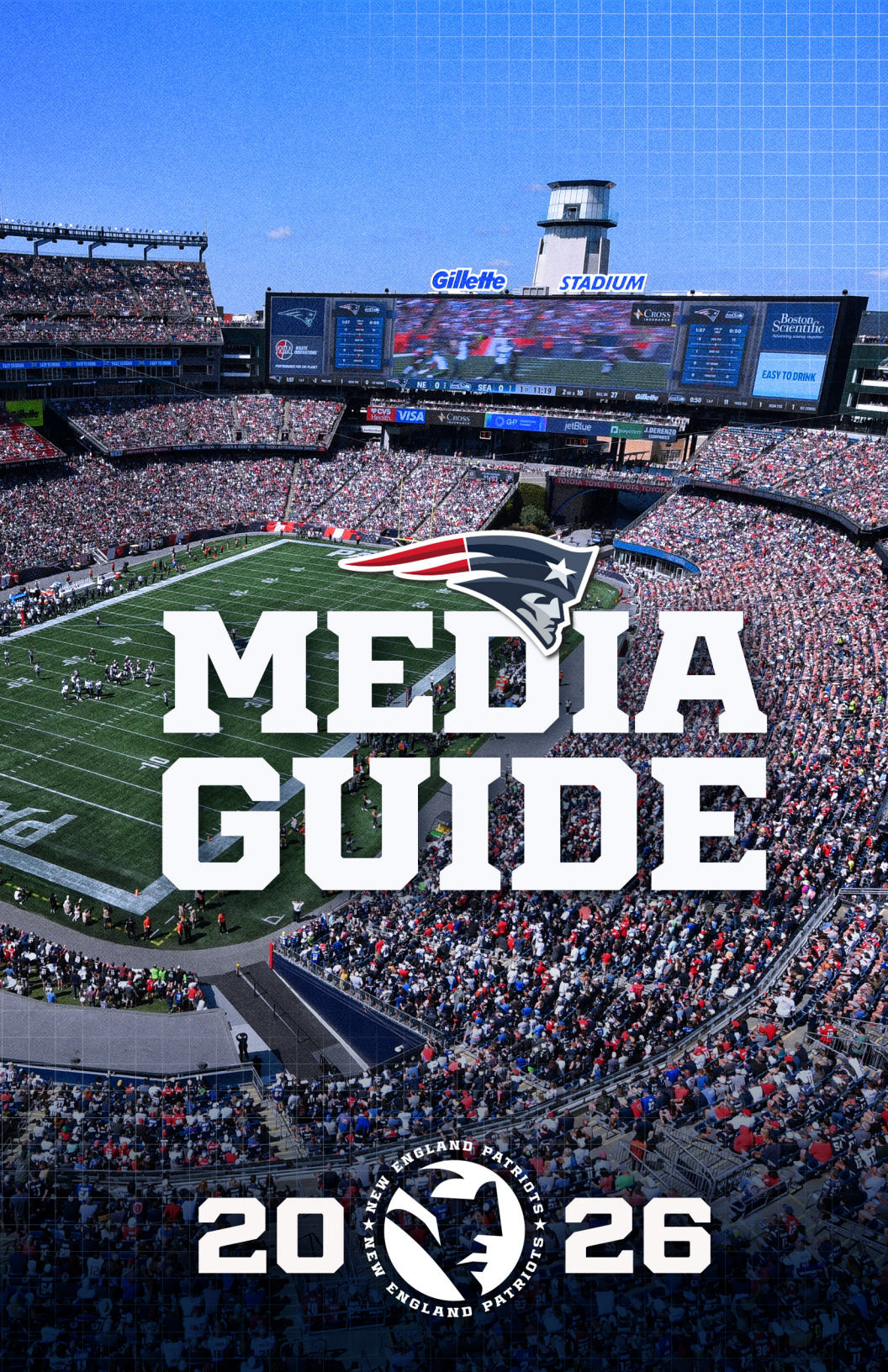

MEDIA GUIDE

2026

MEDIA RELATIONS CONTACTS

Stacey James
Vice President of Communications

Aaron Salkin
Director of Communications

Stephanie Burnham
Football Communications Strategist

Julia Palin
Communications Coordinator

Anisha Chakrabarti
Director of Corporate Communications & Strategy

The 2026 New England Patriots media guide has been prepared to assist all members of the media in their coverage of the Patriots during the 2026 season. Should you require additional information, further assistance or wish to arrange an interview, please contact a member of the Patriots media relations staff.

CONTACT INFORMATION

MEDIA RELATIONS MAIN NUMBER: 508-384-4203
GILLETTE STADIUM • ONE PATRIOT PLACE • FOXBOROUGH, MA 02035 • FAX: 508-543-9053

	Title	Office Phone	E-mail Address
Stacey James	Vice President of Communications	508-384-9105	staceyj@patriots.com
Aaron Salkin	Director of Communications	508-384-9111	aarons@patriots.com
Stephanie Burnham	Football Communications Strategist	508-549-0252	stephanieb@patriots.com
Julia Palin	Communications Coordinator	508-298-0632	jpalin@patriots.com
Anisha Chakrabarti	Director of Corp. Comms. & Strategy	781-793-8110	anishac@kraftse.com

MEDIA WEBSITE

www.patriots.com/media

The Patriots maintain a website to further assist local and national media in covering the team. The site contains all of the Patriots game press releases, statistics, transcripts and other reference material dating back to 2005.

2026 PATRIOTS SCHEDULE

PRESEASON

Date		*Opponent*	*Time*	*Affiliate*	*Network*
Thursday, Aug. 13		Indianapolis Colts	7:30 p.m. ET	Patriots Preseason TV Network	
Saturday, Aug. 22		Philadelphia Eagles	7:00 p.m. ET	Patriots Preseason TV Network	
Thursday, Aug. 27	**at**	**Cleveland Browns**	**8:00 p.m. ET**	**Prime Video**	

REGULAR SEASON

Date		*Opponent*	*Time*	*Affiliate*	*Network*
Wednesday, Sept. 9	**at**	**Seattle Seahawks**	**8:20 p.m. ET**	**NBC 10 Boston**	**NBC**
Sunday, Sept. 20		Pittsburgh Steelers	1:00 p.m. ET	WBZ	CBS
Sunday, Sept. 27	at	Jacksonville Jaguars	1:00 p.m. ET	WBZ	CBS
Sunday, Oct. 4	at	Buffalo Bills	1:00 p.m. ET	WBZ	CBS
Sunday, Oct. 11		Las Vegas Raiders	1:00 p.m. ET	WBZ	CBS
Sunday, Oct. 18		New York Jets	1:00 p.m. ET	WBZ	CBS
Thursday, Oct. 22	**at**	**Chicago Bears**	**8:15 p.m. ET**	**WCVB**	**Prime Video**
Sunday, Nov. 1	at	Miami Dolphins	4:25 p.m. ET	WBZ	CBS
Sunday, Nov. 8		Green Bay Packers	4:25 p.m. ET	WFXT	FOX
***Sunday, Nov. 15**	**at**	**Detroit Lions**	**9:30 a.m. ET**	**WFXT**	**FOX**
Sunday, Nov. 22		BYE WEEK			
Sunday, Nov. 29	**at**	**Los Angeles Chargers**	**8:20 p.m. ET**	**NBC 10 Boston**	**NBC**
Sunday, Dec. 6		Buffalo Bills	4:25 p.m. ET	WBZ	CBS
Thursday, Dec. 10		**Minnesota Vikings**	**8:15 p.m. ET**	**WCVB**	**Prime Video**
Monday, Dec. 21	**at**	**Kansas City Chiefs**	**8:15 p.m. ET**	**WCVB**	**ESPN**
Sunday, Dec. 27	at	New York Jets	1:00 p.m. ET	WBZ	CBS
TBD		Denver Broncos	TBD	TBD	TBD
TBD		Miami Dolphins	TBD	TBD	TBD

Bold indicates nationally televised games
Kickoff times for all Sunday games after Week 5 are subject to flex scheduling
*Played in Munich, Germany

NEW ENGLAND PATRIOTS
2026 MEDIA GUIDE

GILLETTE STADIUM . ONE PATRIOT PLACE . FOXBOROUGH, MASSACHUSETTS

Super Bowl Championships (6): 2001, 2003, 2004, 2014, 2016, 2018

Conference Championships (12): 1985, 1996, 2001, 2003, 2004, 2007, 2011, 2014, 2016, 2017, 2018, 2025

Division Championships (23): 1963, 1978, 1986, 1996, 1997, 2001, 2003, 2004, 2005, 2006, 2007, 2009, 2010, 2011, 2012, 2013, 2014, 2015, 2016, 2017, 2018, 2019, 2025

Playoff Seasons (29): 1963, 1976, 1978, 1982, 1985, 1986, 1994, 1996, 1997, 1998, 2001, 2003, 2004, 2005, 2006, 2007, 2009, 2010, 2011, 2012, 2013, 2014, 2015, 2016, 2017, 2018, 2019, 2021, 2025

2025 Season In Review 219
2025 Statistics 220
Game-by-Game Statistics 222
Honors and Awards 235
Participation Chart 236
2025 Transactions 238

All-Time Results 367
Preseason. 368
Regular Season 386
Postseason 500
Overtime Games 380
Prime-Time Games. 372
Series 373
Attendance Figures 384
Offensive and Defensive Rankings 451

Biographies 7
Ownership Bios 8
Football Staff 19
Players 77
Gillette Stadium 4
New Balance Athletics Center 5

Franchise History 241
Anniversary Teams 263
Coaches All-Time Records 50
Coaches All-Time Roster 51
All-Time Draft 332
Hall of Fame 242
Historical Timeline 275
Pro Bowl Selections 267
All-Pro Selections 270
Associated Press & Player of the Week Awards. . . 272
Player of the Month Awards 274
Roster (All-Time) 396
Numerical Roster (All-Time) 321
Trades (2000-25). 358

Playoff History 499
Results 500
Records 501
Championship Game Summaries 510

Records 453
All-Time Leaders 454
Year-by-Year Leaders 464
Consecutive Records 472
Individual Records 474
Longest Plays 462
Playoff Records 508
Team Records. 488
Patriots NFL Records 498

Reference 523
Patriots Charitable Foundation 531
Patriots Cheerleaders 528
Patriots Football Network 526
Pool Reporters 525
Preseason Television Network 525
Radio Broadcast Network 524
Staff Directory 529

2026 MEDIA GUIDE

The 2026 New England Patriots Media Guide was written and edited by the Patriots Media Relations Staff. This media guide includes a compilation of information that has been gathered and preserved by each of the team's previous media relations departments. Many thanks to everyone who has helped prepare and preserve this information.

Additionally, a digital version of this publication is updated in-season to reflect real-time statistics and includes additional capabilities such as feature video links located on individual player pages. That version can be found online at https://media.patriots.com.

Editors: Aaron Salkin, Stephanie Burnham

Editorial Assistance: Stacey James, Julia Palin and Badi Cross.

Design: Dwight Darian, Michelle Muise

Layout: Stephanie Burnham

Photography: Eric Adler, David Silverman

Gillette STADIUM

www.GilletteStadium.com @GilletteStadium

Gillette Stadium, home of the New England Patriots, is the region's premier sports and entertainment venue. Since opening in 2002, fans have enjoyed more regular season and postseason victories than any other team in the NFL. In 24 seasons, the venue has hosted more than 13.5 million football fans attending Patriots games and has been the site of seven AFC Championship games – six of which were Patriots victories. Since 2002, the Patriots own the NFL's best record at home with an overall mark of 164-55, including a 21-4 playoff record in Foxborough.

The Kraft family has continually invested in Gillette Stadium to keep the venue on the cutting edge and enhance the fan experience. Recent stadium improvements are highlighted by the addition of the signature 22-story Gillette Stadium Lighthouse, featuring a 360-degree observation deck open to guests year-round, and the installation of the largest outdoor curved-radius videoboard at a sports venue in the country. Additional venue enhancements include the 50,000 square-foot G-P Atrium, a reimagined fan plaza, enhanced Row of Honor, field-level Bud Light Celebration Beer Hall, the Ticketmaster entry canopy, new and improved concessions like the Pepsi Grab & Go offering, connectivity on the upper concourse for movement east to west, increased restroom capacity and permanent bar and concession locations featuring new product offerings. In recent seasons, Gillette Stadium also added a new sensory room, available at all full-stadium events for guests with sensory sensitivities or challenges with regulating sensory input. Just like Gillette Stadium's initial construction, subsequent stadium renovations are entirely privately financed by the Kraft family.

Gillette Stadium also features a variety of communal spaces where fans can gather before, during and after games. These amenities include the DraftKings Sports Zone and the Commons on the Main Concourse, as well as the Encore Boston Harbor Terrace and the JetBlue Landings on the Upper Concourse. Additionally, the Cross Insurance Club, which runs the length of the stadium on both sidelines, offers members access to 120,000 square feet of indoor space and premium outdoor seats. Finally, the stadium's Bank of America Luxury Suite Levels are home to 92 luxury suites

GILLETTE STADIUM QUICK HITS

Stadium Opened	2002
Capacity	64,628
Club Seats	5,876
Luxury Suites	92
Height of Lighthouse	218 feet (22 stories)
Size of G-P Atrium	50,000 square feet
HD Video Boards	2 (370' x 60' and 220' x 53')
Concession Locations	550+
Stadium Footprint	17.3 acres
Stadium Area	1.9 million square feet

that are among the largest in the NFL, ranging from 800 to 2,700 square feet. Each suite is fully furnished to ensure a top-tier event experience and features in-suite catering and beverage service, restrooms and a dedicated suite attendant.

The Patriots also recently unveiled the New Balance Athletics Center (NBAC), their state-of-the-art training center located next to Gillette Stadium. Spanning 160,000 square feet, the facility is designed as a fully integrated performance campus for football operations, bringing together training, strength, conditioning and recovery into one ecosystem. While the team's day-to-day activities will primarily be spent in and around the NBAC, the core pieces for the team's game day needs, including their stadium locker room, remain intact.

In conjunction with providing a high-level fan experience, Gillette Stadium is also committed to delivering sustainable, world-class events with the goal of managing and reducing environmental impact. In recognition of these continued efforts, the venue recently earned ISO 20121: Sustainable Events Management, LEED Gold certifications and the Green Sport Alliance's Inovation: Environmental Stewardship Award.

Gillette Stadium is also the full-time home of Major League Soccer's New England Revolution and annually hosts international soccer matches, NCAA athletics, professional lacrosse, Feld Motor Sports and high school football state championships. The stadium hosted the 2023 Army-Navy Game and 2016 NHL Winter Classic and will host the 2026 Navy-Notre Dame Game, as well as seven 2026 FIFA Men's World Cup matches, including a quarterfinal match. Additionally, Gillette Stadium is one of the world's top grossing concert venues according to Billboard and has hosted more than 100 concerts in venue history. The biggest acts in music have headlined the home of the Patriots and Revolution over the years, including Taylor Swift, Kenny Chesney, The Rolling Stones, Bruce Springsteen, Billy Joel, Elton John, Coldplay, Ed Sheeran and Beyoncé, just to name a few.

GILLETTE STADIUM FUN FACTS

The Height of Design
The stadium's prominent signature lighthouse in the north end zone rises 22 stories above the playing field, towering over the stadium itself, which is 16 stories tall. The 218-foot lighthouse is the tallest lighthouse in the United States.

New View
The lighthouse features a 360-degree observation deck with unique views of the Boston skyline, into Gillette Stadium and of the surrounding neighborhoods.

Long Way to the Top
The Lantern Room at the top of the lighthouse can be accessed via a 34-second elevator ride. There are also 372 interior stairs.

On the Big Screen
The north end zone videoboard measures 22,000 square feet, making it the largest outdoor curved-radius videoboard at a sports venue in the country. Combined with the south end zone videoboard, the half-acre north end zone board gives Gillette Stadium three-quarters of an acre of video scoreboards, providing ample space to enjoy game action, replays, statistics and more.

Bridging the Gap
The north end hospitality and function spaces bridge the gap between the Cross Insurance Clubs, the Luxury Suite Levels and the upper concourse, giving all levels of the stadium 360-degree connectivity. These spaces are highlighted by the G-P Atrium, the largest Patriots game day hospitality space to open since 2002.

NEW BALANCE ATHLETICS CENTER

The New England Patriots football operation moved into the New Balance Athletics Center in time for the start of the voluntary offseason training activities. The 160,000-square-foot training facility is located at the south end of Gillette Stadium adjacent to the three outdoor practice fields and indoor field house. Designed as a fully integrated football operations campus, the building brings together training, strength and conditioning, sports science, and recovery in one streamlined environment, all supported by cutting-edge performance technology.

The surrounding practice areas will be known as the New Balance Practice Fields, reinforcing the brand's presence across the team's daily operations. The facility is built to enhance every aspect of player development.

In addition, New Balance will serve as the presenting sponsor of Patriots Training Camp, further extending its role in supporting the team's preparation and performance throughout the season.

The Patriots Hall of Fame presented by RTX (patriotshalloffame.com) offers a cutting-edge, highly-interactive museum experience. It showcases New England Patriots history while providing a permanent home to the team's hall of fame. The facility features 20,000 square feet of exhibit space and utilizes the latest in design concepts and multimedia technology to make the experience interactive. Its incredible Super Bowl Experience gallery houses all six Vince Lombardi Super Bowl Championship Trophies as well as the stories and highlights behind those championships. The Hall of Fame opened in 2008 and is a unique sports hall of fame and interactive experience as well as a must-visit attraction for Patriots and football fans alike.

"One of the greatest things about sports is the bond players and fans share. You feel like you've lived through the same experiences and share the same memories. That was one of our motivations in building The Hall. We wanted to create a place where our fans and alumni could visit and relive those moments together. We wanted to preserve the legacy of this franchise and give our greatest players the most prominent display of any hall of fame in the world."

— ROBERT KRAFT

The experience begins as visitors enter the elevator and hear a voice from Patriots history welcoming them to the Hall of Fame. The journey continues through two stories and ends with one of The Hall of Fame's signature exhibits and its premier photo opportunity: the Patriots' six Lombardi trophies.

The Hall of Fame features interactive exhibits designed to educate and entertain. Visitors receive instruction on how plays in the Patriots' playbook are designed. They also step inside a game-used replay booth and make the call on an instant replay reviews. Fans can make Malcolm Butler's famous championship-clinching interception in The Hall of Fame's incredible Super Bowl Experience exhibit. Additionally, visitors can watch, on a 45-foot-wide panoramic screen, the 17-minute signature film "Patriots Way" or even spike a football like legendary tight end Ron Gronkowski and test their spike compared to Gronk's.

Each Patriots Hall of Famer is immortalized on 30-foot high, five-foot wide video pylons utilizing high-resolution LED displays. Fans can choose which Hall of Fame player to highlight on one of four touch screen kiosks, causing the pylons to come alive with video and images of each player while additional information is displayed on the screen below.

To complement the audiovisual experiences, there are thousands of football artifacts on display at The Hall of Fame, ranging from the priceless (Tom Brady's Super Bowl LI jersey) to the quirky (the infamous snow plow that cleared the way for a Patriots win over the Dolphins in 1982) to the sublime (The Patriots' six Super Bowl rings).

In partnership with RTX, The Patriots Hall of Fame presents an integrated math and science education program featuring STEM modules that engage K-12 students in real-life, football-related experiences using the engineering design process and other standards-based activities. This program touches more than 20,000 school field trip visitors annually while also honoring the Massachusetts STEM Teacher of the Year. It also worked with RTX to develop two education interactive experiences – In the Numbers and By the Numbers. Both use football to teach math and science in an interactive, entertaining way. In the Numbers uses a game-show format and challenges guests to answer math and science questions to advance a player down the field for a touchdown. By the Numbers asks users to input data and then watch to see if the data enables a completed pass or a successful field goal kick.



In 2015, Yankee magazine named the Patriots Hall of Fame "Best Sports Museum." In 2009, the hall of fame received a Gold MUSE Award from the American Association of Museums and The Hall's signature film, "Patriots Way," won a CINE Golden Eagle Award. The Hall of Fame was also named to Boston Globe Magazine's Best of the New and was a Yankee magazine Editor's Choice recommendation. For more information, please visit www.patriotshalloffame.com.

FORGED IN FOXBOROUGH

PRESENTED BY new balance

Get exclusive access to the New England Patriots with **Forged in Foxborough, presented by New Balance.** This award-winning original documentary series takes you behind-the-scenes of the Patriots throughout the season, looking at the people, preparation and culture that define the team through rare access inside the Patriots operations. **Forged in Foxborough** streams exclusively on the Patriots YouTube Channel.

OWNERSHIP



ROBERT **KRAFT**

OWNER; CHAIRMAN & CEO

20- DIVISION TITLES: 96, 97, 01, 03, 04, 05, 06, 07, 09, 10, 11, 12, 13, 14, 15, 16, 17, 18, 19, 25

11 - CONFERENCE TITLES: 96, 01, 03, 04, 07, 11, 14, 16, 17, 18, 25 **6 - SUPER BOWLS:** 01, 03, 04, 14, 16, 18

Robert Kraft is the owner of the New England Patriots and Chairman and CEO of the Kraft Group. He is an American entrepreneur, investor and philanthropist whose portfolio of businesses and brands range across many verticals, including paper and packaging, sports and entertainment, real estate and venture investing. His holdings include the New England Patriots, New England Revolution, Gillette Stadium, International Forest Products, Rand-Whitney Group, Rand-Whitney Containerboard and a portfolio of more than 100 venture and private-equity investments.

A lifelong football fan and 23-year New England Patriots season ticket holder before buying the team, Kraft became the Chairman and CEO of the Patriots when he took ownership on Jan. 21, 1994. That day he pledged, "My objective in buying the Patriots is to help bring a championship to New England." That seemed to be a tall order considering the team's prior success rate. Now, 32 years later, the Patriots boast six Lombardi Trophies, 11 Super Bowl appearances and the highest winning percentage in all of professional sports.

In the five years prior to Kraft's ownership, the team had only won 19 of 80 games (.238 winning percentage) with no playoff appearances. In fact, in the 34-year history of the franchise (1960-93), the Patriots had won just 229 games (including playoffs), averaging just 6.6 wins per season, and had qualified for the playoffs a mere six times.

The year Kraft bought the team (1994), the Patriots advanced to the playoffs for the first time in eight seasons. In his first five years of ownership, the Patriots won 49 games and qualified for the playoffs four times, even advancing to the Super Bowl in just his third season at the helm (1996). Over Kraft's 32 seasons (1994-2025), the Patriots won an unprecedented 374 games (including playoffs) for an average of 11.7 wins per season.

Playoff games offer another stark contrast. Prior to 1994, Patriots fans had only been treated to one home playoff game, which the Patriots lost to the Houston Oilers in 1978. Since 1994, the Patriots have qualified for the playoffs 23 times, including 20 as division champions, and hosted 29 home playoff games, in which they own a 25-4 (.862) record.

The worst-to-first ascent of the New England Patriots since Kraft purchased the team may be the greatest in sports history. Under Kraft's leadership, the Patriots have won more division titles (20) and conference crowns (11) than any other NFL team. In 2018, the Patriots claimed their sixth Super Bowl championship during Kraft's tenure. No other team has more in NFL history.

INSTALLING HIS VISION

It didn't take long for Kraft's vision to come into focus. His personal investment in the team restored the faith of Patriots fans and rejuvenated interest throughout New England. The year he bought the team, season ticket sales soared to new heights, eclipsing 40,000 for the first time in franchise history. By the start of his first season, every game was sold out, a feat that had never been accomplished in the franchise's previous 34 seasons. That achievement ensured local broadcast blackouts would be lifted and every Patriots game, home and away, would be televised throughout New England for the first time in team history. Entering the 2026 season, the Patriots have sold out every home game since he bought the team in 1994 (not including the COVID-19 2020 season).

Kraft and the Patriots organization have built a winning team in the community. Established in 1994, the New England Patriots Foundation was created to support charitable and philanthropic agencies throughout New England.

"MY OBJECTIVE IN BUYING THE PATRIOTS IS TO HELP BRING A CHAMPIONSHIP TO NEW ENGLAND."

— ROBERT KRAFT, JAN. 21, 1994

ASCENSION

The transformation of the Patriots under Kraft's leadership constitutes one of the greatest franchise revivals in sports history. After winning back-to-back Super Bowls and three titles in four years, Forbes magazine named the Patriots "The Best Team in Sports" in 2005.

In 2007, the New England Patriots won a then-franchise record fifth consecutive division title. They also became the first NFL team to win 16 games during the regular season and the only team to ever win 18 consecutive games in one season. The undefeated regular season boosted the team's regular season record from 2003-07 to 66-14 for a remarkable .825 winning percentage. The 66 regular season wins in that span are tied with Kansas City for the most by any team over any five-year stretch in NFL history. Additionally, from Oct. 5, 2003, to Nov. 8, 2008, the Patriots won 81 games and lost only 19, matching the most successful 100-game stretch since the league was founded in 1920.

The Kraft-era Patriots also set three significant NFL records for consecutive wins. From 2003-04, the Patriots won 21 consecutive games, including playoffs. From 2006-08, the Patriots won 21 consecutive regular season games. Additionally, the Patriots established an NFL record by winning 10 consecutive playoff games (2001-05). During that time, the Patriots also won 21 consecutive games at Gillette Stadium, the longest home win streak in franchise history. The Patriots tied that home win streak after winning their 21st consecutive home game on Nov. 24, 2019.

The success the Patriots sustained during the first two decades of the new millennium is unrivaled. The Patriots' 126 total victories (including playoffs) from 2000-09 were, at the time, the most by any team in one decade in the history of the NFL. The decade of dominance featured more Super Bowl titles (3), conference titles (4), division titles (7), playoff wins (14), victories in a single season (18) and victories in a regular season (16) than any other team. In addition, no other NFL team hosted more playoff games (9) or played in more playoff games (18) than the New England Patriots. The sustained success earned the franchise "Team of the Decade" acclaim from many publications. The ensuing decade was even more productive with 141 total victories, 10 division titles, five conference crowns, 23 playoff games and three Super Bowl wins.

GETTING HIS START

Kraft launched his career in the paper and packaging industry with Rand-Whitney Group, Inc., of Worcester, Massachusetts, a company he later acquired. Under his leadership, the Kraft Group's paper and packaging division has grown into one of the largest privately-owned and fully-integrated forest products companies in the world. The company consists of corrugated packaging facilities, paper mills, global paper and solid wood products distribution, and waste paper

BEST TEAM IN SPORTS

After claiming their third Super Bowl in four years, *Forbes* named the New England Patriots as the best team in sports. The accompanying article recognized how Robert Kraft built the Patriots organization into a winner on and off the field.

A WINNING TRADITION

Robert Kraft's winning percentage with the Patriots (.656) since taking over the team in 1994 is the highest among all owners/ownership groups with at least 200 wins (regular and postseason). He is one of just four owners with at least 200 wins and a winning percentage over .600.

Owner	*Team*	*Years*	*Winning Pct.*
Robert Kraft	**Patriots**	**1994-present**	**.656**
Eddie DeBartalo, Jr.	49ers	1977-99	.636
Clint Murchison, Jr.	Cowboys	1960-83	.634
Joe Robbie	Dolphins	1966-89	.609
Pat Bowlen	Broncos	1984-2018	.596

THE KRAFT ERA

Prior to 1994, the Patriots qualified for the playoffs just six times during their first 34 seasons (1960-93). In the 32 seasons since Robert Kraft has owned the team, the Patriots have qualified for the playoffs 23 times, 20 times as division champions, and have won 11 conference titles and six Super Bowl championships.

	Pre-Kraft 1960-93	*1989-93*	*Kraft Era 1994-2025*
Overall Record	225-276-9	19-61	374-196
Winning Pct.	.450	.238	.656
Super Bowl Titles	0	0	6
Conference Titles	1	0	11
Division Titles	3	0	20
Playoff Seasons	6	0	23
Playoff Record	4-6	0-0	36-17
Home Playoff Games	1	0	29
Home Playoff Record	0-1	0-0	25-4

300 WINS

Robert Kraft reached 300 career wins (including playoffs) on Sept. 30, 2018, in the Patriots 38-7 win vs. Miami. He reached 300 career wins in 432 career games, the fastest an owner has reached the milestone.

Owner	*Team*	*Games to 300 Wins*
Robert Kraft	**Patriots**	**432 (25 seasons)**
Al Davis	Raiders	495 (31 seasons)
Pat Bowlen	Broncos	501 (30 seasons)

SUCCESS STORY

Since Robert Kraft bought the team in 1994, the Patriots have become the most successful franchise in the NFL. For the past 32 seasons (1994-2025), the Patriots have won more Super Bowl Championships (6), more conference championships (11) and more division titles (20) than any other NFL team. In addition to championships, the Patriots have also won more, and more often, than any other NFL team, claiming 374 total victories and a .656 winning percentage, including 36 postseason wins.

SUPER BOWL CHAMPIONSHIPS SINCE 1994

New England Patriots	**6**
Denver Broncos	3
Kansas City Chiefs	3

CONFERENCE CHAMPIONSHIPS SINCE 1994

New England Patriots	**11**
Kansas City Chiefs	5
Denver Broncos	4
Philadelphia Eagles	4
Pittsburgh Steelers	4
Los Angeles Rams	4
San Francisco 49ers	4
Seattle Seahawks	4

DIVISION CHAMPIONSHIPS SINCE 1994

New England Patriots	**20**
Green Bay Packers	15
Pittsburgh Steelers	15
Kansas City Chiefs	13

PLAYOFF VICTORIES SINCE 1994

New England Patriots	**36**
Green Bay Packers	23
Philadelphia Eagles	21

TOTAL VICTORIES SINCE 1994

New England Patriots	**374**
Green Bay Packers	348
Pittsburgh Steelers	342
Kansas City Chiefs	316

OVERALL WINNING PERCENTAGE SINCE 1994 (INCLUDING POSTSEASON)

Team	*W*	*L*	*T*	*Pct.*
New England Patriots	**374**	**196**	**0**	**.656**
Green Bay Packers	348	211	2	.622
Pittsburgh Steelers	342	211	3	.618
Kansas City Chiefs	316	233	0	.576

PLAYOFF WINNING PERCENTAGE SINCE 1994

Team	*W*	*L*	*Pct.*
New England Patriots	**36**	**17**	**.679**
Los Angeles Rams	16	10	.615
San Francisco 49ers	21	14	.600
New York Giants	11	8	.579

SUSTAINED SUCCESS

The Patriots won more than half of their games for the 19th straight year in 2019. They are the first team to win more than half of their games in 19 straight seasons since the 1970 AFL-NFL merger.

MOST CONSECUTIVE WINNING SEASONS (since 1970 merger)

New England (2001-19)	**19**
San Francisco (1983-98)	16
Dallas (1970-85)	16
Kansas City (2013-24)	12
Oakland (1970-80)	11

MOST SEASONS OF 9+ WINS SINCE 2001

New England	**21**
Pittsburgh	20
Green Bay	19
Seattle	19
Philadelphia	18
Baltimore	17
Indianapolis	16
Kansas City	16

New England won at least 11 regular-season games for 10 consecutive seasons from 2010-19.

CONSECUTIVE SEASONS OF 11+ WINS (since 1970 merger)

Team	*Years*	*Consec. 11+ Win Seasons*
New England	**2010-19**	**10**
Indianapolis	2003-09	7
Kansas City	2018-24	7
Dallas	1976-81	6
Buffalo	2020-05	6

processing. International Forest Products, a global distributor and marketer founded by Kraft in 1972, annually does business in more than 120 countries, is the sixth-largest exporter in North America and has consistently been ranked among the top 10 in the annual rankings published by *The Journal of Commerce*. Within his companies, Kraft also built the first paper mill which produces product from 100% post-consumer fiber and waste water in the country. In doing so, he set a new industry standard for environmental responsibility, which he has modeled across his other businesses.

Throughout Kraft's professional career, many of his biggest risks have yielded the greatest rewards. That was true throughout his pursuit of Patriots ownership, beginning in 1985 when he first purchased an option on the land surrounding the old stadium in Foxborough, Massachusetts. It was a large investment for an underdeveloped parcel of land, but proved to be an important first step in a long process toward buying the Patriots. In 1988, he took another step by purchasing the stadium out of bankruptcy court. With a binding lease through 2001, the acquisition of the old stadium proved to be an invaluable asset in Kraft's quest toward owning the team.

When his opportunity came to buy the team in January of 1994, Kraft faced a difficult business dilemma. He had to decide between committing over $172 million of family resources to purchase the Patriots or accept a lucrative $75 million buyout offer to void the final years of the team's stadium lease and allow the team to move out of New England. On Jan. 21, 1994, Kraft passed on the buyout offer, choosing instead to make an 11th-hour bid to buy the team. On Feb. 26, 1994, a day after Kraft earned league approval, season tickets for the 1994 season went on sale and Patriots fans

showed their support for Kraft's decision in record numbers. By the end of the first business day, amidst a winter Nor'easter, 5,958 season ticket orders were processed, shattering the previous single-day sales record of 979. The show of support validated Kraft's decision to buy the team and gave him the confidence to focus on another long-term project with great financial risk: the private financing and construction of Gillette Stadium.

In his first year of ownership, the Patriots won their final seven regular season games to qualify for the postseason, ending an eight-year playoff drought. By his fifth anniversary as owner, under the direction of two different head coaches, the Patriots had already established themselves as perennial playoff contenders, qualifying for the postseason four times, twice as division champions. In 1996, the Patriots claimed their first division title in 10 years. After defeating Pittsburgh in the playoffs that year, the Patriots hosted their first conference championship game in franchise history and defeated Jacksonville, 20-6, to advance to Super Bowl XXXI.

BUILDING GILLETTE

From 2000-02, the Kraft Group's construction and real estate development team oversaw the on-time and on-budget construction of Gillette Stadium, a privately-financed facility and the only one of its kind to be financed without the burden of personal seat license fees charged to season ticket members. The financial commitment from Kraft provided a solid foundation on which to build for the first time in the franchise's nomadic history. Moving from Foxboro Stadium into the majestic Gillette Stadium marked another worst-to-first transformation for the Krafts, who now operate New England's premier entertainment venue. After opening Gillette Stadium, Kraft was recognized as the Sports Executive of the Year by a national publication, and he and Jonathan Kraft were named Sports Industrialists of the Year by another.

The construction of Gillette Stadium was the Kraft Group development team's first project. In 2007, the Kraft Group expanded the development of the site with the construction of Patriot Place, a mixed-use lifestyle center and entertainment destination.

LOVE OF SPORTS

Kraft is widely recognized as one of the most successful owners in professional sports. His long-standing support of soccer in the United States dates back to his efforts in the early 1990s to secure Foxborough as one of the nine host venues for the 1994 FIFA World Cup and become one of three principal investors in Major League Soccer when he founded the New England Revolution in 1995. In 2017, Kraft was named Honorary Chairman of the Board of the United Bid Committee of Canada, Mexico and the United States and a key principle in securing the 2026 FIFA World Cup for North America.

As owner of the New England Patriots, Investor/Operator of the New England Revolution and owner of Gillette Stadium and Patriot Place, Kraft has turned the underdeveloped parcel of land he purchased in 1985 in Foxborough into a world-class sports and entertainment destination in New England.

PERSONAL

A native of Brookline, Massachusetts, Kraft attended public schools before earning an academic scholarship to Columbia University. After graduating, he received a fellowship to Harvard Business School, where he earned a Master of Business Administration degree.

A devoted Patriots fan since the team's American Football League (AFL) days in the 1960s, Kraft attended games at each of the franchise's early Boston-area venues, including Boston University Field, Fenway Park, Boston College's Alumni Stadium and Harvard Stadium. When the Patriots moved to Schaefer Stadium in 1971, he purchased season tickets for his family. Kraft often credits the memories and experiences shared with his family and fellow Patriots fans during those years as the inspiration behind his pursuit of ownership of the franchise.

Throughout his life, Robert Kraft and his family have generously contributed their time, expertise, and resources to a wide range of charitable organizations, nonprofit initiatives, and community causes. Their lifetime philanthropic giving exceeds $1 billion. Kraft continues to champion efforts that expand access to op-

2026 NFL OWNER COMMITTEES

While Kraft gets credit for resurrecting the once wayward Patriots franchise, he's also often cited as a key contributor in many of the league's major contract negotiations. He is the chairman of the NFL's Media Committee and an active member of two other committees.

- Media Committee - Chairman
- Compensation Committee - Chairman
- Management Council Executive Committee

"WITHOUT HIM, THIS DEAL DOES NOT GET DONE. HE IS A MAN WHO HELPED US SAVE FOOTBALL AND WE'RE SO [GRATEFUL] FOR THAT. WE'RE [GRATEFUL] FOR HIS FAMILY AND FOR THE OPPORTUNITY HE PRESENTED TO GET THIS DEAL DONE."

— FORMER INDIANAPOLIS COLTS C JEFF SATURDAY ON ROBERT KRAFT'S ROLE IN THE NEGOTIATIONS OF THE 2011 CBA

The Boston Globe

TUESDAY, JULY 26, 2011

Kraft, his heart heavy, lifts NFL

Patriots owner helped bring accord during his wife's final days

By Greg A. Bedard
GLOBE STAFF

The National Football League is back in action. And Patriots owner Robert Kraft is getting much of the credit.

Not only did Kraft help owners and players end a 135-day lockout and agree to a 10-year deal, but he did so while tending to his wife, Myra, who died Wednesday of cancer.

The role Kraft played in the negotiations was not lost on anyone at yesterday's press conference announcing the deal. Nor was the memory of his wife.

"A special thanks to Myra Kraft, who even in her weakest moment allowed Mr. Kraft to come and fight this out and without him, this deal does not get done," said Jeff Saturday, a representative of the NFL Players Association and a center for one of the Patriots' biggest rivals, the Indianapolis Colts.

He added that Kraft is "a man who helped us save football and we're so gracious for that, we're gracious for his family and for the opportunity he presented to get this deal done. So thank you very much — we really appreciate it."

Saturday and Kraft then embraced, in what will be the enduring image of this often contentious labor battle.

Kraft was at the press conference at the invitation of NFL commissioner Roger Goodell and Players Association executive director DeMaurice Smith.

KRAFT, Page A12

Looking ahead
Team facilities open to players today, while fans come away unsoaked by the lockout. **C1.**

Joy in Foxborough
The settlement gives a lift to businesses that cater to Gillette Stadium patrons. **B6.**

BOB GARRABRANT/GETTY IMAGES

Indianapolis Colts center Jeff Saturday embraced Robert Kraft in Washington yesterday after lauding the Patriots owner and his wife, Myra, who died last week.

portunity, promote social and economic mobility, and strengthen support systems for underserved communities.

In 2019, Kraft was awarded the Genesis Prize, often referred to by Time magazine as the "Jewish Nobel." As a Genesis Prize laureate, he established a foundation dedicated to combating antisemitism and all forms of hate. Today, that organization is known as the Blue Square Alliance Against Hate. Since its founding, Kraft has committed $150 million to advance the Alliance's mission of raising global awareness and inspiring people everywhere to stand against antisemitism and hate in all its forms.

In 2023, Kraft launched the Blue Square as a universal symbol for standing up to hate through a nationwide multimedia campaign developed in partnership with industry leaders and faith communities. The award-winning initiative has reached hundreds of millions of Americans and has included television commercials broadcast during each of the past three Super Bowls. By combining compelling, empathy-driven storytelling with data that highlights the scale and urgency of rising hate across the United States, the Blue Square campaign is inspiring allyship, encouraging action and empowering individuals to stand with anyone who experiences hate.

Kraft is a founding partner of the REFORM Alliance, an organization dedicated to transforming the American criminal justice system by changing laws, policies and public perceptions to reduce unnecessary incarceration resulting from technical probation and parole violations. He was also a founding donor to the New Commonwealth Racial Equity and Social Justice Fund, the Black Leadership Institute at the Institute for Nonprofit Practice, and the Equity Leadership Initiative at the Rhode Island Foundation. In support of racial equity and educational opportunity, Kraft contributed $1 million to the National Museum of African American History and Culture and has provided millions more through the Kraft Family/Patriots Players Collaborative Fund to organizations advancing racial justice. Over the past decade, the Kraft Family Foundation has donated more than $125 million to nonprofits serving historically underserved communities.

Believing that access to quality education and healthcare is essential to thriving communities, the Kraft family has established more than three dozen permanent endowments supporting educational, healthcare and social service organizations. Kraft has also contributed more than $50 million to Mass General Brigham to advance cancer care and address healthcare disparities related to race, ethnicity, geography and economic status. His support includes the Robert K. Kraft Endowed Chair, which promotes inclusion, respect and fairness, and the Kraft Center for Community Health, whose innovative programs, including Community Care in Reach, deliver addiction treatment, vaccinations and other healthcare services to underserved communities across Massachusetts. Through endowments and fellowship programs totaling more than $70 million at Harvard Business School, Columbia University and Yeshiva University, Kraft has expanded access to higher education and leadership opportunities for promising students from diverse backgrounds, creating opportunities for talented students and advancing educational excellence.

During the COVID-19 pandemic, the Kraft family contributed more than $20 million to support relief efforts, including helping secure and distribute face masks to frontline workers, providing more than 6.5 million meals to military members, veterans and their families, and establishing the Northeast's first mass vaccination site, which administered more than 610,000 vaccines in less than five months.

In addition to serving on several NFL owner committees, Kraft has held leadership roles with numerous civic, educational and cultural institutions, including the Apollo Theater, the Massachusetts Competitive Partnership, The Paley Center for Media, the Federal Reserve Bank of Boston, Apollo Global Management and The Engine, an MIT-affiliated venture firm. A former distinguished trustee of Dana-Farber Cancer Institute, he established the Kraft Family Blood Donor Center. Kraft is a trustee emeritus of Columbia University, a trustee of Boston College, and the recipient of multiple honorary degrees.

His many honors include the Theodore Roosevelt Award, the Harvard Business School Alumni Achievement Award, induction into the American Academy of Arts and Sciences, the Pro Football Writers Association's George Halas Award, the Columbia University Athletic Hall of Fame, the Carnegie Hall Medal of Excellence, induction into the Broadcasting & Cable Hall of Fame, and the Sports Business Journal Lifetime Achievement Award.

DYNASTY VS. DYNASTY

Of all of the great teams throughout the Super Bowl era, the New England Patriots and the San Francisco 49ers have set a standard of extended excellence above all of the others. The 49ers run of success spanned two decades, while New England's streak ran from 2001-19.

49ERS (1981-98)		***PATRIOTS (2001-19)***
5	Super Bowl Appearances	9
5	Super Bowl Titles	6
10 in 18 years	Conference Title Games	13 in 19 years
22-11 (.667)	Playoff Record	30-11 (.732)
13	Division Titles	17
16	Playoff Seasons	17
207-72-1 (.741)	Regular Season Record	232-72 (.763)
108	Pro Bowl Selections	94
21 in 18 years	Home Playoff Games	24 in 19 years
13 in 18 years	First-Round Byes	13 in 19 years
4 in 18 years	Playoff One-and-Dones	3 in 19 years
122 (1990-99)	Most Wins in a Decade	141 (2010-19)

BLUE SQUARE ALLIANCE

STAND UP TO JEWISH HATE

Founded by Robert Kraft in 2019, the Blue Square Alliance works to combat antisemitism and all forms of hate by empowering people to move from bystanders to allies. Since the launch of its public awareness campaign in 2022, the Blue Square has become a widely recognized symbol of solidarity against hate, reaching hundreds of millions of people through national advertising, social media, billboards, and celebrity partnerships.

JONATHAN **KRAFT**

OWNER; PRESIDENT OF THE KRAFT GROUP

20 - DIVISION TITLES: 96, 97, 01, 03, 04, 05, 06, 07, 09, 10, 11, 12, 13, 14, 15, 16, 17, 18, 19, 25

11 - CONFERENCE TITLES: 96, 01, 03, 04, 07, 11, 14, 16, 17, 18, 25 **6 - SUPER BOWLS:** 01, 03, 04, 14, 16, 18

Jonathan Kraft is the owner of the New England Patriots and President of the Kraft Group, a diversified holding company with businesses in sports and entertainment, paper and packaging, real estate development and investments across private equity, capital venture and hedge funds.

Kraft serves on multiple NFL owner committees including Business Ventures, Finance, Legalized Sports Betting and Media Owned and Operated. He also chairs the Fan Engagement and Major Events Committee and serves on the 32 Equity Committee.

Following the Kraft family's purchase of the Patriots in 1994, Kraft led the transformation and rebranding of the franchise, expanding its fan base and bringing long-term stability to the organization.

In an era when stadium names regularly change, Gillette Stadium has remained a constant in New England. The venue was intentionally designed with open spaces and the flexibility to evolve over time, becoming the region's premier sports and entertainment destination. One of the most significant contributions to the organization's sustained success over the past two decades was securing financial approval for the construction of the stadium. Kraft developed the creative private-financing strategy for its $325 million construction.

2026 NFL OWNER COMMITTEES

- Fan Engagement and Major Events Committee - Chairman
- Business Ventures Committee
- Finance Committee
- Legalized Sports Betting Committee
- Media Owned and Operated Committee
- 32 Equity Committee

Many industry observers questioned the viability of the plan, which relied on year-round club memberships rather than the more conventional sale of personal seat licenses. While considered a significant financial risk at the time, the strategy proved highly successful. In addition to the business and financial recognition the Kraft family received for the privately-financed project, Kraft and the stadium development team were also recognized for implementing innovative environmental practices during construction.

Kraft led the planning, construction and opening of Gillette Stadium and continues to drive its evolution with a focus on innovation and enhancing the fan experience. Under his leadership, the Kraft family has invested more than $550 million in stadium improvements, continually upgrading amenities, technology, hospitality spaces, concessions and fan gathering areas. Most recently, Gillette Stadium underwent a transformative $250 million renovation of its north end, featuring a redesigned and much more efficient entrance, the largest outdoor curved-radius videoboard of its kind, and a signature view 22-story lighthouse with a 360-degree observation deck, as well as significant enhancements to concessions, restrooms and other fan amenities.

Under Kraft's leadership, Gillette Stadium has hosted world-class events in New England for more than 25 years. The venue annually presents one of the region's most diverse schedules of sports and entertainment programming, including major concert tours, international soccer matches, the NHL Winter Classic, NCAA athletics, the Premier Lacrosse League, motorsports, the 2023 Army-Navy Game and seven World Cup matches in 2026.

Following the construction of Gillette Stadium, Kraft oversaw the Kraft Group's real estate development team's design and construction of Patriot Place, a mixed-use entertainment destination surrounding the stadium that features dining, hospitality, specialty retail, lodging, world-class health care, night life and entertainment offerings.

Prior to the Kraft family's ownership, the Patriots fan base was limited in scope and reach. Kraft was committed to expanding the team's audiences through innovative multimedia initiatives. Under his direction, the Patriots became the first professional sports team to launch a website in March 1995 and the first to provide nightly online video updates. In 2004, the organization further demonstrated its commitment to international growth by launching the NFL's first Chi-

nese-language team website.

The Patriots have continued to expand globally through the NFL's Global Markets Program, earning Germany as an official home market in 2021, followed by Austria and Switzerland in 2023 and Brazil in 2024. These designations have created new opportunities for fan engagement, marketing, sponsorship development and business growth across international markets.

Building on years of developing in-house analytics capabilities to better understand customer behavior, Kraft co-founded Kraft Analytics Group (KAGR) in 2016. The company provides data management, advanced analytics and consulting services to sports and entertainment organizations worldwide.

In March 2020, as the COVID-19 pandemic threatened to overwhelm hospitals across the Northeast, the Kraft family responded to a request from former Massachusetts Governor Charlie Baker to help transport 1.8 million masks that had been secured in China. The New England Patriots team aircraft delivered the critical personal protective equipment to Boston for distribution to healthcare workers and frontline responders. During the pandemic, Gillette Stadium also served as the region's first and largest COVID-19 testing site for frontline workers and the first large-scale vaccination site in the Northeast.

A graduate of Williams College, Kraft is a Trustee Emeritus and a former Chair of the Williams College Investment Committee. He earned his MBA from Harvard Business School, where he currently serves on the Dean's Board of Advisors. Kraft joined the Massachusetts General Hospital Board of Trustees in 2010 and served as Chair from 2019 to 2025. He currently serves as Vice Chair of the Mass General Brigham Board of Directors. He is also a member of the Board of Directors of TKO Group Holdings, Inc., the parent company of UFC and WWE.

He is also on the Board of Trustees for Belmont Hill School and Dexter Southfield. Additionally, Kraft is a member of the M.I.T. Provost's External Advisory Council and is on the advisory board for the Billie Jean King Foundation.

DECADES OF DOMINANCE (2010-19)

The New England Patriots earned more wins (141) in the past decade (2010-19) than any other team in the NFL has over any 10-year span, with 125 regular season victories and 16 playoffs wins. They also owned the highest winning percentage (.771) of any team in professional sports during that decade. The Patriots won a league-high three Super Bowls in the 2010s, increasing their total to six and tying the Pittsburgh Steelers for most all-time. The Patriots won more conference championships (5), appeared in more conference championship games (8) and won more division titles (10) than any other NFL team in a decade. This landmark decade comes on the heels of another dominant decade, as the Patriots also led the NFL in Super Bowl victories, conference championships, conference championship game appearances and division titles in the 2000s.

Super Bowl Titles

New England.....3
Baltimore.....1
Denver.....1
Green Bay.....1
Kansas City.....1
N.Y. Giants.....1
Philadelphia.....1
Seattle.....1

Conference Titles

New England.....5
Denver.....2
Seattle.....2
San Francisco.....2
9 Teams.....1

Division Titles

New England.....10
Green Bay.....6
Houston.....6
Kansas City.....6
Denver.....5

Playoff Wins

New England.....16
Green Bay.....10
Seattle.....10
Baltimore.....7
San Francisco.....7

Playoff Winning Percentage

Team	W	L	Pct.
N.Y. Giants	4	1	.800
New England	**16**	**7**	**.696**
San Francisco	7	4	.636
Denver	6	4	.600
Green Bay	10	7	.588
Seattle	10	7	.588
Baltimore	7	5	.583

Playoff Games Played

New England.....23
Green Bay.....17
Seattle.....17
Baltimore.....12
Pittsburgh.....11
San Francisco.....11
Kansas City.....11

Overall Wins

(Regular Season and Playoffs)
New England.....141
Green Bay.....111
Seattle.....110
Pittsburgh.....107
Baltimore.....105

Overall Winning Percentage

(Regular Season and Playoffs)

Team	W	L	T	Pct.
New England	**141**	**42**	**0**	**.771**
Green Bay	112	63	2	.638
Pittsburgh	107	63	1	.629
Seattle	110	66	1	.624
New Orleans	104	66	0	.612

Most Victories in a Season

(Including Playoffs)

Team	Year	W
New England	**2016**	**17**
Carolina	2015	17
Philadelphia	2017	16
Seattle	2013	16
New England	**2011**	**15**
New England	**2014**	**15**
New England	**2017**	**15**
Denver	2013	15
Green Bay	2011	15
L.A. Rams	2018	15
San Francisco	2019	15

Most Victories in a Single Regular Season, 2010-19

Team	Year	W
Carolina	2015	15
Green Bay	2011	15
New England	**2016**	**14**
New England	**2010**	**14**
Baltimore	2019	14
New England	**2017**	**13**
New England	**2013**	**13**
16 Teams		13

Most Points Scored in a Game

Rk	Team	Date	Opp	PF	PA
1	NO	10/23/11	Ind	62	7
2	**NE**	**11/18/12**	**Ind**	**59**	**24**
2	OAK	10/24/10	Den	59	14
2	PHI	11/15/10	Was	59	28
2	BAL	09/08/19	Mia	59	10
3	NYJ	12/09/12	Ari	58	0

Total Point Differential, 2010-19

Team	PF	PA	Diff.
New England	**5392**	**3551**	**+1841**
Seattle	4261	3463	+798
Baltimore	4156	3393	+763
New Orleans	4766	4051	+715
Green Bay	4616	3951	+665

Playoff Games Hosted

New England.....17
Denver.....9
Seattle.....8
Green Bay.....7
Kansas City.....7

Major Sports League Titles

New England Patriots	**NFL**	**3**
Chicago Blackhawks	NHL	3
Golden State Warriors	NBA	3
L.A. Galaxy	MLS	3
San Francisco Giants	MLB	3
Boston Red Sox	MLB	2
L.A. Kings	NHL	2
Miami Heat	NBA	2
Pittsburgh Penguins	NHL	2

Major Sports Conference Titles

New England Patriots	**NFL**	**5**
Golden State Warriors	NBA	5
Cleveland Cavaliers	NBA	4
Miami Heat	NBA	4
San Francisco Giants	MLB	3

Seasons of NFL Playoff Advancement

New England.....9
Green Bay.....8
Seattle.....8
Kansas City.....7
Pittsburgh.....6

DECADES OF DOMINANCE (2000-09)

When Robert Kraft purchased the New England Patriots in 1994, few would have thought that just 18 years later the franchise would be the undisputed team of the decade in the first decade of the new millennium. Kraft brought a winning vision to the organization and dedicated his resources to building a consistent winner. On Jan. 27, 2000, Kraft hired Bill Belichick to coach the team, and three months later the team drafted then-unheralded quarterback Tom Brady, putting the final pieces in place for the Patriots to become the most successful NFL team of the 2000s. The tallies listed below represent totals during the 2000-09 seasons.

Super Bowl Titles

New England	**3**
Pittsburgh	2
Baltimore	1
Indianapolis	1
New Orleans	1
N.Y. Giants	1
Tampa Bay	1

Conference Titles

New England	**4**
Indianapolis	2
N.Y. Giants	2
Pittsburgh	2
10 Teams	1

Division Titles

New England	**7**
Indianapolis	6
Philadelphia	5
Pittsburgh	5
San Diego	5

Note: The Patriots also finished tied for the division lead twice during the 2000s but lost the division title on tiebreakers in 2002 and 2008.

Playoff Wins

New England	**14**
Philadelphia	10
Pittsburgh	10
Indianapolis	9
Baltimore	8

Playoff Winning Percentage

Team	W	L	Pct.
New England	**14**	**4**	**.777**
New Orleans	5	2	.714
Pittsburgh	10	4	.714
Arizona	4	2	.667
Carolina	5	3	.625
Baltimore	8	5	.615

Playoff Games Played

(Includes 2009 Wild Card Round)

New England	**18**
Philadelphia	18
Indianapolis	17
Pittsburgh	14
Baltimore	13
N.Y. Giants	11

Overall Wins

(Regular Season and Playoffs)

New England	**126**
Indianapolis	124
Pittsburgh	113
Philadelphia	113
Baltimore	100

Overall Winning Percentage

(Regular Season and Playoffs)

Team	W	L	T	Pct.
New England	**126**	**52**	**0**	**.708**
Indianapolis	124	53	0	.701
Pittsburgh	113	60	1	.652
Philadelphia	113	64	1	.638
Green Bay	98	71	0	.580

Most Victories in a Season

(Inc. Playoffs)

Team	Year	W
New England	**2007**	**18**
New England	**2003**	**17**
New England	**2004**	**17**
Baltimore	2000	16
St. Louis	2001	16
Pittsburgh	2004	16
Indianapolis	2006	16
Indianapolis	2009	16
New Orleans	2009	16

Most Victories in a Single Regular Season

Team	Year	W
New England	**2007**	**16**
Pittsburgh	2004	15
New England	**2003**	**14**
New England	**2004**	**14**
Indianapolis	2005	14
Indianapolis	2009	14
St. Louis	2001	14

Most Points Scored in a Game

Rk	Team	Date	Opp	PF	PA
1	**NE**	**10/18/09**	**Ten**	**59**	**0**
2	CIN	11/28/04	Cle	58	48
3	STL	10/01/00	SD	57	31
4	NE	11/18/07	Buf	56	10
4	KC	10/24/04	Atl	56	10
4	NYJ	09/28/08	Ari	56	35
4	PHI	09/23/07	Det	56	21

Total Point Differential

Team	PF	PA	Diff.
New England	**4003**	**2897**	**+1106**
Indianapolis	4269	3286	+983
Philadelphia	3758	2883	+875
Pittsburgh	3585	2779	+806
Green Bay	3921	3282	+639

Playoff Games Hosted

New England	**9**
Philadelphia	9
Pittsburgh	8
Indianapolis	8

Major Sports League Titles

Los Angeles Lakers	NBA	4
New England Patriots	**NFL**	**3**
San Antonio Spurs	NBA	3
Boston Red Sox	MLB	2
Detroit Red Wings	NHL	2
Houston Dynamo	MLS	2
Los Angeles Galaxy	MLS	2
New Jersey Devils	NHL	2
New York Yankees	MLB	2
Pittsburgh Steelers	NFL	2
San Jose Earthquakes	MLS	2

Major Sports Conference Titles

Los Angeles Lakers	NBA	6
New England Patriots	**NFL**	**4**
New England Revolution	MLS	4
Los Angeles Galaxy	MLS	4
New York Yankees	MLB	4
Detroit Red Wings	NHL	3
New Jersey Devils	NHL	3
San Antonio Spurs	NBA	3

Seasons of NFL Playoff Advancement

Philadelphia	7
New England	**6**
Pittsburgh	5
Baltimore	4
Indianapolis	4
Green Bay	3
Oakland	3
Seattle	3
New Orleans	3

ALL-TIME DECADE DOMINANCE

All-Time Regular Season Wins Decade Leaders

Team	Decade	Regular Season	Postseason	Total
New England	**2010-19**	**125-35 (.781)**	**16-7 (.696)**	**141-42 (.771)**
New England	**2000-09**	**112-48 (.700)**	**14-3 (.824)**	**126-51 (.712)**
Indianapolis	2000-09	115-45 (.719)	8-7 (.533)	123-52 (.703)
San Francisco	1990-99	113-47 (.706)	9-7 (.563)	122-54 (.693)

Most Playoff Victories in a Decade

Team	Decade	Playoff Wins	Championships
New England	**2010s**	**16**	**2014, 2016, 2018**
New England	**2000s**	**14**	**2001, 2003, 2004**
Dallas	1970s	14	1971, 1977
Pittsburgh	1970s	14	1974, 1975, 1978, 1979
San Francisco	1980s	13	1981, 1984, 1988, 1989
Dallas	1990s	12	1992, 1993, 1995
Washington	1980s	11	1982, 1987
Buffalo	1990s	10	--
Pittsburgh	2000s	10	2005, 2008
Philadelphia	2000s	10	--
Green Bay	2010s	10	2010
Seattle	2010s	10	2013
Green Bay	1960s	9	1961, 1962, 1965, 1966, 1967
Green Bay	1990s	9	1996

Regular Season Winning Percentage in a Decade

Team	Decade	Wins	Losses	Winning Percentage
New England	**2010s**	**125**	**35**	**78.13%**
Dallas	1970s	105	39	72.92%
Indianapolis	2000s	115	35	71.88%
Green Bay	1960s	96	37	71.38%
San Francisco	1990s	113	47	70.63%
San Francisco	1980s	104	47 (1 Tie)	68.75%

Regular Season Winning Percentage in Two Consecutive Decades

Team	Years	Wins	Losses	Ties	Winning Percentage
New England	**2000-19**	**237**	**84**	**0**	**73.83%**
San Francisco	1980-99	217	94	1	69.71

FOOTBALL STAFF

MIKE VRABEL

HEAD COACH

16TH COACHING SEASON
13TH NFL SEASON
2ND PATRIOTS SEASON

SUPER BOWLS: 01, 03, 04

COACHING

Mike Vrabel was introduced by Patriots Chairman and CEO Robert Kraft as the 16th head coach in franchise history in a press conference at Gillette Stadium on Jan. 13, 2025.

"In the interview process, Mike showed us that he had a very deep understanding of our current team and, most importantly, he had a clear and focused strategy of how to get us back to a championship way that is so important to all of us, but also something that I think our fan base really deserves and expects," Kraft said.

Vrabel is a three-time Super Bowl champion with New England and was voted into the Patriots Hall of Fame in 2023. He is recognized as one of the most versatile linebackers and best free agent signings in team history. Vrabel is the seventh individual to become the head coach for a franchise he once helped win a Super Bowl as a player and the only one with three Super Bowl wins, joining Jerod Mayo (New England - 1), Bart Starr (Green Bay- 2), Forrest Gregg (Green Bay- 2), Art Shell (Oakland- 2), Jeff Saturday (Indianapolis - 1) and Jason Garrett (Dallas -2).

Said Vrabel after being hired by the Patriots, "In the end, it was clear to me, and to my family, and my soul, that this was the place that I wanted to be. I'm excited, excited to get to work, excited to meet the people in this building that have made this special, find out what they need, find out how I can help them, how we can enhance the things that they do well, and then find out what the areas of focus are and get to work."

Vrabel is the second head coach for the Patriots that was formerly a Patriots player. He is the sixth Patriots head coach in team history to have played professional football. The five other Patriots head coaches that played professional football include: Lou Saban (1960-61), Mike Holovak (1961-68), Clive Rush (1969-70), Raymond Berry (1984-89) and Jerod Mayo (2008-15).

Vrabel has spent his football life around accomplished leaders. After entering the NFL as a player in 1997, he played or coached under Bill Belichick, Bill Cowher, Romeo Crennel, Urban Meyer and Bill O'Brien. He gleaned attributes from each that helped form his philosophies as a head coach.

"We're going to be moving," said Vrabel. "We're going to demand effort and finish. People ask what non-negotiables are — our effort and our finish is going to be the contract we make with our teammates ... Time to get to work."

Vrabel has 15 years of coaching experience, including 12 years in the NFL and three seasons at Ohio State. The Tennessee Titans hired him as their head coach in 2018 and he led the Titans to two division titles and three playoff appearances during his six seasons at the helm. In 2019, the Titans upset the Patriots in Foxborough in the Wild Card Round, then defeated the No. 1 seed Ravens in Baltimore the following week to advance to the AFC Championship Game, where they lost to the eventual Super Bowl Champion Kansas City Chiefs. In 2021, the Titans claimed the top seed in the AFC with a 12-5 record, earning Vrabel NFL Coach of the Year honors.

In his first season as a head coach of New England in 2025, Vrabel led the Patriots to their 12th Super Bowl appearance. The 2025 Patriots finished the season tied with the Denver Broncos and the Seattle Seahawks for the best record in the NFL with a 14-3 record to earn the No. 2 seed in the AFC Playoffs. The 14-3 record is a 10-game difference from the 4-13 record in 2024. The 10-game improvement tied the 1999 Indianapolis Colts and the 2008 Miami Dolphins for the best turnaround in NFL history. The 1998 Colts were 3-13 and improved to 13-3 in 1999, and the 2007 Dolphins were 1-15 in 2007 and improved to 11-5 in 2008. Vrabel joined George Seifert (1989 with San Francisco) and Jim Caldwell (2009 with Indianapolis) as the only coaches to win 14 games in their first season coaching a team.

Vrabel led the Patriots to an AFC East Division title and an AFC Championship win at Denver to advance to the Super Bowl. He is the seventh head coach to lead the team he

PRESS CONFERENCE

View Mike Vrabel's introductory press conference through scanning the QR code.

CHAMPIONSHIP DNA

Mike Vrabel is one of seven head coaches that won a Super Bowl for a team and then became the head coach of that team. The others are Jerod Mayo (Patriots), Forrest Gregg (Green Bay), Bart Starr (Green Bay), Art Shell (Oakland), Jeff Saturday (Indianapolis) and Jason Garrett (Dallas).

"In the interview process, Mike showed us that he had a very deep understanding of our current team and, most importantly, he had a clear and focused strategy of how to get us back to a championship way that is so important to all of us, but also something that I think our fan base really deserves and expects."

— ROBERT KRAFT, PATRIOTS CHAIRMAN & CEO

played for to a Super Bowl berth, joining Don Shula (Super Bowl III with Baltimore), Tom Flores (Super Bowl XV and Super Bowl XVIII with the Raiders), Mike Ditka (Super Bowl XX with Chicago), Sam Wyche (Super Bowl XXIII with Cincinnati), Gary Kubiak (Super Bowl 50 with Denver) and Doug Pederson (Super Bowl LII with Philadelphia).

He is also the eighth head coach to lead his team to the Super Bowl in his first season with the team, joining Don McCaffrey (Baltimore), Red Miller (Denver), George Seifert (San Francisco), Jon Gruden (Tampa Bay), Bill Callahan (Oakland), Jim Caldwell (Indianapolis) and Gary Kubiak (Denver). He is one of eight head coaches that played in a Super Bowl and then reached a Super Bowl as a head coach, joining Gary Kubiak, Ron Rivera, Tony Dungy, Dan Reeves, Sam Wyche, Mike Ditka and Forrest Gregg.

PLAYER AND LEADER

Mike Vrabel is one of five current NFL head coaches that once played for the teams they now lead.

HEAD COACHES THAT ALSO PLAYED FOR THE TEAM

COACH	TEAM
Mike Vrabel	**Patriots**
Aaron Glenn	New York Jets
Dan Campbell	Detroit Lions
Jim Harbaugh	Los Angeles Chargers
DeMeco Ryans	Houston Texans

During the 2025 season, Vrabel won his first eight road games, second to the George Seifert, who won his first 16 road games with San Francisco (1989-90). Under Vrabel's leadership, the Patriots finished with the third-ranked offense and the eighth-ranked defense, marking the 10th time in team history that both the offense and the defense finished in the top 10 in the same season.

The Associated Press named Vrabel the National Football League's Coach of the Year. It is the second time that Vrabel has earned the honor. He was also named Coach of the Year following the 2021 season as head coach of the Tennessee Titans. Vrabel joins Bill Parcells (1994) and Bill Belichick (2003, 2007, 2010) as the only AP NFL Coach of the Year award recipients in franchise history. Mike Holovak also won the 1964 AFL Coach of the Year award. Vrabel also became the seventh head coach to win the award with at least two different teams, joining Don Shula (Baltimore and Miami), George Allen (L.A. Rams and Washington), Chuck Knox (L.A. Rams, Buffalo and Seattle), Bill Parcells (N.Y. Giants and New England), Dan Reeves (N.Y. Giants and Atlanta) and Bruce Arians (Indianapolis and Arizona).

Vrabel became the linebackers coach at Ohio State in 2011 and then served as the defensive line coach for the Buckeyes for two seasons (2012-13).

In 2014, Vrabel was hired by Houston Texans Head Coach Bill O'Brien as the linebackers coach (2014-16) and was promoted to defensive coordinator for the Texans in 2017. After six seasons as the head coach of the Titans (2018-23), he spent the 2024 season with the Cleveland Browns as a coaching and personnel consultant.

With playoff appearances in 2019, 2020 and 2021, Vrabel became the sixth head coach in Oilers/Titans history to coach at least three playoff teams. The others are Jeff Fisher (six), Jack Pardee (four), Bum Phillips (three), Jerry Glanville (three) and Wally Lemm (three). The Titans won back-to-back AFC South titles in 2020 and 2021, marking the first time the organization accomplished the feat since the Oilers won the first three AFL Eastern division titles from 1960 to 1962. The team had not gone to the playoffs in three consecutive seasons since a seven-year postseason stretch by the Oilers from 1987 to 1993.

In his first season as head coach of Tennessee in 2018, Vrabel guided the Titans to a 9-7 record and to within one game of a playoff berth, all while enduring one of the NFL's toughest schedules. The Titans played a league-high nine games during the regular season against seven eventual playoff qualifiers, and their four wins against playoff clubs tied for the most in the league. Only New England, the Los Angeles Rams and Carolina had as many. The Titans committed only 82 penalties in 2018, and not only was that number the best in franchise history over a 16-game season, but it was also the lowest total by an NFL team since 2014.

The Titans improved from having the 13th-ranked NFL defense in 2017 to an eighth-overall ranking in 2018 (333.4 yards allowed per game). They finished third in scoring defense at 18.9 points allowed per game, their best mark since 2008. The 2018 Titans defense also ranked second in the red zone (44.7 touchdown percentage), 10th on third down (36.6 percent), sixth in passing defense (216.9 yards per game), second in touchdowns allowed (32) and first in fourth-quarter defense (65.9 yards per game).

In 2019, Vrabel led the franchise to the AFC Championship game for the first time since 2002 after posting his second consecutive 9-7 mark in the regular season. His 20 wins over the first two seasons were the second most in franchise history (Jack Pardee, 21 wins), and he became the first head coach to win multiple playoff games within the first two years. The 2019 Titans became just the third team since 1990 to bounce back from a 2-4 start (or worse) and reach a conference title game (2002, Titans and 1996, Jacksonville).

VIDEO FEATURE

Take a look at how Coach Vrabel spent his first day as head coach of the New England Patriots.

In 2020, the Titans made their second consecutive playoff appearance under Vrabel. The Titans won the 2020 AFC South title with an 11-5 record in the regular season. They finished with a 5-1 record within the division and a 6-2 mark in road games, all while navigating the challenges of the COVID-19 pandemic.

The Titans led the NFL in 2020 with a plus-11 turnover differential. Their 23 takeaways ranked seventh in the NFL, while their 12 turnovers were the second fewest in the league and tied for the ninth-lowest number since the NFL went to a 16-game schedule in 1978.

The 2020 Titans tied for second place in total offense (396.4 yards per game) and ranked fourth in scoring offense (30.7 points per game). They became the first team in NFL history to generate at least 2,500 rushing yards (2,690) and 3,500 net passing yards (3,653) while surrendering 25 or fewer sacks (25). Their 6,343 total yards and 381 first downs established franchise records, while their 491 points amounted to the organization's second-best total. The Titans joined the 1997 Detroit Lions as the only teams in NFL history to feature a 2,000-yard rusher (2,027 by Derrick Henry), a 3,000-yard passer (3,819 by Ryan Tannehill) and a 1,000-yard receiver (1,075 by A.J. Brown).

Following the 2021 season, Vrabel received one of the NFL's highest honors when he was named the Associated Press NFL Coach of the Year after directing the Titans to a 12-5 regular-season record. The Titans won the AFC South, and they claimed the top seed in the AFC playoff field for the first time since 2008. They did so despite needing to use 91 total players during the season, the most in NFL history in a non-strike year. From after the final preseason roster cuts through the end of the season, the team placed 26 different players on injured reserve and 21 different players on the reserve/COVID-19 list, plus additional practice squad players that received those designations.

The 2021 Titans ranked second in rushing defense (84.6 yards allowed per game), 12th in total defense (329.8), sixth on third down (36.7 percent), sixth in scoring defense (20.8 points per game) and ninth in sacks (43). Offensively, the Titans finished fifth in rushing (141.4 yards per game), despite missing Derrick Henry for nine games due to injury. The offense also ranked eighth on third down (43.6 percent), fifth in the red zone (63.9 percent) and first in goal-to-go efficiency (87.5 percent).

BACK TO BACK

Since 1970, four NFL teams have had back-to-back head coaches that also played for the team then served as head coach.

BACK-TO-BACK HEAD COACHES THAT ALSO PLAYED FOR THE TEAM

TEAM	COACHES
Chicago Bears	Jim Dooley (1968-71)
	Abe Gibron (1972-74)
Philadelphia Eagles	Jerry Williams (1970-71)
	Ed Khayat (1971-72)
Green Bay Packers	Bart Starr (1975-83)
	Forrest Gregg (1984-87)
New England Patriots	**Jerod Mayo (2024)**
	Mike Vrabel (2025-26)

AS A PLAYER

Vrabel retired from the NFL in July of 2011 after a 14-year playing career with Pittsburgh (1997-2000), New England (2001-08) and Kansas City (2009-10).

Vrabel's accomplishments as a player included three Super Bowl wins (2001, 2003 and 2004), one Pro Bowl selection (2007) and an All-Pro honor (2007). He appeared in 206 NFL games and totaled 57 sacks, 722 tackles, 11 interceptions (one returned for a touchdown), 20 forced fumbles and 9 fumble recoveries. A cerebral and versatile athlete, he also saw action as a tight end and totaled 10 touchdown receptions. Additionally, his teams advanced to the playoffs eight times (20 postseason games), with Vrabel recording 8 postseason sacks and two additional postseason touchdown receptions.

Vrabel joined the Patriots before the 2001 season, following a four-year career with the Pittsburgh Steelers, where he was used primarily on special teams and as a reserve linebacker after being drafted in the third round of the 1997 NFL Draft (91st overall) out of Ohio State. During his eight-year tenure in New England, Vrabel played a major role in the Patriots dynastic run that included three Super Bowl championships in four years (2001, 2003 and 2004). He exemplified positional versatility during his Patriots career by starting at both inside and outside linebacker, regularly lining up on offense in short-yardage and goal-line situations and continually making valuable contributions on various special teams units.

As a Patriot, he caught eight regular season passes and two more in the playoffs. All 10 of his receptions were for touchdowns, including receptions in back-to-back Super Bowl wins over the Carolina Panthers in Super Bowl XXXVIII and Philadelphia Eagles in Super Bowl XXXIX. He earned Pro Bowl and First-Team Associated Press All-Pro honors following the 2007 season, the year the Patriots became the first team in NFL history to win 18 consecutive games in one season. During his Patriots career, Vrabel helped propel the Patriots to multiple NFL and franchise-record win streaks, including 21 consecutive wins (2003-04), 21 consecutive regular season wins (2006-08), 21 consecutive wins at home (2002-05) and 10 straight playoff victories (2001-05). During the 2006 season, he played a major role when the defense set a then-franchise record by allowing just 14.8 points per game.

Vrabel finished his playing career after the 2010 season following two seasons with the Kansas City Chiefs after being part of a trade that included QB Matt Cassel.

COLLEGE

Vrabel played defensive end for Ohio State from 1993 through the 1996 season. He set Ohio State career records with 36 quarterback sacks and 66 tackles for losses during his collegiate career. He compiled 12 sacks as a sophomore and 13 as a junior. As a senior in 1996, he was recognized as a consensus first-team All-American. Vrabel finished his college career by being named the Big Ten Defensive Lineman of the Year in both 1995 and 1996, becoming the first of two

players to ever win the award twice, joining Wendell Bryant of Wisconsin.

He was named to the Ohio State Football All-Century Team in 2000 and in 2021 was inducted into the Ohio State Athletics Hall of Fame.

PERSONAL

Vrabel was born on Aug. 14, 1975, in Akron, Ohio and was named a USA Today All-American second-team selection at Walsh Jesuit High in Stowe, Ohio.

Vrabel and his wife, Jennifer, have two sons, Tyler and Carter. Tyler started on the offensive line for Boston College and then spent time with the Atlanta Falcons' practice squad after joining the team as a rookie free agent. Carter committed to play baseball at Wabash Valley College and then spent two seasons with Volunteer State Community College before transferring to Tennessee Tech for his final year.

Joined by former Ohio State teammates Luke Fickell and Ryan Miller, Vrabel co-founded the 2nd & 7 Foundation. The non-profit's mission is "to promote reading by providing free books and positive role models to kids in need while encouraging young athletes of the community to pay it forward." Founded in 1999 in Columbus, Ohio, the 2nd & 7 Foundation now has reading programs across the country. Students receive books from the foundation's original "Hog Mollies" series.

Vrabel returned to Ohio State in 2004 to complete his degree in exercise science.

VRABEL'S COACHING CAPSULE

Years	*Team*	*Position*
2011	Ohio State	Linebackers
2012-13	Ohio State	Defensive Line
2014-16	Houston Texans	Linebackers
2017	Houston Texans	Defensive Coordinator
2018-23	Tennessee Titans	Head Coach
2024	Cleveland Browns	Coaching and Personnel Consultant
2025-26	New England Patriots	Head Coach

ZAK **KUHR**

DEFENSIVE COORDINATOR

18TH COACHING SEASON
7TH NFL SEASON
2ND PATRIOTS SEASON

PRONOUNCED COOR COACHING

Zak Kuhr enters his first season as defensive coordinator in 2026.

Kuhr joined the Patriots in 2025 as inside linebackers coach, but assumed the role of defensive play caller after Defensive Coordinator Terrell Williams stepped aside due to a health issue. In 2025, the defense finished the season ranked eighth in the NFL (295.2 yards per game allowed), and the unit surrendered the fourth-fewest points in the league (320). DT Milton Williams, DT Christian Barmore and DL Khyiris Tonga excelled against the run, as the defense allowed the sixth-fewest rushing yards per game (101.7) in the league. LB Robert Spillane led the team in combined tackles (97), while LB K'Lavon Chaisson reached a career high in sacks (7.5) and CB Christian Gonzalez was named to his first career Pro Bowl. S Jaylinn Hawkins notched a career high 4 interceptions, while rookie S Craig Woodson led the unit in snaps played and finished with the third-most tackles on the team (75).

Kuhr came to New England after spending four seasons (2020-23) in various roles under head coach Mike Vrabel with the Tennessee Titans. Most recently, Kuhr served as a defensive assistant with the New York Giants in 2024.

As a defensive assistant with the New York Giants in 2024, Kuhr oversaw a group that finished eighth in opponent passing yards allowed (210.6 yards per game). In addition, he was part of a group finished in the top half of the league in defensive red zone touchdown rate (53.7%).

In 2023 with the Titans as an inside linebackers assistant, Kuhr coached LB Azeez Al-Shaair, who played greater than 97% of the team's snaps, leading the team with 163 total tackles, ranking fifth in the NFL. Kuhr's group also finished in the top half of the league in rush defense, allowing 107.7 yards on the ground per game.

In 2022, the Titans ranked first in the NFL in rushing defense (76.9 opponent rushing yards per game) with Kuhr as inside linebackers assistant. Kuhr saw five different players start multiple games at inside linebacker: Zach Cunningham, David Long Jr., Dylan Cole, Monty Rice and rookie Jack Gibbens. Long Jr. started 12 games and recorded 86 total tackle

s, with both categories marking career highs for Long Jr.

The Titans saw four contributing inside linebackers in 2021 with Kuhr overseeing the group: Rashaan Evans, Jayvon Brown, Long Jr. and Cunningham. The group registered a total of 212 tackles and five interceptions. After being claimed off waivers from Houston late in the season, Cunningham started the final four games of the regular season and led the defense over that stretch with 25 tackles. Cunningham also recorded 10 tackles in the team's divisional playoff contest.

Prior to joining the Titans, Kuhr spent one season as an assistant coach for head coach Tom Herman at Texas in 2019. The Longhorns finished with an 8-5 record, including a win in the Valero Alamo Bowl.

From 2017-18, Kuhr served a variety of offensive roles under head coach Everett Withers at Texas State. In his first year, Kuhr was the co-offensive coordinator and running backs coach, overseeing a trio of Anthony Taylor, Anthony Smith and Robert Brown Jr. that combined for over 1,200 yards and five touchdowns. He was later promoted to associate head coach for the 2018 season.

Before his tenure at Texas State, Kuhr spent one season at Rutgers coaching running backs in 2016. His offensive prowess began at James Madison, where he served as a running backs coach in 2014 before being promoted to co-offensive coordinator the following season. Under Kuhr's direction, the Dukes led the nation in third down efficiency (54%) while ranking second in scoring offense (44.3 points per game) and third in total offense (528.8 yards per game).

Kuhr began his collegiate coaching career as an intern under Urban Meyer at Ohio State for two seasons (2011-12). He mentored running back Carlos Hyde, who went on to earn All-American honors. In addition, it was at Ohio State where Kuhr first worked with Mike Vrabel, who was an assistant for the Buckeyes at the time.

PERSONAL

A native of Jacksonville, Fla., Kuhr launched his coaching career in his hometown at a young age, working as an assistant coach at Mandarin High School and Westside High School, where he served as offensive coordinator. Kuhr went on to spend two seasons (2009-10) as special teams coordinator at Edward Waters College. He graduated from the University of Florida in 2013 with a bachelor's degree in sports management. He married his wife, Jenny, in May 2026.

KUHR'S COACHING CAPSULE

Years	*Team*	*Position*
2009-10	Edward Waters College	Special Teams Coordinator
2011-12	Ohio State University	Intern
2013	Old Dominion University	Graduate Assistant
2014	James Madison University	Running Backs
2015	James Madison University	Co-Offensive Coordinator/Running Backs
2016	Rutgers University	Running Backs
2017	Texas State University	Co-Offensive Coordinator/Running Backs
2018	Texas State University	Assistant Head Coach/Offensive Coordinator/Running Backs
2019	University of Texas	Assistant Coach
2020	Tennessee Titans	Quality Control
2021-23	Tennessee Titans	Inside Linebackers Assistant
2024	New York Giants	Defensive Assistant
2025	New England Patriots	Inside Linebackers
2026	New England Patriots	Defensive Coordinator

JOSH McDANIELS

OFFENSIVE COORDINATOR

26TH COACHING SEASON
25TH NFL SEASON
20TH PATRIOTS SEASON

SUPER BOWLS: 01, 03, 04, 14, 16, 18

COACHING

Josh McDaniels rejoined the Patriots coaching staff in 2025 as offensive coordinator. The 2026 season will be McDaniels' 20th season with the Patriots overall and his 15th as the team's offensive coordinator over three stints.

In 14 seasons as offensive coordinator, McDaniels has guided the offense to nine top-10 rankings, including the NFL's No. 1 ranked offense in 2007, 2012 and 2017. Additionally, Tom Brady was elected to the Pro Bowl eight times and eclipsed 4,000 yards passing eight times. Overall, McDaniels has been part of six Super Bowl championships with New England, three as the team's offensive coordinator.

In 2025, McDaniels earned one of the NFL's premier coaching honors when the Associated Press named him As-

VIDEO FEATURE

- Josh McDaniels recently documented how he balances his family and football on this episode of "Do Your Life".

sistant Coach of the Year, recognizing him as the league's top assistant. His offense backed up the accolade with elite production, finishing third in the NFL in yards per game (379.4), an AFC best, and to the second-best scoring offense in the league (490), along with the sixth-most rushing yards per game (128.9). Quarterback Drake Maye set the franchise record for completion percentage (72.0), and his 4,394 passing yards were fourth in the NFL and eighth best all-time by a Patriots quarterback. Maye also ranked first in the league in yards per pass (8.93) and was named to the Associated Press All-Pro Second Team, Pro Bowl and PFWA All-AFC Team. Maye finished second in voting for the Associated Press Most Valuable Player award and was given the PFWA's Most Improved Player award and the Bert Bell award.

Additionally, WR Stefon Diggs surpassed 1,000 receiving yards for the seventh time in his career en route to his fifth Pro Bowl nod, while rookie RB TreVeyon Henderson scored four rushing touchdowns of 50-plus yards behind an offensive line that featured four new starters, two of which were rookies in LT Will Campbell and LG Jared Wilson.

In his first stint with New England, McDaniels played a key role on a staff that won three Super Bowl titles and four AFC championships. He first joined the Patriots organization as a personnel assistant on the 2001 team that defeated the Rams in Super Bowl XXXVI, served as a defensive assistant on the 2003 club that won Super Bowl XXXVIII and was promoted to quarterbacks coach in 2004, a season that culminated with a victory over the Eagles in Super Bowl XXXIX.

In addition to his role with Patriots quarterbacks, McDaniels added the title of offensive coordinator in 2006. In his second season as New England's offensive play caller in 2007, McDaniels oversaw a unit that broke several NFL records, including points scored, touchdowns scored and most players scoring a touchdown.

Under McDaniels' tutelage, 2007 NFL MVP Tom Brady broke the NFL record for touchdown passes in a season (50) and led the league in both passing yards (4,806) and passer rating (117.2). Brady also set franchise marks in nearly every major passing category, while WR Wes Welker set the franchise record for receptions in a season (112) and WR Randy Moss broke the NFL record for touchdown receptions with 23. The Patriots offense also posted the franchise's highest average yards per rush in 22 seasons with 4.1 yards per carry, and the team's 17 rushing touchdowns were the second highest total in the previous 20 years.

McDaniels left the Patriots to become the head coach of Denver in 2009. During his first season in Denver, QB Kyle Orton set career-highs for pass attempts, completions, passing yards, touchdown passes and passer rating while tying his career low for interceptions. Orton's 3,802 yards were the sixth-highest for a season in Broncos history. In 2010, the Broncos ranked seventh in the NFL in passing yards per game and finished 13th in total yards per game. WR Brandon Lloyd led the NFL in receiving yards with 1,448 and finished second in the AFC with 11 touchdown catches en route to his first Pro Bowl invitation.

In 2011, McDaniels moved on to St. Louis to become the offensive coordinator for the St. Louis Rams. Under McDaniels' guidance that season, Rams RB Steven Jackson eclipsed the 1,000-yard mark for the seventh consecutive season despite running behind an offensive line that started eight different combinations over the course of the season.

In 2016 under McDaniels' guidance, Patriots quarterbacks set NFL records by starting the season with 258 pass attempts without an interception. They threw just two interceptions overall and notched the best touchdown to interception ratio (16.00) in a single season.

Brady was elected to 10 Pro Bowls during his 11 seasons with McDaniels serving as his position coach. After Brady suffered a season-ending knee injury in the 2008 regular season opener, another McDaniels protégé, Matt Cassel, led the club to a 10-5 record as a starter. In his first season as an NFL starter, Cassel posted the fourth-best completion percentage in Patriots history (63.4) while passing for 3,693 yards with 21 touchdowns and 11 interceptions.

McDaniels spent the 2022-23 seasons as the head coach of the Las Vegas Raiders. In his first season at the helm in Las Vegas, McDaniels led an offense that scored on 42.4 percent of the team's offensive possessions (73-for-172), which ranked fifth in the NFL. Under McDaniels' guidance, running back Josh Jacobs became the first Raider to lead the league in rushing since 1985, totaling 1,653 yards. In addition, wide receiver Davante Adams set a franchise record with 1,516 receiving yards and a league-leading 14 touchdowns in 2022.

Prior to joining Bill Belichick's staff, McDaniels spent one season as a graduate assistant under Nick Saban at Michigan State.

PLAYING

McDaniels attended John Carroll University, where he played quarterback and wide receiver for the Blue Streaks from 1995-98. McDaniels was a college teammate of former NFL linebacker London Fletcher, former Patriots director of player personnel Nick Caserio, former assistant quarterbacks coach Jerry Schuplinski and former director of pro personnel Dave Ziegler.

PERSONAL

A native of Canton, Ohio, McDaniels is the son of one of the most well-respected high school coaches in the country. Thom McDaniels was a finalist for the NFL High School Coach of the Year award in 2012, and Josh benefited from growing up in a football family. Josh and his wife, Laura, have four children.

McDANIELS' COACHING CAPSULE

Years	*Team*	*Position*
1999	Michigan State	Graduate Assistant
2001	New England Patriots	Personnel Assistant/Coaches Assistant
2002-03	New England Patriots	Coaching Assistant
2004-05	New England Patriots	Quarterbacks
2006-08	New England Patriots	Offensive Coordinator/Quarterbacks
2009-10	Denver Broncos	Head Coach
2011	St. Louis Rams	Offensive Coordinator/Quarterbacks
2012-19	New England Patriots	Offensive Coordinator/Quarterbacks
2020	New England Patriots	Offensive Coordinator
2021	New England Patriots	Offensive Coordinator/Quarterbacks
2022-23	Las Vegas Raiders	Head Coach
2025-26	New England Patriots	Offensive Coordinator



JEREMY **SPRINGER**

SPECIAL TEAMS COORDINATOR

16TH COACHING SEASON
5TH NFL SEASON
3RD PATRIOTS SEASON

COACHING

Jeremy Springer enters his third season in New England as special teams coordinator after spending the 2022 and 2023 seasons as a special teams assistant with the Los Angeles Rams.

Under Springer's guidance in 2025, the special teams unit had four players reach double-digit special teams tackles: LB Christian Elliss (18), S Brenden Schooler (14), S Marte Mapu (12) and LB Jack Gibbens (10). The unit also led the NFL in punt return average (17.3) and had two punts returned for a touchdown, as well as one kickoff returned for a touchdown. Cornerback Marcus Jones earned Second-Team All-Pro honors at punt returner, and K Andy Borregales set a franchise rookie record for points scored (134) and was perfect on all four field goal attempts from 50-plus yards.

In his first season as special teams coordinator in 2024, Springer led a unit that ranked second in the NFL with a 90.3 grade, per Pro Football Focus. Cornerback Marcus Jones finished second in the NFL with a 14.8-yard punt return average (26 returns for 386 yards).

Under Springer, S Brenden Schooler was named to the Associated Press All-Pro First Team as the core special teamer, the first All-Pro honor of his career. He was also named to his first-career Pro Bowl and his second-consecutive NFLPA All-Pro and PFWA All-NFL teams as a special teamer. Schooler led the Patriots with 9 special teams tackles and a blocked punt in 2024.

K Joey Slye and P Bryce Baringer also set team records in Springer's first season. Slye set a team record with a 63-yard field goal at San Francisco (9/29/24), the fourth-longest kick in NFL history. Baringer set the highest punting average in a single season in franchise history with a 49.8 punting average. Baringer also became the second Patriots punter to have back-to-back seasons with at least 30 punts inside the 20-yard line after finishing with 31 in 2024.

Prior to entering the NFL in 2022, Springer spent eight seasons coaching at the collegiate level.

Following his college career as a standout linebacker at the University of Texas at El Paso (UTEP) from 2007 through the 2011 season, Springer began his professional career as a football operations assistant at UTEP for two seasons before serving two seasons at the school as a graduate assistant coach where he worked with the defensive line and special teams units.

Springer spent three seasons at Texas A&M as a special teams quality control coach (2015-17), three seasons at Arizona as a special teams coordinator (2018-20) and one season at Marshall as special teams coordinator (2021) before joining the NFL.

PLAYING

Springer played collegiately at UTEP from 2007-11 as a linebacker and on special teams. He played in 33 games, recording 161 tackles, 10 tackles for loss and one interception.

In his freshman year, he earned the Conference USA Academic Medal and was a four-time member of the Conference USA Commissioner's Honor Roll.

PERSONAL

Springer is a native of Los Fresnos, Texas. He has a twin brother, Justin, who played football at Kansas.

SPRINGERS' COACHING CAPSULE

Years	Team	Position
2011-12	UTEP	Football Operations Assistant
2013-14	UTEP	Graduate Assistant
2015-17	Texas A&M	Special Teams Quality Control
2018-20	University of Arizona	Special Teams Coordinator
2021	Marshall	Special Teams Coordinator
2022-23	Los Angeles Rams	Special Teams Assistant
2024-26	New England Patriots	Special Teams Coordinator



TERRELL **WILLIAMS**

ASSISTANT HEAD COACH

29TH COACHING SEASON
15TH NFL SEASON
2ND PATRIOTS SEASON

COACHING

Terrell Williams enters his first season in New England as assistant head coach in 2026.

Although a health issue limited Williams after he joined New England as defensive coordinator in 2025, Williams played a key role in mentoring play caller Zak Kuhr and supporting the players en route to the defense finishing the season ranked eighth in the NFL (295.2 yards per game allowed).

Williams spent the 2024 season as the Detroit Lions' defensive line coach/run game coordinator. In 2024, the Lions defense led the NFL in third down defense (32.4 percent), ranked fifth in rushing defense with 98.4 rushing yards allowed per game and 18 rushing touchdowns allowed, seventh in points allowed average (20.1) and seventh in red zone defense (50.9 percent).

Prior to the Lions, Williams spent six seasons at the Tennessee Titans under Mike Vrabel, where he served as the defensive line coach (2018-22) and as assistant head coach/defensive line coach (2023). Over that span, Williams' unit ranked fourth in the NFL in yards allowed (10,044). In 2022, the Titans had the best rushing defense in the league, allowing just 76.9 rushing yards per game and a 3.4 yards per carry average.

Under Williams' tutelage, DE Denico Autry became the Titans' first player to have three consecutive seasons with 8 or more sacks since Jevon Kearse (1999-2001). He also developed DT Jeffrey Simmons to become a two-time All-Pro and Pro Bowl selection while helping DE Jurrell Casey earn his fourth and fifth Pro Bowl honors in 2018 and 2019. In Williams' first season in Tennessee, the Titans defense ranked eighth overall in total defense (333.4 yards per game), third in points allowed (18.9 per game), 10th on third down (36.6 percent) and second in the red zone (44.7 touchdown percentage).

Williams spent three seasons (2015-17) as the defensive line coach with the Miami Dolphins prior to his time in Tennessee. During those three seasons, DE Cameron Wake ranked eighth in the NFL in sacks (29), and All-Pro DT Ndamukong Suh had the eighth-most sacks among defensive tackles with 15½. Both were named to the Pro Bowl in 2016, the year the Dolphins earned their first playoff berth since 2008. Wake finished the season ranked third in the AFC and sixth in the NFL with 11½ sacks.

In Williams' first season with Miami in 2015, Williams played a major role in the Dolphins becoming one of just four teams in the league to have three players with at least 6 sacks: Wake (7.0), Suh (6.0) and DE Olivier Vernon with 7½.

Williams began coaching in the NFL in 2012 as the defensive line coach for the Oakland Raiders (2012-14). The Raiders were eighth in the NFL in rushing yards allowed per play (3.97) in 2014.

Prior to entering the NFL, Williams spent 14 seasons coaching the defensive line at the collegiate level. He spent time at Texas A&M (2010-11), helping the team win its first Big 12 championship in 2010. The next year, Williams helped the Aggies lead the nation in sacks with 51 and finish third nationally with an average of 8 tackles for loss per game.

While at Purdue (2006-09), Williams worked closely with First-Team All-American and future NFL first-round pick DL Anthony Spencer, who led the NCAA in tackles for loss. In his of second of two seasons at Akron (2004-05), Williams also helped guide the team to its first Mid-American Conference Championship and bowl game appearance. Williams also coached at Youngstown State (2002-03), North Carolina A&T (1999-2001) and Fort Scott (1998). Throughout his time in the collegiate ranks, Williams also worked summer internships in the NFL: Jacksonville Jaguars (1999), Seattle Seahawks (2007) and Dallas Cowboys (2008).

PLAYING

Williams transferred to East Carolina from West Los Angeles College and played nose guard for the Pirates. He helped the team to a victory over Stanford in the 1995 Liberty Bowl.

PERSONAL

Williams is a native of Los Angeles, Calif., and earned a bachelor's degree in communications with a minor in history from East Carolina. He and his wife, Tifini, have two sons, Tahj and Tyson. Tyson passed away in 2012 from a sudden and unexpected illness.

WILLIAMS' COACHING CAPSULE

Years	Team	Position
1998	Fort Scott	Defensive Line
1999-2001	North Carolina A&T	Defensive Line
2002-03	Youngstown State	Defensive Line
2004-05	Akron	Defensive Line
2006-09	Purdue	Defensive Line
2010-11	Texas A&M	Defensive Line
2012-14	Oakland Raiders	Defensive Line
2015-17	Miami Dolphins	Defensive Line
2018-22	Tennessee Titans	Defensive Line
2023	Tennessee Titans	Assistant Head Coach/Defensive Line
2024	Detroit Lions	Defensive Line/Run Game Coordinator
2025	New England Patriots	Defensive Coordinator
2026	New England Patriots	Assistant Head Coach

JOHN STREICHER

VICE PRESIDENT OF FOOTBALL OPERATIONS AND STRATEGY

9TH COACHING SEASON
9TH NFL SEASON
2ND PATRIOTS SEASON

COACHING

John "Stretch" Streicher joined the Patriots in 2025 as vice president of football operations and strategy.

Streicher played an invaluable role in guiding the Patriots to a 14-3 record, an AFC East division title, and AFC title and a Super Bowl berth in 2025.

Streicher came to the Patriots after spending a year working under Sean McVay at the Los Angeles Rams as the game management coordinator. Streicher was apart of a Rams team that upset the Minnesota Vikings in the Wild Card Round of the 2024 NFL Playoffs.

Prior to his year at the Rams, Streicher spent six seasons at the Tennessee Titans in various roles on Mike Vrabel's staff from 2018-23. He began in Tennessee as special assistant to the head coach. Streicher was then promoted to coordinator of football development before becoming the Titans Director of Football Administration in 2023.

Working closely with Vrabel, Streicher helped the Titans finish with four winning seasons and three postseason appearances. In 2021, Streicher was a part of a coaching staff that earned its third consecutive playoff appearance, where the Titans won their second straight AFC South title, claiming the AFC's top overall seed with a 12-5 record. Tennessee preceded their 12-5 record with an 11-5 record and the team's first division title since 2008 with Streicher on staff.

Prior to his time with the Titans, Streicher spent two years as director of football operations (2016-17) at Texas State, where he oversaw recruiting and the day-to-day operations of the team. From 2014-15, Streicher held roles such as special assistant to the head coach and director of football operations at James Madison.

Streicher started his career working for the Ohio State football team while as a student, spending six total seasons at his alma mater. He spent four seasons as an equipment manager and later worked as a student assistant coach on the defensive staff while completing a master's degree.

PERSONAL

A native of Cincinnati, Ohio, Streicher graduated from The Ohio State University with a bachelor's degree in 2012 and continued his education gaining a master's degree in 2014 in organizational leadership. He and his wife, Caroline, have a son, Sawyer.

STREICHER'S COACHING CAPSULE

Years	Team	Position
2008-11	Ohio State University	Equipment Manager
2012-13	Ohio State University	Student Assistant
2014	James Madison	Special Assistant to Head Coach
2015	James Madison	Director of Football Operations & Player Personnel
2016-17	Texas State	Director of Football Operations
2018-19	Tennessee Titans	Assistant to the Head Coach
2020-22	Tennessee Titans	Football Development Coordinator
2023	Tennessee Titans	Director of Football Administration
2024	Los Angeles Rams	Game Management Coordinator
2025-26	New England Patriots	Vice President of Football Operations & Strategy

SCOTT **BOOKER**

SECONDARY

24TH COACHING SEASON
9TH NFL SEASON
2ND PATRIOTS SEASON

COACHING

Scott Booker enters his first season as secondary coach in 2026 after coaching the safeties in 2025. Prior to joining New England, Booker served as a nickels/senior defensive assistant for the Buffalo Bills in 2024.

In 2025, Booker helped the defense finish the season ranked eighth in the NFL (295.2 yards per game allowed), and the unit surrendered the fourth-fewest points in the league (320). Under Booker, S Jaylinn Hawkins notched a career high 4 interceptions, while rookie S Craig Woodson led the unit in snaps played and finished with the third-most tackles on the team (75).

Booker spent six seasons with the Tennessee Titans under Mike Vrabel, serving as a defensive assistant in his first two years (2018-19) and as safeties coach for his final four seasons (2020-23). Under Booker's tutelage, S Kevin Byard led the Titans in tackles for three consecutive seasons (2020-22) and led the team in interceptions for two straight years (2021-22). In 2021, Byard earned Associated Press First Team All-Pro honors and was named to the Pro Bowl as he led all NFL safeties with 13 passes defensed. A year prior in 2020, the Titans ranked seventh in the NFL with 15 interceptions, the most for the franchise since 2012, and Byard set a career high with 111 tackles.

As a defensive assistant in 2019, Booker helped Byard and S Kenny Vaccaro solidify themselves as one of the league's top safety duos. Both started all 16 games of the regular season, a first for Tennessee since 2010, and Byard's 5 interceptions ranked second among safeties in the league. Byard and Vaccaro combined for 6 interceptions on the year, and only four teams had more from their safeties. Byard and Vaccaro each recorded an additional interception in the Titans' divisional round win at Baltimore in the playoffs. In Booker's first season with the Titans, he worked primarily with the safeties and had a key role in Tennessee's sixth-ranked pass defense (216.9 yards per game) and eighth-ranked opponent passer rating (88.4).

Prior to joining the NFL ranks, Booker spent 15 years as a college coach. His most recent college position was as safeties coach and special teams coordinator for Nebraska in 2017. Booker spent most of his college coaching career with Notre Dame, first as an offensive intern from 2010-11, then as tight ends coach and special teams coordinator from 2012-16. Throughout his Notre Dame tenure, the Irish reached six bowl games, including the 2012 BCS National Championship game and the 2015 Fiesta Bowl. Also in 2012, TE Tyler Eifert won the John Mackey Award, given to the nation's best tight end, and was a consensus First-Team All-American. Eifert and tight ends Ben Koyack and Troy Niklas were all drafted after playing for Booker.

On the special teams side, K Kyle Brindza set school records for field goals made (57), field-goal attempts (81) and 50-yard field goals made (4). Brindza also claimed the top three single-season point totals by a kicker in Notre Dame history. Notre Dame's special teams unit scored 4 touchdowns in 2015, the most by an Irish team since 2000, and led the nation in blocked kicks in 2014.

Booker coached the secondary at Western Kentucky in 2009 after serving in the same role at Kent State from 2005-08. His first coaching job was as a graduate assistant at Kent State from 2003-04. In 2006, Booker helped the Golden Flashes to rank at the top of the MAC in pass efficiency defense, pass defense and interceptions.

PLAYING

Booker was a four-year letterwinner at Kent State from 1999-2002, earning a spot on the MAC All-Academic team in 2001. He played for a two-time Super Bowl-winning coach in Dean Pees, who was the Patriots' linebackers coach from 2004-05 and defensive coordinator from 2006-09.

PERSONAL

Booker graduated with his bachelor's degree in business administration in 2003 and his master's degree in sports studies in 2006, both from Kent State. He and his wife, Jen, have one daughter, Morgan.

BOOKER'S COACHING CAPSULE

Years	Team	Position
2003-04	Kent State	Graduate Assistant
2005-08	Kent State	Defensive Backs
2009	Western Kentucky	Secondary
2010-11	Notre Dame	Offensive Intern
2012-16	Notre Dame	Tight Ends and Special Teams Coordinator
2017	Nebraska	Safeties and Special Teams Coordinator
2018-19	Tennessee Titans	Defensive Assistant
2020-23	Tennessee Titans	Safeties
2024	Buffalo Bills	Nickels/Senior Defensive Assistant
2025	New England Patriots	Safeties
2026	New England Patriots	Secondary

THOMAS **BROWN**

TIGHT ENDS/PASS GAME COORDINATOR

16TH COACHING SEASON
7TH NFL SEASON
2ND PATRIOTS SEASON

SUPER BOWLS: 21

COACHING

Thomas Brown enters his second season as the Patriots' tight ends coach and passing game coordinator in 2026.

En route to Super Bowl LX, Brown played a key role in the offense finishing the season ranked third in the NFL in yards per game (379.4), an AFC best, and he helped propel the unit to the second-best scoring offense in the league (490). Additionally, TE Hunter Henry enjoyed a career high 768 receiving yards under Brown, the most receiving yards by a Patriots tight end since Rob Gronkowski in 2017.

He served as the interim head coach of the Chicago Bears in 2024 when Chicago made a head coaching change after Thanksgiving. Brown began the season as offensive passing game coordinator this season with Chicago, his first with the organization.

Brown was the offensive coordinator for the Carolina Panthers in 2023 and assumed play-calling duties mid-season. In a poll of players, Brown was named one of the top offensive coordinators in the league by the NFLPA.

Brown went to Carolina after spending three seasons with the Los Angeles Rams from 2020-22. He began as running backs coach in 2020 before being promoted to assistant head coach in 2021, the year the Rams won Super Bowl LVI. Brown held that title for two years (2021-22), while also coaching running backs in 2021 and tight ends in 2022. In the Rams' Super Bowl-winning season, Brown played a key role in an offense that tied for seventh in the NFL in points scored (460) and points per game (27.1) and ninth in total yards (6,325) and yards per game (372.1). The Rams were one of six teams to have two running backs rush for over 680 yards with Sony Michel (845 yards) and Darrell Henderson (688 yards). In his first season in Los Angeles in 2020, the Rams' rushing attack finished 10th in the league with 126.1 rushing yards per game.

Prior to joining the NFL coaching ranks, Brown spent nine years in college football. In 2019, Brown was the running backs coach at South Carolina, where two players rushed for over 500 yards. From 2016-18, Brown served as the Miami Hurricanes' offensive coordinator and running backs coach. In 2018, the Hurricanes rushed for 2,489 yards, averaged 5.2 yards per carry and scored 25 rushing touchdowns. Brown also coached running backs Travis Homer and Mark Walton to All-ACC honors throughout his tenure in Miami, with Walton becoming the program's 11th 1,000-yard rusher.

In returning to his alma mater, Georgia, in 2015, Brown tutored both future pros RB Nick Chubb and RB Sony Michel as the duo combined for 1,900 rushing yards. At the University of Wisconsin in 2014, Brown coached Heisman Trophy runner-up RB Melvin Gordon, who rushed for 2,587 yards and 32 total touchdowns. Gordon's season was the second-best ever by a running back at the time, and he combined with RB Corey Clement to rush for 3,536 yards on the year, which broke a single-season FBS record for rushing yards by teammates. Wisconsin's 6.91 yards per rushing attempt average was the fourth-best mark in FBS history.

Brown also served stints as running backs coach at Marshall (2013) and the University of Tennessee Chattanooga (2012). His coaching career began as a strength & conditioning coach at Georgia in 2011.

PLAYING

Brown was drafted by the Atlanta Falcons in the sixth round (172nd overall) of the 2008 NFL Draft. He spent the 2009 season with the Cleveland Browns before retiring to pursue coaching opportunities.

A standout running back and kickoff returner at the University of Georgia from 2004-07, Brown finished his college career as the fifth-leading rusher in Georgia history with 2,646 career rushing yards. He led the team in rushing

in 2005 and 2006, and he helped the Bulldogs reach the 2005 SEC Championship game. Brown totaled 26 career touchdowns, a combination of rushing, receiving and kick-off return touchdowns. In 2004, Brown was a freshman All-SEC selection after totaling 172 carries for 875 yards and 8 touchdowns, as well as 16 receptions for 150 yards (1,043 all-purpose yards). He had four 100-yard rushing games that season, earning him team honors of Offensive Newcomer of the Year and the Victors Club Award. In his final season at Georgia, Brown earned SEC Offensive Player of the Week honors after rushing for 180 yards and 3 touchdowns against Ole Miss.

PERSONAL

A native of Tucker, Ga., Brown attended Tucker High School, and he graduated with a bachelor's degree in speech communications from Georgia. He and his wife, Jessica, have three children: Orlando, Tyson and Judah.

BROWN'S COACHING CAPSULE

Years	Team	Position
2011	Georgia	Strength & Conditioning
2012	Tennessee - Chattanooga	Running Backs
2013	Marshall	Running Backs
2014	Wisconsin	Running Backs
2015	Georgia	Running Backs
2016-18	Miami (Fla.)	Offensive Coordinator/Running Backs
2019	South Carolina	Running Backs
2020	Los Angeles Rams	Running Backs
2021	Los Angeles Rams	Assistant Head Coach/Running Backs
2022	Los Angeles Rams	Assistant Head Coach/Tight Ends
2023	Carolina Panthers	Offensive Coordinator
2024	Chicago Bears	Passing Game Coordinator
2024	Chicago Bears	Interim Head Coach
2025-26	New England Patriots	Tight Ends/Passing Game Coordinator

JOHN DECOSTER

OFFENSIVE LINE ASSISTANT

14TH COACHING SEASON
4TH NFL SEASON
1ST PATRIOTS SEASON

COACHING

John Decoster joined the Patriots in 2026 as an offensive line assistant after spending the past two seasons as assistant offensive line coach at the University of Florida.

Decoster helped guide Gators center Jake Slaughter to back-to-back First-Team All-SEC honors in 2024 and 2025 along with a AP First-Team All-America selection in 2024 and a Second-Team All-America selection in 2025 via the Athletic and USA Today. He also coached tackle Austin Barber to Third-Team All-SEC honors in 2025 and a Senior Bowl invite.

Before landing in Gainesville, Decoster coached offense for the Cleveland Browns, first as an offensive quality control coach in 2021 and eventually as an offensive assistant from 2022 to 2023. During his three years in Cleveland, the Browns ranked fourth in the NFL in rushing.

In 2020, Decoster joined Old Dominion as tight ends coach, although the team's season was canceled.

From 2017 to 2019, he served as a graduate assistant coaching the tight ends at LSU. In his time in Baton Rouge, Decoster helped send Foster Moreau, Stephen Sullivan and Thaddeus Moss to the NFL, with the former two being drafted in the fourth round and seventh round, respectively. In his final season with the Tigers, he helped the team go 15-0 and win the 2019 National Championship, with Moss setting the school record for receptions (47) and receiving yards (570) by a tight end.

Prior to his time at LSU, Decoster wore multiple hats for the West Virginia State football program from 2015 to 2016, serving as the offensive line coach, recruiting coordinator, strength coach and travel coordinator.

Decoster began his coaching career at Nevada, where he was a graduate assistant coaching the offensive line from 2013 to 2014. There, he helped develop future guard Joel Bitonio, who was named to the All-MWC First Team in 2013, became the school's highest-ever draft selection in 2014 (35th overall), and has been a seven-time Pro Bowler and five-time All-Pro with the Cleveland Browns.

PLAYING

Decoster was a four-year starter as a tackle at Louisiana from 2007-10, where he helped anchor an offense that finished fifth in the FBS rushing in 2007 and 2008.

PERSONAL

Decoster earned his bachelor's degree in management information systems from the University of Louisiana and began his career in Baton Rouge as an IT project manager before transitioning into coaching in 2013. He later completed

master's degrees in educational leadership at the University of Nevada and in liberal arts at LSU. He and his wife, Amber, are the parents of two daughters, Aria and Mia, and a son, Zeke.

DECOSTER'S COACHING CAPSULE

Years	Team	Position
2013-14	Nevada	Graduate Assistant/Offensive Line
2015-16	West Virginia State	Offensive Line/Recruiting Coord./Strength/Travel Coord.
2017-19	Louisiana State	Graduate Assistant/Tight Ends
2020	Old Dominion	Tight Ends
2021	Cleveland Browns	Offensive Quality Control
2022-23	Cleveland Browns	Offensive Assistant
2024-25	Florida	Assistant Offensive Line
2026	New England Patriots	Offensive Line Assistant

VINNY DEPALMA

INSIDE LINEBACKERS

3RD COACHING SEASON
3RD NFL SEASON
3RD PATRIOTS SEASON

COACHING

Vinny DePalma enters his first season as inside linebackers coach after two seasons with the New England Patriots as a defensive assistant.

DePalma originally joined New England in 2024 following a six-year college career playing linebacker at Boston College. DePalma earned the Swede Nelson Award from the Gridiron Club of Greater Boston for sportsmanship, academics and athletics achievement in 2022.

PLAYING

DePalma played from 2018-2023 at Boston College, redshirting the 2018 season and missing the 2020 season with an Achilles injury. He was named 2022 All-ACC Honorable mention and closed out his career with his most productive season in 2023, recording 92 total tackles (42 solo) in his sixth year. He was named a Third-Team All-ACC honoree in 2023 and was the recipient of BC's Scanlan Award.

PERSONAL

DePalma earned a bachelor's degree in leadership and management as well as a master's degree in sports administration from Boston College. He is a native of Wayne, N.J., and the son of John and Michele DePalma. He has two brothers, Nick and Anthony.

DePalma married his wife, Sarah, in June of 2026.

DEPALMA'S COACHING CAPSULE

Years	Team	Position
2024-25	New England Patriots	Defensive Assistant
2026	New England Patriots	Inside Linebackers

TONY DEWS

RUNNING BACKS

29TH COACHING SEASON
9TH NFL SEASON
2ND PATRIOTS SEASON

COACHING

Tony Dews joined the Patriots in 2025 as running backs coach after holding the same position at the New York Jets for the 2024 season.

Dews played a key role in the 2025 offense finishing the season ranked third in the NFL in yards per game (379.4), an AFC best, and he helped propel the unit to the second-best scoring offense in the league (490), along with the sixth-most rushing yards per game (128.9). Rookie RB TreVeyon Henderson became only the second player in NFL history to have multiple games with two 50-plus yard touchdowns in a single season. His total of four touchdown runs of 50-plus yards tied the NFL rookie record and tied for the third most in a season in league history. Additionally, RB Rhamondre Stevenson surged into the top five on the franchise's all-time list for rushing yards as he also extended his streak of at least 700 scrimmage yards in his first five seasons, the first player in New England history to do so.

Prior to New York, Dews spent six seasons at the Tennessee Titans under Mike Vrabel, coaching running backs from 2018-22 before transitioning to tight ends for 2023. That season, TE Chigoziem Okonkwo set career-highs in receptions (54) and receiving yards (528).

Under Dews' tutelage from 2018-22, the Titans finished in the top five in rushing offense three times (2019, 2020 and 2021). RB Derrick Henry lead the NFL in rushing attempts, yards and touchdowns with 1,464 carries for 7,101 yards and 68 touchdowns. Henry also had a league-high 32 100-yard rushing games during that span. In 2021, the Titans ranked fifth in rushing offense (141.4 rushing yards per game), and Henry still ranked ninth in the NFL in rushing yards despite missing nine games due to injury.

In 2020, the Titans were second in the league in rushing offense (168.1 yards per game), and Henry became the first player since RB LaDainian Tomlinson (2006-07) to lead the NFL in rushing yards in back-to-back years. Henry rushed for a career-high 2,141 yards, good for the eighth 2,000-yard rushing season in NFL history. His 2020 campaign earned him the 2020 Associated Press Offensive Player of the Year award.

Over the final six games of the regular season and the Titans' three playoff games in 2019, Henry had seven 100-yard games and became the first player in NFL history to rush for at least 180 yards in three consecutive regular season and/or postseason games. In Dews' first season as running backs coach in 2018, Henry ranked second in the AFC in rushing yards (1,059) and third in the NFL in rushing touchdowns (12). Additionally, RB Dion Lewis set career-high marks in receptions (59) and receiving yards (400).

Dews has coached every offensive and defensive position besides quarterback throughout his career. He coached in the college ranks at Millersville (1998), West Virginia (1999-01, 2007, 2017), California (PA) (2002), Holy Cross (2003), Central Michigan (2004-05), UNLV (2006), Michigan (2008-10), Pittsburgh (2011), and Arizona (2012-16).

PLAYING

Dews was a four-year letterwinner as a tight end at Liberty from 1992-95. Leading the team in receiving as a junior and senior, he played for legendary coach Sam Rutigliano, who rose through the high school and college ranks to win NFL Coach of the year honors with the Cleveland Browns in 1980. Dews was named a first team All-American in 1995.

PERSONAL

Dews graduated from Liberty where he played from 1992-95 as a tight end. He later earned a master's degree in 2001 from West Virginia. Dews and his wife, Tamika, have four daughters.

DEWS' COACHING CAPSULE

Years	*Team*	*Position*
1998	Millersville	Defensive Line
1999-01	West Virginia	Graduate Assistant/Offensive Line/Defensive Backs
2002	California University of Pennsylvania	Offensive Line
2003	Holy Cross	Defensive Line
2004-05	Central Michigan	Tight Ends/Special Teams
2006	University of Las Vegas	Linebackers/Special Teams
2007	West Virginia	Wide Receivers
2008-10	Michigan	Wide Receivers/Punt Team Coordinator
2011	Pittsburgh	Tight Ends/Recruiting Coordinator
2012-16	Arizona	Wide Receivers
2017	West Virginia	Running Backs
2018-22	Tennessee Titans	Running Backs
2023	Tennessee Titans	Tight Ends
2024	New York Jets	Running Backs
2025-26	New England Patriots	Running Backs

TODD DOWNING

WIDE RECEIVERS

28TH COACHING SEASON
26TH NFL SEASON
2ND PATRIOTS SEASON

COACHING

Todd Downing enters his second season as wide receivers coach in 2026.

Downing played a key role in the 2025 offense finishing the season ranked third in the NFL in yards per game (379.4), an AFC best, and he helped propel the unit to the second-best scoring offense in the league (490). WR Stefon Diggs was named to his fifth career Pro Bowl and registered his seventh 1,000-yard season, the first 1,000-yard receiver for the Patriots since Julian Edelman in 2019.

He came to New England after two seasons with the New York Jets as passing game coordinator, adding the title of quarterbacks coach in 2024. He spent four seasons in Tennessee as tight ends coach (2019-20) and offensive coordinator (2021-22) under Mike Vrabel. He has a total of three years of experience as offensive coordinator, having served in the role for the first time with the Oakland Raiders in 2017.

As passing game coordinator for the Jets in 2024, QB Aaron Rodgers threw 28 touchdown passes, which ranks third on the single-season list behind Ryan Fitzpatrick and Vinny Testaverde. In addition, Rodgers threw for 3,897 yards, ranking third all-time in single-season franchise history behind Joe Namath in 1967 and Fitzpatrick in 2015. WR Davante Adams recorded his fifth straight 1000-yard season with Downing on staff. Downing further aided the development of WR Garrett Wilson, who was named Offensive Rookie of the Year in 2022 after posting 83 receptions for 1,103 yards and 4 touchdowns. Downing also took over play-calling duties on offense for the final 12 weeks of the season.

The following year (2023) - Downing's first in New York - Wilson set a new career high in receptions (95), despite playing with multiple starting quarterbacks throughout the season. Wilson set career highs in all categories in Downing's second season with the Jets, recording 101 receptions for 1,104 yards and 7 touchdowns. In the final 12 weeks of the season,

Downing's final season in Tennessee in 2022 saw RB Derrick Henry record the third-most scrimmage yards of his career (1,936) and the third-most rushing touchdowns of his career (13). In his first season as the Titans' offensive coordinator in 2021, the Titans ranked fifth in the league in rushing yards per game (141.4) despite missing the reigning NFL rushing champion, Henry, for nine games due to injury. Prior to suffering the injury, Henry led the NFL with 937 rushing yards and 10 rushing touchdowns through the first eight weeks of the season. In his place, running backs D'Onta Foreman (566 yards) and Dontrell Hilliard (350 yards) set career highs in rushing. In the passing game, QB Ryan Tannehill climbed to third all-time on the Titans' single-season passing lists in attempts (531), completions (357) and completion percentage (67.2). His 3,734 passing yards ranked fourth all-time. The 2021 Titans offense ranked eighth in the NFL in third down conversions (43.6 percent), fifth in the red zone (63.9 percent) and first in goal-to-go efficiency (87.5 percent), all in a season where the Titans used a league-high 39 players on offense due to injuries.

His first offensive coordinator job came in 2017 with the Oakland Raiders after two years as the team's quarterbacks coach (2015-16). Throughout this time, he helped QB Derek Carr earn three straight Pro Bowl nods from 2015-17, and the Raiders' offense finished sixth in the NFL in total offense (373.3 yards per game) in 2016. Under Downing's tutelage in 2016, Carr had his best season to date, having completed 357-of-560 passes (63.8 percent) for 3,937 yards, 28 touchdowns, 6 interceptions and a passer rating of 96.7. Carr set a franchise record for most passing yards in a game (513) in an overtime win against Tampa Bay in Week 8, the second time a Downing-coached quarterback threw for over 500 yards in a game (Matthew Stafford on Jan. 1, 2012, at Green Bay). He also had seven fourth quarter or overtime comeback and game-winning drives during the 2016 season, a mark that ranked second in the NFL and set a franchise single-season record. Carr became the first quarterback in NFL history with five game-winning touchdown passes in the fourth quarter or overtime in a single season, earning Castrol Edge Clutch Performer of the Year honors.

Prior to his time with the Raiders, Downing served as quarterbacks coach for the Buffalo Bills in 2014. He went to Buffalo after five years with the Detroit Lions, first as offensive quality control (2009), then as assistant quarterbacks (2010) before serving his final three years as quarterbacks coach (2011-13). In 2011, Downing was instrumental in helping QB Matthew Stafford throw 41 touchdowns and pass for over 5,000 yards en route to the Lions' first playoff berth since 1999.

Before working primarily on the offensive side of the ball, Downing served as a defensive assistant and assistant special teams coach for the St. Louis Rams from 2006-07. He was named assistant secondary/quality control coach for the Rams in 2008.

His first NFL roles came with the Minnesota Vikings, first as a public relations intern/assistant from 2001-02. He was a football systems analyst from 2003-04 and an offensive quality control coach in 2005, helping the Vikings finish in the top five in offense all three of those years and a playoff appearance in 2004.

Downing's coaching career began at his high school alma mater, Eden Prairie High School, from 1999-2000. As an assistant coach, he helped the Eagles win the Minnesota Class 5-A State Title in 2000.

PLAYING

From 2000-03, Downing played quarterback for the Min-

nesota Maulers, a semi-professional football team part of the Mid-America Football League. He helped the Maulers reach three consecutive championship games.

PERSONAL

A native of Eden Prairie, Minn., Downing attended the University of Minnesota and studied business communications.

DOWNING'S COACHING CAPSULE

Years	Team	Position
1999-2000	Eden Prairie HS (MN)	Assistant Freshmen Coach
2001-02	Minnesota Vikings	Intern/Assistant
2003-04	Minnesota Vikings	Football Systems Analyst
2005	Minnesota Vikings	Offensive Quality Control Coach
2006-07	St. Louis Rams	Defensive Assistant & Special Teams Assistant
2008	St. Louis Rams	Defensive Quality Control Coach
2009	Detroit Lions	Offensive Quality Control Coach
2010	Detroit Lions	Assistant Quarterbacks Coach
2011-13	Detroit Lions	Quarterbacks Coach
2014	Buffalo Bills	Quarterbacks Coach
2015-16	Oakland Raiders	Quarterbacks Coach
2017	Oakland Raiders	Offensive Coordinator
2018	Minnesota Vikings	Tight Ends
2019-20	Tennessee Titans	Tight Ends
2021-22	Tennessee Titans	Offensive Coordinator
2023	New York Jets	Passing Game Coordinator
2024	New York Jets	Quarterbacks Coach & Passing Game Coordinator
2025-26	New England Patriots	Wide Receivers



BJ EDMONDS

DEFENSIVE ASSISTANT

7TH COACHING SEASON
1ST NFL SEASON
1ST PATRIOTS SEASON

COACHING

BJ Edmonds joins the Patriots in 2026 as a defensive assistant after two seasons at Duke (2024-25) as an analyst, working primarily with the cornerbacks.

In his final season at Duke, Edmonds helped the Blue Devils capture the 2025 ACC Conference Championship and a Sun Bowl victory, with the defense intercepting 14 passes, tied for the fourth-most in the conference.

Edmonds joined Duke in 2024, helping guide the team to a 9-4 record and Gator Bowl appearance in the first year of head coach Manny Diaz's tenure. His expertise aided junior cornerback Chandler Rivers in securing First-Team All-ACC and Second-Team All-American (The Athletic and College Football Network) honors after logging 54 tackles (30 solo), 8 passes defensed, 7½ tackles for loss, 3 interceptions (including one returned for a touchdown), 2 forced fumbles and 1 fumble recovery.

Before joining the Blue Devils, Edmonds spent three seasons at Utah State University. He joined the program in 2021 as a defensive recruiting analyst before spending 2022 and 2023 as a defensive graduate assistant. The Aggies appeared in bowl games in each of his seasons and won the 2021 MWC Championship.

Edmonds began his coaching career in 2020 as a defensive graduate assistant at Kansas Wesleyan University, helping the Coyotes to an 8-2 record.

PLAYING

Edmonds anchored the backfield as a three-year starter at defensive back at Arkansas State backfield from 2016-19. He appeared in 49 games for the Red Wolves, recording 265 tackles (143 solo), 19 passes defensed, 8 interceptions, 3 tackles for loss and 3 forced fumbles in his collegiate career. He also returned punts in his senior season, returning 21 punts for a conference-leading 227 yards and 10.8 return average. He was a 2017 All-Sun Belt Honorable Mention and 2019 All-Sun Belt Second Team honoree.

PERSONAL

A native of Mobile, Ala., Edmonds graduated from Arkansas State with a bachelor's degree in sports management in 2020.

EDMONDS' COACHING CAPSULE

Years	Team	Position
2020	Kansas Wesleyan	Defensive Graduate Assistant
2021	Utah State	Defensive Recruiting Analyst
2022-23	Utah State	Defensive Graduate Assistant
2024-25	Duke	Analyst/Defense
2026	New England Patriots	Defensive Assistant



ASHTON GRANT

QUARTERBACKS

8TH COACHING SEASON
7TH NFL SEASON
2ND PATRIOTS SEASON

COACHING

Ashton Grant enters his second season with the Patriots as quarterbacks coach in 2026.

Grant played a key role in the 2025 offense finishing the season ranked third in the NFL in yards per game (379.4), an AFC best, and he helped propel the unit to the second-best scoring offense in the league (490). Quarterback Drake Maye set the franchise record for completion percentage (72.0), and his 4,394 passing yards were fourth in the NFL and eighth best all-time by a Patriots quarterback. Maye also ranked first in the league in yards per pass (8.93) and was named to the Associated Press All-Pro Second Team, Pro Bowl and PFWA All-AFC Team. Maye finished second in voting for the Associated Press Most Valuable Player award and was also was given the PFWA's Most Improved Player award and the Bert Bell award.

Grant came to New England after serving five seasons in various offensive roles at the Cleveland Browns and one season at Holy Cross. Most recently, Grant served as offensive assistant/quarterbacks in Cleveland from 2023-24. He worked on the Browns offensive staff alongside Mike Vrabel in 2024.

As offensive assistant/quarterbacks with Cleveland in 2024, Grant oversaw an offense where WR Jerry Jeudy recorded career highs in receptions (90) and receiving yards (1,229) with four touchdowns, leading to his first career selection to the Pro Bowl. Jeudy joined former Cleveland receivers Odell Beckham Jr. and Amari Cooper as the only Browns receivers to register 1,000 receiving yards or more in their first season with the team. In addition, tight end David Njoku led the team with five receiving touchdowns to reach 30 in his career, marking the most receiving touchdowns by a Brown since 1999. Under Grant's tutelage, QB Jameis Winston earned AFC Offensive Player of the Week honors after a week eight win vs. Baltimore, throwing for 334 yards, three touchdowns, zero interceptions and a 115.3 quarterback rating.

In his first season as offensive assistant/quarterbacks with the Browns in 2023, Grant assisted QB Deshaun Watson achieve a 5-1 record as a starter and QB Joe Flacco register a 4-1 record as a starter. In addition, Flacco became the first Browns player to throw for 300-yards in four consecutive games en route to being named the 2023 NFL Comeback Player of the year. After the season, Grant served as the wide receivers coach in the Senior Bowl.

As an offensive quality control coach in 2022, Grant was an integral piece in assisting the coaching staff. Grant worked closely with the Browns tight ends and coach T.C. McCartney. After the season, Grant served as wide receivers coach for the West team in the East-West Shrine Bowl. In 2021, he worked with Browns wide receivers and coach Chad O'Shea.

In 2020, Grant worked in the running backs room with run game coordinator/running backs coach Stump Mitchell. He oversaw a Browns rushing attack of Nick Chubb (1,067 rushing yards and 12 rushing touchdowns) and Kareem Hunt (1,144 rushing yards and 11 total touchdowns) that became the only pair of NFL teammates to each record at least 840 rushing yards in 2020, highlighted by a win vs. Houston in week 10 where Chubb (126 rushing yards) and Hunt (104 rushing yards) became the first Browns to each record 100 yards rushing in the same game since 1966.

Prior to the Browns, Grant served as a quality control coach at Holy Cross from 2019-20. He primarily handled special teams quality control under head coach Bob Chesney. Grant helped the Crusaders to their first Patriot League Championship in 10 years, and just the third NCAA football subdivision berth in program history.

PLAYING

Grant played wide receiver for four years at Assumption from 2014-17, where he owns the school record for receiving yards (3,204), touchdown receptions (36), and touchdown receptions in a single season (13) from 2014-17, including an NE10 Championship in 2015. Grant participated in training camps with Kansas City and Chicago.

PERSONAL

A native of Manchester, Conn., Grant was named to the NE10 All-Conference team at Assumption twice, as well as the NE10 Offensive Player of the Year in 2016. He is the son of Glenford Grant and Jessica Chalk. Grant has one brother, Shawn, who played football at nearby Westfield State in 2016-17. Grant and his wife, Briana, have two daughters, Ava and Noa.

GRANT'S COACHING CAPSULE

Years	Team	Position
2019-20	Holy Cross	Quality Control
2020-21	Cleveland Browns	Bill Willis Coaching Fellowship
2022	Cleveland Browns	Offensive Quality Control
2023-24	Cleveland Browns	Offensive Assistant/Quarterbacks
2025-26	New England Patriots	Quarterbacks

JUSTIN HAMILTON

CORNERBACKS

16TH COACHING SEASON
4TH NFL SEASON
2ND PATRIOTS SEASON

COACHING

Justin Hamilton enters his second season as cornerbacks coach with the Patriots in 2026.

In 2025, Hamilton helped the defense finish the season ranked eighth in the NFL (295.2 yards per game allowed), and the unit surrendered the fourth-fewest points in the league (320). CB Christian Gonzalez was named to his first career Pro Bowl as he routinely matched up against the opposing team's best receiver, and corners Carlton Davis III and Marcus Jones were strong forces in anchoring the secondary.

He came to New England after serving two prior seasons in the NFL. Hamilton spent the 2023 season as a defensive quality control coach in Tennessee under Mike Vrabel. Most recently, Hamilton served as assistant defensive backs coach in Indianapolis in 2024.

Hamilton oversaw a Colts secondary in 2024 that recorded 16 interceptions, which ranked tied for fourth in the NFL. Additionally, the Colts defense ranked top ten in the NFL in several categories under his guidance: Fourth in yards allowed per game (361.2), seventh in passing yards allowed per game (229.4), and ninth in points allowed per game (25.1).

In 2023, Hamilton assisted the Titans in leading the NFL in opponent red zone touchdown scoring percentage (37.7).

Prior to making the jump to the NFL, Hamilton spent four years in several roles at Virginia Tech, his alma mater, including director of player development-defense, defensive coordinator and safeties coach.

In 2021 as the defensive coordinator, Hokies cornerback Jermaine Waller earned All-ACC second-team honors, while four other members of the Hamilton-led defense earned All-Conference honorable mention: safety Nasir Peoples, defensive back Chamarri Conner, linebacker Dax Hollifield and defensive lineman Jordan Williams. Hamilton played a role in the development of a pair of high school quarterbacks- cornerback Caleb Farley and safety Divine Deablo- who went on to be drafted as defensive backs. Farley was selected by the Titans in the first round (22nd) overall in the 2021 NFL draft, while Deablo was selected in the third round (80th overall) by the Raiders.

Working with the Virginia Tech safeties as defensive coordinator in 2020, the team ranked third in the ACC with 12 interceptions, and Deablo earned first-team ACC recognition after leading the team with four interceptions.

Before his time at Virginia Tech, Hamilton spent four years at Virginia Military Institute in varying roles. As outside linebackers/co-special teams coach in 2016, returner Mason Dermott earned second-team All-Southern Conference honors after leading the conference with 978 combined kickoff and punt yards and ranking second in the league with a 23.2 yard kickoff return average. In 2017, Hamilton helped linebacker Allan Crastenberg earn All-Southern Conference second-team honors after posting a team-high 118 tackles and three interceptions. Hamilton began his coaching career as a strength and conditioning coach at Virginia-Wise in 2010. He then served as the team's defensive coordinator from 2011-13.

PLAYING

Hamilton was a four-year letterman for Virginia Tech where he played (2002-05) as a running back, wide receiver and defensive back. As a senior defensive back in 2005, he recorded three interceptions on a team that made its second straight appearance in the ACC Championship Game, eventually knocking off Louisville in the Gator Bowl. Hamilton was selected by the Cleveland Browns in the seventh round (222nd overall) of the 2006 NFL Draft. As a rookie, he totaled 15 tackles in 10 games with the Browns. Between 2006 and 2008, he appeared in 12 total games with Cleveland and Washington.

PERSONAL

A native of Clintwood, Va., Hamilton graduated from Virginia Tech with a bachelor's degree in consumer studies. He and his wife, Brittany, have two sons, Kam and Ace, and one daughter, Channing.

HAMILTON'S COACHING CAPSULE

Years	Team	Position
2010	Virginia-Wise	Strength and Conditioning
2011-13	Virginia-Wise	Defensive Coordinator
2014	Virginia Military Institute	Outside Linebackers
2015-16	Virginia Military Institute	Outside Linebackers/Co-Special Teams
2017	Virginia Military Institute	Inside Linebackers/Co-Special Teams
2018	Virginia Tech	Director of Player Development-Defense
2019	Virginia Tech	Safeties
2020-21	Virginia Tech	Defensive Coordinator/Safeties
2023	Tennessee Titans	Defensive Quality Control
2024	Indianapolis Colts	Assistant Defensive Back
2025-26	New England Patriots	Cornerbacks

JASON HOUGHTALING

ASSISTANT OFFENSIVE LINE

21ST COACHING SEASON
6TH NFL SEASON
2ND PATRIOTS SEASON

PRONOUNCED HO-tail-ing

COACHING

Jason Houghtaling enters his second season as assistant offensive line coach with the Patriots. He previously served as assistant offensive line coach for the Chicago Bears in 2024.

Houghtaling played a key role in helping the Patriots offense finish the 2025 season ranked third in the NFL in yards per game (379.4) behind an offensive line that featured four new starters and two rookies, LT Will Campbell and LG Jared Wilson.

Prior to Chicago, Houghtaling spent three seasons with the Tennessee Titans on Mike Vrabel's staff as assistant offensive line coach (2021-22) and offensive line coach (2023). Behind the Titans offensive line in 2023, RB Derrick Henry finished second in the NFL in rushing yards (1,167) and led the AFC in yards per game (68.6) and rushing attempts (280). In 2022, C Ben Jones was named to his first Pro Bowl, and Henry finished second in the NFL with 1,538 rushing yards. Despite battling injuries on the offensive line in 2021, the Titans offense finished fifth in the league in rushing average (141.4 yards per game), and LG Rodger Saffold III earned his first career Pro Bow honor.

Prior to his role with the Titans, Houghtaling spent 15 years in the college ranks, mostly with Wagner College. He was the Wagner's head coach from 2015-19, coaching 28 All-Northeast Conference selections. He also served two stints as offensive coordinator (2011-12, 2014), helping Wagner total a 16-6 NEC record with two league titles throughout his three seasons in the position. In 2012, Houghtaling tutored QB Nick Doscher, who set school records in total offense (8,404 yards) and passing yards (6,100). The 8,404 yards of total offense ranked second in conference history.

Houghtaling was Wagner's offensive line coach from 2007-09, and his first job in college coaching was as running backs coach in 2006. Houghtaling's other college coaching roles include offensive line at Colgate (2020), offensive coordinator at Cornell (2013) and head coach at Hudson Valley Community College (2010). He began his coaching career at his high school alma mater, Windsor Central High School, where he spent two years coaching offensive line and linebackers. He then served as defensive coordinator, defensive line coach and strength and conditioning coach at Milford Academy (Berlin, N.Y.) before joining the staff at Wagner.

PLAYING

Houghtaling originally attended Lafayette, where he was a defensive lineman for the Leopards. Ultimately, injuries cut short his playing career, and transferred to Binghamton, where he graduated with a degree in history in 2004. He then earned a master's degree in education from Wagner in 2009.

PERSONAL

A native of Windsor, N.Y., Houghtaling and his wife, Mary, have two daughters: Abbie and Emma. He is known as "Hoss" to players and fellow coaches.

HOUGHTALING'S COACHING CAPSULE

Years	*Team*	*Position*
2006	Wagner	Running Backs
2007-09	Wagner	Offensive Line
2010	Hudson Valley	Head Coach
2011-12	Wagner	Offensive Coordinator
2013	Cornell	Offensive Coordinator
2014	Wagner	Offensive Coordinator
2015-19	Wagner	Head Coach
2020	Colgate	Offensive Line
2021-22	Tennessee Titans	Offensive Line Assistant
2023	Tennessee Titans	Offensive Line
2024	Chicago Bears	Assistant Offensive Line
2025-26	New England Patriots	Assistant Offensive Line

CHUCKIE **KEETON**

OFFENSIVE ASSISTANT

11TH COACHING SEASON
3RD NFL SEASON
2ND PATRIOTS SEASON

COACHING

Chuckie Keeton enters his second season with the Patriots as an offensive assistant after spending the 2024 season as an offensive assistant for the Seattle Seahawks.

In 2025, Keeton worked closely with the quarterbacks and running backs in addition to serving as punt and kickoff returners coach. He helped QB Drake Maye set the franchise record for completion percentage (72.0), and his 4,394 passing yards were fourth in the NFL and eighth best all-time by a Patriots quarterback. Maye also ranked first in the league in yards per pass (8.93) en route to being named to the Associated Press All-Pro Second Team, Pro Bowl and PFWA All-AFC Team. Maye also finished second in voting for the Associated Press Most Valuable Player award and was given the PFWA's Most Improved Player award and the Bert Bell award. Rookie RB TreVeyon Henderson became only the second player in NFL history to have multiple games with two 50-plus yard touchdowns in a single season. His total of four touchdown runs of 50-plus yards tied the NFL rookie record and tied for the third most in a season in league history. Additionally, RB Rhamondre Stevenson surged into the top five on the franchise's all-time list for rushing yards as he also extended his streak of at least 700 scrimmage yards in his first five seasons, the first player in New England history to do so.

With Keeton's key contributions, the special teams unit led the NFL in punt return average (17.3) and had two punts returned for a touchdown, as well as one kickoff returned for a touchdown. Cornerback Marcus Jones earned Second-Team All-Pro honors at punt returner.

In Seattle, Keeton worked closely with the quarterbacks, most notably Geno Smith. Smith broke four franchise records in 2024, setting new single-season marks for highest completion percentage (70.4), passing yards (4,320), pass attempts (578) and completions (407).

Prior to Seattle, Keeton spent eight years in the college ranks. He was an offensive analyst at Marshall in 2023 after two years as running backs coach at Utah State (2021-22), his second stint with the Aggies after working as a quality control coach in 2018. Keeton's first coaching job was as a quality control coach at Oregon State from 2016-17, and he was also a graduate assistant at Texas Tech from 2019-20.

PLAYING

Keeton played quarterback for Utah State University from 2011-15, setting school records in career completion percentage (65.4 percent), interception percentage (2.0 percent) and passing efficiency (145.2). His career marks in touchdown passes (58), completions (568), total offense (7,621 yards), passing yards (6,387) and passing attempts (869) all rank inside the top five on the program's all-time lists. Keeton set or matched five single-season and eight single-game records throughout his career. He earned First-Team All-WAC honors as a sophomore in 2012 as he led Utah State to an 11-2 finish and a top-25 national ranking.

PERSONAL

A native of Houston, Texas, Keeton attended Cypress Creek High School, where he was a two-time All-District 15 5A selection. He graduated from Utah State in the fall of 2015 with a degree in business administration.

KEETON'S COACHING CAPSULE

Years	Team	Position
2016-17	Oregon State	Quality Control
2018	Utah State	Quality Control
2019-20	Texas Tech	Graduate Assistant
2021-22	Utah State	Running Backs
2023	Marshall	Offensive Analyst
2024	Seattle Seahawks	Offensive Assistant
2025-26	New England Patriots	Offensive Assistant

RILEY **LARKIN**

OFFENSIVE ASSISTANT

8TH COACHING SEASON
2ND NFL SEASON
2ND PATRIOTS SEASON

COACHING

Riley Larkin enters his second season with the Patriots as an offensive assistant after spending the 2024 season as assistant quarterbacks coach at Ohio State University.

Larkin spent two years at Ohio State, first serving as an offensive assistant in 2023 before being promoted to assistant quarterbacks coach in 2024. At Ohio State, Larkin worked closely with QB Will Howard, who led the team to its first national title since 2014 and was named the offensive MVP of the national championship game. Nationally, Howard ranked seventh in quarterback rating (83.0), third in passing efficiency (173.72), fifth in passing touchdowns (33) and eighth in passing yards (3,779). He finished the season with career highs in passing attempts, completions, completion percentage, passing yards and touchdowns, having completed 309-of-423 passes for 4,010 yards (73.1 percent), 35 touchdowns and 10 interceptions. Howard also had 105 rushing attempts for 226 yards and 7 touchdowns.

Prior to Ohio State, Larkin was an offensive analyst at Middle Tennessee State in 2022, his first college coaching position. He spent three years coaching quarterbacks at the high school level, first at McLean High School (Va.) from 2019-20 and then at Ravenwood High School in Brentwood, Tennessee, helping the team to a 10-3 record and an appearance in the state quarterfinals. Ravenwood QB Chris Parson earned All-State honors.

PLAYING

From 2015-18, Larkin was a three year letter winner at John Carroll University, where he played quarterback. He was a member of the 2016 team that won a conference championship and reached the national semi-finals. Larkin served as a captain of the team as a senior in 2018.

PERSONAL

Larkin is a native of Kent, Ohio. As a Kent Roosevelt High School student, he served as a Special Olympics coach and volunteer. Larkin later earned his bachelor's degree in adolescent young adult education and social studies in 2019 from John Carroll. His father, Tom, and mother, Amy, both attended John Carroll. Larkin has a brother, Luke, and a sister, Shannon.

LARKIN'S COACHING CAPSULE

Years	Team	Position
2019-20	McLean High School	Quarterbacks
2021	Ravenwood High School	Quarterbacks
2022	Middle Tennessee State	Offensive Analyst
2023	Ohio State	Offensive Assistant
2024	Ohio State	Assistant Quarterbacks
2025-26	New England Patriots	Offensive Assistant

CHARLES **LONDON**

OFFENSIVE ANALYST

19TH COACHING SEASON
23RD NFL SEASON
1ST PATRIOTS SEASON

COACHING

Charles London enters his first year with the Patriots as an offensive analyst. He most recently served as the quarterbacks coach of the New York Jets in 2025, and he reunites with Mike Vrabel after serving as the pass game coordinator/quarterbacks coach for the Tennessee Titans in 2023. The two were also on staff with the Houston Texans from 2014-17.

Prior to his time with the Jets, London was the quarterbacks coach for the Seattle Seahawks in 2024. QB Geno Smith broke four franchise records that season, setting new single-season marks for highest completion percentage (70.4; fifth-best in the NFL), passing yards (4,320; fourth-most in the NFL), pass attempts (578) and completions (407). League-wide, Seattle's quarterback room ranked eighth in passing yards per game (236.5).

London spent the 2021-22 seasons as quarterbacks coach with the Atlanta Falcons. London spearheaded the early development of QB Desmond Ridder in 2022, and in 2021, QB Matt Ryan completed 375 of 560 passes (67.0%) for 3,968 yards and 20 touchdown passes. Under London's tutelage, Ryan led three game-winning drives and helped Atlanta finish with a 7-2 record in games decided by one score, which tied for the NFL's second-best winning percentage in such games.

Prior to joining Atlanta, London spent three seasons (2018-20) as the running backs coach for the Chicago Bears. During his time with the Bears, he worked with a trio of running backs who reached 1,000 scrimmage yards in at least one season—Jordan Howard (2018), Tarik Cohen (2018) and David Montgomery (2019 and 2020). Cohen and Montgomery posted career-high rushing totals during his tenure.

In 2020, Montgomery set career highs for rushing yards (1,070), receiving yards (438) and total touchdowns (10). Montgomery was the only running back with at least 1,000 rushing yards and 400 receiving yards in the NFL and became the first Bears running back to rush for a touchdown in five consecutive games since Neal Anderson in 1990. In two seasons with London, Montgomery rushed for 1,959 yards, the eighth-most in the NFL over that span.

In London's first year in Chicago in 2018, Howard nearly surpassed the 1,000-yard milestone for the third consecutive season with 935 rushing yards and 9 rushing touchdowns. Cohen led the team in receptions with 71 for a team-high 725 yards and 5 touchdowns, while also rushing 99 times for 444 yards and 3 touchdowns.

Prior to his time in Chicago, London spent four seasons as the running backs coach for the Houston Texans (2014-17), where he was a part of a team that won back-to-back AFC South division titles in 2015 and 2016 and finished with a winning record in three consecutive seasons for the first time in franchise history. In each of London's first three seasons with the team, the Texans ranked third in the AFC and sixth in the NFL in rushing yards per game.

His NFL coaching career began with the Bears in 2007, first in a quality control role on offense and then as an offensive assistant/assistant wide receivers coach in 2008-09. After spending the 2010 campaign with the Philadelphia Eagles as a pro scout, his first stint with the Titans came in 2011 as an offensive assistant/quality control coach.

He also brings collegiate coaching experience, as he spent two seasons (2012-13) at Penn State as the running backs coach and recruiting coordinator. During his two-year tenure, running back Zach Zwinak rushed for 1,989 yards, the third most in the Big Ten over that span. London's first coaching gig came at his alma mater, Duke University, where he was a graduate assistant from 2004-05 and was named running backs coach in 2006.

PLAYING

London played running back at Duke University from 1993-96, where he totaled 354 yards and five touchdowns on 84 carries, adding 70 yards on 11 receptions.

PERSONAL

London is a native of Dunwoody, Ga. He graduated in 1997 from Duke after majoring in political science and minoring in African American studies. In 2006, he earned a master's degree from Duke in humanities.

LONDON'S COACHING CAPSULE

Years	Team	Position
2004-05	Duke	Graduate Assistant
2006	Duke	Running Backs
2007	Chicago Bears	Offensive Quality Control
2008-09	Chicago Bears	Offensive Assistant/Assistant Wide Receivers
2011	Tennessee Titans	Offensive Assistant/Quality Control
2012-13	Penn State	Running Backs
2014-17	Houston Texans	Running Backs
2018-20	Chicago Bears	Running Backs
2021-22	Atlanta Falcons	Quarterbacks
2023	Tennessee Titans	Pass Game Coordinator/Quarterbacks
2024	Seattle Seahawks	Quarterbacks
2025	New York Jets	Quarterbacks
2026	New England Patriots	Offensive Analyst

DOUG MARRONE

OFFENSIVE LINE

35TH COACHING SEASON
19TH NFL SEASON
2ND PATRIOTS SEASON

COACHING

Doug Marrone enters his second season as the Patriots' offensive line coach after serving as a senior analyst for football strategy with Boston College in 2024.

Marrone was pivotal in helping the Patriots offense finish the 2025 season ranked third in the NFL in yards per game (379.4) behind an offensive line that featured four new starters and two rookies on the left side, T Will Campbell and OL Jared Wilson.

He came to New England after previously serving as head coach for the Buffalo Bills (2013-14) and the Jacksonville Jaguars (2016-20). Marrone was also the offensive coordinator and offensive line coach for the New Orleans Saints from 2006-08.

Marrone's most recent NFL stint was with New Orleans as offensive line coach. In 2022, Marrone's offensive line group played a key role in New Orleans ranking fifth in the NFL in total offense (394.4 yards per game) and eighth in rushing yards per game (141.3) through the first eight weeks of the season.

He returned to the Saints after tutoring an offensive line group at the University of Alabama that won the Southeastern Conference Championship and advanced to the College Football Playoff final in 2021. Marrone developed left tackle Evan Neal, who in his first season at the position was a consensus All-American and the seventh-overall pick by the New York Giants in the 2022 NFL Draft.

Marrone joined the Crimson Tide after four-plus seasons as head coach of the Jacksonville Jaguars. He served as assistant head coach and offensive line coach from 2015-16 and was named interim head coach for the final two games of the 2016 season, going 1-1. He was promoted to head coach in 2017, finishing 10-6 and reaching the 2017 AFC Championship game. The 2017 Jaguars team was tied for the NFL's biggest win/loss improvement (plus-seven) among first-year head coaches, and Marrone was recognized as the AFC Coach of the Year by the Kansas City Committee of 101. Throughout his tenure as Jacksonville's head coach from 2017-20, Marrone coached eight players to 11 Pro Bowl selections and five players to AP All-Pro selections.

Prior to Jacksonville, Marrone was the head coach of the Buffalo Bills from 2013-14. In 2014, he led the Bills to their first winning record since 2004 when the team finished 9-7. The 2013 Bills led the league in red zone scoring percentage (95.5 percent) and led the AFC and finished second in the NFL in rushing (144.2 yards per game).

Marrone's first head coaching job came at his alma mater, Syracuse, a position he held from 2009-12. He led the Orange to bowl game victories in 2010 and 2012, and Marrone earned AFCA Region 1 Coach of the Year honors in 2011.

Before becoming a college head coach, Marrone spent seven years in the NFL, most notably with New Orleans from 2006-08 as offensive coordinator and offensive line coach. During this span, the Saints led the NFL in total offense twice (391.5 average yards per game in 2006, 410.7 avg. in 2008) and passing yards per game twice (281.4 avg. in 2006, 311.1 avg. in 2008). In 2007, the Saints offensive line held their opponents to the fewest sacks allowed in the NFL (16) and second-lowest in 2008 (franchise-record 13). From 2006-08, New Orleans tied for the fewest sacks allowed with 52 despite leading the NFL with 1,868 passing attempts. Saints QB Drew Brees secured the NFL passing title in 2006 (4,418 yards) and 2008 (5,069 yards) en route to becoming the second passer in NFL history to reach 5,000 passing yards in a season.

Marrone's first NFL coaching job came as offensive line coach for the New York Jets from 2002-05. The team made the playoffs twice (2002, 2004) during his tenure, and RB

Curtis Martin led the NFL in rushing in 2004. Prior to New York, Marrone spent a decade in the college ranks, mainly coaching offensive line and tight ends. He spent two years in the SEC, coaching tight ends and offensive tackles at Tennessee (2001) and offensive line at Georgia (2000). Marrone was the director of football operations at Georgia Tech in 1995 before coaching tight ends in 1996 and offensive line from 1997-99. He had one-year stints as offensive line coach at Northeastern (1994) and Coast Guard (1993), and he started his coaching career as tight ends coach at Cortland (N.Y.) State University.

PLAYING

Marrone played offensive line for Syracuse from 1983-1985. He was drafted by the Los Angeles Raiders in the sixth round (164th overall) of the 1986 NFL Draft. He did not make the Raiders roster in 1986, but he earned a spot on the Miami Dolphins roster in 1987, seeing action in four games. He spent time in training camp with Pittsburgh, Dallas and Minnesota, and he played in one more NFL game with the Saints in 1989. Marrone finished his career by playing two seasons (1991-92) with the London Monarchs of the World League of American Football, helping the Monarchs to win the World Bowl in 1991.

PERSONAL

A native of the Bronx, N.Y., Marrone returned to Syracuse and graduated with a degree in liberal arts in 1991. He and his wife, Helen, have three children: daughters, Madeline and Annie, and a son, Mack.

MARRONE'S COACHING CAPSULE

Years	Team	Position
1992	Cortland (N.Y.) State	Tight Ends
1993	Coast Guard	Offensive Line
1994	Northeastern	Offensive Line
1995	Georgia Tech	Director of Football Operations
1996	Georgia Tech	Tight Ends
1997-99	Georgia Tech	Offensive Line
2000	Georgia	Offensive Line
2001	Tennessee	Tight Ends & Offensive Tackles
2002-05	New York Jets	Offensive Line
2006-08	New Orleans Saints	Offensive Coordinator & Offensive Line
2009-12	Syracuse	Head Coach
2013-14	Buffalo Bills	Head Coach
2015-16	Jacksonville Jaguars	Asst. Head Coach & Offensive Line
2016	Jacksonville Jaguars	Interim Head Coach
2017-20	Jacksonville Jaguars	Head Coach
2021	Alabama	Offensive Line
2022-23	New Orleans Saints	Offensive Line
2024	Boston College	Senior Analyst, Football Strategy
2025-26	New England Patriots	Offensive Line

CLINTON McMILLAN

DEFENSIVE LINE

15TH COACHING SEASON
6TH NFL SEASON
2ND PATRIOTS SEASON

COACHING

Clinton McMillan enters his second season with the Patriots in 2026 as defensive line coach.

In 2025, McMillan helped the defense finish the season ranked eighth in the NFL (295.2 yards per game allowed), and the unit surrendered the fourth-fewest points in the league (320). Under McMillan, DT Milton Williams, DT Christian Barmore and DL Khyiris Tonga excelled against the run, as the defense allowed the sixth-fewest rushing yards per game (101.7) in the league.

He came to New England after serving four seasons in various defensive roles at the Tennessee Titans. Most recently, McMillan served as assistant defensive line/pass rush specialist in Tennessee in 2024.

As an assistant defensive line/pass rush specialist in 2023, McMillan's group allowed an average of 3.81 rushing yards per attempt, ranking seventh in the NFL. In addition, Tennessee's 37.7% defensive red-zone efficiency rate was atop the NFL in 2023. The Titans defense also tied for the fourth-fewest rushing touchdowns (10) and the fifth-fewest overall touchdowns allowed (33).

In 2022, the Titans ranked first in the NFL in rushing defense (76.9 opponent rushing yards per game) with McMillan as a defensive line assistant. Additionally, DT Jeffery Simmons was named to the Pro Bowl after posting 7.5 sacks.

McMillan spent the 2021 season working with the outside linebackers in Tennessee. The group was led by Harold Landry III, who recorded a career-high 12 sacks, earning him Pro Bowl Honors for the first time in his career.

Prior to Tennessee, McMillan spent one season as a senior analyst at Florida State in 2020, a group that had nine first-time starters. Cornerback Asante Samuel Jr. was named first time All-ACC before becoming a second-round NFL Draft pick by the Los Angeles Chargers.

From 2017-19, McMillan served as the defensive run game coordinator and co-special teams coordinator at the University of Tennessee-Martin. In 2019, he helped UT Martin lead the Ohio Valley Conference with 25 sacks. In addition, the Skyhawks ranked among national leaders in several categories, including blocked kicks (9th), punt return defense (10th), blocked punts (11th) and defensive touchdowns (11th). During the 2018 season, UT Martin's defense ranked 17th nationally in tackles for loss (7.6 per game).

UT Martin garnered national attention in McMillan's first year at the school in 2017, ranking first nationally in red-zone defense (60.6 percent), fourth in scoring defense (14.3 points per game), sixth in total defense (273.8 yards per game), and sixth on third-down conversion (28.7 percent).

McMillan began his coaching career at Sanford Seminole High School and Winter Park High School before serving as a graduate assistant at Weber State from 2012-13. From 2014-16, McMillan became a graduate assistant at Marshall, helping the Thundering Herd to a conference championship and back-to-back bowl appearances. Prior to his stint at UT Martin, McMillan was hired as defensive coordinator and secondary coach at Ohio Dominican.

PLAYING

McMillan played four seasons at the University of Florida from 2004-07. He appeared in 48 career games at defensive tackle for the Gators. As a senior, he started all 13 games and recorded 23 tackles in 2007. In 2006, he was a member of the BCS National Championship team under Head Coach Urban Meyer.

PERSONAL

A native of Oviedo, Fla., McMillan earned a bachelor's degree in sociology from the University of Florida in 2007 and a master's degree in education from Marshall University in 2016. McMillan and his wife, Mariah, have a daughter, Journie and a son, Marshall.

MCMILLAN'S COACHING CAPSULE

Years	*Team*	*Position*
2012-14	Weber State	Graduate Assistant
2014-16	Marshall University	Defensive Graduate Assistant
2017	Ohio Dominican University	Defensive Coordinator/Secondary
2017-19	University of Tennessee-Martin	Defensive Run Game Coordinator/Defensive Line/Co-Special Teams Coordinator
2020	Florida State University	Senior Analyst (Defense)
2021	Tennessee Titans	Defensive Assistant
2022-23	Tennessee Titans	Defensive Line Assistant
2024	Tennessee Titans	Assistant Defensive Line/Pass Rush Specialist
2025-26	New England Patriots	Defensive Line



TOM **QUINN**

ASSISTANT SPECIAL TEAMS

35TH COACHING SEASON
20TH NFL SEASON
3RD PATRIOTS SEASON

SUPER BOWLS: 07, 11

COACHING

Tom Quinn enters his third season as assistant special teams coach with the New England Patriots after joining the team in 2024.

With Quinn's invaluable contributions in 2025, the special teams unit had four players reach double-digit special teams tackles, led the NFL in punt return average (17.3) and had two punts returned for a touchdown, as well as one kickoff returned for a touchdown. Cornerback Marcus Jones earned Second-Team All-Pro honors at punt returner, and K Andy Borregales set a franchise rookie record for points scored (134) and was perfect on all four field goal attempts from 50-plus yards.

In 2024, under Quinn's guidance, S Brenden Schooler was named to the Associated Press All-Pro First Team as the core special teamer, the first All-Pro honor of his career. He was also named to his first-career Pro Bowl and his second-consecutive NFLPA All-Pro and PFWA All-NFL teams as a special teamer. Schooler led the Patriots with 9 special teams tackles and a blocked punt in 2024.

Before joining the Patriots staff, Quinn spent time in various roles with the Tennessee Titans and the New York Giants.

Quinn spent the 2023 season with the Tennessee Titans on Mike Vrabel's staff, beginning the year as a special teams assistant before taking over as special teams coordinator for the final six games of the season. Prior to joining the Titans, Quinn was on the staff at Army in 2022, working in game management and analytics.

Working in various roles special teams positions with the New York Giants from 2006-21, Quinn spent the 2018-21 seasons as the assistant special teams coach. In 2021, the Giants were one of only four teams that avoided negative plays, such as turnovers, blocked kicks, or touchdowns allowed, on special teams. Their opponents averaged an NFL-low of 17.8 yards per kickoff return, with the longest gain on 37 returns capped at 32 yards. Kicker Graham Gano furthered his franchise record with 37 consecutive successful field goal attempts, converting 29 of 33 attempts. In 2020, Gano made 31 of 32 field goal attempts. His 96.9 percentage was the second highest in Giants history behind his predecessor, Aldrick Rosas, who made 97.0 percent (32 of 33) in 2018

Under Quinn's guidance, Aldrick Rosas earned his first Pro Bowl selection in 2018 after converting 32 of 33 field goal attempts and 31 of 32 extra point tries in the season. His 32 successful field goals marked the fifth-highest total in Giants history. Aldrick Rosas set a Giants record with a 97.0 field goal percentage, trailing the NFL leader and former Giant Robbie Gould by just 1/100th of a percentage point.

From 2018 through 2021, Giants punter Riley Dixon averaged 45.2 yards per punt, ranking second in Giants history behind Steve Weatherford (46.3). Dixon's career 40.6-yard net punting average set the franchise record (since 1976).

Quinn worked as the special teams coordinator for the Giants from 2007-17. In 2016, kickers Josh Brown and Robbie Gould combined to make 21 of 22 field goal attempts, a 95.5 percent success rate, during the team's 11-5 season. Additionally, Dwayne Harris was selected to his first Pro Bowl after leading the Giants in kickoff and punt returns for the second straight season .

In 2015, Josh Brown played in his first Pro Bowl. In 2014, the Giants' kickoff coverage team ranked second in the NFL, limiting opponents to an average return of merely 18.3 yards. Additionally, the Giants led the NFL with five special teams takeaways. In 2011, Quinn's special teams unit helped lead the Giants to a Super Bowl victory over the Patriots in Super Bowl XLVI.

In 2010, Zak DeOssie, serving as the snapper for both punts and placekicks, secured his second Pro Bowl selection in three seasons in 2010. The Giants' kickoff coverage unit ranked fourth in the NFL, with opponents averaging only 19.7 yards per return.

In 2008, three of the Giants' special teams players—kicker John Carney, punter Jeff Feagles and DeOssie—played for the NFC Pro Bowl team. Quinn began his NFL coaching career in 2006 as the assistant special teams coach and was subsequently promoted to special teams coordinator in 2007. In his first season as special teams coordinator, the Giants defeated the Patriots, 17-14, in Super Bowl XLII.

Quinn began his coaching career at Davidson College in 1991 as a linebackers coach, followed by a stint at James Madison University (1992-94) working with the special teams before earning his first defensive coordinator role at Boston University (1995). He moved on to the College of Holy Cross (1996-98) and San Jose State University (1999-01) before joining the staff at Stanford in 2002. From 2002-05, Quinn worked at Stanford, first as tight ends/special teams coach and then as the outside linebackers/special teams coach.

PLAYING

Quinn was a linebacker at the University of Arizona from 1986 to 1990, where he was a member of three bowl teams.

PERSONAL

Quinn attended Foothill High School in Santa Ana, Calif. He earned a bachelor's degree in interdisciplinary studies in 1990 and a master's in education the following year. Quinn and his wife, Alison, have a son, Shane, and two daughters, Logan and Riley.

QUINN'S COACHING CAPSULE

Years	*Team*	*Position*
1991	Davidson College	Linebackers
1992-94	James Madison	Special Teams
1995	Boston University	Defensive Coordinator
1996-98	Holy Cross	Defensive Coordinator
1999	San Jose State	Linebackers/Special Teams
2000-01	San Jose State	Tight Ends/Special Teams
2002-03	Stanford	Tight Ends/Special Teams
2004-05	Stanford	Outside Linebackers/Special Teams
2006	N.Y. Giants	Assistant Special Teams
2007-17	N.Y. Giants	Special Teams Coordinator
2018-21	N.Y. Giants	Assistant Special Team
2022	Army	Game Management/Analytics
2023	Tennessee Titans	Special Teams Assistant
2024-26	New England Patriots	Assistant Special Teams

KEVIN **RICHARDSON**

DEFENSIVE ASSISTANT

8TH COACHING SEASON
2ND NFL SEASON
2ND PATRIOTS SEASON

COACHING

Kevin Richardson enters his second season with the Patriots as a defensive assistant following two seasons at Illinois as an assistant defensive backs coach.

In 2025, Richardson worked closely with the defensive backs. Every game day, Richardson ran CB Christian Gonzalez through his pregame warm up, which played a key role in the corner being named to his first career Pro Bowl as he routinely matched up against the opposing team's best receiver. Corners Carlton Davis III and Marcus Jones were strong forces in anchoring the secondary, and S Jaylinn Hawkins notched a career high 4 interceptions, while rookie S Craig Woodson led the unit in snaps played and finished with the third-most tackles on the team (75).

Coaching the defensive backs in 2024, Richardson helped lead the Fighting Illini to a 10-3 record, tying the program's single-season wins record, and a final regular season ranking of No. 20 in the College Football Playoff rankings. The season was capped by a 21-17 victory over No.14 South Carolina in the Cheez-It Citrus Bowl in one of the biggest bowl wins in program history. He helped coach All-Big Ten First Team selection Xavier Scott, who was one of 15 finalists for the Paycom Jim Thorpe Award presented annually to the nation's top defensive back. Scott had four interceptions and Torrie Cox Jr. had three interceptions, ranking second and sixth in the Big Ten. Richardson also coached Matthew Bailey to All-Big Ten Honorable Mention honors and team captain Miles Scott to a Burlsworth Trophy nomination. In total, the Illini ranked fourth in the league with 12 picks during the regular season. Richardson reunited with head coach Bret Bielema, who he played for at Arkansas.

As the defensive backs coach for Long Island University in 2022, the team led the NEC in interceptions with 13, including 11 from defensive backs. DB Victor Nelson Jr. was named an All-American after ranking second in the FCS with six interceptions.

Richardson helped coach one of the best defensive turnarounds in the nation as a defensive graduate assistant at Illinois in 2021. The Fighting Illinois's scoring defense, third down defense, and total defense improved more than 50 spots in the national rankings from 2020. Working with the defensive backs, Richardson coached Devon Witherspoon Kerby Joseph, Sydney Brown, and Jartavius "Quan" Martin, who all went on to be drafted in the NFL. He also coached Tony Adams, who became an undrafted free agent in the NFL after his time at Illinois.

PLAYING

Richardson played in 48 games for Arkansas from 2013-18. He recorded 4 career interceptions, served as a team captain and earned Phil Steele All-SEC third team honors in 2017. He shared the field with current Patriots TE Hunter Henry and former Patriots Deatrich Wise Jr. and Trey Flowers while at Arkansas. The former walk-on's biggest moments included a 22-yard fumble return for a touchdown against Ole Miss in 2017 with six minutes left in the fourth quarter to help Arkansas win, 38-37. Richardson also recorded interceptions

against SEC standouts Jalen Hurts (Alabama) and Jarrett Stidham (Auburn). Following his career at Arkansas, Richardson signed with the CFL's Hamilton Tiger-Cats before beginning his coaching career.

PERSONAL

A native of Jacksonville, Ark., Richardson graduated from Arkansas with a degree in sociology in 2017. He and his wife, Jailyn, got married in July 2025.

RICHARDSON'S COACHING CAPSULE

Years	Team	Position
2019	MidAmerica Nazarene	Graduate Assistant
2020	Northeastern State	Defensive Backs
2021	Illinois	Defensive Graduate Assistant
2022	Long Island	Defensive Backs
2023-24	Illinois	Assistant Defensive Backs
2025-26	New England Patriots	Defensive Assistant

MIKE SMITH

OUTSIDE LINEBACKERS

17TH COACHING SEASON
13TH NFL SEASON
2ND PATRIOTS SEASON

COACHING

Mike Smith enters his second season with the Patriots in 2026 as outside linebackers coach.

In 2025, Smith helped the defense finish the season ranked eighth in the NFL (295.2 yards per game allowed), and the unit surrendered the fourth-fewest points in the league (320). The unit also excelled against the run, as the defense allowed the sixth-fewest rushing yards per game (101.7) in the league. LB Harold Landry III led the team in sacks (8.5), while LB K'Lavon Chaisson enjoyed a career year with 7.5 sacks.

He came to New England after serving two seasons as outside linebackers/pass rush specialist with the Minnesota Vikings (2022-23). Smith has NFL experience with the Green Bay Packers, Kansas City Chiefs and the New York Jets in various defensive capacities.

With Smith overseeing the outside linebackers in 2023, Minnesota allowed 98.7 rushing yards per game, ranking eighth in the NFL. In addition, several Vikings had career seasons under Smith's tutelage: LB Danielle Hunter recorded a career-high 16.5 sacks and a Pro Bowl berth, DT Harrison Phillips totaled a career-best 3.0 sacks, LB D.J. Wonnum tied his career high with 8.0 sacks, and S Harrison registered 3.0 sacks, tying his career best.

In 2022, Smith coached two outside linebackers in Minnesota to earn Pro Bowl honors. LB Hunter started every game for the first time since 2019, recording a career-high 22 quarterback hits to go with a team-leading 10.5 sacks and a career-best 3 passes defensed. LB Za'Darius Smith finished the 2022 season fifth in the NFC in sacks (10.0), and fourth in tackles for loss (15). On top of a Pro Bowl berth, he earned NFC Defensive Player of the Week (Week 8) and NFC Defensive Player of the Month (October).

In his first season with Green Bay in 2019, Smith saw the most productive pass-rushing duo in the NFL. Za'Darius Smith (13.5) and Preston Smith (12.0) both posted career-high sack totals as they became the first duo in team history (since 1982) to post 12-plus sacks each in the same season, and the first duo in NFL history to both register 12-plus sacks in their first season as teammates.

Smith tutored LB Dee Ford of the Kansas City Chiefs during the 2018 season, who tied for second among NFL linebackers with a career-high 13 sacks on the way to earning the first Pro Bowl berth of his career. Ford was also tied for the league lead with J.J. Watt with a career-best seven forced fumbles, tied for the second most in franchise history behind only LB Derrick Thomas (eight, 1992). Smith also coached veteran LB Justin Houston record 9 sacks and 5 forced fumbles in 12 games of action. Ford and Houston became the first Kansas City duo to both total five-plus fumbles in the same season since Jared Allen and Tamba Hali in 2006.

Prior to his arrival in Kansas City, Smith coached his alma mater at Texas Tech for three seasons (2013-15) in a variety of defensive roles. Smith worked the previous three seasons for the New York Jets, his first NFL stop, coaching the outside linebackers in 2012 and serving as a coaching intern in 2010-11. He was a part of a coaching staff in 2012 that helped the Jets rank second in the league in passing yards allowed per game (189.8) and opponent completion passer rating (78.2). In 2010, he was a member of a defensive staff that helped the Jets rank third in the league in total defense (291.5 yards per game), run defense (90.9 yards per game) and yards allowed per carry (3.56) as the team advanced to the AFC Championship game.

Smith's coaching career began in 2009, when he served as linebackers coach at Hawaii, helping LB Blake Soares post a team-high 107 tackles (58 solo) on his way to earning first-team All-Western Athletic Conference honors.

PLAYING

Smith was a four-year letterwinner as a linebacker at Texas Tech, where he was named MVP and captain as a senior in 2004. At the time of his graduation, he was one of just five Texas Tech players to have appeared in 50-plus career games. He was tied for the team lead with 83 tackles as a senior, earning All-Big 12 Honorable Mention, as he helped lead the Red Raiders to an 8-4 overall record and an upset win over fourth-ranked California.

Smith was drafted by the Baltimore Ravens in the seventh round (234th overall) of the 2005 NFL Draft. He played from 2005-07 for Baltimore before his career was cut short due to injuries in 2008.

PERSONAL

A native of Lubbock, Texas, Smith earned a degree in communication studies at Texas Tech. He and his wife, Emily, have two daughters, Kennedy and Finley, and a son, Weston.

COACHING CAPSULE

Years	Team	Position
2009	Hawaii	Linebackers
2010-11	New York Jets	Intern
2012	New York Jets	Outside Linebackers
2013	Texas Tech	Co-Defensive Coordinator/Outside Linebackers
2014	Texas Tech	Defensive Coordinator/Outside Linebackers
2015	Texas Tech	Co-Defensive Coordinator/Defensive Line
2016-17	Kansas City Chiefs	Assistant Defensive Line
2018	Kansas City Chiefs	Outside Linebackers
2019-21	Green Bay Packers	Outside Linebackers
2022-23	Minnesota Vikings	Outside Linebackers/ Pass Rush Specialist
2025-26	New England Patriots	Outside Linebackers

EKENE **OLEKANMA**

DIRECTOR OF COACHING ANALYTICS

PRONOUNCED eh-KEN-eh OH-lek-an-ma

Ekene Olekanma enters his second season with the New England Patriots as director of coaching analytics after being hired in June of 2025. He assists with game management on a weekly basis with John Streicher, as well as developing a pre-advanced report on each opponent with the rest of the coaching staff.

Prior to joining the Patriots, Olekanma worked as a football research and development analyst and later a research and development coordinator with the San Francisco 49ers. Before arriving in San Francisco, Olekanma spent one season with the Baltimore Ravens as a coaching research and development analyst fellow.

Prior to entering the NFL, Olekanma played linebacker at Toledo (2014-18), playing in 42 career games recording 153 total tackles, 4½ sacks, 1 interception and 1 fumble recovery.

The Downers Grove, Ill. native is married to his wife, Kendall, and has one sister, Kessie.

OLEKANMA'S COACHING CAPSULE

Years	Team	Position
2021-22	Baltimore Ravens	Coaching Research and Development Analyst Fellow
2022-23	San Francisco 49ers	Football Research and Development Analyst
2023-25	San Francisco 49ers	Research and Development Coordinator
2025-26	New England Patriots	Director of Coaching Analytics



FRANK **PIRAINO**

DIRECTOR OF SPORTS PERFORMANCE

26TH COACHING SEASON
8TH NFL SEASON
2ND PATRIOTS SEASON

COACHING

Frank Piraino joined the Patriots in 2025 as director of sports performance. He spent the 2024 season with the New York Giants, where he served as the director of strength and conditioning. Prior to his time in New York, Piraino spent five seasons (2019-23) at the Tennessee Titans as the head of strength and conditioning and sports performance.

Before Piraino was in the NFL, he joined head coach Steve Addazio at Boston College after spending two seasons (2011-12) as his head strength and conditioning coach at Temple and one year as the head strength and conditioning coach for football at Marshall (2010). Piraino also spent time at Florida for five years (2005-09), during a stretch when Florida won a pair of national championships (2006 and 2008) under head coach Urban Meyer. In addition, Piraino made stops at Notre Dame (2004) and Michigan State (2003-04). He began his career at Walsh Jesuit High School in Ohio, the same high school that Vrabel attended. Piraino also completed an internship with the Cleveland Guardians (2000-01).

PERSONAL

A native of Cleveland, Ohio, Piraino earned a bachelor's degree in sports and exercise science at the University of Akron, and later earned a master's degree in sports administration from Michigan State. He and his wife, Evan, have two sons, Milo and Leo, and a daughter, Micah.

PIRAINO'S COACHING CAPSULE

Years	*Team*	*Position*
2003-04	Michigan State	Graduate Assistant
2004	Notre Dame	Strength and Conditioning
2005-09	Florida	Strength and Conditioning
2010	Marshall	Head Strength and Conditioning
2011-12	Temple	Head Strength and Conditioning
2013-18	Boston College	Head Strength and Conditioning
2019-23	Tennessee Titans	Head Strength and Conditioning / Sports Performance
2024	New York Giants	Director of Strength and Conditioning
2025-26	New England Patriots	Director of Sports Performance

DERON **MAYO**

STRENGTH AND CONDITIONING

9TH COACHING SEASON
9TH NFL SEASON
9TH PATRIOTS SEASON

SUPER BOWLS: 18

PRONOUNCED DER-on

COACHING

Deron Mayo enters his ninth season with the New England Patriots in 2026. Mayo joined the organization in 2018 after playing linebacker for the Calgary Stampeders of the Canadian Football League for six seasons. He helps lead the team's year-round strength and conditioning program after attaining a master's degree in high performance sport from the University of Technology-Sydney.

PLAYING

Mayo played linebacker for six seasons in the CFL for the Calgary Stampeders. He appeared in 87 regular season contests and five playoff games during his pro career and won a Grey Cup with the Stampeders in 2014. Mayo totaled 277 tackles on defense, 33 tackles on special teams, 14 sacks, one interception and one fumble recovery over six seasons. Mayo played his final collegiate season with Old Dominion after spending his first three seasons at Hofstra University (2007-09). He was co-captain of the Old Dominion Monarchs in 2010 and became the first ODU grad to sign with an NFL team when he went to training camp with the Denver Broncos in 2011.

PERSONAL

Mayo is a Hampton, Virginia, native, and played four seasons at Kecoughtan High School. He was named to the All-Peninsula District First Team and All-Area Second Team as a senior. Deron's older brother, Jerod, was a first-round draft pick of the New England Patriots in 2008 and played eight seasons for the team before his retirement following the 2015 season. Mayo earned his bachelor of science in exercise science from Hofstra. He holds a CSCS certification through the National Strength and Conditioning Association and recently completed a master's degree in High Performance Sport at the University of Technology-Sydney (UTS).

He and his wife, Janelle, have two daughters, Maliya and Marley, and a son, Myles.

MAYO'S COACHING CAPSULE

Years	Team	Position
2018-23	New England Patriots	Strength and Conditioning Assistant
2024	New England Patriots	Head Strength and Conditioning
2025-26	New England Patriots	Strength and Conditioning

BRIAN McDONOUGH

STRENGTH AND CONDITIONING

3RD COACHING SEASON
3RD NFL SEASON
3RD PATRIOTS SEASON

COACHING

Brian McDonough enters his third season with the Patriots' strength and conditioning staff. He began this role in 2024 after working with the team as a consultant for over 20 years.

McDonough has 29 years of cumulative experience in strength and conditioning, developing athletes from the NFL, NHL, MLB, as well as the high school and collegiate ranks. He previously owned and operated a sports performance business for over 20 years.

PERSONAL

McDonough graduated from the University of Massachusetts Dartmouth in 1997, where he played football. He holds a master's degree in applied exercise science with a concentration in strength and conditioning from Concordia University Chicago and holds certification from USA Weightlifting.

Brian and his wife, Shauna, have two daughters, Lyla and Cali.

MCDONOUGH'S COACHING CAPSULE

Years	Team	Position
2024-26	New England Patriots	Strength and Conditioning

BRANDON **MARTUCCIO**

STRENGTH AND CONDITIONING

9TH COACHING SEASON
3RD NFL SEASON
3RD PATRIOTS SEASON

Brandon Martuccio enters his third season with the Patriots' strength and conditioning staff. He previously spent two seasons as an assistant strength and conditioning coach at Boston College. Martuccio began his career at the prep level at Girard High School (Ohio) in 2017 and served as the director of strength and conditioning at Washington & Jefferson College in 2018. He has also worked at Mississippi State and with the Arizona Cardinals, also holding full-time roles as an assistant strength and conditioning coach at the University of Pittsburgh (2020-21) and Texas Tech (2021-22).

Martuccio earned a bachelor of arts in general biology from Washington & Jefferson College and a master's degree in sports administration from Boston College.

MARTUCCIO'S COACHING CAPSULE

Years	*Team*	*Position*
2018	Washington & Jefferson College	Director of Strength and Conditioning
2020-21	University of Pittsburgh	Assistant Strength and Conditioning Coach
2021-22	Texas Tech University	Assistant Strength and Conditioning Coach
2023-24	Boston College	Assistant Strength and Conditioning Coach
2024-26	New England Patriots	Strength and Conditioning

ALL-TIME COACHING RECORDS

(Listed chronologically)

Coach	Seasons	Years	Regular Season W-L-T	Win Pct.	Postseason W-L	Career W-L-T	Career Win Pct.
Lou Saban*	1.5	1960-61	7-12-0	.368	0-0	7-12-0	.368
Mike Holovak	7.5	1961-68	52-46-9	.528	1-1	53-47-9	.528
Clive Rush**	1.5	1969-70	5-16-0	.238	0-0	5-16-0	.238
John Mazur***	2.0	1970-72	9-21-0	.300	0-0	9-21-0	.300
Phil Bengtson	0.5	1972	1-4-0	.200	0-0	1-4-0	.200
Chuck Fairbanks	6.0	1973-78	46-39-0	.541	0-2	46-41-0	.529
Bullough-Erhardt#		1978	0-1-0	.000	0-0	0-1-0	.000
Ron Erhardt#	3.0	1979-81	21-27-0	.438	0-0	21-27-0	.438
Ron Meyer##	2.5	1982-84	18-15-0	.545	0-1	18-16-0	.529
Raymond Berry	5.5	1984-89	48-39-0	.552	3-2	51-41-0	.554
Rod Rust	1.0	1990	1-15-0	.063	0-0	1-15-0	.063
Dick MacPherson	2.0	1991-92	8-24-0	.250	0-0	8-24-0	.250
Bill Parcells	4.0	1993-96	32-32-0	.500	2-2	34-34-0	.500
Pete Carroll	3.0	1997-99	27-21-0	.563	1-2	28-23-0	.549
Bill Belichick	24.0	2000-23	266-121-0	.687	30-12	296-133-0	.705
Jerod Mayo	1.0	2024	4-13	.235	0-0	4-13	.235
Mike Vrabel	1.0	2025	14-3	.824	3-1	17-4	.810
All-Time Totals	**66.0**	**1960-2025**	**559-449-9**	**.555**	**40-23**	**599-472-9**	**.559**

*Released after five games in 1961**Released after seven games in 1970 ***Released after nine games in 1972

POSTSEASON GAMES

Coach	Games	Years	W-L-T	Pct.
Mike Holovak	2	1963	1-1-0	.500
Chuck Fairbanks	2	1976, 1978	0-2-0	.000
Ron Meyer	1	1982	0-1-0	.000
Raymond Berry	5	1985, 1986	3-2-0	.600
Bill Parcells	4	1994, 1996	2-2-0	.500
Pete Carroll	3	1997, 1998	1-2-0	.333
Bill Belichick	42	2001, 2003-07, 2009-19, 21	30-12-0	.714
Mike Vrabel	1	2025	3-1	.750
Postseason Totals	**60**	**29 Years**	**40-23-0**	**.635**

PRESEASON GAMES

Coach	Games	Years	W-L-T	Pct.
Lou Saban	9	1960-61	7-2-0	.778
Mike Holovak	32	1962-68	5-27-0	.156
Clive Rush	9	1969-70	2-7-0	.222
John Mazur	12	1971-72	3-9-0	.250
Chuck Fairbanks	34	1973-78	20-13-1	.603
Ron Erhardt	12	1979-81	7-5-0	.583
Ron Meyer	12	1982-84	3-9-0	.250
Raymond Berry	21	1985-89	10-11-0	.476
Rod Rust	4	1990	0-4-0	.000
Dick MacPherson	8	1991-92	2-6-0	.250
Bill Parcells	16	1993-96	8-8-0	.500
Pete Carroll	13	1997-99	7-6-0	.538
Bill Belichick	90	2000-19, 21-22	50-40-0	.563
Jerod Mayo	3	2024	1-2-0	.333
Mike Vrabel	3	2025	2-1	.667
Preseason Totals	**278**	**1960-2019, 21-25**	**127-150-1**	**.459**

OPENING DAY GAMES

Coach	Games	Years	W-L-T	Pct.
Lou Saban	2	1960-61	0-2-0	.000
Mike Holovak	7	1962-68	3-4-0	.429
Clive Rush	2	1969-70	1-1-0	.500
John Mazur	2	1971-72	1-1-0	.500
Chuck Fairbanks	6	1973-78	2-4-0	.333
Ron Erhardt	3	1979-81	1-2-0	.333
Ron Meyer	3	1982-84	2-1-0	.667
Raymond Berry	5	1985-89	5-0-0	1.000
Rod Rust	1	1990	0-1-0	.000
Dick MacPherson	2	1991-92	1-1-0	.500
Bill Parcells	4	1993-96	1-3-0	.250
Pete Carroll	3	1997-99	2-1-0	.667
Bill Belichick	24	2000-23	16-8-0	.667
Jerod Mayo	1	2024	1-0-0	1.000
Mike Vrabel	1	2025	0-1-0	.000
Opening Day Totals	**66**	**1960-2025**	**36-30-0**	**.545**

ALL-TIME COACHING ROSTER

NAME	POSITION	TOTAL YEARS	YEARS OF SERVICE
Achord, Cam	Assistant Special Teams	2	2018-19
	Special Teams Coordinator	3	2020-23
Atkins, David	Offensive Backs	1	1993
Beatty, Bruce	Offensive Line	4	1969-72
Bielema, Bret	Defensive Line	1	2019
Belichick, Bill	Asst. Head Coach/Secondary	1	1996
	Head Coach	24	2000-23
Belichick, Brian	Safeties	5	2020-24
Belichick, Steve	Safeties	3	2016-18
	Secondary, Safeties	1	2019
	Outside Linebackers	2	2020-21
	Linebackers	2	2023
Bengtson, Phil	Head Coach (Interim)	1/16	1972
Bentley, V'Angelo	NFL Coaching Fellowship/ Defense	2	2022-23
Berry, Raymond	Receivers	4	1978-81
	Head Coach	5.5	1984-89
Bicknell, Bob	Tight Ends	1	2024
Blackmon, Don	Staff Assistant	1	1988
	Linebackers	2	1989-90
Booker, Scott	Safeties	1	2025
Brittenham, Dean	Strength/Conditioning	3	1985-87
Brasher, Tommy	Linebackers	3	1982-84
Brown, Thomas	Tight Ends/Passing Game Coordinator	1	2025
Bruney, Fred	Defensive Backfield	2	1962-63
Bryant, Cleve	Offensive Backfield	3	1982-84
Boudreau, Paul	Offensive Line	1	1997-98
Boyer, Josh	Defensive Backs	3	2009-11
	Cornerbacks	7	2012-18
Bricillo, Carmen	Offensive Line	2	2020-21
Brown, Corwin	Defensive Backs	1	2010
Brown, Troy	Running Backs, Kick Returners	1	2020
	Wide Receivers, Kick Returners	3	2021-23
	Skill Development- Kick Returners		2024
Bullough, Hank	Defensive Line	7	1973-79
Cabrera, Moses	Asst. Strength & Conditioning	5	2011-15
	Head Strength & Conditioning	8	2016-23
Caley, Nick	Tight Ends	6	2017-22
Campbell, Marion	Defensive Line	2	1962-63
Capers, Dom	Special Asst./Secondary	1	2008
Cappelletti, Gino	Special Teams	3	1979-81
Carroll, Pete	Head Coach	3	1997-99
Carthon, Maurice	Offensive Assistant	2	1994-95
	Running Backs	1	1996
Carr, Jim	Defensive Backfield	5	1985-89
Caruthers, LeBaron	Strength & Conditioning	3	1982-84
Caserio, Nick	Wide Receivers	1	2007
Collier, Joe	Defensive Backfield	2	1960-61
	Defensive Coordinator	2	1991-92
Collier, Joel	Asst. Running Backs/WR	2	1991-92
	Asst. Secondary	1	2005
	Secondary	2	2006-07
Covington, DeMarcus	Outside Linebackers	1	2019
	Defensive Line	4	2020-23
	Defensive Coordinator	1	2024
Coury, Dick	Offensive Coordinator	2	1991-92
Crennel, Romeo	Defensive Line	4	1993-96
	Defensive Coordinator	1	2001
	Defensive Coordinator/DL	2	2002-03
	Defensive Coordinator	1	2004
Crosby, Steve	Special Teams/Tight Ends	1	1990
Daboll, Brian	Wide Receivers	5	2002-06
	Offensive Coaching Assistant	1	2013
	Tight Ends	3	2014-16
Daly, Brendan	Defensive Assistant	1	2014
	Defensive Line	4	2015-18
Davidson, Jeff	Tight Ends	1	1997
	Asst. Offensive Line	4	1998-01
	Asst. Offensive Line/TEs	3	2002-04
Davis, Don	Asst. Strength & Conditioning	1	2007
DeGuglielmo, Dave	Offensive Line	2	2014-15
DePalma, Vinny	Defensive Assistant	2	2024-25
Dews, Tony	Running Backs	1	2025
Dotsch, Rollie	Outside Linebackers	2	1975-76
Douglas, Ross	Wide Receivers/ NFL Coaching Fellowship	1	2022
	Wide Receivers	1	2023
Downing, Todd	Wide Receivers	1	2025
Elias, Bill	Defensive Backfield	2	1969-70
Embree, Taylor	Running Backs	1	2024
Endicott, Steve	Receivers	2.5	1982-84
Erber, Lew	Offensive Coordinator/QBs	3	1982-84
Erhardt, Ron	Offensive Backfield	6	1973-78
	Head Coach	3	1979-81
Evans, Dick	Defensive Line	2	1971-72
Fairbanks, Chuck	Head Coach	6	1973-78
Fears, Ivan	Wide Receivers	5	1991-92, 99-01
	Running Backs	20	2002-21
Ferentz, Brian	Offensive Assistant	1	2010
	Tight Ends	1	2011
Fisch, Jedd	Quarterbacks	1	2020
Fletcher, Tom	Defensive Backfield	2	1971-72
Flores, Brian	Offensive Assistant/Special Teams	1	2010
	Defensive Assistant	1	2011
	Safeties	4	2012-15
	Linebackers	3	2016-18
Gerber, Norm	Inside Linebackers	2	1991-92
Godsey, George	Offensive Assistant	1	2011
	Tight Ends	2	2012-13
Graham, Patrick	Defensive Assistant	1	2010
	Linebackers	3	2011, 14-15
	Defensive Line	2	2012-13
Gibson, Claude	Defensive Backfield	1	1968
Grant, Ashton	Quarterbacks	1	2025
Grier, Bobby	Offensive Backfield	9	1981, 85-92
Groh, Al	Defensive Coordinator/LBs	4	1993-96
Hamilton, Justin	Cornerbacks	1	2025
Hamilton, Ray	Asst. Defensive Line	5	1985-89
	Defensive Line	3	1997-99
Hardy, James	Asst. Strength & Conditioning	2	2016-17
Hardegree, Bo	Quality Control/QBs	1	2021

ALL-TIME COACHING ROSTER

NAME	POSITION	TOTAL YEARS	YEARS OF SERVICE
Hightower, Dont'a	Inside Linebackers	1	2024
Hoaglin, Fred	Offensive Line	4	1993-96
Holovak, Mike	Offensive Backfield	1.5	1960-61
	Head Coach	7.5	1961-68
Houghtaling, Jason	Asst. Offensive Line	1	2025
Houston, Joe	Assistant Special Teams	4	2020-23
Hufnagel, John	Quarterbacks	1	2003
Hughes, Tyler	Offensive Assistant	3	2020-22
	Wide Receivers	1	2024
Humenuik, Rod	Asst. Head Coach/O-Line	5	1985-88
	Offensive Line	3	1990-92
Jackson, Harold	Receivers	5	1985-89
Johnson, Pepper	Assistant Linebackers	1	2000
	Inside Linebackers	3	2001-03
	Defensive Line	8	2004-11
	Linebackers	2	2012-13
Judge, Joe	Assistant Special Teams	3	2012-14
	Special Teams	4	2015-18
	Special Teams Coordinator/WRs	1	2019
	Offensive Assistant/ Quarterbacks	1	2022
	Assistant Head Coach	1	2023
Jones, Keith	NFL Coaching Fellowship/ Defense	1	2023
	Defensive Coaching Assistant	1	2024
Jones, Stan	Defensive Line	2	1991-92
Keeton, Chuckie	Offensive Assistant	1	2025
Kennan, Larry	Offensive Coordinator	1	1997
Khayat, Eddie	Defensive Line	5	1985-89
Kim, Joe	Director of Skill Development	6	2019-24
Kinard, Billy	Defensive Backfield	2	1979-80
Klemm, Adrian	Offensive Line	1	2023
Kugler, Robert	Assistant Offensive Line	2	2024-25
Kuhr, Zak	Inside Linebackers	1	2025
Lantz, Rick	Linebackers	1	1981
Larkin, Riley	Offensive Assistant	1	2025
Lawing, Will	Tight Ends	1	2023
Lett, Jamael	Defensive Coaching Assistant	1	2024
Lindsey, Dale	Defensive Line	1	1990
Lombardi, Mick	Assistant Quarterbacks	1	2019
	Wide Receivers	2	2020-21
Loudd, Rommie	Linebackers	1	1966
Lynn, Ron	Defensive Backs	3	1997-99
MacPherson, Dick	Head Coach	2	1991-92
Mangini, Eric	Defensive Backs	5	2000-04
	Defensive Coordinator	1	2005
Mangurian, Pete	Tight Ends	4	2005-08
Marrone, Doug	Offensive Line	1	2025
Martuccio, Brandon	Asst. Strength & Conditioning	2	2024-25
Mayo, Deron	Asst. Strength & Conditioning	6	2018-23
	Head Strength & Conditioning	1	2024
	Strength &Conditioning	1	2025
Mayo, Jerod	Inside Linebackers	3	2019-21
	Linebackers	2	2022-23
	Head Coach	1	2024
McAdoo, Ben	Senior Offensive Assistant	1	2024
	Senior Defensive Assistant	1	2025
McCarthy, Michael	Offensive Coaching Assistant	1	2024
McCartney, T.C.	Quarterbacks	1	2024
McDaniels, Josh	Quarterbacks	2	2004-05
	Offensive Coordinator/QBs	13	2006-08, 2012-19, 21
	Offensive Coordinator	1	2020
	Offensive Coordinator	1	2025
McDonough, Brian	Asst. Strength & Conditioning	2	2024-25
McLaughlin, Leon	Offensive Line	1	1977
McMillan, Clinton	Defensive Line	1	2025
Mazur, John	Offensive Backfield	1.5	1969-70
	Head Coach	2.5	1970-72
Melvin, Randy	Defensive Line	2	2000-01
Meyer, John	Linebackers	4	1969-72
Meyer, Ron	Head Coach	2.5	1982-84
Miller, Burnie	Special Teams	1	1972
Miller, Red	Offensive Line	6	1960-61, 73-76
Moore, Myrel	Outside Linebackers	2	1991-92
Montgomery, Jerry	Defensive Line	1	2024
Mora, Jim	Defensive Coordinator	1	1982
Morriss, Guy	Asst. Offensive Line	2	1988-89
Muir, Bill	Offensive Line	3	1982-84
Nash, Harold	Asst. Strength & Conditioning	6	2005-10
	Strength & Conditioning	5	2011-15
Nelsen, Bill	Quarterbacks	2	1973-74
Nelson, Steve	Linebackers	1	1990
O'Brien, Bill	Wide Receivers	1	2008
	Quarterbacks	2	2009-10
	Offensive Coordinator/QBs	2	2011, 2023
O'Brien, Scott	Special Teams	6	2009-14
O'Shea, Chad	Receivers	10	2009-18
Palmer, Chris	Wide Receivers	4	1993-96
Parcells, Bill	Linebackers	1	1980
	Head Coach	4	1993-96
Parker, Johnny	Strength/Conditioning	7	1993-99
Parilli, Babe	Quarterbacks	1	1981
Patricia, Matt	Asst. Offensive Line	1	2005
	Linebackers	5	2006-10
	Safeties	1	2011
	Defensive Coordinator	6	2012-17
	Senior Football Advisor/ Offensive Line	1	2022
Patterson, Andre	Defensive Assistant	1	1997
Patterson, Milton	Defensive Assistant	1	2025
Paul, Markus	Asst. Strength & Conditioning	5	2000-04
Pees, Dean	Linebackers	2	2004-05
	Defensive Coordinator	4	2006-09
Pelini, Bo	Linebackers	3	1997-99
Pellegrino, Mike	Cornerbacks	6	2019-24
Perkins, Ray	Receivers	4	1974-77
	Offensive Coordinator	4	1993-96
Peters, Scott	Offensive Line	1	2024
Piraino, Frank	Dir. of Sports Performance	1	2025
Polonchek, John	QBs/Special Asst. to Coach	12	1975-80, 85-90

ALL-TIME COACHING ROSTER

NAME	POSITION	TOTAL YEARS	YEARS OF SERVICE
Pope, Mike	Running Backs	1	1994
	Tight Ends	2	1995-96
Popovich, Cole	Assistant Running Backs	1	2019
	Offensive Line	1	2020
Quinn, Tom	Special Teams Assistant	2	2024-25
Raye, Jimmy	Offensive Coordinator/QBs	1	1990
Rehbein, Dick	Quarterbacks	2	2000-01
Reilly, Jack	Quarterbacks	2	1998-99
Richardson, Jesse	Defensive Line	5	1965-69
Richardson, Kevin	Defensive Assistant	1	2025
Ringo, Jim	Offensive Line	4	1978-81
Roach, Dick	Defensive Backs	1	1981
Rothstein, Evan	Offensive Assistant	1	2022
	Assistant Quarterbacks	1	2023
	Asst. QBs/Dir. of Game Management	1	2024
Rowan, Keith	Special Teams	1	1989
Rush, Clive	Head Coach	1.5	1969-70
Rust, Rod	Defensive Coordinator	5	1983-87
	Head Coach	1	1990
Rutigliano, Sam	Off. Backs/Receivers	3	1971-73
Ryan, Rob	Linebackers	1	2000
	Outside Linebackers	3	2001-03
Saban, Lou	Head Coach	1.5	1960-61
Scarnecchia, Dante	Special Teams/TEs	7	1982-88
	Special Teams/TEs	2	1991-92
	Special Assistant	2	1993-94
	Defensive Asst./LBs	2	1995-96
	Special Teams	2	1997-98
	Offensive Line	5	1999, 2016-19
	Asst. Head Coach/Off. Line	15	2000-13
Schuplinski, Jerry	Assistant Quarterbacks	3	2016-18
Seely, Brad	Special Teams	10	1999-08
Shinnick, Don	Linebackers	5	1985-89
Shurmur, Fritz	Defensive Line	4	1978-81
Sidwell, Steve	Linebackers	3	1982-84
	Defensive Coordinator	3	1997-99
Simmons, Jerry	Strength/Conditioning	3	1988-90
Slater, Matthew	Special Assistant to the Head Coach		2024
Smith, Carl	Asst. Head Coach/QBs	1	1997
	Tight Ends	2	1998-99
Smith, Jerry	Defensive Line	2	1960-61
Smith, Mike	Outside Linebackers	1	2025
Spinney, Art	Offensive Line	7	1962-68
Springer, Jeremy	Special Teams Coordinator	2	2024-25
Steckel, Les	Quarterbacks/Receivers	4	1985-88
Stoltz, Jerry	Receivers	4	1969-72
Sumner, Charlie	Linebackers/Secondary	6	1973-78
	Defensive Coordinator/DBs	1	1990
Sunseri, Vinnie	Running Backs	3	2021-23
Sweatman, Mike	Special Teams	4	1993-96
Taseff, Carl	Defensive Backs	1	1964
Taylor, Dexter	Asst. Strength & Conditioning	2	2024-25
Tippett, Coby	Special Teams Assistant	1	2024
Trott, Bob	Defensive Backs	3	1993-95
Underwood, Tyquan	Assistant Wide Receivers	1	2024
Uyrus, Dave	Asst. Special Teams/DL	2	1991-92
Valek, Jim	Special Teams	3	1973-75
Van Pelt, Alex	Offensive Coordinator	1	2024
Ventrone, Ray	Assistant Special Teams	3	2015-17
Vrabel, Mike	Head Coach	1	2025
Waldron, Shane	Tight Ends	1	2009
Walker, DeWayne	Defensive Assistant/DBs	3	1998-00
Walker, Dick	Defensive Backs	1	1977
Walters, Steve	Defensive Backs	3	1982-84
	Wide Receivers	2	1997-98
Weaver, Larry	Defensive Backfield	4	1973-76
Weber, Chuck	Defensive Line/Backfield	4	1964-67
Weis, Charlie	Tight Ends	2	1993-94
	Running Backs	1	1995
	Wide Receivers	1	1996
	Offensive Coordinator/RBs	1	2000
	Offensive Coordinator/RBs/QBs	1	2001
	Offensive Coordinator/QBs	1	2002
	Offensive Coordinator	2	2003-04
West, Charlie	Defensive Backs	2	1991-92
Williams, Terrell	Defensive Coordinator	1	2025
Wilkins, Drew	Outside Linebackers	1	2024
Wilson, Kirby	Running Backs	3	1997-99
Woicik, Mike	Strength and Conditioning	11	2000-10
Wood, Richard	Receivers	2	1989-90
Yates, Billy	Assist. Offensive Line	3	2021-23
Yewcic, Tom	Offensive Backs/Sp Teams	3	1976-78
Young, Omar	Offensive Coaching Assistant	1	2024
Zampese, Ernie	Offensive Coordinator	2	1998-99

The coaches listed above are the all-time, full-time position coaches only

ELIOT **WOLF**

EXECUTIVE VICE PRESIDENT OF PLAYER PERSONNEL

SUPER BOWLS: 10

Eliot Wolf enters his seventh season with the Patriots after being hired in March 2020 and is entering his third season as executive vice president of player personnel after being named to the position on May 11, 2024.

In 2025, Wolf helped construct a roster that captured the AFC Championship at Denver with a 10-7 victory, giving the Patriots a bid to Super Bowl LX.

Wolf spent the 2022-23 seasons as director of scouting after he originally joined the Patriots as a scouting consultant in 2020.

Prior to New England, Wolf spent the 2018 and 2019 seasons as the Cleveland Browns' assistant general manager. Before to his time in Cleveland, Wolf spent 14 years in various roles with the Green Bay Packers.

During his time in Green Bay, the Packers earned 10 trips to the playoffs, seven NFC North division titles and a victory in Super Bowl XLV.

Wolf originally joined the Packers as a pro personnel assistant in 2004. He was promoted to assistant director of pro personnel in 2008. He spent 2011 as assistant director of player personnel before serving as director of pro personnel for three seasons (2012-14). Wolf was elevated to director of player personnel in 2015 and spent his final two seasons (2016-17) with the Packers as director of football operations. Wolf is the son of former Green Bay Packers general manager and 2015 Pro Football Hall of Fame inductee Ron Wolf.

He earned a B.A. in English from the University of Miami, where he served as a volunteer in the recruiting department from 2000-03, including for the 2001 NCAA National Championship team. He graduated in December 2003 after just three and a half years in order to begin his NFL career before the 2004 NFL Draft.

Wolf and his wife, Regan, have three daughters, Daisy, Liza and Sylvia.

RYAN **COWDEN**

VICE PRESIDENT OF PLAYER PERSONNEL

Ryan Cowden joined the Patriots in 2025 as the vice president of player personnel.

Cowden joined New England from the New York Giants, where he served as an executive advisor to general manager Joe Schoen for two seasons (2023-24). Prior to that, he spent seven seasons (2016-22) at the Tennessee Titans in a variety of roles, including vice president of player personnel and interim general manager. In his role as vice president of player personnel, Cowden oversaw all areas of Tennessee's scouting department, both college and pro, including advanced scouting, free agent preparation, and evaluation of players in the NFL and all other professional leagues. He also assisted with college scouting and preparation for the NFL Draft. During his tenure with the Titans, the team had six consecutive winning seasons, including four trips to the playoffs.

Cowden joined the Tennessee Titans after 16 years with the Carolina Panthers. He last held the title of assistant director of college scouting in Carolina, a role he had for two years. Prior to that role, he served as the team's national scout/senior college scout for two years (2012-14) and was a national scout from 2008 through the 2012 season.

Cowden started his NFL career in 2000 as a scouting assistant at the Carolina Panthers. He became an area scout in 2001 and was responsible for the southeast area from 2001-07. During his tenure in Carolina, the club won two NFC titles, five division crowns and advanced to the playoffs six times.

A native of Lebanon, Va., Cowden attended and played safety at Wofford College where he earned a degree in finance. He and his wife, Dana, have a son, Noah, and a daughter, London.

MATT **GROH**

VICE PRESIDENT OF FOOTBALL ADMINISTRATION

SUPER BOWLS: 14, 16, 18

Matt Groh enters his 16th season with the Patriots and his second as vice president of football administration. Groh spent three years as director of player personnel (2022-24) and was the college scouting director for the 2021 season. Prior to that, he served two years as a national scout (2019-20) and spent six years as an area scout (2013-18).

Groh joined the organization in July 2011 as a scouting assistant and served in that role for two seasons. Groh was a quarterback at Princeton University, where he graduated in 2003 with a psychology degree. He later earned a law degree from the University of Virginia in 2008.

A native of Hingham, Mass., Groh graduated from Chaminade High School on Long Island. Groh and his wife, Courtney, have a daughter, Emma, and a son, Ryan. His father, Al, and brother, Mike, are both long-time NFL coaches.



ALONZO **HIGHSMITH**

SENIOR PERSONNEL EXECUTIVE

Alonzo Highsmith enters his third season with the Patriots in 2025 as the senior personnel executive.

Highsmith most recently served as the General Manager of Football Operations for the University of Miami for the last two years (2022-23). Prior to his role at the University of Miami, he worked as the Senior Executive Advisor to the General Manager for the Seattle Seahawks (2020-22), Vice President of Personnel for the Cleveland Browns (2018-19), and spent 13 years in the personnel with Green Bay and six seasons as a Senior Personnel Executive for the Green Bay (2012-17).

Following his six-year playing career in the NFL as a running back, Highsmith amassed a 27-1-2 record over a four-year boxing career. Twenty three of his victories came by way of knockout.

Highsmith was drafted with the third overall pick in the 1986 NFL draft by the Houston Oilers and spent three seasons with the team (1987-89). He also played for the Dallas Cowboys (1990-91) and the Tampa Bay Buccaneers (1991-92).

As a freshman at the University of Miami, Highsmith was a member of the 1983 Hurricanes football team that claimed a national title. He was a three-year starter under head coach Jimmy Johnson, playing fullback.

Originally from Barstow, Fla., Highsmith attended Christopher Columbus High School. He earned All-American recognition for football, and also ran track and played basketball.



MIKE **ARONIAN**

SENIOR SOFTWARE ENGINEER

Michael Aronian enters his eighth season as a software engineer for the New England Patriots. Aronian joined the organization as an intern in November 2018 before joining the staff full time in April of 2019. Michael studied Mathematics at Salem State University. Prior to joining the Patriots, Michael worked with 4th and 5th grade students in special education at Bedford Public Schools. Michael was born and raised in Chelmsford, Mass., where he attended Chelmsford High School. He and his wife, Jennifer, have a daughter, Liana.

CASEY **BELONGIA**

NATIONAL SCOUT

Casey Belongia enters his third season with New England and second season as a national scout following the 2024 season covering the Midwest as an area scout.

He joined New England after 10 seasons with the Jacksonville Jaguars. He started with the Jaguars as a scouting intern in 2014, before serving as a scouting assistant for two seasons (2015-16). Belongia was a West Coast scout for Jacksonville for six seasons and served as a pro scout for the Jaguars in 2023. He spent seven seasons as an equipment assistant while in high school and college with the Green Bay Packers beginning in 2007.

Belongia graduated from St. Norbert College (De Pere, Wis.) in 2014. He and his wife, Megan, have two daughters, Hadley and Emersyn.

ALEX **BROOKS**

AREA SCOUT (SOUTHWEST)

SUPER BOWLS: 18

Alex Brooks enters his ninth season with the New England Patriots in 2026 and fifth as an area scout, responsible for the Southwest territory. He originally joined the Patriots as a scouting assistant in May 2018. Prior to joining the NFL ranks, Brooks spent the 2018 Spring Season at John Carroll University, serving as assistant DL/RB Coach. Prior to coaching, Brooks played at West Virginia University from 2013-2016. He was coached by Dana Holgorsen and was a member of the 10-3, 2016 team that made an appearance in the Russell Athletic Bowl. He graduated from West Virginia with a degree in Sports Psychology and a minor in Communications in May 2017. A native of Cleveland, Ohio, Brooks graduated from Mayfield High School in 2013 where he was a letterman in football and track.

EMILY **CAPPRINI**

SOFTWARE ENGINEER II

Emily Capprini enters her first season as software engineer ii after four seasons with the New England Patriots as a software engineer. She spent six months working as an intern in the department while she completed her degree.

Prior to New England, Capprini interned at Trinity College in the IT department and at Brown Brothers Harriman as a systems intern.

Capprini graduated from Trinity College in 2022 with a degree in computer science. She was also on the varsity swim team all four years.

A native of Norton, Mass., Capprini attended Norton High School.

MARQUIS **DICKERSON**

PRO SCOUT

PRONOUNCED MARKUS

Marquis Dickerson enters his fifth season with the Patriots and third season as a pro scout. Dickerson spent his first two seasons in New England as a scouting assistant. Prior to the Patriots, Dickerson spent the 2021 season as a Player Personnel Intern with the Green Bay Packers.

After playing along the Defensive Line at Notre Dame, Dickerson entered the private sector joining E&J Gallo Winery as a member of the Sales Leadership and Development program. During that time, he also served as DL Coach at Saint Peter's Prep in Jersey City, NJ from 2017-2021.

Dickerson, a native of Marianna, Ark., holds a BBA from Notre Dame's Mendoza College of Business and is married to former Notre Dame track athlete, Taylor.

MATT **EVANS**

ASSISTANT DIRECTOR OF COLLEGE SCOUTING

Matt Evans enters his second season in 2025 as assistant director of college scouting and 13th NFL season after joining New England during the 2021 offseason as a national scout. Prior to joining the Patriots, Evans spent seven seasons with the Washington Commanders.

Evans originally joined Washington in 2014 as a player personnel assistant. He transitioned into area scouting in 2015 and oversaw scouting operations in the Northeast region from 2015-18 and the Southeast region from 2019-20. In 2013, Evans participated in rookie minicamps with the New England Patriots and the Philadelphia Eagles after completing a collegiate playing career at the University of New Hampshire from 2008-12. Evans was a four-year linebacker at New Hampshire, posting a school-record 460 career tackles and becoming only the fifth player in UNH history to have his jersey number (No. 52) retired. The three-time Walter Camp All-American earned the Buck Buchanan Award, given annually to the most outstanding defensive player in the FCS, in 2011. He was inducted into the UNH Athletics Hall of Fame as part of the Class of 2018 and was inducted into the Thayer Academy (Braintree, Mass.) Sports Hall of Fame in 2023. Evans graduated with a bachelor's degree in business administration in December 2012. He is a native of Hanover, Mass. He and his wife, Tricia, have a son, Jackson, and a daughter, Avery.

SAM **FIORONI**

ASSISTANT DIRECTOR OF PRO PERSONNEL

Sam Fioroni enters his sixth season with the Patriots personnel department and third season as assistant director of pro personnel.

Fioroni joined the Patriots as a pro scout after completing his MBA from the University of Notre Dame, where he also worked for Notre Dame football's recruiting department. He previously worked for the Cleveland Browns, spending three seasons in various roles within their scouting department. Prior to his time with the Browns, Fioroni was the wide receivers coach at the University of Chicago, where he helped guide the Maroons to a conference championship.

Fioroni was a four-year letterman at Denison University, earning all-conference honors three times while setting the school record for all-purpose yards. He graduated from Denison in 2013 with a bachelor's degree in economics and was recently inducted into the DU Athletics Hall of Fame. He and his wife, Sarah, reside in Rhode Island.

ROBERT **HAINES**

AREA SCOUT (MIDWEST)

Robert Haines in his first season with New England after a 22-year career with the Carolina Panthers, having most recently served as a national scout (2022-24).

Haines started his career in the video department for the Panthers in 2002. He transitioned to a college scouting assistant in 2005 and then to a pro scouting assistant in 2007, where he was responsible for grading free agents and assisting with the pro scouting advance. He also served as a southeast area scout in 2011 and spent 11 years as the northeast area scout.

Haines graduated from East Carolina University, where he earned a bachelor's degree in communications with a concentration in media production. He graduated from Page High School in Greensboro, N.C.

Haines and his wife, Marcie, have twins, Eli and Madelyn, and another son, Jacob.



A.J. **HIGHSMITH**

DIRECTOR OF PRO PERSONNEL

AJ Highsmith begins his second season with the New England Patriots as director of pro personnel. He has 12 years of experience in the NFL.

He began his NFL career in 2014 with the San Francisco 49ers as a scouting assistant (2014-16) and then was promoted to a pro personnel scout, where he served from 2016 through the 2018 season. Highsmith then worked as a college scout for the Buffalo Bills in 2019 and served in that capacity until joining the Tennessee Titans as director of scouting in 2024, where he had pro and college scouting and salary cap responsibilities.

A quarterback and safety at the University of Miami from 2009-13, Highsmith saw action in 41 games with 11 starts and recorded 67 total tackles, 2 interceptions, 1 forced fumble, 1 fumble recovery and 1 sack. He earned his bachelor's degree in sport administration as well as a master of arts in liberal studies.

J.T. **HILL**

AREA SCOUT (SOUTHEAST)

J.T. Hill enters his fifth season with New England after a brief stint with Temple University as director of player personnel.

Hill joined Temple after one season as director of recruitment/player personnel and pro liaison at Florida International.

Prior to FIU, Hill spent the 2020 season at Tennessee as the assistant director of player personnel. Hill also spent the 2019 season with the Miami Dolphins as a scouting assistant.

A native of Centre, Ala., Hill spent 2016-2019 on staff at Alabama as a recruiting specialist, helping the Crimson Tide to not only the 2017 National Championship but also the No. 1 ranked recruiting class in 2017 and 2019. He received his bachelor's degree in chemical engineering from Alabama.

TUCKER **INGRAHAM**

NATIONAL SCOUT (CENTRAL)

SUPER BOWLS: 18

Tucker Ingraham enters his 10th season with the New England Patriots and his sixth as a national scout after two years as an area scout. Ingraham joined the organization in May of 2017 as a scouting assistant. He spent four summers as a football operations intern, from 2013 to 2016, assisting with the team's training camp operations, team travel and day-to-day logistical needs of players and staff. Ingraham joined the Patriots full-time after graduating from Wesleyan University in 2017, where he served as a student assistant on the coaching staff and graduated with a degree in American Government. A native of Northport, N.Y., Ingraham graduated from Northport High School in 2013, where he was a letterman in ice hockey.

TONY **KINKELA**

DIRECTOR OF COLLEGE SCOUTING

SUPER BOWLS: 20

Tony Kinkela enters his second season as director of college scouting following three seasons working as an area scout. He originally joined the Patriots in 2022 after spending 13 seasons with the Tampa Bay Buccaneers, including 11 years as an area scout. He originally joined Tampa Bay as a combine scout, focusing on the NFL Combine and working with the NFL in selecting invitees to the annual event.

Prior to joining Tampa Bay, he spent three seasons as the director of football operations for the Tulane Green Wave (2006-08).

During the 2004 and 2005 campaigns, Kinkela was the assistant director of football operations at Washington State. He also served as the assistant recruiting coordinator during the same period, coordinating on-campus official and unofficial visits and oversaw the recruiting film system. As a member of the Cougar's staff, Kinkela was a part of Washington State's 2003 Rose Bowl and Holiday Bowl teams, and the 2001 Sun Bowl squad.

As a student at Washington State, Kinkela served as a student assistant for the football team from 2001 through 2004 and was a student representative for the NCAA Peer Review Board. A native of Graham, Wash., he received his bachelor's degree in sports management in 2004 and his master's degree in education administration in 2011 from Washington State. Kinkela and his wife, Merilee, have a son, Koen, and a daughter, Kenley.

BOB **KRONENBERG**

PRO SCOUT

Bob Kronenberg enters his third season with New England as a pro scout. He most recently served as an assistant offensive line coach with Atlanta (2019-20) after serving as an area scout with the Falcons from 2012-18.

Kronenberg spent seven seasons with the Georgia Force of the AFL serving as the assistant head coach and defensive coordinator from 2003-08. In 2005, the Force defense topped the League in touchdown passes against (67) while the team made an Arena Bowl appearance.

Prior to joining the Force staff, he served as an assistant coach with the Nashville Kats of the AFL in 2001.

Kronenberg attended St. Cloud State (Minn.) and was a standout in football and track. Following his graduation, he was signed as a rookie free agent by the Tampa Bay Buccaneers in 1993. Kronenberg's playing career also included four seasons in NFL Europe, three years in the Canadian Football League and a training camp appearance with the Washington Redskins in 1998.

BEN LANGFORD
SCOUTING ASSISTANT

Ben Langford joined New England as a scouting assistant in the spring of 2025 after serving as a linebackers coach and co-special teams coordinator for the New Mexico Highlands football team in 2024. Prior to holding that position, he was the special teams coordinator and wide receivers coach for the Fehérvár Enthroners of the European League of Football.

Langford served in the United States Army from 2019-2023 where he was stationed at Fort Bragg in North Carolina. During his time in the armed forces, he served in Poland as an Airdrop specialist. He joined as an infantryman in the military and was selected for the special forces Q-Course.

Prior to that, he served as a graduate assistant for two years (2016-2017) and as a full-time coach (2018-2019) for a season for the Eastern New Mexico football program. With the Greyhounds, he oversaw the linebackers, running backs, and wide receivers. He helped the staff execute game plans and organize various clinics and camps. On top of his coaching duties, he pursued a masters degree in sports management.

Langford played collegiately for Eastern New Mexico where he was a two-time second team All-Lone Star Conference honoree and was named a preseason All-American in 2014. A native of Ottoville, American Samoa, Langford was named the MVP of the 2012 World Bowl and spent two seasons at New Mexico Military Institute before moving to ENMU. He graduated from Kanana Fou High School in American Samoa.

He earned a bachelor's degree in health and physical education from Eastern New Mexico in 2015 and finished the master's program in 2018.

CAM MCCORMICK
SCOUTING ASSISTANT

Cam McCormick enters his second season with New England as a scouting assistant. He joined the Patriots after playing tight end for seven seasons at Oregon (2016-22) and two seasons at Miami (2023-24). After suffering four season-ending injuries during his career, McCormick earned the 2022 Capital One Orange Bowl FWAA Courage Award, given to the player who best displays courage on and off the field.

Before finishing his playing career at Miami, McCormick earned both undergraduate and graduate degrees from Oregon.

JOE MCDONALD
SENIOR ANALYST

Joe McDonald joined the Patriots as senior analyst in 2024. He previously served as the director of baseball analytics for the Boston Red Sox from 2018-24.

In his role with the Red Sox, McDonald oversaw a department of 20 analysts across player acquisition, player development, major league strategy and sports science. McDonald worked with the Red Sox for over 10 years, starting as a baseball operations intern (2013-14) and then working as a baseball operations analyst from 2014-18. A graduate of Boston College, he was a baseball operations intern for the New York Yankees from 2011-12 and an amateur scouting intern for the Detroit Tigers in 2012.

JOE MCDONALD
SCOUTING ASSISTANT

Joe McDonald begins his second season with New England as a scouting assistant. He joined the Patriots after spending three seasons (2022-24) at Tufts University. He served as an offensive assistant in 2022, a running backs and tight ends coach in 2023 and a defensive line and recruiting coordinator in 2024. A 2018 graduate of Salve Regina University, McDonald was a first team All-Commonwealth Coast Conference selection as an offensive lineman for the Seahawks.

A native of Braintree, Mass., and Boston College High graduate, McDonald has a master's degree in sport management from the University of Florida.

RICHARD **MILLER**

DIRECTOR OF RESEARCH

SUPER BOWLS: 01, 03, 04, 14, 16, 18

Richard Miller is in his 31st season with the Patriots. Miller joined the Patriots as player compensation analyst in March 1996 and was promoted to director of research in 2001. Miller is responsible for managing the Patriots salary cap and player costs; player contract research and statistical trends; financial and strategic planning; and assisting the personnel department with draft, free agency and game advance analytics. A native of Hortonville, Wisconsin, Miller graduated from Carroll University with a bachelor's degree in finance and economics in 1993 and from Brandeis University with a master's degree in international economics in 1996. Miller also matriculated at Aberystwyth University in Wales and the National University of Singapore. Miller resides in Franklin, Mass., with his wife, Sharon, and two sons, Colin and Joshua.

MAX **MULITZ**

PERSONNEL ANALYTICS COORDINATOR

Max Mulitz enters his second season with the New England Patriots as personnel analytics coordinator after being hired in June of 2025. He came to New England with NFL experience in game theory, decision theory, and data research.

Prior to joining the Patriots, Mulitz worked as a manager of coaching analytics and later a director of coaching analytics with the with the Miami Dolphins, where he spent eight seasons. Before arriving in Miami, Mulitz spent one season with the Philadelphia Eagles as an intern in the data research department. Prior entering the NFL, Mulitz graduated from Brown University with a degree in mathematical economics. He also obtained a masters degree in data science from George Washington University.

A.J. **RICHARDSON**

PRO SCOUT

A.J. Richardson enters his first season as a pro scout after two years as a scouting assistant.

Richardson joined the Patriots from the University of Missouri. Richardson played college football at Boise State and was signed by the Arizona Cardinals as a rookie free agent in 2019 and spent two seasons with the Cardinals on the practice squad. He also played for the Michigan Panthers of the USFL in 2022.

Richardson is a native of Lomita, Calif. and played football at Narbonne High School.

KEITHEN **SHEPARD**

FOOTBALL RESEARCH AND DEVELOPMENT ANALYST

Keithen Shepard enters his first year as football research and development analyst after four seasons with the Patriots as a data engineer. He first began working with the team in January 2022 while finishing his studies.

Shepard graduated with a degree in computer science from MIT in 2021. He continued his studies and completed a master's degree in engineering at his alma mater in 2022. During his time with MIT, Shepard played wide receiver for the Engineers.

A native of Vancouver, Wash., Shepard previously held an internship at Amazon in Software Development.

LANDON **SIMPSON**

AREA SCOUT (WEST)

Landon Simpson enters his third season with New England and second as an area scout (West) following a season as a scouting assistant. He joined the Patriots after two seasons with the University of Miami as a coordinator of player personnel/head coach recruiting analyst.

Prior to that position, he served as the recruiting coordinator for football at Texas State University. Simpson worked as a coaches video intern and a player personnel intern while a student at Texas A&M from 2019 through 2022.

He graduated with a degree in sports management from Texas A&M.

BRIAN **SMITH**

PERSONNEL COORDINATOR

SUPER BOWLS: 01, 03, 04, 14, 16, 18

Brian Smith is in his sixth season as a personnel coordinator after nine seasons as a college scouting coordinator and two seasons as the assistant director of college scouting. He spent six seasons as a pro scout for the Patriots and has served in a number of roles for the team since 2000. In 2006, he served as a special assignment scout for the Patriots. From 2004-05, Smith served as the Patriots director of operations, handling the logistical coordination of the team's football operations, including team travel and training camp operations, as well as various day-to-day logistical needs of players and staff. He originally joined the Patriots in 2000 and assisted the coaching staff for four seasons from 2000 through 2003. The Marathon, Fla., native is a Providence College graduate and also attended Davidson (N.C.) College, where he played football. He is a graduate of Phillips Academy in Andover, Mass., where he lettered in football. Smith and his wife, Carrie, were married in 2009. They have two children - a son, Thomas, and a daughter, Delia Grace.

BRYSON **SPEAS**

AREA SCOUT (NORTHEAST)

Bryson Speas enters his second season as an area scout (Northeast) following two seasons as a scouting assistant since joining the Patriots in 2023.

Speas played five seasons on the offensive line at North Carolina State where he was team captain and four-year starter. He graduated with a degree in psychology in December of 2021.

Speas is originally from Greensboro, N.C. He and his wife, Kendall have a dog named Hendrix.

COURTNEY **WEINER**

SCOUTING ADMINISTRATION COORDINATOR

Courtney Weiner enters her first season as scouting administration coordinator with the Patriots.

Weiner comes to New England after most recently serving as director of football and recruiting operations for Navy Football for three years. In that role, she oversaw, coordinated and facilitated all on-campus recruiting efforts for the team. She was also responsible for assisting the chief of staff with day-to-day team operations, events and travel. Weiner held the title of Navy's NFL Liaison, which required her to facilitate campus visits and information sessions for NFL scouts and guide Navy's NFL prospects through the draft process.

She earned her master's degree in sports management from Columbia University in May of 2023, where she was director of on-campus recruiting at Columbia Football for a year after nine months as a recruiting assistant.

A native of Stoughton, Mass., Weiner graduated from Elon University in 2021 with a bachelor's degree in journalism. While at Elon, she was a recruiting and operations assistant for Elon Football, as well as an active member of Elon News Network.

RICHIE **ARMAND**

DIRECTOR OF PLAYER ENGAGEMENT

SUPER BOWLS: 18

Richard Armand enters his 10th season overall with the New England Patriots and eighth in football operations after two seasons as an equipment assistant. Armand attended Gordon College where he played basketball and tennis. He graduated in 2016 with a bachelor's degree in English and middle school education.

Armand grew up in Hempstead, N.Y. and graduated from the Stony Brook School in 2012.

BRIANNA **AVEDISIAN**

IT MANAGER, FOOTBALL OPERATIONS

Brianna Avedisian joined the New England Patriots in 2025 as IT manager, football operations. She joined the team after spending two years with the Nashville Soccer Club as an IT support engineer and director, office and business systems.

Prior to her time in Nashville, Avedisian spent four years with the Miami Dolphins in several help desk support roles. She also spent an additional four years with the Buffalo Bills as a support specialist.

She received her bachelor's degree in psychology from the University of Michigan. In addition, Avedisian received her masters of business administration (MBA) from Belmont University.

BOBBY **BROWN**

DIRECTOR OF FOOTBALL OPERATIONS

SUPER BOWLS: 16, 18

Bobby Brown enters his 10th overall season with the Patriots. He returned to New England in 2024 as director of football operations after spending a season at the Houston Texans as the associate director of football administration.

In Brown's first stint with the Patriots, he spent three seasons as associate director of football administration and three seasons as a football operations assistant. Brown initially joined the organization as an equipment intern in 2016.

The Malden, Mass., native majored in recreation sport and wellness as an undergrad at Gordon College before completing his master's degree in leadership and administration with a focus in sports leadership from Boston College. While earning his master's degree at B.C., Brown worked for the football team for two seasons. Brown's brother, Andrew, is the senior director of football administration for the Houston Texans. Brown and his wife, Kelsey, have one daughter, Georgia, and one son, Kyler.

SARAH **JACKSON**

FOOTBALL OPERATIONS/TEAM LOGISTICS COORDINATOR

Sarah Jackson enters her first season as football operations/team logistics coordinator after two seasons with the Patriots as a football operations assistant.

Prior to the Patriots, Jackson spent two seasons in football operations at the Indianapolis Colts (2022-23). She spent the 2021 season as an assistant to athletics administration at the University of Virginia.

Jackson was a football operations intern at the Kansas City Chiefs in 2021 and was a residential mentor at IMG Academy from 2020-21.

Jackson attended the University of Delaware, earning bachelor's degrees in sports management and business management. While studying, she worked in operations with the football team. During the 2019 season, Jackson spent training camp with the Patriots as a football operations intern.

JAMES **MITCHELL**

DIRECTOR OF PLAYER DEVELOPMENT

James Mitchell joined the Patriots in 2025 as director of player development.

Mitchell joined New England from the Tennessee Titans where he served in the same role for seven seasons from 2018-24. Prior to Tennessee, Mitchell worked at Duke University as the Director of Football Development from 2009-18. He spent six years at the University of Tennessee as the team chaplain for the football, men's basketball and women's basketball programs (2003-09).

In addition, he worked as a national director for Pro Athletes Outreach, where he worked with both the NFL and Major League Baseball. During this time, he also served as the team chaplain for the Tennessee Oilers (1997-99).

Mitchell's other professional experience includes a stint as an area representative for the Fellowship of Athletes in Nashville, Tenn. and service as a pastor of college/career at Antioch Bible Church, where he was the director of youth departments while working as the chaplain for the men's basketball and women's volleyball teams at the University of Washington.

Mitchell also has 14 seasons of collegiate coaching experience (1983-96), at Central Arkansas, Arkansas, Southwest Baptist, Savannah State, Arkansas-Pine Bluff and Tennessee State.

Mitchell graduated from Central Arkansas in 1984 with a degree in physical education and received a master's degree in education from Southwest Baptist. He also attended East Central Community College in Decatur, Miss. He is a graduate of Hickory High School in Hickory, Miss. and is a life member of the Kappa Alpha Psi Fraternity. Mitchell and his wife, Valerie, have three daughters, Asyia, Ashley and Andrea, and two son-in-laws, Darnell Pride and Matt Robertson. Mitchell and his wife have five grandchildren.

HALLE **ROSS**

FAMILY SERVICES AND FOOTBALL ENGAGEMENT COORDINATOR

Halle Ross enters her third season as family services and football engagement coordinator in 2026.

As a graduate internship from 2023-24, Ross worked as a foundation intern for the Boston Bruins where she frequently worked with alumni and coordinated events. She was also a recruiting and operations graduate assistant at Boston College.

A native of East Bridgewater, Mass., Ross graduated with honors from Bryant University with a degree in communications. She earned a master's degree in sports administration from Boston College.

HUNTER **WILLIAMS**

COORDINATOR, FOOTBALL OPERATIONS/ TEAM LOGISTICS

Hunter Williams enters his third season with the Patriots in 2025 as a football operations/team logistics coordinator.

Prior to the Patriots, Williams served as the director of football operations at Brown University. He held the same role at Hampton University (2018-22). At Hampton, he also served as the program's NFL Pro Liaison. In addition, he was a defense quality control coordinator (2017-18) and student assistant coach (2014-16) at East Carolina University, working with linebackers and the secondary primarily.

Williams graduated from East Carolina University with a bachelor's degree in business management and a master's degree in sports management.

JIM **WHALEN**

VP OF SPORTS MEDICINE & PERFORMANCE/HEAD ATHLETIC TRAINER

SUPER BOWLS: 03, 04, 14, 16, 18

Jim Whalen enters his third season as vice president of sports medicine and performance/head athletic trainer in 2026. The promotion came following 22 years as the team's head athletic trainer. He supervises the evaluation and care of injuries and the treatment and rehabilitation of all players.

He began his professional career as an assistant athletic trainer for the Patriots in 1992 and 1993. In 1994, he accepted a position as the assistant athletic trainer at the University of Miami, a position he held for three years. In 1997, he was named the director of sports medicine at Kansas State. In 2000 and 2001, he served as the director of rehabilitation for the Tampa Bay Buccaneers.

In February 2019, the NFL Physicians Society honored Whalen with the Fain Cain Memorial Award for Outstanding NFL Athletic Trainer of the Year.

In 2016, Whalen and his athletic training staff earned NFL Athletic Training Staff of the Year from the Professional Football Athletic Trainers' Society (PFATS). In 2017, Whalen and his staff were awarded the Athletic Trainers of the Year Award by the Athletic Trainers of Massachusetts (ATOM).

Whalen graduated from Bridgewater State College in 1993 with a degree in physical education and earned his master's degree in sports medicine from Miami in 1996. Jim and his wife, Rene, have three children, Courtney, Ryan and Jaclyn.

MICHAEL **AKINBOLA**

DIRECTOR OF REHABILITATION/PHYSICAL THERAPIST/ATHLETIC TRAINER

SUPER BOWLS: 16, 18

Michael Akinbola enters his 11th season with New England and third as director of rehabilitation. He joined the Patriots athletic training staff as a physical therapist in the summer of 2016. He assists with physical therapy and player rehabilitation, as well as working with the sports medicine, athletic training and strength & conditioning staffs on various aspects of the club's training program.

Prior to joining the Patriots, Akinbola worked as an athletic training intern for the Indianapolis Colts. He received his bachelor's degree in Sports Medicine from DePauw University in Indiana before earning his doctor of physical therapy (DPT) degree from the University of Delaware. He then completed a 14-month intensive sports residency program at the University of Delaware, acquiring his board certification as a sports clinical specialist (SCS) and earned his master's degree in athletic training from Bridgewater State University.

In 2016, Akinbola and the rest of the athletic training staff earned NFL Athletic Training Staff of the Year from the Professional Football Athletic Trainers' Society (PFATS). In 2017, Akinbola and the staff earned the Athletic Trainers of the Year Award by the Athletic Trainers of Massachusetts. Akinbola is also a certified strength & conditioning specialist (CSCS).

MIKE **BAUM**

ASSOCIATE HEAD ATHLETIC TRAINER

Mike Baum enters his third season with the Patriots after re-joining the team in 2024 as associate head athletic trainer.

Prior to New England, Baum served eight seasons as an assistant athletic trainer at the New York Giants (2016-24). He spent three seasons in the same role at Texas Christian University from 2012-16. Baum had his first stint in New England as an athletic training intern for the 2012 season.

Baum got his career start working as a summer intern for the Buffalo Bills in 2009. Following this, he worked as a graduate assistant athletic trainer at the University of North Carolina.

Baum graduated from Boston University with a bachelor's degree in athletic training and earned a master's degree in exercise and sports science at the University of North Carolina at Chapel Hill. He and his wife, Sarah, have two children, Emma and Daniel.

MIKE **CURTIN**

PHYSICAL THERAPIST

Mike Curtin enters his first season as a full-time physical therapist in 2026 after serving as a seasonal associate with the Patriots in 2025.

Prior to New England, Curtin worked as a sports physical therapy resident as he completed his residency at Ohio State. Through almost two years with the Buckeyes, Curtin worked mainly with the football and rugby teams as he treated teams across the entire athletic department. Curtin also worked as a physical therapy intern for Exos in the spring of 2023.

Curtin also has six years of experience as a strength and conditioning coach, holding positions with Cressey Sports Performance (2020-23) and Unified Health and Performance (2017-23).

A Massachusetts native, Curtin graduated from Stonehill College in 2020 and earned his doctorate of physical therapy from Boston University in 2023. He is a sports certified specialist (SCS) by the American Physical Therapy Association and a certified strength and conditioning specialist (CSCS) by the National Strength and Conditioning Association.

Curtin is married to his wife, Olivia.

SAMANTHA **DAUPHINEE**

ASSISTANT SPORTS DIETITIAN

Samantha Dauphinee enters her sixth year as an assistant dietitian with the New England Patriots. Dauphinee is a registered and licensed dietitian and board-certified specialist in sports dietetics.

Prior to joining the Patriots nutrition staff, she assisted sports nutrition departments at Boston College and Purdue University. In 2018, Dauphinee earned a bachelor's degree in biology from Boston College and in 2020, earned a master's degree in exercise physiology with a concentration in nutrition from Purdue University. While at Purdue, she conducted graduate research in both nutrition and exercise physiology.

Dauphinee is a native of East Windsor, Conn.

MICHAEL **GEIGER**

PHYSICAL THERAPIST

Michael Geiger enters his third season with New England as a physical therapist after joining the Patriots athletic training staff in 2024.

Prior to joining the Patriots, Geiger worked as a physical therapist at the Boston Sports Performance Center. While at the Boston Sports Performance Center, Geiger also served as a physical therapist for the Boston Fleet. In addition, he spent five years at Boston Sports Medicine in a variety of roles from clinic director to senior staff physical therapist. Geiger also spent three years at Spaulding Rehabilitation Hospital as a physical therapist.

He received his bachelor's degree in Exercise Science from the University of Connecticut before earning his doctorate of physical therapy (DPT) degree from Connecticut immediately after his undergraduate years.

Geiger is an orthopaedic certified specialist (OCS) and a certified vestibular and concussion therapist.

ZACH **GERBER**

PHYSICAL THERAPIST/ ATHLETIC TRAINER - COORDINATOR OF REHABILITATION

Zach Gerber was hired by the New England Patriots as an assistant athletic trainer/physical therapist in the summer of 2021.

Gerber joined the Patriots after working in outpatient orthopedics as a physical therapist and clinic director since 2016. Prior to that position, he worked with the Oklahoma City Thunder during the 2015-16 season, serving as a sports performance specialist intern.

Gerber earned his bachelor's degree in athletic training from the College of Mount St. Joseph in 2012 and his Doctor of Physical Therapy from University of Dayton in 2016.

He is a board certified orthopedic clinical specialist and a certified comprehensive manual therapist.

Gerber played football at the College of Mount St. Joseph and is a native of Payne, Ohio.

MATT **GORBY**

ASSOCIATE ATHLETIC TRAINER

Matthew Gorby returned to the Patriots in 2024 following three seasons working as an assistant athletic trainer for the University of Alabama.

Prior to Alabama, Gorby spent time (2020-21) at Mississippi State University in the same role after working as a seasonal athletic trainer for the Patriots in 2019-20.

Gorby earned a master of science in workforce education leadership at Mississippi State and completed a bachelor of science in athletic training from the University of Kansas.



TED **HARPER**

HEAD SPORTS DIETITIAN

SUPER BOWLS: 14, 16, 18

Ted Harper is in his 15th season as a registered and licensed sports dietitian/nutritionist with the New England Patriots. He joined the Patriots after working for a contracting company supporting Special Operations Command (SOCOM) by providing performance nutrition services. Before training special operations soldiers, he was strength training and nutritionally supporting Olympic speedskaters for the United States Olympic Speedskating Team in preparation for the 2010 Winter Olympic Games and nutritionally assisting collegiate athletes at the University of Utah.

Harper earned a dual bachelor's degree from Purdue University in dietetics and nutrition, fitness and health. He also earned a dual master's degree from the University of Utah in exercise sport science and sports nutrition. He is a board certified specialist in sports dietetics (CSSD).

STEPHEN **JACON**

ASSISTANT ATHLETIC TRAINER

Stephen Jacon joined the Patriots as an assistant athletic trainer in 2022.

He graduated from the University of Georgia and earned his master's degree at the University of Houston in Sport and Fitness Administration/Management. Jacon worked in athletic training at both Georgia and Houston, as well as completing a summer athletic training internship with the Atlanta Falcons.

Prior to joining the Patriots, Stephen spent a season as an athletic training fellow at Duke.

PRESTON **ROGERS**

HEAD EQUIPMENT MANAGER

Preston "Stick" Rogers enters his sixth season as the head equipment manager after spending four years as the head equipment manager for Mississippi State.

A two-time Mississippi State graduate, Rogers worked in the Bulldogs equipment room for eight years. He began as a student and later as a graduate assistant working exclusively with the football program. Rogers graduated from Mississippi State in 2011 with a bachelor's degree in interdisciplinary studies and in 2013 with a master's degree in community college leadership.

After an internship with the Indianapolis Colts and a position as an assistant at the University of Miami Athletics staff in March 2014, Rogers served as the head equipment manager for North Colorado before returning to Mississippi State.

He is a certified member of the Athletic Equipment Manager Association (AEMA) and Professional Football Equipment Manager Society (PFEMS).

MARLON **BRIGGS JR.**

EQUIPMENT ASSISTANT

Marlon Briggs Jr. enters his first season with the Patriots in 2026 as an equipment assistant after spending the 2025 season as an intern.

Prior to the Patriots, Briggs served as a graduate assistant academic counselor for Arkansas men's and women's basketball, women's soccer and women's tennis teams for the 2024-25 school year. He also completed a two-year internship with the Razorback Football Player Development Department (2023-25) and was a student football equipment manager throughout his undergraduate tenure at Arkansas.

Briggs graduated from Arkansas with a bachelor's and master's in sports management. During his studies, he was a member of the Black Alumni Scholar and the Academic Enrichment Program. His past honors include being named GoldTrap Boys & Girls Club Youth of the Year and Arkansas Youth of the Year by the Boys & Girls Club of America.

Briggs actively serves his community by volunteering with Susan G. Komen Breast Cancer Awareness, Habitat for Humanity and The Humane Society. He is also an active member of The House of Restoration Church and the youngest of three siblings.

ALEX **CRONIN**

EQUIPMENT ASSISTANT

Alex Cronin enters his third full season as an equipment assistant with the Patriots after serving as an intern in 2023.

A native of Marlborough, Mass., Cronin graduated the University of South Carolina in 2020 with a degree in sport and entertainment management. He worked for three seasons with the South Carolina football team as a student manager.

DALVIN **JONES**

EQUIPMENT COORDINATOR

Dalvin Jones enters his first season as equipment coordinator after three seasons with the New England Patriots as an equipment assistant.

Jones joined the Patriots after spending four seasons as the director of football equipment operations at the University of Cincinnati. Prior to that, he was the equipment manager at Eastern Kentucky University, director of football athletic equipment at Murray State University, assistant football equipment coordinator at Davidson College and was an equipment assistant with the Chicago Bears.

A native of Belleville, Mich., Jones graduated from Eastern Michigan University with a degree in sport management. After earning his degree, Jones had an internship with the San Francisco 49ers. He is a certified member of the Athletic Equipment Manager Association (AEMA) since 2012 and Professional Football Equipment Manager Society (PFEMS).



JOSH **MICHELS**

ASSISTANT EQUIPMENT MANAGER, FOOTBALL OPERATIONS

Josh Michels enters his first season as assistant equipment manager, football operations. He elevates to this role after five seasons with the New England Patriots as an equipment assistant.

A native of Brockport, N.Y., Michels started his career as a student assistant in the equipment department at St. John Fisher College, where he graduated in 2019. During this time there he also was a two-year starter as a quarterback for their football team.

He spent the summer of 2018 as an equipment intern with the Buffalo Bills and two seasons (2020-2021) as the head equipment manager with Wagner College, while working towards his MBA.

BEN **SCHENONE**

ASSISTANT EQUIPMENT MANAGER

Ben Schenone enters his sixth season with the Patriots in 2026 as an assistant equipment manager after spending three years at UConn in the equipment room.

Schenone began at UConn as an assistant equipment manager before being promoted to director of football equipment for the 2020 season. Prior to UConn, Schenone held internships with the Oakland Raiders, Miami Dolphins and Indianapolis Colts.

Schenone attended Arizona, where he played lacrosse before graduating with a bachelor's degree in political science and government. He later earned a master's degree in sports management at the University of San Francisco. Schenone is a native of Piedmont, Calif., and he is a certified member of the Athletic Equipment Manager Association (AEMA) and Professional Football Equipment Manager Society (PFEMS).

Schenone and his wife, Haley, have two dogs, Hoosier and Rocco.

TEDDY **CIOPER**

CO-DIRECTOR OF VIDEO

SUPER BOWLS: 14, 16, 18

Teddy Cioper is entering his 17th season with the New England Patriots video department and his third season as Co-Director of Video.

His main responsibilities are to manage the daily operations of the video department. The role includes overseeing and managing the video network, coordinating the filming and editing of practice and games and assisting coaches, players and scouts in all video technology.

Cioper graduated from Emerson College in 2008, where he received his bachelor of arts degree in TV/video.

Teddy and wife, Jillian, have three sons, Bennett, Oliver and Harrison. The Cioper family resides in New Bedford, Mass.

JARED **RITA**

CO-DIRECTOR OF VIDEO

SUPER BOWLS: 14, 16, 18

After interning in 2007 and part of the 2008 season, Jared Rita was hired to a full-time position in 2009 as a video assistant for the Patriots. In 2026, he enters his third season as Co-Director of Video.

His main responsibilities are to manage video operations, including equipment and staff. The role includes management, function and modernization of all video technology, systems and equipment as well as filming games and practices.

Rita graduated from the New England Institute of Technology in Warwick, R.I. in 2009, where he received his bachelor's degree in digital recording arts. Jared and wife, Hannah, married in 2018 and reside in Walpole, Mass., with daughters, Grace and Emma, and a son, Spencer.

BEN **CLARK**

VIDEO ASSISTANT

Ben Clark enters his fifth season as a video assistant. Clark interned in the video department from 2015 through the 2018 season while still a student at Stonehill College and then was hired as a full time assistant before the 2021 season.

After graduating with a bachelor's degree in health science in 2019, he worked in the Emergency department at St. Luke's Hospital in New Bedford, Mass., working as a frontline healthcare worker in the emergency room for two years. In addition to his work in the hospital, he worked as an NFL still photo technician from 2018 through 2021, attending home Patriots games and working with the Microsoft Surface tablets on the sidelines and in the coaching booth.

Clark is married to his wife, Maegan.



SHANE **DALY**

VIDEO ASSISTANT

Shane Daly works in the video department as a video assistant. Shane joined the team prior to the 2022 season.

Shane went to Framingham State University and graduated with his degree in business in 2019 and his master's in business administration in 2021. While at Framingham State, Shane had various roles with the football program as a student assistant, a graduate assistant and football operations/video director.

Shane, originally from Foxboro, now resides in town with his wife, Julia, and their son, William.

KATE **FRIES**

VIDEO ASSISTANT

Kate Fries enters her third season with New England as a video assistant.

Fries joins the Patriots after interning with the Carolina Panthers from May of 2023 through April of 2024. After graduating from Ole Miss with a degree in business administration and a minor in sports management, Fries first professional experience was interning with the Texas Rangers in premium services.

A native of Jackson, Mich., Fries worked in the video department with the Ole Miss football team while a student.

PATRIOTS FANS DESERVE

PEPSI

OFFICIAL SOFT DRINK OF THE NEW ENGLAND PATRIOTS

PEPSI and the Pepsi Globe are registered trademarks of PepsiCo, Inc.

2026 PLAYERS

Christian Gonzalez
2026 Pro Bowl

PRONUNCIATIONS AND QR CODE INSTRUCTIONS

QR CODE INSTRUCTIONS

The QR codes are an addition to the media guide allowing readers to scan a QR code and access up-to-date information on patriots.com and the Patriots media website. Each player has an active QR code which will lead you to their updated statistics on their player page. To access the links from your phone, go to the camera app and hover over the QR code. This will bring up a link that you will be able to click on and it will direct you to their updated stats. If viewing online, click on the QR code.

The instructions above are also applicable to the feature stories and video feature QR codes.

PRONUNCIATIONS

To ensure the correct pronunciation of a players name, click or scan on the QR Code to access the pronunciations page on our media site. From here, you can select either an audio or video file of the player pronouncing their name.

ONLINE MEDIA GUIDE

The Patriots online media guide is updated on a weekly basis. To view the up-to-date media guide, click or scan on the QR Code to access the online guide.

MEDIA SITE

Click or scan on the QR Code to access the Patriots Media Site.

CREDENTIALS

To apply for game credentials, please have your assignment manager apply by emailing Julia Palin at jpalin@patriots.com.

TANNER **ARKIN**

84 | TIGHT END

HT: 6-4 | **WT:** 262 | **Born:** 7/7/2003 | **Exp. (NFL/Patriots):** Rookie
GP/GS (Playoffs): 1/0 (0/0) | **Acq:** FA-26
College: Illinois | **Hometown:** Fort Collins, Colo.

CAREER TRANSACTIONS

Tanner Arkin was signed by the New England Patriots as a rookie free agent on May 8, 2026.

SEASONAL REVIEWS

2026 (1/0)

- Made his NFL debut at Seattle (9/9), playing on the kickoff return team in the second half.

COLLEGE

- Appeared in 53 games in two years at Colorado State (2021-22) and three years at Illinois (2023-25). Finished with 45 receptions for 351 yards and 6 touchdowns.
- Team captain for Illinois in 2024 and 2025.
- Second most career starts by a tight end in Illinois history (29), trailing only Matt Cushing, (36 from 1994-97) and one spot ahead of Illinois AD Josh Whitman (26 from 1997-2000).

UPDATED STATISTICS

Click or scan on the QR Code to access updated statistical information.

PERSONAL

- Graduated from Illinois in May 2025 with a degree in kinesiology.
- Son of Grady and Veronica Arkin.
- Has two siblings, Owen and Carmen.
- Also played basketball and ran track in high school.

JULIAN **ASHBY**

47 | LONG SNAPPER

HT: 6-1 | **WT:** 231 | **Born:** 7/8/2002 | **Exp. (NFL/Patriots):** 2/2
GP/GS (Playoffs): 18/0 (4/0) | **Acq:** D7b-25 (251st)
College: Vanderbilt **Hometown:** Lilburn, Ga.

CAREER TRANSACTIONS

Julian Ashby was drafted by the New England Patriots in the seventh round (251st overall) of the 2025 NFL Draft.

SEASONAL REVIEWS

2026 (1/0)

- Serves as the long snapper on punts and field goals.

2025 (17/0, 4/0)

- Served as the long snapper on punts and field goals.
- Made his NFL debut vs. Las Vegas (9/7).
- Snapped for the game-winning 52-yard field goal converted by K Andy Borregales on Sunday Night Football at Buffalo (10/5).
- Had three special teams tackles: one vs. Atlanta (11/2) on a fourth quarter punt, one at Baltimore (12/21) on a third quarter punt and an assist vs. Miami (1/4/26).
- Assisted on a special teams tackle in the AFC Championship Game at Denver (1/25/26).

COLLEGE

- Competed in 13 games in his lone season at Vanderbilt (2024) after four seasons at Furman (2020-23), where he played in 44 games. In his collegiate career, he made 477 snaps and recorded 15 tackles (6 solo).
- In 2024, he was a semifinalist for the Patrick Mannelly Award, awarded annually to the best long snapper in college football.

UPDATED STATISTICS

Click or scan on the QR Code to access updated statistical information.

PERSONAL

- A 2020 graduate of Parkview (7A) High School.
- Appeared in 39 games and handled 276 snaps covering placements and punts in high school.
- Son of Glenton and Marvel Ashby.
- Has a sister, Kamryn, and a brother, Charlie.
- Father played tennis at Georgia Tech.
- Uncle, Richard Ashby, played tennis at South Carolina and professionally on the ATP Tour.

BRYCE BARINGER

17 | PUNTER

HT: 6-2 | **WT:** 215 | **Born:** 4/26/1999 | **Exp. (NFL/Patriots):** 4/4
GP/GS (Playoffs): 51/0 (4/0) | **Acq:** D6b-23 (192nd)
College: Michigan State | **Hometown:** Pontiac, Mich.

PRONOUNCED BEAR-ringer

CAREER TRANSACTIONS

Bryce Baringer was drafted by the New England Patriots in the sixth round (192nd overall) of the 2023 NFL Draft.

SEASONAL REVIEWS

2026 (0/0)

- Placed on injured reserve on Aug. 31.

2025 (17/0, 4/0)

- Served as the team's punter and holder on field goals and punted 51 times for 2,416 yards and a 47.4-yard average.
- Punted in all four postseason games, including Super Bowl LX vs. Seattle (2/8/26).
- Had a 71-yard punt in the third quarter at Miami (9/14) and a 73-yard punt in the third quarter at Buffalo (10/5), bringing his career total to five punts of at least 70 yards. He had punts of 79 yards vs. Indianapolis (11/12/23), 75 yards at Chicago (11/10/24) and 70 yards vs. the L.A. Chargers (12/3/23). Baringer's five punts of at least 70 yards are the most by any Patriots punter since 2000, and he has accounted for four of the seven instances in which the team's punter recorded back-to-back 60-yard punts.
- Held for the game-winning 52-yard field goal by K Andy Borregales on Sunday Night Football at Buffalo (10/5).

2024 (17/0)

- Served as the punter and holder on extra points and field goals. Had a total of 70 punts for 3,486 yards and a 49.8 punting yard average, the highest in team history for a single season and fourth in the NFL in 2024. Jake Bailey previously held the team record with a 48.7 yard average in 2020.
- Had three games in 2024 with at least two 60-yard punts with a 65 and 67-yard punt vs. Seattle (9/15), a 61 and 75-yard punt at Chicago (11/10) and a 62 and 64-yard punt vs. L.A. Chargers to give him six career games with at least 60-yard punts.
- Landed two punts inside the 20-yard line vs. Buffalo (1/5/25), finishing the season with 31 punts inside the 20-yard line to become the second Patriots punter with back-to-back seasons with at least 30 punts inside the 20-yard line after Jake Bailey had 36 in 2019 and 31 in 2020.
- Had a streak of at least one 50-yard punt in a game for 27-straight games. It was the longest active streak in the NFL until it ended vs. the L.A. Rams on Nov. 17.
- Had a 61-yard punt and a 75-yard punt in the third quarter at Chicago (11/10). The 75-yarder is the second-longest of his career, behind the 79-yard punt he had vs. Indianapolis on Nov. 12, 2023.

2023 (17/0)

- Served as the punter and holder on extra points and field goals. Had a total of 98 punts, which was second most in the NFL, for 4,598 yards and a 46.9 yard average.
- Led the NFL in punts inside opponents 20-yard line and set a team record with 38. Baringer surpassed the previous team mark of 36 punts inside the 20-yard line set by Jake Bailey in 2019. Had the second-longest punt in the NFL in 2023 with a 79-yard punt vs. Indianapolis (11/12), the fifth-longest in team history.

UPDATED STATISTICS

Click or scan on the QR Code to access updated statistical information.

EXTRA POINTS

Bryce Baringer had an unconventional path to the NFL. He began his collegiate career by earning a walk-on spot at Illinois in 2018 as a true freshman, but due to being buried on the depth chart and the cost of out-of-state tuition, he transferred home to Michigan State as a regular student. Outside of a four-game stint on the Michigan State team due to injuries on the roster, Baringer did not have a walk-on spot available to him in 2019. After a year serving as the team's photographer to maintain access to the facilities to train, Baringer attended an open tryout with a new coaching staff at the Spartans and made the team, establishing himself as the Spartans top punter in 2020 and going on to have record-breaking seasons in 2021 and 2022. In 2022, he was named the Big 10 Punter of the Year and a consensus All-American by all five major associations.

ROOKIE IN THE RECORD BOOK

Baringer connected on a 79-yard punt in the second quarter vs. Indianapolis on Nov. 12, 2023 in Frankfurt, Germany, the fifth-longest punt in team history.

LONGEST PUNTS IN PATRIOTS HISTORY

Name	*Yards*
Shawn McCarthy	93 at Buffalo, Nov. 3, 1991
Luke Prestridge	89 vs. Miami, Oct. 21, 1984
Bob Scarpito	87 at Denver, Sept. 29, 1968
Luke Prestridge	82 vs. N.Y. Jets, Oct. 28, 1994
Bryce Baringer	**79 vs. Indianapolis, Nov. 12, 2023**
Rich Camarillo	76 vs. N.Y. Jets, Sept. 19, 1982
Lee Johnson	76 at Cincinnati, Sept. 9, 2001

- Had at least one punt of 50 yards or more in all 17 games, setting a team record for the longest single season streak in team history (at any point of the season). Zoltan Mesko had a 12-game streak in 2011.
- Landed a season-high five of his eight punts inside the 20-yard line vs. New Orleans (10/8).
- Had three games in 2023 when he drilled at least two 60-yard punts, with a 60-yard and 63-yard punt at Miami on Oct 29, a 79-yard and a 65-yard punt vs. Indianapolis on Nov. 12 and a 63 and 60-yard punt vs. the NY Jets on Jan. 7. He is the only Patriots punter with at least two games with two 60-yard punts in a season.
- Had a total of 38 punts inside opponents 20-yard line, the most in a season for the Patriots. Jake Bailey had 36 punts inside the 20-yard line in 2019.

COLLEGE

- Four-year letter winner and one of the most decorated punters in Michigan State history, owning school records for career average (46.0) and single-season average (49.0 in 2022).
- Earned first-team consensus All-America honors from the NCAA after being named a first-team All-American by the Walter Camp Football Foundation, Associated Press and the American Football Coaches Association (AFCA).
- Also earned first-team All-America honors from CBS Sports and second-team accolades from the Football Writers Association of America (FWAA).
- His career punting average of 46.0 yards per punt (161 punts for 7,406 yards) is not only a school record, but also the best in Big Ten history (previous: Reggie Roby of Iowa with 45.5-yard average from 1979-82).
- The 46.0-yard average is the sixth best in FBS history for punters between 150-249 career punts.
- Led the Big Ten in punting in back-to-back seasons (48.4 in 2021; 49.0 in 2022).
- Finished his career with 64 punts of 50-plus yards (40 percent) and 55 inside the 20 (34 percent).
- Former walk-on rejoined the team in 2020 following a year off the active roster in 2019; earned a scholarship in 2021.
- Transferred from Illinois during the 2018 spring semester after redshirting the 2017 season at Illinois.

PERSONAL

- Son of Bruce and Kimberly Baringer.
- Graduated with a bachelor's degree in advertising creative in December 2021.
- Three-year letter winner under Coach Pat Fox at Notre Dame Prep High School.
- Also lettered in golf, soccer and basketball in high school.
- Started punting in December of his junior season in high school.
- Married to wife, Bella.

BRYCE BARINGER **STATISTICS**

POS: P HT: 6-2 WT: 215 LBS YEAR: 4TH ACQ: D6B-23 (192ND) COLLEGE: MICHIGAN STATE BORN: 4/26/99

REGULAR SEASON STATISTICS

Year	Team	GP	NO.	YDS	AVG	NET	TB	IN20	LG	BLK	SpT
2023	Patriots	17	98	4598	46.9	40.8	8	38	79	0	1
2024	Patriots	17	70	3486	49.8	41.7	8	31	75	0	0
2025	Patriots	17	51	2416	47.4	40.6	4	21	73	0	0
Totals:	**3 Years**	**51**	**219**	**10,500**	**47.9**	**41.1**	**20**	**90**	**79**	**0**	**1**

POSTSEASON STATISTICS

Year	Team	GP	NO.	YDS	AVG	NET	TB	IN20	LG	BLK	SpT
2025	Patriots	4	27	1122	41.6	38.9	1	10	55	0	0
Totals:	**1 Year**	**4**	**27**	**1122**	**41.6**	**38.9**	**1**	**10**	**55**	**0**	**0**

CHRISTIAN **BARMORE**

90 | DEFENSIVE TACKLE

HT: 6-5 | **WT:** 315 | **Born:** 7/28/1999 **Exp. (NFL/Patriots):** 6/6
GP/GS (Playoffs): 66/27 (5/4) **Acq:** D2-21 (38th)
College: Alabama | **Hometown:** Philadelphia, Pa.

CAREER TRANSACTIONS

Christian Barmore was drafted by the New England Patriots in the second round (38th overall) of the 2021 NFL Draft.

SEASONAL REVIEWS

2026 (1/0)

- Recorded 1 tackle and 1 quarterback hit at Seattle (9/9).

2025 (17/16, 4/4)

- Played in all 17 games with 16 starts and finished with 29 tackles (15 solo, 14 assists), 2 sacks and 11 quarterback hits.
- Started all four postseason games and registered 10 tackles (6 solo, 4 assists) and 1 sack.
- Helped hold the Titans to just 39 yards rushing at Tennessee (10/19), the lowest since allowing 29 yards rushing on 24 attempts on Dec. 3, 2023 vs. the L.A. Chargers.
- Recorded his first sack of the season vs. the New York Jets (11/13) when he took down QB Justin Fields for a 9-yard loss in the fourth quarter.
- Recorded his first postseason sack at Denver in the AFC Championship Game (1/25) when he brought down QB Jarrett Stidham for an 8-yard loss in the second quarter.

2024 (4/0)

- Limited to just four games during the season due to a medical condition and finished the year with 6 total tackles and 1 sack.
- Began the year on the Reserve/Non-Football Injury List on August 27.
- Activated off the Reserve/Non-Football Injury List on Nov. 16 and made his season debut vs. the L.A. Rams (11/17), recording 3 tackles.
- Recorded his first sack of 2024 at Miami (11/24) with a 2-yard sack of QB Tua Tagovailoa in the third quarter.
- Placed back on the Reserve/Non-Football Injury List on Dec. 19 due to a recurrence of his medical condition.

2023 (17/6)

- Played in all 17 games with six starts. Recorded a career-high 64 tackles (39 solo, 25 assists), 8½ sacks for a loss of 60.5 yards, 16 quarterback hits, 13 tackles-for-loss, six passed defensed and one forced fumble.
- Part of the 7th-ranked Patriots defense that finished fourth in the NFL in rushing yards allowed per game. The 2023 defense allowed an average of 93.2 rushing yards per game, the third lowest in team history since the 1970 merger.
- Recorded his first sack of the season when he brought QB Zach Wilson down for a loss of 12 yards at the N.Y. Jets (9/24). Part of a defensive unit that held the Jets to just 38 rushing yards.
- Collected a sack in the second quarter vs. Buffalo (10/22), where he brought QB Josh Allen down for a loss of 7 yards, which led to a missed field goal attempt preserving the Patriots' 13-3 lead.
- Had a 6-yard sack on a 2nd-and-6 situation in the first quarter at Miami (10/29) for his third sack of the year, a single-season career best.
- Finished the game vs. Washington (11/5) with 2 passes defensed, his second game of the season with 2 passes defensed. He had 2 passes defensed at Las Vegas (10/15).
- Collected a sack in the second quarter vs. Kansas City (12/17), when he dropped QB Patrick Mahomes for a 7-yard loss, putting the Chiefs in a 3rd-and-long situation.
- Had his first career 3-sack game, all in the third quarter at Denver (12/24). He had two 8-yard sacks and one 9-yard sack on QB Russell Wilson.

2022 (10/3)

- Played in 10 games with three starts, rotating in on the defensive line. Recorded 23 total tackles (12 solo, 11 assists), 2½ sacks for a loss of 15.5 yards, seven quarterback hits and one pass defensed.
- Was inactive for three games due to an injury suffered at Cleveland (10/16) before being placed on injured reserve on Nov. 18. Returned to action at Las Vegas (12/18) after missing seven games.
- Recorded two total tackles at Pittsburgh (9/18), including his first sack of the season for a loss of seven yards in the second quarter.

UPDATED STATISTICS

Click or scan on the QR Code to access updated statistical information.

VIDEO FEATURE

Christian overcame blood clots in 2024, but the condition was not the first thing he has had to overcome. Click or scan the QR code to watch.

HONORS & AWARDS

2021: PFWA All-Rookie Team

- Made his first start of the season at Green Bay (10/2) and had 4 total tackles.
- Part of the defensive unit that pitched a shutout vs. Detroit (10/9) in a 29-0 victory, who entered the game with the top-ranked offense in the NFL. Had four total tackles (1 solo, 3 assist). Combined with DL Davon Godchaux to make a fourth down stop in the Lions first drive of the game. The defense stopped all six of Detroit's fourth down attempts.
- Had two tackles at Cleveland (10/16). Part of the defensive unit that held Cleveland, who entered the game with the top ranked rushing attack, to 70 rushing yards. It was the first time this season the Browns had less than 170 rushing yards.
- Activated to the 53-man roster from injured reserve and played at Las Vegas (12/18). Recorded three assisted tackles and half a sack.

2021 (17/2, 1/0)

- Played all 17 games with two starts and recorded 46 total tackles (23 solo, 23 assists), 1½ sacks for a loss of 15 yards, nine quarterback hits and two passes defensed.
- Earned PFWA All-Rookie Team honors in his rookie season.
- Made his first NFL start vs. N.Y. Jets (10/24) and recorded three total tackles with two quarterback hits. Tackled Jets RB Ty Johnson on a fourth down stop in the second quarter.
- Had a 1/2 sack for a 4-yard loss in the fourth quarter at L.A. Chargers (10/31). Combined with LB Matthew Judon for the sack of QB Justin Herbert.
- Was a disruptive force at Carolina (11/7) with pressure forcing three interceptions.
- Strong rush at Atlanta (11/18) helped force four sacks, four interceptions and limit the Falcons to just 40 yards rushing.
- Rotated in on the defensive line vs. Jacksonville (1/2) and registered his first solo sack when he dropped Jacksonville QB Trevor Lawrence for an 11-yard loss on the last play of the first half.
- Recorded a season-high five combined tackles at Miami (1/9), including four solo tackles, before leaving the game due to injury.
- Played in his first playoff game in the Wild Card round loss at Buffalo (1/15), recording two tackles.

COLLEGE

- Named third-team All-American and first-team All-SEC by Associated Press as a redshirt sophomore in 2020.
- Integral part of the 2020 BCS National Champion Crimson Tide, earning Defensive Most Valuable Player in the CFP National Championship win over Ohio State.
- Recorded a team-high eight sacks in 2020.
- Played in 12 games and totaled 37 tackles, a team-high eight sacks, a team-high three forced fumbles and three passes defensed as part of the BCS National Champion Crimson Tide in 2020.
- Selected as Defensive Most Valuable Player of the National Championship Game after contributing five tackles (two for loss) and one sack in the win over Ohio State (1/11).
- Named to the Freshman All-SEC team by league coaches in 2019. Played in 12 games and totaled 26 tackles, two sacks and two passes defensed.
- Redshirted as a freshman in 2018.

PERSONAL

- Grew up in Philadelphia and attended Abraham Lincoln High School his freshman year before transferring to Saints John Neumann and Maria Goretti Catholic High School.
- Chose Alabama over offers from Baylor, Florida, Georgia, and LSU.

CHRISTIAN BARMORE **STATISTICS**

POS: DT HT: 6-5 WT: 315 LBS YEAR: 6TH ACQ: D2-21 (38TH) COLLEGE: ALABAMA BORN: 7/28/99

REGULAR SEASON DEFENSIVE STATISTICS

			TACKLES					INTERCEPTIONS					MISCELLANEOUS					
Year	Team	G/S	TT	UT	A	S	YDS	NO	YDS	AVG	LG	TD	PD	FF	FR	YDS	TD	SPT
2021	Patriots	17/2	46	23	23	1.5	15.0	0	0	0.0	0	0	2	0	0	0	0	0
2022	Patriots	10/3	23	12	11	2.5	15.5	0	0	0.0	0	0	1	0	0	0	0	0
2023	Patriots	17/6	64	39	25	8.5	60.5	0	0	0.0	0	0	6	1	0	0	0	0
2024	Patriots	4/0	6	6	0	1.0	2.0	0	0	0.0	0	0	0	0	0	0	0	0
2025	Patriots	17/16	29	15	14	2.0	16.0	0	0	0.0	0	0	0	0	0	0	0	0
Totals – 5 Years		**65/27**	**168**	**95**	**73**	**15.5**	**109.0**	**0**	**0**	**0.0**	**0**	**0**	**9**	**1**	**0**	**0**	**0**	**0**

POSTSEASON DEFENSIVE STATISTICS

			TACKLES					INTERCEPTIONS					MISCELLANEOUS					
Year	Team	G/S	TT	UT	A	S	YDS	NO	YDS	AVG	LG	TD	PD	FF	FR	YDS	TD	SPT
2021	Patriots	1/0	2	1	1	0.0	0.0	0	0	0.0	0	0	0	0	0	0	0	0
2025	Patriots	4/4	10	6	4	1.0	8.0	0	0	0.0	0	0	0	0	0	0	0	0
Totals – 2 Years		**5/4**	**12**	**7**	**5**	**1.0**	**8.0**	**0**	**0**	**0.0**	**0**	**0**	**0**	**0**	**0**	**0**	**0**	**0**

ANDY BORREGALES

8 | KICKER

HT: 5-11 | **WT:** 202 | **Born:** 1/2/2003 | **Exp. (NFL/Patriots):** 2/2
GP/GS (Playoffs): 18/0 (4/0) | **Acq:** D6-25 (182nd)
College: Miami (FL) | **Hometown:** Hollywood, Fla.

PRONOUNCED BORE-eh-gah-les

CAREER TRANSACTIONS

Andy Borregales was drafted by the New England Patriots in the sixth round (182nd overall) of the 2025 NFL Draft.

SEASONAL REVIEWS

2026 (1/0)

- Serves as the team's kicker on field goals and kickoffs.
- Connected on a 50-yard field goal in the third quarter at Seattle (9/9) and has now made all five of his career 50-yard field goals. He made all four of his 50-plus yard field goals in 2025 as a rookie. The Patriots record for the most consecutive 50-yard field goals is eight by Stephen Gostkowski (2013-15). The NFL record for the most consecutive 50-yard field goals to start a career is Brandon Aubrey with Dallas, who made 16 straight 50-yard field goals (2023-24).

2025 (17/0, 4/0)

- Served as the team's kicker on field goals and kickoffs and finished the year 27-32 (84.4 percent) overall, including 4-4 from 50-plus yards, with a long of 59 yards. Also went 53-55 (96.4 percent) on extra point attempts. Totaled 134 points on the year, tied for seventh in the NFL in 2025 and the most points ever by a Patriots rookie.
- In four postseason games, went 4-6 (66.7 percent) on field goals with a long of 39 yards and was perfect on extra point attempts.
- Connected on his first field goal of over 50 yards as a professional when he was good from 53 yards at Miami (9/14) to help seal the 33-27 victory with 1:52 to play.
- Converted a 52-yard, game-winning field goal with 15 seconds to play to give the Patriots a 23-20 win at Buffalo (10/5). He is the sixth rookie kicker to record a game-winning field goal on Sunday Night Football and second Patriots rookie kicker to do so (Chad Ryland in 2023) since 2000. His kickoff after his game-winning field goal to the Bills' 2-yard line helped drain the clock from 15 seconds to seven seconds and close out the win.
- Named AFC Special Teams Player of the Week for Week 12 after he converted a career-high four field goals at Cincinnati (11/23), going 4-4 on the day with a 41-yard field goal with :28 left in the second quarter, a 45-yard field goal with 3:54 left in the third quarter, a 19-yard field goal with 7:06 left in the fourth quarter and a 52-yard field goal with 2:49 left in the fourth quarter.
- Passed K Stephen Gostkowski for the most points scored by a rookie in Patriots history after scoring 15 points to put himself at 105 on the season vs. the N.Y. Giants (12/1). He also set the team record for points scored on MNF by a rookie, passing Gostkowski's 7 at Minnesota on Oct. 30, 2006, and scored the second-most points by a Patriot on MNF behind RB Sony Michel's 18 at the N.Y. Jets on Oct. 21, 2019.
- Converted a career-long 59-yard field goal at the end of the first half vs. Miami (1/4/26). It was the third-longest field goal in team history behind Joey Slye's 63-yarder at San Francisco (9/29/24) and Stephen Gostkowski's 62-yarder at Oakland (11/19/17).

UPDATED STATISTICS

Click or scan on the QR Code to access updated statistical information.

HONORS & AWARDS

2025: AFC Special Teams Player of the Week (Wk. 12)
PFWA All-Rookie Team

ROOKIE IN THE RECORD BOOK

Borregales has the most points in a season among all New England rookies with 134 total points in 2025. His 134 points tied for seventh in the NFL in 2025.

Player	*Year*	*Points*
Andy Borregales	**2025**	**134**
Stephen Gostkowski	2006	103
Curtis Martin	1995	92
Chad Ryland	2023	72
Robert Edwards	1998	72
Jeff White	1973	63

THIRD LONGEST FIELD GOAL

Borregales connected on a career-best 59-yard field goal at the end of the first half vs. Miami (1/4/26), the third longest field goal in team history and the longest ever at Gillette Stadium. His previous best was a 53-yard field goal at Miami on Sept. 14, 2025. Borregales has connected on all four of his 50-yard attempts in 2025. It is the most 50-yard field goals in a season by a rookie kicker in team history.

LONGEST PATRIOTS FIELD GOALS

63	Joey Slye at San Francisco (9/29/24)
62	Stephen Gostkowski at Oakland (11/19/17) *Game was in Mexico City
59	**Andy Borregales vs. Miami (1/4/26)**

- Kicked the go-ahead 23-yard field goal in the AFC Championship game at Denver (1/25/26) with 5:29 left in the third quarter.

COLLEGE

- Spent four seasons at Miami (Fla.) (2021-24), appearing in 50 games and converting 74-of-86 field goals (86.0 percent) and 183-of-184 extra point attempts (99.5 percent.) for a total of 405 points scored in his career.
- Finished his collegiate career eighth on the all-time ACC scoring list and ninth on the ACC all-time field goals list.
- Led the ACC in extra point conversions in 2024, converting a perfect 62-of-62 attempts.
- Was named to the All-ACC First Team and was a Lou Groza Award semifinalist in 2023 after leading the conference in field goal conversions, converting 22-of-26 (84.6 percent) on the season.

PERSONAL

- Ranked the No. 2 kicker in the country by 247Sports and a top-300 player in Florida by 247 Composite in 2021.
- Listed as the No. 7 kicker nationally by Kohl's Kicking.
- Younger brother of University of Miami alum and 2020 Lou Groza Award winner, Jose Borregales.
- Born in Venezuela and moved to the U.S. when he was 2 years old.

ANDY BORREGALES **STATISTICS**

POS: K HT: 5-11 WT: 202 LBS YEAR: 2ND ACQ: D6-25 (182ND) COLLEGE: MIAMI (FLA.) BORN: 1/2/2003

REGULAR SEASON STATISTICS

			FIELD GOALS						PATs		
Year	*Team*	*G*	*1-29*	*30-39*	*40-49*	*50+*	*Overall*	*Pct.*	*Made*	*Att*	*Pts.*
2025	Patriots	17	8-8	8-9	7-11	4-4	27-32	84.4	53	55	134
Totals – 1 Year		**17**	**8-8**	**8-9**	**7-11**	**4-4**	**27-32**	**84.4**	**53**	**55**	**134**

POSTSEASON STATISTICS

			FIELD GOALS						PATs		
Year	*Team*	*G*	*1-29*	*30-39*	*40-49*	*50+*	*Overall*	*Pct.*	*Made*	*Att*	*Pts.*
2025	Patriots	4	2-2	2-2	0-1	0-1	4-6	66.7	7	7	19
Totals – 1 Year		**4**	**2-2**	**2-2**	**0-1**	**0-1**	**4-6**	**66.7**	**7**	**7**	**19**

A.J. BROWN

1 | WIDE RECEIVER

HT: 6-1 | **WT:** 226 | **Born:** 6/30/1997 | **Exp. (NFL/Patriots):** 8/1
GP/GS (Playoffs): 106/98 (13/13) | **Acq:** TR (PHI)-26
College: Mississippi | **Hometown:** Starkville, Miss.

PRO BOWL: 20, 22, 23

SUPER BOWLS: 24

CAREER TRANSACTIONS

A.J. Brown was acquired by the New England Patriots in a trade with Philadelphia in exchange for a 2028 first-round pick and a 2027 fifth-round pick on June 1, 2026 ... Originally drafted by Tennessee in the second round (51st overall) of the 2019 NFL Draft ... Acquired by Philadelphia in a trade with Tennessee in exchange for a 2022 first-round draft pick and a 2022 third-round draft pick (4/28/22).

CAREER HIGHLIGHTS

- A three-time AP All-Pro Second Team honoree (2022-24), three-time Pro Bowler (2020, 2022, 2023) and Super Bowl LIX champion.
- Returns to a Mike Vrabel-coached team for the first time since becoming Vrabel's second-ever draft pick as a head coach in 2019. He spent three seasons with Vrabel in Tennessee from 2019-21.
- Among all players with at least 250 receptions since 2019, he ranks third in yards per reception (15.3), and fourth in receiving yards (8,029) and receiving touchdowns (56).

SEASONAL REVIEWS

2026 (1/1)

- Made his debut for the Patriots at Seattle (9/9) and became just the second player to record 1,000 yards receiving and then join a team that went to the Super Bowl the year before. Brown registered 1,003 yards in 2025 with Philadelphia before being traded to the Patriots on June 1, 2026. The only other player to record 1,000 yards the year prior to joining a team coming off a Super Bowl was WR Brandin Cooks, when he had 1,173 receiving yards with New Orleans in 2016 before being traded to the Patriots on March 10, 2017. His first reception as a Patriot was a 7-yard reception from QB Drake Maye in the first quarter. Finished with 3 receptions for 26 yards before leaving the game in the third quarter due to injury.
- Placed on injured reserve on Sept. 12 due to an injury suffered at Seattle (9/9).

2025 (15/15, 1/1 - PHILADELPHIA)

- Started in 15 games, producing team-leading 78 receptions for 1,003 yards (12.9 avg.) and 7 touchdowns.
- Started in the Wild Card Round vs. San Francisco (1/11/26) and finished with 3 receptions for 25 yards (8.3 avg.).
- Set a franchise record with his fourth-consecutive season reaching 1,000 receiving yards. He is one of five players in the NFL to have recorded 1,000 receiving yards in each of the past four seasons.
- Compiled five games with 100 receiving yards:
  - Week 3 vs. the L.A. Rams (109)
  - Week 7 at Minnesota (121)
  - Week 12 at Dallas (110)
  - Week 13 vs. Chicago (132)
  - Week 14 at the L.A. Chargers (100)
- Inactive vs. the N.Y. Giants (10/26/25).
- Active but did not play in the regular season finale vs.

UPDATED STATISTICS

Click or scan on the QR Code to access updated statistical information.

SINGLE-GAME CAREER HIGHS

REGULAR SEASON:

Receptions:	11	vs. San Francisco (12/23/21)
Receiving Yards:	181	at Chicago (12/18/22)
Receiving TDs:	3	vs. Pittsburgh (10/30/22)
Long:	91t	at Oakland (12/8/19)

POSTSEASON:

Receptions:	6	Three Times: vs. Washington (1/26/25)
Receiving Yards:	142	vs. Cincinnati (1/22/22)
Receiving TDs:	1	Five Times: vs. Kansas City (2/9/25)
Long:	45t	vs. Kansas City (2/12/23)

HONORS & AWARDS

2025: Team Captain
2024: Team Captain
Associated Press Second-Team All-Pro
2023: Team Captain
Associated Press Second-Team All-Pro
Pro Bowl
NFC Offensive Player of the Month (October)
NFC Offensive Player of the Week (Week 7)
2022: Associated Press Second-Team All-Pro
Pro Bowl
2020: Pro Bowl
2019: PFWA All-Rookie Team

100-YARDER

Brown has 34 career games with at least 100 receiving yards, the third most in the NFL since entering the league in 2019. He is tied for the most 100-yard games away from home since 2019 with 18. He also has the joint-most seasons with at least five 100-yard games among active players with five.

MOST 100-YARD RECEIVING GAMES SINCE 2019 - REGULAR SEASON

Rk.	Player	Games
1	Justin Jefferson	37
2	Davante Adams	35
3	**A.J. Brown**	**34**

MOST SEASONS WITH FIVE 100-YARD RECEIVING GAMES AMONG ACTIVE PLAYERS

Player	Seasons
A.J. Brown	**5**
Davante Adams	**5**
DeAndre Hopkins	**5**
Stefon Diggs	**5**
Justin Jefferson	**5**

BROWN'S 100-YD REC. GAMES

Date	Opponent	Yards
9/8/19	at CLE	100
11/24/19	vs. JAX	135
12/8/19	at OAK	153
12/15/19	vs. HOU	114
12/29/19	at HOU	124
10/25/20	vs. PIT	153
11/8/20	vs. CHI	101
12/13/20	at JAX	112
1/3/21	at HOU	151
10/24/21	vs. KC	133
10/31/21	at IND	155
12/23/21	vs. SF	145
9/11/22	at DET	155
10/30/22	vs. PIT	156
12/4/22	vs. TEN	119
12/18/22	at CHI	181
12/24/22	at DAL	103
9/25/23	at TB	131
10/1/23	vs. WAS	175
10/8/23	at LAR	127
10/15/23	at NYJ	131
10/22/23	vs. MIA	137
10/29/23	at WAS	130
9/6/24	vs. GB	119
10/13/24	vs. CLE	116
11/10/24	at DAL	109
11/24/24	at LAR	109
12/15/24	vs. PIT	110
9/21/25	vs. LAR	109
10/19/25	at MIN	121
11/23/25	at DAL	110
11/28/25	vs. CHI	132
12/8/25	at LAC	100

Washington (1/4/26).

2024 (13/13, 4/4 - PHILADELPHIA)

- Started 13 games, totaling 67 receptions for 1,079 yards (16.1 avg.) and 7 touchdowns.
- Started every game of the team's Super Bowl run - the Wild Card Round vs. Green Bay (1/12/25), the Divisional Round vs. the L.A. Rams (1/19/25), the NFC Championship vs. Washington (1/26/25) and in Super Bowl LIX vs. Kansas City (2/9/25). Logged 12 receptions for 163 yards (13.6 avg.) and 2 touchdowns.
- Received AP Second-Team All-Pro and Pro Bowl honors after leading the league in receiving average (min. 60 receptions) and ranking third in yards per game (83.0).
- Compiled five games with 100 receiving yards. He had the joint-most 100-yard receiving games in 2024 despite missing four games:
    - Week 1 vs. Green Bay (119)
    - Week 2 vs. Cleveland (116)
    - Week 10 at Dallas (109)
    - Week 12 at the L.A. Rams (109)
    - Week 15 vs. Pittsburgh (110)
- Inactive vs. Atlanta (9/16), at New Orleans (9/22) and at Tampa Bay (9/29) due to an injury and inactive vs. the N.Y. Giants (1/5/25) for the final game of the season.
- Caught 3 passes for 43 yards and 1 touchdown in Super Bowl LIX vs. Kansas City (2/9/25), becoming the only Eagle to have a receiving touchdown in multiple Super Bowls. He also did so in Super Bowl LVII vs. Kansas City (2/12/23).

2023 (17/17, 0/0 - PHILADELPHIA)

- Started all 17 games, posting with a career-high 106 receptions for 1,456 yards (13.7 avg.) and 7 touchdowns. He finished fifth in the league in receiving yards and eighth in receptions.
- Ste is the only wide receiver and second player in Eagles history to record 100 receptions in a season, along with TE Zach Ertz (2018).
- Compiled seven games with 100 receiving yards, including in six straight weeks from Week 3-8. He tied WR Terrell Owens (2004) for the single-season team record for 100-yard receiving games:
    - Week 3 at Tampa Bay (131)
    - Week 4 vs. Washington (175)
    - Week 5 at the L.A. Rams (127)
    - Week 6 at the N.Y. Jets (131)
    - Week 7 vs. Miami (137)
    - Week 8 at Washington (130)
    - Week 13 vs. San Francisco (114)
- Set an NFL record with six consecutive games with 125-or-more receiving yards from Week 3 to Week 8. He also set the Eagles record for longest streak of 100-yard receiving games.
- Totaled 9 receptions for 175 yards (19.4 avg.) and 2 touchdowns in the 34-31 OT victory vs. Washington (10/1), along with a 59-yard touchdown reception from QB Jalen Hurts in the third quarter to give Philadelphia a lead. He became

the first Eagle to produce 175+ receiving yards and 2 touchdowns in a game since WR Jeremy Maclin had 187 receiving yards and 2 touchdowns at Arizona (10/26/14).

- Earned NFC Offensive Player of the Week honors after recording 10 receptions for 137 yards in Week 7 vs. Miami (10/22).
- Named the NFC Offensive Player of the Month for October after catching 40 passes for 700 yards and 5 touchdowns in five games. He led the NFL in receiving yards during that stretch.
- Inactive for the Wild Card Round at Tampa Bay (1/15/24) due to injury.

2022 (17/16, 3/3 - PHILADELPHIA)

- Played in all 17 games with 16 starts, accumulating 88 receptions for a career-high 1,496 yards (17.0 avg.) and 11 touchdowns.
- Started all three of the Eagles' postseason games - the Divisional Round vs. the N.Y. Giants (1/21/23), the NFC Conference Championship vs. San Francisco (1/29/23) and Super Bowl LVII vs. Kansas City (2/12/23). He logged 13 receptions for 146 yards (11.2 avg.) and 1 touchdown.
- Traded to Philadelphia from Tennessee in a draft day trade in exchange for a first-round pick and a third-round pick in the 2022 NFL Draft.
- Recorded the most 25+ yard catches in the NFL with 18, finished third in receiving average, tied for third in receiving touchdowns and fourth in receiving yards en route to AP All-Pro Second Team honors and a Pro Bowl selection.
- Set the team record for receiving yards, clearing WR Mike Quick's 1983 mark of 1,409.
- Had 100- plus receiving yards in five games: 155 at Detroit (9/11), 156 vs. Pittsburgh (10/30), 119 vs. Tennessee (12/4), 181 at Chicago (12/18) and 103 at Dallas (12/24).
- Had 100+ receiving yards in five games:
    - Week 1 at Detroit (155)
    - Week 8 vs. Pittsburgh (156)
    - Week 13 vs. Tennessee (119)
    - Week 15 at Chicago (181)
    - Week 16 at Dallas (103)
- Made his Eagles debut at Detroit (9/11) and finished with 10 catches for 155 yards (15.5 avg.), becoming the fifth player since 1970 to log 10 receptions and at least 150 receiving yards in his first game with a team. It was also the third-most yards in a Philadelphia season opener in team history behind Tommy McDonald (179 vs. Pittsburgh on Sept. 15, 1963) and Harold Jackson (161 at Dallas on Sept. 17, 1972).
- Registered 6 receptions for 156 yards (26.0 avg.) and a career-high 3 touchdowns vs. Pittsburgh (10/30). He tied for the second-most receiving touchdowns in a game in Eagles history and the most since WR Riley Cooper at Oakland on Nov. 3, 2013.
- Finished with 9 receptions for a career-high 181 yards (20.1 avg.) at Chicago (12/18), the most receiving yards by an Eagle since WR Jeremy Maclin had 187 receiving yards at Arizona (10/26/14).
- Caught 6 passes for 96 yards (16.0 avg.) and 1 touchdown in Super Bowl LVII vs. Kansas City (2/12/23). His touchdown came on a 45-yard pass from QB Jalen Hurts at the beginning of the second quarter, the longest touchdown pass in a Super Bowl for the Eagles.

2021 (13/13, 1/1 - TENNESSEE)

- Started 13 games, recording 63 receptions for 869 yards (13.8 avg.) and 5 touchdowns. Added 2 carries for 10 yards (5.0 avg.).
- Started in the team's Divisional Round game vs. Cincinnati (1/22/22), logging 5 receptions for a Titans postseason record 142 yards (28.4 avg.) and 1 touchdown. His 28.4-yard receiving average is the best in Titans postseason history in a game (min. 5 receptions) and ranks seventh in NFL postseason history in a game (min. 5 receptions).
- Logged three 100-yard games:
    - Week 7 vs. Kansas City (133)
    - Week 8 at Indianapolis (155)
    - Week 16 vs. San Francisco (145)
- Registered his first career defensive tackle vs. Arizona (9/12) as a defensive back on the final play of the first half.
- Carried the ball once for 3 yards vs. Indianapolis (9/26) before leaving the game in the first quarter with an injury.
- Inactive at the N.Y. Jets (10/3) due to injury.
- Recorded his 10th career 100-yard game vs. Kansas City (10/24), posting 8 receptions for 133 yards (16.6 avg.) and 1 touchdown. He became the eighth player in Titans history to do so and the first since Titans WR Ernest Givins (1986-88) to accomplish the feat within his first three seasons.
- Placed on Injured Reserve on Nov. 27 and activated on Dec. 23.
- Returned to play vs. San Francisco (12/23) and caught a career-high 11 passes for 145 yards (13.2 avg.) and 1 touchdown. He caught 8 passes on third down becoming the first player since 1978 to produce 8 or more receptions on third down in a game. Six of his third-down receptions went for first downs, giving him the most third-down conversions in a game since WR Davante Adams had 7 in 2020.

2020 (14/12, 1/1 - TENNESSEE)

- Played in 14 games with 12 starts and finished with 70 catches for 1,075 yards (15.4 avg.) and a career-high 11 touchdowns. Added 1 onside kick returned for a 42-yard touchdown.
- Started the team's Wild Card Round game vs. Baltimore (1/10/21), posting 6 receptions for 83 yards (13.8 avg.) and 1 touchdown.
- Named to the Pro Bowl for the first time in his career.
- Tied WR Drew Bennett (2004) for the team record for receiving touchdowns in a season.
- Became the 11th player to record 1,000 receiving yards in each of his first two seasons and the fifth player since 1970 to log at least 2,000 receiving yards and 19 receiving touchdowns through two career seasons.
- Reached 100 receiving yards in four games:
    - Week 7 vs. Pittsburgh (153)
    - Week 9 vs. Chicago (101)
    - Week 14 at Jacksonville (112)

- Week 17 at Houston (151)

- Inactive vs. Jacksonville (9/20) and at Minnesota (9/27) due to injury.
- Scored his 10th and 11th receiving touchdowns vs. Houston (10/18), becoming the first player to log 10 receiving touchdowns in less than 20 games for the Titans since 1970.
- Registered 4 receptions for 98 yards (24.5 avg.) and 1 touchdown at Indianapolis (11/29). He also returned an onside kick 42 yards for a touchdown in the fourth quarter while up 38-20, becoming the first player in franchise history with a receiving touchdown and a kickoff return touchdown in the same game.

2019 (16/11, 3/3 - TENNESSEE)

- Played in all 16 games with 11 starts, accumulating 52 receptions for 1,051 yards and 8 touchdowns, adding in 3 carries for 60 yards (20.0 avg.) and 1 touchdown.
- Started all three of the team's postseason games: the Wild Card Round at New England (1/4/20), the Divisional Round at Baltimore (1/11/20) and the AFC Championship at Kansas City (1/19/20). He produced 5 receptions for 64 yards along with a 9-yard rush in the playoffs.
- Finished the regular season leading all rookies in receiving yards, tied for first in receiving touchdowns and fifth in receptions. He was named to the PFWA All-Rookie Team after the season.
- Led all rookies with five 100-yard receiving games:
    - Week 1 at Cleveland (100)
    - Week 12 vs. Jacksonville (135)
    - Week 14 at Oakland (153)
    - Week 15 vs. Houston (114)
    - Week 17 at Houston (124)
- Started his NFL debut at wide receiver at Cleveland (9/8), hauling in 3 receptions for 100 yards (33.3 avg.). He became the first Titan since RB Sid Blanks (9/12/64) to record 100 receiving yards in his NFL debut.
- Scored his first two career touchdown receptions at Atlanta (9/29), finishing with 3 receptions for 94 yards (31.3 avg.) and 2 touchdowns. He became the first Titans rookie with two or more touchdown receptions in a game since WR Chris Sanders against the Denver Broncos on Nov. 26, 1995.
- Started at Oakland (12/8) and produced 5 receptions for 153 yards (30.6 avg.) and 2 touchdowns. He scored his first touchdown on a career-long 91-yard touchdown to put the Titans up 14-7 in the first quarter. It was the fourth-longest touchdown reception in team history and the longest since Dick Compton had a 95-yard touchdown reception vs. Buffalo (12/5/1965).
- Started vs. New Orleans (12/22) and recorded 1 reception for 34 yards along with a 49-yard touchdown run coming off a reverse in the first quarter.
- Started the first postseason game of his career in the Wild Card at New England (1/4/20), logging 1 reception for 4 yards.

COLLEGE

- Played in 26 games with 25 starts in three seasons at Ole Miss (2016-18), accumulating 189 receptions for an school record 2,984 yards (15.8 avg.) and 19 touchdowns.
- Finished his career with the most career yards and 100-yard games (12) in Rebels history, along with the third-most receptions and fifth-most receiving touchdowns. He was also the only receiver to log at least 60 receptions in back-to-back seasons (2017-18). His 2,984 career yards are the ninth-most in the SEC since 1956.
- Named to the AP All-America Third Team and All-SEC First Team in 2018 after posting 85 receptions for 1,320 yards (15.5 avg.) and 6 touchdowns. He set team records with his receptions and receiving yards, leading the SEC in receiving yards and ranking second in receptions.
- Received Third Team AP All-American honors and All-SEC First Team honors in 2017 as a sophomore after hauling in 75 receptions for 1,252 yards (16.7 avg.) and 11 touchdowns. He led the SEC in receiving yards and touchdowns, and was second in receptions.

PERSONAL

- Was a top recruit in both football and baseball at Starkville High School (Starkville, Miss.), where he had 83 receptions for 1,371 yards and 13 touchdowns as a senior and led his team to a 6A state championship in football.
- His middle name "Juan" was misspelled on his birth certificate and was meant to read "Jauan."
- He became the second player, after Kyler Murray, to play in both the Under Armour All-America Football Game and the Under Armour All-America Baseball Game.
- Was drafted by the San Diego Padres as an outfielder in the 19th round of the 2016 MLB Draft. He signed with the Padres, which prevented him from playing college baseball at Ole Miss. He attended extended spring training after his freshman and sophomore years at Ole Miss.

A.J. BROWN **STATISTICS**

POS: WR HT: 6-1 WT: 226 LBS YEAR: 8TH ACQ: TR (PHI)-26 COLLEGE: MISSISSIPPI BORN: 6/30/1997

REGULAR SEASON OFFENSIVE STATISTICS

				RECEIVING					RUSHING			
Year	*Team*	*G/S*	*REC*	*YDS*	*AVG*	*LG*	*TD*	*NO*	*YDS*	*AVG*	*LG*	*TD*
2019	Titans	16/11	52	1,051	20.2	91t	8	3	60	20.0	49t	1
2020	Titans	14/12	70	1,075	15.4	73t	11	-	-	-	-	-
2021	Titans	13/13	63	869	13.8	57t	5	2	10	5.0	7	0
2022	Eagles	17/16	88	1,496	17.0	78t	11	-	-	-	-	-
2023	Eagles	17/17	106	1,456	13.7	59t	7	-	-	-	-	-
2024	Eagles	13/13	67	1,079	16.1	67t	7	-	-	-	-	-
2025	Eagles	15/15	78	1,003	12.9	45	7	-	-	-	-	-
Totals -	**7 Years**	**105/97**	**524**	**8,029**	**15.3**	**91t**	**56**	**5**	**70**	**14.0**	**49t**	**1**

Additional Statistics: Returned an onside kick 42 yards for a touchdown at Indianapolis (11/29/20).

POSTSEASON RECEIVING STATISTICS

				RECEIVING					RUSHING			
Year	*Team*	*G/S*	*REC*	*YDS*	*AVG*	*LG*	*TD*	*NO*	*YDS*	*AVG*	*LG*	*TD*
2019	Titans	3/3	5	64	12.8	37	0	1	9	9.0	9	0
2020	Titans	1/1	6	83	13.8	28	1	-	-	-	-	-
2021	Titans	1/1	5	142	28.4	41	1	-	-	-	-	-
2022	Eagles	3/3	13	146	11.2	45t	1	-	-	-	-	-
2023	Eagles	0/0	-	-	-	-	-	-	-	-	-	-
2024	Eagles	4/4	12	163	13.6	31	2	-	-	-	-	-
2025	Eagles	1/1	3	25	8.3	10	0	-	-	-	-	-
Totals -	**7 Years**	**13/13**	**44**	**623**	**14.2**	**45t**	**5**	**1**	**9**	**9.0**	**9**	**0**

BEN BROWN

77 | CENTER

HT: 6-5 | **WT:** 313 | **Born:** 5/19/1998 | **Exp. (NFL/Patriots):** 5/3
GP/GS (Playoffs): 28/14 (4/0) | **Acq:** FA - 24
College: Mississippi | **Hometown:** Vicksburg, Miss.

CAREER TRANSACTIONS

Ben Brown was signed by the New England Patriots to the 53-man roster from the Las Vegas practice squad on October 10, 2024 ... Originally signed by Cincinnati as a rookie free agent (5/13/22) ... Released by Cincinnati (8/29/23) ... Signed by Seattle to the practice squad (8/31/23) ... Signed by Seattle to the 53-man roster from the practice squad (9/4/23) ... Released by Seattle (10/21/23) ... Signed by Seattle to the practice squad (10/24/23) ... Released by Seattle from the practice squad (11/27/23) ... Signed by Arizona to the practice squad (1/1/24) ... Signed by Las Vegas to a futures contract (1/16/24) ... Released by Las Vegas (8/27/24) ... Signed by Las Vegas to the practice squad (8/28/24).

SEASONAL REVIEWS

2026 (0/0)

- Inactive at Seattle (9/9) due to injury.

2025 (17/4, 4/0)

- Played in all 17 games with four starts at left guard, and also contributed on special teams, mainly on field goals and extra points.
- Contributed as a reserve offensive lineman and on special teams in all four postseason games.
- Made his first career start at left guard vs. Carolina (9/28) in place of Jared Wilson, who was out with an injury. Brown started 10 games for the Patriots in 2024 at center, with the only time he has played at guard in the regular season being his first NFL game vs. Carolina on Sept. 24, 2023, when he played for Seattle and saw action at left guard.
- Started at left guard in place of Jared Wilson vs. the N.Y. Giants (12/1), at the N.Y. Jets (12/28) and vs. Miami (1/4/26). Moved from left guard to right guard late in the game at the Jets.
- Saw action as a tackle-eligible tight end when T Morgan Moses went out of the game at Baltimore (12/21) and T Thayer Munford Jr. was forced to enter the game at right tackle.

2024 (10/10)

- Played and started in 10 games as the starting center after being signed by New England to the 53-man roster (10/10) from the Las Vegas practice squad. Spent training camp with Las Vegas before being released on Aug. 27 and then signed to the practice squad the next day.
- Inactive vs. the L.A. Chargers due to injury and was placed on Injured Reserve on Jan. 4, 2025 prior to the season-finale.
- Made his debut in a Patriots uniform just days after arriving to New England, making his first NFL start at center vs. Houston (10/13), where he didn't allow a quarterback pressure.
- Marked just the second time the same five players started at the same five positions on the offensive line in the 25-22 win vs. the New York Jets (10/27). Helped pave the way for RB Rhamondre Stevenson's 2 rushing touchdowns, including the game-winner on fourth-and-1 with 22 seconds left to play in the fourth quarter.
- Started at center vs. the L.A. Rams (11/17), marking the first time the Patriots started the same offensive line in consecutive weeks in 2024.
- Helped pave the way for the team's season high of 422 yards on offense and 200 yards rushing vs. Indianapolis (12/1), the Patriots' most total yards on offense since they

UPDATED STATISTICS

Click or scan on the QR Code to access updated statistical information.

FAMILY TIES

C Ben Brown comes from a rich history of Ole Miss football players, as he is the seventh member of his family to play for the school. Brown's father, Tim (1988-89); his maternal grandfather, Bobby (1962-64); paternal grandfather, Allen (1962-64); great uncle, Jerry (1959-61); father's cousin, Alton (1971-72); and uncle, Burkes (1991-92) all played for the Rebels. As a tight end, Allen was a First-Team All-American in college and a two-time Super Bowl Champion for the Green Bay Packers.

From left to right: Allen Brown, Tim Brown and Bobby Robinson with Ben Brown at his signing day in high school.

recorded 409 total yards at Minnesota on Nov. 24, 2022, and the highest rushing total since Dec. 18, 2022, at Las Vegas.

2023 (1/0 - SEATTLE)

- Spent parts of the season on Seattle's 53-man roster and the practice squad.
- After being released by Seattle from the practice squad, spent time on Arizona's practice squad.
- Played in one game for Seattle, seeing action at guard and on special teams in his first career game vs. Carolina on Sept. 24.

2022 (0/0, 0/0 - CINCINNATI)

- Signed by Cincinnati as a rookie free agent May 13, where he spent his rookie season on injured reserve.

COLLEGE

- 2022 Reese's Senior Bowl Watch List member.
- 2021 Preseason All-SEC Team member selected by College Football News.
- As a redshirt junior, played all 816 offensive snaps, starting every game at center in 2020.
- Did not allow a sack in 432 pass blocks.
- In 2019, helped Ole Miss post the fifth-most rushing yards (447) in school history and the most since 1962.

PERSONAL

- Comes from a rich history of Ole Miss football players, including father, Tim, paternal grandfather, Allen, who was a first team All-American and a two-time Super Bowl champion tight end for the Green Bay Packers, maternal grandfather, Bobby, and uncle, Burkes.
- Ranked the No. 1 offensive tackle recruit in Mississippi coming out of high school.
- Selected to play in the 2017 International Bowl as part of Team USA.

MARCUS **BRYANT**

52 | TACKLE

HT: 6-7 | **WT:** 320 | **Born:** 6/22/2002 | **Exp. (NFL/Patriots):** 2/2
GP/GS (Playoffs): 12/0 (0/0) | **Acq:** D7a-25 (220th)
College: Missouri | **Hometown:** Round Rock, Texas

CAREER TRANSACTIONS

Marcus Bryant was drafted by the New England Patriots in the seventh round (220th overall) of the 2025 NFL Draft.

SEASONAL REVIEWS

2026 (0/0)

- Placed on injured reserve on Aug. 30.

2025 (12/0, 0/0)

- Played in 12 games and mostly saw action on special teams on field goals and extra points.
- Was inactive for all four postseason contests vs. the L.A. Chargers (1/11/26), vs. Houston (1/18/26), at Denver (1/25/26) and in Super Bowl LX vs. Seattle (2/8/26).
- Made his NFL debut vs. Las Vegas (9/7).
- Saw his first action on offense at right tackle with 10:17 left in the fourth quarter in place of Morgan Moses after the Patriots had the game in hand in a 42-13 win vs. Carolina (9/28).
- Appeared at right tackle in place of Morgan Moses with 3:09 left to play after the Patriots secured victory in the 31-13 win at Tennessee (10/19).
- Entered at right tackle for a period of time until Morgan Moses was able to return at Cincinnati (11/23) after Moses left with an injury.
- Inactive vs. the N.Y. Giants (12/1), vs. Buffalo (12/14), at Baltimore (12/21), at the N.Y. Jets (12/28) and vs. Miami (1/4/26).

UPDATED STATISTICS

Click or scan on the QR Code to access updated statistical information.

COLLEGE

- Played his first four seasons at Southern Methodist (2020-23) and his final season at Missouri (2024), starting 42-of-55 games in his collegiate career.
- First Team All-AAC (2023) (at Southern Methodist).
- In his final three years at Southern Methodist, the team ranked in the top 25 in passing offense, total offense and scoring offense.
- In two of his final three seasons at Southern Methodist, the team ranked in the top 25 in sacks allowed, red zone offense and first down offense.

PERSONAL

- A three-star recruit by 247sports.com and two-star by Rivals.com in 2020.
- Named first-team all-district in 2018 and 2019.
- Son of Stefan and Dena Bryant.

KEVIN BYARD III

31 | SAFETY

HT: 5-11 | **WT:** 212 | **Born:** 8/17/1993 | **Exp. (NFL/Patriots):** 11/1
GP/GS (Playoffs): 165/156 (10/10) | **Acq:** UFA (CHI)-26
College: Middle Tennessee State | **Hometown:** Lithonia, Ga.
PRO BOWL: 17, 21, 25

PRONOUNCED BY-urd

CAREER TRANSACTIONS

Kevin Byard was signed by the New England Patriots as an unrestricted free agent from Chicago on March 12, 2026 ... Originally drafted by Tennessee in the third round (64th overall) of the 2016 NFL Draft ... Acquired by Philadelphia in a trade with Tennessee in exchange for S Terrell Edmunds and a 2024 fifth-round pick and a 2024 sixth-round pick (10/23/23) ... Released by Philadelphia (3/1/24) ... Signed by Chicago (3/10/24).

CAREER HIGHLIGHTS

- Reunited with Mike Vrabel after spending six seasons with him in Tennessee from 2018-23. Byard posted the third-most tackles (592) and tied for the fourth-most interceptions (20) among all safeties in that timeframe.
- Since entering the league in 2016, he ranks second the NFL in interceptions with 36, trailing Harrison Smith with 39, and is second in total tackles among defensive backs with 953.
- Three-time Associated Press All-Pro First Team honoree (2017, 2021, 2025) and three-time Pro Bowler (2017, 2021, 2025).
- Led the NFL in interceptions in 2025 with 7 and tied for the league lead in 2017 with a career high 8 interceptions, sharing the title with CB Darius Slay.
- Has never missed a game in his career.
- Accumulated 100 tackles in four seasons: 2024 (130), 2023 (122), 2022 (106) and 2020 (111).
- Has scored touchdowns on three separate occasions: a 66-yard touchdown pass vs at Houston (9/16/18), which was the longest touchdown pass by a primarily defensive player in the Super Bowl era, a fumble recovery for a touchdown at Jacksonville (10/10/21), and a pick six at the L.A. Rams (11/7/21).

SEASONAL REVIEWS

2026 (1/1)

- Named a team captain for the eighth consecutive year and for the first time as a Patriot.
- Made his Patriot debut at Seattle (9/9) and finished with 5 tackles.

2025 (17/17, 2/2 - CHICAGO)

- Started in all 17 games and finished with 93 tackles (61 solo, 32 assists), a league-leading 7 interceptions and 8 passes defensed.
- Started both postseason games - the Wild Card Round vs. Green Bay (1/10) and the Divisional Round vs. the L.A. Rams (1/18) - and tallied 10 tackles.
- Named Associated Press First-Team All-Pro for the third time in his career.
- Earned Pro Bowl honors for the third time in his career.
- Selected as a team captain for the seventh straight season.
- Sealed the 31-14 victory vs. Dallas (9/21) after he picked off a pass from QB Joe Milton III that was intended for WR KaVontae Turpin with 58 seconds left in the game. Added 7 tackles and 1 pass defensed.

UPDATED STATISTICS

Click or scan on the QR Code to access updated statistical information.

HONORS AND AWARDS

2026: Team Captain
2025: Team Captain
Pro Bowl
AP All-Pro First Team
PFWA All-NFL Team
2024: Team Captain
2023: Team Captain
2022: Team Captain
2021: Team Captain
Pro Bowl
AP All-Pro First Team
AFC Defensive Player of the Month (October)
PFWA All-NFL Team
2020: Team Captain
Walter Payton Man of the Year Nominee
2019: Team Captain
2017: Pro Bowl
AP All-Pro First Team
AFC Defensive Player of the Week (Week 7)
AFC Defensive Player of the Week (Week 17)
PFWA All-NFL Team

- Had his fifth career multi-interception game (2) at Las Vegas (9/28), tying him with CB Xavien Howard for the most such games since he entered the NFL in 2016. The first interception came on a pass from QB Geno Smith that was intended for WR Jakobi Meyers on a third-and-10 situation in the first quarter, and he returned it 35 yards to the Las Vegas 24-yard line. K Cairo Santos connected on a 46-yard field goal for the first score of the game on the ensuing drive. His second interception came on a pass from Smith that was intended for Meyers on a third-and-7 situation in the second quarter, and he returned it 12 yards to the Las Vegas 24-yard line. Santos connected on a 43-yard field goal on the ensuing drive. Also had 7 tackles and 1 pass defensed.
- Grabbed his fifth interception of the season vs. Minnesota (11/16) when he picked off a pass from QB J.J. McCarthy that was intended for WR Justin Jefferson in the second quarter. He returned it 23 yards to the Minnesota 25-yard line and helped set up a 38-yard field goal by K Cairo Santos.

2024 (17/17 - CHICAGO)

- Started in all 17 games and finished with a career high and team-leading 130 tackles (80 solo, 50 assists), 2 sacks, 1 interception, 1 forced fumble, 2 fumble recoveries and 7 passes defensed.
- Recorded double-digit tackles in five games: 11 at Houston (9/15), 11 vs. New England (11/10), 13 vs. Minnesota (11/24), 10 at Detroit (11/28) and 14 at Green Bay (1/5/25).
- Recovered a fumble that was forced by DT Andrew Billings, who knocked the ball loose from RB Cam Akers in the fourth quarter. Helped set up a 54-yard field goal by K Cairo Santos.
- Recorded an interception vs. Carolina (10/6) when he picked off a pass from QB Andy Dalton that was intended for WR Jonathan Mingo in the third quarter. Helped set up a 33-yard field goal by K Cairo Santos on the ensuing drive. Added 6 tackles.
- Sacked QB Kyler Murray for a 3-yard loss to force a punt in the first quarter at Arizona (11/3). Also recovered a fumble after Murray mishandled a snap in the fourth quarter. Added 7 tackles.
- Had a single-game career high 14 tackles (9 solo, 5 assists) at Green Bay (1/5/25). Forced a fumble after he strip sacked QB Malik Willis in the third quarter.

2023 (10/10, 1/1 - PHILADELPHIA)

- Acquired by Philadelphia in a trade with Tennessee on Oct. 23 and started in all 10 remaining games. Finished with 75 tackles, 1 interception and 3 passes defensed.
- Started in the Wild Card Round at Tampa Bay (1/15/24) and totaled 5 tackles.
- Registered an interception in just his third game as an Eagle at Kansas City (11/20) when he picked off a pass from QB Patrick Mahomes that was intended for WR Justin Watson in the second quarter. Finished with a team-leading 8 tackles, 2 passes defensed and the interception.
- Had two games with double-digit tackles: 13 vs. Buffalo (11/26) and 11 vs. Arizona (12/31).

2023 (6/6 - TENNESSEE)

- Started in six games for Tennessee before being traded to Philadelphia on Oct. 23. Finished with 47 tackles and 1 fumble recovery.
- Had two games with double-digit tackles: 12 vs. the L.A. Chargers (9/17) and 10 vs. Baltimore (10/15).
- Recovered a fumble vs. Cincinnati (10/1) after LB Trevis Gipson strip sacked QB Joe Burrow in the third quarter.

2022 (17/17 - TENNESSEE)

- Started all 17 games, accumulating a team-leading 106 tackles (68 solo), 6 passes defensed and 4 interceptions, along with 2 special teams tackles.
- Had two games with double-digit tackles: 12 vs. the N.Y. Giants (9/11) and 12 at Kansas City (11/6).
- Played in his 100th-career game vs. Las Vegas (9/25), logging 4 tackles and an interception.
- Recorded 2 interceptions vs. Dallas (12/29), the fourth game of his career with multiple interceptions. It also marked 27 interceptions for him with the Titans, the most by any Titans player since the franchise relocated to Tennessee and tied for fourth-most in franchise history.

2021 (17/17, 1/1 - TENNESSEE)

- Started in all 17 of the team's games at safety, notching a team-leading 88 tackles (57 solo), 13 passes defensed, 5 interceptions (including one returned for a touchdown), 2 forced fumbles, 1 fumble recovery that was returned for a touchdown, 1 sack and 1 tackle for loss.
- Received First-Team All-Pro and Pro Bowl honors at safety after tying for fourth in the NFL in interceptions and tying for first among safeties.
- Named AFC Defensive Player of the Month for the Month of October after logging 27 tackles, 7 passes defensed, 3 interceptions (including one returned for a touchdown), 1 forced fumble and 1 fumble recovery returned for a touchdown.
- Scored two defensive touchdowns: a fumble recovered for a touchdown at Jacksonville (10/10) and a pick six at the L.A. Rams (11/7).
- Logged double-digit tackles twice: 11 at Jacksonville (10/10) and 12 at New England (11/28).
- Recorded an interception and recovered a fumble for a touchdown at Jacksonville (10/10), the first defensive score of his career. He scooped up the ball and scored on a 30-yard return off of an Elijah Molden forced fumble on Dan Arnold to give the Titans their first score. He also logged the 20th interception of his career on a pass to the end zone from QB Trevor Lawrence to end the game. He was the ninth player in franchise history to log an interception and fumble recovery touchdown in the same game.
- Produced an interception at Indianapolis (10/31) to set up the game winning field goal in overtime, intercepting a pass from QB Carson Wentz intended for WR Michael Pittman Jr. and returning it 14 yards to the Colts' 32-yard line.
- Logged his first career pick six at the L.A. Rams (11/7), intercepting a ball from QB Matthew Stafford intended for WR Robert Woods and putting the Titans up 14-3.
- Started the team's Divisional Round game vs. Cincinnati (1/22/22), notching three total tackles.

2020 (16/16, 1/1 - TENNESSEE)

- Started all 16 games, accumulating 111 tackles (79 solo), 7 passes defensed, 1 interception, 1 tackle for loss and 1 forced fumble.
- Posted double-digit tackles in three games: 10 vs. Indianapolis (11/12), 11 at Jacksonville (12/13) and 11 vs. Detroit (12/20).
- Posted his first career forced fumble at Denver (9/14) on a 2-yard reception by RB Melvin Gordon III, which was recovered by DT Jeffery Simmons at the Broncos' 23-yard line early in the second quarter.
- Started in the team's Wild Card Round matchup vs. Baltimore (1/10/21), registering 5 tackles and 1 pass defensed.

2019 (16/16, 3/3 - TENNESSEE)

- Started all 16 games at safety, logging 79 tackles (57 solo), 9 passes defensed, 5 interceptions and 2 tackles for loss, with 5 special teams tackles. Also caught one pass for 11 yards.
- Tied for fourth in the NFL in interceptions, and tied for second among safeties.
- Had two games with double-digit tackles: 11 vs. Philadelphia (9/30) and 10 vs. Indianapolis (12/30).
- Intercepted a Josh Allen third-and-five pass in the third quarter vs. Buffalo (10/6) to set up a Titans touchdown.

JUST HOW THEY DREW IT UP

With 10:00 left in the first quarter vs. Houston on Sept. 16, 2018, the Tennessee offense stalled out at the Tennessee 34-yard line on their opening drive and was faced with a fourth-and-8 situation. The Titans lined up to punt the ball but snapped it directly to Byard, who threw it to a wide open Dane Cruikshank on the right side of the field. Cruikshank would avoid two Houston defenders and take the pass 66 yards to the end zone, opening the scoring for the game. The touchdown pass would was the longest by any primarily defensive player in the Super Bowl era, and left Byard with a perfect passer rating of 158.3.

- Recorded his first career reception vs. the L.A. Chargers (10/20). Caught an 11-yard pass from P Brett Kern on a fake punt to convert on fourth-and-8 on the team's opening drive, which helped set up their opening score.
- Started all three of the team's postseason games, including the Wild Card Round at New England (1/4/20), the Divisional Round at Baltimore (1/11/20) and the AFC Championship at Kansas City (1//19/20). Posted totals of 20 tackles (15 solo), 1 pass defensed and 1 interception, along with 1 special teams tackle.
- Notched a playoff career high 11 tackles and 1 interception in the Divisional Round at Baltimore (1/11/20), returning the interception 31 yards to help set up the team's opening touchdown in the first quarter.

2018 (16/16 - TENNESSEE)

- Started in all 16 games for Tennessee, producing 86 tackles (60 solo), 8 passes defensed, 4 interceptions, 3 tackles for loss and 2 sacks, along with 4 special teams tackles. Also threw a 66-yard touchdown pass.
- Tied for fourth among safeties in interceptions.
- Threw the opening touchdown vs. Houston (9/16) on a 66-yard pass to DB Dane Cruikshank on a fake punt on fourth-and-14 from the Tennessee 34-yard line. He was the first primarily defensive player in franchise history to throw a touchdown pass, and it was the longest touchdown pass by a defensive player in the Super Bowl era.
- Logged double-digit tackles in a game for the first time vs. Philadelphia (9/30), finishing with 11 total.

2017 (16/16, 2/2 - TENNESSEE)

- Started all 16 games, finishing with 87 tackles (62 solo), 16 passes defensed, a career-high 8 interceptions, 3 tackles for loss and 2 fumble recoveries.
- Was named First-Team All-Pro and selected to the Pro Bowl as a safety.
- Received AFC Defensive Player of the Week honors twice (Week 7 and Week 17).
- His 8 interceptions tied for the league lead and were the most by any Titan in a season since the team relocated from Houston to Tennessee in 1996.
- Recorded his first career interception at Houston (10/1) on a pass from QB Deshaun Watson intended for WR DeAndre Hopkins.
- Awarded AFC Defensive Player of the Week for Week 7 after logging 3 interceptions at Cleveland (10/22) and tying the franchise's single-game record. He was the ninth Titan to do so in a single game.
- Produced two interceptions vs. Baltimore (11/5), becoming the first player in Titans history to have multiple interceptions in back-to-back games in a single season. He also became the fifth player in the Super Bowl era (1967) to record 5 interceptions over two games in a single season.
- Registered 2 interceptions vs. Jacksonville (12/31), for which he received AFC Defensive Player of the Week honors for Week 17. It was his third game of the season with multiple interceptions, joining DBs Miller Farr (1967) and Mike Reinfeldt (1979) as the only players in team history to have three games with multiple interceptions in a single season.
- Became the 10th player since 2000 with at least three games with multiple interceptions in a single season.
- Started both of the team's playoff games in the Wild Card Round at Kansas City (1/6/18) and at New England (1/13/18). He finished with 15 tackles (14 solo).

2016 (16/7 - TENNESSEE)

- Played in all 16 games with seven starts, logging 51 tackles (40 solo), 5 tackles for loss, 4 passes defensed and 1 sack, along with 8 special teams tackles.
- Made his NFL debut vs. Minnesota (9/11), recording 4 tackles and 1 tackle for loss, with 1 special teams tackle.
- Started the final seven games for the season at safety, with his first career start coming vs. Green Bay (11/13). He produced 7 tackles, 1 sack, 1 tackle for loss and 1 special teams tackle.

COLLEGE

- Played four seasons at Middle Tennessee State (2012-15) after taking a redshirt year, appearing in 49 games with 46 starts. He finished his career in Murfreesboro with 312 tackles (195 solo), 36 passes defensed, 19 interceptions (including four returned for touchdowns), 5 tackles for loss, 5 forced fumbles, 1 fumble recovery and 1 blocked kick. He also returned one punt 76 yards for a touchdown.
- Is the career leader in interceptions, interception return yards (377) and pick sixes for the Lightning, and ranks sixth in total tackles. His #20 jersey was retired by the program.
- Played in 12 games with nine starts as a senior in 2015, logging 66 tackles (43 solo), 10 passes defensed, 4 interceptions and 1 tackle for loss. He was named a permanent team captain and earned First Team All-C-USA honors.
- Started all 12 games in 2014 as a junior, producing 66 tackles (43 solo), 10 passes defensed, 6 interceptions, 3 tackles for loss, 2 forced fumbles and a blocked kick. He also returned a punt 76 yards for a touchdown on the first and only punt return of his career. He was named to the All-C-USA First Team.
- Started all 13 games in 2013 and registered a career-high 106 tackles (61 solo), 10 passes defensed, 5 interceptions (including 2 pick sixes), 1 tackle for loss, 1 forced fumble and 1 fumble recovery.
- Started all 12 games as a redshirt freshman, notching 74 tackles (48 solo), 6 passes defensed, 4 interceptions (with 2 pick sixes) and 2 forced fumbles. Named a FWAA Freshman All-American.

PERSONAL

- Attended Martin Luther King Jr. High School (Lithonia, Ga.), and was voted first-team all-state Class 5A as a senior.

KEVIN BYARD III STATISTICS

POS: S HT: 5-11 WT: 212 LBS YEAR: 11TH ACQ: UFA (CHI)-26 COLLEGE: MIDDLE TENNESSEE BORN: 8/17/93

REGULAR SEASON DEFENSIVE STATISTICS

			TACKLES					INTERCEPTIONS						MISCELLANEOUS				
Year	Team	G/S	TT	UT	A	S	YDS	NO	YDS	AVG	LG	TD	PD	FF	FR	YDS	TD	SPT
2016	Titans	16/7	51	40	1	1.0	8.0	0	0	0.0	0	0	4	0	0	0	0	8
2017	Titans	16/16	87	62	25	0.0	0.0	8	130	16.3	33	0	16	0	2	6	0	0
2018	Titans	16/16	86	60	26	2.0	18.0	4	1	0.3	1	0	8	0	0	0	0	4
2019	Titans	16/16	79	57	22	0.0	0.0	5	79	15.8	28	0	9	0	0	0	0	5
2020	Titans	16/16	111	79	32	0.0	0.0	1	0	0.0	0	0	7	1	0	0	0	0
2021	Titans	17/17	88	57	31	1.0	11.0	5	66	13.2	24t	1	13	2	1	30t	1	0
2022	Titans	17/17	106	68	38	0.0	0.0	4	57	14.3	28	0	6	0	0	0	0	2
2023	Titans	6/6	47	30	17	0.0	0.0	0	0	0.0	0	0	0	0	1	0	0	0
2023	Eagles	10/10	75	50	25	0.0	0.0	1	0	0.0	0	0	3	0	0	0	0	0
2024	Bears	17/17	130	80	50	2.0	17.0	1	0	0.0	0	0	7	1	2	0	0	0
2025	Bears	17/17	93	61	32	0.0	0.0	7	91	13.0	35	0	8	0	0	0	0	0
TOTALS- 10 years		**164/155**	**953**	**644**	**309**	**6.0**	**54.0**	**36**	**424**	**11.8**	**35**	**1**	**81**	**4**	**6**	**36**	**1**	**19**

Additional Statistics: Threw a 66-yard touchdown pass to DB Dane Cruikshank on a fake punt at Houston (9/16/18). Caught an 11-yard pass from P Brett Kern on a fake punt to convert on fourth-and-8 vs. the L.A. Chargers (10/10/19).

POSTSEASON DEFENSIVE STATISTICS

			TACKLES					INTERCEPTIONS						MISCELLANEOUS				
Year	Team	G/S	TT	UT	A	S	YDS	NO	YDS	AVG	LG	TD	PD	FF	FR	YDS	TD	SPT
2017	Titans	2/2	15	14	1	0	0.0	0	0	0.0	0	0	0	0	0	0	0	0
2019	Titans	3/3	20	15	5	0	0.0	1	31	31.0	31	0	1	0	0	0	0	1
2020	Titans	1/1	5	2	3	0	0.0	0	0	0.0	0	0	1	0	0	0	0	0
2021	Titans	1/1	3	3	0	0	0.0	0	0	0.0	0	0	0	0	0	0	0	0
2023	Eagles	1/1	5	5	0	0	0.0	0	0	0.0	0	0	0	0	0	0	0	0
2025	Bears	2/2	10	6	4	0	0.0	0	0	0.0	0	0	0	0	0	0	0	0
Totals – 6 Years		**10/10**	**58**	**45**	**13**	**0**	**0.0**	**1**	**31**	**31.0**	**31**	**0**	**2**	**0**	**0**	**0**	**0**	**1**

WILL CAMPBELL

66 | TACKLE

HT: 6-6 | **WT:** 319 | **Born:** 1/6/2004 | **Exp. (NFL/Patriots):** 2/2
GP/GS (Playoffs): 14/14 (4/4) | **Acq:** D1-25 (4th)
College: Louisiana State | **Hometown:** Monroe, La.

CAREER TRANSACTIONS

Will Campbell was drafted by the New England Patriots in the first round (4th overall) of the 2025 NFL Draft.

SEASONAL REVIEWS

2026 (1/1)

- Named an offseason award winner by Head Coach Mike Vrabel.
- Serves as the starting left tackle.

2025 (13/13, 4/4)

- Started in all 13 games he played in at left tackle and saw limited action on field goals and extra points.
- Started in all four postseason games at left tackle.
- Made his NFL debut vs. Las Vegas (9/7) and was one of three rookies to start for the Patriots on opening day, alongside OL Jared Wilson and S Craig Woodson.
- Helped pave the way for the rushing game to produce 17% of the offensive yardage at Tennessee (10/19), as the team totaled 175 rushing yards on 36 carries for a 4.9-yard average, the highest total since gaining 200 yards vs. Indianapolis on Dec. 1, 2024.
- Helped pave the way for a season high in rushing yards (177) vs. Cleveland (10/26), following a 175-yard rushing performance at Tennessee (10/19). Marked the first time the team has had back-to-back games with at least 175 yards rushing since 2020 when they had 250 yards rushing vs. Las Vegas (9/27/20) followed by 185 yards at Kansas City (10/5/20).
- Helped pave the way for RB TreVeyon Henderson's two touchdown runs of 50-plus yards at Tampa Bay (11/9), a 55-yard touchdown run in the third quarter and a 69-yard touchdown run in the fourth quarter that helped seal a 28-23 victory.
- Left the game at Cincinnati (11/23) due to injury and replaced by Vederian Lowe for the remainder of the game.

UPDATED STATISTICS

Click or scan on the QR Code to access updated statistical information.

- Placed on injured reserve on Nov. 26 and activated on Jan. 3, 2026, prior to the final game of the regular season.
- Made his return to play vs. Miami (1/4/26), starting at left tackle.

COLLEGE

- Spent three seasons at LSU (2022-24), starting all 38 games of his collegiate career for the Tigers.
- At LSU, Campbell earned a plethora of honors, including First-Team and Consensus All-America honors in 2024, First-Team All-SEC honors (2024), Second-Team All-SEC honors (2023) and Freshman All-America honors as a true freshman in 2022.

PERSONAL

- One of the nation's top offensive tackle prospects for the Class of 2022 and the top-rated high school player in the state of Louisiana.
- Four-year starter on the offensive line at Neville High School.
- Selected to participate in the 2022 Under Armour All-American Game.
- Inserted into the lineup due to an injury to a starter as a freshman at right tackle and never left the field.
- Helped team to a 10-3 mark and semifinal appearance as a sophomore.
- Team returned to the state semifinals as both a junior and senior.

CHANNING **CANADA**

29 | CORNERBACK

HT: 5-11 | **WT:** 190 | **Born:** 8/17/2002 | **Exp. (NFL/Patriots):** Rookie
GP/GS (Playoffs): 1/0 (0/0) | **Acq:** FA-26
College: TCU | **Hometown:** Boutte, La.

PLAYERS

CAREER TRANSACTIONS

Channing Canada was signed by the New England Patriots as a rookie free agent on May 8, 2026.

SEASONAL REVIEWS

2026 (1/0)

- Made his NFL debut at Seattle (9/9), contributing on special teams.

COLLEGE

- Spent three seasons at Texas Christian (2023-25) and played in 38 games with 81 tackles, 1 sack, 2 interceptions and 3 passes defensed.
- Started all 13 games in 2025 and totaled 30 tackles with 22 solo tackles.

UPDATED STATISTICS

Click or scan on the QR Code to access updated statistical information.

- Started at Trinity Valley Community College and emerged as the nation's top-ranked junior college cornerback and No. 3 overall JUCO recruit.
- Totaled 21 tackles and 4 passes defensed in his final year at Trinity Valley.

PERSONAL

- Attended Hahnville High School in Boutte, La.

EFTON CHISM III

86 | WIDE RECEIVER

HT: 5-10 | **WT:** 198 | **Born:** 10/26/2001 | **Exp. (NFL/Patriots):** 2/2
GP/GS (Playoffs): 8/1 (2/0) | **Acq:** FA-25
College: Eastern Washington | **Hometown:** Monroe, Wash.

CAREER TRANSACTIONS

Efton Chism III was signed by the New England Patriots as a rookie free agent on May 9, 2025.

SEASONAL REVIEWS

2026 (0/0)

- Inactive at Seattle (9/9).

2025 (8/1, 2/0)

- Played in eight games with one start as a reserve receiver and kick returner and finished with 3 receptions for 75 yards and 1 touchdown and 16 kickoff returns for 383 yards. Also had 2 fair catches at punt returner.
- Contributed as a reserve receiver and lined up at kick returner vs. the L.A. Chargers (1/11/26) in the Wild Card Round and vs. Houston (1/18/26) in the Divisional Round and had 1 reception for 20 yards and 3 kickoff returns for 68 yards.
- One of three rookie free agents to make the opening day roster, joining DT Eric Gregory and LB Elijah Ponder.
- Inactive for the first five games of the season and also vs. Cleveland (10/26), at Cincinnati (11/23), vs. the N.Y. Giants (12/1), vs. Buffalo (12/14) and at Baltimore (12/21).
- Made his NFL debut at New Orleans (10/12) after being inactive for the first five games. He returned 5 kicks for 129 yards, including a 28-yard return, and appeared on offense for the final two kneel-down plays in the fourth quarter. Also lined up for a third quarter punt after Marcus Jones was briefly sidelined due to injury.
- Handled kickoff return duties for the second straight week at Tennessee (10/19) and saw playing time on offense after entering the game on the first offensive series.
- Playing time on offense at the N.Y. Jets (12/28) increased due to WR Mack Hollins being placed on Injured Reserve. He recorded his first career reception on a 30-yard pass from QB Drake Maye in the first quarter. Later in the third quarter, he caught his first career touchdown pass on a 10-yard pass from Maye. He finished the game with 2 receptions for 40 yards (20.0 avg.) and 1 touchdown.
- Made his first NFL start at wide receiver vs. Miami (1/4/26), logging a 35-yard reception on a pass from QB Drake Maye's in the first quarter. He also lined up as a kick returner and punt returner, where he had 2 fair catches.
- Inactive for the final two postseason contests: the AFC Championship at Denver (1/25/26) and Super Bowl LX vs. Seattle (2/8/26).

UPDATED STATISTICS

Click or scan on the QR Code to access updated statistical information.

ROOKIE AND THE VETS

WR Efton Chism III is developing a work ethic by following his veteran wide receivers. Wide receivers coach Todd Downing recently addressed his thoughts on Chism's work ethic: *"It starts well before he ever hits the field,"* Downing said. *"This guy's one of the first guys in. A lot of times he'll pop into my office super early in the morning, as I'm just getting going, and he wants to sit there and just watch me build the PowerPoint for the meeting that day or something. Just to kind of get an extra time or an extra rep, the mental processing for the system. He stays late with Mack (Hollins) and goes through things with Mack, and those two have developed a cool relationship, so that piece of it's cool, and then what he does on the field is he translates that into playing fast and confident. He knows exactly what to do, so then he can go out and execute it."*

COLLEGE

- Spent five seasons playing at Eastern Washington (2020-24).
- In 53 career games, recorded 346 receptions for 3,852 yards and 37 touchdowns.
- In 2024, finished the year with a school-record 120 receptions for 1,311 yards and 13 touchdowns. Also finished first in the country with 10 receptions per game.
- 2024 AP All-American and All Big-Sky First Team selections.

PERSONAL

- Was a standout wide receiver at Monroe High School (2016-19), totaling 166 catches for 2,581 yards and 39 total touchdowns.
- Established several school records, including most receptions (13) and yards (215) in a single game.
- As a senior, earned a spot on the Seattle Times All-Area squad.

EFTON CHISM III **STATISTICS**

POS: WR HT: 5-10 WT: 198 LBS YEAR: 2ND ACQ: FA-25 COLLEGE: EASTERN WASHINGTON BORN: 10/26/01

REGULAR SEASON STATISTICS

			RECEIVING					RUSHING			
Year	*Team*	*G/S*	*REC*	*YDS*	*AVG*	*LG*	*TD*	*NO*	*YDS*	*AVG*	*TD*
2025	Patriots	8/1	3	75	25.0	35	1	-	-	-	-
Totals – 1 Year		**8/1**	**3**	**75**	**25.0**	**35**	**1**	**-**	**-**	**-**	**-**

REGULAR SEASON RETURNING STATISTICS

			KICK RETURNS					PUNT RETURNS					
Year	*Team*	*G/S*	*NO.*	*YDS*	*AVG*	*LG*	*TD*	*NO*	*FC*	*YDS*	*AVG*	*LG*	*TD*
2025	Patriots	8/1	16	383	23.9	31	0	0	2	0	0.0	0	0
Totals – 1 Year		**8/1**	**16**	**383**	**23.9**	**31**	**0**	**0**	**2**	**0**	**0.0**	**0**	**0**

POSTSEASON STATISTICS

			RECEIVING					RUSHING			
Year	*Team*	*G/S*	*REC*	*YDS*	*AVG*	*LG*	*TD*	*NO*	*YDS*	*AVG*	*TD*
2025	Patriots	2/0	1	20	20.0	20	0	-	-	-	-
Totals – 1 Year		**2/0**	**1**	**20**	**20.0**	**20**	**0**	**-**	**-**	**-**	**-**

POSTSEASON RETURNING STATISTICS

			KICK RETURNS					PUNT RETURNS					
Year	*Team*	*G/S*	*NO.*	*YDS*	*AVG*	*LG*	*TD*	*NO*	*FC*	*YDS*	*AVG*	*LG*	*TD*
2025	Patriots	2/0	3	68	22.7	26	0	-	-	-	-	-	-
Totals – 1 Year		**2/0**	**3**	**68**	**22.7**	**26**	**0**	**-**	**-**	**-**	**-**	**-**	**-**

DAMETRIOUS **CROWNOVER**

68 | TACKLE

HT: 6-7 | **WT:** 319 | **Born:** 9/12/2001 | **Exp. (NFL/Patriots):** Rookie
GP/GS (Playoffs): 1/0 (0/0) | **Acq:** D6a-26 (196th)
College: Texas A&M | **Hometown:** Grandview, Texas

CAREER TRANSACTIONS

Dametrious Crownover was drafted by the New England Patriots in the sixth round (196th overall) of the 2026 NFL Draft.

SEASONAL REVIEWS

2026 (1/0)

- Plays on the field goal and extra point units.
- Made his NFL debut at Seattle (9/9).

COLLEGE

- Played in 46 games at tackle.
- Started all 13 games at right tackle en route to a College Football Playoff appearance in 2025 and allowed just 2 sacks in the regular season. Paved the way for Texas A&M's rushing offense that ranked 30th in the nation.
- Earned the Aggie Offensive Unselfish Leadership Award in 2022.

UPDATED STATISTICS

Click or scan on the QR Code to access updated statistical information.

PERSONAL

- Originally committed to Texas A&M as a tight end and converted to offensive tackle.
- Coached by Brad Davis at Grandview High School (Texas).
- Brother, Earnest, played running back for Texas A&M.
- Married his wife, Makenzie, in May 2025.

CARLTON DAVIS III

7 | CORNERBACK

HT: 6-1 | **WT:** 200 | **Born:** 12/31/1996 | **Exp. (NFL/Patriots):** 9/2
GP/GS (Playoffs): 107/106 (13/13) | **Acq:** UFA (DET)-25
College: Auburn | **Hometown:** Miami, Fla.

SUPER BOWLS: 20

CAREER TRANSACTIONS

Carlton Davis III was signed by the New England Patriots as a unrestricted free agent from Detroit on March 13, 2025 ... Originally drafted by Tampa Bay in the second round (63rd overall) of the 2018 NFL Draft ... Re-signed by Tampa Bay as an unrestricted free agent (3/16/22) ... Acquired by Detroit in a trade with Tampa Bay along with a 2024 sixth-round draft pick and a 2025 sixth-round draft pick in exchange for a 2024 third-round draft pick (3/13/24).

CAREER HIGHLIGHTS

- Super Bowl LV Champion.
- Only NFL player to produce at least 18 passes defensed in both the 2019 and 2020 seasons, with 19 in 2019 and 18 in 2020.

SEASONAL REVIEWS

2026 (1/1)

- Started at cornerback at Seattle (9/9) and finished with 3 tackles. Briefly left the game due to injury in the first quarter and was replaced by CB Charles Woods, but returned to the game.

2025 (17/17, 4/4)

- Started all 17 games at cornerback and finished with 69 tackles (39 solo, 30 assists) and 10 passes defensed.
- Started all four postseason games and tallied 20 tackles (14 solo, 6 assists), 2 interceptions and 4 passes defensed.
- Played in his 100th career game vs. the N.Y. Jets (11/13), recording 2 tackles.
- Had 3 passes defensed in the final drive at Cincinnati (11/23) to help stall the Bengals offense and secure the 26-20 victory for the Patriots. Also led the team with 8 tackles.
- Caught his first two-career postseason interceptions in the Divisional Round vs. Houston (1/18/26). His first came on a sideline pass from QB C.J. Stroud intended for WR Christian Kirk in the first quarter on the New England 18-yard line. The second came on a pass intended for WR Xavier Hutchinson in the second quarter on the New England 48-yard line. It is the eighth time a Patriots player has had at least two interceptions in a postseason game, and the first since CB Alfonzo Dennard vs. Indianapolis on Jan. 11, 2014.

2024 (13/13, 0/0 - DETROIT)

- Acquired by Detroit from Tampa Bay along with a 2024 sixth-round draft pick and a 2025 sixth-round draft pick in exchange for a 2024 third-round pick on March 13.
- Started 13 games at cornerback for Detroit before landing on injured reserve before week 16. Totaled 56 tackles, 2 interceptions, 1 forced fumble, 2 fumble recoveries, and 11 passes defensed.
- Registered 10 total tackles in his first game in a Lions uniform vs. the Los Angeles Rams (9/8).
- Recovered a fumble forced by LB Jack Campbell vs. Seattle (9/30) that he returned for 49 yards. Totaled a season-high 3 passes defensed.
- Recovered a fumble in the third quarter vs. Tennessee (10/27).
- Picked off QB C.J. Stroud twice in a win at Houston (11/10).
- Placed on injured reserve on Dec. 17 after suffering an injury vs. Buffalo (12/15), forcing him to miss the rest of the regular season and the postseason.

2023 (12/12, 2/2 - TAMPA BAY)

- Started 12 games at cornerback for Tampa Bay, totaling 52 tackles, 2 interceptions, and 9 passes defensed.
- Inactive vs. Chicago (9/17) and vs. Philadelphia (9/25) due to injury.
- Returned to the starting lineup at New Orleans (10/1) after missing two games due to injury.
- Recorded 10 total tackles at Indianapolis (11/26). Picked off QB Gardner Minshew in the second quarter deep in Colts territory.
- Totaled a season-high 3 passes defensed to go with an interception of QB Desmond Ridder at Atlanta (12/10).
- Inactive at Green Bay (12/17) due to injury.
- Inactive vs. New Orleans (12/31) due to injury.
- Started in the Wild Card round vs. Philadelphia (1/15) and the Divisional Round at Detroit (1/21).

2022 (13/13, 1/1 - TAMPA BAY)

- Started all 13 games he was active for, recording 63 tackles, 12 passes defensed, 1 interception, 1 forced fumble and 1 fumble recovery.
- Totaled 8 tackles, 1 pass defensed and 1 fumble recovery at New Orleans (9/18).
- Registered 6 tackles and 1 forced fumble vs. Green Bay (9/25), his third career forced fumble and first since 2019.
- Tallied 4 tackles and 1 pass defensed before leaving with injury vs. Atlanta (10/9).
- Inactive at Carolina (10/23) and vs. Baltimore (10/27) due to

UPDATED STATISTICS

Click or scan on the QR Code to access updated statistical information.

injury.

- Added a special teams tackle to go with 4 other tackles and a pass defensed vs. New Orleans (12/5).
- Recorded 6 tackles, 4 passes defensed and an interception of QB Joe Burrow vs. Cincinnati (12/18). His 4 passes defensed were tied for his second-most in a game in his career.
- Inactive vs. Carolina (1/1) and at Atlanta (1/8) due to injury.
- Started in the Wild Card round vs. Dallas (1/16).

2021 (10/10, 2/2 - TAMPA BAY)

- Played in 10 regular season games as starting cornerback, totaling 38 tackles, 11 passes defensed, 1 interception and 1 fumble recovery.
- Intercepted QB Dak Prescott vs. Dallas (9/9) in the third quarter that set up a Buccaneers touchdown. Additionally added 2 tackles and 3 passes defensed, tying an NFL Week 1 lead.
- Notched a tackle and a pass defensed at New England (10/3) before leaving with an injury.
- Placed on injured reserve on Oct. 7.
- Returned to action at Atlanta (12/5) after missing the seven games due to injury, registering 3 tackles, 3 passes defensed and a fumble recovery.
- Tallied 5 tackles and a pass defensed in the Wild Card game vs. Philadelphia (1/16)
- Recorded 2 tackles in the Divisional Round vs. the Los Angeles Rams (1/23).

2020 (14/14, 4/4 - TAMPA BAY)

- Started all 14 games he played in, recording 68 tackles, 18 passes defensed and 4 interceptions.
- Started at New Orleans (9/13), holding WR Michael Thomas to 17 receiving yards, the second-lowest total of his career.
- Intercepted Panthers QB Teddy Bridgewater at Carolina (9/20), which set up a Buccaneers field goal in the fourth quarter.
- Recorded his second interception of the season on a pass thrown by QB Justin Herbert vs. the Los Angeles Chargers (10/4).
- Recorded 7 tackles and 2 passes defensed, including an interception at Chicago (10/8), marking the first Buccaneer to post interceptions in consecutive games since 2016. His 3 interceptions are the most by a Buccaneers player through five games since Aqib Talib in 2010.
- Totaled 6 tackles and 4 passes defensed vs. Green Bay (10/18), including a deflection that was intercepted by S Mike Edwards that was returned to the Packers 2-yard line.
- Picked off QB Daniel Jones for his fourth interception of the season at the New York Giants (11/2), which led to a scoring drive.
- Notched 9 tackles and a pass defensed at Atlanta (12/20).
- Inactive at Detroit (12/26) and vs. Atlanta (1/3).
- Returned to action in the Wild Card game at Washington (1/9), tying for the team lead in tackles (9) while adding 2 passes defensed.
- Helped hold WR Michael Thomas to zero catches in the Divisional Round at New Orleans (1/17), while QB Drew Brees produced a 38.1 passer rating - his lowest ever in a postseason game.
- Recorded 7 tackles in the NFC Championship at Green Bay (1/24).
- Part of a defense that forced QB Patrick Mahomes into a 52.3 passer rating, the lowest of any game of his career. Helped hold the Chiefs to just 9 points in the Super Bowl victory (2/7).

2019 (14/14 - TAMPA BAY)

- Started all 14 games he was active for, totaling 59 tackles, 1 forced fumble, 1 fumble recovery, 1 interception and 19 passes defensed (second most by a Buccaneer since 2016).
- Recovered a fumble in the season opener vs. San Francisco (9/8) to go along with 3 tackles.
- Registered 7 tackles on defense and 1 on special teams at the Los Angeles Rams (9/29).
- Inactive at Seattle (11/3) and vs. Arizona (11/10).
- Returned to action with 2 tackles, 1 pass defensed and 1 forced fumble vs. New Orleans (11/17).
- Intercepted QB Matt Ryan among his career-high 5 passes defensed at Atlanta (11/24), tied for the most for any NFL player that season and most by a Buccaneer since 2007.
- Helped limit WR DeAndre Hopkins to 23 receiving yards vs. Houston (12/21), his lowest output in three seasons.

2018 (13/12 - TAMPA BAY)

- Started 12 of the 13 games he played in, registering 40 tackles, 4 passes defensed, 1 forced fumble and 1 fumble recovery.
- Started in NFL debut at New Orleans (9/9), recording 9 tackles.
- Registered his first career fumble recovery in a win vs. Philadelphia (9/16).
- Inactive at Atlanta (10/14) due to injury.
- Returned to action vs. Cleveland, totaling 2 tackles and a pass defensed.
- Inactive vs. Carolina (12/2) and vs. New Orleans (12/9) due to injury.

COLLEGE

- In 38 career games (32 starts) at Auburn (2015-17), totaled 138 tackles, 33 passes defensed, 4 interceptions, 3 forced fumbles and 4 fumble recoveries.
- 2017 first team All-America by SI.com and second team All-SEC selection.
- 2016 All-SEC third team member as a second-year starter at cornerback.
- As a true freshman starter at cornerback, was a member of the SEC All-Freshman team, marking the first Auburn Tiger to make the list since Daren Bates in 2009.

PERSONAL

- As a standout cornerback prospect from Miami Norland High School in Miami, Fla., totaled 50 tackles and 6 interceptions as a senior.
- Played in the Semper Fidelis All-American Bowl and was named Class 6A all-state and first-team All-Dade County.

CARLTON DAVIS III **STATISTICS**

POS: CB HT: 6-1 WT: 200 LBS YEAR: 9TH ACQ: UFA (DET)-25 COLLEGE: AUBURN BORN: 12/31/96

REGULAR SEASON DEFENSIVE STATISTICS

			TACKLES					*INTERCEPTIONS*						*MISCELLANEOUS*				
Year	*Team*	*G/S*	*TT*	*UT*	*A*	*S*	*YDS*	*NO*	*YDS*	*AVG*	*LG*	*TD*	*PD*	*FF*	*FR*	*YDS*	*TD*	*SPT*
2018	Buccaneers	13/12	40	36	4	0.0	0.0	0	0	0.0	0	0	4	1	1	0	0	0
2019	Buccaneers	14/14	59	53	6	0.0	0.0	1	0	0.0	0	0	19	1	1	0	0	1
2020	Buccaneers	14/14	68	52	16	0.0	0.0	4	42	10.5	34	0	18	0	0	0	0	0
2021	Buccaneers	10/10	38	32	6	0.0	0.0	1	25	25.0	25	0	11	0	1	0	0	1
2022	Buccaneers	13/13	63	52	11	0.0	0.0	1	0	0.0	0	0	12	1	1	0	0	2
2023	Buccaneers	12/12	52	40	12	0.0	0.0	2	3	0.7	3	0	9	0	0	0	0	0
2024	Lions	13/13	56	42	14	0.0	0.0	2	0	0.0	0	0	11	1	2	0	0	0
2025	Patriots	17/17	69	39	30	0.0	0.0	0	0	0.0	0	0	10	0	0	0	0	0
Totals – 8 Years		**106/105**	**445**	**346**	**99**	**0.0**	**0.0**	**11**	**70**	**6.4**	**34**	**0**	**94**	**4**	**6**	**0**	**0**	**4**

POSTSEASON DEFENSIVE STATISTICS

			TACKLES					*INTERCEPTIONS*						*MISCELLANEOUS*				
Year	*Team*	*G/S*	*TT*	*UT*	*A*	*S*	*YDS*	*NO*	*YDS*	*AVG*	*LG*	*TD*	*PD*	*FF*	*FR*	*YDS*	*TD*	*SPT*
2020	Buccaneers	4/4	21	15	6	0.0	0.0	0	0	0.0	0	0	3	0	0	0	0	1
2021	Buccaneers	2/2	7	5	2	0.0	0.0	0	0	0.0	0	0	1	0	0	0	0	0
2022	Buccaneers	1/1	4	3	1	0.0	0.0	0	0	0.0	0	0	0	0	0	0	0	0
2023	Buccaneers	2/2	11	10	1	0.0	0.0	0	0	0.0	0	0	2	0	0	0	0	0
2024	Lions	0/0					Injured Reserve											
2025	Patriots	4/4	20	14	6	0.0	0.0	2	0	0.0	0	0	4	0	0	0	0	0
Totals – 6 Years		**13/13**	**63**	**47**	**16**	**0.0**	**0.0**	**2**	**0**	**0.0**	**0**	**0**	**10**	**0**	**0**	**0**	**0**	**1**

TOMMY DEVITO

16 | QUARTERBACK

HT: 6-2 | **WT:** 210 | **Born:** 8/7/1998 | **Exp. (NFL/Patriots):** 4/2
GP/GS (Playoffs): 12/8 (0/0) | **Acq:** CW (NYG)-25
College: Illinois | **Hometown:** Cedar Grove, N.J.

CAREER TRANSACTIONS

Tommy DeVito was claimed off waivers and awarded to the New England Patriots from the New York Giants on August 27, 2025 ... Originally signed by the N.Y. Giants as a rookie free agent (5/5/23) ... Released by the N.Y. Giants (8/29/23) ... Signed by the N.Y. Giants to the practice squad (8/30/23) ... Elevated by the N.Y. Giants to the active roster from the practice squad (10/14/23) ... Reverted back to the N.Y. Giants practice squad (10/16/23) ... Elevated by the N.Y. Giants to the active roster from the practice squad (10/21/23) ... Reverted back to the N.Y. Giants practice squad (10/23/23) ... Elevated by the N.Y. Giants to the active roster from the practice squad (10/28/23) ... Reverted back to the N.Y. Giants practice squad (10/30/23) ... Signed by the N.Y. Giants to the 53-man roster from the practice squad (10/31/23) ... Released by the N.Y. Giants (8/26/25).

CAREER HIGHLIGHTS

- Has played in 12 games with eight starts, completing 145-of-222 passes (65.3%) for 1,358 yards and 8 touchdowns. Has 44 rushing attempts for 227 yards and 1 touchdown.
- Named NFC Offensive Player of the Week in Week 14 of the 2023 season for his performance in leading the Giants to a 24-22 Monday night victory vs. Green Bay (12/11/23).
- Ended the 2024 season with the second-longest active streak of passing attempts without an interception (183). Has not thrown an interception since Nov. 12, 2023 at Dallas.

SEASONAL REVIEWS

2026 (0/0)

- Serves as the team's backup quarterback.

2025 (0/0, 0/0)

- Served as the team's emergency third quarterback for the duration of the season and postseason after being claimed off waivers from the N.Y. Giants on Aug. 27.

2024 (3/2 - N.Y. GIANTS)

- Served as a backup quarterback and played in three games with two starts and completed 31-of-44 passes (70.5%) for 257 yards and totaled 32 yards on 8 carries.
- Started vs. Tampa Bay (11/24) in his 2024 debut and completed 21 of 31 passes for 189 yards.

2023 (9/6 - N.Y. GIANTS)

- Played in nine games with six starts and completed 114-of-178 passes (64.0%) for 1,101 yards, and 8 touchdowns. Added 36 rushing attempts for 195 yards (5.4-yard avg.) and 1 touchdown.
- Among rookie quarterbacks with a minimum of 100 passing attempts in 2023, DeVito finished second in touchdown percentage (4.5), completion percentage (64.0) and passer rating (88.9).
- Elevated to the active roster from the practice squad for the games at Buffalo (10/15) and vs. Washington (10/22) but did not see action.
- Elevated to the active roster from the practice squad and made his NFL debut when he replaced an injured Tyrod Taylor vs. the Jets (10/29) and completed 2-of-7 passes and rushed for 12 yards on 4 carries, including a 6-yard touchdown run.
- Made his first career start at Dallas (11/12) after being signed to the 53-man roster on Oct. 31 and completed 14-of-27 passes for 86 yards, including touchdowns of 10 yards to TE Lawrence Cager and 2 yards to WR Sterling Shepard. Rushed 7 times for 41 yards.
- Earned his first career win as a starter at Washington (11/19) when he completed 18-of-26 passes for 246 yards and 3 touchdowns in the 31-19 victory. Became just the fourth undrafted rookie quarterback since 1960 to throw 3-plus touchdowns, 225-plus passing yards, no interceptions and own a passer rating of 135 or better in a game.
- Completed 17-of-25 passes for 191 yards and 1 touchdown in a 10-7 victory vs. New England (11/26). Became the seventh rookie quarterback to defeat a Patriots team led by Bill Belichick, and DeVito was the only one of those seven players who was not drafted.
- Named NFC Offensive Player of the Week in Week 14 of the 2023 season for his performance in leading the Giants to a 24-22 Monday night victory vs. Green Bay (12/11/23). Completed 17 of 21 passes (season-high 81%) for 158 yards, 1 touchdown, and no interceptions for a passer rating of 113. Also rushed 10 times for 71 yards. In the 74 seasons since the NFL began tracking starting quarterbacks in 1950, became the first starter in league history to complete 80% of his passes, rush for 70-plus yards, commit no turnovers and take no sacks. Was the second undrafted rookie in the common-draft era (since 1967) with an 80-plus completion percentage (minimum 15 attempts) in a game. His 71 rush-

UPDATED STATISTICS

Click or scan on the QR Code to access updated statistical information.

HONORS AND AWARDS

2023: NFC Offensive Player of the Week (Wk. 14)

ing yards were the most by a Giants rookie quarterback in a game since 1960.

COLLEGE

- Spent five years at Syracuse, including a redshirt season in 2017, before transferring to Illinois for his final season in 2022.
- In his college career, completed 594-of-941 passes (63.1%) for 6,516 yards, 43 touchdowns and 16 interceptions. Also rushed for 253 yards and 10 scores.
- In his lone season with the Illini in 2022, started all 13 games and posted career highs in attempts (369), completions (257), passing yards (2,650), completion percentage (a school-record 69.6%) and rushing touchdowns (6).
- Completed 20 of 22 passes for 179 yards and 2 touchdowns at Nebraska, setting the Illinois program record and Memorial Stadium record for completion percentage (90.9).
- Tied the Illini quarterback record with a career-high 3 rushing touchdowns at Wisconsin.
- Played in 27 games with 18 starts at Syracuse; became the starter in 2019 and threw a career-high 19 touchdown passes
- Limited to four games in 2020 because of an ankle injury.
- Threw a Syracuse-record 212 consecutive passes without an interception from 2019 through the first two games of 2020.

PERSONAL

- Threw for 3,800 yards and 35 touchdowns at Don Bosco Prep.
- As a junior, led his team to a 9-3 record and the 2015 New Jersey Non-Public Group 4 state title when the Ironmen defeated St. Joseph of Montvale in the championship game played in MetLife Stadium.

TOMMY DEVITO STATISTICS

POS: QB HT: 6-2 WT: 210 LBS YEAR: 4TH ACQ: CW (NYG)-25 COLLEGE: ILLINOIS BORN: 8/7/1998

REGULAR SEASON PASSING STATISTICS

Year	Team	G/S	Att	Cmp	Yds	Yds/Att	Pct	TD	TD %	Int	Int %	Lg	Sacks	Rating
2023	Giants	9/6	178	114	1,101	6.20	64.0	8	4.5	3	1.7	41	37	89.2
2024	Giants	3/2	44	31	257	5.80	70.5	0	0.0	0	0.0	23	6	85.1
2025	Patriots	0/0	0	0	0	0.00	0.00	0	0.0	0	0.0	0	0	0.00
Totals – 3 Years		**12/8**	**222**	**145**	**1,358**	**6.10**	**65.3**	**8**	**3.6**	**3**	**1.4**	**41**	**43**	**88.4**

REGULAR SEASON RUSHING STATISTICS

			RUSHING					RECEIVING				
Year	Team	G/S	NO	YDS	AVG	LG	TD	NO	YDS	AVG	LG	TD
2023	Giants	9/6	36	195	5.4	26	1	-	-	-	-	-
2024	Giants	3/2	8	32	4.0	17	0	-	-	-	-	-
2025	Patriots	0/0	0	0	0.0	0	0	-	-	-	-	-
Totals - 3 Years		**12/8**	**44**	**227**	**5.2**	**26**	**1**	**-**	**-**	**-**	**-**	**-**

POSTSEASON PASSING STATISTICS

Year	Team	G/S	Att	Cmp	Yds	Yds/Att	Pct	TD	TD %	Int	Int %	Lg	Sacks	Rating
2025	Patriots	0/0	0	0	0	0.00	0.00	0	0.0	0	0.0	0	0	0.00
Totals – 1 Year		**0/0**	**0**	**0**	**0**	**0.00**	**0.00**	**0**	**0.0**	**0**	**0.0**	**0**	**0**	**0.00**

POSTSEASON RUSHING STATISTICS

			RUSHING					RECEIVING				
Year	Team	G/S	NO	YDS	AVG	LG	TD	NO	YDS	AVG	LG	TD
2025	Patriots	0/0	0	0	0.0	0	0	-	-	-	-	-
Totals - 1 Year		**0/0**	**0**	**0**	**0.0**	**0**	**0**	**-**	**-**	**-**	**-**	**-**

ROMEO **DOUBS**

87 | WIDE RECEIVER

HT: 6-2 | **WT:** 210 | **Born:** 4/13/2000 | **Exp. (NFL/Patriots):** 5/1
GP/GS (Playoffs): 60/50 (4/4) | **Acq:** UFA (GB)-26
College: Nevada | **Hometown:** Los Angeles, Calif.

PRONOUNCED DOBBS

CAREER TRANSACTIONS

Romeo Doubs was signed by the New England Patriots as an unrestricted free agent from Green Bay on March 12, 2026 ... Originally drafted by Green Bay in the fourth round (132nd overall) of the 2022 NFL Draft.

CAREER HIGHLIGHTS

- Was one of only three players in Packers history to post 40-plus catches, 400-plus receiving yards and 3-plus receiving touchdowns in each of his first four NFL seasons, joining WRs James Lofton (1978-81) and Greg Jennings (2006-09).
- Was tied for eighth in the NFL with a team-high 8 receiving touchdowns in 2023, including 7 receiving touchdowns in the red zone, which was fourth in the league.

SEASONAL REVIEWS

2026 (1/0)

- Made his Patriot debut at Seattle (9/9).

2025 (16/15, 1/1 - GREEN BAY)

- Played in 16 games with 15 starts and finished with 55 receptions, a career high 724 receiving yards and 6 touchdowns. Added 15 punt returns for 94 yards (6.3-yard average).
- Started in the Wild Card Round at Chicago (1/10/26) and finished with 8 receptions for 124 yards and 1 touchdown.
- Led the team in receptions (55), receiving yards (career-high 724) and receptions of 20-plus yards (12).
- Posted 50-plus receiving yards in three consecutive games - at Dallas (9/28), vs. Cincinnati (10/12) and at Arizona (10/19) - for the first time in his career.
- Led the NFL in the regular season with 5 receiving touchdowns in prime-time contests. It was the most receiving touchdowns by a Packer in prime-time games since TE Robert Tonyan (6) and WR Davante Adams (5).
- Posted a career-high 3 receiving touchdowns at Dallas (9/28) on 6 receptions for 58 yards. He is one of three Packers players with 3-plus receiving touchdowns in a game against the Cowboys all-time, joining WR Sterling Sharpe (11/24/94) and WR Christian Watson (11/13/22).
- Had a season-high 7 receptions for 91 yards vs. Carolina (11/2).
- Active but did not play in the regular season finale at Minnesota (1/4/26).
- In the Wild Card Round at Chicago (1/10/26), became the second player in team history (WR Davante Adams) to have 6-plus receptions for 120-plus yards and a touchdown in a game twice in the postseason. He first accomplished the feat in the Wild Card Round at Dallas on Jan. 14, 2024.

2024 (13/12, 1/1 - GREEN BAY)

- Appeared in 13 games with 12 starts and totaled 46 receptions for 601 yards and 4 touchdowns, with 33 of his catches going for first downs.
- Started in the Wild Card Round at Philadelphia (1/12/25) and caught 2 passes for 13 yards before suffering an injury in the third quarter and being sidelined for the remainder of the game.
- Was placed on reserve/suspended by the club on Oct. 5 and did not play at the L.A. Rams (10/6).
- Led the team with a season-high 8 catches for a season-best 94 yards (11.8 avg.) vs. Houston (10/20). Posted a career-high 6 receiving first downs, including a pair of key catches of 12 and 6 yards on Green Bay's game-winning drive.
- Inactive vs. Miami (11/28) and at Detroit (12/5) due to an injury suffered vs. San Francisco (11/24) and vs. Chicago (1/5/25) due to illness.
- Posted 3 receptions for 40 yards (13.3 avg.) and 2 touchdowns. Scored on a 13-yard catch late in the first quarter, breaking several tackles on his way to the end zone, and caught a 22-yarder in the back of the end zone with 4:59

UPDATED STATISTICS

Click or scan on the QR Code to access updated statistical information.

SINGLE-GAME CAREER HIGHS

REGULAR SEASON:

Receptions:	9	vs. Detroit (9/28/23)
Receiving Yards:	95	vs. Detroit (9/28/23)
Receiving TDs:	3	at Dallas (9/28/25)
Long:	48	vs. Detroit (9/7/25)

POSTSEASON:

Receptions:	8	at Chicago (1/10/26)
Receiving Yards:	151	at Dallas (1/14/24)
Receiving TDs:	1	at Chicago (1/10/26)
		at Dallas (1/14/24)
Long:	46	at Dallas (1/14/24)

remaining in the game on third down to give Green Bay a 30-13 lead.

2023 (17/16, 2/2 - GREEN BAY)

- Played in all 17 games with 16 starts and finished with a career high 59 receptions for 674 yards and a career high 8 touchdowns.
- Started both playoff games and led the team with 10 receptions for 234 yards (23.4 avg.) and a touchdown. His 234 receiving yards in the postseason were the seventh most in Green Bay franchise history in a single postseason and the second most by a player with only one or two playoff games, behind only Adams (298 yards in two games in 2019).
- Ranked No. 4 in the NFL with 7 receiving touchdowns in the red zone.
- Registered 5 receptions for a team-high 73 yards (14.6 avg.) and a touchdown vs. New Orleans (9/24). Hauled in a game-winning 8-yard touchdown pass from QB Jordan Love with 2:56 remaining, making the back-shoulder catch over Saints CB Isaac Yiadom.
- Led the team with a career-high 9 receptions for a career-best 95 yards (10.6 avg.) vs. Detroit (9/28).
- Recorded a pair of receptions for 30 yards (15.0 avg.) at Denver (10/22), including a 16-yard touchdown grab late in the third quarter when he went up for a jump ball and wrestled it away from CB Patrick Surtain II for the score.
- Led the team with 5 receptions for 53 yards (10.6 avg.) vs. the L.A. Chargers (11/19), highlighted by a 24-yard touchdown catch with 2:33 remaining that proved to be the game-winner in the 23-20 victory.
- Hauled in four passes for 72 yards (18.0 avg.) vs. Kansas City (12/3), highlighted by a game-long 33-yard fourth-down reception in the third quarter down to the Kansas City 11-yard line that set up a touchdown two plays later.
- In the Wild Card Round at Dallas (1/14/24), led the team with 6 receptions for 151 yards (25.2 avg.) and a touchdown, the third-most receiving yards by a Packer in a playoff game in team history. His receiving-yardage total was his top mark in a game (regular season or playoffs). Became only the eighth player in NFL postseason history and the first Packer to have 150-plus receiving yards and a receiving touchdown on 6 or fewer catches. Became the first NFL player to accomplish the feat in a playoff game since Broncos WR Demaryius Thomas (4-204-1) vs. Pittsburgh on Jan. 8, 2012. Posted 4 receptions of 20-plus yards (46, 39, 26, 22), tied for the second most by a Packer in a playoff game since 2000 behind only WR Greg Jennings (5 at Chicago on Jan. 23, 2011).
- In the Divisional Round at San Francisco (1/20/24), posted a team-high 83 yards on 4 catches.

2022 (13/7 - GREEN BAY)

- Played in 13 games with seven starts and finished with 42 catches for 425 yards and 3 touchdowns. Added 2 kickoff returns for 39 yards.
- Among rookies, was tied for No. 6 in the NFL in receptions and tied for No. 7 in touchdown catches.
- Posted 26 catches in the first six games, the most in Packers history by a rookie in the opening six games.
- Made his NFL debut at Minnesota (9/11) and finished with 4 catches for 37 yards.
- Made his first NFL start and posted a season-high 8 catches for a season-best 73 yards (9.1 avg.) and a touchdown at Tampa Bay (9/25), tied for the second-most catches by a Green Bay rookie in a game behind only Max McGee's 9 receptions at the L.A. Rams on Dec. 12, 1954. Scored his first NFL touchdown when he hauled in a 5-yard pass from QB Aaron Rodgers late in the first quarter. Posted a 21-yard reception earlier in the first quarter, giving him a catch of 20-plus yards in each of his first three games, the first Green Bay rookie to do so since RB LeShon Johnson in 1994.
- Finished with 5 receptions for 47 yards (9.4 avg.) and a touchdown vs. New England (10/2). Made a back-shoulder grab for a 13-yard touchdown to tie the game at 24 with 6:14 remaining in the fourth quarter. It gave him a touchdown reception in back-to-back games, the first Green Bay rookie WR to accomplish that feat since Greg Jennings in 2006.
- Inactive vs. Dallas (11/13), vs. Tennessee (11/17), at Philadelphia (11/27) and at Chicago (12/4) due to an injury suffered at Detroit (11/6).
- Returned to action vs. the L.A. Rams (12/19) after missing the previous four games due to injury and led the team with 5 catches for 55 yards, picking up a first down on four of the grabs.

COLLEGE

- Played in 45 games with 41 starts in four seasons with the Wolf Pack, finishing his career with 225 receptions for 3,322 yards (14.8 avg.) and 26 touchdowns.
- Finished his career ranked No. 4 in school history in receiving yards and tied for No. 5 in touchdown catches.
- Earned first-team All-Mountain West honors as a senior in 2021 after tying for the conference lead with 11 receiving touchdowns and ranking No. 2 in receiving yards per game (100.8).
- Earned first-team All-Mountain West honors as a junior in 2020 after leading the conference in receiving yards (1,002) and sharing the conference lead in touchdown catches (9).
- Ranked third in the country in 2020 in yards per catch (17.3) among players with 50-plus receptions.
- Given the Golden Helmet Award and team's MVP award as a sophomore in 2019, along with honorable mention All-Mountain West recognition.

PERSONAL

- Has a daughter, Malani.
- Older brother, Jarmaine Jr., played cornerback at Southern Utah.
- Was Pop Warner teammates with San Francisco 49ers CB Deommodore Lenoir.
- Was a two-time all-city selection at Thomas Jefferson High School (Los Angeles, Calif.), helping his team to a league title in three consecutive seasons.

ROMEO DOUBS **STATISTICS**

POS: WR HT: 6-2 WT: 210 LBS YEAR: 5TH ACQ: UFA (GB)-26 COLLEGE: NEVADA BORN: 4/13/2000

REGULAR SEASON OFFENSIVE STATISTICS

			RECEIVING					RUSHING				
Year	*Team*	*G/S*	*REC*	*YDS*	*AVG*	*LG*	*TD*	*NO*	*YDS*	*AVG*	*LG*	*TD*
2022	Packers	13/7	42	425	10.1	26	3	1	11	11.0	11	0
2023	Packers	17/16	59	674	11.4	36	8	-	-	-	-	-
2024	Packers	13/12	46	601	13.1	39	4	-	-	-	-	-
2025	Packers	16/15	55	724	13.2	48	6	-	-	-	-	-
Totals - 4 Years		**59/50**	**202**	**2,424**	**12.0**	**48**	**21**	**1**	**11**	**11.0**	**11**	**0**

REGULAR SEASON RETURNING STATISTICS

			KICK RETURNS					PUNT RETURNS					
Year	*Team*	*G/S*	*NO.*	*YDS*	*AVG*	*LG*	*TD*	*NO*	*FC*	*YDS*	*AVG*	*LG*	*TD*
2022	Packers	13/7	2	39	19.5	21	0	0	0	0	0.0	0	0
2023	Packers	17/16	-	-	-	-	-	-	-	-	-	-	-
2024	Packers	13/12	-	-	-	-	-	-	-	-	-	-	-
2025	Packers	16/15	0	0	0.0	0	0	15	6	94	6.3	16	0
Totals – 4 Years		**59/50**	**2**	**39**	**19.5**	**21**	**0**	**15**	**6**	**94**	**6.3**	**16**	**0**

POSTSEASON RECEIVING STATISTICS

			RECEIVING					RUSHING				
Year	*Team*	*G/S*	*REC*	*YDS*	*AVG*	*LG*	*TD*	*NO*	*YDS*	*AVG*	*LG*	*TD*
2023	Packers	2/2	10	234	23.4	46	1	-	-	-	-	-
2024	Packers	1/1	2	13	6.5	7	0	-	-	-	-	-
2025	Packers	1/1	8	124	15.5	34	1	-	-	-	-	-
Totals - 3 Years		**4/4**	**20**	**371**	**18.6**	**46**	**2**	**-**	**-**	**-**	**-**	**-**

DEMARIO **DOUGLAS**

3 | WIDE RECEIVER

HT: 5-8 | **WT:** 185 | **Born:** 12/8/2000 | **Exp. (NFL/Patriots):** 4/4
GP/GS (Playoffs): 49/14 (4/0) | **Acq:** D6c-23 (210th)
College: Liberty University | **Hometown:** Jacksonville, Fla.

PRONOUNCED da-MARIO

CAREER TRANSACTIONS

DeMario Douglas was drafted by the New England Patriots in the sixth round (210th overall) of the 2023 NFL Draft.

SEASONAL REVIEWS

2026 (1/0)

- Used as a slot receiver as part of the wide receiver rotation.
- Finished with 5 receptions for 20 yards at Seattle (9/9).

2025 (17/0, 4/0)

- Played in all 17 games as a rotational receiver, playing mostly from the slot, and finished with 31 receptions for 447 yards and 3 touchdowns. Added 7 rushing attempts for 21 yards.
- Had his first career game with at least 100 receiving yards vs. Atlanta (11/2) after finishing with 4 receptions for 100 yards.
- Played in all four postseason games as a reserve wide receiver and totaled 8 receptions for 84 yards and 1 touchdown.
- Caught the first touchdown of the season for New England, a 2-yard pass from QB Drake Maye in the first quarter vs. Las Vegas (9/7).
- Scored on a 53-yard touchdown pass from QB Drake Maye in the first quarter at New Orleans (10/12), the longest pass reception of his career at the time. His previous long was a 42-yard pass from QB Mac Jones at Dallas on Oct. 1, 2023. His previous longest touchdown reception was a 36-yard touchdown reception from Maye on Dec. 28, 2024, vs. the L.A. Chargers.
- Converted a critical fourth down in the third quarter at Tennessee (10/19) when he hauled in a one-handed reception from QB Drake Maye on a fourth-and-1 situation to set up a 4-yard rushing touchdown by RB Rhamondre Stevenson that gave the Patriots a 24-13 lead.
- Had his second reception of at least 40 yards in 2025 when he hauled in a 44-yard pass from QB Drake Maye in the second quarter vs. Cleveland (10/26).
- Set a new single-game career high in receiving yards (100), while also producing his first-career 100-yard receiving game vs. Atlanta (11/2), passing his previous best of 92 vs. Houston (10/13/24). He also recorded his career-long reception on a 58-yard pass from QB Drake Maye in the second quarter, beating his 53-yard touchdown reception from Maye at New Orleans (10/12/25). Also had a 17-yard touchdown from Maye in the first quarter to culminate a 10-play, 75-yard drive.
- Scored his first-career postseason touchdown to open the

UPDATED STATISTICS

Click or scan on the QR Code to access updated statistical information.

MEANING BEHIND THE NICKNAME

DeMario Douglas is more commonly referred to by his nickname, "Pop". Although the nickname is fitting for his quickness on the field, the name actually comes from family ties. Douglas' granddad passed away on his first birthday. The wide receiver was commonly referred to as 'Poppa' from his granddad – a nickname that was quickly shortened to just 'Pop'.

ROOKIE RECORD BREAKER

Douglas finished the 2023 season with 49 receptions for a team-leading 561 yards. He has the most receptions and receiving yards by a rookie wide receiver since 2000.

MOST RECEPTIONS BY A PATRIOTS ROOKIE

Player	Receptions
Terry Glenn	90 in 1996
Randy Vatha	51 in 1971
DeMario Douglas	**49 in 2023**
Jim Colclough	49 in 1960
Hart Lee Dykes	49 in 1989
Vincent Brisby	45 in 1993
Aaron Hernandez	45 in 2010

MOST RECEIVING YARDS BY A PATRIOTS ROOKIE SINCE 2000

Player	Receiving Yards
Aaron Hernandez	563 in 2010
DeMario Douglas	**561 in 2023**
Rob Gronkowski	546 in 2010
Aaron Dobson	519 in 2013

SINGLE-GAME CAREER HIGHS

REGULAR SEASON:

Receptions:	7	at the N.Y. Jets (9/19/24)
Receiving Yards:	100	at Tennessee (11/3/24) vs. Atlanta (11/2/25)
Receiving TDs:	1	Six Times: vs. Atlanta (11/2/25)
Long:	58	vs. Atlanta (11/2/25)

NUMBER CHANGE

Pop Douglas changed his jersey number from No. 81 to No. 3 this season. He wore No. 3 in college at Liberty, as well as in little league, middle school and high school. He explained its meaning to him: "It's big because I was raised by three strong ladies -- my mom, grandma and great grandma," he said.

VIDEO FEATURE

Click or scan the QR code to learn more about Pop, including his favorite foods and the different music he listens to.

scoring in the Divisional Round vs. Houston (1/18/26). He caught a 28-yard pass from Drake Maye to take a 7-0 lead with 9:41 left in the first quarter.

- Led the team with 5 receptions for 45 yards in Super Bowl LX vs. Seattle (2/8/26).

2024 (17/7)

- Played in 17 games with seven starts and finished the season with 66 receptions for 621 yards and 3 touchdowns. Added 3 rushing attempts for 16 yards.
- Scored his first three touchdowns of his career with a 35-yard touchdown vs. Houston (10/13), a 3-yard touchdown at Arizona (12/15) and a 36-yard touchdown vs. L.A. Chargers (12/28).
- Led the team in receptions with 7 at the New York Jets (9/19), a new single-game career high. Added his first rushing attempt of 2024 with a 9-yard run in the second quarter.
- Scored his first-career touchdown on a 35-yard touchdown pass from QB Drake Maye in the fourth quarter vs. Houston (10/13). Finished with a career-high 92 receiving yards on 6 receptions.
- Tied his career high in receptions with 7 catches for 35 yards at Tennessee (11/3).
- Scored on a 36-yard touchdown pass from QB Drake Maye in the second quarter vs. the L.A. Chargers (12/28), his second touchdown reception of at least 30 yards. It was Maye's fourth touchdown pass of at least 30 yards, the most by the team since QB Mac Jones had five such passes in 2022.

2023 (14/7)

- Played in 14 games with seven starts and finished with 49 receptions for a team-leading 561 yards (11.4 avg). He had the most receptions (49) and receiving yards (561) by a rookie wide receiver under former head coach Bill Belichick. Also had 8 rushing attempts for 41 yards.
- Handled punt returns part-time, and had 11 returns for 56 yards (5.1 avg).
- Was listed inactive at Las Vegas (10/15), L.A. Chargers (11/12) and at Pittsburgh (12/7) due to injury.
- Made his NFL debut vs. Philadelphia (9/10). His first career catch came on the first Patriots possession when QB Mac Jones hit him for a 5-yard completion on first down. Finished the game with 4 receptions for 40 yards.
- Filled in as the punt returner vs. Miami (9/17) for DB Marcus Jones, who exited the game with an injury.
- Connected with QB Mac Jones on a 42-yard pass play to convert a third-and-6 situation in the first quarter at Dallas (10/1). That play helped set up K Chad Ryland's 29-yard field goal.
- Left the game in the first half vs. New Orleans (10/8) due to injury and did not return.
- Made his first NFL start when the Patriots opened in a three-wide receiver set vs. Buffalo (10/22). Returned a second quarter punt 25 yards to help New England begin a drive at the Buffalo 46-yard line. That helped lead to a 5-play, 40-yard drive that ended in a 24-yard field goal by K Chad Ryland.
- Led the team with a career-high six receptions for 84 yards vs. Indianapolis (11/12).
- Returned to game action vs. Kansas City (12/17) after missing two games due to injury and was in the starting lineup.

COLLEGE

- Phil Steele Preseason All-Independent first team (wide receiver). Named to the Paul Hornung Award watch list (most versatile player in college football) in 2021 and 2022.
- Led the team in receiving in 2022 with a career-high 79 receptions for 993 yards and six touchdowns, while also finishing the year with 14 punt returns for 291 yards for an average of 20.8 yards per return.
- Saw playing time in all 12 games in 2021, starting six contests at wide receiver. Led the Flames in receptions (52) and receiving yards (701).
- Ranked No. 5 in the country in punt return touchdowns (1 – 72 yard punt return for a touchdown against North Texas) in 2021.
- Saw playing time in all 11 games as a redshirt freshman in 2020, named to the FWAA Freshman All-America team selection as a punt returner.

PERSONAL

- Son of Angenika Mack and Mario Douglas.
- Sport Management major.
- Helped lead Mandarin HS to the state title in 2018. Finished the state title game with four receiving touchdowns, setting a new state title game record.
- Graduated from Mandarin High School in Jacksonville, Fla.

DEMARIO DOUGLAS **STATISTICS**

POS: WR HT: 5-8 WT: 185 LBS YEAR: 4TH ACQ: D6C-23 (210TH) COLLEGE: LIBERTY UNIVERSITY BORN: 12/8/00

REGULAR SEASON OFFENSIVE STATISTICS

			RECEIVING						RUSHING			
Year	*Team*	*G/S*	*REC*	*YDS*	*AVG*	*LG*	*TD*	*NO*	*YDS*	*AVG*	*LG*	*TD*
2023	Patriots	14/7	49	561	11.4	42	0	8	41	5.1	20	0
2024	Patriots	17/7	66	621	9.4	36t	3	3	16	5.3	9	0
2025	Patriots	17/0	31	447	14.4	58	3	7	21	3.0	14	0
Totals – 3 Years		**48/14**	**146**	**1,629**	**11.2**	**58**	**6**	**18**	**78**	**4.3**	**20**	**0**

REGULAR SEASON RETURN STATISTICS

		PUNT RETURNS					KICK RETURNS				
Year	*Team*	*NO*	*YDS*	*AVG*	*LG*	*TD*	*NO*	*YDS*	*AVG*	*LG*	*TD*
2023	Patriots	11	56	5.1	25	0	0	0	0	0.0	0
2024	Patriots	-	-	-	-	-	-	-	-	-	-
2025	Patriots	-	-	-	-	-	-	-	-	-	-
Totals – 3 Years		**11**	**56**	**5.1**	**25**	**0**	**0**	**0**	**0**	**0.0**	**0**

POSTSEASON OFFENSIVE STATISTICS

			RECEIVING						RUSHING			
Year	*Team*	*G/S*	*REC*	*YDS*	*AVG*	*LG*	*TD*	*NO*	*YDS*	*AVG*	*LG*	*TD*
2025	Patriots	4/0	8	84	10.5	28t	1	0	0	0.0	0	0
Totals – 1 Year		**4/0**	**8**	**84**	**10.5**	**28t**	**1**	**0**	**0**	**0.0**	**0**	**0**

CORY DURDEN

94 | DEFENSIVE TACKLE

HT: 6-4 | **WT:** 305 | **Born:** 1/26/1999 | **Exp. (NFL/Patriots):** 4/2
GP/GS (Playoffs): 26/5 (4/2) | **Acq:** FA-25
College: North Carolina State | **Hometown:** Newberry, Fla.

CAREER TRANSACTIONS

Cory Durden was signed by the New England Patriots to the 53-man roster from the practice squad on September 6, 2025 ... Originally signed by Detroit as a rookie free agent (5/12/23) ... Released by Detroit (8/29/23) ... Signed by the L.A. Rams to the practice squad (9/19/23) ... Elevated by the L.A. Rams to the active roster from the practice squad (10/14/23) ... Reverted back to the L.A. Rams practice squad (10/16/23) ... Signed by the L.A. Rams to the 53-man roster from the practice squad (10/19/23) ... Released by the L.A. Rams (11/7/23) ... Signed by the L.A. Rams to the practice squad (11/9/23) ... Signed by the L.A. Rams to a futures contract (1/15/24) ... Released by the L.A. Rams (8/28/24) ... Signed by the L.A. Rams to the practice squad (8/30/24) ... Signed by the New York Giants to the 53-man roster from the L.A. Rams practice squad (12/2/24) ... Released by the N.Y. Giants (8/26/25) ... Signed by New England to the practice squad (8/28/25).

SEASONAL REVIEWS

2026 (1/1)

- Started at defensive tackle alongside Milton Williams at Seattle (9/9) and finished with 2 tackles.

2025 (17/4, 4/2)

- Played in all 17 games with four starts and finished with 30 tackles (10 solo, 20 assists).
- Played in all four postseason games with two starts and had 4 assisted tackles.
- Initially signed to the practice squad after he was released by the N.Y. Giants, but was signed to the 53-man roster from the practice squad on Sept. 6 prior to the first game.
- Made his Patriots debut vs. Las Vegas (9/7).
- Helped hold the Titans to just 39 yards rushing at Tennessee (10/19), the lowest since allowing 29 yards rushing on 24 attempts on Dec. 3, 2023 vs. the L.A. Chargers.
- Made his first career start vs. the N.Y. Giants (12/1), finishing with 2 total tackles.
- Made his third start of the season and second-straight start at the N.Y Jets (12/28), recording 2 tackles, including 1 tackle for loss on a fake punt attempt by the Jets on fourth down in the third quarter.
- Started in two games in the postseason, vs. Houston in the Divisional Round (1/18/26) and vs. Seattle in Super Bowl LX (2/8/26).

UPDATED STATISTICS

Click or scan on the QR Code to access updated statistical information.

2024 (4/0 - NEW YORK GIANTS)

- Played in four games with no starts and totaled 10 tackles (4 solo, 6 assists).
- Spent most of the season on the L.A. Rams' practice squad before being signed by the New York Giants to the 53-man roster on Dec. 2.

2023 (4/0, 0/0 - LOS ANGELES RAMS)

- Played in four games with no starts and recorded 3 tackles (1 solo, 2 assists).
- Spent most of the season on the L.A. Rams practice squad after being released by Detroit in training camp.
- Was elevated to the active roster from the practice squad for the game vs. Arizona (10/15) - his NFL debut - and was then signed to the 53-man roster on Oct. 19.
- Released by the L.A. Rams on Nov. 7 and signed back to the practice squad on Nov. 9.

COLLEGE

- Concluded his college career having played in 57 games and recording 126 tackles, 11 sacks, 4 passes defensed and 2 forced fumbles.
- Finished his career at North Carolina State (2021-22), playing in 25 games and recording 58 tackles, 3.5 sacks and 1 pass defensed.
- Earned First-Team All-ACC honors in 2021 and Third-Team All-ACC honors in 2022.
- Started his college career at Florida State (2018-20), playing in 32 games and recording 68 tackles, 7.5 sacks, 3 passes defensed and 2 forced fumbles.

PERSONAL

- Helped lead Newberry (Fla.) High School to an 8-2 record and an appearance in the Class 1A regional semifinals in 2016.
- Named the Florida Athletic Coaches Association's District 7 Player of the Year.

CORY DURDEN **STATISTICS**

POS: DT HT: 6-4 WT: 305 LBS YEAR: 4TH ACQ: FA-25 COLLEGE: NORTH CAROLINA STATE BORN: 1/26/1999

REGULAR SEASON DEFENSIVE STATISTICS

			TACKLES					INTERCEPTIONS						MISCELLANEOUS				
Year	*Team*	*G/S*	*TT*	*UT*	*A*	*S*	*YDS*	*NO*	*YDS*	*AVG*	*LG*	*TD*	*PD*	*FF*	*FR*	*YDS*	*TD*	*SPT*
2023	Rams	4/0	3	1	2	0.0	0.0	0	0	0.0	0	0	0	0	0	0	0	0
2024	Giants	4/0	10	4	6	0.0	0.0	0	0	0.0	0	0	0	0	0	0	0	0
2025	Patriots	17/4	30	10	20	0.0	0.0	0	0	0.0	0	0	0	0	0	0	0	0
Totals – 3 Years		**25/4**	**43**	**15**	**28**	**0.0**	**0.0**	**0**	**0**	**0.0**	**0**	**0**	**0**	**0**	**0**	**0**	**0**	**0**

POSTSEASON DEFENSIVE STATISTICS

			TACKLES					INTERCEPTIONS						MISCELLANEOUS				
Year	*Team*	*G/S*	*TT*	*UT*	*A*	*S*	*YDS*	*NO*	*YDS*	*AVG*	*LG*	*TD*	*PD*	*FF*	*FR*	*YDS*	*TD*	*SPT*
2025	Patriots	4/2	4	0	4	0.0	0.0	0	0	0.0	0	0	0	0	0	0	0	0
Totals – 1 Year		**4/2**	**4**	**0**	**4**	**0.0**	**0.0**	**0**	**0**	**0.0**	**0**	**0**	**0**	**0**	**0**	**0**	**0**	**0**

CHRISTIAN ELLISS

53 | LINEBACKER

HT: 6-2 | **WT:** 231 | **Born:** 1/2/1999 **Exp. (NFL/Patriots):** 5/4
GP/GS (Playoffs): 55/20 (7/2) | **Acq:** CW (PHI)-23
College: Idaho | **Hometown:** Highlands Ranch, Colo.

CAREER TRANSACTIONS

Christian Elliss was re-signed by the New England Patriots as a restricted free agent on March 25, 2025 ... Originally signed by Minnesota as a rookie free agent (5/5/21) ... Released by Minnesota (8/23/21) ... Signed by Philadelphia to the practice squad (9/9/21) ... Released by Philadelphia from the practice squad (10/6/21) ... Signed by Philadelphia to the practice squad (10/11/21) ... Released by Philadelphia from the practice squad (10/18/21) ... Signed by San Francisco to the practice squad (11/3/21) ... Released by San Francisco from the practice squad (11/10/21) ... Signed by Philadelphia to the practice squad (11/24/21) ... Elevated by Philadelphia to the active roster from the practice squad (1/8/22) ... Reverted back to the Philadelphia practice squad (1/10/22) ... Signed by Philadelphia to a futures contract (1/18/22) ... Released by Philadelphia (8/30/22) ... Signed by Philadelphia to the practice squad (8/31/22) ... Elevated by Philadelphia to the active roster from the practice squad (12/3/22) ... Reverted back to the Philadelphia practice squad (12/5/22) ... Elevated by Philadelphia to the active roster from the practice squad (12/10/22) ... Reverted back to the Philadelphia practice squad (12/12/22) ... Elevated by Philadelphia to the active roster from the practice squad (12/17/22) ... Reverted back to the Philadelphia practice squad (12/19/22) ... Signed by Philadelphia to the 53-man roster from the practice squad (12/23/22) ... Released by Philadelphia (12/6/23) ... Claimed off waivers and awarded to New England from Philadelphia (12/8/23).

SEASONAL REVIEWS

2026 (1/1)

- Serves as a starting linebacker.
- Started at linebacker alongside Robert Spillane at Seattle (9/9) and finished with 4 tackles.

2025 (15/13, 4/2)

- Played in 15 games with 13 starts and finished with a career high 76 tackles (32 solo, 44 assists), 1 forced fumble, 3 passes defensed and a career high and team-leading 18 special teams tackles.
- Played in all four postseason games with two starts and tallied 18 tackles (9 solo, 9 assists), 1 sack, 1 forced fumble, 1 fumble recovery, 2 passes defensed and 1 assisted special teams tackle.
- Had a career high four games with at least 3 special teams tackles: at Miami (9/14), vs. Atlanta (11/2), vs. the N.Y. Giants (4) (12/1) and at the N.Y. Jets (12/28).
- Forced a fumble for the first time in his career in the fourth quarter at New Orleans (10/12) when he knocked the ball loose from TE Juwan Johnson after a 13-yard reception from QB Spencer Rattler. It was recovered by S Craig Woodson.
- Inactive at Tampa Bay (11/9) and vs. the N.Y. Jets (11/13) due to injury and returned to the starting lineup at Cincinnati (11/23).
- Finished with a single-game career-high 4 total special teams tackles vs. the N.Y. Giants (12/1), the most special teams tackles in a game for a Patriots player since DB Cody Davis had 4 vs. the N.Y. Jets on Oct. 24, 2021. Also tied for the team lead in tackles on defense with 6 and had two big hits to set the tone on both defense and special teams.
- Finished with 3 assisted special teams tackles at the N.Y. Jets (12/28) to increase his 2025 total to a career-high 18 special teams tackles.
- Started for the first time in the playoffs in the Wild Card Round vs. the L.A. Chargers (1/11/26), logging 7 tackles (3

UPDATED STATISTICS

Click or scan on the QR Code to access updated statistical information.

GETTING TO KNOW

Click or scan on the QR Code to learn more about Christian off the field and his unique family.

RUNS IN THE FAMILY

Elliss has two brothers that also play linebacker in the NFL: Jonah (Denver Broncos) and Kaden (New Orleans Saints). Another one of his brothers, Noah, played for the Philadelphia Eagles. His father, Luther, was a first-round draft pick by the Detroit Lions in 1995. As a defensive lineman, he was a two-time Pro Bowler in nine seasons with Detroit and Denver. He is currently the defensive tackles coach at the University of Utah where Christian's younger brother, Elijah, plays defensive end.

LOVE BEYOND BLOOD

LB Christian Elliss has six adopted siblings. For the NFL's My Cause My Cleats initiative, Elliss is representing "An Act of Love," the agency that his siblings were adopted through. Elliss has two kids of his own with one on the way, and he and his wife look forward to adopting a child one day as well.

solo), 1 pass defensed, 1 fumble recovery and 1 special teams tackle.

- Recorded a forced fumble on a sack of QB Jarrett Stidham on the Denver 12-yard line in the AFC Championship at Denver (1/25/26). The fumble was recovered by LB Elijah Ponder, setting up the team's game-tying touchdown in the second quarter.

2024 (16/5)

- Played in 16 games with five starts, finishing with 72 total tackles (37 solo, 35 assists), 1½ sacks, 1 interception, 5 quarterback hits, 1 forced fumble, 1 fumble recovery and 5 passes defensed. Also a key member of the special teams units, tallying a career-high 8 special teams tackles on the season and 1 forced fumble and 1 fumble recovery.
- Began the season a reserve linebacker and filled in as starting role at times throughout the season in the second half of the season.
- Recorded his first-career forced fumble and recovery at San Francisco (9/29) during the second-half kickoff to give New England a first down at the San Francisco 27-yard line, which helped set up the Patriots first touchdown of the game: a 5-yard pass from QB Jacoby Brissett to TE Austin Hooper. Added a career-high 3 special teams tackles.
- Recorded his first-career sack vs. Houston (10/13) when he split a sack of QB C.J. Stroud with S Marte Mapu for a 9-yard loss on a third-down play in the second quarter. Recorded 2 special teams tackles to set a new career-high of 8 special teams tackles in a season.
- Had a three-game streak with at least 2 special teams tackles, the longest streak of his career. He became the first Patriot to do so since S Brenden Schooler recorded at least 2 special teams tackles in three-straight games in 2023: vs. Buffalo (10/22), at Miami (10/29) and vs. Washington (11/5).
- Made his second-career start and first start for the Patriots in the win vs. the N.Y. Jets (10/27) and led the team with 9 total tackles. Earned his first-career full sack when he took down QB Aaron Rodgers for an 8-yard loss in the fourth quarter. The sack forced a Jets 44-yard field goal that missed wide left.
- Inactive at Chicago (11/10) due to injury but returned to the starting lineup vs. the L.A. Rams (11/17) .
- Recorded his first career interception vs. Indianapolis (12/1) when LB Jahlani Tavai tipped a pass from QB Anthony Richardson intended for WR Michael Pittman Jr. on a second-and-11 situation in the second quarter and returned it 6 yards to the Indianapolis 42-yard line.
- Set a single-game career-high in tackles vs. Buffalo (1/5), leading the team with 13, the most by a player in 2024. His previous high was 9 tackles at the Jacksonville Jaguars on Oct. 20 and vs. the N.Y. Jets on Oct. 27.

2023 (4/0)

- Started the season with Philadelphia before being claimed and awarded to New England off waivers. He played in four games and finished with 2 tackles on special teams.
- Made his debut with New England on special teams vs. Kansas City (12/17). He had one special teams tackle in the fourth quarter on the punt coverage team.

2023 (12/1 - PHILADELPHIA)

- Played in 12 total games as a reserve linebacker and on special teams.
- Collected 16 tackles on defense and 5 tackles on special teams.
- Had 6 tackles vs. Buffalo (11/26) in an overtime win. Which was his career-high for single game tackles.
- Released by Philadelphia on Dec. 6.

2022 (6/0, 3/0 – PHILADELPHIA)

- Saw action in six games after being elevated to the active roster for three games and then signed to the 53-man roster.
- Collected 4 special teams tackles in 106 total special teams snaps and logged 7 total tackles (5 solo, 2 assists) on defense as a reserve linebacker.
- Played in all three postseason games including the Super Bowl.

2021 (1/0, 0/0 – PHILADELPHIA)

- Spent the year on the practice squad. Was elevated and made his NFL debut vs. Dallas (1/8/22) and collected 3 tackles before reverting back to the practice squad.

COLLEGE

- First Team All-Big Sky as a senior in 2020.
- Started all four games for the Rams and earned honorable mention All-Mountain West Conference honors during a shortened 2020 season.
- Set career highs with 54 tackles and 5.0 sacks, including a 3-sack performance at Wyoming in 2019.
- Was a two-time all-conference and all district honoree and finished his career with 266 tackles, the 18th most in program history.
- Appeared in 38 games and racked up 266 tackles, 1 interception, 2 forced fumbles and 1 fumble recovery.

PERSONAL

- He is the second oldest of 12 children and has three brothers with NFL experience. His older brother, Kaden, is in his eighth NFL season (New Orleans, 2019-22; Atlanta, 2023-25; New Orleans, 2026). His younger brothers, Noah (Philadelphia, 2022-23) and Jonah (Denver, 2024-Present) also played in the NFL.
- His father, Luther, was a 1st-round pick by Detroit in the 1995 draft, was a two-time Pro Bowl DL and spent nine seasons in the NFL playing for Detroit and Denver.
- Selected to play in the 2017 Polynesian Bowl.

CHRISTIAN ELLISS **STATISTICS**

POS: LB HT: 6-2 WT: 231 LBS YEAR: 5TH ACQ: CW (PHI) - 23 COLLEGE: IDAHO BORN: 1/2/99

REGULAR SEASON DEFENSIVE STATISTICS

			TACKLES					*INTERCEPTIONS*						*MISCELLANEOUS*				
Year	***Team***	***G/S***	***TT***	***UT***	***A***	***S***	***YDS***	***NO***	***YDS***	***AVG***	***LG***	***TD***	***PD***	***FF***	***FR***	***YDS***	***TD***	***SPT***
2021	Eagles	1/0	3	2	1	0.0	0.0	0	0	0	0	0	0	0	0	0	0	0
2022	Eagles	6/0	7	5	2	0.0	0.0	0	0	0	0	0	0	0	0	0	0	4
2023	Eagles	12/1	16	11	5	0.0	0.0	0	0	0	0	0	0	0	0	0	0	5
2023	Patriots	4/0	0	0	0	0.0	0.0	0	0	0	0	0	0	0	0	0	0	2
2024	Patriots	16/5	72	37	35	1.5	13.5	1	6	6.0	6	0	5	0	0	0	0	8
2025	Patriots	15/13	76	32	44	0.0	0.0	0	0	0.0	0	0	3	1	0	0	0	18
TOTALS- 5 years		**54/19**	**174**	**87**	**87**	**1.5**	**13.5**	**1**	**6**	**6.0**	**6**	**0**	**8**	**2**	**1**	**0**	**0**	**37**

Additional Statistics: 1 forced fumble and 1 fumble recovery on a kickoff at San Francisco (9/29/24).

POSTSEASON SEASON DEFENSIVE STATISTICS

			TACKLES					*INTERCEPTIONS*						*MISCELLANEOUS*				
Year	***Team***	***G/S***	***TT***	***UT***	***A***	***S***	***YDS***	***NO***	***YDS***	***AVG***	***LG***	***TD***	***PD***	***FF***	***FR***	***YDS***	***TD***	***SPT***
2021	Eagles								Practice Squad									
2022	Eagles	3/0	0	0	0	0.0	0.0	0	0	0	0	0	0	0	0	0	0	1
2025	Patriots	4/2	18	9	9	1.0	21.0	0	0	0.0	0	0	2	1	1	0	0	1
TOTALS- 3 years		**7/2**	**18**	**9**	**9**	**1.0**	**21.0**	**0**	**0**	**0.0**	**0**	**0**	**2**	**1**	**1**	**0**	**0**	**1**

JOSHUA **FARMER**

92 | DEFENSIVE TACKLE

HT: 6-3 | **WT:** 312 | **Born:** 1/17/2003 | **Exp. (NFL/Patriots):** 2/2
GP/GS (Playoffs): 14/3 (0/0) | **Acq:** D4b-25 (137th)
College: Florida State | **Hometown:** Havana, Fla.

PLAYERS

CAREER TRANSACTIONS

Joshua Farmer was drafted by the New England Patriots in the fourth round (137th overall) of the 2025 NFL Draft.

SEASONAL REVIEWS

2026 (1/0)

- Serves as a reserve defensive lineman.

2025 (13/3, 0/0)

- Played in 13 games with three starts and finished with 15 tackles, 1 pass defensed and 1 fumble recovery.
- Made his NFL debut vs. Las Vegas (9/7).
- Logged his first-career fumble recovery off of a Josh Allen fumble at the New England 47-yard line in the first quarter at Buffalo (10/5).
- Made his first career start vs. Cleveland (10/26).
- Inactive vs. the N.Y. Jets (11/13) and at Cincinnati (11/23) due to injury and returned to action vs. the N.Y. Giants (12/1).
- Left the game at Baltimore (12/21) in the first quarter due to injury.
- Placed on injured reserve on Dec. 23 and missed the remainder of the regular season and postseason.

UPDATED STATISTICS

Click or scan on the QR Code to access updated statistical information.

COLLEGE

- Spent four seasons at FSU (2021-24), playing in 42 games and recording 80 tackles (32 solo), 21 tackles for loss, 11 sacks, 2 passes defensed and 1 forced fumble.
- Was an Honorable Mention All-ACC in 2024 and Second-Team All-ACC in 2023.

PERSONAL

- Four-star prospect ranked as No. 43 defensive end in America and No. 65 overall prospect in Florida by ESPN.
- Three-year starter for Gadsden County.
- Helped Jaguars reach semifinal round of 2020 Florida Class 4A state playoffs.
- Recorded 84 tackles, including 5.5 for loss with 2.0 sacks, and 2 fumble recoveries as a sophomore.

JOSHUA FARMER **STATISTICS**

POS: DT HT: 6-3 WT: 312 LBS YEAR: 2ND ACQ: D4b-25 (137TH) COLLEGE: FLORIDA STATE BORN: 1/17/2003

REGULAR SEASON DEFENSIVE STATISTICS

			TACKLES					INTERCEPTIONS					MISCELLANEOUS					
Year	*Team*	*G/S*	*TT*	*UT*	*A*	*S*	*YDS*	*NO*	*YDS*	*AVG*	*LG*	*TD*	*PD*	*FF*	*FR*	*YDS*	*TD*	*SPT*
2025	Patriots	13/3	15	7	8	0.0	0.0	0	0	0.0	0	0	1	0	1	0	0	0
Totals – 1 Year		**13/3**	**15**	**7**	**8**	**0.0**	**0.0**	**0**	**0**	**0.0**	**0**	**0**	**1**	**0**	**1**	**0**	**0**	**0**

POSTSEASON DEFENSIVE STATISTICS

			TACKLES					INTERCEPTIONS					MISCELLANEOUS					
Year	*Team*	*G/S*	*TT*	*UT*	*A*	*S*	*YDS*	*NO*	*YDS*	*AVG*	*LG*	*TD*	*PD*	*FF*	*FR*	*YDS*	*TD*	*SPT*
2025	Patriots					Injured Reserve												
Totals – 1 Year		**0/0**	**0**	**0**	**0**	**0.0**	**0.0**	**0**	**0**	**0.0**	**0**	**0**	**0**	**0**	**0**	**0**	**0**	**0**

REGGIE GILLIAM

44 | FULLBACK

HT: 6-1 | **WT:** 255 | **Born:** 8/20/1997 | **Exp. (NFL/Patriots):** 7/1
GP/GS (Playoffs): 95/12 (14/2) | **Acq:** UFA (BUF)-26
College: Toledo | **Hometown:** Columbus, Ohio

PRONOUNCED GILL-ee-um

CAREER TRANSACTIONS

Reggie Gilliam was signed by the New England Patriots as an unrestricted free agent from the Buffalo Bills on March 12, 2026 ... Originally signed by Buffalo as a rookie free agent (5/7/20).

CAREER HIGHLIGHTS

- With Gilliam serving as a lead blocker for the Bills, Buffalo's rushing offense has finished in the top 10 in the NFL in five of Gilliam's six seasons with the team. Buffalo led the league in rushing in 2025.
    - 2021: 129.9 rushing yards/game (6)
    - 2022: 139.5 rushing yards/game (7)
    - 2023: 130.1 rushing yards/game (7)
    - 2024: 131.2 rushing yards/game (9)
    - 2025: 159.6 rushing yards/game (1)
- Played a key role in RB James Cook III registering three consecutive seasons with over 1,000 rushing yards: 1,122 (2023), 1,009 (2024) and 1,621 (2025).
- In six years in the league, he has made it to six straight postseasons with Buffalo.

SEASONAL REVIEWS

2026 (1/1)

- Made his Patriot debut at Seattle (9/9), starting at fullback and contributing on special teams.

2025 (17/2, 2/1 - BUFFALO)

- Played in 17 games with two starts, one at running back and one at fullback. Totaled 2 rushing attempts for 4 yards and 2 receptions for 24 yards. Added a career high 13 special teams tackles.
- Played in both postseason games: the Wild Card Round at Jacksonville (1/11/26) and the AFC Divisional Round at Denver (1/17/26).
- Named the Bills' 2025 Ed Block Courage Award winner after playing through an injury in 2024 that required surgery and making his return for the start of the 2025 season.
- Was pivotal in helping Buffalo's offense lead the NFL in rushing (159.6 yards per game) and in paving the way for RB James Cook III win the NFL's rushing title with 1,621 rushing yards.
- Started at running back vs. New Orleans (9/28).
- Had 1 reception for 2 yards at Houston (11/20).
- Had 2 rushing attempts for 4 yards and 1 reception for 22 yards vs. the N.Y. Jets (1/4/26).

UPDATED STATISTICS

Click or scan on the QR Code to access updated statistical information.

HONORS & AWARDS

2025: Ed Block Courage Award
2023: AFC Special Teams Player of the Week (Wk. 11)

- Started at fullback in the Wild Card Round at Jacksonville (1/11/26).

2024 (15/0, 3/0 - BUFFALO)

- Played in 15 games and totaled 3 rushing attempts for 7 yards. Added 3 special teams tackles.
- Saw action in all three postseason games: the Wild Card Round vs. Denver (1/12/25), the Divisional Round vs. Baltimore (1/19/25) and the AFC Championship Game at Kansas City (1/26/25).
- Inactive vs. Miami (11/3) and at Indianapolis (11/10) due to injury.
- Played a key role in Buffalo's rushing offense finishing ninth in the NFL (131.2 yards per game) and in helping RB James Cook III notch his second consecutive season with over 1,000 rushing yards (1,009).
- Had an assisted special teams tackle vs. Baltimore in the Divisional Round (1/19/25).

2023 (17/0, 2/0 - BUFFALO)

- Played in all 17 games and finished with 1 reception for 3 yards. Added 3 tackles and 1 forced fumble on special teams.
- Saw action in both postseason games: the Wild Card Round vs. Pittsburgh (1/15/24) and the Divisional Round vs. Kansas City (1/21/24).
- Played a significant role in Buffalo's rushing offense finishing seventh in the NFL (130.1 yards per game) and in helping RB James Cook III reach his first season with over 1,000 rushing yards (1,122).
- Earned AFC Special Teams Player of the Week honors for Week 11 after his performance vs. the N.Y. Jets (11/19). He forced a fumble on the opening kickoff that was recovered by TE Quintin Morris, and it helped set up a 48-yard field goal by K Tyler Bass. Added 2 special teams tackles as well.

2022 (15/4, 2/0 - BUFFALO)

- Played in 15 games with four starts and finished with 8 receptions for 69 yards. Added 3 special teams tackles.
- Saw action in both postseason games: the Wild Card Round vs. Miami (1/15/23) and the Divisional Round vs. Cincinnati (1/22/23).
- Played a key role in Buffalo's rushing offense finishing seventh in the NFL (139.5 yards per game).
- Scored a receiving touchdown vs. Tennessee (9/19) on an 11-yard pass from QB Josh Allen on the opening drive.
- Inactive vs. the N.Y. Jets (12/11) due to injury.

2021 (16/5, 2/1 - BUFFALO)

- Appeared in 16 games with five starts, three at fullback and two at tight end. Totaled 3 rushing attempts for 3 yards and 3 receptions for 23 yards. Added 3 special teams tackles.
- Played in both postseason games and totaled 3 receptions for 12 yards.
- Played a key role in Buffalo's rushing offense finishing sixth in the NFL (129.9 yards per game).
- Made his first career start when he lined up at fullback vs. Washington (9/26).
- Notched 1 reception for 7 yards vs. Indianapolis (11/21) in his first start at tight end.
- Had 1 reception for 4 yards in the Wild Card Round vs. New England (1/15/22).
- Started at fullback in the Divisional Round at Kansas City (1/23/22) and finished with 2 receptions for 8 yards.

2020 (14/0, 3/0 - BUFFALO)

- Played in 14 games as a rookie, mostly contributing on special teams. Finished with 2 receptions for 16 yards and 2 special teams tackles.
- Played in all three postseason games: the Wild Card Round vs. Indianapolis (1/9/21), the Divisional Round vs. Baltimore (1/16/21) and the AFC Championship Game at Kansas City (1/24/21).
- Made his NFL debut in the season opener vs. the N.Y. Jets (9/13).
- Recorded his first NFL reception and first touchdown reception at Miami (9/20), a 1-yard pass from QB Josh Allen in the first quarter of a 31-28 victory.
- Inactive at New England (12/28) and vs. Miami (1/3) due to injury.
- Recorded 1 assisted special teams tackle in the AFC Championship Game at Kansas City (1/24/21).

COLLEGE

- Spent four years at Toledo (2016-19) and played in 40 games as a tight end. Totaled 18 receptions for 153 yards and 3 touchdowns and 2 rushes for 1 yard and 1 touchdown.
- As a senior in 2019, was nominated for the 2019 Campbell Award, given to the nation's top scholar athlete, and the Jason Witten Collegiate Man of the Year Award for leadership. Also named a candidate for the Burlsworth Trophy, given to the top player in the nation who began their career as a walk-on.
- Earned Academic All-MAC honors in 2018 and 2019.
- In 2018, was named Second-Team All-MAC and led the country and set a school record with four blocked kicks. Also earned MAC Medal of Excellence for superior athletic and academic achievement.

PERSONAL

- Son of Reginald and Linda Gilliam and has two brothers, Travis and Philip.
- Father served in the U.S. Army.
- Graduated with a degree in interdisciplinary studies.

REGGIE GILLIAM **STATISTICS**

POS: FB HT: 6-0 WT: 244 LBS YEAR: 7TH ACQ: UFA (BUF)-26 COLLEGE: TOLEDO BORN: 8/20/97

REGULAR SEASON OFFENSIVE STATISTICS

			RUSHING					RECEIVING				
Year	*Team*	*G/S*	*NO*	*YDS*	*AVG*	*LG*	*TD*	*REC*	*YDS*	*AVG*	*LG*	*TD*
2020	Bills	14/0	0	0	0.0	0	0	2	16	8.0	15	1
2021	Bills	16/5	3	3	1.0	2	0	3	23	7.7	8	0
2022	Bills	15/4	0	0	0.0	0	0	8	69	8.6	14	1
2023	Bills	17/0	0	0	0.0	0	0	1	3	3.0	3	0
2024	Bills	15/0	3	7	2.3	4	0	0	0	0.0	0	0
2025	Bills	17/2	2	4	2.0	5	0	2	24	12.0	22	0
Totals – 6 Years		**94/11**	**8**	**14**	**1.8**	**5**	**0**	**16**	**135**	**8.4**	**22**	**2**

Additional Statistics - 27 career special teams tackles - 2 in 2020, 3 in 2021, 3 in 2022, 3 in 2023, 3 in 2024 and 13 in 2025. 1 forced fumble on a kickoff return vs the N.Y. Jets (11/19/23).

POSTSEASON OFFENSIVE STATISTICS

			RUSHING					RECEIVING				
Year	*Team*	*G/S*	*NO*	*YDS*	*AVG*	*LG*	*TD*	*REC*	*YDS*	*AVG*	*LG*	*TD*
2020	Bills	3/0	0	0	0.0	0	0	0	0	0.0	0	0
2021	Bills	2/1	0	0	0.0	0	0	3	12	4.0	7	0
2022	Bills	2/0	0	0	0.0	0	0	0	0	0.0	0	0
2023	Bills	2/0	0	0	0.0	0	0	0	0	0.0	0	0
2024	Bills	3/0	0	0	0.0	0	0	0	0	0.0	0	0
2025	Bills	2/1	0	0	0.0	0	0	0	0	0.0	0	0
Totals – 6 Years		**14/2**	**0**	**0**	**0.0**	**0**	**0**	**3**	**12**	**4.0**	**7**	**0**

Additional Statistics - 2 assisted special teams tackles - 1 at Kansas City in the AFC Championship Game (1/24/21) and 1 vs. Baltimore (1/19/25) in the Divisional Round.

CHRISTIAN GONZALEZ

0 | CORNERBACK

HT: 6-1 | **WT:** 205 | **Born:** 6/28/2002 **Exp. (NFL/Patriots):** 4/4
GP/GS (Playoffs): 35/35 (4/4) **Acq:** D1-23 (17th)
College: Oregon | **Hometown:** The Colony, Texas

PRO BOWL: 25

CAREER TRANSACTIONS

Christian Gonzalez was drafted by the New England Patriots in the first round (17th overall) of the 2023 NFL Draft.

CAREER HIGHLIGHTS

- Selected for the 2025 Pro Bowl.
- Named to the 2024 Associated Press All-Pro Second Team.
- Named the September 2023 NFL Defensive Rookie of the Month.

SEASONAL REVIEWS

2026 (1/1)

- Serves as a starter at cornerback.
- Started at cornerback at Seattle (9/9) and finished with 2 tackles and 2 passes defensed.

2025 (14/14, 4/4)

- Started in all 14 games he played in and finished with 69 tackles (54 solo, 15 assists) and 10 passes defensed.
- Started in all four postseason games and totaled 19 tackles (15 solo, 4 assists), 1 sack, 1 interception, 1 forced fumble and 7 passes defensed.
- Earned his first career Pro Bowl selection.
- Missed the first three games of the season vs. Las Vegas (9/7), at Miami (9/14) and vs. Pittsburgh (9/21) due to an injury that occurred during training camp and made his season debut vs. Carolina (9/28) after missing the first three weeks due to injury. He recorded 3 tackles on the day.
- Forced two key incompletions on back-to-back plays at Buffalo (10/5), stopping a second-and-10 throw from QB Josh Allen to WR Keon Coleman in the end zone with 2:43 left to play in the fourth quarter, and recording a pass defense on Allen's throw to WR Khalil Shakir on third-and-10 at the New England 27-yard line to force the Bills to attempt a field goal to tie the game at 20-20.
- Held WR Jerry Jeudy to 0 receptions vs. Cleveland (10/26) and prevented a touchdown when he registered a key pass breakup in the end zone on a pass intended from QB Dillon Gabriel intended for Jeudy on a fourth-and-11 situation in the fourth quarter.
- Made the initial hit on RB Jaylen Wright that led to a second hit and a forced fumble by LB Jack Gibbens vs. Miami (1/4/26) in the second quarter. It was recovered by LB Elijah Ponder.
- Led the team with 9 tackles (6 solo), 1 pass defensed and 1 forced fumble in the Divisional Round vs. Houston (1/18/26). He ripped the ball out of RB Woody Marks' hands with 5:30 left in the third quarter on the New England 17-yard line with S Craig Woodson recovering.
- Recorded a sack and the game-sealing interception in the AFC Championship at Denver (1//25/26), becoming the sixth Patriot to do so in a postseason game and first to do so in a Conference Championship game.
- Logged 3 passes defensed in Super Bowl LX vs. Seattle (2/8/26), one preventing a touchdown on a pass from QB Sam Darnold intended for WR Jaxon Smith-Njigba. He became the fifth Patriot to do so in a Super Bowl and 12th player in league history since 1999, when the NFL began tracking them.

2024 (16/16)

- Started in all 16 games that he played in at cornerback and finished with 59 total tackles (50 solo, 9 assists), 2

UPDATED STATISTICS

Click or scan on the QR Code to access updated statistical information.

DEFENSIVE ROOKIE OF THE MONTH

Gonzalez was named the Defensive Rookie of the Month for September by the National Football League, becoming the fifth Patriots player to win a rookie of the month honor and the third defensive player to earn the award. Gonzalez joined QB Mac Jones (November of 2021), DE Chandler Jones (September of 2012), LB Jerod Mayo (October of 2008) and WR Deion Branch (September of 2002). In 2025, RB TreVeyon Henderson became the sixth Patriot to win a rookie of the month award.

VIDEO FEATURE

Click or scan the QR code to learn more about Christian, including his love for cooking.

HONORS & AWARDS

2025: Pro Bowl
2024: Associated Press All-Pro Second Team
2023: NFL Defensive Rookie of the Month (September)

HOMETOWN HERO

Click or scan the QR code for a glimpse into what family means to Christian, and learn about his passion for giving back.

63-YARD FUMBLE RETURN

Gonzalez recovered a fumble at Miami (11/24/24) that was forced on a tackle by S Marte Mapu and returned it 63 yards for a touchdown in the fourth quarter. It is tied for the third-longest fumble return in team history. It was Gonzalez's first-career touchdown.

LONGEST FUMBLE RETURNS IN TEAM HISTORY

Player	*Game*	*Fumble Return*
Shea McClellin	at Miami (Jan. 1, 2017)	69-yard return
Richard Seymour	at Buffalo (Oct. 3, 2004)	68-yard TD return
Rob Ninkovich	at San Diego (Oct. 24, 2010)	63-yard return
Christian Gonzalez	**at Miami (Nov. 24, 2024)**	**63-yard TD return**
Kyle Dugger	vs. Detroit (Oct. 9, 2022)	59-yard TD return

interceptions, 1 quarterback hit, 1 fumble recovery for a touchdown and 11 passes defensed.

- Was awarded Second Team All-Pro honors by the Associated Press as one of the NFL's premiere players at the position. Played man coverage at the second-highest rate of any cornerback in the NFL and was often shadowing the opponent's No. 1 receiver. Was the only cornerback to face 10 or more deep targets without allowing a touchdown. Ranked seventh in passer rating (70.5) and 10th in completion rate (54.8%).
- Started in the season opener at Cincinnati (9/8) - his first game back since a season-ending injury at Dallas in 2023 (10/1/23) - and covered WR Ja'Marr Chase on 20 of his 28 routes, limiting him to 3 receptions for 14 yards.
- Recorded his first interception of the season in the first quarter vs. Miami (10/6), jumping the route of a pass intended for WR Odell Beckham Jr. to give New England a first down at the Miami 36-yard line and help position the Patriots for their first touchdown of the game, a 33-yard rushing touchdown by RB Rhamondre Stevenson. Recorded 1 pass defensed on a pass intended for WR Tyreek Hill in the end zone in the third quarter and shadowed the receiver for 21 routes, allowing just 3 catches for 55 yards to go with the 1 pass defensed.
- Played a key role in the 19-3 win at Chicago (11/10), limiting the Bears to 142 total yards, the lowest total since holding the Jets to 103 total yards on Nov. 20, 2022.
- Scored his first NFL touchdown at Miami (11/24) and registered the Patriots first score on defense in 2024 when he recovered a RB Jaylen Wright fumble forced by S Marte Mapu and returned the ball 63 yards for a touchdown in the fourth quarter, the third-longest fumble return in team history.
- Recorded his second interception of the season vs. Indianapolis (12/1) and second turnover in back-to-back games when he picked off a pass from QB Anthony Richardson intended for WR Alec Pierce on a second-and-7 situation in the fourth quarter.
- Had 3 passes defensed at Arizona (12/15) on passes from QB Kyler Murray intended for WR Marvin Harrison Jr. Shadowed Harrison Jr. on 21 routes, allowing just 1 catch for 23 yards on five targets.
- Left the game vs. the L.A. Chargers (12/28) in the second quarter due to injury and missed the final contest of the season vs. Buffalo (1/5/25) as a result.

2023 (4/4)

- Played and started in four games and finished with 17 tackles (14 solo, 3 assists), 1 sack for a loss of 8.0 yards, 1 interception, 3 passes defensed, 1 quarterback hit and 1 tackle for loss. His season was cut short by injury, and he was placed on injured reserve on Oct. 7.
- In his first career game, played every defensive snap at cornerback vs. Philadelphia (9/10). Tallied 7 tackles (5 solo, 2 assist), 1 sack for 8 yards, 1 quarterback hurry, 1 tackle of loss and 1 pass defense. His sack and pass defense both came in a fourth quarter series and were key in holding the Eagles to a field goal.
- Recorded his first interception of his career in the fourth quarter on a deep pass intended for WR Tyreek Hill from QB Tua Tagovailoa vs. Miami (9/17).
- Started for the Patriots at Dallas (10/1). Left the game late in the first quarter with an injury and did not return.
- Placed on injured reserve Oct. 7.

COLLEGE

- Transferred to Oregon in 2022 after spending his first two seasons at Colorado.
- Led the Ducks with four interceptions, third-most in the Pac-12, and finished with 50 total tackles (35 solo) and one tackle for loss. Tied for sixth in the Pac-12 with 11 passes defended and tied for ninth with seven passes broken up.
- Totaled 118 return yards on four interceptions in 2022, the most by a Duck in a season since 2001 (Steve Smith).
- Named the Pac-12 Defensive Player of the Week after hauling in two interceptions against his former school at Colorado. Totaled 77 return yards on the two interceptions, running the first one back 36 yards for a near-pick six and the second one 41 yards. The interceptions came on back-to-back drives in the third quarter.
- Earned Coaches Pac-12 All-Conference honorable mention in 2021 at Colorado, starting all 12 games at cornerback. Finished fifth on the team and first among defensive backs with 53 tackles (42 solo). Led the team with five pass breakups while ending the year third with 5.5 tackles for loss. One of five players in the Pac-12 and one of only three defensive backs with at least five pass breakups and five tackles for loss. Made at least three tackles in 10 of the 12 games.
- Started all six games at cornerback as a true freshman in 2020, the only freshman on defense to play and start all six games.

PERSONAL

- Parents are Hector and Temple Gonzalez.
- Father played college basketball at UTEP and went on to play semiprofessional basketball in Colombia.
- Also ran track & field in high school and had a personal best of 21.6 seconds in the 200-meters in the Texas State Championships.
- Has two older sisters, Melissa and Samantha, and one younger sister, Lily.
- Both older sisters, Melissa (Texas) and Samantha (Miami, Fla.), ran track and field in college and were both all-Amer-

icans in the 400 hurdles and the 4x400 relay.

- Played defensive back and wide receiver for The Colony and coach Rudy Rangel for two seasons, compiling a 17-5 record, including a 12-2 mark in the Division 5A-1 Standings.

CHRISTIAN GONZALEZ **STATISTICS**

POS: CB HT: 6-1 WT: 205 LBS YEAR: 4TH ACQ: D1-23 (17TH) COLLEGE: OREGON BORN: 6/28/02

REGULAR SEASON DEFENSIVE STATISTICS

			TACKLES					INTERCEPTIONS						MISCELLANEOUS			
Year	*Team*	*G/S*	*TT*	*UT*	*A*	*S*	*YDS*	*NO*	*YDS*	*AVG*	*LG*	*TD*	*PD*	*FF*	*FR*	*YDS*	*TD*
2023	Patriots	4/4	17	14	3	1.0	8.0	1	0	0.0	0	0	3	0	0	0	0
2024	Patriots	16/16	59	50	9	0.0	0.0	2	2	1.0	2	0	11	0	1	63	1
2025	Patriots	14/14	69	54	15	0.0	0.0	0	0	0.0	0	0	10	0	0	0	0
Totals –	**3 Years**	**34/34**	**145**	**118**	**27**	**1.0**	**8.0**	**3**	**2**	**1.0**	**2**	**0**	**24**	**0**	**1**	**63**	**1**

POSTSEASON DEFENSIVE STATISTICS

			TACKLES					INTERCEPTIONS						MISCELLANEOUS			
Year	*Team*	*G/S*	*TT*	*UT*	*A*	*S*	*YDS*	*NO*	*YDS*	*AVG*	*LG*	*TD*	*PD*	*FF*	*FR*	*YDS*	*TD*
2025	Patriots	4/4	19	15	4	1.0	2.0	1	0	0.0	0	0	7	1	0	0	0
Totals –	**1 Year**	**4/4**	**19**	**15**	**4**	**1.0**	**2.0**	**1**	**0**	**0.0**	**0**	**0**	**7**	**1**	**0**	**0**	**0**

TREVEYON **HENDERSON**

32 | RUNNING BACK

HT: 5-10 | **WT:** 202 | **Born:** 10/22/2002 | **Exp. (NFL/Patriots):** 2/2
GP/GS (Playoffs): 17/4 (4/1) | **Acq:** D2-25 (38th)
College: Ohio State | **Hometown:** Hopewell, Va.

PRONOUNCED TRAY-vee-on

CAREER TRANSACTIONS

TreVeyon Henderson was drafted by the New England Patriots in the second round (38th overall) of the 2025 NFL Draft.

SEASONAL REVIEWS

2026 (0/0)

- Inactive at Seattle (9/9) due to injury.

2025 (17/4, 4/1)

- Played in all 17 games as a rookie with four starts at running back, logging 180 carries for 911 yards (5.1 avg.) and 9 touchdowns, along with 35 receptions for 221 yards (6.3 avg.) and 1 touchdown. He also returned 9 kickoffs for 209 yards (23.2 avg.).
- Appeared in all four of the team's playoff games, starting as one of two running backs with Rhamondre Stevenson in Super Bowl LX vs. Seattle (2/8/26). He recorded 30 carries for 76 yards (2.5 avg.) along with 5 receptions for 33 yards (6.6 avg.). He also returned a kickoff 38 yards in the Super Bowl, tied for the second-longest kick return in a Super Bowl for the Patriots with Cordarrelle Patterson (Super Bowl LIII vs. the L.A. Rams.).
- Recorded two 100-yard games and four 50-yard touchdowns on the season, along with a Patriots rookie record 5.1 rushing average. He is the first Patriot to score four 50-yard touchdowns in a season, the fifth and sixth to have multiple 50-yard runs in a game, and the second player in NFL history to have multiple games with multiple 50-yard touchdowns in a season, joining RB Chris Johnson in 2009 with Tennessee.
- With his 9 rushing and 1 receiving touchdown on the year, he became the fourth rookie in team history to score at least 10 total touchdowns in a season, joining Rob Gronkowski (2010), Robert Edwards (1998) and Curtis Martin (1995).
- Became the first Patriots rookie running back to record 6 receptions in a season opener vs. Las Vegas (9/7). Tony Collins (9/6/81) and Sam Cunningham (9/16/73) both recorded 3 on opening day.
- Scored his first-career touchdown on a 5-yard run in the second quarter vs. Carolina (9/28) to culminate an 8-play, 55-yard drive.
- Scored on a 55-yard touchdown run in the third quarter and a career long 69-yard touchdown run in the fourth quarter at Tampa Bay (11/9). He is the first Patriots player to have two 50-yard touchdown runs in the same game. His 69-yard run is the longest run for the Patriots since RB Sedrick Shaw had a 71-yard run at the N.Y. Jets (12/27/98) and longest touchdown run since RB Curtis Martin had a 70-yard touchdown run vs. Chicago on Sept. 21, 1997. It was the longest run of the 2025 season. His previous long was the 55-yard run in the third quarter. Laurence Maroney is the only other Patriots player with two 50-yard runs in the same game since 1978, when he had a 59-yard touchdown run and a 51-yard run vs. Miami on Dec. 23, 2007. The last NFL player with two 50-yard rushing touchdowns in the same game was Jonathan Taylor in 2024. Had his first career 100-yard game, finishing with 147 yards on 14 carries.
- Scored three total touchdowns with 2 rushing touchdowns and 1 receiving touchdown vs. the N.Y. Jets (11/13). The only other Patriots rookie to account for three touchdowns in a game was TE Rob Gronkowski when he had 3 receiving touchdowns at Pittsburgh on Nov. 14, 2010. Henderson is the first Patriots player with 3 total touchdowns in a game since RB Damien Harris had 3 rushing touchdowns vs. Buffalo on Dec. 26, 2021. Henderson is the fourth player in franchise history to record 2 rushing touchdowns and 1 receiving touchdowns in a single game, joining RB Rex Burkhead (vs. Las Vegas - 9/27/20), Sam Cunningham (at Buffalo - 11/23/75) and Billy Lott (at Oakland - 12/9/61). It was also his second-consecutive game with 2 rushing touchdowns, becoming the first Patriots rookie since RB Curtis Martin in 1995 when he had a streak of three games with two rushing touchdowns and then later in the year back-to-back games with 2 rushing touchdowns. He is the first Patriots running back with at least 2 touchdowns in

UPDATED STATISTICS

Click or scan on the QR Code to access updated statistical information.

HONORS & AWARDS

2025: NFL Offensive Rookie of the Month (November)
2025: PFWA All-Rookie Team

SINGLE-GAME CAREER HIGHS

REGULAR SEASON:

Attempts:	19	vs. N.Y. Jets (11/13/25)
Rushing Yards:	148	vs. Buffalo (12/14/25)
Rushing TDs:	3	vs. N.Y. Jets (11/13/25)
Total TDs:	3	vs. N.Y. Jets (11/13/25)
Longest Run:	69t	at Tampa Bay (11/9/25)

PATRIOTS ROOKIE WONDER

- Henderson had a significant rookie season in Patriots history, placing himself in the upper echelon of best rookie seasons in the team's history.

HIGHEST ROOKIE RUSHING AVERAGE IN PATRIOTS HISTORY (SINCE 1970)

Player	Season	Avg.
TreVeyon Henderson	**2025**	**5.1**
Rhamondre Stevenson	2021	4.6
Sony Michel	2018	4.5

PATRIOTS ROOKIES WITH 10 TDs

Player	Season	Touchdowns
Curtis Martin	1995	15 (14 rush, 1 rec.)
Robert Edwards	1998	12 (9 rush, 3 rec.)
Rob Gronkowski	2010	10 receiving
TreVeyon Henderson	**2025**	**10 (9 rush, 1 rec.)**

- Henderson also set and matched some standards for the Patriots regardless of experience, setting the record for games with a 10.0 rushing average in a season, along with becoming the second Patriot to have multiple 50-yard runs in a game.

MOST GAMES WITH A 10.0 RUSHING AVG. IN PATRIOTS HISTORY

Player	Season(s)	Total
TreVeyon Henderson	**2025**	**2**
Larry Garron	1961-62	2
Four Others	N/A	1

PATRIOTS WITH MULTIPLE 50-YARD RUNS IN A SINGLE SEASON SINCE 1970

- **Craig James in 1985**
  65-yard TD run vs. Green Bay on Sept. 8, 1985
  57-yard run at N.Y. Jets on Nov. 24, 1985
- **Robert Edwards in 1998**
  53-yard run vs. Tennessee on Sept. 20, 1998
  53-yard run at St. Louis on Dec. 13, 1998
- **Sedrick Shaw in 1998**
  51-yard run vs. Indianapolis on Sept. 13, 1998
  71-yard run at N.Y. Jets on Dec. 27, 1998
- **Lawrence Maroney in 2007**
  59-yard TD run vs. Miami on Dec. 23, 2007
  51-yard run vs. Miami on Dec. 23, 2007
- **TreVeyon Henderson in 2025**
  55-yard TD run at Tampa Bay on Nov. 9, 2025
  69-yard TD run at Tampa Bay on Nov. 9, 2025
  52-yard TD run vs. Buffalo on Dec. 14, 2025
  65-yard TD run vs. Buffalo on Dec. 14, 2025

back-to-back weeks since RB Damien Harris had 3 rushing touchdowns vs. Buffalo on Dec. 26, 2021, followed by 2 rushing touchdowns vs. Jacksonville on Jan. 2, 2022. His receiving touchdown was the first of his career, coming on a 6-yard pass from QB Drake Maye in the third quarter.

ROOKIE SEASON NOTES

- As a rookie in 2025, Henderson set multiple franchise records, becoming the first player in team history to have four 50-yard runs or rushing touchdowns in a single season. Among all players in NFL history, he is the only rookie and second player to have multiple games with multiple 50-yard touchdown runs in a single season, is tied for the third-most 50-yard touchdown runs in a single season, and is the third rookie to have four 50-yard runs in a season.

MOST 50-YARD TOUCHDOWN RUNS IN A SEASON IN NFL HISTORY

Rk.	Player	Team	Season	Total
T-1.	Chris Johnson	TEN	2009	5
T-1.	Jim Brown	CLE	1963	5
T-3.	**TreVeyon Henderson**	**NE**	**2025**	**4**
T-3.	Seven Others	N/A	N/A	4

MOST 50-YARD RUNS BY A ROOKIE IN A SEASON SINCE 2000

Rk.	Player	Team	Season	Total
1	Saquon Barkley	NYG	2018	6
T-2	**TreVeyon Henderson**	**NE**	**2025**	**4**
T-2	Adrian Peterson	MIN	2007	4

MOST GAMES WITH MULTIPLE 50-YARD TD RUNS IN A SEASON

Rk.	Player	Team	Season	Total
T-1	**TreVeyon Henderson**	**NE**	**2025**	**2**
T-1.	Chris Johnson	TEN	2009	2

- Produced 14 carries for a career-high 148 yards (10.6 avg.) and 2 touchdowns to go along with 2 receptions for 13 yards (6.5 avg.) and 163 total yards vs. Buffalo (12/14). It was his second-career 100-yard rushing game. He scored on a 52-yard touchdown run in the second quarter and a 65-yard touchdown run in the fourth quarter, becoming the first Patriots player with two 50-yard touchdowns in the same game multiple times in a season, after he also did so at Tampa Bay (11/9) when he scored on a 55-yard touchdown run and a 69-yard touchdown run. He is only the second player in NFL history to do so in a single season, joining RB Chris Johnson in 2009 with Tennessee. He set a team record for 50-yard touchdowns in a season with four, tying RB Saquon Barkley (2018 with the N.Y. Giants) and RB Lenny Moore (1956 with Baltimore) for the most such touchdown runs in a season by a rookie and tying for the third-most in a season in among all players in NFL history behind Chris Johnson (2009 with Tennessee) and Jim Brown (1963 with Cleveland), who had five. He also became the first Patriots player with four 50-yard runs since 1970. Henderson has two of the team's eight games with a rusher finishing with an average of at least 10.0 yards per carry, and the only one to have two games with a 10.0-yard average in the same season after his game at Tampa Bay on Nov. 9. The only other Patriots player with two games with a 10.0-yard average in their career with the team was Larry Garron (1961 and 1962). With his two

rushing touchdowns, he also moved past RB Rhamondre Stevenson (two) for the second-most games with 2 rushing touchdowns by a rookie in franchise history with three, sitting only behind RB Curtis Martin with five.

COLLEGE

- Spent four seasons at Ohio State (2021-24), playing 47 games (38 starts) and recording 590 carries for 3,761 yards (6.4 avg.) and 42 touchdowns, along with 77 receptions for 853 yards (11.1 avg.) and 6 touchdowns.
- College Football Playoff National Champion (2024).
- Finished his career ranked fifth on Ohio State's list of career rushers with 3,761 yards, trailing only Archie Griffin (5,589 yards), J.K. Dobbins (4,459), Ezekiel Elliott (3,961) and Eddie George (3,768).
- Scored 48 career touchdowns - 42 rushing and 6 receiving - to rank third all-time at Ohio State, trailing only Pete Johnson (58) and Keith Byars (50).
- Ranks third at Ohio State in career all-purpose yards with 4,614.
- In addition to Tulsa (9/18), had at least 100 yards rushing: 102 vs. Maryland (10/9) and 152 vs. Penn State (10/30).
- Had a 70-yard touchdown reception vs. Minnesota (9/2).

PERSONAL

- Attended Hopewell High School in Hopewell, Va., where he helped them win their second-consecutive state championship in 2019.
- Named the 2019 Gatorade Virginia Player of the Year.
- Is the son of Lakeesha Hayes and Trenton Henderson.

TREVEYON HENDERSON **STATISTICS**

POS: RB HT: 5-10 WT: 202 LBS YEAR: 2ND ACQ: D2-25 (38TH) COLLEGE: OHIO STATE BORN: 10/22/02

REGULAR SEASON OFFENSIVE STATISTICS

			RUSHING						RECEIVING			
Year	Team	G/S	NO	YDS	AVG	LG	TD	REC	YDS	AVG	LG	TD
2025	Patriots	17/4	180	911	5.1	69t	9	35	221	6.3	19	1
Totals – 1 Year		**17/4**	**180**	**911**	**5.1**	**69t**	**9**	**35**	**221**	**6.3**	**19**	**1**

REGULAR SEASON RETURN STATISTICS

		PUNT RETURNS					KICK RETURNS				
Year	Team	NO	YDS	AVG	LG	TD	NO	YDS	AVG	LG	TD
2025	Patriots	-	-	-	-	-	9	209	23.2	28	0
Totals – 1 Year		**-**	**-**	**-**	**-**	**-**	**9**	**209**	**23.2**	**28**	**0**

POSTSEASON OFFENSIVE STATISTICS

			RUSHING						RECEIVING			
Year	Team	G/S	NO	YDS	AVG	LG	TD	REC	YDS	AVG	LG	TD
2025	Patriots	4/1	30	76	2.5	15	0	5	33	6.6	24	0
Totals – 1 Year		**4/1**	**30**	**76**	**2.5**	**15**	**0**	**5**	**33**	**6.6**	**24**	**0**

POSTSEASON RETURN STATISTICS

		PUNT RETURNS					KICK RETURNS				
Year	Team	NO	YDS	AVG	LG	TD	NO	YDS	AVG	LG	TD
2025	Patriots	-	-	-	-	-	1	38	38.0	38	0
Totals – 1 Year		**-**	**-**	**-**	**-**	**-**	**1**	**38**	**38.0**	**38**	**0**

HUNTER **HENRY**

85 | TIGHT END

HT: 6-5 | **WT:** 249 | **Born:** 12/7/1994 | **Exp. (NFL/Patriots):** 11/6
GP/GS (Playoffs): 137/117 (6/6) | **Acq:** UFA (LAC)-21
College: Arkansas | **Hometown:** Little Rock, Ark.

CAREER TRANSACTIONS

Hunter Henry was signed by the New England Patriots as an unrestricted free agent from the L.A. Chargers on March 19, 2021 ... Originally drafted by San Diego in the second round (35th overall) of the 2016 NFL Draft ... Named franchise player by L.A. Chargers and signed his tender (4/16/20).

CAREER HIGHLIGHTS

- Henry has logged 40-plus receptions in all five seasons with the Patriots, the second-longest streak by a Patriots tight end all-time (Ben Coates, six).
- Set a single-season career high receiving yards (768) in 2025.
- Finished the 2025 season in third place on the Patriots all-time list for receptions among tight ends (259) and in fourth place on the Patriots all-time list for receiving yards among tight ends with 2,973 yards.
- Since entering the NFL in 2016, Henry ranks fifth among tight ends in receiving touchdowns with 47, and sixth in receiving yards (5,295) and receptions with (455).

SEASONAL REVIEWS

2026 (1/1)

- Named a team captain for the fifth consecutive year and fifth time overall in his career.

2025 (17/17, 4/4)

- Started all 17 games for the Patriots at tight end, accumulating 60 receptions for a career-high 768 yards (12.8 avg.) and 7 touchdowns.
- Also started all four of the team's postseason games, logging 9 receptions for 112 yards (12.4 avg.) and 1 touchdown.
- Named a team captain for the third-consecutive year and fourth time overall in his career.
- Recorded his 200th reception as a Patriot vs. Las Vegas (9/7), joining Rob Gronkowski (521), Ben Coates (490), Marv Cook (210) and Russ Francis (207) as the only tight ends in franchise history to do so.
- Recorded 8 receptions for 90 yards (11.3 avg.) and 2 touchdowns vs. Pittsburgh (9/21), He tied his career highs in receptions and touchdowns, and it marked his fifth-career game with 2 receiving touchdowns, fourth as a Patriot.
- With his 2-touchdown game vs. Pittsburgh (9/21), Henry logged his third-career game with 2 touchdown receptions against the Steelers, with the other two coming on Oct. 13, 2019, and Dec. 7, 2023. He is the fourth player in NFL history to log three games with 2 touchdown receptions against the Steelers, joining Gary Collins (Browns 1962-71), Joe Morrison (Giants 1959-72) and Dante Lavelli (Browns 1946-56).
- Caught a 17-yard pass from QB Drake Maye on third-and-5 with 1:42 remaining vs. Atlanta (11/2) to secure the final first down, run out the clock and set up victory formation for the Patriots in a 24-23 win.
- Set a career-high in receiving yards with his third career

UPDATED STATISTICS

Click or scan on the QR Code to access updated statistical information.

SINGLE-GAME CAREER HIGHS

REGULAR SEASON:

Receptions:	8	vs. Pittsburgh (9/21/25)
		vs. Pittsburgh (10/13/19)
		vs. Seattle (9/15/24)
		at Jacksonville (10/20/24)
Receiving Yards:	115	at Cincinnati (11/23/25)
Receiving TDs:	2	vs. Pittsburgh (9/21/25)
		at Pittsburgh (12/7/23)
		at Indianapolis (12/18/21)
		vs. Cleveland (11/14/21)
	2	vs. Pittsburgh (10/13/19)
Long:	59	at Oakland (10/9/16)

HONORS & AWARDS

2026: Team Captain
2025: Ron Burton Community Service Award Winner
Team Captain
2024: Bart Starr Award Nominee
Team Captain
2023: Team Captain
2020: Team Captain
2019: Ed Block Courage Award
2016: PFWA All-Rookie Team

VIDEO FEATURE

Follow Hunter Henry's unique journey from Little Rock, Arkansas to the New England Patriots in this video feature.

TOUCHDOWN LEADER

Henry set a single season career-high mark with 9 receiving touchdowns in 2021. He tied for the NFL lead among tight ends.

MOST RECEIVING TOUCHDOWNS BY TIGHT ENDS IN 2021

Player	Team	TDs
Hunter Henry	**New England**	**9**
Mark Andrews	Baltimore	9
Travis Kelce	Kansas City	9
Dawson Knox	Buffalo	9

100-yard game of the season after finishing with 7 receptions for 115 yards at Cincinnati (11/23). His previous best was 109 yards vs. Seattle on Sept. 15, 2024. With his 7 receptions, he reached 41 receptions on the year, making it his fifth-consecutive season with at least 40 with New England, the second-longest streak by a Patriots tight end all-time (Ben Coates, six). He also set a new single-season career high in receiving yards with a 13-yard reception from QB Drake Maye on the game's opening drive, passing his previous career-high of 674 receiving yards set in 2024. He would go on to finish the year with 768 receiving yards.

- Scored the game's only touchdown in the Wild Card Round vs. the L.A. Chargers (1/11/26) on a 28-yard pass from QB Drake Maye in the fourth quarter, the first postseason touchdown of his career. He finished the game with postseason career-highs of 3 receptions for 64 yards (21.3 avg.) and 1 touchdown.

2024 (16/16)

- Played in 16 games with 16 starts, serving as the team's top tight end and finished with a career-high 66 receptions for a career-high 674 yards and 2 touchdowns.
- Inactive vs. Buffalo (1/5/25) due to injury.
- Named a team captain for the second-consecutive year and third time overall in his career.
- Had 6 or more receptions in five games, including two games with 8 receptions - vs. Seattle (9/15) and at Jacksonville in London (10/20).
- Caught touchdown passes vs. Houston (10/13) and at Buffalo (12/22).
- Set a new single-game career-high in receiving yards with 109 yards and tied his career-high in receptions with 8 vs. Seattle (9/15) for his second-career 100-yard game. Set new career-highs in receptions and receiving yards in one half with 7 receptions for 98 yards in the first half and recorded 7 receptions for a first down, a career-high for first down receptions.
- Finished the game with 92 receiving yards at Jacksonville (10/20) and became the eighth New England tight end to reach 1,800 yards. Tied his career-high in receptions with 8.
- Had a key reception of fourth-and-2 with 21 seconds remaining in the fourth quarter to help set up QB Drake Maye's 5-yard touchdown to RB Rhamondre Stevenson, which forced the game to overtime at Tennessee (11/3).
- Moved into sole possession of fifth place on the Patriots all-time list for receptions among tight ends with his first reception of the game in the first quarter vs. Indianapolis (12/1). His 7 receptions for 75 yards led the team vs. the Colts.

2023 (14/10)

- Named a team captain for the first time since joining the team.
- Played in 14 games with 10 starts and recorded 42 receptions for 419 yards (10.0 avg) and hauled in 6 touchdowns.
- He was inactive for two games due to injury - at Denver (12/24) and at Buffalo (12/31) - before being placed on injured reserve before the final game vs. N.Y. Jets (1/7).
- Recorded 5 receptions for 56 yards, averaging 11.2 yard-per-reception, and 1 touchdown vs. Philadelphia (9/10). His touchdown gave the Patriots their first points of the year, on a 9-yard pass from QB Mac Jones in the first quarter.
- Started vs. Miami (9/17) in a three tight end set and hauled in the only receiving touchdown for New England in the fourth quarter on a 6-yard pass from Jones.
- Had a crucial reception deep in the team's own territory for 14 yards that resulted in a first down on a third-down play late in the fourth quarter with zero time outs left and down by three points vs. Buffalo (10/22). That play set up a touchdown for a 29-25 win.
- Found the end zone in the second quarter vs. Washington (11/5) on a 14-yard pass from Jones to put the Patriots on the board.
- Tied his career high with two touchdown receptions,

CHASING HISTORY

Henry moved into the top-five of multiple Patriots career statistical categories in 2025:

MOST RECEPTIONS BY TIGHT ENDS IN PATRIOTS HISTORY

Player	Receptions
Rob Gronkowski	521
Ben Coates	490
Hunter Henry	**259**
Marv Cook	210

MOST RECEIVING YARDS BY TIGHT ENDS IN PATRIOTS HISTORY

Player	Rec. Yards
Rob Gronkowski	7,861
Ben Coates	5,471
Russ Francis	3,157
Hunter Henry	**2,973**

MOST RECEIVING TOUCHDOWNS BY TIGHT ENDS IN PATRIOTS HISTORY

Player	Rec. Yards
Rob Gronkowski	79
Ben Coates	50
Russ Francis	28
Hunter Henry	**26**

an 8-yard and a 24-yard touchdown pass in the second quarter on his birthday at Pittsburgh (12/7). He is the first Patriots player to score a touchdown on his birthday since RB Dion Lewis on Sept. 27, 2015 vs. Jacksonville when he turned 25. He finished the game with 3 receptions for 40 yards and 2 touchdowns.

- Hauled in a 16-yard touchdown pass from QB Bailey Zappe in the second quarter vs. Kansas City (12/17), before leaving the game in the second half with an injury.

2022 (17/14)

- Played in 17 games with 14 starts and recorded 41 receptions for 509 receiving yards and two touchdowns.
- Had five 30-yard receptions, including two 30-yard touchdown receptions.
- Henry scored on a 31-yard touchdown pass from QB Bailey Zappe in the third quarter at Cleveland (10/16) and had a 37-yard touchdown from Mac Jones at Minnesota in the third quarter (11/24), his longest touchdown receptions of his career. His previous best was a 30-yard touchdown pass at Jacksonville on Dec. 8, 2019 when he played for the Chargers. In 2021.
- Had a 39-yard reception from QB Mac Jones to set up a fourth quarter touchdown at Arizona (12/12).
- Had five receptions for 52 yards vs. Miami (1/1). Recovered the onside kick in the fourth quarter to give the Patriots possession and bring out the victory formation.

2021 (17/10, 1/1)

- Played in 17 regular season games with 10 starts and finished the season with 50 receptions for 603 yards and a career-high nine touchdowns.
- His nine touchdowns tied for the NFL lead among tight ends with Mark Andrews of Baltimore, Travis Kelce of Kansas City and Dawson Knox of Buffalo.
- Had a streak of four straight games with a touchdown from the game vs. Tampa Bay (10/03) through the game vs. N.Y. Jets (10/24). He had a three-game stretch with touchdowns as a rookie in 2016 with the Chargers. The last New England tight end to register a stretch of four straight games with a touchdown reception was Rob Gronkowski in 2013. The Patriots record for most consecutive touchdowns by a tight end is Gronkowski with six games in 2011.
- Had two 2-touchdown games - vs. Cleveland (11/14) and at Indianapolis (12/18).
- Started in the Wild Card Round loss at Buffalo (1/15), reeling in a 30-yard catch.
- Caught his first Patriots touchdown on an 11-yard pass from Mac Jones in the second quarter vs. Tampa Bay (10/3).
- Led the team in receptions (6) and receiving yards (76) at Houston (10/10), including a 12-yard touchdown catch from Mac Jones in the fourth quarter.
- Caught a 20-yard touchdown pass in the first quarter vs. Dallas (10/17).
- Caught a 1-yard touchdown pass from QB Mac Jones late in the second quarter vs. N.Y. Jets (10/24), marking his fourth-straight game with a touchdown reception.
- Made a key block on the opening kickoff vs. N.Y. Jets (10/24) when he ran all the way across the field to open up a lane for returner Gunner Olszewski, who ran the ball back for a season-high 31 yards on the play.
- Caught a season-long 33-yard pass from QB Mac Jones in the second quarter at L.A. Chargers (10/31). Started the game in a two-tight end set and recovered a Chargers onside kick in the final minute of play to secure the victory over his former team.
- Caught a 7-yard touchdown pass on third down in the second quarter at Carolina (11/7).
- Had his second career two-touchdown game vs. Cleveland (11/14). He had his first career two-touchdown game vs. Pittsburgh on Oct. 13, 2019 when he was with the Chargers. Capped the Patriots' first offensive drive with a 3-yard touchdown pass from QB Mac Jones. He also added a 3-yard touchdown pass in the fourth quarter from Jones.
- Made key blocks throughout the game at Buffalo (12/6) to help the team rush for 222 yards on the day.
- Caught six catches for a team-high 77 yards to go along with a 12-yard and a 7-yard touchdown in the fourth quarter at Indianapolis (12/18).

2020 (14/14 – L.A. CHARGERS)

- Started all 14 games he played and posted a career-high 60 receptions for 613 yards and four touchdowns.
- Missed the final two games of the season after being placed on the Reserve/COVID-19 list.
- Posted six receptions for a season-high 83 yards vs. Kansas City (9/20).
- Tallied a season-high seven receptions for 67 yards at Buffalo (11/29).
- Hauled in five receptions for 65 yards and a touchdown at Las Vegas (12/17).

2019 (12/12 – L.A. CHARGERS)

- Started all 12 games he played in and totaled 55 receptions for a career-high 652 yards and five touchdowns.
- Was inactive for four games (Weeks 2-5) due to injury.
- Returned from missing four straight games due to injury and set single-game career-highs in receptions (8), receiving yards (100) and receiving touchdowns (2) vs. Pittsburgh (10/13). The game marked the first 100-yard effort of his career.
- Caught six passes for 97 yards at Tennessee (10/20)
- Tallied five receptions for 42 yards and a touchdown in the season finale at Kansas City (12/29).

2018 (0/0, 1/1 – L.A. CHARGERS)

- Spent the regular season on the physically unable to perform list after suffering an injury in spring practice.
- Returned to action for the AFC Divisional Playoff at New England (1/13). Made his NFL playoff debut as a starter and did not accrue any statistics.

2017 (14/13 – L.A. CHARGERS)

- Appeared in 14 contests with 13 starts and totaled 45 receptions for 579 yards and four touchdowns.
- Placed on injured reserve on Dec. 19 and missed the final two games of the season.
- Posted a season-high seven receptions for 80 yards vs.

Miami (9/17).

- Caught five passes for a season-high 90 yards at Oakland (10/15).
- Matched a season-high with seven receptions for 81 yards vs. Cleveland (12/3).

2016 (15/10 – SAN DIEGO)

- Played in 15 games with 10 starts and registered 36 receptions for 478 yards and a career-high eight touchdowns. Led all rookie tight ends in receiving yards and tied for the NFL lead among all tight ends in receiving touchdowns. Also returned one kickoff for 10 yards.
- Tallied four receptions for 61 yards and his first NFL touchdown vs. New Orleans (10/2).
- Had his most productive game of the season after catching six passes for 83 yards and a touchdown vs. Denver (10/13).
- Capped his rookie campaign vs. Kansas City (1/1) with four receptions for 43 yards and one touchdown.

COLLEGE

- Played three seasons at Arkansas (2013-15), finishing his career with 116 receptions for 1,661 yards and nine touchdowns.
- Finished as one of eight tight ends in SEC history to reach the 100-reception mark in his collegiate career.
- Earned first-team All-America and All-SEC accolades as a senior in 2015 after leading all FBS tight ends with 739 yards receiving and three touchdowns on 51 receptions. Also did not record a dropped pass and did not allow a sack or QB hurry.
- Winner of the John Mackey Award, annually given to the nation's top tight end.
- Named second-team All-SEC as a sophomore in 2014.
- Named to the SEC All-Freshman Team while earning Freshman All-America and second-team All-SEC honors in 2013.

PERSONAL

- Father, Mark, played at Arkansas from 1988-91 and brothers, Hayden, and Hudson also both played football at Arkansas.
- Earned first-team All-America honors following his senior season at Pulaski Academy in Little Rock, Ark., where he finished with 107 receptions for 1,449 yards and 15 touchdowns.
- Helped lead his team to the 5A state semifinals.
- Paced Pulaski as a junior with 64 receptions for 1,093 yards and 16 touchdowns to a 14-0 record and a 4A state title.
- Helped lead the team to the state championship game as a sophomore, totaling 45 receptions for 748 yards and 10 touchdowns.
- Married wife, Parker, in 2018 and welcomed a son, Ace, in 2021, a daughter, Rivi, in 2023 and a daughter, Navy, in 2026.

HUNTER HENRY **STATISTICS**

POS: TE HT: 6-5 WT: 249 LBS YEAR: 11TH ACQ: UFA (LAC)-21 COLLEGE: ARKANSAS BORN: 12/7/94

REGULAR SEASON RECEIVING STATISTICS

Year	*Team*	*G/S*	*REC*	*YDS*	*AVG*	*LG*	*TD*
2016	Chargers	15/10	36	478	13.3	59	8
2017	Chargers	14/13	45	579	12.9	34	4
2018	Chargers		Reserve/PUP List				
2019	Chargers	12/12	55	652	11.9	30t	5
2020	Chargers	14/14	60	613	10.2	33	4
2021	Patriots	17/10	50	603	12.1	35	9
2022	Patriots	17/14	41	509	12.4	39	2
2023	Patriots	14/10	42	419	10.0	24t	6
2024	Patriots	16/16	66	674	10.2	35	2
2025	Patriots	17/17	60	768	12.8	36	7
Totals – 10 Years		**136/116**	**455**	**5,295**	**11.6**	**59**	**47**

POSTSEASON RECEIVING STATISTICS

Year	*Team*	*G/S*	*REC*	*YDS*	*AVG*	*LG*	*TD*
2018	Chargers	1/1	0	0	0.0	0	0
2021	Patriots	1/1	1	30	30.0	30	0
2025	Patriots	4/4	9	112	12.4	28t	1
Totals – 3 Years		**6/6**	**10**	**142**	**14.2**	**30**	**1**

JULIAN **HILL**

80 | TIGHT END

HT: 6-4 | **WT:** 251 | **Born:** 7/9/2000 | **Exp. (NFL/Patriots):** 4/1
GP/GS (Playoffs): 45/26 (1/0) | **Acq:** FA-26
College: Campbell | **Hometown:** Fayetteville, N.C.

PLAYERS

CAREER TRANSACTIONS

Julian Hill was signed by the New England Patriots as a free agent on March 12, 2026 ... Originally signed by Miami as a rookie free agent (5/12/23).

SEASONAL REVIEWS

2026 (0/0)

- Placed on injured reserve on June 1 due to an injury suffered in the spring.

2025 (14/11 - MIAMI)

- Played in 14 games with 11 starts and finished with 15 receptions for 140 yards. Added 1 special teams tackle.
- Inactive at Atlanta (10/26), vs. Baltimore (10/30) and vs. Buffalo (11/9) due to injury.

2024 (16/11 - MIAMI)

- Played in 16 games with 11 starts and finished with 12 receptions for 100 yards. Had 4 special teams tackles.
- Inactive at Buffalo (11/3) due to injury.

2023 (15/4, 1/0 - MIAMI)

- Played in 15 games with four starts and finished with 6 receptions for 48 yards.
- Saw action in the Wild Card Round at Kansas City (1/13) but did not record any statistics.

UPDATED STATISTICS

Click or scan on the QR Code to access updated statistical information.

- Inactive at the L.A. Chargers (9/10) and at New England (9/17) due to injury.
- Made his NFL debut vs. Denver (9/24).
- Caught his first NFL pass vs. New England (10/29), a 4-yard reception from QB Tua Tagovailoa in the second quarter.

COLLEGE

- Played five seasons (2018-22) at Campbell and started 26 of 48 games played. Finished with 85 career receptions for 1,218 yards and 7 touchdowns and 3 rushing attempts for 5 yards and 1 touchdown.
- First-Team All-Big South in 2021 and 2022.
- Led the Big South in receptions with 34 in 2021.

PERSONAL

- Played quarterback at Pine Forest (N.C.) High School.
- Also lettered in basketball and baseball.

JULIAN HILL **STATISTICS**

POS: TE HT: 6-4 WT: 251 LBS YEAR: 4TH ACQ: FA-26 COLLEGE: CAMPBELL BORN: 7/9/2000

REGULAR SEASON OFFENSIVE STATISTICS

			RUSHING					*RECEIVING*				
Year	*Team*	*G/S*	*NO*	*YDS*	*AVG*	*LG*	*TD*	*REC*	*YDS*	*AVG*	*LG*	*TD*
2023	Dolphins	15/4	0	0	0.0	0	0	6	48	8.0	18	0
2024	Dolphins	16/11	0	0	0.0	0	0	12	100	8.3	17	0
2025	Dolphins	14/11	0	0	0.0	0	0	15	140	9.3	20	0
Totals -	**3 Years**	**45/26**	**0**	**0**	**0.0**	**0**	**0**	**33**	**288**	**8.7**	**20**	**0**

Additional Statistics - 5 career special teams tackles - 1 in 2025; 4 in 2024.

POSTSEASON OFFENSIVE STATISTICS

			RUSHING					*RECEIVING*				
Year	*Team*	*G/S*	*NO*	*YDS*	*AVG*	*LG*	*TD*	*REC*	*YDS*	*AVG*	*LG*	*TD*
2023	Dolphins	1/0	0	0	0.0	0	0	0	0	0.0	0	0
Totals -	**1 Year**	**1/0**	**0**	**0**	**0.0**	**0**	**0**	**0**	**0**	**0.0**	**0**	**0**



MACK HOLLINS

13 | WIDE RECEIVER

HT: 6-4 | **WT:** 221 | **Born:** 9/16/1993 | **Exp. (NFL/Patriots):** 10/2
GP/GS (Playoffs): 128/54 (8/4) | **Acq:** UFA (BUF)-25
College: North Carolina | **Hometown:** Rockville, Md.

SUPER BOWLS: 17

CAREER TRANSACTIONS

Mack Hollins was signed by the New England Patriots as an unrestricted free agent from Buffalo on March 14, 2025 ... Originally drafted by Philadelphia in the fourth round (118th overall) of the 2017 NFL Draft ... Released by Philadelphia (12/3/19) ... Claimed off waivers from Philadelphia and awarded to Miami (12/4/19) ... Re-signed by Miami as an unrestricted free agent (3/23/21) ... Signed by Las Vegas as an unrestricted free agent from Miami (3/16/22) ... Signed by Atlanta as an unrestricted free agent from Las Vegas (3/21/23) ... Signed by Buffalo as an unrestricted free agent from Atlanta (3/14/24).

SEASONAL REVIEWS

2026 (1/1)

- Started at receiver opposite of A.J. Brown at Seattle (9/9) and finished with 4 receptions for 51 yards.

2025 (15/13, 2/2)

- Played in 15 games with 13 starts at wide receiver, producing 46 receptions for 550 yards (12.0 avg.) and 2 touchdowns, along with a 4-yard rush. He was placed on Injured Reserve and missed the final two games of the regular season and the first two games of the postseason.
- Started in the team's two final playoff games after missing the first two while on Injured Reserve, registering 6 receptions for 129 yards (21.5 avg.) and 1 touchdown.
- Culminated the game's opening drive at Miami (9/14), a 10-play, 68-yard drive, with his first touchdown reception as a member of the Patriots on an 8-yard pass from QB Drake Maye.
- Scored on a 4-yard touchdown reception from QB Drake Maye in the fourth quarter vs. Carolina (9/28). Also played on defense for the last play of the first half prior to a potential Hail Mary attempt.
- Had a key block on RB Rhamondre Stevenson's fourth quarter touchdown run at Buffalo (10/5) in a 23-20 victory.
- Finished with a team-leading 7 receptions for 89 yards vs. Cleveland (10/26), tied for the second-most receptions in a single game of his career. He also had 7 receptions at New Orleans (10/30/22) when he played for Las Vegas. His career high for both receptions and receiving yards is 8 for 158 yards, and he accomplished both at Tennessee on Sept. 25, 2022.
- Finished with 6 receptions for 106 yards at Tampa Bay (11/9), his second career 100-yard game. He had a career-high 158 yards receiving at Tennessee on Sept. 5, 2022. Had a 54-yard reception from QB Drake Maye in the fourth quarter, his fourth career 50-yard reception and first since a 60-yard reception at Tennessee on Sept. 25, 2022 when he played for Las Vegas.
- Led the team with 7 receptions for 69 yards at Baltimore (12/21). Hauled in a 20-yard pass on a third-and-13 situation in the second quarter to help set up a 1-yard touchdown pass from QB Drake Maye to TE Hunter Henry. On

UPDATED STATISTICS

Click or scan on the QR Code to access updated statistical information.

HONORS & AWARDS

2022: Team Captain

SINGLE-GAME CAREER HIGHS

REGULAR SEASON:

Receptions:	8	at Tennessee (9/25/22)
Receiving Yards:	158	at Tennessee (9/25/22)
Receiving TDs:	1	17 Times; Most Recent: vs. Carolina (9/28)
Long:	65t	at N.Y. Jets (11/21/21)

JOURNEY TO THE NFL

Click or scan the QR code to learn more about Mack's journey from a college long snapper to an NFL wide receiver.

BAREFOOT DREAMING

Unless it's gametime, WR Mack Hollins is walking around barefoot. In his early playing years with the Philadelphia Eagles, Hollins met some trainers from Melbourne Muscular Therapy from Australia, whose philosophy is to be barefoot and get back to your original ways of movement. Hollins flew them out, and although he was hesitant at first, they convinced him that doing all of his training barefoot can help with durability. In the last few years, Hollins has completely abandoned shoes and now walks barefoot all the time, unless it is under 35 degrees.

HOLLINS
FREE THE FEET

the drive that ended in RB Rhamondre Stevenson's 21-yard rushing touchdown to give the Patriots the lead, started the drive with a 20-yard reception from Maye.

- Placed on Injured Reserve on Dec. 27 due to an injury suffered in the win at Baltimore (12/28), later being activated from injured reserve on Jan. 24, 2026 and making his return in the AFC Championship at Denver (1/25/26). He finished as the team's leading receiver with 2 receptions for 51 yards, including a 31-yard reception from QB Drake Maye with the snow coming down to push the Patriots deep into Denver territory.
- Caught the team's first touchdown in Super Bowl LX vs. Seattle (2/8/26) on a 35-yard pass from QB Drake Maye in the fourth quarter. He finished the game with 4 receptions for a team-high 78 yards (19.5 avg,).

2024 (17/13, 3/2 - BUFFALO)

- Played in all 17 games with 13 starts, finishing with 31 receptions for 378 yards and a career-high and team-leading 5 touchdowns. Added 1 fumble recovery and 1 assisted tackle on special teams.
- Played in three postseason games with two starts, tallying 5 receptions for 104 yards and 1 touchdown.
- Recovered a muffed punt at Seattle (10/27) in the 31-10 victory.
- Had a season-high 86 yards on 4 receptions at Indianapolis (11/10) in the 30-20 victory.
- Recorded 1 special teams tackle in the Wild Card Round vs. Denver (1/12) in addition to catching a pass for 19 yards.
- Made his first career postseason start in the Divisional Round vs. Baltimore (1/19), catching a pass for 12 yards.
- Started in the AFC Championship game at Kansas City (1/26) and had his longest touchdown reception of the season when he hauled in a 34-yard pass from QB Josh Allen.

2023 (13/3 - ATLANTA)

- Played in 13 games with three starts, finishing with 18 receptions for 251 yards. Added 3 special teams tackles.
- Had a season-high 60 receiving yards vs. Green Bay (9/17) in the 25-24 win.

2022 (17/16 - LAS VEGAS)

- Played in all 17 games with 16 starts - three at tight end - finishing with career-highs in receptions (57) and receiving yards (690) in his lone season with Josh McDaniels at the helm. Added 4 touchdowns, 4 rushing attempts for 40 yards and 2 special teams tackles.
- Served as a team captain.
- Had a career day at Tennessee (9/25), hauling in 8 receptions for 158 yards with a long of 60 yards and 1 touchdown.
- In an overtime win at Seattle (11/27), scored the first touchdown of the game on a 36-yard pass from QB Derek Carr.
- Pushed the Raiders lead to 14 after a 5-yard touchdown reception from QB Derek Carr in the second quarter vs. New England (12/18), a 30-24 victory.

2021 (17/3 - MIAMI)

- Played all 17 games with three starts and totaled 14 receptions for 223 yards and 4 touchdowns. Added 9 tackles on special teams and 2 miscellaneous tackles.
- Recorded a season-high 4 receptions for 61 yards at Jacksonville (10/17) and added 2 special teams tackles.
- Hauled in a career-long 65-yard touchdown pass from QB Tua Tagovailoa in the third quarter at the N.Y. Jets (11/21) in a 24-17 win.

2020 (16/2 – MIAMI)

- Played in 16 games with two starts, compiling 16 receptions for 176 yards and 1 touchdown, along with 3 special teams tackles.
- Caught an 11-yard touchdown pass from QB Tua Tagovailoa at Arizona (11/18), his first touchdown reception as a member of the Dolphins.

2019 (4/0 - MIAMI)

- Claimed off waivers from Philadelphia on Dec. 4.
- Played in four games, making his debut at the N.Y. Jets (12/8).
- Recorded 1 assisted special teams tackle at New England (12/29).

2019 (12/3 - PHILADELPHIA)

- Played in 12 games with three starts and finished with 10 receptions for 125 yards. Added 2 special teams tackles.

2018 (0/0, 0/0 – PHILADELPHIA)

- Missed the entire season after being placed on the Reserve/Injured List on Sept. 6.

2017 (17/0, 3/0 – PHILADELPHIA)

- Played in all 17 games, finishing with 16 receptions for 226 yards and 1 touchdown. Added 5 special teams tackles.
- Scored his first career NFL touchdown on a 64-yard pass from QB Carson Wentz in the second quarter vs. Washington (10/23), a 34-24 win.
- Played in all three postseason games, including Super Bowl LII vs. New England (2/4), a 41-33 Eagles victory.

COLLEGE

- Appeared in 47 games with 18 starts, totaling 81 receptions for 1,667 yards and 20 touchdowns at North Carolina.
- Served as a special teams captain and recorded 24 special teams tackles (18 solo, 6 assists).
- His 20 receiving touchdowns rank third in school history and his 20.6 yards per reception set a program record.
- Named second-team All-ACC as a junior after his 24.8 yards per reception ranked as the best in the nation.

PERSONAL

- Graduated with a degree in exercise and sport science at North Carolina.
- Son of Richard and Karyn Hollins.
- Serves as an ambassador for the Special Olympics.
- Played football, basketball and lacrosse at Wootton High School in Rockville, Md. before a postgraduate year at Fork Union Military Academy (Va.).
- Has three pet snakes.

MACK HOLLINS **STATISTICS**

POS: WR HT: 6-4 WT: 221 LBS YEAR: 10TH ACQ: UFA (BUF)-25 COLLEGE: NORTH CAROLINA BORN: 9/16/93

REGULAR SEASON OFFENSIVE STATISTICS

			RECEIVING					*RUSHING*				
Year	***Team***	***G/S***	***REC***	***YDS***	***AVG***	***LG***	***TD***	***NO***	***YDS***	***AVG***	***LG***	***TD***
2017	Eagles	16/0	16	226	14.1	64t	1	0	0	0	0	0
2018	Eagles				Injured Reserve							
2019	Eagles	12/3	10	125	12.5	20	0	0	0	0	0	0
2019	Dolphins	4/0	0	0	0.0	0	0	0	0	0	0	0
2020	Dolphins	16/2	16	176	11.0	34	1	0	0	0	0	0
2021	Dolphins	17/3	14	223	15.9	65t	4	0	0	0	0	0
2022	Raiders	17/16	57	690	12.1	60	4	4	40	10.0	17	0
2023	Falcons	13/3	18	251	13.9	45	0	0	0	0	0	0
2024	Bills	17/13	31	378	12.2	44	5	0	0	0	0	0
2025	Patriots	15/13	46	550	12.0	54	2	1	4	4.0	4	0
Totals	**9 Years**	**127/53**	**208**	**2,619**	**12.6**	**65t**	**17**	**5**	**44**	**8.8**	**17**	**0**

Additional Statistics - 1 fumble recovery on a punt at Seattle (10/27/24). 1 pass completed for 4 yards at Tennessee (9/25/22). 26 career special teams tackles - 2 (2024), 3 (2023), 2 (2022), 9 (2021), 3 (2020), 2 (2019), 5 (2017).

POSTSEASON RECEIVING STATISTICS

Year	***Team***	***G/S***	***REC***	***YDS***	***AVG***	***LG***	***TD***
2017	Eagles	3/0	1	9	9.0	9	0
2024	Bills	3/2	5	104	20.8	34t	1
2025	Patriots	2/2	6	129	21.5	35t	1
Totals – 3 Years		**8/4**	**12**	**242**	**20.2**	**35t**	**2**

ERICK HUNTER

49 | LINEBACKER

HT: 6-2 | **WT:** 225 | **Born:** 2/26/2003 **Exp. (NFL/Patriots):** Rookie
GP/GS (Playoffs): 0/0 (0/0) | **Acq:** FA-26
College: Morgan State | **Hometown:** Waldorf, Md.

CAREER TRANSACTIONS

Erick Hunter was signed by the New England Patriots to the practice squad on September 1, 2026 ... Originally signed by Detroit as a rookie free agent (5/12/26) ... Waived by Detroit (8/30/26).

SEASONAL REVIEWS

2026 (0/0)

- Inactive at Seattle (9/9).

COLLEGE

- Played five seasons at Morgan State including a redshirt senior season in 2025.
- Finished his career ranked No. 2 in school history with 298 tackles and led the conference with 102 tackles in 2025, while adding 14 tackles for a loss, 4 sacks, 4 forced fumbles and an interception. Was named to the FCS Football Central All-American Third Team and Phil Steele 2025 FCS 2025 All-American Third Team.
- Was named to multiple preseason watch lists but missed the majority of 2024 due to injury, only appearing in the final game of the season.

UPDATED STATISTICS

Click or scan on the QR Code to access updated statistical information.

- In 2023, led the MEAC with 75 tackles and finished sixth in the conference with 9 1/2 tackles for a loss. Added 3 sacks, was named an FCS Football Central All-American Third Team, All-MEAC First Team selection and a Buck Buchanan Award finalist.
- Finished the 2022 season with 77 tackles, 6 1/2 tackles for a loss and 4 passes defensed after appearing in all 11 games.
- Appeared in nine games as freshman in 2021.

PERSONAL

- Was a three-sport standout athlete at Westlake High School, including a two-year captain on the football and basketball team.
- Business administration major at Morgan State with aspirations of becoming an NFL player and public accountant.

QUINTAYVIOUS **HUTCHINS**

45 | LINEBACKER

HT: 6-3 | **WT:** 245 | **Born:** 4/2/2003 | **Exp. (NFL/Patriots):** Rookie
GP/GS (Playoffs): 1/0 (0/0) | **Acq:** D7c-26 (247th)
College: Boston College | **Hometown:** Bessemer, Ala.

CAREER TRANSACTIONS

Quintayvious Hutchins was drafted by the New England Patriots in the seventh round (247th overall) of the 2026 NFL Draft.

SEASONAL REVIEWS

2026 (1/0)

- Made his NFL debut at Seattle (9/9), contributing on the punt return unit.

COLLEGE

- Played in 43 games and finished with 72 tackles, 5½ sacks, 1 interception, 1 forced fumble and 2 fumble recoveries.
- Was a 2025 Team Captain.
- Transitioned from defensive end to tight end during the 2022 season.

PERSONAL

- Three-star prospect by 247Sports, ESPN and Rivals.
- Son of Janice Hutchins and Christopher Mayweather.

UPDATED STATISTICS

Click or scan on the QR Code to access updated statistical information.

PLAYERS

QUINTAYVIOUS HUTCHINS **STATISTICS**

POS: LB HT: 6-3 WT: 245 LBS YEAR: ROOKIE ACQ: D7c-26 (247TH) COLLEGE: BOSTON COLLEGE BORN: 4/2/2003

COLLEGE DEFENSIVE STATISTICS

			TACKLES					*INTERCEPTIONS*						*MISCELLANEOUS*				
Year	*Team*	*G/S*	*TT*	*UT*	*A*	*S*	*YDS*	*NO*	*YDS*	*AVG*	*LG*	*TD*	*PD*	*FF*	*FR*	*YDS*	*TD*	*SPT*
2021	Boston College						Redshirted											
2022	Boston College	11/0	2	0	2	0.0	0	0	0	0.0	0	0	0	0	0	0	0	0
2023	Boston College	9/0	4	1	3	0.0	0	0	0	0.0	0	0	0	0	0	0	0	4
2024	Boston College	13/7	31	14	17	3.5	24	1	21	21.0	21	0	0	1	2	0	0	0
2025	Boston College	10/9	35	15	20	2.0	11	0	0	0.0	0	0	0	0	0	0	0	0
Totals – 5 Years		**43**	**72**	**30**	**42**	**5.5**	**35**	**1**	**21**	**21.0**	**21**	**0**	**0**	**1**	**2**	**0**	**0**	**4**

GABE **JACAS**

50 | LINEBACKER

HT: 6-4 | **WT:** 261 | **Born:** 5/27/2004 | **Exp. (NFL/Patriots):** Rookie
GP/GS (Playoffs): 1/0 (0/0) | **Acq:** D2-26 (55th)
College: Illinois | **Hometown:** Fort Pierce, Fla.

PLAYERS

PRONOUNCED ACK-iss

CAREER TRANSACTIONS

Gabe Jacas was drafted by the New England Patriots in the second round (55th overall) of the 2026 NFL Draft.

SEASONAL REVIEWS

2026 (1/0)

- Made his NFL debut at Seattle (9/9), contributing on defense and special teams. Recorded his first NFL sack when he dropped QB Drew Lock for a 7-yard loss in the second quarter.

COLLEGE

- Played in 50 games in four seasons at Illinois (2022-25) and totaled 183 tackles (97 solo, 86 assists), 27 sacks, 2 passes defensed, 7 forced fumbles and 1 fumble recovery.
- His 27 career sacks were the most among active Big Ten defenders in 2025, the second-most in Illinois history and fifth nationally in the FBS.

UPDATED STATISTICS

Click or scan on the QR Code to access updated statistical information.

- His collegiate honors include: 2025 Phil Steele All-America Fourth Team, 2025 Team Captain, 2024 Phil Steele All-America Third Team, 2022 Freshman All-American, 2022 Illinois Rookie of the Year and three-time All-Big Ten (2022, 2024, 2025).

PERSONAL

- Three-star recruit by 247Sports, On3 and Rivals.
- Was also a state champion and all-state wrestler.
- Was the 2021-22 TCPalm Male Athlete of the Year.

GABE JACAS **STATISTICS**

POS: LB HT: 6-4 WT: 261 LBS YEAR: ROOKIE ACQ: D2-26 (55TH) COLLEGE: ILLINOIS BORN: 5/27/2004

COLLEGE DEFENSIVE STATISTICS

			TACKLES					*INTERCEPTIONS*						*MISCELLANEOUS*				
Year	*Team*	*G/S*	*TT*	*UT*	*A*	*S*	*YDS*	*NO*	*YDS*	*AVG*	*LG*	*TD*	*PD*	*FF*	*FR*	*YDS*	*TD*	*SPT*
2022	Illinois	13/8	35	14	21	4	33.0	0	0	0.0	0	0	0	0	0	0	0	0
2023	Illinois	12/10	31	22	9	4	17.0	0	0	0.0	0	0	1	1	0	0	0	0
2024	Illinois	13/13	74	38	36	8	56.0	0	0	0.0	0	0	0	3	1	0	0	0
2025	Illinois	12/12	43	23	20	11	61.0	0	0	0.0	0	0	1	3	0	0	0	0
Totals – 4 Years		**50/43**	**183**	**97**	**86**	**27**	**167**	**0**	**0**	**0.0**	**0**	**0**	**2**	**7**	**1**	**0**	**0**	**0**

KHALIL JACOBS

59 | LINEBACKER

HT: 6-1 | **WT:** 227 | **Born:** 12/1/2003 | **Exp. (NFL/Patriots):** Rookie
GP/GS (Playoffs): 0/0 (0/0) | **Acq:** FA-26
College: Missouri | **Hometown:** Niceville, Fla.

CAREER TRANSACTIONS

Khalil Jacobs was signed by the New England Patriots as a rookie free agent on May 8, 2026.

2026 (0/0)

- Placed on injured reserve on Aug. 31.

COLLEGE

- Spent two seasons at Missouri (2024-25) after two at South Alabama (2022-23).
- Played in 43 career games with 10 starts, registering 121 tackles (52 solo), 16 tackles for loss, 8 sacks, 3 forced fumbles, 2 passes defensed and 1 interception.
- Totaled 47 tackles, 3 sacks and 2 passes defensed after playing in all 13 games in 2025.

PERSONAL

- Attended Niceville High School in Niceville, Fla., posting 60 tackles, 17 tackles for loss, 7 passes defensed, 4 forced fumbles and 2 fumble recoveries as a senior.

UPDATED STATISTICS

Click or scan on the QR Code to access updated statistical information.

DAQUAN **JONES**

99 | DEFENSIVE TACKLE

HT: 6-4 | **WT:** 320 | **Born:** 12/27/1991 **Exp. (NFL/Patriots):** 13/1
GP/GS (Playoffs): 167/161 (12/12) | **Acq:** FA-26
College: Penn State | **Hometown:** Johnson City, N.Y.

PLAYERS

PRONOUNCED DAY-kwon

CAREER TRANSACTIONS

DaQuan Jones was signed by the New England Patriots as a free agent on September 12, 2026 ... Originally drafted by Tennessee in the fourth round (112th overall) of the 2014 NFL Draft ... Re-signed by Tennessee as an unrestricted free agent (3/14/18) ... Signed by Carolina as an unrestricted free agent from Tennessee (4/20/21) ... Signed by Buffalo as an unrestricted free agent from Carolina (3/16/22).

SEASONAL REVIEWS

2025 (12/12, 2/2 - BUFFALO)

- Started 12 games, recording 22 tackles, 3 sacks, 2 passes defensed, 1 interception, 3 tackles for a loss and 1 forced fumble. He also saw action on Buffalo's field goal and punt return units.
- Started both postseason games and finished with 4 total tackles.
- Recorded a sack, forced fumble and tackle for a loss in Week 11 vs. Tampa Bay (11/16).
- Recorded his first career interception off of a batted ball from Joey Bosa (12/21).
- Was inactive the final two weeks of the season before playing in both of Buffalo's playoff games, recording 3 tackles.

2024 (16/16, 3/3 - BUFFALO)

- Started the first 16 games of the season, before resting in Week 17 prior to Buffalo's playoff run.
- Recorded 23 tackles, 2 1/2 sacks and 5 tackles for a loss. He also saw action on Buffalo's field goal unit.
- Recorded a season-high 6 tackles in a Week 5 defeat at Houston (10/6) while adding a tackle for a loss.
- Started all three of Buffalo's playoff games, recording 6 tackles.

2023 (7/7, 2/2 - BUFFALO)

- Started only seven games after missing 10 games while on injured reserve after he suffered a torn pec that required surgery.
- In his seven starts, recorded 16 tackles, 4 tackles for a loss and 2 1/2 sacks while seeing limited special teams snaps.
- After returning in Week 17 vs. New England (12/21), played the final two games of the season and both of Buffalo's playoff games, where he recorded 3 tackles.

2022 (16/16, 1/1 - BUFFALO)

- Started all 16 games and the team's first playoff game, but was inactive in the Divisional Round contest vs. Cincinnati (1/22) due to a calf injury.
- In the regular season, totaled 38 tackles, 3 tackles for a loss, 2 sacks and a fumble recovery while playing on the field goal unit.
- Recorded 6 tackles and a tackle for a loss in Week 12 at Detroit (11/24).
- In his lone playoff game, started at defensive tackle and added 1 tackle in the Wild Card round vs. Miami (1/15).

2021 (17/17 - CAROLINA)

- In his lone season with Carolina, started all 17 games, recording 38 tackles, a tackle for a loss and a forced fumble while seeing action on the field goal and punt return units.
- In Week 14 vs. Atlanta (12/12), posted 4 tackles and forced a fumble when he punched the ball out from Quadree Ollison.

2020 (16/16, 1/1 - TENNESSEE)

- Started all 16 games, posting a career-high 49 tackles as well as 2 sacks, 4 tackles for a loss and 1 forced fumble.
- Saw action as a key special teamer on the field goal and punt return units throughout the season.
- Recorded 7 tackles, 2 tackles for a loss and 1/2 sacks in Week 9 vs. Chicago (11/8).
- In the Wild Card round game vs. Baltimore (1/10), totaled 3 tackles and a tackle for a loss.

2019 (16/16, 3/3 - TENNESSEE)

- Started 15 regular season game at defensive tackle and Week 16 vs. New Orleans (12/22) at defensive end, recording 42 tackles, a career-high 3 passes defensed and 1 sack while serving as a core special teamer on multiple units.
- Totaled 3 tackles and 1 sack in Week 5 vs. Buffalo (10/6).
- In Week 9 at Carolina (11/3), he recorded a season-high 6 tackles and 1 pass defensed.
- During Tennessee's playoff run, Jones totaled 6 tackles and 1/2 sack which included a 4-tackle, 1/2 sack game in the Conference Championship at Kansas City (1/19).

2018 (16/16 - TENNESSEE)

- After being re-signed in the offseason, Jones started every regular season game at defensive end, recording 34 tackles, 4 tackles for a loss and 1 pass defensed.
- Totaled a career-high 9 tackles as well as 2 tackles for a loss in Week 5 at Buffalo (10/7).

UPDATED STATISTICS

Click or scan on the QR Code to access updated statistical information.

- Added a pair of tackles, 1 tackle for a loss and 1 pass defensed in Week 6 vs. Baltimore (10/14).

2017 (12/12 - TENNESSEE)

- Started the first 12 games at defensive end before suffering a season-ending torn bicep.
- Recorded 31 tackles, a career-high 3 1/2 sacks and 4 tackles for a loss and serving on the field goal unit on special teams.
- Totaled 4 tackles, a single-game high 2 sacks and 3 tackles for a loss in Week 12 at Indianapolis (11/26).

2016 (16/16 - TENNESSEE)

- Started at defensive end for 15 games and two at nose tackle, recording 26 tackles, 1 1/2 sacks and 2 tackles for a loss while paying on the field goal unit.
- Totaled 8 tackles in Week 9 at San Diego (11/6).
- Recorded 1 sack for a 10-yard loss the following game in Week 10 vs. Green Bay (11/13).

2015 (16/16 - TENNESSEE)

- Started at defensive end in all 16 games, totaling 45 tackles, 3 tackles for a loss and 1 fumble recovery and played on the field goal unit.
- Added 6 tackles and 1 tackle for a loss in Week 1 at Tampa Bay (9/13).
- Recovered a fumble in Week 12 vs. Oakland (11/29) after Derek Carr fumbled the snap.

2014 (7/1 - TENNESSEE)

- In his rookie season, appeared in seven games and started one, totaling 8 tackles, a tackle for a loss and a forced fumble.
- Made his NFL debut as a reserve defensive end in Week 4 at Indianapolis (9/13) after being inactive the first three weeks, where he saw limited snaps on defense and on the field goal unit.
- In his first career start, recorded 4 tackles and 1 forced fumble in Week 17 vs. Indianapolis (12/28).

COLLEGE

- Played four seasons at Penn State (2010-13), appearing in 44 games, recording 92 tackles, 15.5 tackles for a loss, 4 1/2 sack, 1 pass defensed and 1 fumble recovery.
- Led Penn State with 11.5 tackles for a loss and was earned the team's 2013 Outstanding Senior Player award.
- Started 23 games over the past two seasons and led all Big Ten defensive tackles in stops in 2013.
- Earned a starting role in camp going into his junior season and started the first 11 games. On the season, totaled 22 tackles, with 2.5 tackles for loss, 1/2 sack, a fumble recovery and a pass defensed.
- Saw action as a rotational defensive tackle and defensive end in his first two seasons with the Nittany Lions.

PERSONAL

- Attended Johnson City High School, where he was rated the No. 2 offensive lineman and played on both sides of the ball.
- Was a captain of the football and basketball teams while also being a member of the track and field team.
- Studied Crimonology at Penn State.
- Frequently gives back to his hometown of Johnson City, N.Y. by hosting local community events, such as the DaQuan Jones Cornhole Classic and supports local athletic groups such as the Johnson City Varsity Club to purchase gear and equipment for student-athletes in need.

DAQUAN JONES **STATISTICS**

POS: DT HT: 6-4 WT: 320 LBS YEAR: 13TH ACQ: FA-26 COLLEGE: PENN STATE BORN: 12/27/1991

PLAYERS

REGULAR SEASON DEFENSIVE STATISTICS

			TACKLES					*INTERCEPTIONS*						*MISCELLANEOUS*				
Year	*Team*	*G/S*	*TT*	*UT*	*A*	*S*	*YDS*	*NO*	*YDS*	*AVG*	*LG*	*TD*	*PD*	*FF*	*FR*	*YDS*	*TD*	*SPT*
2014	Titans	7/1	8	5	3	1.0	1.0	0	0	0.0	0	0	0	1	0	0	0	0
2015	Titans	16/16	45	25	20	0.0	0.0	0	0	0.0	0	0	0	0	1	0	0	0
2016	Titans	16/16	26	17	9	1.5	12.0	0	0	0.0	0	0	0	0	1	0	0	0
2017	Titans	12/12	31	19	12	3.5	20.0	0	0	0.0	0	0	0	0	0	0	0	0
2018	Titans	16/16	34	20	14	0.0	0.0	0	0	0.0	0	0	1	0	0	0	0	0
2019	Titans	16/16	42	21	21	1.0	0.0	0	0	0.0	0	0	3	0	0	0	0	0
2020	Titans	16/16	49	29	20	2.0	13.0	0	0	0.0	0	0	0	1	0	0	0	0
2021	Panthers	17/17	38	19	19	1.0	7.0	0	0	0.0	0	0	0	1	0	0	0	0
2022	Bills	16/16	38	22	16	2.0	14.5	0	0	0.0	0	0	0	0	1	0	0	0
2023	Bills	7/7	16	8	8	2.5	17.0	0	0	0.0	0	0	0	0	0	0	0	0
2024	Bills	16/16	23	11	12	2.5	12.0	0	0	0.0	0	0	1	0	0	0	0	0
2025	Bills	12/12	22	11	11	3.0	8.0	1	1	0.0	0	0	2	1	0	0	0	0
TOTALS- 12 years		**167/161**	**372**	**207**	**165**	**20.0**	**104.5**	**1**	**1**	**1.0**	**1**	**0**	**7**	**4**	**3**	**0**	**0**	**0**

POSTSEASON SEASON DEFENSIVE STATISTICS

			TACKLES					*INTERCEPTIONS*						*MISCELLANEOUS*				
Year	*Team*	*G/S*	*TT*	*UT*	*A*	*S*	*YDS*	*NO*	*YDS*	*AVG*	*LG*	*TD*	*PD*	*FF*	*FR*	*YDS*	*TD*	*SPT*
2019	Titans	3/3	6	2	4	0.5	0.0	0	0	0.0	0	0	0	0	0	0	0	0
2020	Titans	1/1	3	2	1	1.0	8.0	0	0	0.0	0	0	0	0	0	0	0	0
2022	Bills	1/1	1	0	1	0.0	0.0	0	0	0.0	0	0	0	0	0	0	0	0
2023	Bills	2/2	3	0	3	0.0	0.0	0	0	0.0	0	0	0	0	0	0	0	0
2024	Bills	3/3	6	3	3	0.0	0.0	0	0	0.0	0	0	0	0	0	0	0	0
2025	Bills	2/2	3	1	2	0.0	0.0	0	0	0.0	0	0	0	0	0	0	0	0
TOTALS- 6 years		**12/12**	**22**	**8**	**14**	**1.5**	**8.0**	**0**	**0**	**0.0**	**0**	**0**	**0**	**0**	**0**	**0**	**0**	**0**

DRE'MONT JONES

5 | LINEBACKER

HT: 6-3 | **WT:** 268 | **Born:** 1/5/1997 | **Exp. (NFL/Patriots):** 8/1
GP/GS (Playoffs): 109/70 (0/0) | **Acq:** UFA (BAL)-26
College: Ohio State | **Hometown:** Cleveland, Ohio

CAREER TRANSACTIONS

Dre'Mont Jones was signed by the New England Patriots as an unrestricted free agent from Baltimore on March 12, 2026 ... Originally drafted by Denver in the third round (71st overall) of the 2019 NFL Draft ... Signed by Seattle as an unrestricted free agent from Denver (3/16/23) ... Released by Seattle (3/4/25) ... Signed by Tennessee (3/14/25) ... Acquired by Baltimore in a trade with Tennessee in exchange for a 2026 fifth-round draft pick (11/4/25).

SEASONAL REVIEWS

2026 (1/1)

- Made his debut as a Patriot at Seattle (9/9) and recorded his first sack with New England when he dropped Seattle QB Sam Darnold on a third-and-6 situation for a 5-yard loss to end the drive in the first quarter. Added 4 quarterback hits.

2025 (9/8 - BALTIMORE)

- Started eight of the final nine games for the Ravens after being acquired via a trade with Tennessee on Nov. 14. Logged 17 tackles (6 solo, 11 assists), 2½ sacks, 1 pass defensed and 1 fumble recovery.
- Recorded 1½ sacks vs. the N.Y. Jets (11/23) and added 4 tackles and 1 pass defensed.
- Sacked QB Drake Maye for a 3-yard loss vs. New England (12/21) in the second quarter, bringing his 2025 sack total to 7.0, a single-season career high.
- Since the NFL moved to a 17-game schedule in 2021, he is one of four players that has played in 18 games in the regular season due to being traded during the year. Jones played in nine games with Tennessee and nine games with Baltimore in 2025. He joins WR Rashid Shaheed (New Orleans and Seattle), DT Leonard Williams (New York Giants and Seattle) and WR Mike Williams (New York Jets and Pittsburgh) as the players that have played in 18 regular season games in a season.

2025 (9/9 - TENNESSEE)

- Started in all nine games he played in before being traded to Baltimore and finished with 26 tackles (13 solo, 13 assists), 4½ sacks and 1 fumble recovery.
- Recorded a sack in four straight games: 1 at Las Vegas (10/12), 1 vs. New England (10/19), 1 at Indianapolis (10/26) and 1½ vs. the L.A. Chargers (11/2).
- Recovered a fumble at Arizona (10/5) when QB Kyler Murray mishandled the snap. Returned it 2 yards to the Tennessee 26-yard line.

2024 (17/7 - SEATTLE)

- Played in all 17 games with seven starts and finished with 28 tackles (14 solo, 14 assists), 4 sacks, 1 forced fumble and 1 pass defensed.
- Forced a fumble after he sacked QB Skylar Thompson for a 10-yard loss vs. Miami (9/22) on a third-and-5 situation to force a punt in the first quarter.
- Tallied a season-high 5 tackles vs. the N.Y. Giants (10/6).

2023 (17/16 - SEATTLE)

- Played in all 17 games with 16 starts and finished with a career high 49 tackles (26 solo, 23 assists) and 4½ sacks.
- Sacked QB Joe Burrow for an 8-yard loss in the third quarter at Cincinnati (10/15) on a third-and-8 situation to force a punt.
- Recorded a sack vs. Tennessee (12/24) when he took down QB Ryan Tannehill for a 10-yard loss in the fourth quarter with 29 seconds remaining to help seal the 20-17 victory.
- Recorded a season-high 5 tackles vs. Pittsburgh (12/31).

2022 (13/13 - DENVER)

- Started all 13 games he played in and totaled 47 tackles (24 solo, 23 assists), 6½ sacks and 1 forced fumble.
- Registered 2 sacks vs. the N.Y. Jets (10/23). The sacks occurred on consecutive plays when he took down QB Zach Wilson for a 10-yard loss on a second-and-6 situation and then again on the next play for a 5-yard loss to conclude the first quarter.
- Named AFC Defensive Player of the Week in Week 8 for his performance at Jacksonville (10/30). Recorded 7 tackles for loss and a sack, where he took down QB Trevor Lawrence for a 6-yard loss to force a punt in the fourth quarter of the 21-17 win.
- Placed on injured reserve on Dec. 17 due to an injury suffered vs. Kansas City (12/11) and missed the final four games of the season.

2021 (16/7 - DENVER)

- Played in 16 games with seven starts and finished with 31 tackles (18 solo, 13 assists), 5½ sacks, 1 forced fumble, 1 fumble recovery and 2 passes defensed, along with 1 blocked

UPDATED STATISTICS

Click or scan on the QR Code to access updated statistical information.

HONORS AND AWARDS

2022: AFC Defensive Player of the Week (Wk. 8)
2019: AFC Defensive Player of the Week (Wk. 16)

kick.

- Had a blocked kick vs. Washington (10/31) when he blocked a 47-yard field goal attempt by K Chris Blewitt in the fourth quarter. Denver scored the go-ahead and game-winning touchdown on the ensuing drive. Also combined with DT Shelby Harris for a sack of QB Taylor Heinicke to force a punt in the second quarter. Sacked Heinicke again for a 6-yard loss in the third quarter to force a punt. Finished with the blocked kick, 1½ sacks and 3 tackles.
- Had his first career forced fumble vs. Philadelphia (11/14) after he sacked QB Jalen Hurts on a third-and-3 situation for an 8-yard loss to help force a punt.
- Inactive vs. Cincinnati (12/19) due to injury.
- Had his first career fumble recovery at Las Vegas (12/26) after DT Shelby Harris strip sacked QB Derek Carr for a 9-yard loss on a third-and-6 situation in the third quarter. He recovered the ball at the Denver 42-yard line.

2020 (13/8 - DENVER)

- Played in 13 games with eight starts and totaled 41 tackles (26 solo, 15 assists), 6½ sacks and 2 passes defensed.
- Placed on injured reserve on Sept. 21 due to an injury suffered at Pittsburgh (9/20).
- Activated off injured reserve on Oct. 24.
- Had a single-game career high 9 tackles vs. New Orleans (11/29).

2019 (14/1 - DENVER)

- Played in 14 games with one start and totaled 14 tackles (8 solo, 6 assists), 3½ sacks, 1 interception and 2 passes defensed.
- Inactive at Oakland (9/9).
- Made his NFL debut vs. Chicago (9/15).
- Had a blocked kick at the L.A. Chargers (10/6) when he blocked a 48-yard field goal attempt by K. Chase McLaughlin in the second quarter.
- Registered his first career sack at Minnesota (11/17) when he took down QB Kirk Cousins for a 9-yard loss on a second-and-5 situation in the third quarter.
- Had his first career interception vs. the L.A. Chargers (12/1) when he picked off a pass from QB Philip Rivers that was intended for RB Austin Ekeler on a third-and-5 situation in the first quarter. He returned it 7 yards to the L.A. 18-yard line. QB Drew Lock threw a touchdown pass to WR Courtland Sutton on the ensuing drive to put the Broncos up 14-0.
- Inactive at Kansas City (12/15) due to injury.
- Named AFC Defensive Player of the Week for Week 16 after recording a single-game career high 2½ sacks, along with 5 tackles. Split a sack of QB David Blough with LB Jeremiah Attaochu for a 9-yard loss in the first quarter, took down Blough for a 3-yard loss in the second quarter and then again for a 6-yard loss in the fourth quarter to force a punt in the 27-17 win.
- Made his first career start in the regular season finale vs. Oakland (12/29).

COLLEGE

- Played three seasons at Ohio State (2015-18) and started 37 of 39 games. Finished his career with 115 tackles and 9½ sacks.
- Started all 14 games for the 2018 Big Ten and Rose Bowl champions and 11 times for the 2017 Big Ten and Cotton Bowl champion Buckeyes
- As a junior (2018), started all 14 games and totaled 43 tackles and 8½ sacks. Became the first Ohio State defensive lineman in recorded history to score 2 touchdowns in one season, returning an interception 28 yards for a score against Texas Christian and later recovering a fumble in the end zone against Michigan State. Earned first-team All-Big Ten Conference honors.
- Earned third-team All-Big Ten Conference honors as a sophomore (2017), where he played in 12 games with 11 starts and totaled 20 tackles, 1 sack and 2 passes defensed.
- Named a Freshman All-American as a redshirt freshman (2016), where he became only the third freshman DL to start 10 or more games during a freshman season. Started 12 games and finished as the team's leading tackler among the defensive line with 52 tackles.
- Graduated with a degree in sociology in 2018

PERSONAL

- Attended Saint Ignatius (Cleveland, Ohio). Was named first-team Division I AP All-State as a senior for coach Chuck Kyle's 6-4 team that advanced to the Ohio state playoffs.
- Picked up All-Northeast Lakes District honors as a senior after recording 47 tackles, including 4 sacks and 4 forced fumbles.
- Has one son, Dre'Mont "Kenzo" Jones Jr. and one daughter, Eliza.
- Son of Schontina Jones and Sanderline Williams. Jones' dad, Sanderline Williams, was a middleweight boxer for 11 years.

DRE'MONT JONES **STATISTICS**

POS: LB HT: 6-3 WT: 268 LBS YEAR: 8TH ACQ: UFA (BAL)-26 COLLEGE: OHIO STATE BORN: 1/5/97

REGULAR SEASON DEFENSIVE STATISTICS

			TACKLES					*INTERCEPTIONS*						*MISCELLANEOUS*				
Year	***Team***	***G/S***	***TT***	***UT***	***A***	***S***	***YDS***	***NO***	***YDS***	***AVG***	***LG***	***TD***	***PD***	***FF***	***FR***	***YDS***	***TD***	***SPT***
2019	Broncos	14/1	14	8	6	3.5	22.5	1	7	7.0	7	0	2	0	0	0	0	0
2020	Broncos	13/8	41	26	15	6.5	36.0	0	0	0.0	0	0	2	0	0	0	0	0
2021	Broncos	16/7	31	18	13	5.5	37.5	0	0	0.0	0	0	2	1	1	0	0	0
2022	Broncos	13/13	47	24	23	6.5	47.0	0	0	0.0	0	0	0	1	0	0	0	0
2023	Seahawks	17/16	49	26	23	4.5	23.0	0	0	0.0	0	0	0	0	0	0	0	0
2024	Seahawks	17/7	28	14	14	4.0	35.0	0	0	0.0	0	0	1	1	0	0	0	0
2025	Titans	9/9	26	13	13	4.5	27.0	0	0	0.0	0	0	0	0	1	0	0	0
2025	Ravens	9/8	17	6	11	2.5	15.0	0	0	0.0	0	0	1	0	1	0	0	0
TOTALS- 7 years		**108/69**	**253**	**135**	**118**	**37.5**	**243.0**	**1**	**7**	**7.0**	**7**	**0**	**8**	**3**	**3**	**0**	**0**	**0**

Additional Statistics - 2 blocked field goals (at the L.A. Chargers, 10/6/19; vs. Washington, 10/31/21).

MARCUS JONES

25 | CORNERBACK

HT: 5-8 | **WT:** 188 | **Born:** 10/22/1998 | **Exp. (NFL/Patriots):** 5/5
GP/GS (Playoffs): 49/22 (4/2) | **Acq:** D3-22 (85th)
College: Houston | **Hometown:** Enterprise, Ala.

CAREER TRANSACTIONS

Marcus Jones was drafted by the New England Patriots in the third round (85th overall) of the 2022 NFL Draft.

SEASONAL REVIEWS

2026 (1/0)

- Named a team captain for the second consecutive year and second time overall in his career.
- Finished with 4 tackles on defense and recorded 2 fair catches as punt returner at Seattle (9/9).

2025 (17/8, 4/2)

- Played in all 17 games with eight starts at cornerback, recording 65 tackles (47 solo), 11 passes defensed, 8 tackles for loss, 3 interceptions - including one returned for a touchdown - 2 sacks and 1 fumble recovery. He was also the team's main punt returner, logging 21 punt returns for 363 yards and a 17.3-yard punt return average (tying for both a team record and the league lead), along with two punts returned for touchdowns.
- Appeared in all four of the team's postseason games, starting two. He registered 21 tackles (18 solo), 4 passes defensed, 1 sack, 1 forced fumble and 1 interception returned for a touchdown.
- Named a team captain for the first time in his career.
- Was honored with multiple awards: He was named the Associated Press All-Pro Second Team punt returner and the All-Pro punt returner for The Sporting News. He also earned AFC Defensive Player of the Month for the month of October and AFC Special Teams Player of the Week for Week 4.

HONORS & AWARDS

2026: Team Captain
Ron Burton Community Service Award Winner

2025: Team Captain
AFC Special Teams Player of the Week (Wk. 4)
AFC Defensive Player of the Month (October)
AP All-Pro Second Team (punt returner)
The Sporting News All-Pro (punt returner)

2022: AFC Special Teams Player of the Week (Wk. 11)
AP All-Pro First Team (punt returner)
PFWA All-NFL Team (punt returner)
PFWA All-AFC Team (punt returner)
PFWA All-Rookie Team (punt returner)

UPDATED STATISTICS

Click or scan on the QR Code to access updated statistical information.

- Reached 75 punt returns in his career, qualifying him for the all-time list and putting him in first place in punt return average with 14.3 yards per return. He recorded two punt returns for touchdowns, tied for the highest single-season total in team history. He also finished the season with multiple games with over 100 punt return yards, bringing his total to three and tying Troy Brown for the most by a Patriot. Jones set multiple team records when it came to returns, tying the team record for single-season average with a 17.3-yard average. He logged three 60-yard punt returns, bringing his career total to five to set the record for the most in team history since 1980. He also set the team record for tackles for loss by a cornerback in a single season (8) since the statistic began being tracked in 1999.
- Named AFC Special Teams Player of the Week (Wk. 4) after he returned 3 punts for 167 yards (55.7 avg.), including one for 87 yards for a touchdown vs. Carolina (9/28). It was his second-career game with over 100 punt return yards, becoming the third Patriot with multiple games with 100 punt return yards, joining WR Julian Edelman (2) and Troy Brown (3). He passed CB Mike Haynes (157 yards vs. Buffalo on Nov. 7, 1976) for the most punt return yards in a single game in team history and passed WR Gunner Olszewski (48.3 avg. at the L.A. Chargers on Dec. 6, 2020) for the highest punt return average in a single game in team history. His punt return average ranked second in NFL history for a single game behind Nyheim Hynes (65.0).
- Returned two interceptions for touchdowns, one in the regular season at Cincinnati (11/23) and one in the postseason vs. Houston (1/18/26).
- Picked off a pass from QB Josh Allen at Buffalo (10/5) to end a drive at the 10-yard line in the third quarter.
- Made five plays that ended Saints drives and forced four field goals at New Orleans (10/12). Finished with 3 passes defensed, 5 tackles and his first career sack when he took down QB Spencer Rattler for a 3-yard loss on third-and-6 in the fourth quarter.
- Recorded his second interception of the season at Tennessee (10/19) when he picked off QB Cam Ward in the fourth quarter and returned it for 32 yards to the Tennessee 43-yard line.
- Named AFC Defensive Player of the Month for October after recording 8 passes defensed - tied for the most in the NFL - along with 20 tackles, 1 sack and 2 interceptions in the month. He is one of three defensive backs since 2000

PUNT RETURN KING

- After returning the 75th punt of his career, Jones qualified for the NFL's all-time record book for punt returns. He currently ranks first all-time in punt return average and is tied for the 24th-most punt return touchdowns through a player's first four seasons.

HIGHEST PUNT RETURN AVERAGE IN NFL HISTORY

Player	*Team(s)*	*Yrs.*	*PR Avg.*
Marcus Jones	**NE**	**2022-**	**14.3**
Rashid Shaheed	NO/SEA	2022-	13.2
George McAfee	CHI	1940-50	12.8

- Jones set numerous Patriots punt return records in 2025. On Sept. 28 vs. Carolina, he set the team record for most punt return yards in a game and highest punt return average in a game, and he set the team record for most 60-yard punt returns while tying the record for longest punt return vs. the N.Y. Giants (12/1).

MOST PUNT RETURN YARDS IN A GAME IN PATRIOTS HISTORY

Player	*Date*	*Opp.*	*PR Yds.*	*TD(s)*
Marcus Jones	**9/28/25**	**CAR**	**167**	**1**
Mike Haynes	11/7/76	BUF	156	1
Gunner Olszewski	12/6/20	at LAC	145	1

HIGHEST SINGLE-GAME PUNT RETURN AVERAGE IN PATRIOTS HISTORY

Player	*Date*	*Opp.*	*PR Yds.*	*PR Avg.*
Marcus Jones	**9/28/25**	**CAR**	**167**	**55.7**
Gunner Olszewski	12/6/20	at LAC	145	48.3
Marcus Jones	**12/1/25**	**NYG**	**124**	**41.3**

LONGEST PUNT RETURN IN PATRIOTS HISTORY

Player	*Date*	*Opp.*	*PR Yds.*	*Long*
Marcus Jones	**12/1/25**	**NYG**	**124**	**94t**
Julian Edelman	1/2/11	MIA	112	94t
Marcus Jones	**9/28/25**	**CAR**	**167**	**87t**

MOST 60-YARD PUNT RETURNS IN PATRIOTS HISTORY (SINCE 1980)

Player	*Pos.*	*Total*
Marcus Jones	**CB**	**5**
Julian Edelman	WR	4
Troy Brown	WR	3

with a tackle for a loss and a pass defensed in four straight games. Helped the Patriots to a 4-0 record in October and played a key role in the defense that ranked fourth in the NFL in points allowed and ninth overall through the first eight weeks of the season.

- Returned a second quarter interception 33 yards for a touchdown at Cincinnati (11/23). It was the second pick-six of his career and second against Cincinnati. It was the second defensive score of the season (LB K'Lavon Chaisson returned a fumble 4-yards for a touchdown at Tennessee on Oct. 19, 2025) and the first pick-six since the 2022 season when S Kyle Dugger returned an interception 39 yards for a touchdown vs. Miami on Jan. 1, 2023. Also had a key pass defensed on the Bengals' final offensive play in the fourth quarter, a fourth-and-10 situation where QB Joe Flacco targeted TE Mike Gesicki. The play forced a turnover on downs and secured the 26-20 victory for the Patriots.
- In the game vs. the N.Y. Giants (12/1), his 94-yard punt return touchdown tied the record for the longest punt return in team history. WR Julian Edelman had a 94-yard return for a touchdown vs. Miami on Jan. 2, 2011. His 3 punt returns for 124 yards and a 41.3-yard average gave him the third-highest single game average in team history. He also became the fourth Patriot to return multiple punts for touchdowns in a season, joining Troy Brown (2001), Irving Fryar (1985) and Mike Haynes (1976). Adding in his 87-yard punt return touchdown vs. Carolina (9/28), he became the fifth player in NFL history to return two punts 85-plus yards for touchdowns in a single season, joining Patrick Peterson (2011), Johnnie Lee Higgins (2008), Dante Hall (2002) and Rex Bumgardner (1948). His 94-yard punt return touchdown also gave him his fifth-career 60-yard punt return, giving him the team record for such a feat. His three punt return touchdowns in his career tie him with Troy Brown and Irving Fryar for second in Patriots history behind the four punts returned for a touchdown by WR Julian Edelman. It was his third game with at least 100 punt return yards after having 167 yards vs. Carolina (9/28/25) and 109 yards vs. the New York Jets (11/20/22), tying him with Troy Brown as the only Patriots to do so. He also scored a touchdown in back-to-back weeks after returning an interception for a touchdown at Cincinnati (11/23).
- Recovered a fumble that was forced by LB K'Lavon Chaisson with 1:48 left to play at Baltimore (12/21) to help seal the win. Chaisson punched the ball out of WR Zay Flowers' hands after a 5-yard reception, and he recovered at the Baltimore 36-yard line.
- Recorded the second sack of his career vs. Miami (1/4/26), dropping QB Quinn Ewers for 6 yards in the third quarter. He finished the game with 2 tackles for loss, a feat he achieved one other time vs. Cincinnati (12/24/22). His 8 total tackles for loss on the year were the most by a Patriots cornerback in team history.
- Started in his postseason debut in the Wild Card Round vs. the L.A. Chargers (1/11/26), recording 6 tackles, 1 sack, 1 forced fumble and 1 pass defensed on the night.
- Logged an interception returned for a touchdown in the Divisional Round vs. Houston (1/18/26), picking off QB C.J. Stroud at the Houston 26-yard line with 10:41 left in the first half and returning it for a score. It was his first postseason pick six and his second overall on the season along with his pick six at Cincinnati (11/30). He is only the second player in NFL history to have multiple interceptions returned for touchdowns and multiple punt return touchdowns in the same season, including the playoffs, joining CB Phillip Buchanon (2003 with Oakland).

2024 (14/9)

- Played in 14 games, starting nine at cornerback and serving as the team's primary punt returner. Finished the year with

58 total tackles (48 solo, 10 assists), 1 interception, 1 fumble recovery and 10 passes defensed, along with 26 punt returns for 386 yards. His punt return average of 14.8 was the second-highest in the NFL. Also saw action on offense, totaling 1 reception for 18 yards and 1 rushing attempt for 5 yards.

- Inactive at Buffalo (12/22) due to injury and was placed on Injured Reserve on Dec. 27.
- Recovered a fumble on the New England 1-yard line that was forced by S Kyle Dugger and his 17-yard return helped lead to a K Joey Slye field goal and a 10-0 halftime lead at Cincinnati (9/8) in a 16-10 win.
- Recorded his first interception of the season vs. Houston (10/13) in the second quarter, picking off QB C.J. Stroud in the end zone after a deflection by S Marte Mapu and returned it for 35 yards.
- Recorded the second-longest punt return of his career when he returned a punt 62 yards to the Jets 26-yard line in the third quarter in the win vs. the New York Jets (10/27), positioning the Patriots for a 3-yard touchdown run by RB Rhamondre Stevenson. Also forced an incompletion on first-and-10 of the Jets final drive, aiding in securing the victory for the Patriots.
- Added a 44-yard punt return in the second quarter at Tennessee (11/3) and a 25-yard punt return in the fourth quarter to help set up the game-tying touchdown by RB Rhamondre Stevenson as time expired and forced overtime.
- Had a pass defensed on WR Keenan Allen in the fourth quarter at Chicago (11/10) on a fourth-and-10 situation to force a punt and further seal the 19-3 victory. Also had three punt returns for 45 yards with a long of 24 yards in the second quarter. Played a key role in limiting the Bears to 142 total yards, the lowest total since holding the Jets to 103 total yards on Nov. 20, 2022.
- Played on offense for the first time in 2024 in the third quarter vs. the L.A. Rams (11/17) and had his first-career rushing attempt with a 5-yard run. Marked his first offensive snap since the 2023 season-opener vs. Philadelphia on Sept. 10, 2023, when he saw offensive action for one play. Played on offense in five games as a rookie in 2022, finishing with 4 receptions for 78 yards and a 48-yard touchdown reception. Also vs. the L.A. Rams (11/17), was in on a second offensive play in the fourth quarter. Also led the team with 9 tackles (6 solo, 3 assisted).
- Tied for the team lead in tackles with LB Jahlani Tavai at Miami (11/24) with 8 total, adding 3 passes defensed and three punt returns for 38 yards with a long of 20 yards in the fourth quarter.
- Had two passes defensed vs. Indianapolis (12/1), one in the end zone on a pass from QB Anthony Richardson intended for WR Adonai Mitchell on third-and-6 to force a field goal in the third quarter and one on a third-and-2 situation in the fourth quarter on a pass also intended for Mitchell. Saw snaps on offense when he was used as a decoy in a two-back shotgun formation. Added two punt returns for 31 yards with a long of 19 yards in the second quarter.
- Entered the game at Arizona (12/15) at wide receiver in the second quarter and caught an 18-yard reception from QB Drake Maye, his first reception since he caught a 15-yard reception on Dec. 24, 2022 vs. Cincinnati.

2023 (2/1)

- Was limited to two games due to injury with one start and recorded 5 tackles (4 solo, 1 assist) and 1 fumble recovery. Also returned three punts for 21 yards.
- Played as a reserve cornerback and returned punts for New England vs. Philadelphia (9/10). He had 3 punt returns for 21 yards, averaging 7.0 yards-per-return, and 1 fair catch. On defense, recorded 1 tackle (1 assist) and a fumble recovery on a crucial forced fumble by Jabrill Peppers late in the fourth quarter to give the ball back into the offense's hands.
- Started at corner in place of an injured Jonathan Jones vs. Miami (9/17). Exited the game with an injury and did not return.
- Placed on injured reserve on Sept. 22.

2022 (15/4)

- Played in 15 regular season games with four starts, two in the nickel defense and two at cornerback.
- Saw action on the offensive, defensive and special teams

ROOKIE SEASON NOTES

- During Jones' redshirt senior season, he returned a kickoff 100 yards for a touchdown with 17 seconds left against 19th-ranked SMU to win the game, 44–37. To cap off the season he won the Paul Hornung Award, given to the nation's most versatile player, and was selected to the Associated Press All-America first team as a defensive back. He had 10 returns for touchdowns in his college career, including six on kickoffs, three on punts and a pick-six.
- As a rookie in 2022, Jones finished second in the NFL with a 12.5-yard punt return average, second in total return yards with 1,007 and seventh in kickoff return average with a 23.9 average. He was named to the Associated Press All-Pro First Team as a punt returner, the first Patriots rookie to be named All-Pro First Team.

HIGHEST PUNT RETURN AVERAGE (MINIMUM OF 20 RETURNS)

Player	*Punt Return Average*
Kalif Raymond	13.2
Marcus Jones	**12.5**
DeAndre Carter	11.7

MOST TOTAL RETURN YARDS IN THE NFL

Player	*Total Return Yards*
Keisean Nixon	1,149
Marcus Jones	**1,007**
Ray-Ray McCloud III	955

HIGHEST KICKOFF RETURN AVERAGE (MINIMUM OF 23 RETURNS)

Player	*Kickoff Return Average*
Dallas Flowers	31.1
Keisean Nixon	28.8
Velus Jones Jr.	27.6
Justin Jackson	26.7
Kene Nwangwu	26.3
Jerome Ford	24.1
Marcus Jones	**23.9**

TDS THREE WAYS IN 2022

- Jones scored on a punt return for a touchdown, a touchdown reception and an interception returned for a touchdown as a rookie in 2022 to become the fourth player in NFL history to do so in a season, joining Frank Bacon (1920), Bill Dudley (1947) and Tommy Harmon (1947). Jones returned a punt 84 yards for a touchdown vs. the New York Jets on Nov. 20 and scored on a 48-yard touchdown pass vs. Buffalo on Dec. 1 in addition to the pick-6 vs. Cincinnati on Dec. 24. The only other player in the Super Bowl era to score a 40-plus yard touchdown in each of those ways in their entire career is Deion Sanders.
- Jones is one of 10 NFL players to score on offense, defense and special teams through a career since 1970. Jones joins, Deion Sanders, George Martin, Nolan Cromwell, Terence Newman, Bobby Humphery, William White, Mike Fuller, Chris Moore and Dale Carter.
- Since 1990, DB Marcus Jones is one of 10 Patriots player with a touchdown reception on his first NFL reception.

  T Vederian Lowe, vs. L.A. Rams, Nov. 17, 2024 - 4-yd TD reception
  DB Marcus Jones, vs. Buffalo, Dec. 1, 2022 – 48-yd TD reception
  LB Elandon Roberts, vs. Miami, Dec. 29, 2019 – 38-yd TD reception
  TE Matt Lengel, vs. NY Jets, Dec. 24, 2016 – 18-yd TD reception
  WR Aaron Dobson, vs. NY Jets, Sept. 12, 2013 – 39-yd TD reception
  TE Rob Gronkowski, vs. Cincinnati, Sept. 12 2010 – 1-yd TD reception
  OL Tom Ashworth, vs. Tampa Bay, Dec. 17, 2005 – 1-yd TD reception
  LB Mike Vrabel, at San Diego, Sept. 29, 2002 – 1-yd TD reception
  TE Lovett Purnell, vs. N.Y. Jets, Sept. 14, 1997 – 10-yd TD reception
  TE Mike Bartrum, at Baltimore, Oct. 6, 1996 – 1-yd reception
- Jones registered his first career interception in the third quarter at Arizona on Dec. 12. He had a 48-yard touchdown reception vs. Buffalo (12/1) and returned a punt 84 yards for a touchdown vs. the New York Jets (11/20). The only other NFL player with a receiving touchdown, a punt or kick returned for a touchdown and an interception in the same season is Deion Sanders in 1992.

VIDEO FEATURE

Click or scan the QR code to learn more about Marcus, including his interest in acting.

VIDEO FEATURE

Marcus Jones takes us on his journey as he explores his love for music.

units. Recorded 35 total tackles (31 solo, 4 assist), 2 interceptions, one of which he returned 69 yards for a touchdown, one fumble recovery, seven passes defensed and eight special teams tackles. Also recorded four receptions for 78 yards, including a 48-yard touchdown reception.

- Served as the primary punt and kick returner on special teams. Returned 29 punts for 362 yards including a 84-yard touchdown return. Returned 27 kickoffs for 645 yards.
- Finished second in the NFL with a 12.5-yard punt return average, second in total return yards with 1,007 yards and seventh in kickoff return average with a 23.9 yard average.
- He was named to the Associated Press All-Pro First Team as a punt returner, the first Patriots rookie to be named All-Pro First Team.
- Also named to the PFWA All-NFL Team (punt returner), PFWA All-AFC Team (punt returner) and PFWA All-Rookie Team (punt returner).
- Named AFC Special Teams Player of the Week in Week 11 vs. N.Y. Jets (11/20) after returning a punt 84 yards for a touchdown with five seconds to play to give the Patriots a 10-3 victory.
- Jones scored on offense - 48-yard touchdown reception vs. Buffalo (12/1), defense - 69-yard interception return vs. Cincinnati (12/24) and on special teams - 84-yard punt return vs. N.Y. Jets (11/20), to become the fourth player in NFL history to score on offense, defense and special teams in a season, joining Frank Bacon (1920), Bill Dudley (1947) and Tommy Harmon (1947).
- Jones is one of 10 NFL players to score on offense, defense and special teams through a career since 1970. Jones joins Deion Sanders, George Martin, Nolan Cromwell, Terence Newman, Bobby Humphrey, William White, Mike Fuller, Chris Moore and Dale Carter.
- Jones joins Deion Sanders as the only other player in the Super Bowl era to score a 40-plus yard touchdown on offense, defense and special teams in their entire career.
- Became just the second player since 1970 to record a receiving touchdown, a punt or kick return touchdown and an interception in the same season. The other was Deion Sanders in 1992.
- Jones started to play on offense in addition to defense and special teams vs. Buffalo (12/1) and scored on a 48-yard pass from QB Mac Jones on his first offensive play in the first quarter. He became the first defensive back to record a touchdown reception on offense since 2000 when S Marcus Coleman of the New York Jets caught a 45-yard touchdown pass from QB Vinny Testaverde against Buffalo on Sept 17, 2000. Jones joined LB Mike Vrabel (six 1-yard touchdowns and four 2-yard touchdowns from Tom Brady), LB Elandon Roberts (38-yard touchdown from Tom Brady vs. Miami on Dec. 29, 2019) and LB/DE John Tanner as the only defensive players to catch touchdowns. Tanner caught a 2-yard touchdown pass from QB Jim Plunkett on Nov. 24, 1974 at Baltimore. Jones is the first Patriots player to catch a touchdown on his first reception since Roberts touchdown pass. Jones's 48-yard touchdown on his first offensive play is the longest by a Patriots player on his first play since WR Stephen Starring caught a 73-yard touchdown pass from Steve Grogan on his first offensive play vs. Baltimore on Sept. 4, 1983.
- Made his NFL debut in the season opener at Miami (9/11), rotating in as a defensive back.
- Lined up to return kicks for the first time in the home opener vs. Baltimore (9/25). He had two returns for 45 yards.
- Lined up to return punts for the first time in 2022 at Green Bay (10/2). Averaged 24.5 yards on two returns. His first NFL punt return was for 29 yards in the second quarter, followed by a 20-yard punt return in overtime.
- Returned a fourth quarter punt 84 yards for a touchdown with five seconds remaining vs. N.Y. Jets (11/20) to win the game. It is tied with Julian Edelman (84-yard touchdown

return vs. Denver on Nov. 2, 2014) for the fifth-longest punt return in team history. It is the second longest go-ahead 4th quarter touchdown in team history. The only longer return was the 91-yard missed field goal return for a touchdown by Ron Burton at Denver on Nov. 11, 1962. Jones was named the AFC Special Team Player of the Week for his performance. Jones is the fourth Patriots rookie to earn an AFC Special Teams Player of the Week award since 2000, joining Jake Bailey (Week 3 and 11 in 2019), Bethel Johnson (Week 13 in 2003) and Laurence Maroney (Week 7 in 2006).

- Had a season-long 46-yard kickoff return in the second quarter at Minnesota (11/24).
- Made his first NFL start as a defensive back in a nickel defensive alignment vs. Buffalo (12/1). He finished the game with one pass defensed. He also had one special teams tackle. Also lined up on offense for the first time and scored on a 48-yard touchdown pass from QB Mac Jones on his first play from scrimmage in the first quarter.
- Picked off QB Colt McCoy's pass in the third quarter for his first NFL interception at Arizona (12/12).
- Continued as a three-phase threat, playing on defense, offense and special teams vs. Cincinnati (12/24). He started at cornerback and recorded a team-high 14 total tackles, returned an interception 69 yards for a touchdown, recovered a fumble at the Cincinnati 44-yard line in the fourth quarter, had one reception for 15 yards, returned two punts for 11 yards and returned three kicks for 65 yards.
- Returned to action at Buffalo (1/8) after missing the game vs. Miami (1/1) due to injury. Recorded six total tackles (5 solo, 1 assist). Returned three punts for 25 yards and four kickoffs for 82 yards.

COLLEGE

- Began his college career at Troy and played there for two seasons (2017-18) before transferring to Houston for three seasons (2019-21).
- Overall, he played in 44 games during his college career and totaled 113 total tackles with ten interceptions and returned 63 punts for 875 yards and three touchdowns and 72 kicks for 2,075 yards and six touchdowns.
- Became the ninth Cougar to be named consensus All-American in 2021.
- 2021 Paul Hornung Award winner as the nation's most versatile player.
- First-Team All-American Athletic Conference as a return specialist and second-team as a cornerback.
- Led all of the NCAA with two punt return touchdowns in 2021 and tied for third in the nation with two kick return touchdowns.
- With five interceptions in 2021, he led the American Athletic Conference and finished third in the nation.
- Recorded a 73-yard punt return touchdown and the only receiving touchdown of his career against Navy (Sept. 25).
- Recorded a 98-yard kickoff return touchdown against East Carolina (Oct. 23).
- Recorded an interception and with just 17 seconds remaining returned an SMU kickoff 100 yards for a game-winning touchdown to upset then ranked number 17 SMU (Oct. 30).
- Earned first-team All-America honors from the FWAA, Phil Steele Magazine and CBS/247Sports as a punt returner as a junior in 2020.
- Redshirted in 2019 after transferring from Troy.
- Became Troy's second All-American since moving to the FBS level as a true freshman in 2018 when named to Phil Steele's All-America Third Team as a kick returner.
- Also named to the ESPN and FWAA Freshman All-America Teams.
- Named the Sun Belt Conference Freshman of the Year.
- Named to the All-Sun Belt Second Team as both a return specialist and an all-purpose player in 2017.
- Set the Troy single-season record and tied the Troy career record with three kickoff returns touchdowns.
- Tied the NCAA record with two kick return touchdowns in a game against Coastal Carolina.
- Added a 99-yard return for a touchdown in Troy's Sun Belt title-clinching win at Arkansas State.
- Returned 29 kicks for 879 yards.

PERSONAL

- Three-star recruit by ESPN and Rivals.
- Named to the Alabama Sports Writers Association 7A All-State First Team and the AL.com Super All-State Team as a senior.
- As a junior, recorded 50 tackles, three interceptions, three tackles for loss, a forced fumble and eight pass break ups; returned one interception for a touchdown.

MARCUS JONES **STATISTICS**

POS: CB HT: 5-8 WT: 188 LBS YEAR: 5TH ACQ: D3-22 (85TH) COLLEGE: HOUSTON BORN: 10/22/98

REGULAR SEASON DEFENSIVE STATISTICS

			TACKLES					INTERCEPTIONS						MISCELLANEOUS				
Year	Team	G/S	TT	UT	A	S	YDS	NO	YDS	AVG	LG	TD	PD	FF	FR	YDS	TD	SPT
2022	Patriots	15/4	35	31	4	0.0	0.0	2	87	43.5	69t	1	7	0	1	0	0	3
2023	Patriots	2/1	5	4	1	0.0	0.0	0	0	0.0	0	0	0	0	1	0	0	0
2024	Patriots	14/9	58	48	10	0.0	0.0	1	35	35.0	35	0	10	0	2	17	0	0
2025	Patriots	17/8	65	47	18	2.0	9.0	3	65	21.7	33t	1	11	0	3	0	0	0
Totals – 4 Years		**48/22**	**163**	**130**	**33**	**2.0**	**9.0**	**6**	**187**	**14.5**	**69t**	**2**	**28**	**0**	**7**	**17**	**0**	**3**

REGULAR SEASON OFFENSIVE STATISTICS

			RUSHING					RECEIVING				
Year	Team	G/S	NO	YDS	AVG	LG	TD	REC	YDS	AVG	LG	TD
2022	Patriots	15/4	-	-	-	-	-	4	78	19.5	48t	1
2023	Patriots	2/1	-	-	-	-	-	-	-	-	-	-
2024	Patriots	14/9	1	5	5.0	5	0	1	18	18.0	18	0
2025	Patriots	17/8	-	-	-	-	-	-	-	-	-	-
Totals – 4 Years		**48/22**	**1**	**5**	**5.0**	**5**	**0**	**5**	**96**	**19.2**	**48t**	**1**

REGULAR SEASON RETURNING STATISTICS

			KICK RETURNS					PUNT RETURNS					
Year	Team	G/S	NO.	YDS	AVG	LG	TD	NO	FC	YDS	AVG	LG	TD
2022	Patriots	15/4	27	645	23.9	46	0	29	8	362	12.5	84t	1
2023	Patriots	2/1	-	-	-	-	-	3	1	21	7.0	21	0
2024	Patriots	14/9	-	-	-	-	-	26	8	386	14.8	62	0
2025	Patriots	17/8	-	-	-	-	-	21	18	363	17.3	94t	2
Totals – 4 Years		**48/22**	**27**	**645**	**23.9**	**46**	**0**	**79**	**35**	**1,132**	**14.3**	**94t**	**3**

POSTSEASON DEFENSIVE STATISTICS

			TACKLES					INTERCEPTIONS						MISCELLANEOUS				
Year	Team	G/S	TT	UT	A	S	YDS	NO	YDS	AVG	LG	TD	PD	FF	FR	YDS	TD	SPT
2025	Patriots	4/2	21	18	3	1.0	0.0	1	26	26.0	26t	1	4	1	0	0	0	0
Totals – 1 Year		**4/2**	**21**	**18**	**3**	**1.0**	**0.0**	**1**	**26**	**26.0**	**26t**	**1**	**4**	**1**	**0**	**0**	**0**	**0**

POSTSEASON RETURNING STATISTICS

			KICK RETURNS					PUNT RETURNS					
Year	Team	G/S	NO.	YDS	AVG	LG	TD	NO	FC	YDS	AVG	LG	TD
2025	Patriots	4/2	-	-	-	-	-	9	2	61	6.8	24	0
Totals – 1 Year		**4/2**	**-**	**-**	**-**	**-**	**-**	**9**	**2**	**61**	**6.8**	**24**	**0**

COREY KINER

9 | RUNNING BACK

HT: 5-9 | **WT:** 209 | **Born:** 1/21/2002 **Exp. (NFL/Patriots):** 1/1
GP/GS (Playoffs): 5/0 (0/0) **Acq:** TR (AZ)-26
College: Cincinnati | **Hometown:** St. Bernard, Ohio

PRONOUNCED KYE-ner

CAREER TRANSACTIONS

Corey Kiner was acquired by the New England Patriots in exhange for a 2028 seventh-round draft pick in a trade with the Arizona Cardinals on Aug. 29, 2026 ... Originally signed by San Francisco as a rookie free agent (4/28/25) ... Released by San Francisco (8/27/25) ... Signed by Minnesota to the practice squad (9/23/25) ... Elevated by Minnesota to the active roster from the practice squad (11/8/25) ... Reverted back to the Minnesota practice squad (11/10/25) ... Signed by Arizona Cardinals to the 53-man roster from the Minnesota practice squad (12/2/25).

SEASONAL REVIEWS

2026 (1/0)

- Serves as a reserve running back.
- Made his Patriot debut at Seattle (9/9) and finished with six carries for 11 yards.

2025 (4/0 - ARIZONA)

- Originally signed as a rookie free agent by the San Francisco 49ers.
- After being released in August by the 49ers, was signed by the Minnesota Vikings to the practice squad in late September.
- Was signed to the 53-man roster by the Arizona Cardinals from the Minnesota practice squad and played in the final four games of the season for Arizona.
- Made his NFL debut in a Week 15 matchup at Houston (12/14), recording 2 rushes for 11 yards and a kickoff return for 22 yards.
- Finished his rookie campaign with 4 games played, totaling 12 rushes for 58 yards, with a career-high 6 carries for 32 yards coming in his second game in Week 16 versus the Atlanta Falcons (12/21/25). Added a 2 receptions for 15 yards in the season finale at the Los Angeles Rams (1/4/26).

COLLEGE

- Played his true freshman season at LSU, where he played in 11 total games, including the TaxAct Texas Bowl vs. Kansas State, finishing with 79 rushes for 324 yards and 2 rushing touchdowns and 2 receptions for 10 yards. Returned 2 kickoffs in the Bowl game for 36 yards with a long of 27 yards.
- Transferred to Cincinnati for his sophomore season, where he recorded 81 carries for 362 yards and 5 rushing touchdowns, while adding 2 receptions for 2 yards in 10 total games, including the Fenway Wasabi Bowl vs. Louisville (12/17/22). Recorded a rushing touchdown in his first 5 games of the season and added his first career 100-yard game at Tulsa (10/22/22), where he rushed 12 times for 106 yards and a score, with a then career-long 52-yard gain.
- In his junior season, became the 20th Bearcat in school history to reach 1,000 rushing yards, totaling 1,047 rushing yards over 192 carries with 5 touchdowns, while adding 12 receptions for 49 yards over 12 games started. His 87.3 rushing yards per game ranked eighth in the Big 12 Conference, and his 1,047 rushing yards rank 17th in school history. Added 3 runs of 50+ yards and 4 of 40+ yards.
- After rushing for 1,153 yards on 204 carries with 4 rushing touchdowns, Kiner became the fifth player in program history to have back-to-back 1,000-yard rushing seasons and finished sixth in the Big 12 Conference in rushing and leading him to be named to the Sports Info Solutions All-America Second Team. Finished his college career with three-straight 100-yard games, including a 140-rushing yard performance on 15 carries at Kansas State (11/23/24). Forced 80 missed tackles, which ranked fourth nationally.

UPDATED STATISTICS

Click or scan on the QR Code to access updated statistical information.

PERSONAL

- Attended Roger Bacon High School in St. Bernard, Ohio. Was ranked as a four-star recruit by ESPN, Rivals and the 247 Sports Composite. Finished his high school career as No. 10 in the Ohio High School Athletic Association in rushing yards (7,130), No. 3 in rushing touchdowns (116), total touchdowns (125) and all-time scoring (772 points).
- In 2020, led Roger Bacon to their first-ever regional championship on the back of his 1,866 rushing yards and 35 touchdowns. Was named Ohio's Division V Offensive Player of the Year and Mr. Football for the state of Ohio in December of that season. Became only second player in the Cincinnati area to be named Mr. Football in Ohio since 1992 (Evan Prater, 2019 and Marc Edwards, 1992).
- Recorded over 4,000 combined yards in his junior and senior seasons despite missing 34 quarters of action due to blowout wins, which included an eight-touchdown game against Christian Hills Academic in October of 2019.
- Earned a bachelor's degree from the University of Cincinnati in Sports and Fitness Administration/Management.

COREY KINER **STATISTICS**

POS: RB HT: 5-9 WT: 209 LBS YEAR: 1ST ACQ: TR (AZ)-26 COLLEGE: CINCINNATI BORN: 1/21/2002

REGULAR SEASON OFFENSIVE STATISTICS

			RUSHING					*RECEIVING*				
Year	*Team*	*G/S*	*NO*	*YDS*	*AVG*	*LG*	*TD*	*NO*	*YDS*	*AVG*	*LG*	*TD*
2025	Arizona	4/0	12	58	4.8	9	0	2	15	7.5	11	0
Totals -	**1 Year**	**4/0**	**12**	**58**	**4.8**	**9**	**0**	**2**	**15**	**7.5**	**11**	**0**

Additional Statistics - N/A

REGULAR SEASON RETURNING STATISTICS

			KICK RETURNS					*PUNT RETURNS*					
Year	*Team*	*G/S*	*NO*	*YDS*	*AVG*	*LG*	*TD*	*NO*	*FC*	*YDS*	*AVG*	*LG*	*TD*
2025	Arizona	4/0	1	22	22.0	22	0	-	-	-	-	-	-
Totals –	**1 Year**	**4/0**	**1**	**22**	**22.0**	**22**	**0**	-	-	-	-	-	-

HAROLD **LANDRY III**

2 | LINEBACKER

HT: 6-2 | **WT:** 252 | **Born:** 6/5/1996 | **Exp. (NFL/Patriots):** 9/2
GP/GS (Playoffs): 113/93 (8/6) | **Acq:** FA-25
College: Boston College | **Hometown:** Fayetteville, N.C.
PRO BOWL: 21

PLAYERS

CAREER TRANSACTIONS

Harold Landry III was signed by the New England Patriots as a free agent on March 12, 2025 ... Originally drafted by Tennessee in the second round (41st overall) of the 2018 NFL Draft ... Released by Tennessee (3/7/25).

CAREER HIGHLIGHTS

- In 2023, after missing the entire 2022 season due to injury, became the NFL's third veteran player since 1982 to miss an entire NFL season and come back the next year to record at least 10 sacks with 12 in 2021 and 10½ in 2023.
- Named to the Pro Bowl in 2021 after ranking 10th in the NFL and leading the team with career-high 12 sacks. Posted eight consecutive games with at least a half sack, becoming one of two Titans to accomplish the feat since 1982 (DE Jevon Kearse, 12 consecutive games from 1999-2000).
- During his first six NFL seasons under Mike Vrabel, led the Titans with 41½ sacks, good for 11th place on the franchise's all-time list.
- Reunited with Mike Vrabel in New England in 2025 after spending his first six seasons (2018-23) under him.

SEASONAL REVIEWS

2026 (0/0)

- Placed on the physically unable to perform (PUP) list on Aug. 30.

2025 (15/14, 3/1)

- Started 14 of the 15 games he appeared in at linebacker, logging 49 tackles (27 solo), 10 tackles for loss, a team-leading 8½ sacks and 1 forced fumble.
- Played in three postseason games with one start, and he posted 5 tackles (4 solo) throughout the playoffs.
- Named a team captain for the first time in his career.
- Recorded 2½ sacks vs. Las Vegas (9/7), the seventh multi-sack game of his career.
- Finished with 1 sack in New England's 33-27 win at Miami (9/14) when he brought down QB Tua Tagovailoa on a third-and-7 situation for a 2-yard loss in the fourth quarter.
- Inactive at the N.Y. Jets (12/28) and vs. Miami (1/4) due to injury.
- Returned to action vs. the L.A. Chargers (1/11/26) in the Wild Card Round.
- Inactive for the AFC Championship at Denver (1/25/26) due to injury.
- Returned to play in Super Bowl LX vs. Seattle (2/8/26).

2024 (17/17 - TENNESSEE)

- Started all 17 games at linebacker, finishing with 71 tackles, the second-highest total of his career (42 solo, 29 assists), 9 sacks, 15 quarterback hits and 4 passes defensed.
- Had a season-high 2 sacks vs. the New York Jets (9/15), taking down QB Aaron Rodgers for a 5-yard loss in the second quarter and for a 7-yard loss in the third quarter to force a punt.
- Had a season-high 8 tackles at Indianapolis (12/22).

2023 (17/10 - TENNESSEE)

- Returned after missing the entire 2022 season because of injury and played in all 17 games with 10 starts at outside linebacker, finishing with 70 tackles, 10½ sacks and 21 quarterback hits. Became the Titans' first player since DE Kyle Vanden Bosch (2005 and 2007) with 10 or more sacks in multiple seasons. Named AFC Defensive Player of the Week after setting a career-high with three sacks at Miami (12/11/23).
- Played as a reserve at outside linebacker vs. Atlanta (10/29) and notched 5 tackles, including 2 sacks and 5 quarterback pressures. Forced the Falcons to settle for a field goal by dropping QB Desmond Ridder for a 3-yard loss on third-and-5 in the opening quarter. Sacked QB Taylor Heinicke for an 8-yard loss midway through the fourth quarter.
- Had a single-game career high 9 tackles at Tampa Bay (11/12). Added a sack for a 7-yard loss when he took down QB Baker Mayfield to force a punt in the fourth quarter.
- At Miami (12/11), named AFC Defensive Player of the Week after notching 5 tackles, including a career-best 3 sacks and 6 quarterback pressures. Recorded the team's first 3-sack performance in the regular season since DT Jeffery Simmons in 2021. Sealed the victory with a 3-yard sack of QB Tua Tagovailoa on fourth-and-2 with less than 30 seconds remaining in the contest.
- At Houston (12/31), recorded 5 tackles, including a sack,

UPDATED STATISTICS

Click or scan on the QR Code to access updated statistical information.

HONORS & AWARDS

2025: Team Captain
2023: AFC Defensive Player of the Week (Wk. 14)
2021: Pro Bowl

two other stops for loss and a team-best 3 quarterback pressures. His 3 tackles for loss tied his single-game career high. Sacked QB C.J. Stroud for a 12-yard loss in the final quarter.

2022 (0/0 - TENNESSEE)

- Placed on injured reserve on Sept. 2 after suffering an injury in the preseason.

2021 (17/17, 1/1 - TENNESSEE)

- Named to his first career Pro Bowl after starting all 17 regular season games. Finished with 75 tackles, a career-high and team-leading 12 sacks to rank 10th in the NFL, 22 quarterback hits and 1 forced fumble.
- Started in the Divisional Round vs. Cincinnati (1/22) and registered 6 tackles, including 1½ sacks and 5 quarterback pressures.
- Started at outside linebacker in his 50th career game and tallied 4 tackles, including a half sack and a career-high and team-best 12 quarterback pressures vs. Indianapolis (9/26). Combined with LB Ola Adeniyi to sack QB Carson Wentz for a 10-yard loss on third-and-10 late in the third quarter.
- Had 2 sacks at Jacksonville (10/10), taking down QB Trevor Lawrence for a 4-yard loss in the second quarter and a 13-yard loss to force a punt in the third quarter.
- Became Tennessee's first player since DE Kyle Vanden Bosch in 2005 with 2 or more sacks in consecutive games vs. Buffalo (10/18) after recording 2 sacks at Jacksonville the week prior (10/10). Halted a Bills drive by sacking QB Josh Allen for an 8-yard loss on third-and-10 in the first quarter. Dropped Allen for a 3-yard sack in the second quarter. Teamed with DT Naquan Jones to stuff Josh Allen for no gain on a rush up the middle in the third quarter.
- At Indianapolis (10/31), recorded 5 tackles, including a sack in his fifth consecutive contest. Added a forced fumble. Ended a Colts' drive by sacking QB Carson Wentz for a 7-yard loss on third-and-6 in the second quarter. His 8½ sacks were the most by a Titans/Oilers player in the first eight games of a season since individual sacks became an official statistic in 1982. Tracked down a scrambling Wentz and forced a fumble that was recovered by the Colts late in the second quarter.
- Collected 5 tackles, including a sack and a quarterback pressure vs. New Orleans (11/14). Sacked QB Trevor Siemian for a 3-yard loss late in the second quarter. Registered his eighth consecutive game with at least a half sack, which extended the longest such streak of his career, joining DE Jevon Kearse (12 consecutive games from 1999 to 2000) as the franchise's only players to accomplish the feat since individual sacks became an official statistic in 1982.
- Posted 3 tackles, including a sack and 2 quarterback pressures in the shutout victory vs. Jacksonville (12/12). Halted the Jaguars' opening drive by dropping QB Trevor Lawrence for an 8-yard sack on third-and-11 in the first quarter. With 11 sacks in 2021, became the first Titans player with 11 sacks in a season since DE Jason Babin had 12½ sacks in his 2010 Pro Bowl campaign.
- Recorded 6 tackles, including 1½ sacks and 5 quarterback pressures vs. Cincinnati in the Divisional Round (1/22). With 4½ career postseason sacks in five games, he became Tennessee's first player with at least 4 career postseason sacks since individual sacks became an official statistic in 1982. Sacked QB Joe Burrow for an 8-yard loss in the first quarter and teamed with DT Kyle Peko to sack Burrow for a 7-yard loss in the fourth quarter.

2020 (16/16, 1/1 - TENNESSEE)

- Started all 16 games at outside linebacker and led the team with 5½ sacks and 32 quarterback pressures. Recorded 69 tackles, an interception and a career-high 5 passes defensed. Started the postseason contest vs. Baltimore (1/10) in the Wild Card Round and led the team with 10 tackles, including a team-high 2 sacks and 4 quarterback pressures.
- Posted 5 tackles, an interception, 3 quarterback pressures and 2 passes defensed vs. Jacksonville (9/20). Came off the edge and deflected a pass intended for WR Collin Johnson in the second quarter. Sealed the victory by intercepting a Gardner Minshew II pass that was deflected by DT Jeffrey Simmons with 47 seconds remaining in the game.
- At Baltimore (11/22), totaled 7 tackles, including a sack and a quarterback pressure. Combined with LB Rashaan Evans to stuff QB Lamar Jackson for no gain on a rush early in the fourth quarter. Dropped Jackson for a 9-yard loss on the second play from scrimmage in overtime to help force a three-and-out, which preceded the Titans' game-winning drive.
- Started at outside linebacker and led the team with a postseason career-high 10 tackles, including a team-high and a postseason career-high 2 sacks and 4 quarterback pressures vs. Baltimore in the Wild Card Round (1/10). His 2 sacks tied the franchise postseason record, as he became the fourth player in team history to achieve the feat. Sacked QB Lamar Jackson during the Ravens final drive of the first half and dropped Jackson for a 2-yard loss on a third-and-3 rush up the middle in the third quarter. Sacked Jackson for no gain in the final quarter.

2019 (16/16, 3/3 - TENNESSEE)

- Started all 16 regular season and all three playoff games. Led the team with 9 sacks. Recorded a career-high 81 tackles, an interception, 1 pass defensed, 14 quarterback hits and a forced fumble. Started all three postseason contests and recorded 8 tackles, a sack, a team-best 8 quarterback pressures and a pass defensed.
- Recovered a fumble by QB Jacoby Brissett vs. Indianapolis (9/15) at the Indianapolis 45 yard line in the third quarter. Led to a 49-yard field goal by K Cairo Santos.
- Tallied 5 tackles, including a sack, a forced fumble and a fumble recovery vs. Tampa Bay (10/27). Came off the edge and sacked QB Jameis Winston while forcing a fumble that he recovered at the Buccaneers' 36-yard line in the final quarter.
- Produced 7 tackles, a sack, an interception, 2 quarterback pressures and a tackle for loss at Carolina (11/3). Collected his first career interception by picking off a QB Kyle Allen pass that was initially tipped by S Kenny Vaccaro on third-and-9 in the opening quarter. Dropped Allen for an 8-yard sack early in the second quarter.
- Recorded 7 tackles, a sack and a team-best 4 quarterback pressures at Indianapolis (12/1). Dropped QB Jacoby Bris-

sett for a 2-yard sack early in the third quarter.

- Made his postseason debut in the Wild Card Round at New England (1/4) and posted a tackle, a pass defensed and a team-high 3 quarterback pressures. Halted a Patriots' drive by stuffing LB Elandon Roberts for no gain on a third-and-1 rush in the second quarter. Broke up a pass intended for WR Mohamed Sanu Jr. late in the third quarter.

2018 (15/3 - TENNESSEE)

- Played in 15 games with three starts at outside linebacker as a rookie. Recorded 46 tackles, two passes defensed and a forced fumble. Tied for third on the team in sacks (4½) and second on the team in pressures (18).
- Inactive for the season opener at Miami (9/8).
- Made his NFL debut vs. Houston (9/16) as a reserve outside linebacker, recording one tackle and two quarterback pressures.
- Registered first career sack vs. Philadelphia (9/30), dropping QB Carson Wentz for a 9-yard loss and forcing a fumble.
- Made first career start at outside linebacker at the New York Giants (12/16), posting 2 tackles and a team-best 9 quarterback pressures in the Titans' first shutout win since 2000.
- Dropped QB Josh Johnson for a 10-yard sack in the fourth quarter vs. Washington (12/22).
- Brought down QB Andrew Luck for a 7-yard loss in the fourth quarter vs. Indianapolis (12/30) on a crucial third-and-6 situation, which halted the Commanders' drive. He finished the game with a team-leading 13 tackles.
- Had his third 10-tackle game of the 2023 season and the 13th of his career vs. the N.Y. Jets (1/7).

COLLEGE

- Played in 46 career games at Boston College (2014-17), recording 160 tackles, 26 sacks, 10 forced fumbles, 1 fumble recovery and 1 interception. His sack total ranks second in school history behind Mathias Kiwanuka's 37½
- Tied a career high with 3 sacks at Virginia Tech (10/21) as a senior in 2017, his third time recording 3 sacks in a game in his collegiate career. Led to 2017 All-ACC third team honors.
- Set the Boston College single-season record with 16½ sacks as a junior in 2016, which led the nation and earned him AP and All-ACC First Team honors.
- Appeared in all 12 games (11 starts) as a sophomore on a defense that ranked No. 1 nationally in total defense (254.3 yards per game).

PERSONAL

- At Pine Forest High School in Fayetteville, N.C. earned Semper Fi All-America, Associated Press All-State and first-team All-Conference Honors as a senior in 2013.
- Finished his 2013 senior campaign with 96 tackles, 15 tackles for loss and 17 sacks.
- Landry and his wife, Danielle, have two sons, Greyson and Ollie, and a daughter, Margo.

HAROLD LANDRY III STATISTICS

POS: LB HT: 6-2 WT: 252 LBS YEAR: 9TH ACQ: FA-25 COLLEGE: BOSTON COLLEGE BORN: 6/5/96

REGULAR SEASON DEFENSIVE STATISTICS

			TACKLES					INTERCEPTIONS					MISCELLANEOUS					
Year	Team	G/S	TT	UT	A	S	YDS	NO	YDS	AVG	LG	TD	PD	FF	FR	YDS	TD	SPT
2018	Titans	15/3	40	22	18	4.5	34.0	0	0	0.0	0	0	2	1	0	0	0	4
2019	Titans	16/16	68	43	25	9.0	53.0	1	0	0.0	0	0	1	1	2	0	0	0
2020	Titans	16/16	69	46	23	5.5	45.5	1	0	0.0	0	0	5	0	0	0	0	0
2021	Titans	17/17	75	51	24	12.0	80.0	0	0	0.0	0	0	0	1	0	0	0	0
2022	Titans	Injured Reserve																
2023	Titans	17/10	70	45	25	10.5	72.5	0	0	0.0	0	0	0	0	0	0	0	0
2024	Titans	17/17	71	42	29	9.0	48.0	0	0	0.0	0	0	4	0	0	0	0	0
2025	Patriots	15/14	49	27	22	8.5	50.0	0	0	0.0	0	0	0	1	0	0	0	0
Totals – 8 Years		**113/93**	**442**	**276**	**166**	**59.0**	**383.0**	**2**	**0**	**0.0**	**0**	**0**	**12**	**4**	**2**	**0**	**0**	**4**

POSTSEASON DEFENSIVE STATISTICS

			TACKLES					INTERCEPTIONS					MISCELLANEOUS					
Year	Team	G/S	TT	UT	A	S	YDS	NO	YDS	AVG	LG	TD	PD	FF	FR	YDS	TD	SPT
2019	Titans	3/3	7	5	2	1.0	1.0	0	0	0.0	0	0	1	0	0	0	0	0
2020	Titans	1/1	10	8	2	2.0	0.0	0	0	0.0	0	0	0	0	0	0	0	0
2021	Titans	1/1	6	3	3	1.5	11.5	0	0	0.0	0	0	0	0	0	0	0	0
2025	Patriots	3/1	5	4	1	0.0	0.0	0	0	0.0	0	0	0	0	0	0	0	0
Totals – 4 Years		**8/6**	**28**	**20**	**8**	**4.5**	**12.5**	**0**	**0**	**0.0**	**0**	**0**	**1**	**0**	**0**	**0**	**0**	**0**

CAMERON **LATU**

81 | TIGHT END

HT: 6-5 | **WT:** 255 | **Born:** 2/24/2000 | **Exp. (NFL/Patriots):** 3/1
GP/GS (Playoffs): 15/0 (2/0) | **Acq:** CW (Phi.)-26
College: Alabama | **Hometown:** Salt Lake City, Utah

PRONOUNCED LAH-too

CAREER TRANSACTIONS

Cameron Latu was claimed from Philadelphia and awarded to the New England Patriots on August 31, 2026 ... Originally drafted by San Francisco in the third round (101st overall) of the 2023 NFL Draft ... Waived by San Francisco (8/27/24) ... Signed by Cleveland to the practice squad (8/29/24) ... Released by Cleveland from the practice squad (12/17/24) ... Signed by Cleveland to the practice squad (12/31/24) ... Signed by Philadelphia to a futures contract (1/21/25) ... Waived by Philadelphia (8/26/25) ... Signed by Philadelphia to the practice squad (8/27/25) ... Elevated by Philadelphia to the active roster from the practice squad (9/13/25) ... Reverted back to the Philadelphia practice squad (9/15/25) ... Elevated by Philadelphia to the active roster from the practice squad (9/20/25) ... Reverted back to the Philadelphia practice squad (9/22/25) ... Signed by Philadelphia to the 53-man roster from the practice squad (9/24/25) ... Waived by Philadelphia (8/30/26).

SEASONAL REVIEWS

2026 (1/0)

- Made his debut as a Patriot at Seattle (9/9), contributing on special teams.

2025 (15/2, 1/0 - PHILADELPHIA)

- Began the season on the practice squad before being elevated to the team's active roster for their Week 2 game at Kansas City (9/21).
- Elevated for the first two games before being signed to the 53-man roster.
- Played in 15 games with the majority of his snaps coming on special teams with some action as a reserve tight end.
- Blocked a punt in the first quarter of their Week 4 win at Tampa Bay (9/28).
- Made his first career start in Week 10 at Green Bay (11/10) and later started a second game in Week 15 vs. Las Vegas (12/14).

UPDATED STATISTICS

Click or scan on the QR Code to access updated statistical information.

2024 (0/0, 0/0 - CLEVELAND)

- Spent training camp and the preseason with San Francisco before being waived and spent the majority of the season on Cleveland's practice squad.

2023 (0/0, 0/0 - SAN FRANCISCO)

- Tore his meniscus in the third preseason game vs. the L.A. Chargers (8/25) and was placed on injured reserve for the season.

COLLEGE

- Played five seasons at Alabama from 2018-22 including redshirting his freshman year.
- After recovering from a camp injury, started the final 11 games of his senior season, recording 30 receptions for 377 yards and four touchdowns, while being named to watch lists for the Mackey Award and the Polynesian Player of the Year.
- After becoming a starter his junior year, set an Alabama school-record with eight touchdown receptions by a tight end with eight, breaking the previous record held by Irv Smith Jr. with seven.
- Spent most snaps on special teams his freshman and sophomore seasons.

PERSONAL

- Attended Olympus High School in Utah where he and his played rugby and were the top two scorers on the team.
- Originally was recruited to Alabama as a defensive end but switched to tight end after discussions with head coach Nick Saban and then offensive coordinator Steve Sarkisian.

CAMERON LATU **STATISTICS**

POS: TE HT: 6-5 WT: 244 LBS YEAR: 3RD ACQ: CW (PHI.)-26 COLLEGE: ALABAMA BORN: 2/24/2000

REGULAR SEASON OFFENSIVE STATISTICS

					RUSHING					RECEIVING		
Year	*Team*	*G/S*	*NO*	*YDS*	*AVG*	*LG*	*TD*	*REC*	*YDS*	*AVG*	*LG*	*TD*
2023	SF	0/0	0	0	0.0	0	0	0	0	0.0	0	0
2024	Cle					Practice Squad						
2025	Phi	15/2	0	0	0.0	0	0	0	0	0.0	0	0
Totals -	**3 Years**	**15/2**	**0**	**0**	**0.0**	**0**	**0**	**0**	**0**	**0.0**	**0**	**0**

Additional Statistics - 11 career special teams tackles, all coming in the 2025 season.

POSTSEASON OFFENSIVE STATISTICS

					RUSHING					RECEIVING		
Year	*Team*	*G/S*	*NO*	*YDS*	*AVG*	*LG*	*TD*	*REC*	*YDS*	*AVG*	*LG*	*TD*
2025	Phi	1/0	0	0	0.0	0	0	0	0	0.0	0	0
Totals -	**1 Year**	**1/0**	**0**	**0**	**0.0**	**0**	**0**	**0**	**0**	**0.0**	**0**	**0**

CALEB **LOMU**

74 | TACKLE

HT: 6-6 | **WT:** 313 | **Born:** 12/23/2004 | **Exp. (NFL/Patriots):** Rookie
GP/GS (Playoffs): 1/0 (0/0) | **Acq:** D1-26 (28th)
College: Utah | **Hometown:** Gilbert, Ariz.

PRONOUNCED LOW-moo

CAREER TRANSACTIONS

Caleb Lomu was drafted by the New England Patriots in the first round (28th overall) of the 2026 NFL Draft.

SEASONAL REVIEWS

2026 (1/0)

- Serves as a reserve offensive lineman and sees action on the extra point and field goal units.
- Made his debut as a Patriot at Seattle (9/9).

COLLEGE

- Played in 27 games with 24 starts at left tackle.
- His collegiate honors include: 2025 Big 12 All-Conference First Team, 2024 Midseason Freshman All-American, 2024 CSC Academic All-District, 2024 Academic All-Big 12 Team.

UPDATED STATISTICS

Click or scan on the QR Code to access updated statistical information.

PERSONAL

- Listed as a four-star recruit by 247Sports, who ranked him as the No. 21 tackle in the country and No. 3 player in Arizona.
- Participated in the All-American Bowl and Polynesian Bowl.
- Earned BJ Media and Randall McDaniel Offensive Lineman of the Year after helping Highland High School (Ariz.) to its second straight state title.
- Named Arizona 6A Northeast Valley All-Region First Team.

DRAKE MAYE

10 | QUARTERBACK

HT: 6-4 | **WT:** 225 | **Born:** 8/30/2002 | **Exp. (NFL/Patriots):** 3/3
GP/GS (Playoffs): 31/30 (4/4) | **Acq:** D1-24 (3rd)
College: North Carolina | **Hometown:** Huntersville, N.C.
PRO BOWL: 24, 25

CAREER TRANSACTIONS

Drake Maye was drafted by the New England Patriots in the first round (3rd overall) of the 2024 NFL Draft.

SEASONAL REVIEWS

2026 (1/1)

- Named a team captain for the second consecutive year and second time overall in his career.
- Completed 23-of-33 passes (69.7%) for 178 yards and 1 touchdown at Seattle (9/9). Added 7 rushing attempts for 47 yards.

2025 (17/17, 4/4)

- Started all 17 games for the Patriots at quarterback, completing 354-of-492 passes (72.0%) for 4,394 yards and 31 touchdowns (all career highs) and 8 interceptions. He also added in 103 carries for 450 yards (4.4 avg.) and 4 touchdowns, along with 1 reception for 2 yards off his own deflected pass.
- Led the league in passer rating (113.5), completion percentage (72.0) and yards per attempt (8.93.)
- He was named to the Pro Bowl, Associated Press All-Pro Second Team, PFWA All-AFC Team, was awarded AFC Offensive Player of the Week for Week 13 and was given the PFWA's Most Improved Player award and the Bert Bell award.
- Finished second in MVP voting to L.A. Rams QB Matthew Stafford.
- Named a team captain for the first time in his career.
- Set a career high in pass attempts (46) vs. Las Vegas (9/7). His previous career high in attempts was 41, set vs. Houston (10/13/24) and tied at Tennessee (11/3/24). Also caught his own deflected pass for a two-yard gain in the fourth quarter. It was the first reception of his career and the first time a Patriots quarterback has caught their own pass since Bailey Zappe at Cleveland on Oct. 16, 2022.
- Engineered the first game-winning drive of his career at Buffalo (10/5), completing an athletic 12-yard pass to WR Stefon Diggs while falling to his right with DT DaQuan Jones taking him to the ground on the first play of the drive. He would follow that up with a 19-yard pass to WR Kayshon Boutte to take the team to the Buffalo 39-yard line and get the team in range for the game-winning field goal.
- Set a team record for highest completion percentage with a 91.3 pass completion at Tennessee (10/19), going 21-of-23 for 222 yards with 2 touchdowns. It is also tied for the eighth best in NFL history.

UPDATED STATISTICS

Click or scan on the QR Code to access updated statistical information.

HONORS AND AWARDS

2026: Team Captain
2025: Team Captain
AFC Offensive Player of the Week (Wk. 13)
Pro Bowl
AP All-Pro Second Team
PFWA All-AFC Team
PFWA Most Improved Player
Bert Bell Award
2024: Pro Bowl

SINGLE-GAME CAREER HIGHS

REGULAR SEASON:

Completions:	31	at Baltimore (12/21/25)
Attempts:	46	vs. Las Vegas (9/7/25)
Completion %:	91.3	at Tennessee (10/19/25)
Passing Yards:	380	at Baltimore (12/21/25)
Passing TDs:	5	at N.Y. Jets (12/28/25)
Passer Rating:	157.0	at N.Y. Jets (12/28/25)
Long:	72t	at Tampa Bay (11/9/25)

- Completed a career-long 72-yard touchdown pass to WR Kyle Williams in the first quarter at Tampa Bay (11/9). His previous best was a 58-yard pass to WR DeMario Douglas in the second quarter vs. Atlanta (11/2). His longest touchdown pass prior to the one to Williams was a 53-yard touchdown pass to Douglas at New Orleans (10/12). He completed a 50-yard pass in back-to-back weeks with his 72-yard touchdown pass to Williams and a 58-yard pass to Douglas vs. Atlanta (11/2). He also threw a 54-yard pass to WR Mack Hollins in the fourth quarter against the Buccaneers.
- Named AFC Offensive Player of the Week after he completed 24-of-31 passes (77.4%) for 282 yards and 2 touchdowns for a passer rating of 126 vs. the N.Y. Giants (12/1). It was his ninth game with at least 2 touchdown passes in 2025. He also had his 10th game with 200-or-more pass-

MAJOR MILESTONES I

QB Drake Maye climbed the ranks of NFL history with many achievements in 2025. Below are some of the things he accomplished in his sophomore season:

MOST CONSECUTIVE GAMES WITH 75+ COMP. PCT. AND 2+ TDS IN A SINGLE SEASON

Rank	Player	Season	Streak
1.	Tom Brady	2007	4 Games
T-2	**Drake Maye**	**2025**	**3 Games**
T-2	Nine Others	N/A	3 Games

HIGHEST SINGLE-SEASON COMPLETION PCT. IN NFL HISTORY

Player	Season	Comp. Pct.
Drew Brees	2007	74.4%
Drew Brees	2019	74.3%
Tua Tagovailoa	2024	72.9%
Jared Goff	2024	72.4%
Drew Brees	2017	72.0%
Drake Maye	**2025**	**72.0%**

QBS WITH 70% COMP., 4,000 PASSING YARDS AND 30 TDS IN A SEASON

Player	Team	Season(s)
Drew Brees	NO	2009, 2011, 2016
Joe Burrow	CIN	2021, 2024
Drake Maye	**NE**	**2025**
Jared Goff	DET	2024
Baker Mayfield	TB	2024
Aaron Rodgers	GB	2020
Deshaun Watson	HOU	2020
Kirk Cousins	MIN	2018

MOST PASSING YARDS IN A SEASON IN PATRIOTS HISTORY

Player	Year	Passing Yards
Tom Brady	2011	5,235
Tom Brady	2012	4,827
Tom Brady	2007	4,806
Tom Brady	2015	4,770
Tom Brady	2017	4,577
Drew Bledsoe	1994	4,555
Tom Brady	2009	4,398
Drake Maye	**2025**	**4,394**

MOST TOUCHDOWN PASSES IN A SEASON IN PATRIOTS HISTORY

Player	Year	Passing Yards
Tom Brady	2007	50
Tom Brady	2011	39
Tom Brady	2015	36
Tom Brady	2010	36
Tom Brady	2012	34
Tom Brady	2014	33
Tom Brady	2017	32
Drake Maye	**2025**	**31**
Babe Parilli	1964	31

ing yards and a passer rating of 100-or-more of the season to join Patrick Mahomes (13 games in 2018) and Matthew Stafford (10 games in 2011) for the most such games for a player under the age of 24 in a season.

- Scored on an 8-yard run and a 7-yard run in the first quarter vs. Buffalo (12/14) for his first career game with 2 rushing touchdowns.
- Completed a career-high 31 passes for a career-high 380 yards at Baltimore (12/21), while also throwing 2 touchdown passes. It was his first career 300-yard game and the first 300-yard game by a Patriot since QB Mac Jones had Jones had 316 yards passing vs. Philadelphia on Sept. 10, 2023. His previous best for completions was 30 vs. Las Vegas (9/7) and vs. the L.A. Rams (11/17/24), and his previous best for passing yards was 294 yards at Cincinnati on Nov. 23.
- Set multiple records at the N.Y. Jets (12/28), completing 19-of-21 passes (90.5%) for 256 yards and 5 touchdowns. With his performance, he became the first player in NFL history to record at least 250 passing yards and 5 passing touchdowns on at least 90% completion percentage, and the first player to have multiple games in a season with at least 200 passing yards and 2 passing touchdowns on at least 90% completion percentage. He set a team record for most touchdown receivers in a game with five - TE Hunter Henry, RB Rhamondre Stevenson, WR Efton Chism III, WR Stefon Diggs and TE Austin Hooper. His 5 touchdown passes set a new career high, passing his previous career high of 3, and were the most by a Patriot since Tom Brady vs. Houston on Sept. 24, 2017.

2025 HIGHLIGHTS

Maye's 2025 season was historic in many facets. Below are his biggest highlights from a season that ended in a trip to the Super Bowl:

SINGLE GAME ACCOMPLISHMENTS:

- Set the team record for completion percentage (min. 20 att.): 91.3% at Tennessee (10/19), which is also tied for the eighth-highest in NFL history.
- Tied the team record for consecutive games with a 100-plus passer rating with eight, which tied the third-longest streak in NFL history.
- Tied for the second-longest streak of games with at least a 75% completion percentage and 2-plus touchdowns at three.

SINGLE SEASON ACCOMPLISHMENTS:

- Set the team record for completion percentage at 72.0%, good for sixth-highest in league history.
- Broke the team record for most games with a 100+-plus passer rating with 13, tied for the second-most in NFL history.
- Became the eighth QB in NFL history with a 70% completion percentage, 4,000 passing yards and 30 touchdowns.
- Finished with a 113.5 passer rating, the second-highest by a Patriots QB.
- Recorded the eighth-most passing yards and passing touchdowns in team history.
- Became the fourth QB in NFL history to start his career with back-to-back Pro Bowl selections.

MAJOR MILESTONES II

Below are more of Maye's accomplishments from his sophomore season:

MOST CONSECUTIVE GAMES WITH A 100-PLUS PASSER RATING (MIN. 15 PASS ATT.)

Rank	Player	Season	Streak
1.	Aaron Rodgers	2011	10 Games
2.	Peyton Manning	2004	9 Games
T-3	**Drake Maye**	**2025**	**8 Games**
T-3	Four Others	N/A	8 Games

HIGHEST COMPLETION PERCENTAGE IN A GAME IN PATRIOTS HISTORY (MIN. 20 ATT.)

Player	Game	Comp. Pct.
Drake Maye	**10/19/25 at TEN**	**.913**
Drake Maye	**12/28/25 at NYJ**	**.905**
Tom Brady	12/27/09 vs. JAX	.885
Tom Brady	10/26/14 vs. CHI	.857
Tom Brady	10/18/09 vs. TEN	.853

HIGHEST COMPLETION PERCENTAGE IN A GAME IN NFL HISTORY (MIN. 20 ATT.)

Rk.	Player	Game	Comp. Pct.
1	Drew Brees	12/16/19 vs. IND	.967
2	Philip Rivers	11/25/18 vs. ARI	.966
3	Marcus Mariota	11/26/18 at HOU	.957
4	Brock Purdy	10/1/23 vs. ARI	.952
5	Gardner Minshew II	9/20/09 at JAX	.950
6	Kurt Warner	9/20/09 at JAX	.923
7	Kyler Murray	11/10/24 vs. NYJ	.917
T-8	**Drake Maye**	**10/19/25 at TEN**	**.913**
T-8	Jayden Daniels	9/23/24 at CIN	.913
T-8	Vinny Testaverde	12/26/93 at LAR	.913

- Made his postseason debut in the Wild Card Round vs. the L.A. Chargers (1/11/26), completing 17-of-29 (58.6%) passes for 268 yards, 1 touchdown and 1 interception. He also ran 10 times for 66 yards (6.6 avg.), a Patriots single-game playoff record for quarterbacks, passing the previous mark set by QB Steve Grogan, who had 35 yards rushing at Oakland on Dec. 18, 1976. He also had a 37-yard run at the end of the second quarter, setting the new franchise record for longest postseason run by a quarterback, eclipsing QB Mac Jones' 16-yard rush at Buffalo on Jan. 15, 2022.
- Became the third quarterback in league history to reach a Super Bowl before the age of 24 with the win in the AFC Championship at Denver (1/25/26), joining Ben Roethlisberger (2005) and Dan Marino (1984). He also became the fourth quarterback since 2000 to win each of their first three career postseason games, along with Tom Brady (won first 10 starts), Joe Burrow (three) and Jake Delhomme (three). On his path to Super Bowl LX, he faced three teams ranked in the top five in total defense, the Chargers (No. 5 defense), the Texans (No. 1 defense), and the Broncos (No. 2 defense), becoming the first quarterback in NFL history to do so.
- Set a Super Bowl record for passing yards in a quarter in Super Bowl LX vs. Seattle (2/8/26) by passing for 235 yards in the fourth quarter. He finished the game having completed 27-of-43 passes (62.8%) for 295 yards and 2 touchdowns with 2 interceptions, adding in 5 carries for 37 yards (7.4 avg.).

2024 (13/12)

- Played in 13 games with 12 starts after he became the

ROOKIE PRO BOWLER

Maye is the sixth Patriots player to be selected to the Pro Bowl as a rookie, joining Mike Haynes (1976), John Stephens (1988), Curtis Martin (1995), Devin McCourty (2010) and Mac Jones (2021).

MAYE-KING HISTORY

Since 1950, Drake Maye and Dan Marino are the only quarterbacks with at least 500 passing yards and at least 5 touchdown passes in their first two starts. Maye threw for 243 yards and 3 touchdowns in his first career start vs. Houston (10/13) and 276 yards and 2 touchdowns last week at Jacksonville (10/20).

41-YARD QB RUN

QB Drake Maye had a 41-yard run in the first quarter vs. Indianapolis (12/1/24). The run is tied for the third-longest run by a Patriots quarterback, and it is the fifth time a Patriots quarterback had a 40-yard run in a game. It is the longest run by a Patriots quarterback since QB Cam Newton had a 49-yard run vs. the New York Jets on Jan. 3, 2021.

LONGEST RUNS BY A PATRIOTS QUARTERBACK

Player	Game	Yards
Cam Newton	vs. N.Y. Jets (Jan. 3, 2021)	49 yards
Tom Yewic	at Denver (Sept. 29, 1963)	46 yards
Drake Maye	**vs. Indianapolis (Dec. 1, 2024)**	**41 yards**
Steve Grogan	vs. N.Y. Jets (Oct. 18, 1976)	41-yard TD run
Steve Grogan	vs. Seattle (Oct. 9, 1977)	41 yards
Cam Newton	vs. Denver (Oct. 18, 2020)	38 yards

MAYE CLIMBS THE RANKS

Maye finished the season with 54 rushing attempts for 421 yards for a 7.8-yard average, the sixth-highest in a season by a quarterback with at least 50 rushing attempts.

HIGHEST RUSHING AVERAGE IN A SEASON BY A QB (MIN. 50 RUSHING ATTEMPTS).

Year	QB	Rushing Att.	Yds.	Avg.
2006	Mike Vick	123	1,039	8.45
1986	Randall Cunningham	66	540	8.18
1983	Mike Pagel	54	441	8.17
1969	Bobby Douglass	51	408	8.00
1986	Randall Cunningham	118	942	7.98
2024	**Drake Maye**	**54**	**421**	**7.80**

MAYE FINISHES WITH 95 YDS RUSHING

Maye finished the game at Tennessee (11/3/24) with 95 yards rushing. It is the fourth time in team history a New England quarterback reached at least 90 yards rushing in a game and the first time since Steve Grogan had 103 yards rushing vs. the New York Jets on Oct. 18, 1976. Maye's 95 yards are the third-most in team history. Maye had 8 rushing attempts for 95 yards for a 11.9-yard average.

MOST RUSH YARDS BY PATRIOTS QB

Player	Date	Opponent	Yards
Steve Grogan	10/18/76	vs. N.Y. Jets	103
Babe Parilli	11/06/64	vs. Houston	96
Drake Maye	**11/3/24**	**at Tennessee**	**95**
Tom Yewcic	11/30/62	vs. N.Y. Titans	90
Steve Grogan	11/20/77	at Buffalo	81
Cam Newton	01/03/21	vs. N.Y. Jets	79
Cam Newton	10/18/20	vs. Denver	76
Steve Grogan	09/19/76	vs. Miami	76
Cam Newton	09/13/20	vs. Miami	75
Babe Parilli	9/11/65	at Buffalo	71

starting quarterback in Week 6 vs. Houston (10/13). He served as the backup to QB Jacoby Brissett for the first five weeks of the season. Finished the year having completed 225-of-338 passes (66.6 percent) for 2,276 yards, 15 touchdowns and 10 interceptions. Added 54 rushing attempts for 421 yards and a 7.8-yard rushing average, the sixth-highest in a season by a quarterback with at least 50 rushing attempts.

- Named to the 2024 Pro Bowl.
- Saw first NFL action at the New York Jets (9/19), entering the game with 4:24 remaining in the fourth quarter.
- Made his first NFL start vs. Houston (10/13), finishing 20-of-33 for 243 yards and 3 touchdowns. Completed his first touchdown on a 40-yard pass to WR Kayshon Boutte in the second quarter, the longest pass for the Patriots since a 48-yard pass play from QB Bailey Zappe to RB Kevin Harris at Buffalo on Dec. 31, 2023, and the longest touchdown pass for New England since QB Mac Jones completed a 58-yard touchdown pass to TE Pharaoh Brown at the New York Jets on Sept. 24, 2023. The 40-yard touchdown pass on his first-career touchdown pass is the longest for a rookie Patriots quarterback on his first career touchdown pass since QB Drew Bledsoe's first career touchdown pass resulted in a 54-yard touchdown to TE Ben Coates on Sept. 5, 1993 vs. Buffalo. Became the fourth Patriots rookie quarterback to throw at least 3 touchdown passes in a single game, joining Drew Bledsoe, Jim Plunkett and Mac Jones. Became the 14th rookie quarterback in NFL history to throw for at least 3 touchdowns in his first-career start, joining M.C. Reynolds (3), Jacky Lee (3), Dan Marino (3), Kevin Sweeney (3), Ed Rubbert (3), Todd Marinovich (3), Tony Banks (3), John Stofa (4), Josh Freeman (3), Matt McGloin (3), Marcus Mariota (4), Trevor Lawrence (3) and Will Levis (4). Threw 3 touchdowns and led the team in rushing with 38 yards, becoming the first quarterback to lead his team in rushing and throw for at least 3 touchdown passes

VIDEO FEATURE

Click or scan on the QR Code to learn more about Drake's journey from being a homegrown North Carolina kid and the youngest of four elite athletes to being the third overall pick in the 2024 NFL Draft.

TOP OF THE ORDER

The Patriots used the third pick in the 2024 draft for the first time in team history and used the pick to select QB Drake Maye from North Carolina. It marked the fifth time since 1970 that the team drafted a quarterback in the first round - Jim Plunkett from Stanford (1st overall in 1971), Tony Eason from Illinois (15th overall in 1983), Drew Bledsoe from Washington State (1st overall in 1993), Mac Jones from Alabama (15th overall in 2021) and Drake Maye from North Carolina (3rd overall). Maye is the first Patriots drafted in the top 10 since 2008 when the team selected current head coach and former LB Jerod Mayo with the 10th pick overall out of Tennessee.

THE MAYE WAY

Maye, the youngest of four boys, hails from a family of athletes. His father, Mark, also played quarterback at the University of North Carolina from 1983-1988. His brother, Luke, played basketball at North Carolina (2015-19), winning a national title in 2017 with the Tar Heels. Luke now plays overseas in Japan. His brother, Cole, won a baseball national championship in 2017 with the University of Florida as a pitcher. His brother, Beau, also played basketball at the University of North Carolina. Despite the rich tradition of family athleticism, Drake Maye, measuring at 6'4, is the shortest of the four brothers (Luke at 6'8; Cole at 6'7; Beau at 6'8).

in his first-career start since at least 1950.

- Had 2 touchdowns against Jacksonville (10/20) in London to give him 5 touchdowns in his first two starts, the most passing touchdowns through two-career starts by a Patriots player. Jimmy Garoppolo (2016), Tom Ramsey (1987), and Tom Yewcic (1962) each had 4.
- Scored his first rushing touchdown with a 17-yard scoring run in the first quarter in the win vs. the New York Jets (10/27), the longest touchdown run by a Patriots QB since Bailey Zappe scored on a 17-yard touchdown run at Buffalo on Dec. 31, 2023. Finished the game with 3 rushing attempts for 46 yards with long runs of 17 yards and 18 yards before leaving the game in the second quarter due to injury.
- Had 95 yards rushing on 8 attempts at Tennessee (11/3), the third time in team history that a Patriots quarterback reached at least 90 yards rushing in a game and the third-most rushing yards by a Patriots QB in team history. Had a 26-yard run in the first quarter, the longest run by a Patriots QB since Cam Newton's 49-yard run vs. the New York Jets on Jan. 3, 2021, and added a 22-yard run in the third quarter. Maye is the only Patriots QB with two 20-yard runs in a single game since 1980. On third-and-5 with four seconds remaining in the fourth quarter, extended the play by 11.82 seconds, the second-longest time to throw on any touchdown pass since tracking began in 2016, to connect with RB Rhamondre Stevenson for a 5-yard touchdown pass to force overtime.
- Set career-highs in completions and passing yards vs. the L.A. Rams (11/17), finishing 29-of-39 for 282 yards and 2 touchdowns.
- Recorded his 10th touchdown to a different receiver on a 38-yard touchdown pass to TE Austin Hooper in the fourth quarter at Miami (11/24), tying former Denver Broncos QB Steve Ramsey (1971-73) for the most consecutive touchdown to a different receiver to start a career.
- Was 24-of-30 for 238 yards for an 80.0 completion percentage and added 59 rushing yards vs. Indianapolis (12/1) en route to the team's most yards on offense (422) since it had 409 total yards on offense at Minnesota on Nov. 24, 2022. Had a 41-yard run in the first quarter, which is tied for the third-longest run by a Patriots quarterback. It is the fifth time a Patriots quarterback had a 40-yard run in a game, and it is the longest run by a Patriots quarterback since QB Cam Newton had a 49-yard run vs. the New York Jets on Jan. 3, 2021. Converted the third 2-point conversion of the season when he connected with WR Kayshon Boutte in the fourth quarter after an 11-yard touchdown run by RB Antonio Gibson.
- Had his second-straight game completing 80% of his passes after finishing 19-of-23 for 202 yards for a career-high 82.6 completion percentage at Arizona (12/15). The only other Patriots quarterback to ever have back-to-back games with an 80 percent completion percentage was QB Mac Jones in 2021 (11/14) at Cleveland with an 82.6 completion percentage and at Atlanta (11/18) with an 84.6 completion percentage.
- Threw a 36-yard touchdown to WR DeMario Douglas in the second quarter vs. the L.A. Chargers (12/28), extending his streak of throwing a touchdown pass to eight-straight games. Tied Jim Plunkett (1971) for the longest such streak by a rookie in franchise history. The NFL rookie record is 13-straight games with a touchdown pass by Peyton Manning in 1998 and Baker Mayfield in 2018 with Cleveland. Maye's streak is the longest for a rookie in the NFL since Justin Herbert had a 10-game streak in 2020. Has been responsible for 17 touchdowns (15 passing, 2 rushing) in his first 12 career games. The only Patriots player with more touchdowns in their first 12 games with the team was Butch Songin (21 in 1960), while Randy Moss (17 in 2007) and Jim Plunkett (17 in 1971) also had 17. The 36-yard touchdown pass to WR DeMario Douglas was his fourth touchdown pass of at least 30 yards and his second 30-yarder to Douglas. Maye's four touchdown passes of least 30 yards are the most by the team since Mac Jones had five such passes in 2022.
- Started the game vs. Buffalo (1/5/25), but left after the first series and was replaced by QB Joe Milton III.

COLLEGE

- Started 12 games for UNC in 2023, completing 269 of his 425 passes (63.3%) for 3,608 yards and 24 touchdowns with nine interceptions. Rushed 112 times for 449 yards and nine touchdowns.
- In 2022, became just the sixth QB since 2010 to post 4,000 pass yards, 35 pass TDs, 650 rush yards and seven rush TDs in a season, joining Kyler Murray (2018), DeShaun Watson (2015, '16), Marcus Mariota (2014), Johnny Manziel (2013) and Robert Griffin III (2011).
- Started all 14 games at quarterback in 2022, completing 342-of-517 passes (66.2%) for 4,321 yards and 38 TDs, while rushing for 698 yards and seven touchdowns. Became the fifth quarterback in ACC history with over 5,000 yards of total offense for a single season, finishing with 5,019 yards. Awarded ACC Player of the Year, ACC Offensive Player of the Year and First-Team All-ACC honors. Was a finalist for the Manning Award.

PERSONAL

- An early enrollee who was a four-star prospect listed as the nation's 57th-best player, the No. 6 pro-style quarterback and the No. 3 player in North Carolina in the 247Sports Composite.
- Tallied 6,713 yards and 86 TDs on 398-of-581 (68.5%) passing over his two prep seasons.
- Led Myers Park to a 12-1 record, a league title and a berth in the third round of the state playoffs.
- Son of Mark and Aimee Maye.
- Dad, Mark, played football at UNC from 1983-88.
- Mom, Aimee, attended UNC.
- Brother, Luke, was a Tar Heel basketball great from 2015-19.
- Brother, Cole, won an NCAA baseball title at Florida.
- Brother, Beau, was a member of the UNC basketball team.
- Married wife, Ann Michael, in 2025.

DRAKE MAYE **STATISTICS**

POS: QB HT: 6-4 WT: 225 LBS YEAR: 3RD ACQ: D1-24 (3RD) COLLEGE: NORTH CAROLINA BORN: 8/30/02

REGULAR SEASON PASSING STATISTICS

Year	*Team*	*G/S*	*Att*	*Cmp*	*Yds*	*Yds/Att*	*Pct*	*TD*	*TD %*	*Int*	*Int %*	*Lg*	*Sacks*	*Rating*
2024	Patriots	13/12	338	225	2,276	6.73	66.6	15	4.4	10	3.0	40t	34	88.1
2025	Patriots	17/17	492	354	4,394	8.93	72.0	31	6.3	8	1.6	72t	47	113.5
Totals – 2 Years		**30/29**	**830**	**579**	**6,670**	**8.04**	**69.8**	**46**	**5.5**	**18**	**2.2**	**72t**	**81**	**103.1**

REGULAR SEASON RUSHING/RECEIVING STATISTICS

			RUSHING					*RECEIVING*				
Year	*Team*	*G/S*	*NO*	*YDS*	*AVG*	*LG*	*TD*	*NO*	*YDS*	*AVG*	*LG*	*TD*
2024	Patriots	13/12	54	421	7.8	41	2	-	-	-	-	-
2025	Patriots	17/17	103	450	4.4	28	4	1	2	2.0	2	0
Totals – 2 Years		**30/29**	**157**	**871**	**5.5**	**41**	**6**	**1**	**2**	**2.0**	**2**	**0**

POSTSEASON PASSING STATISTICS

Year	*Team*	*G/S*	*Att*	*Cmp*	*Yds*	*Yds/Att*	*Pct*	*TD*	*TD %*	*Int*	*Int %*	*Lg*	*Sacks*	*Rating*
2025	Patriots	4/4	120	70	828	6.90	58.3	6	5.0	4	3.3	48	21	82.2
Totals – 1 Year		**4/4**	**120**	**70**	**828**	**6.90**	**58.3**	**6**	**5.0**	**4**	**3.3**	**48**	**21**	**82.2**

POSTSEASON RUSHING STATISTICS

			RUSHING					*RECEIVING*				
Year	*Team*	*G/S*	*NO*	*YDS*	*AVG*	*LG*	*TD*	*NO*	*YDS*	*AVG*	*LG*	*TD*
2025	Patriots	4/4	29	178	6.1	37	1	-	-	-	-	-
Totals – 1 Year		**4/4**	**29**	**178**	**6.1**	**37**	**1**	**-**	**-**	**-**	**-**	**-**

MAYE'S CAREER **GAME-BY-GAME**

				PASSING									RUSHING					
2024	**OPPONENT**	**P/S**	**ATT**	**CMP**	**YDS**	**PCT**	**TD**	**LG**	**INT**	**S**	**YDS**	**RATING**	**RUSH**	**YDS**	**LG**	**TD**	**W/L**	**SCORE**
9/8	at Cincinnati							Did Not Play									W	16-10
9/15	Seattle (OT)							Did Not Play									L	20-23
9/19	at N.Y. Jets	P	8	4	22	50.0	0	15	0	2	13	56.3	2	12	11	0	L	3-24
9/29	at San Francisco							Did Not Play									L	13-30
10/6	Miami							Did Not Play									L	10-15
10/13	Houston	S	33	20	243	60.6	3	40t	2	4	34	88.3	5	38	15	0	L	21-41
10/20	at Jacksonville*	S	37	26	276	70.3	2	33	0	2	19	109.7	3	18	15	0	L	16-32
10/27	N.Y. Jets	S	6	3	23	50.0	0	11	0	1	8	59.7	3	46	18	1	W	25-22
11/3	at Tennessee (OT)	S	41	29	206	70.7	1	21	2	4	21	69.8	8	95	26	0	L	17-20
11/10	at Chicago	S	25	15	184	60.0	1	28	1	1	0	79.4	4	24	19	0	W	19-3
11/17	L.A. Rams	S	29	39	282	74.4	2	28	1	3	25	100.6	3	27	16	0	L	22-28
11/24	at Miami	S	37	22	222	59.5	1	38t	1	4	39	74.4	5	26	9	0	L	15-34
12/1	Indianapolis	S	30	24	238	80.0	1	29	1	4	16	96.9	5	59	41	0	L	24-25
12/15	at Arizona	S	23	19	202	82.6	1	37	1	2	7	99.6	4	14	6	1	L	17-30
12/22	at Buffalo	S	36	22	261	61.1	2	32	1	2	8	90.2	6	30	13	0	W	21-24
12/28	L.A. Chargers	S	22	12	117	54.5	1	36t	0	4	30	84.8	6	32	12	0	L	7-40
1/5	Buffalo	S	1	0	0	0.0	0	-	0	1	9	39.6	0	0	-	-	W	23-16
*At Wembley Stadium in London, U.K.																		
2024 Totals		**13/12**	**338**	**225**	**2,276**	**66.6**	**15**	**40t**	**10**	**34**	**229**	**88.1**	**54**	**421**	**41**	**2**	**4/13**	

2025	**OPPONENT**	**P/S**	**ATT**	**CMP**	**YDS**	**PCT**	**TD**	**LG**	**INT**	**S**	**YDS**	**RATING**	**RUSH**	**YDS**	**LG**	**TD**	**W/L**	**SCORE**
9/7	Las Vegas	S	46	30	287	65.2	1	27	1	4	11	80.6	4	11	4	0	L	13-20
9/14	at Miami	S	23	19	230	82.6	2	55	0	3	19	137.3	10	31	13	1	W	33-27
9/21	Pittsburgh	S	37	28	268	75.7	2	23	1	5	19	102.1	7	45	15	0	L	14-12
9/28	Carolina	S	17	14	203	82.4	2	33	0	1	0	155.6	3	11	5t	1	W	42-13
10/5	at Buffalo	S	30	22	273	73.3	0	32	0	4	6	101.1	3	12	9	0	W	23-20
10/12	at New Orleans	S	26	18	261	69.2	3	53t	0	1	1	140.1	9	28	20	0	W	25-19
10/19	at Tennessee	S	23	21	222	91.3	2	39t	0	4	22	135.9	8	62	19	0	W	31-13
10/26	Cleveland	S	24	18	282	75.0	3	44	1	6	37	135.8	7	50	28	0	W	32-13
11/2	Atlanta	S	29	19	259	65.5	2	58	1	6	38	102.5	8	20	12	0	W	24-23
11/9	at Tampa Bay	S	31	16	270	51.6	2	72t	1	1	1	89.4	7	13	5	0	W	28-23
11/13	N.Y. Jets	S	34	25	281	73.5	1	26	0	1	10	107.6	4	2	4	0	W	27-14
11/23	at Cincinnati	S	35	22	294	62.9	1	37	1	1	9	87.1	5	22	12	0	W	26-20
12/1	N.Y. Giants	S	31	24	282	77.4	2	36	0	3	6	126.0	6	12	8	0	W	33-25
12/14	Buffalo	S	23	14	155	60.9	0	30	1	3	16	62.8	4	43	17	2	L	31-35
12/21	at Baltimore	S	44	31	380	70.5	2	37t	1	3	6	102.5	10	25	16	0	W	28-24
12/28	at N.Y. Jets	S	21	19	256	90.5	5	31	0	1	1	157.0	3	22	11	0	W	41-10
1/4	Miami	S	18	14	191	77.8	1	35	0	0	0	129.4	5	41	14	0	W	38-10
2025 Totals		**17/17**	**492**	**354**	**4,394**	**72.0**	**31**	**72t**	**8**	**47**	**202**	**113.5**	**103**	**450**	**28**	**4**	**14/3**	
1/11	LA Chargers	S	29	17	268	58.6	1	48	1	5	33	86.6	10	66	37	0	W	16-3
1/18	Houston	S	27	16	179	59.3	3	32t	1	15	36	100.7	4	10	8	0	W	28-16
1/25	at Denver	S	21	10	86	47.6	0	31	0	5	21	58.8	10	65	28	1	W	10-7
2/8	Seattle*	S	43	27	295	62.8	2	35t	2	6	43	79.1	5	37	16	0	L	13-29
2025 Postseason		**4/4**	**120**	**70**	**828**	**58.3**	**6**	**48**	**4**	**21**	**133**	**82.2**	**29**	**178**	**37**	**1**	**3/1**	

*At Levi's Stadium in Santa Clara, Calif., in Super Bowl LX.

MYLES **MONTGOMERY**

39 | RUNNING BACK

HT: 5-10 | **WT:** 205 | **Born:** 4/4/2003
Exp. (NFL/Patriots): Rookie | **Acq:** FA-26
College: UCF | **Hometown:** Neptune Beach, Fla.

CAREER TRANSACTIONS

Myles Montgomery was signed by the New England Patriots as a rookie free agent on May 8, 2026.

SEASONAL REVIEWS

2026 (0/0)

- Placed on injured reserve on August 13th.

COLLEGE

- Spent two seasons at UCF (2024-25) after three seasons at Cincinnati (2021-23).
- Played in 41 total games and finished with 274 carries for 1,546 yards (5.6 avg.) and 11 touchdowns, along with 26 receptions for 257 yards (9.9 avg.) and 1 touchdown.
- Served as a team captain in 2025 and started in 10 of 11 games, recording 705 rushing yards and 4 touchdowns on 143 attempts. He added 182 receiving yards on 17 catches.

UPDATED STATISTICS

Click or scan on the QR Code to access updated statistical information.

PERSONAL

- Rushed for more than 4,000 yards during prep career at Fletcher High School in Jacksonville, Fla.
- Named District 5 FACA 7A Player of the Year and a First-Team All-Gateway Conference player.

BEHREN MORTON

15 | QUARTERBACK

HT: 6-2 | **WT:** 218 | **Born:** 1/17/2002 | **Exp. (NFL/Patriots):** Rookie
GP/GS (Playoffs): 0/0 (0/0) | **Acq:** D7a-26 (234th)
College: Texas Tech | **Hometown:** Eastland, Texas

PRONOUNCED BARE-en

CAREER TRANSACTIONS

Behren Morton was drafted by the New England Patriots in the seventh round (234th overall) of the 2026 NFL Draft.

SEASONAL REVIEWS

2026 (0/0)

- Serves as the emergency third quarterback behind Drake Maye and Tommy DeVito.

COLLEGE

- Played in 42 games and completed 793-of-1,263 career passes (62.8%) for 8,986 yards and 71 touchdowns.
- Led Texas Tech to its first Big 12 Conference title in history and an appearance in the College Football Playoff in 2025.
- Moved into fourth all-time in Texas Tech history for career passing yards (8,989), career touchdown passes (71), career passing attempts (1,263), career touchdowns responsible for (78) and career total yards of offense (8,951) as a senior, trailing only the likes of Graham Harrell (2025-08), Kliff Kingsbury (1999-02) and Patrick Mahomes II (2014-16) in each of those categories.
- Became the first Red Raider in school history to throw for 2,500 yards in back-to-back seasons with 8 or fewer interceptions.
- Led the Red Raiders to 26 wins as a starting quarterback, the second-highest total for a Red Raider since 1995 behind only Graham Harrell (2006-08).

UPDATED STATISTICS

Click or scan on the QR Code to access updated statistical information.

PERSONAL

- Attended Eastland High School (Texas) and totaled over 8,800 passing yards over three seasons, along with 84 passing touchdowns. Added 1,200 rushing yards and 24 rushing touchdowns.
- Also played basketball and was a first team all-district 6-3A honoree as a junior.
- Son of James and Suni Morton and has two older sisters, McKayla and Maggie.
- Father, James, was a 2009 inductee into the West Texas A&M Hall of Champions for his time as a standout running back for the Buffs. He was later signed by the Tampa Bay Buccaneers for two seasons.
- Graduated from Texas Tech in May 2025.

BEHREN MORTON **STATISTICS**

POS: QB HT: 6-2 WT: 218 LBS YEAR: ROOKIE ACQ: D7a-26 (234TH) COLLEGE: TEXAS TECH BORN: 1/17/2002

COLLEGE OFFENSIVE STATISTICS

				Passing				
Year	***Team***	***G***	***Att***	***Cmp***	***Yds***	***TD***	***Int***	***Lg***
2021	Texas Tech	1	3	1	0	0	0	0
2022	Texas Tech	7	169	96	1,117	7	6	55t
2023	Texas Tech	10	293	182	1,754	15	8	49
2024	Texas Tech	12	466	295	3,335	27	8	70t
2025	Texas Tech	12	332	219	2,780	22	6	73
Totals -	**5 Years**	**42**	**1,263**	**793**	**8,986**	**71**	**28**	**73**

				Rushing		
Year	***Team***	***G***	***Att***	***Yds***	***TD***	***Lg***
2021	Texas Tech	1	2	15	0	17
2022	Texas Tech	7	42	79	2	15
2023	Texas Tech	10	46	3	4	14
2024	Texas Tech	12	55	-22	1	26
2025	Texas Tech	12	43	-113	0	11
Totals -	**5 Years**	**42**	**188**	**-38**	**7**	**26**

MORGAN MOSES

76 | TACKLE

HT: 6-6 | **WT:** 320 | **Born:** 3/3/1991 | **Exp. (NFL/Patriots):** 13/2
GP/GS (Playoffs): 184/174 (9/9) | **Acq:** UFA (NYJ)-25
College: Virginia | **Hometown:** Richmond, Va.

CAREER TRANSACTIONS

Morgan Moses was signed by the New England Patriots as an unrestricted free agent from the N.Y. Jets on March 13, 2024 ... Originally drafted by Washington in the third round (66th overall) of the 2014 NFL Draft ... Released by Washington (5/20/21) ... Signed by the New York Jets as a free agent (7/2/21) ... Signed by Baltimore as an unrestricted free agent from the N.Y. Jets (3/17/22) ... Acquired by the New York Jets in a trade with Baltimore along with a 2024 fourth-round pick in exhange for a 2024 fourth round pick and sixth round pick (3/13/24).

CAREER HIGHLIGHTS

- Has 174 career starts: 171 at right tackle and three at left tackle.

SEASONAL REVIEWS

2026 (1/1)

- Named a team captain for the first time as a Patriot and the third time overall in his career.
- Entered the 2026 season at age 35 and is one of five current offensive linemen that are at least 35 years old. He joins T Trent Williams of San Francisco (38), T Lan Johnson of Philadelphia (36), T David Quessenberry of the L.A. Rams (36) and current teammate OL Greg Van Roten (36).

2025 (17/17, 4/4)

- Started all 17 games for the Patriots at right tackle, as well as all four postseason games.
- Reached 10,624 career snaps and became the fifth offensive lineman since 2014 with 10,000 snaps played.
- Contributed to the team reaching the third highest ranking in total offense (379.4 per game) and sixth-highest ranking in rushing yards (128.9 per game).
- Helped pave the way for the rushing game to produce 17% of the offensive yardage at Tennessee (10/19), as the team totaled 175 rushing yards on 36 carries for a 4.9-yard average, the highest total since gaining 200 yards vs. Indianapolis on Dec. 1, 2024.
- Helped pave the way for 177 rushing yards vs. Cleveland (10/26), following a 175-yard rushing performance at Tennessee (10/19). Marked the first time the team has had back-to-back games with at least 175 yards rushing since 2020 when they had 250 yards rushing vs. Las Vegas (9/27/20) followed by 185 yards at Kansas City (10/5/20).
- Helped pave the way for RB TreVeyon Henderson's two touchdown runs of 50-plus yards at Tampa Bay (11/9), a 55-yard touchdown run in the third quarter and a 69-yard touchdown run in the fourth quarter that helped seal a 28-23 victory.
- Helped pave the way for RB TreVeyon Henderson's two touchdown runs vs. the N.Y. Jets (11/13) and the first time a Patriot has rushed for 2 touchdowns in consecutive games since RB Damien Harris in 2021.
- Left the game at Baltimore (12/21) in the first quarter due to a knee injury and was replaced by T Thayer Munford Jr. He later returned in the second quarter.

2024 (14/14 - NEW YORK JETS)

- Played in 14 games with 14 starts at right tackle, allowing just 1½ sacks in his second stint with the Jets.
- Blocked for RB Braelon Allen's game-winning 20-yard rushing touchdown in the fourth quarter at Tennessee (9/15).

UPDATED STATISTICS

Click or scan on the QR Code to access updated statistical information.

HONORS & AWARDS

2026: Team Captain
2023: Team Captain
2020: Team Captain
2016: NFLPA Community MVP Honors (Wk. 16)
2015: Ed Block Courage Award

10,000 SNAPS

- Since 2014, only seven offensive linemen have played at least 10,000 snaps. In 2025, Moses became the seventh offensive lineman of the group.

OFFENSIVE LINEMEN WITH 10,000 SNAPS SINCE 2014

Player	*Total*
Jake Matthews	12,921
Kevin Zeitler	12,270
Zack Martin	10,670
Morgan Moses	**10,624**
Jason Kelce	10,342
Joel Bitonio	10,312
Lake Tomlinson	10,092

- Paved the way for RB Breece Hall's 113-yards rushing performance vs. Buffalo (10/14).

2023 (14/14, 2/2 - BALTIMORE)

- Started in all 14 games played in addition to two playoff games, serving a key role in protecting the Associated Press Most Valuable Player, QB Lamar Jackson.
- Helped pave the way for a Ravens offense that led the NFL in total rushing attempts (541) and rushing yards (2,661).
- Protected QB Lamar Jackson en route to his 14th career 100-yard rushing performance vs. Indianapolis (9/24).
- Contributed to RB Keaton Mitchell's career-high 138 yards rushing performance vs. Seattle (11/5), a 37-3 victory. The Ravens rushed for a season-high 298 total yards.
- Blocked for QB Lamar Jackson's 15th 100-yard rushing performance in the Divisional Round vs. Houston (1/20). The team finished with 229 rushing yards, the fourth time the Ravens rushed for over 200 yards in a single game in 2023.

2022 (17/17, 1/1 - BALTIMORE)

- Started in all 17 games in addition to one playoff game, helping block for the NFL's No. 2 rush offense (160.2 yards per game), which produced the league's most rushes (88) of 10-plus yards and most games (12) with over 150 rushing yards.
- Made his Ravens debut, starting at right tackle in the 24-9 victory at the N.Y. Jets (9/11). Helped protect QB Lamar Jackson, who threw for 213 yards and 3 touchdowns.
- Helped QB Lamar Jackson produce 318 passing yards and 119 rushing yards vs. Miami (9/18). Jackson threw 3 touchdowns and ran for another (79 yards) as he set the NFL record for most career 100-yard rushing games (11) by a quarterback.
- Blocked on an offensive line that helped Baltimore rush for a season-high 188 yards and 1 touchdown on 26 carries (7.2 avg.) in the 37-26 win at New England (9/25). Protected QB Lamar Jackson, who produced the second game in NFL history (QB Randall Cunningham, 1990) with 4 passing touchdowns, 100 rushing yards and 1 rushing touchdowns.
- Started at right tackle before leaving the game due to a heel injury at the N.Y. Giants (10/16). Helped block for a Ravens rushing attack that gained 211 yards on 24 carries, averaging a single-game franchise-record 8.8 yards per attempt.
- Blocked for an offense that eclipsed 150 rushing yards (188) for the eighth-consecutive game and finished 9-of-15 (60%) on third down in the 27-13 win at New Orleans (11/7).

2021 (17/16 - NEW YORK JETS)

- Appeared in all 17 games, starting the final 16 at right tackle.
- Helped protect rookie QB Zach Wilson, en route to completing 21-of-34 passes for 297 yards and 2 touchdowns and a 97.3 QB rating vs. Tennessee (10/3).
- Contributed to pass protection that allowed QB Mike White to throw for 405 yards on 37-of-45 completions and 3 touchdowns, with a 107.9 passer rating at Cincinnati (10/31).
- Blocked for an offensive line that helped produce a single-game-high 273 rushing yards vs. Jacksonville (12/26), the most by any NFL team in 2021.

2020 (16/16, 1/1 - WASHINGTON)

- Started all 16 games for the sixth-consecutive season, making starts at both right tackle (14) and left tackle (two). Secured an edge on a Washington O-line that averaged 4.03 yards per carry and scored 18 touchdowns on the ground.
- Blocked for RB Antonio Gibson, who produced 128 rushing yards and 1 touchdowns, as Washington finished with a season-high 208 rushing yards vs. Dallas (10/25).
- Protected QB Alex Smith's and QB Kyle Allen's blindside, en route to producing two 100-yard receivers in WR Terry McLaurin (7 catches, 115 yards, 1 touchdown) and WR Cam Sims (3 catches, 110 yards) vs. the N.Y. Giants (11/8).
- Started at right tackle in the Wild Card Playoff, helping protect QB Taylor Heinicke, en route to throwing for 306 yards and 1 touchdowns on 26-of-44 completions vs. Tampa Bay (1/9).

2019 (16/16 - WASHINGTON)

- Started all 16 games at right tackle for the fifth-consecutive season, helping block for an offense that produced a 4.4 yards per carry average.
- Provided protection for QB Case Keenum to complete 30-of-44 passes for 380 yards and 3 touchdowns with a 117.6 QB rating at Philadelphia (9/8).
- Blocked on an offensive line that produced a 100-yard rusher in RB Adrian Peterson (23 carries, 118 yards, 5.1 avg), and a 100-yard receiver in WR Terry McLaurin (4 catches, 100 yards, 2 touchdowns) at Miami (10/13).
- Provided running lanes for RB Derrius Guice (10 rushes, 129 yards, 2 touchdowns) and RB Adrian Peterson (13 rushes, 99 yards, 1 touchdown), en route to Washington recording a season-best 248 total rushing yards at Carolina (12/1).

2018 (16/16 - WASHINGTON)

- Started all 16 games at right tackle and helped guide Washington to record a 4.3 yards-per-carry average.
- Helped secure the edge to an offensive line that registered a season-high 429 yards of offense in a win at Arizona (9/9).
- Opened lanes for RB Adrian Peterson, who produced a season-best 149 rushing yards (5.7 avg) on 26 carries and 1 touchdown at the N.Y. Giants (10/28).

2017 (16/16 - WASHINGTON)

- Started all 16 games at right tackle, finishing as the only Washington offensive lineman to log 16 starts on the season.
- Was a key cog on an offensive line that helped secure a 472-128 advantage in total yards vs. Oakland (9/24), the team's largest differential (+344) in regular season play since Dec. 15, 1974.
- Blocked for an offensive line that produced both a 300-yard passer in QB Kirk Cousins (22-of-32, 322 yards, 3 touchdowns, 132.6 QB rating) and 100-yard rusher in RB Samaje Perine (23 carries, 117 yards, 1 touchdown, 5.1 avg) at New Orleans (11/19).

2016 (16/16 - WASHINGTON)

- Started all 16 games at right tackle and was part of an offensive line that helped generate the NFL's second-most passing yards (4,758) and passing yards per game (297.4), finishing No. 7 in passer rating (97.4).
- Was a key cog for an offensive line that helped produce the NFL's third-best offense (403.4 ypg) and the ninth-most yards per carry average (4.5).

- Helped clear paths for an offense that registered 230 rushing yards vs. Philadelphia (10/16), the team's highest total since 2012.
- Blocked for an offensive line that posted 515 total yards in a win vs. Green Bay (11/20), the team's most in a non-overtime game since Week 11 of the 1991 season vs. Atlanta, a 56-17 win.

2015 (16/16, 1/1 - WASHINGTON)

- Started all 16 games at right tackle and helped Washington clinch a Wild Card playoff berth.
- Helped secure the edge for an offense that recorded a combined 300-yard passing game (324) and 200-yard rushing game (209) in a victory vs. New Orleans (11/15), the first such combined output for Washington since winning Super Bowl XXII.
- Started the Wild Card matchup vs. Green Bay (1/10), his first career postseason appearance. Helped protect QB Kirk Cousins, who completed 29-of-46 passes for 329 yards and 1 touchdown with a 91.7 QB rating

2014 (8/1) - WASHINGTON)

- Was limited to eight games (one start) as a rookie before being placed on Injured Reserve.
- Made his NFL debut vs. Jacksonville (9/14).
- Made his first career start at left tackle at San Francisco (11/23).

COLLEGE

- Played in 48 games (43 starts) at Virginia (2010-13), making 31 starts at right tackle and 12 at left tackle. Received All-ACC third-team honors as a senior, after helping RB Kevin Parks become the first Cavaliers' 1,000-yard rusher in a season since the 2004 campaign.
- Earned All-ACC honorable mention accolades from the coaches as a junior in 2012, after helping UVA amass more than 500 yards of total offense multiple times in a season for the first time since 2004.

PERSONAL

- Prepped at Meadowbrook (Richmond, Va.) High School, where he was named a two-time all-state, two-time all-region and two time all-district selection.
- Multiple-time Richmond Times-Dispatch first-team All-Met recipient.
- Had his jersey retired at Meadowbrook in 2016.
- Was a SuperPrep All-American and rated as a four-star prospect by Scout.com.
- Listed as the No. 2 player in the state of Virginia in 2009 by Rivals.com, the No. 3 run blocker in the nation by Rivals.com and the No. 6 offensive tackle by ESPN.com.
- Also prepped at Fork Union Military Academy in 2009.
- He has four children: daughter, Natalia, and sons, Isaiah, Jeremiah and Legend.

DARIUS **MUASAU**

36 | LINEBACKER

HT: 6-1 | **WT:** 230 | **Born:** 2/10/2001 | **Exp. (NFL/Patriots):** 3/1
GP/GS (Playoffs): 28/18 (0/0) | **Acq:** CW (NYG)-26
College: UCLA | **Hometown:** Mililani, Hawai'i

PRONOUNCED MOO-uh-sow (like cow)

CAREER TRANSACTIONS

Darius Muasau was claimed off waivers from the New York Giants and awarded to the New England Patriots on August 31, 2026 … Originally drafted by the New York Giants in the sixth round (183rd overall) of the 2024 NFL Draft … Released by the New York Giants (8/30/26).

SEASONAL REVIEWS

2026 (0/0)

- Made his Patriot debut at Seattle (9/9), contributing on special teams.

2025 (12/11 - N.Y. GIANTS)

- Played in 12 games with 11 starts and finished with 48 tackles (22 solo, 26 assists), 1 sack and 1 pass defensed, along with 3 special teams tackles.
- Did not play vs. Kansas City (9/21) due to injury.
- Had a season-high 9 tackles twice: at New Orleans (10/5) and vs. Washington (12/14).
- Recorded his first career sack vs. Philadelphia (10/9) when he took down QB Jalen Hurts in the second quarter.
- Placed on injured reserve on Nov. 8 and missed four games.
- Returned to action vs. Washington (12/14) after being activated off injured reserve on Dec. 13 and finished with 9 tackles, matching his season-best. Also added 2 special teams tackles.

2024 (15/7 - N.Y. GIANTS)

- Played in 15 games with seven starts and finished with 54 tackles (26 solo, 28 assists), 1 interception, 1 pass defensed and 1 assisted special teams tackle.
- Started in his NFL debut on opening day vs. Minnesota (9/8) and finished with 6 tackles (5 solo, 1 assist), 1 interception and 1 pass defensed. Became the first Giant with an interception in his NFL debut since defensive end Niko Lalos at Cincinnati (11/29/20) when he picked off a pass from QB Sam Darnold that was intended for WR Trent Sherfield in the third quarter.
- Did not play at Washington (9/15) due to injury.
- Inactive at Carolina (11/10).

UPDATED STATISTICS

Click or scan on the QR Code to access updated statistical information.

- Had a career high 11 tackles (4 solo, 7 assists) at Atlanta (12/22).

COLLEGE

- Played three seasons at the University of Hawai'i (2019-21) and two at UCLA (2022-23).
- Played in a total of 63 games with 51 starts, including 37 games with 25 starts at Hawai'i and starts in all 26 games at UCLA. Totaled 440 career tackles, 16½ sacks and 5 interceptions.
- In both seasons at UCLA, led the Bruins in tackles and was named second-team All-Pac 12.
- At Hawai'i in 2021, was named first-team All-Mountain West after leading the team with a career high 109 tackles, 7 sacks and 5 forced fumbles, which tied for second nationally. Was also a team captain.
- Named first-team All-Mountain West in 2020 and led the team in tackles and sacks. Was one of five finalists for Polynesian College Football Player of the Year.
- As a freshman in 2019, named the team's Dick Tomey Special Teams MVP and received All-Mountain West All-Academic honors.

PERSONAL

- A 2019 graduate of Mililani High School on Oahu.
- As a senior, named first-team All-State and 2018 Defensive Player of the Year. Finished with 87 tackles and 2 interceptions. Also played running back.
- Selected to play in the 2019 Polynesian Bowl.
- Born in San Diego, Calif. and has five brothers. Parents are Matthew and Felisa Muasau of 'Ewa Beach, Oahu.

DARIUS MUASAU **STATISTICS**

POS: LB HT: 6-1 WT: 230 LBS YEAR: 3RD ACQ: CW (NYG)-26 COLLEGE: UCLA BORN: 2/10/2001

REGULAR SEASON DEFENSIVE STATISTICS

				TACKLES					*INTERCEPTIONS*					*MISCELLANEOUS*				
Year	*Team*	*G/S*	*TT*	*UT*	*A*	*S*	*YDS*	*NO*	*YDS*	*AVG*	*LG*	*TD*	*PD*	*FF*	*FR*	*YDS*	*TD*	*SPT*
2024	Giants	15/7	54	26	28	0.0	0.0	1	1	1.0	1	0	1	0	0	0	0	1
2025	Giants	12/7	48	22	26	1.0	0.0	0	0	0.0	0	0	1	0	0	0	0	3
TOTALS- 2 years		**27/14**	**102**	**48**	**54**	**1.0**	**0.0**	**1**	**1**	**1.0**	**1**	**0**	**2**	**0**	**0**	**0**	**0**	**4**

NAMDI **OBIAZOR**

48 | LINEBACKER

HT: 6-3 | **WT:** 229 | **Born:** 4/19/2002 | **Exp. (NFL/Patriots):** Rookie
GP/GS (Playoffs): 1/0 (0/0) | **Acq:** D6b-26 (212th)
College: TCU | **Hometown:** Eden Prairie, Minn.

PRONOUNCED NAM-dee oh-bee-EYE-zor

CAREER TRANSACTIONS

Namdi Obiazor was drafted by the New England Patriots in the sixth round (212th overall) of the 2026 NFL Draft.

SEASONAL REVIEWS

2026 (1/0)

- Made his NFL debut at Seattle (9/9) and had 3 special teams tackles, becoming the first Patriots rookie to ever record 3 special teams tackles in his first game.

COLLEGE CAREER HIGHLIGHTS

- Played in 53 games and finished with 302 tackles, 8½ sacks, 3 interceptions, 6 passes defensed 2 forced fumbles and 1 fumble recovery.
- Earned 2025 Big 12 Defensive Player of the Week (vs. Colorado, 10/4), 2023 Honorable Mention All-Big 12 and 2023 Honorable Mention Big 12 Defensive Player of the Year.

UPDATED STATISTICS

Click or scan on the QR Code to access updated statistical information.

PERSONAL

- Spent two seasons (2020-21) at Iowa Western Community College, where he totaled 31 tackles, an interception, 4 passes defensed and 1 blocked kick.
- Was a First-Team NJCAA All-American in 2021.

NAMDI OBIAZOR **STATISTICS**

POS: LB HT: 6-3 WT: 229 LBS YEAR: ROOKIE ACQ: D6b-26 (212TH) COLLEGE: TCU BORN: 4/19/2002

COLLEGE DEFENSIVE STATISTICS

				TACKLES					INTERCEPTIONS					MISCELLANEOUS				
Year	*Team*	*G/S*	*TT*	*UT*	*A*	*S*	*YDS*	*NO*	*YDS*	*AVG*	*LG*	*TD*	*PD*	*FF*	*FR*	*YDS*	*TD*	*SPT*
2022	TCU	15/2	49	31	18	0	0.0	0	0	0.0	0	0	2	0	0	0	0	-
2023	TCU	12/12	84	48	36	4	40.0	0	0	0.0	0	0	2	0	1	0	0	-
2024	TCU	13/13	81	41	40	2.5	12.0	1	14	14.0	14	0	1	1	0	0	0	-
2025	TCU	15/15	88	46	42	2	13.0	2	28	14.0	26	0	1	1	0	0	0	-
Totals – 4 Years		**53/40**	**302**	**166**	**136**	**8.5**	**65.0**	**3**	**42**	**14.0**	**26**	**0**	**6**	**2**	**1**	**0**	**0**	**-**

MIKE ONWENU

71 | OFFENSIVE LINE

HT: 6-3 | **WT:** 350 | **Born:** 12/10/1997 | **Exp. (NFL/Patriots):** 7/7
GP/GS (Playoffs): 99/91 (5/4) | **Acq:** D6a-20 (182nd)
College: Michigan | **Hometown:** Detroit, Mich.

PRONOUNCED oh-WHEN-new

CAREER TRANSACTIONS

Mike Onwenu was re-signed by the New England Patriots as an unrestricted free agent on March 14, 2024 ... Originally drafted by New England in the sixth round (182nd overall) of the 2020 NFL Draft.

CAREER HIGHLIGHTS

- Versatile player that is capable of starting at multiple positions along the offensive line. Has 52 starts at right guard, five at left guard, 30 at right tackle and three as a tackle-eligible tight end.

SEASONAL REVIEWS

2026 (1/1)

- Started at right guard at Seattle (9/9).

2025 (17/17, 4/4)

- Started all 17 games at right guards, along with all four postseason games.
- Contributed to the team reaching the third highest ranking in total offense (379.4 per game) and sixth-highest ranking in rushing yards (128.9 per game).
- Helped pave the way for the rushing game to produce 17% of the offensive yardage at Tennessee (10/19), as the team totaled 175 rushing yards on 36 carries for a 4.9-yard average, the highest total since gaining 200 yards vs. Indianapolis on Dec. 1, 2024.
- Helped pave the way for a season high in rushing yards (177) vs. Cleveland (10/26), following a 175-yard rushing performance at Tennessee (10/19). Marked the first time the team has had back-to-back games with at least 175 yards rushing since 2020 when they had 250 yards rushing vs. Las Vegas (9/27/20) followed by 185 yards at Kansas City (10/5/20).
- Helped pave the way for RB TreVeyon Henderson's two touchdown runs of 50-plus yards at Tampa Bay (11/9), a 55-yard touchdown run in the third quarter and a 69-yard touchdown run in the fourth quarter that helped seal a 28-23 victory.

2024 (17/17)

- Started all 17 games on the offensive line at both right tackle (six starts) and right guard (11 starts).
- Started at right tackle for the first four games (at Cincinnati on Sept. 8, vs. Seattle on Sept. 15, at the New York Jets on Sept. 19 and at San Francisco on Sept. 29), before moving inside to right guard vs. Miami on Oct. 6.
- Paved the way for RB Rhamondre Stevenson, who recorded 120 rushing yards in the 16-10 win at Cincinnati (9/8) and the team to gain 170 yards on the ground.
- Led the way for 185 total rushing yards between RBs Rhamondre Stevenson and Antonio Gibson vs. Seattle (9/15), the first time the Patriots rushed for at least 170 yards in back-to-back games since 2020, and the first time the Patriots have opened the season with at least 170 yards rushing in their first two games since 1974.
- Helped pave the way for a new team record with a 7.9-yard rushing average off 19 carries for 151 yards vs. Miami (10/6). The previous team record was a 7.8-yard average when the team rushed 25 times for 196 yards vs. Miami on Dec. 23, 2007.
- Started at right tackle at Jacksonville (10/20) due to injuries on the line after starting the first four games at right tackle and the next two games at right guard due to injuries on the offensive line.
- Helped pave the way for the team's season high of 422 yards on offense and 200 yards rushing vs. Indianapolis (12/1), the Patriots' most total yards on offense since 409 total yards at Minnesota on Nov. 24, 2022, and the highest rushing total since Dec. 18, 2022, at Las Vegas.

2023 (15/15)

- Was sidelined by an injury that forced him to miss the entire training camp and preseason.
- Missed the first game of the season before returning to play in 15 games with four starts at right guard before moving to right tackle for 11 starts.
- Was listed as inactive due to injury in the season opener vs. Philadelphia (9/10).
- Made his first start of the season and contributed to the

HONORS & AWARDS

2020: PFWA All-Rookie Team

VIDEO FEATURE

Click or scan on the QR Code to go through Mike's journey of being the son of two Nigerian immigrants, falling in love with football and making it to the NFL.

UPDATED STATISTICS

Click or scan on the QR Code to access updated statistical information.

offensive line at right guard vs. Miami (9/17). Left the game in the fourth quarter due to injury.

- Left the game due to injury in the second half vs. New Orleans (10/8), Riley Reiff took over at right guard.
- Was active at Las Vegas (10/15) but did not see any action as he was nursing an injury.
- Made his first start at right tackle since the 2021 season vs Buffalo (10/22).
- Bill O'Brien credited him for holding All-Pro LB T.J. Watt from being a force in the game at Pittsburgh (12/7) in a 21-18 win.

2022 (17/17)

- Started in all 17 regular season games at right guard.
- Played 100 percent of the snaps at Pittsburgh (9/18). Did not allow a single sack in the game and helped pave the way for the rushing game, especially during the game-clinching six minute drive in the fourth quarter.
- Part of the offensive line unit that did not allow a single sack vs. Detroit (10/9). Helped pave the way for the rushing game that went for 176 yards.
- Part of the offensive line unit that did not allow a single sack at Las Vegas (12/18). Helped paved the wave for the rushing game that went for a season-high 206 yards.

2021 (16/8, 1/0)

- Played in 16 of the 17 regular season games with eight starts - four at left guard, three at right tackle and one at tackle-eligible tight end.
- Started at left guard and played every snap of the team's first four games of the season.
- Placed on the COVID-19/Reserve list on Oct. 5 and reinstated from the COVID-19/Reserve list on Oct. 14, missing the game at Houston (10/10).
- Returned to the field but did not start vs. Dallas (10/17) as he rotated in at right tackle, the first time he played the position in 2021. Also took snaps as tackle-eligible.
- Made his first start of the 2021 season at right tackle vs. N.Y. Jets (10/24).
- Started at right tackle at L.A. Chargers (10/31) and at Carolina (11/7).
- Appeared briefly as a right tackle in place of Trent Brown vs. Cleveland (11/14) as well as a tackle-eligible tight end.
- Came in briefly in the second quarter at left guard vs. Tennessee (11/28) for OL Ted Karras.
- Served as tackle-eligible tight end at Buffalo (12/6) as the Patriots went to a 6-man front for a significant portion of the game and was a key part of a 222-yard rushing effort in a 14-10 win.
- Started on the offensive line and served as a tackle-eligible tight end vs. Buffalo (12/26).
- Played most of the game as a tackle-eligible tight end vs. Jacksonville (1/2) and came in late at left guard in a 50-10 victory.
- Rotated in at left guard and as tackle-eligible, as well as on special teams at Miami (1/9).
- Served as a tackle-eligible tight end in his first playoff game in the Wild Card Round loss at Buffalo (1/15).

2020 (16/16)

- Named to the Pro Football Writers All-Rookie Team.
- Started all 16 games - 10 at right tackle, three at right guard, two at tackle-eligible tight end and one at left guard as part of an offensive line that finished fourth in the NFL in total rushing yards (2,346) and rush yards per game (146.6). The 2,346 yards rushing and 4.67 average yards per rush marked the fourth-highest totals in team history.
- Made his NFL debut and played in a starting role as a tackle-eligible tight end and on special teams in the season-opening win vs. Miami (9/13). Also subbed in at right tackle in the second half.
- Made his first start at left guard in the win vs. Las Vegas (9/27) when Joe Thuney moved from left guard to center due to an injury to David Andrews. Also helped pave the way for 250 yards rushing from the Patriots offense.
- Started at right guard in place of Shaq Mason vs. Denver (10/18). When starting right tackle Jermaine Eluemunor left the game in the first quarter with an injury, Onwenu moved to right tackle and Hjalte Froholdt entered the game at right guard. Onwenu moved to left guard to start the second half when Isaiah Wynn moved from left guard back to left tackle.
- Started at right tackle vs. San Francisco (10/25) and moved to left guard in the third quarter when Joe Thuney left with an injury and Justin Herron moved to right tackle. Onwenu then moved back to right tackle when Herron left with an injury.
- Started at right tackle and played all 58 offensive snaps at guard in the win vs. Baltimore (11/15). Helped play a key role in blocking for the Patriot run game that racked up 173 yards.
- Started at right tackle and played every offensive snap vs. Buffalo (12/28). Moved from right tackle to right guard when Shaq Mason left with an injury.

COLLEGE

- Was a four-year letterman at Michigan and a two-time All-Big Ten third team selection (2018-19).
- Appeared in 46 career games, playing along the offensive line in 41 contests.
- Started 35 games at guard, also contributing on PAT/field goal protection units throughout his career.
- Was an All-Big Ten third team (coaches) and All-Big Ten honorable mention (media) selection in 2019, starting all 13 games at right guard as a senior.
- Was an All-Big Ten third team (coaches) and All-Big Ten honorable mention (media) selection in 2018, starting all 13 games at right guard, including against Florida in the Chick-Fil-A Peach Bowl (12/29).
- Started nine games and played in 11 contests as a sophomore in 2017.

PERSONAL

- Enrolled in the College of Literature, Science and the Arts, majoring in general studies.

DELL PETTUS

24 | SAFETY

HT: 5-11 | **WT:** 200 | **Born:** 6/2/2001 | **Exp. (NFL/Patriots):** 3/3
GP/GS (Playoffs): 35/2 (4/0) | **Acq:** FA-24
College: Troy | **Hometown:** Harvest, Ala.

CAREER TRANSACTIONS

Dell Pettus was signed by the New England Patriots as a rookie free agent on May 10, 2024.

SEASONAL REVIEWS

2026 (1/1)

- Made his second career start in a three-safety set at Seattle (9/9) and finished with 2 tackles.

2025 (17/0, 4/0)

- Played in all 17 games, contributing on special teams and as a reserve safety. He logged 14 tackles (10 solo), 2 passes defensed, 1 tackle for loss, 1 forced fumble and 1 sack, along with 6 special teams tackles.
- Also competed in all four postseason games, logging 5 tackles (2 solo) and 1 pass defensed with 4 special teams tackles.
- Produced the first forced fumble of his career vs. Carolina (9/28) in the fourth quarter.
- Made a key stop on a fourth-and-4 situation in the fourth quarter vs. the New York Jets (11/13) when he forced an incompletion on a pass from QB Justin Fields intended for TE Jeremy Ruckert, which forced a turnover on downs prior to the 2-minute warning and helped secure the 27-14 victory.
- Recorded the second sack of his career at the N.Y. Jets (12/28) on QB Brady Cook in the second quarter for a 12-yard loss.

2024 (17/1)

- Played in 17 games with one start at safety and contributed as a key member of the special teams units. Finished with 28 total tackles (16 solo, 12 assists), 1 sack, 1 quarterback hit, 2 passes defensed and 6 special teams tackles. Also converted a fake punt attempt for his first rushing attempt.
- Made the 53-man roster after joining the team as a rookie free agent.
- Made his first NFL start in a three-safety set vs. Miami (10/6), finishing with 8 tackles.
- Recorded his first-career sack at Chicago (11/10) when he took down QB Caleb Williams for a 7-yard loss on a third-down play in the fourth quarter. Contributed to the team's total of 9 sacks, tied for the second-most in franchise history. Added a pass defensed on a third-and-6 situation in the third quarter to force a punt. Played a key role in limiting the Bears offense to 142 total yards, the Patriots' fewest yards allowed since Nov. 20, 2022, when they held the New York Jets to 103 yards.
- Took a direct snap for a 2-yard gain for a first down on fourth-and-1 situation from the New England 23-yard line in the second quarter at Buffalo (12/22), converting the team's first successful fake punt since Nov. 16, 2017, when DB Nate Ebner ran 14 yards for a first down on a fake punt vs. Miami.

UPDATED STATISTICS

Click or scan on the QR Code to access updated statistical information.

GETTING TO KNOW

Click or scan on the QR Code to learn more about Dell's feelings toward a popular food.

NFL JOURNEY

Click or scan on the QR Code to follow Dell's journey to being the only undrafted rookie to make the Patriots 53-man roster.

COLLEGE

- Spent five seasons at Troy (2019-23) and finished his career with 61 consecutive starts safety.
- Played in a total of 62 games during his college career and finished with 310 total tackles.
- In 2023, he finished with 74 total tackles in 14 games.

PERSONAL

- Son of Tamara and Glenn Pettus.
- Father played football at Alabama A&M and mother played basketball at Alabama A&M.
- Graduated with a degree in computer science.

DELL PETTUS **STATISTICS**

POS: S HT: 5-11 WT: 200 LBS YEAR: 3RD ACQ: FA-24 COLLEGE: TROY BORN: 6/2/01

REGULAR SEASON DEFENSIVE STATISTICS

			TACKLES					INTERCEPTIONS						MISCELLANEOUS				
Year	*Team*	*G/S*	*TT*	*UT*	*A*	*S*	*YDS*	*NO*	*YDS*	*AVG*	*LG*	*TD*	*PD*	*FF*	*FR*	*YDS*	*TD*	*SPT*
2024	Patriots	17/1	28	16	12	1.0	7.0	0	0	0.0	0	0	2	0	0	0	0	6
2025	Patriots	17/0	14	10	4	1.0	12.0	0	0	0.0	0	0	2	1	0	0	0	6
Totals – 2 Years		**34/1**	**42**	**26**	**16**	**2.0**	**19.0**	**0**	**0**	**0.0**	**0**	**0**	**4**	**1**	**0**	**0**	**0**	**12**

Additional Statistics: 1 rush for 2 yards on a fake punt attempt at Buffalo (12/22).

POSTSEASON DEFENSIVE STATISTICS

			TACKLES					INTERCEPTIONS						MISCELLANEOUS				
Year	*Team*	*G/S*	*TT*	*UT*	*A*	*S*	*YDS*	*NO*	*YDS*	*AVG*	*LG*	*TD*	*PD*	*FF*	*FR*	*YDS*	*TD*	*SPT*
2025	Patriots	4/0	5	2	3	0.0	0.0	0	0	0.0	0	0	1	0	0	0	0	4
TOTALS- 1 year		**4/0**	**5**	**2**	**3**	**0.0**	**0.0**	**0**	**0**	**0.0**	**0**	**0**	**1**	**0**	**0**	**0**	**0**	**4**

ELIJAH PONDER

91 | LINEBACKER

HT: 6-3 | **WT:** 261 | **Born:** 8/29/2002 | **Exp. (NFL/Patriots):** 2/2
GP/GS (Playoffs): 16/1 (4/0) | **Acq:** FA-25
College: Cal Poly | **Hometown:** Pomona, Calif.

CAREER TRANSACTIONS

Elijah Ponder was signed by the New England Patriots as a rookie free agent on May 9, 2025.

SEASONAL REVIEWS

2026 (1/1)

- Named an offseason award winner by Head Coach Mike Vrabel.
- Made his first career start at Seattle (9/9) and finished with 1 tackle and 1 special teams tackle.

2025 (15/0, 4/0)

- Played in 15 games as a key special teamer and edge rusher. Recorded 15 tackles (9 solo), 4 sacks, 4 tackles for loss and 1 fumble recovery, along with 9 special teams tackles and a fumble recovery on a kickoff return.
- Appeared in all four postseason games, accumulating 2 tackle assists and 1 fumble recovery, with 2 special teams tackles.
- One of three rookie free agents, along with WR Efton Chism III and DT Eric Gregory, to make the opening day roster.
- Made his NFL debut vs. Las Vegas (9/7).
- Inactive vs. Pittsburgh (9/21) and vs. Carolina (9/28).
- Returned to action at Buffalo (10/5) after being inactive the previous two games, recording a tackle and a special teams tackle.
- Recorded his first career sack at Tampa Bay (11/9) when he dropped QB Baker Mayfield for a 5-yard loss in the fourth quarter.
- Logged his second-consecutive game with a sack vs. the N.Y. Jets (11/13) with a fourth-quarter sack on QB Justin Fields, making him the first Patriots rookie since DL Chase Winovich in 2019 to have a sack in back-to-back games.
- Recorded his third sack of the season vs. the N.Y. Giants (12/1) on QB Jaxson Dart in the fourth quarter. In doing so, he became only the second rookie free agent in Patriots history to record at least 3 sacks, joining Justin Francis (2012). He also recovered a fumbled kickoff forced by Marte Mapu in the second quarter.
- Logged his fourth sack of the year vs. Miami (1/4/26), taking down QB Quinn Ewers in the third quarter for a 3-yard sack on third-and-8, forcing a punt. He also recovered a fumble for the first time in his career in the second quarter after LB Jack Gibbens forced it on a 2-yard run from RB Jaylen Wright immediately after the Patriots turned the ball over on downs.
- Recovered a fumble forced by LB Christian Elliss on QB Jarrett Stidham at the Denver 12-yard line in the second quarter of the AFC Championship at Denver (1/25/26), setting up the team's first and only touchdown in a 10-7 win.

UPDATED STATISTICS

Click or scan on the QR Code to access updated statistical information.

COLLEGE

- In five seasons at Cal Poly (2020-24), played in 47 games and finished with 167 tackles, 26½ sacks, 1 interception returned for a touchdown, 7 passes defensed, 3 forced fumbles, 2 fumble recoveries and 2 blocked kicks.
- Led the Big Sky Conference in sacks (10) in 2023.
- Earned All-Conference First-Team Defense, FCS All-American Third Team Defense and Walter Camp FCS All-American honors in 2023.
- All-Big Sky honorable mention (2021, 2022) and All-Big Sky Conference fourth team (Phil Steele) in 2021.

PERSONAL

- As a senior, was named Most Valuable Lineman of the Mission League and earned first-team All-Mission League and second-team All-Los Angeles County .
- Majored in architectural engineering.

ELIJAH PONDER **STATISTICS**

POS: LB HT: 6-3 WT: 261 LBS YEAR: 2ND ACQ: FA-25 COLLEGE: CAL POLY BORN: 8/29/02

REGULAR SEASON DEFENSIVE STATISTICS

			TACKLES					*INTERCEPTIONS*						*MISCELLANEOUS*				
Year	*Team*	*G/S*	*TT*	*UT*	*A*	*S*	*YDS*	*NO*	*YDS*	*AVG*	*LG*	*TD*	*PD*	*FF*	*FR*	*YDS*	*TD*	*SPT*
2025	Patriots	15/0	15	9	6	4.0	16.0	0	0	0.0	0	0	0	0	1	0	0	9
TOTALS- 1 year		**15/0**	**15**	**9**	**6**	**4.0**	**16.0**	**0**	**0**	**0.0**	**0**	**0**	**0**	**0**	**1**	**0**	**0**	**9**

Additional Statistics: 1 fumble recovery on a fumble forced by LB Christian Elliss on a 21-yard kickoff return by WR Gunner Olszewski vs. the N.Y. Giants (12/1).

POSTSEASON DEFENSIVE STATISTICS

			TACKLES					*INTERCEPTIONS*						*MISCELLANEOUS*				
Year	*Team*	*G/S*	*TT*	*UT*	*A*	*S*	*YDS*	*NO*	*YDS*	*AVG*	*LG*	*TD*	*PD*	*FF*	*FR*	*YDS*	*TD*	*SPT*
2025	Patriots	4/0	2	0	2	0.0	0.0	0	0	0.0	0	0	0	0	1	0	0	2
TOTALS- 1 year		**4/0**	**2**	**0**	**2**	**0.0**	**0.0**	**0**	**0**	**0.0**	**0**	**0**	**0**	**0**	**1**	**0**	**0**	**2**

KARON **PRUNTY**

21 | CORNERBACK

HT: 6-1 | **WT:** 192 | **Born:** 12/24/2001 | **Exp. (NFL/Patriots):** Rookie
GP/GS (Playoffs): 0/0 (0/0) | **Acq:** D5-26 (171st)
College: Wake Forest | **Hometown:** Portsmouth, Va.

PRONOUNCED kuh-RONN *PRUN*-tee

CAREER TRANSACTIONS

Karon Prunty was drafted by the New England Patriots in the fifth round (171st overall) of the 2026 NFL Draft.

SEASONAL REVIEWS

2026 (0/0)

- Inactive at Seattle (9/9).

COLLEGE CAREER HIGHLIGHTS

- Played in 55 games, all starts, and totaled 166 tackles, 3 sacks, 7 interceptions, 30 passes defensed, 2 forced fumbles and 1 fumble recovery.
- Spent two years at Kansas (2020-21), three years at North Carolina A&T (2022-24) and his final season at Wake Forest (2025).
- In 2025, according to PFF, was graded as the No. 12 coverage corner in the country and No. 2 in the ACC. Also graded as the seventh-best overall defensive player in the conference. Finished the season with a 44.4% catch rate allowed, second-best in the ACC. Allowed 18.3 yards per game in coverage and just 2 touchdowns in the regular season.

UPDATED STATISTICS

Click or scan on the QR Code to access updated statistical information.

PERSONAL

- Three-star prospect out of I.C. Norcom High School (Va.).
- Was a state champion in track & field.
- Son of Ronald and Suzette Prunty.

KARON PRUNTY **STATISTICS**

POS: CB HT: 6-1 WT: 192 LBS YEAR: ROOKIE ACQ: D5-26 (171ST) COLLEGE: WAKE FOREST BORN: 12/24/2001

REGULAR SEASON DEFENSIVE STATISTICS

			TACKLES					*INTERCEPTIONS*						*MISCELLANEOUS*				
Year	*Team*	*G/S*	*TT*	*UT*	*A*	*S*	*YDS*	*NO*	*YDS*	*AVG*	*LG*	*TD*	*PD*	*FF*	*FR*	*YDS*	*TD*	*SPT*
2020	Kansas	9/9	26	22	4	0	0.0	1	0	0.0	0	0	10	1	0	0	0	0
2021	Kansas							Redshirted										
2022	N.C. A&T	10/10	30	21	9	0	0.0	4	2	2.0	2	0	3	0	0	0	0	0
2023	N.C. A&T	11/11	43	33	10	1	6.0	0	0	0.0	0	0	5	0	0	0	0	0
2024	N.C. A&T	12/12	27	23	4	1	12.0	1	15	15.0	15	0	4	0	0	0	0	0
2025	Wake Forest	13/13	40	23	17	1	5.0	1	0	0.0	0	0	8	1	1	0	0	0
Totals –	**6 Years**	**55/55**	**166**	**122**	**44**	**3**	**23.0**	**7**	**17**	**2.43**	**15**	**0**	**30**	**2**	**1**	**0**	**0**	**0**

ELI RARIDON

82 | TIGHT END

HT: 6-6 | **WT:** 245 | **Born:** 2/12/2004 | **Exp. (NFL/Patriots):** Rookie
GP/GS (Playoffs): 1/0 (0/0) | **Acq:** D3-26 (95th)
College: Notre Dame | **Hometown:** West Des Moines, Iowa

PLAYERS

PRONOUNCED RAIR-a-din

CAREER TRANSACTIONS

Eli Raridon was drafted by the New England Patriots in the third round (95th overall) of the 2026 NFL Draft.

SEASONAL REVIEWS

2026 (1/0)

- Made his NFL debut at Seattle (9/9) and scored a touchdown on his first career reception, a 2-yard touchdown pass from QB Drake Maye in the second quarter. He is the 13th Patriots rookie to catch a touchdown pass on kickoff weekend and the 11th Patriots player to score on his first career reception since 1990.

COLLEGE

- Played in 40 games with 18 starts and totaled 48 receptions for 623 yards and 3 touchdowns.
- Started all 12 games in 2025 and finished with 32 catches for 482 yards.
- Had 5 receptions for 52 yards in the first half at Pittsburgh (11/15/25), becoming the first player since Chase Claypool in 2019 to have 5 receptions in a first half in multiple games during the same season.

UPDATED STATISTICS

Click or scan on the QR Code to access updated statistical information.

PERSONAL

- Named to the 2021 Elite All-Iowa team.
- Led Valley High School (Iowa) to a 13-1 record and an Iowa 4A state runner-up finish.
- Earned second team all-state as a basketball player after his junior season.
- Son of Jena and Scott Raridon.
- Father, Scott, played offensive line and was a long snapper for Notre Dame in early 2000s.
- Grandfather, Scott Sr., played offensive line for Nebraska and was a sixth-round draft pick of the Philadelphia Eagles in the 1984 NFL Draft. He was also a strength coach on Notre Dame's 1988 National Championship team.

ELI RARIDON STATISTICS

POS: TE HT: 6-6 WT: 245 LBS YEAR: ROOKIE ACQ: D3-26 (95TH) COLLEGE: NOTRE DAME BORN: 2/12/2004

COLLEGE OFFENSIVE STATISTICS

			RUSHING					*RECEIVING*				
Year	*Team*	*GP/GS*	*NO*	*YDS*	*AVG*	*LG*	*TD*	*REC*	*YDS*	*AVG*	*LG*	*TD*
2022	Notre Dame	5/0	0	0	0.0	0	0	0	0	0.0	0	0
2023	Notre Dame	7/3	0	0	0.0	0	0	5	51	10.2	19	1
2024	Notre Dame	16/3	0	0	0.0	0	0	11	90	8.2	14	2
2025	Notre Dame	12/12	0	0	0.0	0	0	32	482	15.1	65	0
Totals	**4 Years**	**40/18**	**0**	**0**	**0.0**	**0**	**0**	**48**	**623**	**13.0**	**65**	**3**

JAYLEN REED

23 | SAFETY

HT: 6-0 | **WT:** 212 | **Born:** 1/29/2003 | **Exp. (NFL/Patriots):** 2/1
GP/GS (Playoffs): 8/1 (2/2) | **Acq:** TR (HOU) - 26
College: Penn State | **Hometown:** Detroit, Mich.

CAREER TRANSACTIONS

Jaylen Reed was acquired by the New England Patriots in a trade with Houston in exchange for a 2028 seventh-round draft pick and WR Kayshon Boutte on August 24th, 2026 ... Originally drafted by Houston in the sixth round (187th overall) of the 2025 NFL Draft.

SEASONAL REVIEWS

2026 (1/0)

- Made his Patriot debut at Seattle (9/9) and saw action on the punt return and field goal units.

2025 (7/1, 2/2 HOUSTON)

- Played in seven regular season games, making one start, and totaled 13 tackles with one fumble recovery.
- Started and appeared in two postseason games, recording 5 tackles.
- Started the season on the physically unable to preform list following training camp with a sprained left foot.
- Activated to the 53-man roster and saw his first NFL action at Seattle (10/20).
- Posted a career-high 11 tackles (eight solo) and one fumble recovery in Week 12 vs. Buffalo (11/20), joining Justin Reid as the only two rookie safeties in franchise history to record at least 10 tackles and one fumble recovery in a single game.
- Made his first career NFL start at Indianapolis (11/30).
- Placed on injured reserve on Dec. 6 and missed the final five games of the regular season.
- Returned to the 53-man roster and started both postseason games at Pittsburgh (1/12) and at New England (1/18).

UPDATED STATISTICS

Click or scan on the QR Code to access updated statistical information.

COLLEGE

- Spent four seasons (2021–24) at Penn State, appearing in 50 games (29 starts) and recording 181 tackles, including 12 1/2 tackles for loss, seven passes defensed, 5 interceptions, 3 1/2 sacks, one forced fumble and 1 fumble recovery.
- In 2024, started all 16 games at safety and tallied 98 tackles (51 solo), including 6 1/2 tackles for loss, six passes defensed, three interceptions, 2 1/2 sacks, 1 forced fumble and 1 touchdown.
- Earned All-Big Ten Honorable Mention recognition from both the coaches and media in 2023.

PERSONAL

- Three-year letterwinner at Martin Luther King Jr. High School in Detroit, Mich., where he served as team captain and earned all-state honors in 2019.
- Helped his team capture a state championship as a sophomore in 2018, recording 64 tackles, two interceptions and one forced fumble.
- Also lettered in track and basketball.
- Son of Terrance Reed and LaToyia Johnson.
- Plays football in honor of his grandmother.

JAYLEN REED STATISTICS

POS: S HT: 6-0 WT: 212 LBS YEAR: 2ND ACQ: TR (HOU)-26 COLLEGE: PENN STATE BORN: 1/29/2003

REGULAR SEASON DEFENSIVE STATISTICS

			TACKLES					INTERCEPTIONS						MISCELLANEOUS				
Year	Team	G/S	TT	UT	A	S	YDS	NO	YDS	AVG	LG	TD	PD	FF	FR	YDS	TD	SPT
2025	Houston	7/1	13	8	5	0	0.0	0	0	0.0	0	0	0	0	1	0	0	1
Totals – 1 Year		**7/1**	**13**	**8**	**5**	**0**	**0.0**	**0**	**0**	**0.0**	**0**	**0**	**0**	**0**	**1**	**0**	**0**	**1**

POSTSEASON DEFENSIVE STATISTICS

			TACKLES					INTERCEPTIONS						MISCELLANEOUS				
Year	Team	G/S	TT	UT	A	S	YDS	NO	YDS	AVG	LG	TD	PD	FF	FR	YDS	TD	SPT
2025	Houston	2/2	5	1	4	0	0.0	0	0	0.0	0	0	0	0	0	0	0	0
Totals – 1 Year		**2/2**	**5**	**1**	**4**	**0**	**0.0**	**0**	**0**	**0.0**	**0**	**0**	**0**	**0**	**0**	**0**	**0**	**0**

WALTER **ROUSE**

72 | OFFENSIVE LINE

HT: 6-6 | **WT:** 314 | **Born:** 3/9/2001 **Exp. (NFL/Patriots):** 3/1
GP/GS (Playoffs): 8/0 (0/0) | **Acq:** TR (Min.)-26
College: Oklahoma | **Hometown:** Washington, D.C.

PLAYERS

CAREER TRANSACTIONS

Walter Rouse was acquired by the New England Patriots with a 2027 seventh-round draft pick in exchange for a 2027 sixth-round draft pick in a trade with the Minnesota Vikings on August 30, 2026 ... Originally drafted by Minnesota in the sixth round (177th overall) of the 2024 NFL Draft.

SEASONAL REVIEWS

2026 (0/0)

- Inactive at Seattle (9/9).

2025 (7/0 - MINNESOTA)

- Appeared in seven games, mostly on special teams.
- Was active but did not play at Seattle (11/30).
- Was inactive for eight games.
- Entered the game at left tackle when Christian Darrisaw left with an injury at Cleveland (10/5) in London.
- Entred the game vs. Atlanta (9/14) when Justin Skule left with an injury.

2024 (1/0, 0/0 - MINNESOTA)

- Spent the majority of the season as inactive until making his debut in a Week 13 matchup vs. Arizona (12/1) with 6 snaps on special teams.

COLLEGE

- Played five total seasons, his first three at Stanford (2019-21) and transferred to Oklahoma for his final two.
- Started all 13 games for the Sooners at left tackle in 2023 and didn't allow a sack in 480 pass-blocking attempts, leading to an All-Big 12 honorable mention.
- In 2022, Rouse played in and started 10 of the team's 12 games at left tackle, allowing just one penalty on 650 snaps and was named a finalist for the William V. Campbell Trophy.
- At Stanford, started 29 of his 30 games at left tackle and was named a freshman All-American by the Athletic (2019),and an All-Pac-12 honorable mention (2020) while only allowing 3 sacks on 460 pass-blocking snaps in 2021.

UPDATED STATISTICS

Click or scan on the QR Code to access updated statistical information.

PERSONAL

- Attended Sidwell Friends School in Washington, D.C., where he was ranked as a four-star prospect, the No. 34 tackle in America and No. 5 recruit in Maryland by Rivals.
- Helped lead Sidwell Friends to a football state championship in 2015 while being named a two-time first-team offensive tackle as a junior and senior (2017-18). Also competed in basketball, baseball and track, leading his high school basketball team to a conference title in 2017 and serving as a two-time captain.
- Is an Eagle Scout. Prior to being drafted, attended the Perelman School of Medicine Medical and Surgical program at University of Pennsylvania and completed Physician Scientist Training program: Biomedical Research Training at SMU after earning his undergraduate degree in biomedical engineering from Stanford.

BRENDEN SCHOOLER

41 | SAFETY

HT: 6-2 | **WT:** 210 | **Born:** 5/30/1997 | **Exp. (NFL/Patriots):** 5/5
GP/GS (Playoffs): 66/0 (4/0) | **Acq:** FA-22
College: Texas | **Hometown:** Dana Point, Calif.
PRO BOWL: 24

CAREER TRANSACTIONS

Brenden Schooler was signed by the New England Patriots as a rookie free agent on May 9, 2022.

SEASONAL REVIEWS

2026 (0/0)

- Placed on the non-football injury (NFI) list on Aug. 30.

2025 (16/0, 4/0)

- Played in 16 games as a pivotal part of the special teams unit and saw action on defense as well. Finished with 5 tackles on defense and matched his career high with 14 special teams tackles.
- Played in all four postseason games as a special teams ace and led the team with 6 special teams tackles.
- Named a team captain for the first time in his career.
- Saw action at safety at Buffalo (10/5), vs. the N.Y. Jets (11/19), at Baltimore (12/21) and at the N.Y. Jets (12/28).
- Finished with 3 special teams tackles vs. Carolina (9/28). Recorded one of his special teams tackles to pin the Panthers on the 1-yard line in the third quarter, helping the Patriots win the field position battle and turn it into a touchdown on the subsequent drive.
- Finished with his second game in 2025 with 3 special teams tackles at New Orleans (10/12).
- Had 2 special teams tackles at Tennessee (10/19) to push his 2025 totals to double digits, the third time he has reached double-digit special teams tackles.
- Left the game at Cincinnati (11/23) in the second quarter due to injury and was inactive vs. the N.Y. Giants (12/1) due to the injury. Returned to action vs. Buffalo (12/14).
- Logged a team-leading 3 special teams tackles in the Divisional Round vs. Houston (1/18/26).
- Recorded multiple special teams tackles for the second-straight game in the AFC Championship at Denver (1/25/26).

2024 (17/0)

- Played in all 17 games as a special teams ace and also saw action on defense at safety. Finished with 4 total tackles (2 solo, 2 assists), 2 sacks and 3 quarterback hits. Led the team with 9 special teams tackles and had 1 blocked punt.
- Named to the Associated Press All-Pro First Team as a special teamer. Was named to his first-career Pro Bowl as the AFC Special Teamer and to his second-career NFLPA All-Pro team. Also named to the PFWA All-NFL team for special teams.

UPDATED STATISTICS

Click or scan on the QR Code to access updated statistical information.

HONORS & AWARDS

2025: Team Captain
2024: PFWA All-NFL Team (special teams)
Associated Press All-Pro First Team
Pro Bowl (special teams)
NFLPA All-Pro Team (special teams)
Ron Burton Community Service Award Winner
2023: NFLPA All-Pro Team (special teams)
2022: PFWA All-Rookie Team (special teams)

- Played safety on defense in seven games for the first time in his career. Prior to those snaps, he saw action on defense for two Hail Mary attempts vs. Buffalo (10/22/23) and at Denver (12/24/23).
- Recorded a career-high 3 special teams tackles in the 16-10 win at Cincinnati on opening day (9/8).
- Blocked a punt in the second quarter vs. Miami (10/6), his first blocked kick since blocking a 49-yard field goal in the third quarter vs. Miami on Sept. 17, 2023. Marked the first

Patriots blocked punt since CB Jonathan Jones blocked a punt in the second quarter vs. Indianapolis on Nov. 6, 2022.

- Saw action at safety in the second quarter at Chicago (11/10) and pressured QB Caleb Williams on third-and-10 situation in the red zone to ultimately force a field goal. Had his first-career sack - at any level of his football career- in the third quarter on a 9-yard sack of Williams on a third-down play. Contributed to the team's total of 9 sacks, tied for the second-most in franchise history. Played a key role in limiting the Bears offense to 142 total yards, the Patriots' fewest yards allowed since Nov. 20, 2022, when they held the New York Jets to 103 yards.
- Saw snaps at safety at Miami (11/24), recording his second-career sack when he took down QB Tua Tagovailoa for a 7-yard loss in the fourth quarter.

2023 (17/0)

- Played in all 17 games and recorded a team-leading 13 special teams tackles, 2 fumble recoveries and 1 blocked field goal. His 13 special teams tackles were tied for the second-most in the NFL.
- Reached double-digit special teams tackles in 2023 with 13 for the second straight season.
- Was named to the NFLPA All-Pro Team on the special teams.
- Had at least 2 special teams tackles in three games.
    - vs. Buffalo (10/22)
    - at Miami (10/29)
    - vs. Washington (11/5)
- Contributed to the special teams unit vs. Miami (9/17) and blocked a 49-yard field goal attempt in the third quarter for his first career field goal block. Also had a strong rush that helped force a missed field goal later in the game on 55-yard attempt.
- Saw action on the final play of the game vs. Buffalo (10/22) on defense in a desperation Hail Mary attempt on the final play and recovered a fumble forced by LB Mack Wilson Sr. to seal the 29-25 win.
- Lined up for a second quarter punt return vs. Kansas City (12/17). It was the first time he lined up for a punt return in his career.
- Was in on the final play on defense in a Hail Mary attempt at Denver (12/24) in a 26-23 win. Recovered a muffed punt by Denver in the fourth quarter.

2022 (16/0)

- Made the 53-man roster as a rookie free agent and played in 16 regular season games exclusively on special teams, registering a team-high 14 special teams tackles, including 11 solo special teams tackles (tied for second in the NFL), and 2 fumble recoveries on the punt team.
- Named to the PFWA All-Rookie team as a special teams player.
- Was inactive due to injury at Buffalo (1/8).
- Made his NFL debut in the season opener at Miami (9/11). Played on the special teams unit.
- Recovered a fumble by WR Gunner Olszewski on a punt in the third quarter at Pittsburgh (9/18) to set up a first-and-goal situation for the Patriots on a series that ended with a 2-yard touchdown run by RB Damien Harris.
- Recorded his first special teams tackle at Green Bay (10/2).
- Recovered his second fumble on the punt return team when he recovered a muffed punt return by WR Chester Rogers in the fourth quarter at Cleveland (10/16). It gave the offense the ball on Cleveland's 19-yard line, where they scored on the very next play. Had two special teams solo tackles.
- Recovered CB Jonathan Jones blocked punt in the second quarter vs. Indianapolis (11/6) at the Indianapolis 8-yard line and returned it 6 yards to the 2-yard line. The drive resulted in a 3-yard touchdown pass from QB Mac Jones to RB Rhamondre Stevenson. Also had 2 special teams tackles.
- Made a key block in DB Marcus Jones 84-yard game-winning punt return for a touchdown vs. N.Y. Jets (11/20). Had one solo tackle.

COLLEGE

- Started his college career at Oregon where he played safety and made 74 total tackles with 4 interceptions. Moved to wide receiver and caught 20 passes for 274 yards as a sophomore.
- Transferred to Arizona but when the PAC-12 suspended games, he moved to Texas.
- He transferred to Texas as a graduate transfer where he played receiver for 1 season before moving back to safety in 2021.
- Had a total of 143 tackles and four interceptions and 55 receptions for 661 yards during his career.
- Earned PAC-12 All-Conference First Team honors in 2017 and 2018 for his special teams contributions.

PERSONAL

- Played his senior season of high school football at Mission Viejo in 2015 after playing at Trabuco Hills High School.
- Spent his first two high school seasons at Dana Hills High School.

BRENDEN SCHOOLER **STATISTICS**

POS: S HT: 6-2 WT: 210 LBS YEAR: 5TH ACQ: FA-22 COLLEGE: TEXAS BORN: 5/30/97

REGULAR SEASON DEFENSIVE STATISTICS

			TACKLES					INTERCEPTIONS						MISCELLANEOUS				
Year	*Team*	*G/S*	*TT*	*UT*	*A*	*S*	*YDS*	*NO*	*YDS*	*AVG*	*LG*	*TD*	*PD*	*FF*	*FR*	*YDS*	*TD*	*SPT*
2022	Patriots	16/0	0	0	0	0.0	0.0	0	0	0.0	0	0	0	0	0	0	0	14
2023	Patriots	17/0	0	0	0	0.0	0.0	0	0	0.0	0	0	0	0	1	0	0	13
2024	Patriots	17/0	4	2	2	2.0	16.0	0	0	0.0	0	0	0	0	0	0	0	9
2025	Patriots	16/0	5	3	2	0.0	0.0	0	0	0.0	0	0	0	0	0	0	0	14
Totals – 4 Years		**66/0**	**9**	**5**	**4**	**2.0**	**16.0**	**0**	**0**	**0.0**	**0**	**0**	**0**	**0**	**1**	**0**	**0**	**50**

Additional Statistics: 3 Special Teams Fumble Recoveries- at Pittsburgh (9/18/22), at Cleveland (10/16/22) and at Denver (12/24/23). 2 Blocked Kicks - Field Goal vs. Miami (9/17/23) and Punt vs. Miami (10/6/24).

POSTSEASON DEFENSIVE STATISTICS

			TACKLES					INTERCEPTIONS						MISCELLANEOUS				
Year	*Team*	*G/S*	*TT*	*UT*	*A*	*S*	*YDS*	*NO*	*YDS*	*AVG*	*LG*	*TD*	*PD*	*FF*	*FR*	*YDS*	*TD*	*SPT*
2025	Patriots	4/0	0	0	0	0.0	0.0	0	0	0	0	0	0	0	0	0	0	6
Totals – 1 Year		**0/0**	**0**	**0**	**0**	**0.0**	**0.0**	**0**	**0**	**0.0**	**0**	**0**	**0**	**0**	**0**	**0**	**0**	**6**

ROBERT SPILLANE

14 | LINEBACKER

HT: 6-1 | **WT:** 234 | **Born:** 12/14/1995 | **Exp. (NFL/Patriots):** 8/2
GP/GS (Playoffs): 100/64 (6/6) | **Acq:** UFA (LV)-25
College: Western Michigan | **Hometown:** Oak Park, Ill.

PRONOUNCED spuh-LANE

CAREER TRANSACTIONS

Robert Spillane was signed by the New England Patriots as an unrestricted free agent from Las Vegas on March 13, 2025 ... Originally signed by Tennessee as a rookie free agent (5/14/18) ... Released by Tennessee (9/1/18) ... Signed by Tennessee to the practice squad (9/2/18) ... Signed by Tennessee to the 53-man roster from the practice squad (10/9/18) ... Released by Tennessee (10/29/18) ... Signed by Pittsburgh as a free agent (2/8/19) ... Released by Pittsburgh (8/31/19) ... Signed by Pittsburgh to the practice squad (9/1/19) ... Released by Pittsburgh from the practice squad (9/25/19) ... Signed by Pittsburgh to the practice squad (10/8/19) ... Signed by Pittsburgh to the 53-man roster from the practice squad (11/5/19) ... Re-signed by Pittsburgh as an exclusive-rights free agent (3/24/21) ... Re-signed by Pittsburgh as a restricted free agent (4/8/22) ... Signed by Las Vegas as an unrestricted free agent from Pittsburgh (3/16/23).

CAREER HIGHLIGHTS

- Recorded over 100 tackles in back-to-back seasons: 158 in 2024 and 148 in 2023.
- Spillane's 158 tackles in 2024 set a Raiders single-season record and ranked third in the NFL.
- His 3 interceptions in 2023 tied for fourth in the league among linebackers and were also the most in a single season by a Raiders linebacker since 2007 (Kirk Morrison, 4).
- In 2023, Spillane became the only player in Raiders history (since 1987) to record 100+ tackles, 3.0-plus sacks and 3-plus interceptions in a single season.
- Owns 480 tackles since the beginning of the 2022 season, the third most in the NFL among undrafted defenders, behind only Chicago's LB T.J. Edwards (508) and Pittsburgh Steelers LB Alex Singleton (493).
- Played under Mike Vrabel in Tennessee in 2018.

SEASONAL REVIEWS

2026 (1/1)

- Named a team captain for the fourth consecutive year and second time as a Patriot.
- Started his 100th career game in Week 1 at Seattle (9/9) and led the defense with 8 tackles.

2025 (13/13, 4/4)

- Started all 13 games he played in and led the team with 97 tackles. Added 1 sack, 2 interceptions, 5 passes defensed and 1 forced fumble.
- Started all four postseason games and registered 18 tackles (6 solo, 12 assists) and 2 passes defensed.
- Named a team captain for the third straight year after serv-

UPDATED STATISTICS

Click or scan on the QR Code to access updated statistical information.

HONORS & AWARDS

2026: Team Captain
2025: Team Captain
2024: Team Captain
2023: Team Captain
AFC Defensive Player of the Week (Wk. 10)

FAMILY TIES

Spillane is the grandson of RB Johnny Lattner, the 1953 Heisman Trophy winner. Lattner secured the award in his senior season at Notre Dame, after he rushed for 651 yards (4.9-yard average) and 9 touchdowns, in addition to catching 14 passes for 204 yards. He had 2 touchdowns off of just 10 kickoff returns and saw some action on defense, recording 4 interceptions in the Irish's 9-0-1 campaign. Notre Dame finished second in the AP Poll in 1953 behind Maryland. Lattner played one season in the NFL with Pittsburgh after he was selected seventh overall in the 1954 NFL Draft. Spillane wears No. 14 to honor Lattner, who wore No. 14 at Notre Dame.

RACKING UP TACKLES

- Spillane had one of his 22-career 10-tackle games after finishing with 15 total tackles vs. Pittsburgh (9/21/25). His 15 total tackles were the second most of his career. He had a career-high 16 total tackles in the last game of the 2024 season vs. the L.A. Chargers (1/5/25) when he played for Las Vegas. He has four 10-plus tackle games in 2025 and has had 22 career 10-tackle games in his career.

SPILLANE'S HIGHEST TACKLE TOTALS

Tackles	*Game*
16	vs. L.A. Chargers (1/5/25)
15	vs. Pittsburgh (9/21/25)
14	at Buffalo (9/17/23)
13	at Kansas City (12/26/21)
13	at Miami (11/19/23)

ing the last two years as a team captain with Las Vegas.

- Had four games with at least 10 tackles:
  - Week 3 vs. Pittsburgh (15)
  - Week 4 vs. Carolina (10)
  - Week 6 at New Orleans (11)
  - Week 8 vs. Cleveland (14)
- Recorded his first sack as a Patriot at Miami (9/14) when he forced QB Tua Tagovailoa out of bounds on a third-and-12 situation in the fourth quarter. The play set up the game-sealing sack by DT Milton Williams immediately after, securing the 33-27 victory for New England.
- Logged 15 tackles (10 solo), 1 interception, 1 pass defensed and 1 tackle for loss vs. Pittsburgh (9/21). He became the only Patriot to record those stats since 2000 and the 10th player in the NFL to do so since 2000. It was his first interception as a Patriot, coming on a QB Aaron Rodgers pass in the third quarter, which he returned 37 yards, the longest interception return of his career. It was also the second-most tackles he has recorded in a game, with his career high of 16 coming vs. the L.A. Chargers on Jan. 5, 2025.
- Finished with 10 tackles (4 solo) vs. Carolina (9/28), his second-consecutive game with double-digit tackles. He became the first Patriots player with consecutive 10-tackle games since LB Ja'Whaun Bentley had a streak of three-straight games with 10 or more tackles in 2022 with 10 tackles at Arizona (12/12), 10 tackles at Las Vegas (12/18) and 11 tackles vs. Cincinnati (12/24).
- Finished with a game-high 8 tackles and a forced a fumble at Buffalo (10/5) after a short reception by WR Keon Coleman that was recovered by S Jaylinn Hawkins at the Buffalo 10-yard line in the first quarter to set up a 30-yard field goal.
- Had his second interception of the season vs. Cleveland (10/26) when he picked off QB Dillon Gabriel in the third quarter on a pass intended for TE David Njoku and returned it 31 yards, helping to set up a 1-yard touchdown pass from QB Drake Maye to WR Stefon Diggs. Became the first Patriots linebacker with 2 interceptions in a single season since LB Jahlani Tavai had 2 interceptions in 2023. Also had his fourth game in 2025 with 10-plus tackles after finishing with a team-leading 14.
- Dressed but did not play vs. Buffalo (12/14) due to a foot injury that limited him during the practice week.
- Inactive at Baltimore (12/21), at the N.Y. Jets (12/18) and vs. Miami (1/4) due to injury.
- Returned to play vs. the L.A. Chargers (1/11/26) in the Wild Card Round, finishing with 6 tackles (2 solo) and 1 pass defensed.
- Logged 2 tackles before leaving the AFC Championship at Denver (1/25/26) in the first quarter with an ankle injury.
- Returned to action in Super Bowl LX vs. Seattle (2/8/26) after suffering an injury early in the AFC Championship Game at Denver (1/25/26).

2024 (17/17 - LAS VEGAS)

- Started all 17 games and finished with a career-high and Raiders single-season record 158 tackles (91 solo, 67 assists), 2 sacks, 2 interceptions, a career-high 7 passes defensed and 3 quarterback hits. Had eight games with 10-plus tackles, a career high.
- Intercepted QB Lamar Jackson on a pass intended for WR Rashod Bateman in the third quarter at Baltimore (9/15), which led to a 1-yard rushing touchdown by RB Alexander Mattison in the 26-23 victory.
- Brought down QB Andy Dalton for a 6-yard loss in the second quarter vs. Carolina (9/22).
- Intercepted QB Kirk Cousins in the third quarter vs. Atlanta (12/16) on a pass intended for WR Charlie Woerner.
- Sacked QB Spencer Rattler for a 10-yard loss in the third quarter at New Orleans (12/29) to force a punt in the 25-10 victory.
- Recorded a single-game career high 16 total tackles (6 solo, 10 assists) vs. the L.A. Chargers (1/5).

2023 (17/17 - LAS VEGAS)

- Started in all 17 games, finishing with 148 total tackles (82 solo, 66 assists), a career-high 3½ sacks, a career-high 3 interceptions, 4 passes defensed, 4 quarterback hits, 1 forced fumble and 1 fumble recovery. The 148 tackles in 2023 were the 10th most in the NFL, and his 3 interceptions ranked fourth in the league among linebackers. His 3 interceptions were also the most in a single season by a Raiders linebacker since 2007 (Kirk Morrison, 4).
- In coverage, allowed just a 78.8 passer rating to opposing quarterbacks, the seventh lowest mark among linebackers in the NFL (min. 40 targets). Was one of just four linebackers in the NFL and just the fourth player in Raiders history (since 1982) to record 3.0+ sacks and 3+ interceptions in a single season.
- Logged six games with 10-plus tackles, tied for the fourth most double-digit tackle games in a single season in Raiders franchise history.
- Totaled 9 tackles (7 solo, 2 assists), 2 interceptions and 2 passes defensed in a 17-13 victory vs. Green Bay (10/9), notching his first game with multiple interceptions, becoming the first Raiders defender since 2020 (S Jeff Heath, 11/15/20) to record 2 interceptions in a single game. Also became the first Raiders linebacker to have 2 interceptions in a single game since 2001 (William Thomas, 12/15/01 at SD). The first interception came on a pass from QB Jordan Love intended for WR Romeo Doubs in the second quarter, which Spillane returned 24 yards to the Green Bay 7-yard line to help set up a 26-yard field goal by K Daniel Carlson. The second was on a pass by Love intended for WR Christian Watson in the fourth quarter, which he returned 4 yards to the Las Vegas 42-yard line.
- Recovered a fumble by RB Josh Reynolds that was forced by LB Luke Masterson in the first quarter at Detroit (10/30).
- Tied for the team lead with 7 total tackles (4 solo, 3 assists) and added 1 sack, 1 pass defensed and 1 interception (25 INT return yards), becoming the first Raiders defender since 2016 (Khalil Mack, 11/27/16 vs. CAR) to record 1.0-plus sack and 1-plus interception in a single game. The interception came on a pass from QB Zach Wilson intended for WR Allen Lazard in the fourth quarter to help seal the 16-12 victory. Earned Week 10 AFC Defensive Player of the Week for his performance.
- Tied for the team lead with 10 total tackles (7 solo, 3 assists) and added 1.0 sack, 2 tackles for loss and a quarterback hit vs. Minnesota (12/10), notching his fourth game

with 10-plus tackles.

- Finished with a team-high 12 tackles (5 solo, 7 assists), registering his sixth game with 10-plus total tackles vs. Denver (1/7).

2022 (16/5 - PITTSBURGH)

- Played in 16 games with five starts at linebacker, finishing with 77 tackles (50 solo, 27 assists), 1 sack, 4 passes defensed and 2 quarterback hits. Recorded 5 or more tackles in nine games.
- Sacked QB Joe Burrow at Cincinnati (9/11) in the second quarter of a 23-20 overtime victory on opening weekend.
- Made his first start at linebacker vs. New Orleans (11/13) and tallied 7 tackles (5 solo, 2 assists).
- Recorded a season-high 12 tackles (7 solo, 5 assists) vs. Las Vegas (12/24).

2021 (14/4, 1/1 - PITTSBURGH)

- Played in 14 games with four starts and totaled 45 tackles (23 solo, 22 assists) with a career-high 11 special teams tackles.
- Finished with 10 tackles (7 solo, 3 assists) vs. Las Vegas (9/19), his second career game with 10-plus tackles. Added 2 tackles on special teams.
- Recorded a then single-game career high 13 tackles at Kansas City (12/26).
- Started at linebacker in the Wild Card Round at Kansas City (1/16) and recorded 5 tackles.

2020 (12/7, 1/1 - PITTSBURGH)

- Played in 12 games with seven starts, totaling 43 tackles (37 solo, 6 assists), 4 passes defensed, 2 sacks, 1 fumble recovery and 1 interception returned for a touchdown.
- Made his first career start at linebacker at Tennessee (10/25) and recorded three tackles (2 solo, 1 assist).
- Started at linebacker at Baltimore (11/1) and registered his first career interception and first career touchdown, picking off QB Lamar Jackson at the Pittsburgh 33-yard line and returning it for a touchdown. Finished with a season-high 11 tackles (10 solo, 1 assist), 1 forced fumble and 2 passes defensed. Recovered a fumble by Jackson that was forced by S Minkah Fitzpatrick in the fourth quarter in the 28-24 victory.
- Totaled five tackles and his first career solo sack at Buffalo (11/1).
- Registered 5 tackles (4 solo, 1 assist) and his first career sack, a 6-yard take-down of QB Joe Burrow in the fourth quarter, vs. Cincinnati (11/15) in a 36-10 victory.
- Compiled 3 tackles (2 tackles, 1 solo), 2 passes defensed and a 9-yard sack of QB Alex Smith in the first quarter vs. Washington (12/7).
- Started in the Wild Card Round vs. Cleveland (1/10) and registered 9 tackles (6 solo, 3 assists).

2019 (8/0 - PITTSBURGH)

- Spent training camp in Pittsburgh before being signed to the practice squad, where he began the season.
- Signed to the 53-man roster on Nov. 5.
- Appeared in eight games as a primary contributor on special teams, where he recorded 10 tackles.
- Registered 2 special teams tackles in his first game in a Steelers uniform vs. Los Angeles (11/10).
- Totaled a season-high 4 special teams tackles at Cincinnati (11/24).

2018 (2/0 - TENNESSEE)

- Signed by Tennessee as a rookie free agent.
- After being released after training camp, began the season on the Titans' practice squad before signing to the active roster for two games.
- Made his NFL debut vs. Baltimore (10/14), seeing action on special teams.
- Saw action on special teams in second career game at Los Angeles (10/21), then was released on Oct. 29.

COLLEGE

- In four years at Western Michigan (2014-17), recorded 312 total tackles, 32 and 1/2 tackles for loss, 10 sacks, four interceptions, five passes defensed, two fumble recoveries and three forced fumbles, earning All Mid-American Conference Second Team honors in both his junior and senior seasons.
- As a senior in 2017, registered four games with 10 or more tackles.
- Returned a 35-yard interception for a touchdown against Kent State (11/8/17), the only touchdown of his career.
- Led the team with 105 tackles, nine tackles for loss, two sacks, two forced fumbles and three interceptions as a junior.
- Named a four-time MAC West Defensive Player of the Week in 2016 as a junior.
- Totaled a career high 14 tackles vs. Eastern Michigan (10/22/16).

PERSONAL

- Attended Fenwick High School in Oak Park, Ill., where he registered 13 total touchdowns as a junior for a total of 1,162 all-purpose yards.
- Rated as a three-star recruit by ESPN, Rivals, and 247 Sports, coming in as the 29th best recruit in the state of Illinois.
- High school team advanced to the second round of the Illinois state playoffs.
- Grandfather, John Lattner, won the 1953 Heisman Trophy as a halfback at Notre Dame.

ROBERT SPILLANE **STATISTICS**

POS: LB HT: 6-1 WT: 234 LBS YEAR: 8TH ACQ: UFA-25 (LV) COLLEGE: WESTERN MICHIGAN BORN: 12/14/1995

REGULAR SEASON DEFENSIVE STATISTICS

			TACKLES					*INTERCEPTIONS*						*MISCELLANEOUS*				
Year	***Team***	***G/S***	***TT***	***UT***	***A***	***S***	***YDS***	***NO***	***YDS***	***AVG***	***LG***	***TD***	***PD***	***FF***	***FR***	***YDS***	***TD***	***SPT***
2018	Titans	2/0	0	0	0	0.0	0.0	0	0	0.0	0	0	0	0	0	0	0	0
2019	Steelers	8/0	1	1	0	0.0	0.0	0	0	0.0	0	0	0	0	0	0	0	10
2020	Steelers	12/7	43	37	6	2.0	15.0	1	33	33.0	33t	1	4	0	1	0	0	2
2021	Steelers	14/4	45	23	22	0.0	0.0	0	0	0.0	0	0	0	0	0	0	0	11
2022	Steelers	16/5	77	50	27	1.0	0.0	0	0	0.0	0	0	4	0	0	0	0	2
2023	Raiders	17/17	148	82	66	3.5	15.0	3	53	17.7	25	0	4	1	1	0	0	0
2024	Raiders	17/17	158	91	67	2.0	16.0	2	0	0.0	0	0	7	0	0	0	0	0
2025	Patriots	13/13	97	48	49	1.0	0.0	2	70	35.0	37	0	5	1	0	0	0	0
Totals – 8 Years		**99/63**	**569**	**332**	**237**	**9.5**	**46.0**	**8**	**156**	**19.5**	**37**	**1**	**24**	**2**	**2**	**0**	**0**	**25**

POSTSEASON DEFENSIVE STATISTICS

			TACKLES					*INTERCEPTIONS*						*MISCELLANEOUS*				
Year	***Team***	***G/S***	***TT***	***UT***	***A***	***S***	***YDS***	***NO***	***YDS***	***AVG***	***LG***	***TD***	***PD***	***FF***	***FR***	***YDS***	***TD***	***SPT***
2020	Steelers	1/1	9	6	3	0.0	0.0	0	0	0.0	0	0	0	0	0	0	0	0
2021	Steelers	1/1	5	5	0	0.0	0.0	0	0	0.0	0	0	0	0	0	0	0	0
2025	Patriots	4/4	18	6	12	0.0	0.0	0	0	0.0	0	0	2	0	0	0	0	0
Totals – 3 Years		**6/6**	**32**	**17**	**15**	**0.0**	**0.0**	**0**	**0**	**0.0**	**0**	**0**	**2**	**0**	**0**	**0**	**0**	**0**

RHAMONDRE **STEVENSON**

38 | RUNNING BACK

HT: 6-0 | **WT:** 227 | **Born:** 2/23/1998 **Exp. (NFL/Patriots):** 6/6
GP/GS (Playoffs): 71/49 (5/4) **Acq:** D4-21 (120th)
College: Oklahoma | **Hometown:** Las Vegas, Nev.

PLAYERS

PRONOUNCED ruh-MON-dray

CAREER TRANSACTIONS

Rhamondre Stevenson was drafted by the New England Patriots in the fourth round (120th overall) of the 2021 NFL Draft.

CAREER HIGHLIGHTS

- First player in franchise history with 700-plus scrimmage yards in each of his first five seasons: 729 in 2021, 1,461 in 2022, 857 in 2023, 969 in 2024 and 948 in 2025. Former Patriots Curtis Martin, John Stephens and Tony Collins had 700-plus scrimmage yards in each of their first three seasons.
- Became the ninth Patriots player to reach 3,000 rushing yards after finishing with 69 yards at Arizona (12/15/24). His total career rushing yards stands at 3,669 yards, fifth in team history.

SEASONAL REVIEWS

2026 (1/1)

- Led the team in both rushing and receiving at Seattle (9/9), finishing with 18 carries for 51 yards and 5 receptions for 44 yards for a total of 95 scrimmage yards.

2025 (14/13, 4/4)

- Played in 14 games with 13 starts and finished with 130 rushing attempts for 603 yards and 7 touchdowns, along with 32 receptions for 345 yards and 2 touchdowns. Set a career high with 9 total touchdowns. Added 2 kickoff returns for 40 yards.
- Started all four postseason games and accumulated 58 rushing attempts for 217 yards and 12 receptions for 126 yards and 1 touchdown.
- Moved into fifth place on the team's all-time rushing list with 3,669 yards.
- Caught a 55-yard reception from QB Drake Maye in the third quarter at Miami (9/14), the longest reception of his career. His previous best was a 41-yard reception from QB Mac Jones on Nov. 7, 2021 at Carolina. It is the longest reception by a Patriots running back since RB James White had a 59-yard reception vs. Cleveland on Nov. 27, 2019. Also set a career-high in receiving yards with 88 yards. His previous high was 76 yards receiving at Minnesota on Nov. 24, 2022. Finished the game as the leading rusher and leading receiver with 11 carries for 54 yards and 5 receptions for 88 yards. Also capitalized on a 2-point conversion attempt in the third quarter after a 6-yard rushing touchdown by QB Drake Maye.
- Scored his first touchdowns of the season at Buffalo (10/5). He culminated a 5-play, 74-yard drive with his first touchdown of the season on a 4-yard run in the third quarter. He scored his second touchdown on a 7-yard run to finish an 11-play, 90-yard drive in the fourth quarter. Also at Buffalo, Stevenson returned the first kickoff of his career for 23 yards in the third quarter when he filled in for RB Antonio Gibson, who was out with an injury. He finished with 2 kickoff returns for 40 yards.
- Scored on a 4-yard touchdown run in the third quarter at Tennessee (10/19). Helped produce 17% of the offensive yardage, as the team totaled 175 rushing yards on 36 carries for a 4.9-yard average, the highest total since gaining

UPDATED STATISTICS

Click or scan on the QR Code to access updated statistical information.

VIDEO FEATURE

Follow Rhamondre Stevenson's journey to the NFL from not being eligible for a NCAA scholarship due to grades, to working at Walmart, to JUCO, then to being an honor roll student and standout running back at Oklahoma, to being drafted by the Patriots in the fourth round of the 2021 Draft.

HONORS AND AWARDS

2025: AFC Offensive Player of the Week (Week 18)

EXTRA POINTS

- While in high school, RB Rhamondre Stevenson started gaining attention for the impressive stats he posted as a junior. Unfortunately, due to his grades, Stevenson was academically ineligible to receive a football scholarship despite being recruited. Following his senior year of high school, Stevenson took a year off from football working part-time jobs at Wal-Mart and Jimmy John's. But after a year away, he decided to follow a group of his friends and enroll in Cerritos Community College. During his time at Cerritos, he shared a two-bedroom apartment with up to six other guys at times and rode his bicycle 20 minutes to and from practice every day. After putting up monster stats in his second season at Cerriots, he committed to Oklahoma. Oklahoma led him to the 2021 NFL Draft where in the fourth round on the third day the Patriots selected Stevenson. In addition he worked on his academics and made the Dean's List while at Oklahoma.

FIVE FOR 700

Stevenson is the first player in franchise history with 700-plus scrimmage yards in each of his first five seasons: 729 in 2021, 1,461 in 2022, 857 in 2023, 969 in 2024 and 948 in 2025. Former Patriots Curtis Martin, John Stephens and Tony Collins had 700-plus scrimmage yards in each of their first three seasons.

FIFTH ALL-TIME

RB Rhamondre Stevenson moved into 5th place in team history with 3,669 rushing yards. Stevenson needs 131 yards to move past Curtis Martin (3,799) into 4th place.

SINGLE-GAME CAREER HIGHS

REGULAR SEASON:

Attempts:	25	at Cincinnati (9/8/2024)
		vs. Detroit (10/9/22)
Rushing Yards:	172	at Las Vegas (12/18/22)
Rushing TDs:	2	Six Times: Most Recent:
		vs. Miami (1/4/26)
Total TDs:	3	vs. Miami (1/4/26)
Longest Run:	64t:	vs Washington (11/05/23)
Receptions:	9	at Minnesota (11/24/22)
Receiving Yards:	88	at Miami (9/14/25)
Longest Reception:	55	at Miami (9/14/25)

200 yards vs. Indianapolis on Dec. 1, 2024.

- Missed the games vs. Atlanta (11/2), at Tampa Bay (11/9) and vs. the N.Y. Jets (11/13) due to injury. Returned to action at Cincinnati (11/23) after missing three games.
- Scored on a 21-yard run with 2:15 left to play at Baltimore (12/21) to give the Patriots a 28-24 lead and help seal the victory. He finished with 8 rushes for 51 yards (6.4 avg.) and a touchdown, along with 2 receptions for 27 yards (13.5 avg.). Converted a 2-point play after WR Kyle Williams' 37-yard touchdown from QB Drake Maye earlier in the fourth quarter to pull within 3 points of the Ravens. Also took direct snaps in the wildcat formation in the first quarter.
- Named AFC Offensive Player of the Week after he finished with 7 rushing attempts for 131 yards with 2 rushing touchdowns and an 18.7-yard average vs. Miami (1/4/26), his sixth 100-yard rushing game of his career and his first of the season. He also tallied 2 receptions for 22 yards and a touchdown for 3 total touchdowns on the day, a career high. It was also his second-straight game with both a rushing and receiving touchdown and the third time he has done so in a single game in his career.
- Made his first postseason start in the Wild Card Round vs. the L.A. Chargers (1/11/26), producing 10 rushes for 52 yards (5.3 avg.) and 3 receptions for 75 yards (25.0 avg.) for a total of 128 scrimmage yards. He had a 48-yard reception from QB Drake Maye in the first quarter, the longest reception by a running back in Patriots postseason history and the first 40-yard reception by a Patriots running back in the postseason since Rex Burkhead caught a 46-yard pass from QB Tom Brady in Super Bowl LII vs. Philadelphia. He also became the first Patriot with at least 125 scrimmage yards in a postseason game since WR Julian Edelman had 149 scrimmage yards vs. the L.A. Rams in Super Bowl LIII. Stevenson is just the third Patriot to have 50 rushing yards and 50 receiving yards in a playoff game, joining RB Dion Lewis (1/13/18 vs. Tennessee) and TE Aaron Hernandez (1/14/12 vs. Denver).
- After scoring a touchdown in Super Bowl LX vs. Seattle (2/8/26) on a 7-yard pass from QB Drake Maye, he became the 11th player and fifth running back in team history to accumulate 300 scrimmage yards and 1 touchdown in a single postseason.

2024 (15/14)

CATCHING IN 2022

- Stevenson finished the 2022 season with a team-leading 69 receptions, the fourth-most by a running back in team history.

MOST RECEPTIONS IN A SEASON BY A PATRIOTS RUNNING BACK

Player	*Year*	*Receptions*
James White	2018	87
Tony Collins	1986	77
James White	2019	72
Rhamondre Stevenson	**2022**	**69**
Leroy Thompson	1994	65

PATRIOTS RUNNING BACKS WHO LED THE TEAM IN RECEPTIONS

2023 - Ezekiel Elliott with 51 receptions
2022 – Rhamondre Stevenson with 69 receptions
2018 – James White with 87 receptions
1988 – Reggie Dupard with 34 receptions
1987 – Tony Collins with 44 receptions
1985 – Tony Collins with 52 receptions
1977 – Sam Cunningham with 42 receptions
1976 – Andy Johnson with 29 receptions
1974 – Mack Herron with 38 receptions
1969 – Carl Garrett with 29 receptions

MOST RECEPTIONS BY AN NFL RUNNING BACK IN 2022

Player	*Receptions*
Austin Ekeler	107
Christian McCaffrey	85
Leonard Fournette	73
Rhamondre Stevenson	**69**

MOST RECEIVING YARDS BY A RUNNING BACK IN 2022

Player	*Receiving Yards*
Christian McCaffrey	741
Austin Ekeler	722
Leonard Fournette	523
Jerick McKinnon	512
Alvin Kamara	490
Joe Mixon	441
Rhamondre Stevenson	**421**
Josh Jacobs	400

- Played in 15 games with 14 starts and finished with 207 rushing attempts for 801 yards and a career-high 7 rushing touchdowns. Added 33 receptions for 168 yards and 1 touchdown. Also converted two 2-point plays on pass plays vs. the New York Jets (10/27) and at Miami (11/24).
- Inactive vs. Houston (10/13) and dressed but did not play vs. Buffalo (1/5/25).
- Recorded his fifth-career 100-yard rushing performance at Cincinnati (9/8) after rushing for 120 yards, the third most yards in his career. Tied his career-high in rushing attempts (25).
- Ran for 81 yards on 21 attempts vs. Seattle (9/15), including a 1-yard touchdown run from he Wildcat formation in the fourth quarter.
- Scored on a 33-yard touchdown run in the first quarter vs. Miami (10/6), the fourth 30-yard touchdown run of his career and third-longest touchdown run of his career behind a 64- yard rushing touchdown vs. Washington on Nov. 5, 2023, and a 34-yard rushing touchdown run at Las Vegas on Dec. 18, 2022. The first 30-yard touchdown run of his career was a 31-yarder at Cleveland on Oct. 16, 2022.
- Rushed for two touchdowns in the win vs. the New York Jets (10/27), adding a 3-yard touchdown in the third quarter and a 1-yard game-winning touchdown in the fourth quarter. Added a 2-point conversion on a reception from QB Jacoby Brissett for a career-high 14 total points. The game-winning touchdown and 2-point conversion were the first points scored by New England with less than 2 minutes left in regulation in 2024. Recorded his fourth-career 2-touchdown game, his first since a Week 6 matchup at Cleveland on October 16, 2022.
- Set a career-high in rushing touchdowns in a season at Tennessee (11/3) when he scored on a 1-yard run in the third quarter, his sixth of the season. Added his second-career receiving touchdown on a 5-yard pass from QB Drake Maye on a third-and-5 situation with four seconds remaining in the fourth quarter to force overtime. Recorded his second-consecutive 2-touchdown game and the fifth 2-touchdown game of his career.
- Finished with 73 yards rushing on 18 attempts with a long of 32 yards and an average of 4.1 yards per carry vs. Indianapolis (12/1), playing a significant role in helping the team reach 200 yards rushing, the Patriots' highest rushing total since Dec. 18, 2022, at Las Vegas. Moved past RB LeGarrette Blount (2,917) into 10th place on New England's all-time list for rushing yards, reaching the milestone on a 7-yard run in the fourth quarter. Broke free for a 32-yard run in the first quarter for his second 30-yard run of the season and his seventh-career run of over 30 yards.
- Became the ninth Patriots player to reach 3,000 rushing yards after finishing with 69 yards at Arizona (12/15). Moved past Larry Garron (2,981) into ninth place on New England's all-time rushing list.
- Scored on a 14-yard run in the second quarter at Buffalo (12/22) for his seventh rushing touchdown of the season. Had 5 rushing touchdowns in 2021 and 2022. Now has 8 total touchdowns after catching a 5-yard receiving touchdown at Tennessee on Nov. 3.

2023 (12/12)

- Played and started in 12 games and recorded 619 rushing yards on 156 carries (4.0 avg) with 4 rushing touchdowns and 238 receiving yards on 38 receptions.
- Was inactive due to injury for three games of the season - at Pittsburgh (12/7), vs. Kansas City (12/17) and at Denver (12/24) - before being placed on injured reserve on Dec. 27.
- Compiled three straight games with 100 total yards:
    - Week 9 vs. Washington (129 - 87 rush, 42 rec.)
    - Week 12 vs. Indianapolis (102 - 88 rush, 14 rec.)
    - Week 13 at N.Y. Giants (107 - 98 rush, 9 rec.)
- Started a crucial 2-minute drive in the fourth quarter with a 34-yard reception and had a 10-yard rush that put the Patriots inside the Bills 10-yard line, which led to a TE Mike Gesicki touchdown to take the lead with 12 seconds left in the game vs. Buffalo (10/22) in a 29-25 win.
- Took a handoff from QB Mac Jones on a 1st-and-10 in the second quarter vs. Washington (11/5) where he took it 64 yards for a touchdown. It marked his longest career rush and rushing touchdown and gave the Patriots a 17-10 lead. He now has three touchdown runs of at least 30 yards in his career. Finished the game with 9 carries for 87 yards for a 9.7-yard average, the highest average of his career and the third time he has at least a 9.0-yard average.
- Had a season-high 98 yards rushing at New York Giants (11/26), and with 9 receiving yards, he finished with 107 scrimmage yards and a touchdown that came in the third quarter. He became only the second Patriots player in the last 10 seasons to have three straight games of at least 100 yards from scrimmage.
- Was injured in the first quarter vs. Los Angeles Chargers (12/3) and did not return.

2022 (17/7)

- Played in 17 games with seven starts at running back and recorded career highs with 210 carries for 1,040 yards with 5 touchdowns. Also registered 69 receptions for 421 yards and 1 receiving touchdown.
- Reached 1,000 yards rushing for the first time in his career, the 17th time in team history that the team had a player reach 1,000 yards in a season.
- Had a team-leading 69 receptions, the fourth-most by a running back in team history. It is the ninth time in team history that a running back has led the team in receptions in a season.
- His 69 receptions were fourth among running backs in 2022 and his 421 receiving yards were seventh among all running backs.
- Had two 100-yard games:
    - Week 5 vs. Detroit (161)
    - Week 14 at Las Vegas (172)
- Had four 30-yard runs, including a 34-yard touchdown run at Las Vegas (12/18) and a 31-yard touchdown run at Cleveland (10/16).
- Finished with 25 rushing attempts for 161 yards for a 6.4-yard average vs. Detroit (10/9). Had 27 overall offensive touches with 25 rushing attempts and two receptions. It is the most offensive touches since RB Dion Lewis had 32 offensive touches with 26 rushing attempts and 6 receptions

on Dec. 31, 2017 vs. the New York Jets.

- Scored on a 31-yard touchdown run in the second quarter at Cleveland (10/16). It was his second straight week with a 30-yard run. Had his third two-touchdown game, including his second against Cleveland. In addition to the 31-yard touchdown run, he also had a 6-yard touchdown run in the fourth quarter.
- Had 15 carries for 60 yards rushing vs. Indianapolis (11/6). Recorded his first career receiving touchdown with a 3-yard pass from QB Mac Jones in the second quarter.
- Had 15 rushing attempts for 26 yards vs. N.Y. Jets (11/20).
- Set career highs in receptions and receiving yards at Minnesota (11/24) after finishing with 9 receptions for 76 yards. His previous high in receptions was 8 vs. Chicago (10/24) and his previous high in receiving yards was 72 yards at N.Y. Jets (10/30/22).
- Went over 100 yards for the second time in 2022 and for the fourth time in his career after finishing with a career-high 172 yards on 19 carries for 9.1-yards per carry at Las Vegas (12/18). Stevenson's 172-yards are the most by a Patriots player since LeGarrette Blount had 189 yards rushing vs. Buffalo on Dec. 29, 2013.
- He entered the game at Buffalo (1/8) with 986 rushing yards and was 14 yards short of 1,000 yards. He reached the milestone on an 18-yard run in the second quarter.

2021 (12/2, 1/0)

- Played in 12 games with two starts and finished with 606 rushing yards on 133 attempts with 5 touchdowns and 14 receptions for 123 yards.
- Compiled two 100-yard performances:
    - Week 10 vs. Cleveland (100)
    - Week 16 vs. Jacksonville (107)
- Had two 2-rushing touchdown games:
    - Week 10 vs. Cleveland
    - Week 16 vs. Jacksonville
- Inactive at N.Y. Jets (9/19), vs. New Orleans (9/26), vs. Tampa Bay (10/3), vs. N.Y. Jets (10/24) and was on the Reserve/COVID-19 list vs. Buffalo (12/26).
- Scored his first NFL touchdown on a 1-yard run in the fourth quarter vs. Dallas (10/17). Carried the ball five times for 23 yards to go with three receptions for 39 yards.
- Led the team in rushing yards (62) and receiving yards (44) at Carolina (11/7). Connected with QB Mac Jones on a short pass that resulted in a 41-yard gain to help set up the Patriots first score of the day when RB Damien Harris scored on a 3-yard touchdown run. Stevenson left the game in the fourth quarter due to injury and did not return.
- Made his first NFL career start vs. Cleveland (11/14). Recored his first 100-yard game and his first two-touchdown game. Stevenson finished with 100 yards on 20 carries for a 5.0-yard average. He scored on a 5-yard run in the second quarter and a 2-yard run in the third quarter.
- Ran for a game-high 69 yards at Atlanta (11/18) on 12 carries to go with one catch for 9 yards.
- Carried the ball a career-high 24 times at Buffalo (12/6) totaling 78 yards.
- Started at running back at Indianapolis (12/18), carrying the ball 10 times for 36 yards, with an additional 4 yards on 1 catch.
- Returned to action vs. Jacksonville (1/2), putting together his second 100-yard rushing game after finishing with 107 yards on 19 carries for a 5.6-yard average. He had his first 100-yard game vs. Cleveland on Nov. 14 with 100 yards on 20 carries. He also had his second two-touchdown game of his career after scoring on a 1-yard touchdown run in the third quarter and a 6-yard run in the fourth quarter for his second two-touchdown game of the season.
- Played in his first playoff game in the Wild Card Round loss at Buffalo (1/15), rushing for 27 yards and catching 4 passes for 33 yards.

COLLEGE

- Won Big 12 championships in both seasons at Oklahoma.
- Played in 19 career games with five starts and rushed 165 times for 1,180 yards and 13 touchdowns. Also caught 28 passes for 298 yards.
- Ranked fifth nationally in yards per rush (7.2) over the 2019 and 2020 seasons combined.
- Played in six games and rushed 101 times for a team-high 665 yards and seven touchdowns in 2020 (110.8 yards per game and 6.6 yards per rush).
- Also registered 18 receptions (3.0 per game) for 211 yards (11.7 per catch) in 2020.
- Named Outstanding Offensive Player of the 2020 Cotton Bowl after rushing 18 times for a career-high 186 yards and a touchdown in 55-20 win over Florida.
- Played in 13-of-14 games in 2019 and rushed 64 times for 515 yards and six touchdowns. Also caught 10 passes for 87 yards.
- Led the nation (among players with at least 50 rushes) with 8.0 yards per carry.

PERSONAL

- Attended Centennial High School in Las Vegas, Nev. As a junior in 2015, he was the Las Vegas Sun High School Player of the Year.
- Chose Oklahoma in 2019 after playing two years at Cerritos College in California. As a recruit, he held scholarship offers from USC, Texas and Kansas State, among others.
- Majored in human relations at Oklahoma.

RHAMONDRE STEVENSON **STATISTICS**

POS: RB HT: 6-0 WT: 227 LBS YEAR: 6TH ACQ: D4-21 (120TH) COLLEGE: OKLAHOMA BORN: 2/23/98

REGULAR SEASON OFFENSIVE STATISTICS

			RUSHING					*RECEIVING*				
Year	*Team*	*G/S*	*NO*	*YDS*	*AVG*	*LG*	*TD*	*NO*	*YDS*	*AVG*	*LG*	*TD*
2021	Patriots	12/2	133	606	4.6	21	5	14	123	8.8	41	0
2022	Patriots	17/7	210	1,040	5.0	49	5	69	421	6.1	40	1
2023	Patriots	12/12	156	619	4.0	64t	4	38	238	6.3	34	0
2024	Patriots	15/14	207	801	3.9	33t	7	33	168	5.1	41	1
2025	Patriots	14/13	130	603	4.6	56	7	32	345	10.8	55	2
Totals -	**5 Years**	**70/48**	**836**	**3,669**	**4.4**	**64t**	**28**	**186**	**1,295**	**7.0**	**55**	**4**

Additional Statistics: Four 2-point plays - vs. New York Jets (10/27/24), at Miami (11/24/24), at Buffalo (10/5/25) and at Baltimore (12/21/25). 2 kickoff returns for 40 yards at Baltimore (12/21/25).

POSTSEASON OFFENSIVE STATISTICS

			RUSHING					*RECEIVING*				
Year	*Team*	*G/S*	*NO*	*YDS*	*AVG*	*LG*	*TD*	*NO*	*YDS*	*AVG*	*LG*	*TD*
2021	Patriots	1/0	8	27	3.4	8	0	4	33	8.3	15	0
2025	Patriots	4/4	58	217	3.7	20	0	12	126	10.5	48	1
Totals – 2 Years		**5/4**	**66**	**244**	**3.7**	**20**	**0**	**16**	**159**	**9.9**	**48**	**1**

LEONARD **TAYLOR III**

93 | DEFENSIVE TACKLE

HT: 6-3 | **WT:** 305 | **Born:** 5/29/2002 **Exp. (NFL/Patriots):** 3/2
GP/GS (Playoffs): 20/0 (4/0) | **Acq:** FA-25
College: Miami (Fla.) | **Hometown:** Miami, Fla.

CAREER TRANSACTIONS

Leonard Taylor III was signed by the New England Patriots to a futures contract on February 10, 2026 ... Originally signed by the N.Y. Jets as a rookie free agent (5/3/24) ... Released by the N.Y. Jets (10/14/25) ... Signed by New England to the practice squad (10/16/25) ... Elevated by New England to the active roster from the practice squad (12/13/25) ... Reverted back to the New England practice squad (12/15/25) ... Elevated by New England to the active roster from the practice squad (12/27/25) ... Reverted back to the New England practice squad (12/29/25) ... Elevated by New England to the active roster from the practice squad (1/10/26) ... Reverted back to the New England practice squad (1/12/26) ... Elevated by New England to the active roster from the practice squad (1/17/26) ... Reverted back to the New England practice squad (1/19/26) ... Elevated by New England to the active roster from the practice squad (1/24/26) ... Reverted back to the New England practice squad (1/26/26) ... Elevated by New England to the active roster from the practice squad (2/7/26) ... Reverted back to the New England practice squad (2/9/26).

SEASONAL REVIEWS

2026 (1/0)

- Saw limited action at defensive tackle and appeared on the field goal unit in Week 1 at Seattle (9/9).

2025 (3/0, 4/0)

- Signed by New England to the practice squad on Oct. 16 and was elevated to the active roster for three regular season games, finishing with 8 tackles (3 solo, 5 assists).
- Was elevated to the active roster for all four postseason games and had 1 assisted tackle and 1 blocked field goal.
- Elevated to the active roster from the practice squad vs. Buffalo (12/14), entering the game in the second quarter for the first time, and finished the game with 2 tackles.
- Elevated to the active roster from the practice squad at the N.Y. Jets (12/28) and vs. Miami (1/4/26).
- Elevated to the active roster from the practice squad for the Wild Card round vs. the L.A. Chargers (1/11/26) and in the Divisional Round vs. Houston (1/28/26).
- Elevated to the active roster from the practice squad for the AFC Championship Game at Denver (1/25/26), blocking on K Will Lutz's 45-yard field goal attempt with 4:46 left in the game in a 10-7 victory.
- Elevated to the active roster from the practice squad for Super Bowl LX (2/8/26).

2025 (2/0 - N.Y. JETS)

- Started the season on the Jets' 53-man roster, appearing in two games and totaling 3 tackles (2 solo), 1 pass defensed and 1 tackle for loss.
- Was inactive vs. Pittsburgh (9/7), at Miami (9/29), vs. Dallas (10/5) and vs. Denver (10/12).
- Released by the Jets on Oct. 14.

2024 (14/0 - N.Y. JETS)

- Appeared in 14 games for the Jets, recording 24 tackles (13 solo), 4 tackles for loss, 1½ sacks and 1 pass defensed.
- Signed by the Jets as a rookie free agent (5/3) and was one of three rookie free agents to make the initial 53-man roster.
- Made his NFL debut vs. New England (9/19) after being inactive for the first two weeks of the season, recording 2 tackles and a ½ sack.
- Was inactive vs. Denver (9/29).
- Recorded his first career full sack at Minnesota (10/6) when he took down QB Sam Darnold for a 5-yard loss in the third quarter.

COLLEGE

- Spent three seasons at Miami (2021-23), playing in 31 games with 19 starts, recording 64 tackles (25 solo), 23½ tackles for loss, 6 sacks, 1 pass defensed and 1 interception.

PERSONAL

- Attended Miami Palmetto High School in Miami, Fla., where he was rated a five-star prospect by 247Sports and ESPN.

UPDATED STATISTICS

Click or scan on the QR Code to access updated statistical information.

LEONARD TAYLOR III **STATISTICS**

POS: DT HT: 6-3 WT: 305 LBS YEAR: 3RD ACQ: FA-25 COLLEGE: MIAMI (FLA.) BORN: 5/29/02

REGULAR SEASON DEFENSIVE STATISTICS

			TACKLES					INTERCEPTIONS						MISCELLANEOUS				
Year	*Team*	*G/S*	*TT*	*UT*	*A*	*S*	*YDS*	*NO*	*YDS*	*AVG*	*LG*	*TD*	*PD*	*FF*	*FR*	*YDS*	*TD*	*SPT*
2024	Jets	14/0	24	13	11	1.5	9.0	0	0	0.0	0.0	0	1	0	0	0	0	0
2025	Jets	2/0	3	2	1	0.0	0.0	0	0	0.0	0.0	0	1	0	0	0	0	0
2025	Patriots	3/0	8	3	5	0.0	0.0	0	0	0.0	0.0	0	0	0	0	0	0	0
TOTALS- 2 years		**19/0**	**35**	**18**	**17**	**1.5**	**9.0**	**0**	**0**	**0.0**	**0.0**	**0**	**2**	**0**	**0**	**0**	**0**	**0**

POSTSEASON DEFENSIVE STATISTICS

			TACKLES					INTERCEPTIONS						MISCELLANEOUS				
Year	*Team*	*G/S*	*TT*	*UT*	*A*	*S*	*YDS*	*NO*	*YDS*	*AVG*	*LG*	*TD*	*PD*	*FF*	*FR*	*YDS*	*TD*	*SPT*
2025	Patriots	4/0	1	0	1	0	0.0	0	0	0.0	0	0	0	0	0	0	0	0
TOTALS- 1 year		**4/0**	**1**	**0**	**1**	**0**	**0.0**	**0**	**0**	**0.0**	**0**	**0**	**0**	**0**	**0**	**0**	**0**	**0**

Additional Statistics - 1 blocked field goal at Denver (1/25/26).

GREG VAN ROTEN

70 | OFFENSIVE LINE

HT: 6-3 | **WT:** 305 | **Born:** 2/26/1990 **Exp. (NFL/Patriots):** 12/1
GP/GS (Playoffs): 145/105 (4/0) | **Acq:** FA-26
College: Pennsylvania | **Hometown:** Mineola, N.Y.

PRONOUNCED: van-ROW-tin

CAREER TRANSACTIONS

Joe Michalski was signed by the New England Patriots as a free agent on August 18, 2026 ... Originally signed by Green Bay as a rookie free agent (7/25/12) ... Released by Green Bay (8/31/12) ... Signed by Green Bay to the practice squad (9/3/12) ... Signed by Green Bay to the 53-man roster from the practice squad (9/3/13) ... Released by Green Bay (2/11/14) ... Signed by Seattle (2/14/14) ... Released by Seattle (8/27/14) ... Signed by Jacksonville (2/27/17) ... Released by Jacksonville (5/1/17) ... Signed by Carolina (7/25/17) ... Signed by the New York Jets as a free agent as an unrestricted free agent from Carolina (3/21/20) ... Released by the New York Jets (5/6/22) ... Signed by Buffalo (6/13/22) ... Signed by Las Vegas as an unrestricted free agent from Buffalo (5/19/23) ... Signed by the New York Giants as a an unrestricted free agent from Las Vegas (7/30/24) ... Re-signed by the New York Giants as an unrestricted free agent (3/19/25).

SEASONAL REVIEWS

2026 (1/0)

- Entered the 2026 season at age 36 and is one of five current offensive linemen that are at least 35 years old. He joins T Trent Williams of San Francisco (38), T Lan Johnson of Philadelphia (36), T David Quessenberry of the L.A. Rams (36) and current teammate T Morgan Moses (35).
- Plays on the extra point and field goal units.
- Played two snaps as a tackle-eligible tight end at Seattle (9/9) including seeing action on the play when Eli Raridon caught a 2-yard touchdown reception in the second quarter.

2025 (17/17 - N.Y. GIANTS)

- Played and started all 17 games at right guard.
- Was one of three Giants to start every game and led the team with 1,194 snaps.

2024 (17/17 - N.Y. GIANTS)

- Played and started all 17 games, opening the first 15 at right guard before shifting to center for the final two vs. Indiana (12/29) and at Philadelphia (1/5).
- Was one of two Giants to start every game and the only player to take every snap, finishing with 1,126 offensive snaps.

2023 (17/17 - LAS VEGAS)

- Played and started all 17 games at right guard.
- Was second on the team in snapcount recording 1,025 snaps.

2022 (16/4, 2/0 - BUFFALO)

- Appeared in 16 regular-season games making four starts, the first at center and three at right guard. Also appeared in two playoff games as a reserve.
- Was apart of an offensive line that only allowed 33 sacks, the eigth fewst in the NFL.

2021 (17/10 - N.Y. JETS)

- Appeared in all 17 games, making 10 starts at right guard — including the first nine of the season.

2020 (13/13 - N.Y. JETS)

- Appeared in 13 games, starting at right guard in all of them.
- Spent three weeks on injured reserve with a toe injury.

2019 (11/11 - CAROLINA)

- Appeared in 11 games, starting at left guard in all of them before being placed on injured reserve with a foot injury.

2018 (16/16 - CAROLINA)

- Started all 16 games at left guard and was the only Panthers player to take every snap of the season.
- Made his first career start vs. Dallas (9/9/18).

2017 (10/0 - CAROLINA)

- Played in 10 games as a key reserve in his first season with the Panthers.

2016 (15/15 - TORONTO ARGONAUTS)

- Started and played in 15 games at center, left tackle, and guard.

2015 (17/17 - TORONTO ARGONAUTS)

- Started and played in 17 games at center, right tackle, and guard.
- Named an Eastern All-Star.

2014

- Did not play.

2013 (3/0, - GREEN BAY)

- Played in the first three games of the season as a reserve before bing placed on the injured reserve for the remainder of the season with a foot injury.

2012 (7/0, 2/0- GREEN BAY)

- Made the roster as an undrafted rookie, beginning on the practice squad before joining the 53-man roster; appeared in seven games, including two postseason contests as a reserve vs. Minnesota (1/5) and at San Francisco (1/12).

UPDATED STATISTICS

Click or scan on the QR Code to access updated statistical information.

- Played his first career NFL game at Detriot (11/18).

COLLEGE

- Played four seasons at the University of Pennsylvania (2008–11), starting all 30 games over his final three years and earning the program's Bednarik Award as the top offensive or defensive lineman in both his junior and senior seasons.
- As a senior in 2011, started all 10 games and earned unanimous All-Ivy League honors; helped Penn lead the Ivy League in rushing (6th nationally), scoring offense and total offense.
- As a senior in 2011, started all 10 games and earned unanimous All-Ivy League honors; helped Penn lead the Ivy League in rushing (6th nationally), scoring offense and total offense.
- As a junior, started all 10 games and received first-team All-Ivy recognition.
- As a sophomore, started all 10 games and anchored an offensive line that allowed the fewest sacks in the Ivy League.

PERSONAL

- Attended Chaminade High School in Mineola, N.Y. and was voted a team caption his senior year.
- Earned New York All-State and All-Catholic High School Football League honors and was a Daily News All-Star, All-city and All-Suburban.
- Selected to play in the 2008 Empire State Outback Bowl.

ALIJAH VERA-TUCKER

75 | GUARD

HT: 6-4 | **WT:** 308 | **Born:** 6/17/1999 | **Exp. (NFL/Patriots):** 6/1
GP/GS (Playoffs): 44/44 (0/0) | **Acq:** UFA (NYJ)-26
College: Southern California | **Hometown:** Oakland, Calif.

CAREER TRANSACTIONS

Alijah Vera-Tucker was signed by the New England Patriots as an unrestricted free agent from the N.Y. Jets on March 12, 2026 ... Originally drafted by the N.Y. Jets in the first round (14th overall) of the 2021 NFL Draft.

SEASONAL REVIEWS

2026 (1/1)

- Made his Patriot debut at Seattle (9/9), starting at left guard while also appearing on the field goal unit.

2025 (0/0 - N.Y. JETS)

- Named a team captain.
- Suffered an injury prior to Week 1 and was placed on season-ending injured reserve on Sept. 6.

2024 (15/15 - N.Y. JETS)

- Started all 15 games he played in at right guard.
- Was a key part of an offensive line that allowed pressure on just 6.4% of pass block snaps – fifth best in the NFL – despite having the 10th most pass attempts.
- Among all guards with at least 400 pass blocking snaps, he ranked fourth, allowing pressures on just 4.3% of his pass blocking snaps.
- Among the 55 guards with at least 250 run blocking snaps, ranked 11th with a Pro Football Focus run block grade of 76.3.
- Allowed only 8 quarterback hurries, tied for the third-fewest among all guards with at least 500-plus blocking snaps (according to Pro Football Focus). He is the first Jets offensive lineman to allow 8 or less hurries in a single season since 2009 (Brandon Moore, 8).
- Earned the team's Ed Block Courage Award after coming back from consecutive season-ending injuries in 2022 and 2023.
- Inactive at New England (10/27) and vs. Houston (10/31) due to injury.

2023 (5/5 - N.Y. JETS)

- Limited to five games after being placed on injured reserve due to a season-ending injury suffered at Denver (10/8).
- Started two games at right guard and three games at right tackle.
- Placed on injured reserve on Oct. 11.

2022 (7/7 - N.Y. JETS)

- Limited to seven games after being placed on injured reserve due to a season-ending injury suffered at Denver (10/23).
- Started three games at right guard, one game at left tackle and three games at right guard.
- Switched to right guard prior to the start of the season due to injuries on the offensive line.
- Was one of seven players in the NFL with 50-plus snaps at three different offensive line positions in 2022.
- Started at left tackle at Pittsburgh (10/2).
- Started at right tackle vs. Miami (10/9), at Green Bay (10/16) and at Denver (10/23).
- Placed on injured reserve on Oct. 25 after suffering a season-ending injury at Denver (10/23).

2021 (16/16 - N.Y. JETS)

- Started all 16 games he played in at left guard.
- Named to the PFWA All-Rookie Team.
- Part of an offensive line that helped block for 5.2 yards per carry over the final eight weeks of the season, the second-best average in the NFL, while also decreasing their pressure allowed percentage from 32.4% to 25.6%.
- Among the 16 rookie offensive linemen with at least 500 snaps, was tied for the second fewest sacks allowed with just 2, while he also ranked sixth in run block grade and tied for fourth in fewest penalties committed (according to Pro Football Reference).
- Inactive vs. Jacksonville (12/26) due to COVID-19.

UPDATED STATISTICS

Click or scan on the QR Code to access updated statistical information.

HONORS & AWARDS

2025: Team Captain
2024: Ed Block Courage Award
2021: PFWA All-Rookie Team

COLLEGE

- A four-year offensive lineman who played in 31 games with 19 starts at Southern California.
- Saw time at left guard (926 snaps), left tackle (426 snaps) and right guard (139 snaps).
- In 2020, he earned the Morris Trophy as the Pac-12 top offensive lineman and was All-Pac-12 first-team as a senior.
- Named the team's Offensive Lineman of the Year in 2019 after he allowed a quarterback pressure on less than 2% of dropbacks, according to Pro Football Focus.

PERSONAL

- Born Solomon Alijah Tucker, but started going by Alijah Vera-Tucker to show respect to his mom and stepdad and to be more connected to his little sisters, whose last names are Vera.
- Once he got to college, he legally changed his last name to Vera-Tucker.

JEREMIAH **WEBB**

29 | WIDE RECEIVER

HT: 5-11 | **WT:** 198 | **Born:** 5/17/2001 | **Exp. (NFL/Patriots):** 1/2
GP/GS (Playoffs): 0/0 (0/0) | **Acq:** FA-25
College: South Alabama | **Hometown:** Chicago, Ill.

CAREER TRANSACTIONS

Jeremiah Webb was signed by the New England Patriots to a futures contract on February 10, 2026 ... Originally signed by New England as a rookie free agent (5/9/25) ... Released by New England (8/26/25) ... Signed by New England to the practice squad (8/27/25) ... Elevated by New England to the active roster from the practice squad (1/10/26) ... Reverted back to the New England practice squad (1/12/26).

SEASONAL REVIEWS

2026 (0/0)

- Placed on injured reserve on July 26.

2025 (0/0, 0/0)

- Started the season on the practice squad after signing with the team as a rookie free agent.
- Elevated to the active roster from the practice squad for the Wild Card round vs. the L.A. Chargers (1/11) but was inactive.

COLLEGE

- Spent three seasons at South Dakota (2019-21) and two at South Alabama (2022-24).

UPDATED STATISTICS

Click or scan on the QR Code to access updated statistical information.

- Played in 27 career games and finished with 51 receptions for 955 yards and 7 touchdowns.
- Last season, caught 36 receptions for 649 yards and 5 touchdowns.

PERSONAL

- Played quarterback, running back and wide receiver on offense and in the secondary on defense at Urban Prep Academy.
- Named team MVP and offensive player of the year his senior year.
- Son of Tasia Parker.

KYLE **WILLIAMS**

18 | WIDE RECEIVER

HT: 5-11 | **WT:** 190 | **Born:** 11/13/2002 | **Exp. (NFL/Patriots):** 2/2
GP/GS (Playoffs): 18/0 (4/0) | **Acq:** D3a-25 (69th)
College: Washington State | **Hometown:** Santa Monica, Calif.

PLAYERS

CAREER TRANSACTIONS

Kyle Williams was drafted by the New England Patriots in the third round (69th overall) of the 2025 NFL Draft.

SEASONAL REVIEWS

2026 (1/0)

- Named an offseason award winner by Head Coach Mike Vrabel.
- Returned 3 kickoffs for 80 yards and saw limited snaps at wide receiver during Week 1 at Seattle (9/9).

2025 (17/0, 4/0)

- Played in 17 games with no starts and finished with 10 receptions for 209 yards and 3 touchdowns, along with 2 rushing attempts for 3 yards. Added 11 kickoff returns for 290 yards.
- Played in all four postseason games and tallied 2 receptions for 14 yards and 1 kickoff return for 22 yards.
- Had 3 receiving touchdowns, all of which were over 30 yards: 72-yard TD at Tampa Bay (11/9) in the first quarter, 33-yard TD vs. the N.Y. Giants (12/13) in the second quarter and a 37-yard TD at Baltimore (12/21) in the fourth quarter.
- Made his NFL debut vs. Las Vegas (9/7), with his first reception coming off a 12-yard pass from QB Drake Maye in the fourth quarter.
- Scored his first career touchdown on a 72-yard touchdown pass from QB Drake Maye at Tampa Bay (11/9), the longest reception of his career and of the 2025 season for the team. It was also the longest pass of Maye's career.
- Lined up to return kicks for the first time in 2025 at Cincinnati (11/23) and returned the opening kickoff 23 yards. Also had a 36-yard return in the fourth quarter.
- Had a 33-yard touchdown vs. the N.Y. Giants (12/13) on a pass from QB Drake Maye in the second quarter.
- Recorded a 37-yard touchdown at Baltimore (12/21) on a pass from QB Drake Maye in the fourth quarter.

COLLEGE

- Spent 2 years at Washington State (2023-24) and three seasons at UNLV (2020-22), appearing in 50 games and recording 248 receptions for 3,609 yards (14.6 avg.) and 29 touchdowns across his career.

UPDATED STATISTICS

Click or scan on the QR Code to access updated statistical information.

CITY OF ANGELS TO TITLE TOWN

As part of the Patriots' rookie development program, Head Coach Mike Vrabel brought the 2025 rookie class to a Red Sox game and to the Celtics' practice facility. Williams, a Los Angeles native, quickly recognized the passion for sports in his new city of Boston and uses it as motivation: *"It's huge,"* Williams said. *"You see Patriots everywhere. You see Celtics everywhere. Just seeing the love this town has for sports, it makes you want to give back and compete harder."*

- His 20 touchdown catches over two seasons at Washington State tied for sixth-most in school history.
- Had seven 100-yard games at Washington State, tied for 10th-most in Washington State history.
- Second in Washington State single-season history with 14 receiving touchdowns in 2024.
- Fourth in Washington State single-season history with 1,198 receiving yards in 2024.

PERSONAL

- A 2020 graduate of St. Monica Catholic High School in Santa Monica, Calif.
- Helped The Mariners to 7-2 record as a senior in 2019.
- Caught 31 passes for 763 yards and 9 touchdowns in final prep season.
- Previously played quarterback at Hawthorne High School and then at Narbonne High School.
- Son of Stephen and Erin Williams.
- Has three siblings: Mychai, Amari and Nire.

KYLE WILLIAMS **STATISTICS**

POS: WR HT: 5-11 WT: 190 LBS YEAR: 2ND ACQ: D3a-25 (69TH) COLLEGE: WASHINGTON STATE BORN: 11/13/02

REGULAR SEASON OFFENSIVE STATISTICS

			RUSHING					*RECEIVING*				
Year	*Team*	*G/S*	*NO*	*YDS*	*AVG*	*LG*	*TD*	*REC*	*YDS*	*AVG*	*LG*	*TD*
2025	Patriots	17/0	2	3	1.5	5	0	10	209	20.9	72t	3
Totals - 1 Year		**17/0**	**2**	**3**	**1.5**	**5**	**0**	**10**	**209**	**20.9**	**72t**	**3**

REGULAR SEASON RETURNING STATISTICS

			KICK RETURNS					*PUNT RETURNS*					
Year	*Team*	*G/S*	*NO.*	*YDS*	*AVG*	*LG*	*TD*	*NO*	*FC*	*YDS*	*AVG*	*LG*	*TD*
2025	Patriots	17/0	11	290	26.4	36	0	-	-	-	-	-	-
Totals – 1 Year		**17/0**	**11**	**290**	**26.4**	**36**	**0**	**-**	**-**	**-**	**-**	**-**	**-**

POSTSEASON OFFENSIVE STATISTICS

			RUSHING					*RECEIVING*				
Year	*Team*	*G/S*	*NO*	*YDS*	*AVG*	*LG*	*TD*	*REC*	*YDS*	*AVG*	*LG*	*TD*
2025	Patriots	4/0	0	0	0.0	0	0	2	14	7.0	7	0
Totals - 1 Year		**4/0**	**0**	**0**	**0.0**	**0**	**0**	**2**	**14**	**7.0**	**7**	**0**

POSTSEASON RETURNING STATISTICS

			KICK RETURNS					*PUNT RETURNS*					
Year	*Team*	*G/S*	*NO.*	*YDS*	*AVG*	*LG*	*TD*	*NO*	*FC*	*YDS*	*AVG*	*LG*	*TD*
2025	Patriots	4/0	1	22	22.0	22	0	-	-	-	-	-	-
Totals – 1 Year		**4/0**	**1**	**22**	**22.0**	**22**	**0**	**-**	**-**	**-**	**-**	**-**	**-**

MILTON WILLIAMS

97 | DEFENSIVE TACKLE

HT: 6-3 | **WT:** 290 | **Born:** 4/6/1999 | **Exp. (NFL/Patriots):** 6/2
GP/GS (Playoffs): 80/32 (13/5) | **Acq:** UFA (PHI)-25
College: Louisiana Tech | **Hometown:** Crowley, Texas

SUPER BOWLS: 24

PLAYERS

CAREER TRANSACTIONS

Milton Williams was signed by the New England Patriots as an unrestricted free agent from Philadelphia on March 13, 2025 ... Originally drafted by Philadelphia in the third round (73rd overall) of the 2021 NFL Draft.

CAREER HIGHLIGHTS

- Has a career total of 6 sacks in the postseason, 1.0 in 2023, 2.0 in 2024 and 3.0 in 2025.
- Helped Philadelphia win Super Bowl LIX in 2024 after recording a career-high 5 sacks in the regular season and tying his career-high with 2 sacks, a forced fumble and a fumble recovery in the Super Bowl against Kansas City on Feb. 9, 2025.
- Member of the Eagles' Super Bowl LVII roster in 2022.

SEASONAL REVIEWS

2026 (1/1)

- Started at defensive tackle at Seattle (9/9), recording 3 tackles.

2025 (12/12, 4/4)

- Started in all 12 games he played in and finished with 29 tackles (15 solo, 14 assists), 3.5 sacks and 1 pass defensed.
- Started in all four postseason games and finished with 7 tackles (5 solo, 2 assists), 3 sacks and 1 pass defensed.
- Played a key role in the Patriots defense finishing fourth in points allowed (320), sixth in rushing yards allowed per game (101.7) and eighth in yards per game allowed (295.2).
- Finished with 2 sacks at Miami (9/14), including a 9-yard sack of QB Tua Tagovailoa on fourth down with 53 seconds to play to seal the New England 33-27 win. It is his second career 2-sack game. He also had 2 sacks at the L.A. Rams on Nov. 24, 2024, as a member of the Philadelphia Eagles.
- Logged 2 tackles for loss vs. Pittsburgh (9/21), marking his second-straight game with 2 tackles for loss. He became the first player since Christian Barmore vs. Kansas City (12/17/23) and at Denver (12/24/23) to do so. He also reached a grand total of 5 tackles for loss on the season, the most by a Patriots player in their first three games with the team since 2000.
- Helped hold the Titans to just 39 yards rushing at Tennessee (10/19), the lowest since allowing 29 yards rushing on 24 attempts on Dec. 3, 20023 vs. the LA Chargers. Added a sack when he took down QB Cam Ward for a 10-yard loss in the third quarter to force a punt.
- Left the game vs. the New York Jets (11/13) due to injury in the fourth quarter and did not return.

UPDATED STATISTICS

Click or scan on the QR Code to access updated statistical information.

VIDEO FEATURE

Click or scan on the QR Code to learn more about Milton's journey to the NFL.

- Placed on injured reserve on Nov. 15 and missed five games. He was activated on Jan. 3, 2026, before returning to action vs. Miami (1/4/26 in the regular season finale.
- Matched his playoff career-high in sacks with 2 vs. the L.A. Chargers (1/11/26) in the Wild Card Round after doing so in Super Bowl LIX vs. Kansas City. His streak of back-to-back playoff games with multiple sacks is tied for the second-longest streak since 1970 behind LB LaMarr Woodley (four-straight games).
- Played in his second-straight Super Bowl in Super Bowl LX vs. Seattle (2/8/26) after helping Philadelphia beat Kansas City in Super Bowl LIX. He sacked Seattle QB Sam Darnold for an 8-yard loss in the third quarter, tying for fourth place on the all-time Super Bowl sacks list with 3 in his career.

2024 (17/7, 4/0 - PHILADELPHIA)

- Played in all 17 games with seven starts, recording 24 tackles (11 solo, 13 assists), a career-high 34 quarterback pressures and a career-high 5 sacks, helping Philadelphia earn the NFL's No. 1 total defense (278.4 yards per game).
- Registered his first career fumble recovery in the first quarter at Dallas (11/10), which led to a 1-yard rushing touchdown by QB Jalen Hurts in the 34-6 victory.
- Tallied 4 quarterback pressures, 3 quarterback hits, a single-game career high 2 sacks and 1 forced fumble at the L.A. Rams (11/24). Brought down QB Matthew Stafford for a 5-yard loss in the third quarter, which forced a missed field goal. His strip sack of Stafford in the fourth quarter helped set up a 72-yard touchdown by RB Saquon Barkley in the 37-20 victory.
- Recorded postseason career-highs in tackles (7) and sacks (2.0), 1 forced fumble, 1 fumble recovery and 4 quarterback pressures in the 40-22 Super Bowl LIX victory. The first sack came in the second quarter when he took down QB Patrick Mahomes for a loss of 7 yards to force a punt. His strip sack of Mahomes, which he also recovered, led to a

50-yard field goal by K Jake Elliott and helped the Eagles take a 40-6 lead with 9:51 remaining in the fourth quarter.

2023 (16/10, 1/1 - PHILADELPHIA)

- Played in 16 games with 10 starts and started the Wild Card Round at Tampa Bay (1/15). Finished the regular season with a career-high 42 tackles (21 solo, 21 assists), a half sack, 7 quarterback hits, 1 forced fumble and 1 pass defensed.
- Combined with LB Haason Reddick for a sack of QB Zack Wilson in the fourth quarter at the N.Y. Jets (10/15) for a 6-yard loss.
- Had a season-high 5 total tackles at Kansas City (11/20) in the 21-17 win.
- Inactive vs. Buffalo (11/26) due to injury.
- Recorded 2 tackles and 1 sack for a 9-yard loss in the Wild Card Round at Tampa Bay (1/15). Took down QB Baker Mayfield in the third quarter to force a punt.

2022 (17/0, 3/0 - PHILADELPHIA)

- Played in all 17 games and registered 36 tackles (19 solo, 17 assists), 6 quarterback hits, 4 sacks and 2 passes defensed. Contributed to a defense that established a single-season franchise record with 70 sacks.
- Set a single-game career high with 8 tackles vs. Washington (11/14).
- Sacked QB Matt Ryan for a 1-yard loss in the third quarter at Indianapolis (11/20) to set up a missed 50-yard field goal in the 17-16 victory.
- Recorded 3 tackles and 1 quarterback hit in the playoffs: 2 tackles and 1 quarterback hit vs. San Francisco (1/29) and 1 tackle vs. Kansas City in his Super Bowl debut (2/12).

2021 (17/2, 1/0 - PHILADELPHIA)

- Played in all 17 regular season games with two starts, totaling 30 tackles (15 solo, 15 assists), 16 quarterback pressures, 6 quarterback hits, 2 sacks and 2 passes defensed.
- Made his NFL debut at Atlanta (9/12), finishing with 1 tackle.
- Made his first career start at Dallas (9/27), finishing with 2 tackles.
- Recorded his first career sack at Detroit (10/31) when he took down QB Jared Goff in the second quarter in the 44-6 victory.
- Tallied a then career-high tying 4 tackles (3 solo) and 1 pressure over 39 snaps in his first career playoff game, the NFC Wild Card Round at Tampa Bay (1/8).

COLLEGE

- Produced 106 tackles (49 solo, 57 assists), 10 sacks and 3 fumble recoveries in 30 career games at Louisiana Tech (2017-20).
- Made the transition to interior defensive line as a redshirt junior after beginning his collegiate career on the edge.
- Started all 10 games as a junior in 2020, leading the Bulldogs with a career-high 10 tackles for loss (third in Conference USA) and 4½ sacks (seventh in C-USA). Earned third team All-America honors from Pro Football Focus and first team All-Conference USA (Phil Steele) recognition.
- Named an All-Conference USA Honorable Mention in 2019. Started 13 games and posted 59 tackles (27 solo, 32 assists) and a career-high 5½sacks.

PERSONAL

- Enjoys video games and movies, his favorite movie being *The Dark Knight*.
- His favorite athlete growing up was LeBron James.
- Favorite quote is John 3:16.

MILTON WILLIAMS **STATISTICS**

POS: DT HT: 6-3 WT: 290 LBS YEAR: 6TH ACQ: UFA-25 (PHI) COLLEGE: LOUISIANA TECH BORN: 4/6/1999

REGULAR SEASON DEFENSIVE STATISTICS

			TACKLES					INTERCEPTIONS					MISCELLANEOUS					
Year	Team	G/S	TT	UT	A	S	YDS	NO	YDS	AVG	LG	TD	PD	FF	FR	YDS	TD	SPT
2021	Eagles	17/2	30	15	15	2.0	14.0	0	0	0.0	0	0	2	0	0	0	0	0
2022	Eagles	17/0	36	19	17	4.0	19.0	0	0	0.0	0	0	2	0	0	0	0	0
2023	Eagles	16/10	42	21	21	0.5	3.0	0	0	0.0	0	0	1	1	0	0	0	0
2024	Eagles	17/7	24	11	13	5.0	36.0	0	0	0.0	0	0	1	1	1	0	0	0
2025	Patriots	12/12	15	14	3.5	3.5	24.0	0	0	0.0	0	0	1	0	0	0	0	0
Totals – 5 Years		**79/31**	**161**	**81**	**80**	**15.0**	**96.0**	**0**	**0**	**0.0**	**0**	**0**	**7**	**2**	**1**	**0**	**0**	**0**

POSTSEASON DEFENSIVE STATISTICS

			TACKLES					INTERCEPTIONS					MISCELLANEOUS					
Year	Team	G/S	TT	UT	A	S	YDS	NO	YDS	AVG	LG	TD	PD	FF	FR	YDS	TD	SPT
2021	Eagles	1/0	4	3	1	0.0	0.0	0	0	0.0	0	0	0	0	0	0	0	0
2022	Eagles	3/0	3	2	1	0.0	0.0	0	0	0.0	0	0	0	0	0	0	0	0
2023	Eagles	1/1	2	2	0	1.0	9.0	0	0	0.0	0	0	0	0	0	0	0	0
2024	Eagles	4/0	7	5	2	2.0	18.0	0	0	0.0	0	0	2	1	1	0	0	0
2025	Patriots	4/4	7	5	2	3.0	25.0	0	0	0.0	0	0	1	0	0	0	0	0
Totals – 5 Years		**13/5**	**23**	**17**	**6**	**6.0**	**52.0**	**0**	**0**	**0.0**	**0**	**0**	**3**	**1**	**1**	**0**	**0**	**0**

JARED **WILSON**

55 | OFFENSIVE LINE

HT: 6-3 | **WT:** 310 | **Born:** 6/5/2003 | **Exp. (NFL/Patriots):** 2/2
GP/GS (Playoffs): 14/14 (4/4) | **Acq:** D3b-25 (95th)
College: Georgia | **Hometown:** Clemmons, N.C.

PLAYERS

CAREER TRANSACTIONS

Jared Wilson was drafted by the New England Patriots in the third round (95th overall) of the 2025 NFL Draft.

SEASONAL REVIEWS

2026 (1/1)

- Named an offseason award winner by Head Coach Mike Vrabel.
- Made his first NFL start at center at Seattle (9/9) after he started in 13 games and all four postseason games at left guard during his rookie season.

2025 (13/13, 4/4)

- Started all 13 games he played in at left guard.
- Started all four postseason games at left guard.
- Was one of three rookies to start on opening day vs. Las Vegas (9/7) in his NFL debut, alongside T Will Campbell and S Craig Woodson.
- Inactive vs. Carolina (9/28) due to injury, with Ben Brown starting in his place, and returned to the starting lineup at left guard at Buffalo (10/5).
- Helped pave the way for the rushing game to produce 17% of the offensive yardage at Tennessee (10/19), as the team totaled 175 rushing yards on 36 carries for a 4.9-yard average, the highest total since gaining 200 yards vs. Indianapolis on Dec. 1, 2024. With 3:09 remaining in the game after the Patriots secured the 31-13 victory, Ben Brown entered the game at left guard and Wilson moved to right guard to replace Mike Onwenu.
- Helped pave the way for a season high in rushing yards (177) vs. Cleveland (10/26), following a 175-yard rushing performance at Tennessee (10/19). Marked the first time the team has had back-to-back games with at least 175 yards rushing since 2020 when they had 250 yards rushing vs. Las Vegas (9/27/20) followed by 185 yards at Kansas City (10/5/20).

UPDATED STATISTICS

Click or scan on the QR Code to access updated statistical information.

- Helped pave the way for RB TreVeyon Henderson's two touchdown runs of 50-plus yards at Tampa Bay (11/9), a 55-yard touchdown run in the third quarter and a 69-yard touchdown run in the fourth quarter that helped seal a 28-23 victory.
- Left the game at Cincinnati (11/23) in the first quarter due to injury and was replaced by Ben Brown.
- Inactive vs. the New York Giants (12/1) due to injury and returned to action vs. Buffalo (12/14).
- Inactive at the N.Y. Jets (12/28) and vs. Miami (1/4) due to injury and returned to play in the postseason vs. the L.A. Chargers (1/11/26) in the Wild Card Round.

COLLEGE

- Spent four seasons at Georgia (2021-24), appearing in 34 games and helping the team win back-to-back CFP National Championships in 2021 and 2022.
- Was named to the Coaches All-SEC Second Team in 2024.

PERSONAL

- Helped lead West Forsyth High School to an 11-2 record his junior year and was named All-Central Piedmont Conference and AP All-State team.
- Paved the way for a rushing attack of 3,000 yards and 42 touchdowns.
- Full name is Jared Deshon Wilson.

CHARLES **WOODS**

22 | CORNERBACK

HT: 5-11 | **WT:** 185 | **Born:** 6/17/2000 | **Exp. (NFL/Patriots):** 3/2
GP/GS (Playoffs): 28/0 (4/0) | **Acq:** CW (LAR)-25
College: Southern Methodist | **Hometown:** Dallas, Texas

CAREER TRANSACTIONS

Charles Woods was claimed off waivers and awarded to the New England Patriots from the L.A. Rams on August 27, 2025 ... Originally signed by the L.A. Rams as a rookie free agent (5/2/24) ... Released by the L.A. Rams (12/2/24) ... Signed by the L.A. Rams to the practice squad (12/4/24) ... Elevated by the L.A. Rams to the active roster from the practice squad (12/7/24) ... Reverted back to the L.A. Rams practice squad (12/9/24) ... Elevated by the L.A. Rams to the active roster from the practice squad (12/12/24) ... Reverted back to the L.A. Rams practice squad (12/13/24) ... Elevated by the L.A. Rams to the active roster from the practice squad (12/21/24) ... Reverted back to the L.A. Rams practice squad (12/23/24) ...Signed by the L.A. Rams to a Futures contract (1/20/25) ... Released by the L.A. Rams (8/26/25).

SEASONAL REVIEWS

2026 (1/0)

- Came in opposite of Christian Gonzalez after Carlton Davis III briefly left the game in the first quarter due to injury at Seattle (9/9) and served as a top rotational cornerback. Recorded 1 special teams tackle as a core member of all four special teams units.

2025 (15/0, 4/0)

- Played in 15 games as a reserve cornerback and special teams contributor after being claimed off waivers and awarded to New England from the L.A. Rams on Aug. 27. Finished with 8 tackles (6 solo, 2 assists) and 1 pass defensed. Added 4 special teams tackles.
- Played in all four postseason games as a reserve cornerback and special teams contributor and finished with 2 tackles and 1 assisted special teams tackle.
- Made his debut with the Patriots at Miami (9/14) after being inactive due to an injury in the season-opener vs. Las Vegas (9/7). Saw limited action on defense and played on special teams.
- Inactive at Tennessee (10/19) due to injury and returned to action vs. Cleveland (10/26).

UPDATED STATISTICS

Click or scan on the QR Code to access updated statistical information.

- Replaced CB Christian Gonzalez vs. Atlanta (11/2) when Gonzalez was sidelined with an injury in the fourth quarter.
- Left the game at Baltimore (12/21) in the second quarter due to injury.

2024 (12/0, 0/0 - L.A. RAMS)

- Played in 12 games, mainly on special teams, recording 1 tackle and 1 special teams tackle on the season.
- Made the initial 53-man roster as a rookie free agent, debuting in Week 1 at Detroit (9/8), before being released on Dec. 2 and signed back to the practice squad on Dec. 4.
- Elevated to the active roster to play in Week 14 vs. Buffalo (12/8), Week 15 at San Francisco (12/12) and Week 16 at the N.Y. Jets (12/22).

COLLEGE

- Appeared in a total of 59 games with 43 starts across one season at SMU (2023), two seasons at West Virginia (2021-22) and three seasons at Illinois State (2018-20). At the FBS level, he produced 65 tackles (53 solo), 15 passes defensed, 3 tackles for loss, 2 interceptions and 2 fumble recoveries.
- At the FCS level, he logged 84 tackles (60 solo), 27 passes defensed, 8 tackles for loss, 6 interceptions and a forced fumble.

PERSONAL

- Attended Kimball High School in Dallas, Texas, where he was named first-team all-district as a senior.

CHARLES WOODS **STATISTICS**

POS: CB HT: 5-11 WT: 185 LBS YEAR: 3RD ACQ: CW (LAR)-25 COLLEGE: SOUTHERN METHODIST BORN: 6/17/2000

REGULAR SEASON DEFENSIVE STATISTICS

			TACKLES					INTERCEPTIONS					MISCELLANEOUS					
Year	*Team*	*G/S*	*TT*	*UT*	*A*	*S*	*YDS*	*NO*	*YDS*	*AVG*	*LG*	*TD*	*PD*	*FF*	*FR*	*YDS*	*TD*	*SPT*
2024	Rams	12/0	1	1	0	0.0	0.0	0	0	0.0	0	0	0	0	0	0	0	1
2025	Patriots	15/0	8	6	2	0.0	0.0	0	0	0.0	0	0	1	0	0	0	0	4
Totals – 2 Years		**27/0**	**9**	**7**	**2**	**0.0**	**0.0**	**0**	**0**	**0.0**	**0**	**0**	**1**	**0**	**0**	**0**	**0**	**5**

POSTSEASON DEFENSIVE STATISTICS

			TACKLES					INTERCEPTIONS					MISCELLANEOUS					
Year	*Team*	*G/S*	*TT*	*UT*	*A*	*S*	*YDS*	*NO*	*YDS*	*AVG*	*LG*	*TD*	*PD*	*FF*	*FR*	*YDS*	*TD*	*SPT*
2024	Rams								Practice Squad									
2025	Patriots	4/0	2	2	0	0.0	0.0	0	0	0.0	0	0	0	0	0	0	0	1
Totals – 2 Years		**4/0**	**2**	**2**	**0**	**0.0**	**0.0**	**0**	**0**	**0.0**	**0**	**0**	**0**	**0**	**0**	**0**	**0**	**1**

CRAIG WOODSON

4 | SAFETY

HT: 6-0 | **WT:** 200 | **Born:** 2/20/2001 | **Exp. (NFL/Patriots):** 2/2
GP/GS (Playoffs): 18/16 (4/4) | **Acq:** D4a-25 (106th)
College: California | **Hometown:** Grand Prairie, Texas

CAREER TRANSACTIONS

Craig Woodson was drafted by the New England Patriots in the fourth round (106th overall) of the 2025 NFL Draft.

SEASONAL REVIEWS

2025 (1/1)

- Started at safety and recorded 5 tackles on defense while serving on the kickoff unit on special teams.

2025 (17/15, 4/4)

- Played in all 17 games with 15 starts at safety and finished with 75 tackles (40 solo, 35 assists), 2 fumble recoveries, 3 passes defensed and 4 special teams tackles.
- Started all four postseason games and led the team with 28 tackles (18 solo, 10 assists), 1 interception, 1 fumble recovery, 6 passes defensed and 2 special teams tackles.
- Made his NFL debut vs. Las Vegas (9/7) and was one of three rookies to start on opening day, joining T Will Campbell and OL Jared Wilson.
- Recorded his third and fourth tackles for loss vs. Carolina (9/28), becoming the first Patriots rookie defensive back to record 4 tackles for loss since the stat began being tracked in 1999.
- Recovered a fumble that was forced by LB Christian Elliss in the fourth quarter at New Orleans (10/12) for his first career fumble recovery. Elliss knocked the ball loose from TE Juwan Johnson after a 13-yard reception from QB Spencer Rattler, and he recovered at the New England 49-yard line.
- Recovered a fumble that was forced by S Jaylinn Hawkins in the first quarter at Baltimore (12/21). Hawkins knocked the ball loose from RB Derrick Henry after a 5-yard rush, and Woodson recovered at the New England 32-yard line. The ensuing offensive drive resulted in a 1-yard touchdown pass from QB Drake Maye to TE Hunter Henry.
- Became the first Patriots rookie to have 1 fumble recovery and 1 interception in a postseason game in the Divisional Round vs. Houston (1/18/26). He intercepted a pass from QB C.J. Stroud in the second quarter for the first interception of his career, and recovered a fumble by RB Woody Marks in the third quarter caused by CB Christian Gonzalez. The only other rookies to do so in NFL history are Jacksonville DT Derek Landri (1/5/08 at Pittsburgh), Green Bay CB Craig Newsome (1/6/96 at San Francisco), Washington S Alvin Walton (12/28/86 vs. the L.A. Rams), L.A. Rams CB Jerry Gray (1/4/86 vs. Dallas), Dallas CB Everson Walls (1/10/82 at San Francisco) and Detroit DB Terry Barr (12/29/57 vs. Cleveland).
- After a 10 tackle, 3 tackle for loss and 2 passes defensed performance in Super Bowl LX vs. Seattle (2/8/26), he became the first player in NFL history to have 3 tackles for loss and multiple pass defenses in the Super Bowl since at least 1999 (when they first started tracking those stats). He is only the second player to do so in any postseason game, joining DL Roy Robertson-Harris, who did so with Jacksonville in the Wild Card Round vs. the L.A. Chargers on Jan. 14, 2023. He is the first rookie to have 3 tackles for loss in a Super Bowl since 1999, and sixth player regardless of service years to do so, joining Logan Wilson with Cincinnati (Super Bowl LVI vs. the Los Angeles Rams), Grady Jarrett with Atlanta (Super Bowl LI vs. New England), Desmond Bishop with Green Bay (Super Bowl XLV vs. Pittsburgh), Darnell Dockett with Arizona (Super Bowl XLIII vs. Pittsburgh) and Willie McGinest with New England (Super Bowl XXXVI vs. St. Louis). He is also the eighth rookie and fourth Patriots rookie to have multiple passes defensed in a Super Bowl since 1999.

UPDATED STATISTICS

Click or scan on the QR Code to access updated statistical information.

COLLEGE

- Spent six seasons at Cal (2019-24), appearing in a total of 46 games and logging 245 tackles (165 solo), 18 passes defensed, 10 tackles for loss, 5 interceptions (including one returned for a touchdown), 3 forced fumbles and 1 fumble recovery.
- He received Third Team All-ACC honors in 2024 after recording 70 tackles (45 solo), 9 passes defensed, 3 tackles for loss, 2 interceptions and 1 fumble recovery.

PERSONAL

- Earned unanimous All-District recognition as a senior at South Grand Prairie High School in Grand Prairie, Texas, when he had 96 tackles, 2 interceptions, 13 passes deflected, 2 forced fumbles and 2 blocked field goals while also scoring 4 touchdowns for a team that reached the opening round of the Conference 6A D1 state championships.
- Son of Gregory and Hellen Woodson.
- A member of the Fellowship of Christian Athletes.
- Participated in Marshawn Lynch's Fam 1st Family turkey drive on Thanksgiving Day 2019.
- Graduated from Cal in May of 2023 with a bachelor's degree in film and media before adding a graduate certificate in business administration in December of 2023.

CRAIG WOODSON **STATISTICS**

POS: S HT: 6-0 WT: 200 LBS YEAR: 2ND ACQ: D4a-25 (106TH) COLLEGE: CALIFORNIA BORN: 2/20/2001

REGULAR SEASON DEFENSIVE STATISTICS

			TACKLES						*INTERCEPTIONS*					*MISCELLANEOUS*				
Year	*Team*	*G/S*	*TT*	*UT*	*A*	*S*	*YDS*	*NO*	*YDS*	*AVG*	*LG*	*TD*	*PD*	*FF*	*FR*	*YDS*	*TD*	*SPT*
2025	Patriots	17/15	75	40	35	0	0.0	0	0	0.0	0	0	3	0	2	0	0	4
Totals – 1 Year		**17/15**	**75**	**40**	**35**	**0**	**0.0**	**0**	**0**	**0.0**	**0**	**0**	**3**	**0**	**2**	**0**	**0**	**4**

POSTSEASON DEFENSIVE STATISTICS

			TACKLES						*INTERCEPTIONS*					*MISCELLANEOUS*				
Year	*Team*	*G/S*	*TT*	*UT*	*A*	*S*	*YDS*	*NO*	*YDS*	*AVG*	*LG*	*TD*	*PD*	*FF*	*FR*	*YDS*	*TD*	*SPT*
2025	Patriots	4/4	28	18	10	0	0.0	1	0	0.0	0	0	6	0	1	0	0	2
Totals – 1 Year		**4/4**	**28**	**18**	**10**	**0**	**0.0**	**1**	**0**	**0.0**	**0**	**0**	**6**	**0**	**1**	**0**	**0**	**2**

CHANDLER BRAYBOY

81 | WIDE RECEIVER

HT: 6-1 | **WT:** 199 | **Born:** 8/20/2001
Exp. (NFL/Patriots): 1/1 | **Acq:** FA-26
College: Elon | **Hometown:** Pembroke, N.C.

CAREER TRANSACTIONS

Chandler Brayboy was signed by the New England Patriots to the practice squad on September 14, 2026 ... Originally signed by Jacksonville as a rookie free agent (4/28/25) ... Released by Jacksonville (8/26/25) ... Signed by Jacksonville to the practice squad (8/27/25) ... Signed by Jacksonville to a futures contract (1/12/26) ... Released by Jacksonville (8/30/26).

2026 (0/0 - NEW ENGLAND)

- Spent training camp with Jacksonville before being released and getting signed by New England to the practice squad.

2025 (0/0, 0/0 - JACKSONVILLE)

- Spent the 2025 season on Jacksonville's practice squad after being signed by the team as a rookie free agent.

COLLEGE

- Played six seasons at Elon (2019-24), totaling 165 receptions for 2,660 yards and 19 touchdowns, 23 carries for 245 yards and a touchdown while adding 1,500 kick return yards.
- Was a team captain his senior season where he earned First Team All-America honors by Phil Steele and the AFCA.

UPDATED STATISTICS

Click or scan on the QR Code to access updated statistical information.

- Became one of two players in program history to finish with 1,500 receiving yards and 1,500 kick return yards.
- In 2023, averaged a team-best 19.6 yards per reception, ranking eighth in the country and leading to an All-CAA honorable mention. His 26.9 kick return-yard average ranked 10th in the country.

PERSONAL

- Attended Purnell Sweat High School where he played football, basketball and baseball.
- Was named Sandhills Athletic Conference Player of the Year and his team's Offensive Player of the Year team MVP his senior season after totaling 1,700 all-purpose yards and 16 touchdowns.

K.J. BRITT

35 | LINEBACKER

HT: 6-0 | **WT:** 240 | **Born:** 6/4/1999 **Exp. (NFL/Patriots):** 6/1
GP/GS (Playoffs): 76/16 (6/2) | **Acq:** UFA (MIA)-26
College: Auburn | **Hometown:** Oxford, Ala.

CAREER TRANSACTIONS

K.J. Britt was signed by the New England Patriots to the practice squad on September 1, 2026 ... Originally drafted by Tampa Bay in the fifth round (176th overall) of the 2021 NFL Draft ... Signed by Miami as an unrestricted free agent from Tampa Bay (3/13/25) ... Signed by New England as an unrestricted free agent from Miami (3/12/26) ... Released by New England (8/31/26).

SEASONAL REVIEWS

2026 (0/0 NEW ENGLAND)

- Spent training camp with New England before being released and then being signed to the practice squad.

2025 (17/1 - MIAMI)

- Appeared in all 17 games with one start for Miami. Recorded 24 tackles (6 solo) and 11 special teams tackles.
- Logged a career-high 13 total tackles in his lone start of the season vs. the L.A. Chargers (10/12).

2024 (14/11, 1/0 - TAMPA BAY)

- Played in 14 games with 11 starts, logging a career high 72 tackles (40 solo), 2 tackles for loss, 1 pass defensed and a ½ sack.
- Inactive vs. Las Vegas (12/8), at the L.A. Chargers (12/15) and at Dallas (12/22) due to injury.
- Appeared in the team's Wild Card Round game vs. Washington (1/12/25), registering 5 tackles (3 solo).

2023 (16/4, 2/2 - TAMPA BAY)

- Played in all 16 games with four starts and finished with 19 tackles (9 solo) and 1 tackle for loss, with 10 special teams tackles.
- Inactive at Carolina (1/7/24) due to injury.
- Started both of the team's postseason games vs. Philadelphia (1/15/24) and at Detroit (1/21/24), accumulating 15 tackles (7 solo), 1 tackle for loss and 1 pass defensed.
- Had a postseason career high 12 total tackles in the Divisional Round at Detroit (1/21/24).

2022 (12/0, 1/0 - TAMPA BAY)

- Played in 12 games, tallying 7 tackles (2 solo) and 6 special teams tackles.
- Placed on Injured Reserve on Oct. 25 due to an ankle injury before being activated on Dec. 10.
- Appeared in the team's Wild Card matchup vs. Dallas (1/16/23).

2021 (17/0, 2/0 - TAMPA BAY)

- Played in all 17 games, finishing with 7 tackles (5 solo), 1 tackle for loss and 1 pass defensed, along with 5 special teams tackles.
- Made his NFL debut vs. Dallas (9/9/21).
- Played in the team's Wild Card game vs. Philadelphia (1/16/22) and Divisional Round game vs. the L.A. Rams (1/23/22). Logged 1 special teams tackle.

UPDATED STATISTICS

Click or scan on the QR Code to access updated statistical information.

COLLEGE

- Played four seasons at Auburn (2017-20), appearing in 42 games (14 starts) and logging 119 tackles (64 solo), 13 tackles for loss, 2½ sacks, 2 passes defensed and 1 forced fumble.
- Was on the Lott IMPACT Trophy, Bednarik Award, Butkus Award and Bronko Nagurski Trophy watch lists and was a preseason All-SEC First Team player in 2020, starting the first two games before undergoing season-ending hand surgery.
- Earned All-SEC First Team honors in his first year as a starter as a junior in 2019, starting 12 of 13 games and totaling 69 tackles (37 solo), 10 tackles for loss, 2½ sacks, 1 pass defensed and 1 forced fumble.

PERSONAL

- Attended Oxford High School (Oxford, Ala.), being named 2016 regional MVP and a first-team all-state honoree as a senior. Logged 124 tackles, 17 tackles for loss, 5 sacks and 1 interception as a senior.
- Member of Omega Psi Phi Fraternity, Inc.

K.J. BRITT **STATISTICS**

POS: LB HT: 6-0 WT: 240 LBS YEAR: 6TH ACQ: UFA (MIA)-26 COLLEGE: AUBURN BORN: 6/4/99

REGULAR SEASON DEFENSIVE STATISTICS

			TACKLES					INTERCEPTIONS						MISCELLANEOUS				
Year	*Team*	*G/S*	*TT*	*UT*	*A*	*S*	*YDS*	*NO*	*YDS*	*AVG*	*LG*	*TD*	*PD*	*FF*	*FR*	*YDS*	*TD*	*SPT*
2021	Buccaneers	17/0	7	5	2	0.0	0.0	0	0	0.0	0	0	1	0	0	0	0	5
2022	Buccaneers	12/0	7	2	5	0.0	0.0	0	0	0.0	0	0	0	0	0	0	0	6
2023	Buccaneers	16/4	19	9	10	0.0	0.0	0	0	0.0	0	0	1	0	0	0	0	10
2024	Buccaneers	14/11	72	40	32	0.5	4.5	0	0	0.0	0	0	1	0	0	0	0	0
2025	Dolphins	17/1	24	6	18	0.0	0.0	0	0	0.0	0	0	0	0	0	0	0	11
TOTALS- 5 years		**76/16**	**129**	**62**	**67**	**0.5**	**4.5**	**0**	**0**	**0.0**	**0**	**0**	**3**	**0**	**0**	**0**	**0**	**32**

POSTSEASON SEASON DEFENSIVE STATISTICS

			TACKLES					INTERCEPTIONS						MISCELLANEOUS				
Year	*Team*	*G/S*	*TT*	*UT*	*A*	*S*	*YDS*	*NO*	*YDS*	*AVG*	*LG*	*TD*	*PD*	*FF*	*FR*	*YDS*	*TD*	*SPT*
2021	Buccaneers	2/0	0	0	0	0.0	0.0	0	0	0.0	0	0	0	0	0	0	0	1
2022	Buccaneers	1/0	1	0	1	0.0	0.0	0	0	0.0	0	0	0	0	0	0	0	0
2023	Buccaneers	2/2	15	7	8	0.0	0.0	0	0	0.0	0	0	1	0	0	0	0	0
2024	Buccaneers	1/0	5	3	2	0.0	0.0	0	0	0.0	0	0	0	0	0	0	0	0
TOTALS- 4 years		**6/2**	**21**	**10**	**11**	**0.0**	**0.0**	**0**	**0**	**0.0**	**0**	**0**	**1**	**0**	**0**	**0**	**0**	**1**

MIKE **BROWN**

33 | SAFETY

HT: 6-1 | **WT:** 218 | **Born:** 4/7/1999 **Exp. (NFL/Patriots):** 4/1
GP/GS (Playoffs): 38/5 (0/0) | **Acq:** FA-26
College: Miami (Ohio) | **Hometown:** Grand Rapids, Mich.

PLAYERS

CAREER TRANSACTIONS

Mike Brown was signed by the New England Patriots to the practice squad on August 31, 2026 ... Originally signed by Minnesota as a rookie free agent (5/1/22) ... Released by Minnesota (8/30/22) ... Signed by Green Bay to the practice squad (9/14/22) ... Released by Green Bay from the practice squad (9/22/22) ... Signed by Minnesota to the practice squad (10/5/22) ... Released by Minnesota from the practice squad (10/18/22) ... Signed by Cleveland to the practice squad (10/5/22) ... Elevated by Cleveland to the active roster from the practice squad (11/19/22) ... Reverted back to the Cleveland practice squad (11/21/22) ... Elevated by Cleveland to the active roster from the practice squad (12/3/22) ... Reverted back to the Cleveland practice squad (12/5/22) ... Elevated by Cleveland to the active roster from the practice squad (12/10/22) ... Reverted back to the Cleveland practice squad (12/12/22) ... Signed by Tennessee to the 53-man roster from the Cleveland practice squad (1/2/23) ... Re-signed by Tennessee to a one-year deal (3/11/25) ... Signed by New England as a free agent (3/12/26) ... Released by New England (8/30/26).

SEASONAL REVIEWS

2026 (0/0 NEW ENGLAND)

- Spent training camp with New England before being released and then being signed to the practice squad.

2025 (9/0 - TENNESSEE)

- Appeared in nine games, logging 3 special teams tackles.
- Placed on Injured Reserve on Oct. 4 and was activated on Nov. 15.
- Went on Injured Reserve a second time on Dec. 16, ending his season.

2024 (17/4 - TENNESSEE)

- Played in all 17 games with four starts, posting 38 tackles (20 tackles) and 1 pass defensed, along with 11 special teams tackles.

2023 (9/1 - TENNESSEE)

- Played in nine games with one start, accumulating 7 tackles (5 solo) and 1 pass defensed.

UPDATED STATISTICS

Click or scan on the QR Code to access updated statistical information.

- Placed on Injured Reserve on Sept. 26 and was activated on Nov. 18.
- Inactive at Miami (12/11) and vs. Houston (12/17).

2022 (3/0 - CLEVELAND)

- Played in three games for Cleveland, logging 1 special teams tackle.
- Signed by Minnesota as a rookie free agent before being released during training camp. Had stints on Green Bay's and Minnesota's practice squads during the season before signing to the Cleveland practice squad on Oct. 5.
- Elevated to the active roster from the practice squad for his NFL debut at Buffalo (11/20), and then at Houston (12/4) and at Cincinnati (12/11).
- Signed to the Tennessee 53-man roster from the Cleveland practice squad on January 2, 2023.
- Inactive at Jacksonville (1/7/23).

COLLEGE

- Played five seasons at Miami (Ohio) (2017-21), appearing in 53 games and finishing his career with 197 tackles (112 solo), 16½ tackles for loss, 6 passes defensed, 4 interceptions (including two returned for touchdowns), 3½ sacks, 2 fumble recoveries and 1 forced fumble.

PERSONAL

- Attended Grand Rapids Catholic High School (Grand Rapids, Mich.), winning a state championship in 2016 and earning first-team all-state honors.

MIKE BROWN **STATISTICS**

POS: S HT: 6-1 WT: 218 LBS YEAR: 4TH ACQ: FA-26 COLLEGE: MIAMI (OHIO) BORN: 4/7/99

REGULAR SEASON DEFENSIVE STATISTICS

			TACKLES					*INTERCEPTIONS*						*MISCELLANEOUS*				
Year	*Team*	*G/S*	*TT*	*UT*	*A*	*S*	*YDS*	*NO*	*YDS*	*AVG*	*LG*	*TD*	*PD*	*FF*	*FR*	*YDS*	*TD*	*SPT*
2022	Browns	3/0	0	0	0	0.0	0.0	0	0	0.0	0	0	0	0	0	0	0	1
2022	Titans	0/0	0	0	0	0.0	0.0	0	0	0.0	0	0	0	0	0	0	0	0
2023	Titans	9/1	7	5	2	0.0	0.0	0	0	0.0	0	0	1	0	0	0	0	0
2024	Titans	17/4	38	20	18	0.0	0.0	0	0	0.0	0	0	1	0	0	0	0	11
2025	Titans	9/0	0	0	0	0.0	0.0	0	0	0.0	0	0	0	0	0	0	0	3
TOTALS- 4 years		**38/5**	**45**	**25**	**20**	**0.0**	**0.0**	**0**	**0**	**0.0**	**0**	**0**	**2**	**0**	**0**	**0**	**0**	**15**

ELLIOTT **DAVISON**

27 | SAFETY

HT: 6-0 | **WT:** 200 | **Born:** 12/19/2001 | **Exp. (NFL/Patriots):** 1/1
GP/GS (Playoffs): 0/0 (0/0) | **Acq:** FA-26
College: Texas-San Antonio | **Hometown:** Tyler, Texas

PLAYERS

CAREER TRANSACTIONS

Elliott Davison was signed by the New England Patriots to the practice squad on September 15, 2026 ... Originally signed by New Orleans as a rookie free agent (4/28/25) ... Released by New Orleans (8/26/25) ... Signed by New Orleans to the practice squad (8/27/25) ... Signed by New Orleans to a futures contract (1/5/26) ... Released by New Orleans (8/30/26) ... Signed by New England to the practice squad (9/3/26) ... Released by New England (9/14/26).

SEASONAL REVIEWS

2026 (0/0 NEW ENGLAND)

- Spent training camp with New Orleans before being released and signed with New England to the practice squad.

2025 (0/0 NEW ORLEANS)

- Spent the regular season on the practice squad after being released at the conclusion of training camp.

COLLEGE

- Spent three seasons at Incarnate Word (2020-22) and finished his career at Texas-San Antonio (2023-24). In 58 total games played and 41 starts, he recorded 233 tackles, 21 passes defensed, 10 interceptions, a forced fumble and a fumble recovery.
- Started 14 games over his Texas-San Antonio career, which included a 76-yard INT in a win vs. UAB (10/14/23), the fourth-longest INT return in program history.
- In 2022, helped lead UIW to the FCS Playoff semifinal after a 12-2 season in which he recorded 42 tackles, 9 passes defensed and 3 interceptions.

UPDATED STATISTICS

Click or scan on the QR Code to access updated statistical information.

PERSONAL

- Graduated from Legacy High School where he led his football team to the playoffs after recording 108 tackles, 7 passes defensed, 6 interceptions and a blocked field goal.
- Earned All-District team honors in three of his four high school football seasons (2018-20).
- Graduated from Texas-San Antonio with a bachelor's degree in business management.

ELLIOTT DAVISON **STATISTICS**

POS: S HT: 6-0 WT: 190 LBS YEAR: 1ST ACQ: FA-26 COLLEGE: TEXAS-SAN ANTONIO BORN: 12/19/2001

REGULAR SEASON DEFENSIVE STATISTICS

			TACKLES					*INTERCEPTIONS*						*MISCELLANEOUS*				
Year	*Team*	*G/S*	*TT*	*UT*	*A*	*S*	*YDS*	*NO*	*YDS*	*AVG*	*LG*	*TD*	*PD*	*FF*	*FR*	*YDS*	*TD*	*SPT*
2025	NO					Practice Squad												
Totals – 1 Year		**0/0**	**0**	**0**	**0**	**0**	**0.0**	**0**	**0**	**0.0**	**0**	**0**	**0**	**0**	**0**	**0**	**0**	**0**

KYLE **DIXON**

83 | WIDE RECEIVER

HT: 6-2 | **WT:** 220 | **Born:** 9/14/2000 | **Exp. (NFL/Patriots):** Rookie
GP/GS (Playoffs): 0/0 (0/0) | **Acq:** FA-26
College: Culver-Stockton | **Hometown:** Carlinville, Ill.

UPDATED STATISTICS

Click or scan on the QR Code to access updated statistical information.

CAREER TRANSACTIONS

Kyle Dixon was signed by the New England Patriots to the practice squad on August 31, 2026 ... Originally signed by New England as a rookie free agent (5/8/26) ... Released by New England (8/30/26).

SEASONAL REVIEWS

2026 (0/0)

- Spent training camp with New England before being released and then being signed to the practice squad.

COLLEGE

- Played two seasons at Culver-Stockton and finished with 143 receptions for 2,394 receiving yards and 24 touchdowns.
- Caught 83 passes for 1,282 yards and 12 touchdowns in 2025.
- Was a college baseball pitcher for Southern Illinois University-Carbondale, Southern Illinois University-Edwardsville and Georgia-Gwinnet before making the switch to football.
- Was the first wide receiver in Culver-Stockton history to record two 1,00-yard seasons.

PERSONAL

- Set school records in receptions, receiving yards and receiving touchdowns in a season at Carlinville High School (Ill.).
- Son of Monica and Tim Dixon and has two older brothers, Ethan and Jacob.

CAMERON **DORNER**

88 | WIDE RECEIVER

HT: 6-1 | **WT:** 188 | **Born:** 2/4/2004| **Exp. (NFL/Patriots):** Rookie
GP/GS (Playoffs): 0/0 (0/0) | **Acq:** FA-26
College: North Texas | **Hometown:** New Market, Md.

PLAYERS

CAREER TRANSACTIONS

Cameron Dorner was signed by the New England Patriots to the practice squad on August 31, 2026 ... Originally signed by New England as a rookie free agent (5/8/26) ... Released by New England (8/30/26).

SEASONAL REVIEWS

2026 (0/0)

- Spent training camp with New England before being released and then being signed to the practice squad.

COLLEGE

- Started his career at Division II Shepherd University (2022-24) before transferring to North Texas (2025) for his final season.
- Played in 47 career games with 23 starts, totaling 175 catches for 2,378 yards (13.6 avg.) and 21 touchdowns.

UPDATED STATISTICS

Click or scan on the QR Code to access updated statistical information.

- Ranked second in the team in 2025 with 56 receptions for 911 yards (16.3 avg.) and 8 touchdowns.

PERSONAL

- Led Oakdale High School in New Market, Md., in catches, receiving yards and touchdowns as a senior,.
- A three-sport athlete who also played basketball and ran track in high school.

ERIC GREGORY

95 | DEFENSIVE TACKLE

HT: 6-3 | **WT:** 319 | **Born:** 9/13/2000 | **Exp. (NFL/Patriots):** 2/2
GP/GS (Playoffs): 6/0 (1/0) | **Acq:** CW (CIN)-25
College: Arkansas | **Hometown:** Memphis, Tenn.

CAREER TRANSACTIONS

Eric Gregory was signed by the New England Patriots to the practice squad on August 31, 2026 ... Originally signed by Cincinnati as a rookie free agent (5/9/25) ... Released by Cincinnati (8/28/25) ... Claimed off waivers from Cincinnati and awarded to New England (8/29/25) ... Released by New England (8/30/26).

SEASONAL REVIEWS

2026 (0/0 NEW ENGLAND)

- Spent training camp with New England before being released and then being signed to the practice squad.

2025 (6/0, 1/0 NEW ENGLAND)

- Played in six games as a reserve and finished with 8 tackles (1 solo).
- Appeared in one postseason game, the team's Wild Card matchup vs. the L.A. Chargers (1/11/26).
- Claimed off waivers and awarded to New England from Cincinnati on Aug. 29 after signing with the Bengals as a rookie free agent.
- Inactive for the first 10 games of the season.
- Made his NFL debut vs. the N.Y. Jets (11/13), entering the game on defense during the first drive of the game. He finished with 1 assisted tackle.
- Inactive vs. Buffalo (12/14).
- Inactive for the Divisional Round vs. Houston (1/18/26).
- Placed on injured reserve on Jan. 24.

COLLEGE

- Played in 61 games with 44 starts over six seasons (2019-24) at Arkansas.
- Started all 12 games in 2024 and recorded 42 tackles, 3 sacks and 1 pass defensed.
- In 2023, started all 12 games and totaled 16 tackles, 1 sack and 1 pass defensed.
- Played in all 13 games with 10 starts in 2022 and recorded 19 tackles 2 sacks.
- In 2021, played in all 13 games with three starts and tallied 27 tackles, 1 sack and 1 pass defensed.
- Played in nine games with seven starts during the 2020 season that was shortened due to COVID-19 pandemic and logged 27 tackles, 2½ sacks and 1 interception.
- Secured first career interception on vs. Tennessee (11/7) and finished with 5 tackles.
- As a true freshman in 2019, saw action in two games and recorded 4 tackles.
- Made collegiate debut vs. Auburn (10/19) and logged 2 tackles.

PERSONAL

- Spent final high school season at IMG Academy in Bradenton, Fla., after three years at Memphis Central High School in Memphis, Tenn.
- Recorded 17 tackles and 1.5 sacks as a senior in 2018 and helped IMG to 7-1 final record.
- Totaled 56 tackles and 12 sacks during career at Memphis Central.
- Graduated from Arkansas with a bachelor's degree in communications.

UPDATED STATISTICS

Click or scan on the QR Code to access updated statistical information.

ERIC GREGORY STATISTICS

POS: DT HT: 6-3 WT: 319 LBS YEAR: 2ND ACQ: CW (CIN)-25 COLLEGE: ARKANSAS BORN: 9/13/00

REGULAR SEASON DEFENSIVE STATISTICS

			TACKLES					INTERCEPTIONS						MISCELLANEOUS				
Year	*Team*	*G/S*	*TT*	*UT*	*A*	*S*	*YDS*	*NO*	*YDS*	*AVG*	*LG*	*TD*	*PD*	*FF*	*FR*	*YDS*	*TD*	*SPT*
2025	Patriots	6/0	8	1	7	0.0	0.0	0	0	0.0	0	0	0	0	0	0	0	0
Totals – 1 Year		**6/0**	**8**	**1**	**7**	**0.0**	**0.0**	**0**	**0**	**0.0**	**0**	**0**	**0**	**0**	**0**	**0**	**0**	**0**

POSTSEASON DEFENSIVE STATISTICS

			TACKLES					INTERCEPTIONS						MISCELLANEOUS				
Year	*Team*	*G/S*	*TT*	*UT*	*A*	*S*	*YDS*	*NO*	*YDS*	*AVG*	*LG*	*TD*	*PD*	*FF*	*FR*	*YDS*	*TD*	*SPT*
2025	Patriots	1/0	0	0	0	0.0	0.0	0	0	0.0	0	0	0	0	0	0	0	0
Totals – 1 Year		**1/0**	**0**	**0**	**0**	**0.0**	**0.0**	**0**	**0**	**0.0**	**0**	**0**	**0**	**0**	**0**	**0**	**0**	**0**

XAVIER **HOLMES**

58 | LINEBACKER

HT: 6-2 | **WT:** 252 | **Born:** 4/16/2002
Exp. (NFL/Patriots): Rookie | **Acq:** FA-26
College: James Madison | **Hometown:** Clarksburg, Md.

CAREER TRANSACTIONS

Xavier Holmes was signed by the New England Patriots to the practice squad on September 14, 2026 ... Originally signed by New England as a rookie free agent (5/11/26) ... Released by New England (8/30/26).

COLLEGE

- Spent four seasons at Maine (2021-24) and finished his collegiate career at James Madison (2025).
- Played in 39 career games and finished with 153 tackles, 14½ sacks, 2 interceptions, 4 passes defensed, 3 forced fumbles and 5 fumble recoveries.
- Totaled 30 tackles, 6 sacks, 1 interception, 4 passes defensed, 1 fumble recovery and a blocked kick in 2025.

UPDATED STATISTICS

Click or scan on the QR Code to access updated statistical information.

PERSONAL

- Three-year team captain at Clarksburg High School (Md.).
- Spent one season at Jireh Prep in 2020 and helped lead the team to its first undefeated season in school history.
- Has five sisters and one brother.

JAKE **KUBAS**

63 | OFFENSIVE LINE

HT: 6-4 | **WT:** 308 | **Born:** 8/13/2000 **Exp. (NFL/Patriots):** 2/1
GP/GS (Playoffs): 5/3 (0/0) | **Acq:** FA-26
College: North Dakota State | **Hometown:** Dickinson, N.D.

PRONOUNCED KOO-bus

CAREER TRANSACTIONS

Jake Kubas was signed by the New England Patriots to the practice squad on September 1, 2026 ... Originally signed by the New York Giants as a rookie free agent (5/10/24) ... Released by the New York Giants (8/26/25) ... Signed by the New York Giants to the practice squad (8/27/25) ... Signed by the New York Giants to a futures contract (1/7/26) ... Released by the New York Giants (8/30/26).

SEASONAL REVIEWS

2026 (0/0 NEW ENGLAND)

- Spent training camp with New England before being released and then being signed to the practice squad.

2025 (0/0 - N.Y. GIANTS)

- Spent the season on the practice squad.

2024 (5/3 - N.Y. GIANTS)

- Played in five games with three starts - one at left guard, two at right guard.
- Inactive for the first 12 games of the year.
- Was one of only two rookie free agents to make the initial 53-man roster, joining DT Elijah Chatman.
- Made his NFL debut vs. New Orleans (12/8).
- Made his first career start at Atlanta (12/22) at left guard.
- Started at right guard for the first time vs. Indianapolis (12/29) in a 45-33 win.

UPDATED STATISTICS

Click or scan on the QR Code to access updated statistical information.

COLLEGE

- Played in 52 games with 44 starts at right guard at North Dakota State.
- As a team captain in 2023, started 14 games at right guard and was named to the All-Missouri Valley Football Conference First-Team. Blocked for an offense that led the nation in rushing yards (3,560), rushing touchdowns (47) and offensive touchdowns (69).
- Started all 15 games at right guard in 2022 and blocked for a rushing attack that ranked No. 2 in the FCS, averaging 280.6 yards per game.

PERSONAL

- Three-year letterman, two-year starter and two-time captain at Trinity High School in Dickinson, N.D.
- All-Conference First-Team as a junior and All-State First-Team as a senior.
- Also competed in basketball and track.
- Son of Monte and Susan Kubas.

LAN LARISON

34 | RUNNING BACK

HT: 5-11 | **WT:** 209 | **Born:** 10/11/2001 | **Exp. (NFL/Patriots):** 2/2
GP/GS (Playoffs): 1/0 (0/0) | **Acq:** FA-25
College: UC Davis | **Hometown:** Caldwell, Idaho

CAREER TRANSACTIONS

Lan Larison was signed by the New England Patriots to the practice squad on August 31, 2026 ... Originally signed by New England as a rookie free agent (5/9/25) ... Released by New England (8/30/26) ... Elevated by New England to the active roster from the practice squad (9/9/26) ... Reverted back to the New England practice squad (9/10/26).

SEASONAL REVIEWS

2026 (1/0)

- Was elevated by New England to the active roster from the practice squad and made his NFL debut at Seattle (9/9), recording 2 receptions for 9 yards. Returned 3 kicks for 80 yards and saw action on the kickoff unit as well.

2025 (0/0, 0/0)

- Placed on Injured Reserve on Aug. 10 after suffering an injury in the first preseason game vs. Washington (8/8).

COLLEGE

- Spent four seasons as a running back at UC Davis (2021-24).
- Played in 50 career games, recording 641 carries for 3,634 yards and 41 touchdowns. Also added 127 catches for 1,626 yards and 10 touchdowns.

UPDATED STATISTICS

Click or scan on the QR Code to access updated statistical information.

- Holds school record for single-season All-Purpose yards (2,387) and career All-Purpose yards (6,504).
- Last season, set the school record for all-purpose yards after finishing with 1,465 rushing yards with 17 touchdowns and 62 receptions for 847 yards and 6 touchdowns.

PERSONAL

- Earned back-to-back 4A State and Southern Idaho Conference Player of the Year honors.
- Rushed for 2,373 yards and 27 touchdowns, threw for 778 yards and 9 touchdowns while adding 67 tackles and 3 interceptions.
- Saved the life of a neighbor who had suffered from cardiac arrest in a swimming pool in high school.
- Avid rodeo competitor following in the footsteps of older siblings and professional athletes Ringo and Rainy Robinson.

LORENZ METZ

61 | TACKLE

HT: 6-9 | **WT:** 320 | **Born:** 3/7/1999 | **Exp. (NFL/Patriots):** 1/2
GP/GS (Playoffs): 0/0 (0/0) | **Acq:** FA-25
College: Cincinnati | **Hometown:** Neuötting, Bavaria, Germany

CAREER TRANSACTIONS

Lorenz Metz was signed by the New England Patriots to the practice squad on August 31, 2026 ... Originally signed by Chicago as a rookie free agent (5/6/23) ... Released by Chicago (7/26/23) ... Signed by Tampa Bay (4/15/24) ... Released by Tampa Bay (8/27/24) ... Signed by Tampa Bay to the practice squad (8/29/24) ... Signed by Tampa Bay to a futures contract (1/14/25) ... Released by Tampa Bay (8/26/25) ... Signed by Tampa Bay to the practice squad (8/27/25) ... Signed by New England to the practice squad (1/13/26) ... Signed by New England to a futures contract (2/10/26) ... Released by New England (8/30/26).

SEASONAL REVIEWS

2026 (0/0 NEW ENGLAND)

- Spent training camp with New England before being released and then being signed to the practice squad.

2025 (0/0 - TAMPA BAY)

- Spent training camp with Tampa Bay and then the entire season on the Buccaneers practice squad. He signed to the Patriots practice squad on Jan. 13, 2026, as an International Pathway player after his contract with the Buccaneers expired.

2024 (0/0, 0/0 - TAMPA BAY)

- Signed by Tampa Bay on April 15, spent training camp with the team before spending the entire season on their practice squad as an International Pathway player.

UPDATED STATISTICS

Click or scan on the QR Code to access updated statistical information.

2023 (0/0 - CHICAGO)

- Originally signed by Chicago as a rookie free agent, spending part of training camp with the team before being released on July 26.

COLLEGE

- Played five seasons at Cincinnati (2018-22), playing in 39 games with 26 starts across both tackle spots and at right guard for the Bearcats.
- Started eight games at right guard in 2018 en route to All-AAC First Team honors.

PERSONAL

- Didn't begin playing football until he was 18 and was already a chemical technician in Germany.
- Played for the Kirchdorf Wildcats in the German Football League in Kirchdorf am Inn, Germany, located in southern Bavaria. He saw action in 12 games in 2017, recording 48 tackles, 6 tackles for a loss and 1 sack.

JEREMIAH **PHARMS JR.**

98 | DEFENSIVE TACKLE

HT: 6-2 | **WT:** 300 | **Born:** 10/16/1996 | **Exp. (NFL/Patriots):** 3/5
GP/GS (Playoffs): 31/5 (0/0) | **Acq:** FA-22
College: Friends | **Hometown:** Stockton, Calif.

PLAYERS

CAREER TRANSACTIONS

Jeremiah Pharms Jr. was signed by the New England Patriots to the practice squad on August 31, 2026 ... Originally signed by New England as a free agent (7/19/22) ... Released by New England (8/30/22) ... Signed by New England to the practice squad (8/31/22) ... Released by New England (8/29/23) ... Signed by the New England Patriots to the practice squad (9/4/23) ... Elevated by New England to the active roster from the practice squad (9/30/23) ... Reverted back to the New England practice squad on (10/2/23) ... Elevated by New England to the active roster from the practice squad (10/07/23) ... Reverted back to the New England practice squad (10/9/23) ... Elevated by New England to the active roster from the practice squad (10/14/23) ... Reverted back to the New England practice squad (10/16/23) ... Signed by New England to a futures contract (1/10/23) ... Signed by New England to the 53-man roster from the practice squad (11/4/23) ... Released by New England (9/6/25) ... Signed by New England to the practice squad (9/9/25) ... Elevated by New England to the active roster from the practice squad (11/22/25) ... Reverted back to the New England practice squad (11/24/25) ... Elevated by New England to the active roster from the practice squad (12/1/25) ... Reverted back to the New England practice squad (12/2/25) ... Signed by New England to the 53-man roster from the practice squad (12/27/25) ... Released by New England (1/3/26) ... Signed by New England to the practice squad (1/6/26) ... Signed by New England to a futures contract (2/10/26) ... Released by New England (8/30/26).

SEASONAL REVIEWS

2026 (0/0)

- Spent training camp with New England before being released and then being signed to the practice squad.

2025 (3/0, 0/0)

- Spent time on both the 53-man roster and practice squad throughout the season and played in three games, finishing with 3 tackles (1 solo, 2 assists).
- Elevated by New England to the active roster from the practice squad at Cincinnati (11/23) and saw his first action of the 2025 season.
- Elevated to the active roster from the practice squad vs. the New York Giants (12/1) and recorded what was originally scored as a 13-yard tackle for loss on P Jamie Gillan after K Younghoe Koo never made contact with the ball on a field goal attempt.
- Signed by New England to the 53-man roster from the practice squad on Dec. 27, appearing in his third game of the season at the N.Y. Jets (12/28).

UPDATED STATISTICS

Click or scan on the QR Code to access updated statistical information.

EXTRA POINTS

- Watch Jeremiah's journey to the NFL.

- Released on Jan. 3, 2026, and re-signed to the practice squad on Jan. 6 for the postseason.

2024 (16/5)

- Made the 53-man roster at the start of the season for the first time in his career and played in 16 games with five starts on the defensive line. Finished with 33 total tackles (16 solo, 17 assists), 2 sacks and 5 quarterback hits.
- Inactive at Jacksonville (10/20).
- Made his first-career start in the win vs. the New York Jets (10/27) in place of the injured DT Daniel Ekuale.
- Had his first-career sack at Chicago (11/10) with a 4-yard sack of QB Caleb Williams in the third quarter. Contributed to the team's total of 9 sacks, tied for the second-most in franchise history. Played a key role in limiting the Bears offense to 142 total yards, the Patriots' fewest yards allowed since Nov. 20, 2022, when they held the New York Jets to 103 yards.
- At Buffalo (12/22), sacked QB Josh Allen for a 2-yard loss on a third-and-10 situation to force a field goal in the third quarter.

2023 (12/0)

- Began the season on the practice squad and was elevated to the active roster for three games before being signed to the 53-man roster on Nov. 4.
- Played in 12 games and finished with 9 tackles (4 solo, 5 assists) and 1 fumble recovery.
- Was elevated to the active roster from the practice squad and played in his first NFL game at Dallas (10/1) and saw limited action on defense.
- Elevated to the active roster for the second straight week vs. New Orleans (10/8). Recorded his first tackle of his career in the fourth quarter.
- Elevated to the active roster for the third straight week at Las Vegas (10/15).

- Recovered a fumble at Denver (12/24) that was forced by LB Jahlani Tavai at the New England 39-yard line for his first NFL fumble recovery.

2022 (0/0)

- Spent the 2022 season on the Patriots practice squad.

2022 (USFL - PITTSBURGH MAULERS)

- Was drafted by the Pittsburgh Maulers of the USFL and finished the season with 32 total tackles and two sacks in 10 games.

COLLEGE

- Began his college career at Sacramento City College as a linebacker being slowed by injuries and transferring to Delta Junior College.

PERSONAL

- Born October 16, 1996 in Stockton, Calif.
- His father, Jeremiah Pharms Sr., was a draft pick by the Cleveland Browns in 2001 out of Washington.
- Played in 2021 with the Wichita Force of the Champions Indoor Football League.

JEREMIAH PHARMS JR. STATISTICS

POS: DT HT: 6-2 WT: 300 LBS YEAR: 3RD ACQ: FA-22 COLLEGE: FRIENDS BORN: 10/16/96

REGULAR SEASON DEFENSIVE STATISTICS

			TACKLES					INTERCEPTIONS					MISCELLANEOUS					
Year	Team	G/S	TT	UT	A	S	YDS	NO	YDS	AVG	LG	TD	PD	FF	FR	YDS	TD	SPT
2023	Patriots	12/0	9	4	5	0.0	0.0	0	0	0.0	0	0	0	0	1	0	0	0
2024	Patriots	16/5	33	16	17	2.0	5.0	0	0	0.0	0	0	0	0	0	0	0	0
2025	Patriots	3/0	3	1	2	0.0	0.0	0	0	0.0	0	0	0	0	1	0	0	0
Totals – 3 Years		**31/5**	**45**	**21**	**24**	**2.0**	**5.0**	**0**	**0**	**0.0**	**0**	**0**	**0**	**0**	**1**	**0**	**0**	**0**

POSTSEASON DEFENSIVE STATISTICS

			TACKLES					INTERCEPTIONS					MISCELLANEOUS					
Year	Team	G/S	TT	UT	A	S	YDS	NO	YDS	AVG	LG	TD	PD	FF	FR	YDS	TD	SPT
2025	Patriots						Practice Squad											
Totals – 1 Year		**0/0**	**0**	**0**	**0**	**0.0**	**0.0**	**0**	**0**	**0.0**	**0**	**0**	**0**	**0**	**0**	**0**	**0**	**0**

JOSE RAMIREZ

43 | LINEBACKER

HT: 6-2 | **WT:** 252 | **Born:** 5/9/1999 | **Exp. (NFL/Patriots):** 2/1
GP/GS (Playoffs): 4/0 (0/0) | **Acq:** FA-26
College: UCLA | **Hometown:** Auburndale, Fla.

CAREER TRANSACTIONS

Jose Ramirez was signed by the New England Patriots to the practice squad on September 1, 2026 ... Originally drafted by Tampa Bay in the sixth round (196th overall) of the 2023 NFL Draft ... Released by Tampa Bay (8/28/23) ... Signed by Tampa Bay to the practice squad (8/30/23) ... Elevated by Tampa Bay to the active roster (1/15/24) ... Reverted back by Tampa Bay to the practice squad (1/16/24) ... Signed by Tampa Bay to a futures contract (1/23/24) ... Released by Tampa Bay (8/26/25) ... Signed by Philadelphia to a futures contract (1/15/26) ... Released by Philadelphia (8/26/26).

SEASONAL REVIEWS

2026 (0/0 NEW ENGLAND)

- Spent training camp with Philadelphia before being released and being signed by New England to the practice squad.

2025 (3/0 - HAMILTON, CFL)

- Spent training camp and the preseason with Tampa Bay before being released.
- Appeared in three games with the Hamilton Tiger-Cats of the CFL, recording 4 tackles and 1 sack in three games played.

2024 (4/0, 0/0 - TAMPA BAY)

- Played in four total games, spending the first four as inactive before making his NFL debut at Atlanta (10/3).
- Saw some action at linebacker and defensive end at New Orleans (10/13) in Week 6 before being inactive for the next five games.
- Saw limited game action in Weeks 13 and 14 at Carolina (12/1) and vs. Las Vegas (12/8) before remaining inactive for the rest of the season.

2023 (0/0, 0/0 - TAMPA BAY)

- Spent the majority of the season on the practice squad. Elevated for the Wild Card round vs. Philadelphia (1/15) but was inactive.

UPDATED STATISTICS

Click or scan on the QR Code to access updated statistical information.

COLLEGE

- Played four seasons at Eastern Michigan (2019-22) and was named a Ring of Honor member. His 20 1/2 sacks are second all-time in school history his 34 tackles for a loss rank fifth all-time.
- In 2022, was named First-Team All-MAC and won the MAC Defensive MVP after ranking first in the conference with 19 1/2 tackles for a loss and 12 sacks, both career-highs. 12 sacks in a single-season is an EMU school record.
- Named Third-Team All-MAC after recording 63 tackles, 6 sacks, 12 tackles for a loss, a team-leading 3 fumbles in 13 games played with eight starts in 2021.
- In 2020, appeared in each of the team's six games in a shortened season due to Covid-19 and recorded at least 2 tackles in each appearance.
- Saw action on the defensive line in four games in 2019.
- Played at Riverside City College prior to transferring, where he recorded 44 tackles, 8 sacks and a forced fumble in 12 games played.
- Early enrolled at Arizona in 2017 and practiced with the team, but did not see game action.

PERSONAL

- Attended Auburndale High School, earning four letters in football at wide receiver, cornerback, safety and linebacker and serving as a team captain his senior year.
- Has four brothers and a sister.
- Studied psychology at Eastern Michigan.

JOSE RAMIREZ **STATISTICS**

POS: LB HT: 6-2 WT: 252 LBS YEAR: 2ND ACQ: FA-26 COLLEGE: EASTERN MICHIGAN BORN: 5/9/1999

REGULAR SEASON DEFENSIVE STATISTICS

			TACKLES				INTERCEPTIONS							MISCELLANEOUS				
Year	*Team*	*G/S*	*TT*	*UT*	*A*	*S*	*YDS*	*NO*	*YDS*	*AVG*	*LG*	*TD*	*PD*	*FF*	*FR*	*YDS*	*TD*	*SPT*
2023	TB						Practice Squad											
2024	TB	4/0	0	0	0	0.0	0.0	0	0	0.0	0	0	0	0	0	0	0	0
TOTALS- 2 years		**4/0**	**0**	**0**	**0**	**0.0**	**0.0**	**0**	**0**	**0.0**	**0**	**0**	**0**	**0**	**0**	**0**	**0**	**0**

POSTSEASON DEFENSIVE STATISTICS

			TACKLES				INTERCEPTIONS							MISCELLANEOUS				
Year	*Team*	*G/S*	*TT*	*UT*	*A*	*S*	*YDS*	*NO*	*YDS*	*AVG*	*LG*	*TD*	*PD*	*FF*	*FR*	*YDS*	*TD*	*SPT*
2023	TB	0/0	0	0	0	0.0	0.0	0	0	0.0	0	0	0	0	0	0	0	0
2024	TB						Practice Squad											
TOTALS- 2 years		**0/0**	**0**	**0**	**0**	**0.0**	**0.0**	**0**	**0**	**0.0**	**0**	**0**	**0**	**0**	**0**	**0**	**0**	**0**

JACOB **RIZY**

64 | OFFENSIVE LINEMAN

HT: 6-5 | **WT:** 306 | **Born:** 1/13/2002 | **Exp. (NFL/Patriots):** Rookie
GP/GS (Playoffs): 0/0 (0/0) | **Acq:** FA-26
College: Florida State | **Hometown:** Westport, Conn.

CAREER TRANSACTIONS

Jacob Rizy was signed by the New England Patriots to the practice squad on August 31, 2026 ... Originally signed by New England as a rookie free agent (5/8/26) ... Released by New England (8/30/26).

SEASONAL REVIEWS

2026 (0/0 NEW ENGLAND)

- Spent training camp with New England before being released and then being signed to the practice squad.

COLLEGE

- Spent two seasons at Florida State (2024-25) after three seasons at Harvard (2021-23), playing in 45 career games with 27 starts.
- Helped lead the Seminoles to the 11th ranked rushing offense in 2025.

UPDATED STATISTICS

Click or scan on the QR Code to access updated statistical information.

- Was a two-time All-Ivy League honoree for Harvard including an All-Ivy League First Team member in 2023.
- Played left guard, center, right guard and right tackle in his career.

PERSONAL

- Three-year letter winner at Staples High School in Westport, Conn. He was a team captain for both the football and wrestling teams.

KINDLE VILDOR

28 | CORNERBACK

HT: 5-11 | **WT:** 190 | **Born:** 12/11/1997 **Exp. (NFL/Patriots):** 7/1
GP/GS (Playoffs): 80/27 (5/4) | **Acq:** UFA (TB)-26
College: Georgia Southern | **Hometown:** Atlanta, Ga.

CAREER TRANSACTIONS

Kindle Vildor was signed by the New England Patriots to the practice squad on August 31, 2026 ... Originally drafted by Chicago in the fifth round (163rd overall) of the 2020 NFL Draft ... Released by Chicago (8/29/23) ... Claimed off waivers from Chicago and awarded to Tennessee (8/30/23) ... Released by Tennessee (10/14/23) ... Signed by Philadelphia to the practice squad (10/20/23) ... Released by Philadelphia from the practice squad (11/13/23) ... Signed by Detroit to the practice squad (11/14/23) ... Signed by Detroit to the 53-man roster from the practice squad (12/5/23) ... Re-signed by Detroit as an unrestricted free agent (3/13/24) ... Signed by Tampa Bay as an unrestricted free agent from Detroit (3/13/25) ... Signed by New England as an unrestricted free agent from Tampa Bay (3/19/26) ... Released by New England (8/30/26).

SEASONAL REVIEWS

2026 (0/0 NEW ENGLAND)

- Spent training camp with New England before being released and then being signed to the practice squad.

2025 (12/1 - TAMPA BAY)

- Appeared in all 12 games with one start for Tampa Bay. Recorded 16 tackles (11 solo), 3 passes defensed and 1 interception.
- Inactive at Atlanta (9/7), vs. the N.Y. Jets (9/21) and vs. Philadelphia (9/28).
- Logged a 13-yard interception on a pass from QB Mac Jones vs. San Francisco (10/12), returning it to the San Francisco 12-yard line, which led to the team's first touchdown of the game.
- Inactive at Detroit (10/20) and at New Orleans (10/26).
- Made his lone start of the season at the L.A. Rams (11/23), notching 4 tackles and 1 pass defensed.

2024 (17/2, 1/0 - DETROIT)

- Played in all 17 games with two starts, logging 14 tackles (10 solo) and 3 passes defensed along with 2 special teams tackles.
- Appeared in the team's Divisional Round game vs. Washington (1/18/25), registering 1 tackle and 1 pass defensed.

2023 (5/2, 3/3 - DETROIT)

- Signed to the Philadelphia practice squad on Oct. 20 where he spent a few weeks before being released and signed to the Detroit practice squad on Nov. 14.
- Signed to the 53-man roster from the practice squad on Dec. 5 and went on to play in five games with two starts, amassing 10 tackles (9 solo), 2 passes defensed, 2 tackles for loss and 1 forced fumble.

UPDATED STATISTICS

Click or scan on the QR Code to access updated statistical information.

- Recorded his first career forced fumble in his first start for Detroit at Dallas (12/30), punching the ball out of WR Ceedee Lamb's hands and out the back of the end zone on the Detroit 1-yard line to save a touchdown.
- Started all three of Detroit's playoff games - the Wild Card game vs. the L.A. Rams (1/14/24), the Divisional Round game vs. Tampa Bay (1/21/24) and the NFC Championship game at San Francisco (1/28/24) - logging 12 tackles (8 solo) and 1 tackle for loss.

2023 (2/0 - TENNESSEE)

- Spent training camp with Chicago before being waived and claimed off waivers by Tennessee on Aug. 30. He appeared in two games for the Titans, registering 1 tackle.
- Dressed but did not play vs. the L.A. Chargers (9/17), was inactive at Cleveland (9/24) and dressed but did not play vs. Cincinnati (10/1).
- Was released on Oct. 14.

2022 (11/9 - CHICAGO)

- Played in 11 games with nine starts, tallying 34 tackles (21 solo), 5 passes defensed, 2 tackles for loss and 1 interception.
- Recorded his first career interception at Minnesota (10/9) on a QB Kirk Cousins pass intended for WR Adam Thielen, returning it 18 yards to the Chicago 48-yard line. The Bears would convert a 51-yard field goal on the ensuing drive.
- Placed on season-ending Injured Reserve on Dec. 23.

2021 (17/12 - CHICAGO)

- Played in all 17 games with 12 starts, finishing with 45 tackles (32 solo), 4 passes defense, 1 sack and 1 tackle for loss and 1 pass defensed, along with 1 special teams tackle.
- Logged his first career sack vs. Baltimore (11/21), bringing down QB Tyler Huntley for a 7-yard sack at the Chicago 47-yard line.

2020 (16/1, 1/1 - CHICAGO)

- Played in all 16 games with 1 start as a rookie, finishing with 15 tackles (12 solo) and 1 pass defensed, along with 2 special teams tackles.
- Made his NFL debut at Detroit (9/13).

- Started in the team's Wild Card game at New Orleans (1/10/21), registering 7 tackles.

COLLEGE

- Played four seasons at Georgia Southern (2016-19), appearing in 48 games (29 starts) and accumulating 95 tackles (73 solo), 33 passes defensed, 9 interceptions, 9 tackles for loss, 1 sack and 1 forced fumble.
- Earned All-Sun Belt Conference First Team honors in both his junior (2018) and senior season (2019), while also being named a Second-Team All-American by Pro Football Focus in 2018.

PERSONAL

- Attended North Clayton High School (College Park, Ga.), being named first-team all-region and all-county as a senior.

KINDLE VILDOR STATISTICS

POS: CB HT: 5-11 WT: 190 LBS YEAR: 7TH ACQ: UFA (TB)-26 COLLEGE: GEORGIA SOUTHERN BORN: 12/11/97

REGULAR SEASON DEFENSIVE STATISTICS

			TACKLES					INTERCEPTIONS						MISCELLANEOUS				
Year	Team	G/S	TT	UT	A	S	YDS	NO	YDS	AVG	LG	TD	PD	FF	FR	YDS	TD	SPT
2020	Bears	16/1	15	12	3	0.0	0.0	0	0	0.0	0	0	1	0	0	0	0	2
2021	Bears	17/12	45	32	13	1.0	7.0	0	0	0.0	0	0	4	0	0	0	0	1
2022	Bears	11/9	34	21	13	0.0	0.0	1	18	18.0	18	0	5	0	0	0	0	0
2023	Titans	2/0	1	1	0	0.0	0.0	0	0	0.0	0	0	0	0	0	0	0	0
2023	Lions	5/2	10	9	1	0.0	0.0	0	0	0.0	0	0	2	1	0	0	0	0
2024	Lions	17/2	14	10	4	0.0	0.0	0	0	0.0	0	0	3	0	0	0	0	2
2025	Buccaneers	12/1	16	11	5	0.0	0.0	1	13	13.0	13	0	3	0	0	0	0	0
TOTALS- 6 years		**80/27**	**135**	**96**	**39**	**1.0**	**7.0**	**2**	**31**	**15.5**	**18**	**0**	**18**	**1**	**0**	**0**	**0**	**5**

POSTSEASON SEASON DEFENSIVE STATISTICS

			TACKLES					INTERCEPTIONS						MISCELLANEOUS				
Year	Team	G/S	TT	UT	A	S	YDS	NO	YDS	AVG	LG	TD	PD	FF	FR	YDS	TD	SPT
2020	Bears	1/1	7	7	0	0.0	0.0	0	0	0.0	0	0	0	0	0	0	0	0
2023	Lions	3/3	12	8	4	0.0	0.0	0	0	0.0	0	0	0	0	0	0	0	0
2024	Lions	1/0	1	1	0	0.0	0.0	0	0	0.0	0	0	1	0	0	0	0	0
TOTALS- 3 years		**5/4**	**20**	**16**	**4**	**0.0**	**0.0**	**0**	**0**	**0.0**	**0**	**0**	**1**	**0**	**0**	**0**	**0**	**0**

RILEY **WILSON**

51 | LINEBACKER

HT: 6-1 | **WT:** 226 | **Born:** 5/30/2001 | **Exp. (NFL/Patriots):** Rookie
GP/GS (Playoffs): 0/0 (0/0) | **Acq:** FA-26
College: Arizona | **Hometown:** Plano, Texas

CAREER TRANSACTIONS

Riley Wilson was signed by the New England Patriots to the practice squad on August 31, 2026 ... Originally signed by New England as a rookie free agent (7/22/26) ... Released by New England (8/30/26).

SEASONAL REVIEWS

2026 (0/0 NEW ENGLAND)

- Spent training camp with New England before being released and then being signed to the practice squad.

COLLEGE

- Spent one season at Arizona (2025) following two seasons at Montana (2023–24) and three seasons at Hawaii (2020–22).
- Played in 53 career games with 18 starts, registering 193 tackles (85 solo), 41 tackles for loss, 16 sacks, 2 passes defensed and 2 interceptions and 1 fumble recovery during his college career.
- Totaled 50 tackles, 3 sacks and 2 interceptions after playing in 11 games in 2025 for Arizona.

UPDATED STATISTICS

Click or scan on the QR Code to access updated statistical information.

- Earned second-team All-Big Sky honors in 2023 at Montana after ranking top six in the conference with 15 tackles for loss, 8.5 sacks, and 53 total tackles across 13 games.
- Was a tight end in 2020 before moving to linebacker in 2021.

PERSONAL

- Attended Prestonwood Christian Academy in Plano, Texas, playing both receiver and linebacker while helping his team capture the Texas state championship in 2017.
- Named TAPPS All-District First Team and Honorable Mention All-State as a junior after recording 645 receiving yards.

MITCH WISHNOWSKY

19 | PUNTER

HT: 6-2 | **WT:** 220 | **Born:** 3/3/1992 | **Exp. (NFL/Patriots):** 8/1
GP/GS (Playoffs): 106/0 (14/0) | **Acq:** FA-26
College: Utah | **Hometown:** Perth, Australia

PLAYERS

PRONOUNCED wish-NOW-ski

CAREER TRANSACTIONS

Mitch Wishnowsky was signed to the practice squad by New England as a free agent on August 31, 2026 ... Originally drafted by San Francisco in the fourth round (110th overall) of the 2019 NFL Draft ... Released by San Francisco (5/28/25) ... Signed by Washington to the practice squad (9/10/25) ... Elevated by Washington to the active roster from the practice squad (9/11/25) ... Reverted back to the Washington practice squad (9/12/25) ... Released by Washington from the practice squad (9/13/25) ... Signed by Buffalo (9/30/25) ... Released by Buffalo (8/30/26) ... Elevated by New England to the active roster from the practice squad (9/9/26) ... Reverted back to the New England practice squad (9/10/26).

SEASONAL REVIEWS

2026 (1/0)

- Spent training camp with Buffalo before being released and signed by New England to the practice squad.
- Elevated to the active roster from the practice squad at Seattle (9/9), hitting 4 punts for 177 yards, and three of his four kicks landed inside Seattle's 20-yard line.

2025 (13/0, 2/0 - SAN FRANCISCO/ WASHINGTON/BUFFALO)

- Released by San Francisco in the offseason before being signed by Washington's practice squad.
- Elevated for Washington's Week 2 game at Green Bay (9/11) and was inactive before being released from the team's practice squad.
- Signed by Buffalo prior to their Week 5 matchup vs. New England (10/5).
- In the Wild Card Round at Jacksonville (1/11), made three punts for 130 yards and one inside the 20 while recording a DNP in the team's Divisional Round matchup at Denver.
- Recorded a season-long punt of 62 yards at Cleveland (12/21) en route to a 23-20 victory.
- Pinned punts inside the 20-yard line four times, a season-high, on 6 punts for 273 yards at Atlanta (10/13).

2024 (9/0 - SAN FRANCISCO)

- Appeared in nine games, hitting 22 punts for 994 yards with a 45.2 punt yard-average and long of 58 yards.
- Pinned three punts inside the 20-yard line in back-to-back games at Seattle (10/10) and vs. Kansas City (10/20).
- Suffered a back injury in the team's Week 10 win at Tampa Bay (11/10) and finished the season on injured reserve.

UPDATED STATISTICS

Click or scan on the QR Code to access updated statistical information.

HONORS & AWARDS

2022: NFC Special Teams Player of the Month for Sept.
2021: NFC Special Teams Player of the Month for Sept.
2021: NFC Special Teams Player of the Week for Week 2.
2019: NFC Special Teams Player of the Week for Week 9.

2023 (17/0, 3/0 - SAN FRANCISCO)

- Appeared in all 17 regular season games and each of the teams three postseason games.
- Punted five times in the Super Bowl vs. Kansas City (2/11), pinning the Chiefs inside the 20-yard line three separate times on a 50.8 punt-yard average.
- Hit a regular-season career-high 47.7 punt-yard average with only 2 touchbacks and 26 kicks inside the 20-yard line.
- Hit a 62-yard punt at Minnesota (10/23) for his longest of the season.
- Punted six times for 314 yards at Cleveland (10/15), the most punting-yards in a single game that season and one of only four times in his career eclipsing 300 punting yards in a single game.

2022 (17/0, 3/0 - SAN FRANCISCO)

- Appeared in all 17 regular season games and each of the teams three postseason games.
- Kicked a pair of punts inside the 10-yard line during the NFC Championship game at Philadelphia (1/29).
- Hit a 57-yard punt in the second quarter of the team's Wild Card matchup vs. Dallas (1/22) en route to a 41-23 victory.
- Hit a career-long 74-yard punt at Denver (9/25) in Week 3, as well as a 46-yard punt to Denver's 1-yard line in the second quarter.

2021 (17/0, 3/0 - SAN FRANCISCO)

- Appeared in all 17 regular season games and each of the teams three postseason games.
- In the NFC Championship game at the L.A. Rams (1/30), sent three punts inside the 20-yard line, including a 37-yard kick to L.A.'s 3-yard line and two punts that were fair-caught by Cooper Kupp inside their 15-yard line.

- Hit two 50+ yard punts vs. Green Bay (9/26) in Week 3, including a 56-yard kick to the Green Bay 10-yard line and a 57-yard kick to the Green Bay 8-yard line, which were both fair-caught.

2020 (16/0 - SAN FRANCISCO)

- Appeared in all 16 regular season games.
- In a Week 2 matchup at the N.Y. Jets (9/20), hit a season-high 59-yard punt and added two more punts to the Jets' 10 and 15-yard lines that were fair-caught.
- Hit a career-high nine punts in a Week 14 game vs. Washington (12/13) for 375 yards, which included 4 punts inside the 20-yard line and a 58-yard punt to their 1-yard line in the fourth quarter.

2019 (16/0, 3/0 SAN FRANCISCO)

- Appeared in all 16 regular season games and each of the team's three postseason matchups.
- Hit 50-plus yard punts in 11 of 16 regular season games, including a pair for 60+yards.
- Hit a 54-yard punt in the Divisional Round vs. Minnesota (1/11) in the fourth quarter to help seal a 27-10 win.

COLLEGE

- Played his first year of college football at Santa Barbara Community College in 2014 before transferring to Utah in 2016 and playing three seasons with the Utes.
- Became a three-time All-American, earned three-time All-Pac-12 honors, named a three-time Ray Guy Award finalist and 2016 Ray Guy Award winner at Utah. Became the only three-time Ray Guy Award finalist in NCAA history.
- His 62 punts of 50+ yards rank second all-time in program history, his 175 career punts are fourth-most and 8,004 punt yards rank sixth-most.
- In 2018, was recoginzed as a second-team All-American by Walter Camp, AP and AFCA, third team from Phil Steele after finishing second in the Pac-12 and 10th in the nation in punting average (45.2 yards) and led the Pac-12 and finished 7th in the nation in net punting (41.1 yards).
- Added 24 punts inside the 10-yard line, 10 punts inside the 10-yard line and 20 punts of 50+ yards his senior season.
- Finished sixth in the nation in net punting (42.2 yards), 22nd in punt average (43.9 yards) and sixth in the nation of percentage of punts inside the 10 (19.23%, 10-52), leading to recognition as a second-team All-American by Walter Camp and the FWAA and third team by the AP.
- Won the Ray Guy Award and became Utah's third unanimous consensus All-American in 2016.
- Led the nation and set a single-season school record for punts of 50+ yards with 30. Led the country in punt average (47.7 yards), punts inside the 10-yard line (17) and had eight punts at or inside the 5-yard line.
- His 47.7 punt-yard average ranks third all-time in a single-season at Utah and his 3,053 punt yards ranks fifth.
- Came over to the U to play college football at Santa Barbara Community College in 2014 and placed 30/63 total punts inside opponents 20-yard line as a freshman.

PERSONAL

- Was a reserve for Perth of the Western Australia Football League in 2012.
- Attended Prokick Australia in Melbourne with the goal of learning how to become an NFL punter.
- Earned a bachelor's degree in kinesiology teaching.

MITCH WISHNOWSKY **STATISTICS**

POS: P HT: 6-2 WT: 220 LBS YEAR: 8TH ACQ: FA-26 COLLEGE: UTAH BORN: 3/3/1992

REGULAR SEASON STATISTICS

Year	*Team*	*GP*	*NO.*	*YDS*	*AVG*	*NET*	*TB*	*IN20*	*LG*	*BLK*	*SpT*
2019	San Francisco	16	52	2,333	44.9	2,162	2	23	65	0	2
2020	San Francisco	16	66	3,093	46.9	2,790	6	25	60	1	3
2021	San Francisco	17	57	2,566	45.0	2,310	5	21	67	0	3
2022	San Francisco	17	61	2,676	43.9	2,423	5	32	74	0	1
2023	San Francisco	17	52	2,480	47.7	2,220	2	26	67	0	0
2024	San Francisco	9	22	994	45.2	834	0	11	58	1	1
2025	Buffalo	13	38	1,723	45.3	1,594	3	18	62	0	1
Totals:	**8 Years**	**105**	**348**	**15,865**	**45.6**	**14,333**	**23**	**156**	**74**	**2**	**11**

Additional Statistics - Has made 1 career field goal on 1 attempt, a 26-yarder in Week 5 of the 2024 season vs. Arizona (10/6). Handled some kickoff responsibilities in each of his seasons - 2019: 98 kickoffs, 2020: 65 kickoffs, 2021: 53 kickoffs, 2022: four kickoffs, 2023: seven kickoffs, 2024: one kickoff, 2025: three kickoffs.

POSTSEASON STATISTICS

Year	*Team*	*GP*	*NO.*	*YDS*	*AVG*	*NET*	*TB*	*IN20*	*LG*	*BLK*	*SpT*
2019	San Francisco	3	8	349	43.6	329	1	4	56	0	0
2021	San Francisco	3	14	601	42.9	565	1	6	52	0	0
2022	San Francisco	3	9	389	43.2	369	1	6	57	0	0
2023	San Francisco	3	10	489	48.9	451	0	5	57	0	0
2025	Buffalo	2	3	130	43.3	130	0	1	47	0	0
Totals:	**5 Years**	**14**	**44**	**1,958**	**44.5**	**1,844**	**3**	**22**	**57**	**0**	**0**

2025 SEASON IN REVIEW

2025 FINAL STATISTICS (14-3)

HEAD COACH: MIKE VRABEL • FIRST IN AFC EAST • HOME STADIUM: GILLETTE STADIUM

Date	W/L	Score		Opp.	Att.
9/7	L	13 - 20		Las Vegas	64,628
9/14	W	33 - 27	at	Miami	65,593
9/21	L	14 - 21		Pittsburgh	64,628
9/28	W	42 - 13		Carolina	64,628
10/5	W	23 - 20	at	Buffalo	70,802
10/12	W	25 - 19	at	New Orleans	70,042
10/19	W	31 - 13	at	Tennessee	67,410
10/26	W	32 - 13		Cleveland	64,628
11/2	W	24 - 23		Atlanta	64,628
11/9	W	28 - 23	at	Tampa Bay	65,492
11/13	W	27 - 14		New York Jets	64,628
11/23	W	26 - 20	at	Cincinnati	65,659
12/1	W	33 - 15		New York Giants	64,628
12/7			BYE WEEK		
12/14	L	31 - 35		Buffalo	64,628
12/21	W	28 - 24	at	Baltimore	70,709
12/28	W	42 - 10	at	New York Jets	70,918
1/4	W	38 - 10		Miami	64,628
AFC PLAYOFFS					
1/11	W	16-3		Los Angeles Chargers	64,628
1/18	W	28-16		Houston	64,628
1/25	W	10-7	at	Denver	76,862
SUPER BOWL LX (at Santa Clara, Calif.)					
2/8	L	13-29		Seattle	70,823

TEAM STATISTICS	*PATS*	*OPP*
TOTAL FIRST DOWNS	**360**	**302**
Rushing	128	104
Passing	206	171
Penalty	26	27
3rd Down: Made/Att	85/198	77/200
3rd Down Pct.	42.9%	38.5%
4th Down: Made/Att	18/25	10/30
4th Down Pct.	72.0%	33.3%
Possession Avg.	**31:18**	**28:42**
Total Net Yards	**6449**	**5019**
Avg. Per Game	379.4	295.2
Total Plays	1044	973
Avg. Per Play	6.2	5.2
Net Yards Rushing	**2191**	**1729**
Avg. Per Game	128.9	101.7
Total Rushes	494	411
Net Yards Passing	**4258**	**3290**
Avg. Per Game	250.5	193.5
Sacked/Yards Lost	48/201	35/222
Gross Yards	4459	3512
Attempts/Completions	502/361	527/350
Completion Pct.	71.9%	66.4%
Had Intercepted	8	10
Punts/Average	**51/47.4**	**66/43.6**
Net Punting Avg.	**40.6**	**36.3**
Penalties/Yards	**98/854**	**108/818**
Fumbles/Ball Lost	**20/8**	**14/9**
Touchdowns	**58**	**38**
Rushing	22	11
Passing	31	25
Returns	5	2

SCORE BY PERIODS	*1*	*2*	*3*	*4*	*OT*	*TOTAL*
Patriots	**122**	**174**	**104**	**90**	**0**	**490**
Opponents	**74**	**87**	**57**	**102**	**0**	**320**

SCORING	*TD*	*Ru*	*Pa*	*Rt*	*PAT*	*FG*	*S*	*TP*
Borregales	0	0	0	0	53/55	27/32	0	134
Henderson	10	9	1	0	0/0	0/0	0	60
Stevenson	9	7	2	0	0/0	0/0	2	58
Henry	7	0	7	0	0/0	0/0	0	42
Boutte	6	0	6	0	0/0	0/0	0	36
Maye	4	4	0	0	0/0	0/0	1	26
Diggs	4	0	4	0	0/0	0/0	0	24
Douglas	3	0	3	0	0/0	0/0	0	18
Jones	3	0	0	3	0/0	0/0	0	18
K. Williams	3	0	3	0	0/0	0/0	0	18
Gibson	2	1	0	1	0/0	0/0	0	12
Hollins	2	0	2	0	0/0	0/0	0	12
Hooper	2	0	2	0	0/0	0/0	0	12
Chaisson	1	0	0	1	0/0	0/0	0	6
Chism	1	0	1	0	0/0	0/0	0	6
T. Jennings	1	1	0	0	0/0	0/0	0	6
TEAM	**58**	**22**	**31**	**5**	**53/55**	**27/32**	**3**	**490**
OPPONENTS	**38**	**11**	**25**	**2**	**33/35**	**19/23**	**1**	**320**

2-Pt Conv: TM 3-3, OPP 1-3

RUSHING	*NO*	*YDS*	*AVG*	*LG*	*TD*
Henderson	180	911	5.1	69t	9
Stevenson	130	603	4.6	56	7
Maye	103	450	4.4	28	4
Gibson	25	106	4.2	21	1
T. Jennings	23	73	3.2	11	1
D. Johnson	13	25	1.9	5	0
Douglas	7	21	3.0	14	0
Hollins	1	4	4.0	4	0
K. Williams	2	3	1.5	5	0
Dobbs	10	-5	-0.5	2	0
Patriots	**494**	**2191**	**4.4**	**69t**	**22**
Opponents	**411**	**1729**	**4.2**	**59t**	**11**

RECEIVING	*NO*	*YDS*	*AVG*	*LG*	*TD*
Diggs	85	1013	11.9	34	4
Henry	60	768	12.8	36	7
Hollins	46	550	12.0	54	2
Henderson	35	221	6.3	19	1
Boutte	33	551	16.7	39t	6
Stevenson	32	345	10.8	55	2
Douglas	31	447	14.4	58	3
Hooper	21	263	12.5	31	2
K. Williams	10	209	20.9	72t	3
Chism	3	75	25.0	35	1
Gibson	2	6	3.0	5	0
T. Jennings	1	9	9.0	9	0
Maye	1	2	2.0	2	0
Westover	1	0	0.0	0	0
Patriots	**361**	**4459**	**12.4**	**72t**	**31**
Opponents	**350**	**3512**	**10.0**	**53**	**25**

INTERCEPTIONS	*NO*	*YDS*	*AVG*	*LG*	*TD*
Hawkins	4	1	0.3	1	0
Jones	3	65	21.7	33t	1
Spillane	2	70	35.0	37	0
Mapu	1	20	20.0	20	0
Patriots	**10**	**156**	**15.6**	**37**	**1**
Opponents	**8**	**56**	**7.0**	**32t**	**1**

PUNTING	*NO*	*YDS*	*AVG*	*NET*	*TB*	*IN*	*LG*	*BLK*
Baringer	51	2416	47.4	40.6	4	21	73	0
Patriots	**51**	**2416**	**47.4**	**40.6**	**4**	**21**	**73**	**0**
Opponents	**66**	**2877**	**43.6**	**36.3**	**6**	**25**	**64**	**0**

PUNT RETURNS	*NO*	*FC*	*YDS*	*AVG*	*LG*	*TD*
Jones	21	18	363	17.3	94t	2
Chism III	0	2	0	0.0	0	0
Patriots	**21**	**20**	**363**	**17.3**	**94t**	**2**
Opponents	**22**	**15**	**265**	**12.0**	**74t**	**1**

KICK RETURNS	*NO*	*YDS*	*AVG*	*LG*	*TD*
Chism III	16	383	23.9	31	0
Gibson	12	342	28.5	90	1
K. Williams	11	290	26.4	36	0
Henderson	9	209	23.2	28	0
D. Johnson	5	128	25.6	32	0
T. Jennings	2	59	29.5	39	0
Stevenson	2	40	20.0	23	0
Patriots	**57**	**1451**	**25.5**	**90t**	**1**
Opponents	**68**	**1723**	**25.3**	**58**	**0**

SACKS: Landry- 8.5, Chaisson- 7.5, Ponder- 4.0, M. Williams- 3.5, A. Jennings- 2.0, Barmore- 2.0, Jones- 2.0, Hawkins- 1.5, Pettus- 1.0, Gibbens- 1.0, Spillane- 1.0, Team- 1.0.

Patriots: 35, Opponents: 48

FUMBLES/LOST: Maye- 8/3, Stevenson- 3/3, Gibson- 2/1, Jones- 2/0, Bradbury (C)- 2/0, Henderson- 1/1, Hollins- 1/0, Mapu- 1/0.

Patriots: 20/8, Opponents: 14/9

FIELD GOALS	*1-19*	*20-29*	*30-39*	*40-49*	*50+*
Borregales	2/2	6/6	8/9	7/11	4/4
TEAM	2/2	6/6	8/9	7/11	4/4
OPPONENTS	0/0	0/0	7/7	6/7	6/9

BORREGALES: (40N,35G,44G)(22G,53G)()()(30G,19G,52G)(24G)(36G)(36G,32G,42G)(32G)()(45N,44G,26G)(41G,45G,19G,52G)(22G,30G,28G,45N,23G)(36G)(45G,41G)(41N)(38B,59G)

TEAM: (40N,35G,44G)(22G,53G)()()(30G,19G,52G)(24G)(36G)(36G,32G,42G)(32G)()(45N,44G,26G)(41G,45G,19G,52G)(22G,30G,28G,45N,23G)(36G)(45G,41G)(41N)(38B,59G)

OPPONENTS: (58N,51G,40G)(40G,44G)()(55N)(31G,45G)(34G,48G,38G,54G)(49G,50G)(47N)(38G)(36G)()(54G,63G)()()(36G,56N)(39G)(52G)

PASSING	*ATT*	*CMP*	*YARDS*	*CMP%*	*YDS/ATT*	*TD*	*TD%*	*INT*	*INT%*	*LG*	*SK/YDS*	*RATING*
Maye	492	354	4394	72.0	8.93	31	6.3	8	1.6	72t	47/201	113.5
Dobbs	10	7	65	70.0	6.50	0	0.0	0	0.0	23	0/0	87.5
Mapu	0	0	0	0.0	0.0	0	0.0	0	0.0	0	1/0	0.0
TEAM	**502**	**361**	**4459**	**71.9**	**8.88**	**31**	**6.2**	**8**	**1.6**	**72t**	**48/201**	**113.0**
OPPONENTS	**527**	**350**	**3512**	**66.4**	**6.66**	**25**	**4.7**	**10**	**1.9**	**53**	**35/222**	**93.1**

STARTERS

Offense: WR Kayshon Boutte (10), C Garrett Bradbury (17), LG Ben Brown (4), LT Will Campbell (13), WR Efton Chism III (1), WR Stefon Diggs (17), RB TreVeyon Henderson (4), TE Hunter Henry (17), WR Mack Hollins (13), TE Austin Hooper (6), LT Vederian Lowe (4), QB Drake Maye (17), RT Morgan Moses (17), JT Thayer Munford Jr. (2), RG Mike Onwenu (17), RB Rhamondre Stevenson (13), FB Jack Westover (1), TE Jack Westover (1), LG Jared Wilson (13).

Defense: CB Alex Austin (2), DT Christian Barmore (16), LB K'Lavon Chaisson (10), CB Carlton Davis III (17), DB Kyle Dugger (2), S Kyle Dugger (2), DT Cory Durden (4) LB Christian Elliss (13), DT Joshua Farmer (3), LB Jack Gibbens (8), CB Christian Gonzalez (14), S Jaylinn Hawkins (15), LB Anfernee Jennings (3), CB Marcus Jones (1), DB Marcus Jones (7), LB Harold Landry III (14), LB Robert Spillane (7), LB Jahlani Tavai (7), DL Khyiris Tonga (13), LB Keion White (1), DT Milton Williams (12), S Craig Woodson (15).

2025 Coaching Staff: Josh McDaniels, Offensive Coordinator; Jeremy Springer, Special Teams Coordinator; Terrell Williams, Defensive Coordinator; Scott Booker, Safeties; Thomas Brown, Tight Ends/Pass Game Coordinator; Vinny DePalma, Defensive Assistant; Tony Dews, Running Backs; Todd Downing, Wide Receivers; Ashton Grant, Quarterbacks; Justin Hamilton, Cornerbacks; Jason Houghtaling, Asst. Offensive Line; Chuckie Keeton, Offensive Assistant; Robert Kugler, Asst. Offensive Line; Zak Kuhr, Inside Linebackers; Riley Larkin, Offensive Assistant; Doug Marrone, Offensive Line; Ben McAdoo, Senior Defensive Assistant; Clinton McMillan, Defensive Line; Milton Patterson, Defensive Assistant; Tom Quinn, Assistant Special Teams; Kevin Richardson, Defensive Assistant; Mike Smith, Outside Linebackers; John Streicher, Vice President of Football Operations and Strategy; Ekene Olekanma, Director of Coaching Analytics; Frank Piraino, Director of Sports Performance; Deron Mayo, Strength and Conditioning Coach; Brian McDonough, Assistant Strength and Conditioning; Brandon Martuccio, Strength and Conditioning Assistant; Dexter Taylor, Strength and Conditioning Assistant.

Pro Bowl (3) WR Stefon Diggs (5), QB Drake Maye (2), CB Christian Gonzalez (1)

2025 FINAL REGULAR SEASON DEFENSIVE STATISTICS

	TACKLES			SACKS			INTERCEPTIONS				FUMBLES				SPECIAL TEAMS				
NAME	TT	UT	A	S	Yds	QH	Int	Yds	TD	PD	FF	FR	Yds	TD	TT	UT	A	FF	FR
Robert Spillane	97	48	49	1.0	0.0	0	2	70	0	5	1	0	0	0	0	0	0	0	0
Christian Elliss	76	32	44	0.0	0.0	3	0	0	0	3	1	0	0	0	18	7	11	0	0
Craig Woodson	75	40	35	0.0	0.0	0	0	0	0	3	0	2	0	0	4	2	2	0	0
Jaylinn Hawkins	71	44	27	1.5	9.0	5	4	1	0	6	1	1	0	0	1	1	0	0	0
Jack Gibbens	71	39	32	1.0	6.0	3	0	0	0	3	1	0	0	0	10	4	6	0	0
Carlton Davis III	69	39	30	0.0	0.0	1	0	0	0	10	0	0	0	0	0	0	0	0	0
Christian Gonzalez	69	54	15	0.0	0.0	0	0	0	0	10	0	0	0	0	0	0	0	0	0
Marcus Jones	65	47	18	2.0	9.0	2	3	65	1	11	0	1	0	0	0	0	0	0	0
Harold Landry III	48	27	21	8.5	50.0	19	0	0	0	0	1	0	0	0	0	0	0	0	0
Jahlani Tavai	34	18	16	0.0	0.0	0	0	0	0	0	1	0	0	0	8	3	5	0	0
K'Lavon Chaisson	31	18	13	7.5	43.0	18	0	0	0	2	2	1	4	1	0	0	0	0	0
Cory Durden	30	10	20	0.0	0.0	1	0	0	0	0	0	0	0	0	0	0	0	0	0
Milton Williams	29	15	14	3.5	24.0	7	0	0	0	1	0	0	0	0	0	0	0	0	0
Christian Barmore	29	15	14	2.0	16.0	12	0	0	0	0	0	0	0	0	0	0	0	0	0
Khyiris Tonga	24	9	15	0.0	0.0	2	0	0	0	2	0	0	0	0	0	0	0	0	0
Anfernee Jennings	19	13	6	2.0	18.0	7	0	0	0	0	0	1	0	0	7	2	5	0	0
Joshua Farmer	15	7	8	0.0	0.0	0	0	0	0	1	0	1	0	0	0	0	0	0	0
Elijah Ponder	15	9	6	4.0	16.0	5	0	0	0	0	0	1	18	0	9	5	4	0	1
Kyle Dugger	14	5	9	0.0	0.0	0	0	0	0	0	0	0	0	0	3	2	1	0	0
Dell Pettus	14	10	4	1.0	12.0	1	0	0	0	2	1	0	0	0	6	1	5	0	0
Marte Mapu	13	10	3	0.0	0.0	0	1	20	0	5	0	0	0	0	12	8	4	1	0
Alex Austin	9	7	2	0.0	0.0	0	0	0	0	1	0	0	0	0	4	3	1	0	0
Charles Woods	8	6	2	0.0	0.0	0	0	0	0	1	0	0	0	0	4	4	0	0	0
Eric Gregory	8	1	7	0.0	0.0	0	0	0	0	0	0	0	0	0	0	0	0	0	0
Leonard Taylor III	8	3	5	0.0	0.0	1	0	0	0	0	0	0	0	0	0	0	0	0	0
Keion White	6	2	4	0.0	0.0	0	0	0	0	0	0	0	0	0	0	0	0	0	0
Brenden Schooler	5	3	2	0.0	0.0	0	0	0	0	0	0	0	0	0	14	8	6	0	0
Chad Muma	4	1	3	0.0	0.0	0	0	0	0	0	0	0	0	0	0	0	0	0	0
Jeremiah Pharms Jr.	3	1	2	0.0	0.0	1	0	0	0	0	0	0	0	0	0	0	0	0	0
Miles Battle	3	3	0	0.0	0.0	0	0	0	0	0	0	0	0	0	0	0	0	0	0
D.J. James	1	1	0	0.0	0.0	0	0	0	0	0	0	0	0	0	0	0	0	0	0
Kobee Minor	1	1	0	0.0	0.0	0	0	0	0	0	0	0	0	0	0	0	0	0	0
Corey Ballentine	0	0	0	0.0	0.0	0	0	0	0	0	0	0	0	0	1	0	1	0	0
Mark Robinson	0	0	0	0.0	0.0	0	0	0	0	0	0	0	0	0	3	2	1	0	0
Darius Harris	0	0	0	0.0	0.0	0	0	0	0	0	0	0	0	0	4	2	2	0	0
Richie Grant	0	0	0	0.0	0.0	0	0	0	0	0	0	0	0	0	1	1	0	0	0
Team	0	0	0	1.0	19.0	0	0	0	0	0	0	0	0	0	0	0	0	0	0
Terrell Jennings	0	0	0	0.0	0.0	0	0	0	0	0	0	0	0	0	3	1	2	0	0
Julian Ashby	0	0	0	0.0	0.0	0	0	0	0	0	0	0	0	0	3	2	1	0	0
Bradyn Swinson	0	0	0	0.0	0.0	0	0	0	0	0	0	0	0	0	1	1	0	0	0
Caleb Murphy	0	0	0	0.0	0.0	0	0	0	0	0	0	0	0	0	2	0	2	0	0
Austin Hooper	0	0	0	0.0	0.0	0	0	0	0	0	0	0	0	0	1	1	0	0	0
Andy Borregales	0	0	0	0.0	0.0	0	0	0	0	0	0	0	0	0	1	1	0	0	0
Totals	**964**	**538**	**426**	**35.0**	**222.0**	**88**	**10**	**156**	**1**	**66**	**9**	**8**	**22**	**1**	**120**	**61**	**59**	**1**	**1**

2025 MISCELLANEOUS STATISTICS

FUMBLES - LOST (20-8)

Player	No.	Lost	Own Rec.	O.B.
Drake Maye	8	3	5	0
Rhamondre Stevenson	3	3	0	0
Garrett Bradbury	2	0	0	0
Antonio Gibson	2	1	0	0
Marcus Jones	2	0	1	0
TreVeyon Henderson	1	1	1	0
Mack Hollins	1	0	1	1
Jared Wilson	0	0	1	0
Marte Mapu	1	0	0	0
Jack Gibbens	0	0	1	0
Will Campbell	0	0	1	0
	20	**8**	**11**	**1**

KEY

TT-Total Tackles — *Int/Yds-Interceptions/Yards Returned*
UT-Unassisted Tackles — *FF-Forced Fumbles*
A-Assisted Tackles — *PD-Passes Defensed*

BLOCKED KICKS

Totals	**0**	**0**	**0**

2025 POSTSEASON OFFENSIVE STATISTICS

Date	W/L	Score		Opp.	Att.
1/11	W	16-3		Los Angeles Chargers	64,628
1/18	W	28-16		Houston	64,628
1/25	W	10-7	at	Denver	76,862
2/8	L	13-29		Seattle	70,823

TEAM STATISTICS	PATS	OPP
TOTAL FIRST DOWNS	**62**	**64**
Rushing	24	23
Passing	35	36
Penalty	3	5
3rd Down: Made/Att	19/58	16/57
3rd Down Pct.	32.8%	28.1%
4th Down: Made/Att	3/4	2/6
4th Down Pct.	75.0%	33.3%
Possession Avg.	**31:05**	**28:55**
Total Net Yards	**1166**	**964**
Avg. Per Game	291.5	241.0
Total Plays	259	260
Avg. Per Play	4.5	3.7
Net Yards Rushing	**471**	**355**
Avg. Per Game	117.8	88.8
Total Rushes	117	100
Net Yards Passing	**695**	**609**
Avg. Per Game	173.8	152.3
Sacked/Yards Lost	21/133	13/97
Gross Yards	828	706
Attempts/Completions	121/70	147/75
Completion Pct.	57.9%	51.0%
Had Intercepted	4	5
Punts/Average	**27/41.6**	**23/50.0**
Net Punting Avg.	**38.9**	**44.7**
Penalties/Yards	**9/113**	**14/82**
Fumbles/Ball Lost	**7/4**	**4/3**
Touchdowns	**8**	**4**
Rushing	1	0
Passing	6	3
Returns	1	1

SCORE BY PERIODS	1	2	3	4	OT	TOTAL
Patriots	**7**	**27**	**6**	**27**	**0**	**67**
Opponents	**13**	**16**	**9**	**17**	**0**	**55**

SCORING	TD	Ru	Pa	Rt	PAT	FG	S	TP
Borregales	0	0	0	0	7/7	4/6	0	19
Boutte	1	0	1	0	0/0	0/0	0	6
Diggs	1	0	1	0	0/0	0/0	0	6
Douglas	1	0	1	0	0/0	0/0	0	6
Henry	1	0	1	0	0/0	0/0	0	6
Hollins	1	0	1	0	0/0	0/0	0	6
Jones	1	0	0	1	0/0	0/0	0	6
Maye	1	1	0	0	0/0	0/0	0	6
Stevenson	1	0	1	0	0/0	0/0	0	6
TEAM	**8**	**1**	**6**	**1**	**7/7**	**4/6**	**0**	**67**
OPPONENTS	**4**	**0**	**3**	**1**	**4/4**	**9/11**	**0**	**55**

2-Pt Conv: TM 0-1, OPP 0-0

RUSHING	NO	YDS	AVG	LG	TD
Stevenson	58	217	3.7	20	0
Maye	29	178	6.1	37	1
Henderson	30	76	2.5	15	0
Patriots	**117**	**471**	**4.0**	**37**	**1**
Opponents	**100**	**355**	**3.6**	**30**	**0**

RECEIVING	NO	YDS	AVG	LG	TD
Diggs	14	110	7.9	26	1
Stevenson	12	126	10.5	48	1
Boutte	9	168	18.7	42	1
Henry	9	112	12.4	28t	1
Douglas	8	84	10.5	28t	1
Hollins	6	129	21.5	35t	1
Henderson	5	33	6.6	24	0
Hooper	3	24	8.0	14	0
K. Williams	2	14	7.0	7	0
Chism III	1	20	20.0	20	0
Westover	1	8	8.0	8	0
Maye	0	0	0.0	0	0
Patriots	**70**	**828**	**11.8**	**48**	**6**
Opponents	**75**	**706**	**9.4**	**52**	**3**

INTERCEPTIONS	NO	YDS	AVG	LG	TD
Davis III	2	0	0.0	0	0
Jones	1	26	26.0	26t	1
Gonzalez	1	0	0.0	0	0
Woodson	1	0	0.0	0	0
Patriots	**5**	**26**	**5.2**	**26t**	**1**
Opponents	**4**	**82**	**20.5**	**45t**	**1**

PUNTING	NO	YDS	AVG	NET	TB	IN	LG	BLK
Baringer	27	1122	41.6	38.9	1	10	55	0
Patriots	**27**	**1122**	**41.6**	**38.9**	**1**	**10**	**55**	**0**
Opponents	**23**	**1149**	**50.0**	**44.7**	**3**	**10**	**72**	**0**

PUNT RETURNS	NO	FC	YDS	AVG	LG	TD
Jones	9	2	61	6.8	24	0
Patriots	**9**	**2**	**61**	**6.8**	**24**	**0**
Opponents	**8**	**13**	**53**	**6.6**	**11**	**0**

KICK RETURNS	NO	YDS	AVG	LG	TD
D. Johnson	8	209	26.1	30	0
Chism III	3	68	22.7	26	0
Henderson	1	38	38.0	38	0
K. Williams	1	22	22.0	22	0
Patriots	**26**	**662**	**25.5**	**46**	**0**
Opponents	**21**	**529**	**25.2**	**35**	**0**

SACKS: M. Williams- 3.0, Chaisson- 3.0, A. Jennings- 2.0, Elliss- 1.0, Tonga- 1.0, Barmore- 1.0, Gonzalez- 1.0, Jones- 1.0.
Patriots: 13, Opponents: 21
FUMBLES/LOST: Maye- 7/4.
Patriots: 7/4, Opponents: 4/3

FIELD GOALS	1-19	20-29	30-39	40-49	50+
Borregales	0/0	2/2	2/2	0/1	0/1
TEAM	**0/0**	**2/2**	**2/2**	**0/1**	**0/1**
OPPONENTS	**0/0**	**4/4**	**2/2**	**2/3**	**1/2**

BORREGALES: (23G,35G,39G)()(63N,23G,46N)()
TEAM: (23G,35G,39G)()(63N,23G,46N)()
OPPONENTS: (21G)(25G,25G,51G)(54N,45N)(33G,39G,41G,41G,26G)

PASSING	ATT	CMP	YARDS	CMP%	YDS/ATT	TD	TD%	INT	INT%	LG	SK/YDS	RATING
Maye	120	70	828	58.3%	6.9	6	5.0%	4	3.3%	48	21/133	82.2
Chism III	1	0	0	0.0%	0.0	0	0.0%	0	0.0%	0	0/0	39.6
TEAM	**121**	**70**	**828**	**57.9%**	**6.8**	**6**	**5.0%**	**4**	**3.3%**	**48**	**21/133**	**81.6**
OPPONENTS	**147**	**75**	**706**	**51.0%**	**4.8**	**3**	**2.0%**	**5**	**3.4%**	**52**	**13/97**	**57.2**

2025 POSTSEASON DEFENSIVE STATISTICS

	TACKLES			SACKS			INTERCEPTIONS				FUMBLES				SPECIAL TEAMS				
NAME	TT	UT	A	S	Yds	QH	Int	Yds	TD	PD	FF	FR	Yds	TD	TT	UT	A	FF	FR
Craig Woodson	28	18	10	0.0	0.0	1	1	0	0	6	0	1	0	0	2	2	0	0	0
Marcus Jones	21	18	3	1.0	0.0	1	1	26	1	4	1	0	0	0	0	0	0	0	0
Carlton Davis III	20	14	6	0.0	0.0	1	2	0	0	4	0	0	0	0	0	0	0	0	0
Jack Gibbens	19	7	12	0.0	0.0	0	0	0	0	0	0	0	0	0	0	0	0	0	0
Christian Gonzalez	19	15	4	1.0	2.0	0	1	0	0	7	1	0	0	0	0	0	0	0	0
Christian Elliss	18	9	9	1.0	21.0	3	0	0	0	2	1	1	0	0	1	0	1	0	0
Robert Spillane	18	7	11	0.0	0.0	0	0	0	0	2	0	0	0	0	0	0	0	0	0
Anfernee Jennings	16	9	7	2.0	11.0	3	0	0	0	1	0	0	0	0	0	0	0	0	0
Jaylinn Hawkins	15	8	7	0.0	0.0	1	0	0	0	0	0	0	0	0	0	0	0	0	0
K'Lavon Chaisson	12	7	5	3.0	22.0	10	0	0	0	1	1	0	0	0	0	0	0	0	0
Christian Barmore	10	6	4	1.0	8.0	2	0	0	0	0	0	0	0	0	0	0	0	0	0
Khriris Tonga	7	5	2	1.0	8.0	2	0	0	0	0	0	0	0	0	0	0	0	0	0
Milton Williams	7	5	3	3.0	25.0	5	0	0	0	0	1	0	0	0	0	0	0	0	0
Jahlani Tavai	6	2	4	0.0	0.0	0	0	0	0	0	0	0	0	0	2	0	2	0	0
Harold Landry III	5	4	1	0.0	0.0	1	0	0	0	0	0	0	0	0	0	0	0	0	0
Dell Pettus	4	2	2	0.0	0.0	0	0	0	0	1	0	0	0	0	4	2	2	0	0
Cory Durden	4	0	4	0.0	0.0	2	0	0	0	0	0	0	0	0	0	0	0	0	0
Charles Woods	2	2	0	0.0	0.0	0	0	0	0	0	0	0	0	0	1	0	1	0	0
Elijah Ponder	2	0	2	0.0	0.0	1	0	0	0	0	0	1	0	0	2	2	0	0	0
Leanoard Taylor III	1	0	1	0.0	0.0	0	0	0	0	0	0	0	0	0	0	0	0	0	0
Chad Muma	0	0	0	0.0	0.0	0	0	0	0	0	0	0	0	0	3	3	0	0	0
Marte Mapu	0	0	0	0.0	0.0	0	0	0	0	0	0	0	0	0	1	0	1	0	0
Julian Ashby	0	0	0	0.0	0.0	0	0	0	0	0	0	0	0	0	1	0	1	0	0
Brenden Schooler	0	0	0	0.0	0.0	0	0	0	0	0	0	0	0	0	6	6	0	0	0
Totals	**234**	**138**	**97**	**13.0**	**97.0**	**33**	**5**	**26**	**1**	**28**	**5**	**3**	**0**	**0**	**23**	**15**	**8**	**0**	**0**

2025 POSTSEASON MISCELLANEOUS STATISTICS

FUMBLES - LOST (7-4)

Player	No.	Lost	Own Rec.	O.B.
Drake Maye	7	4	0	0
Will Campbell	0	0	2	0
Jared Wilson	0	0	1	0
	7	**4**	**3**	**0**

BLOCKED KICKS

Player	XP	FG	P
Leonard Taylor III	0	1	0
Totals	**0**	**1**	**0**



2025 GAME-BY-GAME TEAM **OFFENSE**

		FIRST DOWNS				NET OFFENSE		RUSHING			PASSING						PENALTY		PUNTS	
DATE	OPPONENT	TOTAL	Ru	Pa	Pn	Yds	Plays	Yds	Att	Avg	Net	S/YL	Gross	Att-Cmp	Pct	TD-Int	No	Yds	No	Avg
09/07	Las Vegas	18	2	15	1	336	68	60	18	3.3	276	4/11	287	46-30	65.2%	1-1	9	70	6	40.7
09/14	at Miami	18	8	9	1	333	55	122	29	4.2	211	3/19	230	23-19	82.6%	2-0	12	75	2	68.0
09/21	Pittsburgh	26	10	13	3	368	71	119	29	4.1	249	5/19	268	37-28	75.7%	2-1	7	54	1	59.0
09/28	Carolina	16	7	8	1	307	48	104	29	3.6	203	1/0	203	18-14	77.8%	2-0	7	54	4	51.3
10/05	at Buffalo	21	5	13	3	338	56	71	22	3.2	267	4/6	273	30-22	73.3%	0-0	8	93	4	47.8
10/12	at New Orleans	19	5	12	2	333	58	73	31	2.4	260	1/1	261	26-18	69.2%	3-0	11	65	3	48.0
10/19	at Tennessee	22	9	13	0	387	64	175	36	4.9	212	4/22	234	24-22	91.7%	2-0	5	36	4	37.5
10/26	Cleveland	23	10	11	2	422	65	177	35	5.1	245	6/37	282	24-18	75.0%	3-1	7	54	3	41.3
11/02	Atlanta	23	9	14	0	331	68	110	33	3.3	221	6/38	259	29-19	65.5%	2-1	2	15	3	50.0
11/09	at Tampa Bay	16	5	9	2	435	59	166	27	6.1	269	1/1	270	31-16	51.6%	2-1	5	49	5	49.6
11/13	NY Jets	23	4	16	3	336	62	65	27	2.4	271	1/10	281	34-25	73.5%	1-0	2	20	3	51.0
11/23	at Cincinnati	21	7	12	2	392	67	107	31	3.5	285	1/9	294	35-22	62.9%	1-1	4	52	2	49.0
12/01	NY Giants	21	7	14	0	395	63	119	29	4.1	276	3/6	282	31-24	77.4%	2-0	3	30	2	27.0
12/14	Buffalo	19	13	6	0	385	51	246	25	9.8	139	3/16	155	23-14	60.9%	0-1	7	65	3	54.3
12/21	at Baltimore	24	6	17	1	453	71	79	23	3.4	374	4/6	380	44-31	70.5%	2-1	5	50	1	49.0
12/28	at NY Jets	28	9	16	3	440	62	155	36	4.3	285	1/1	286	25-22	88.0%	5-0	2	20	2	46.5
01/04	Miami	22	12	8	2	457	56	243	34	7.1	214	0/0	214	22-17	77.3%	1-0	4	52	3	51.7
Regular Season Totals		**360**	**128**	**206**	**26**	**6448**	**1044**	**2191**	**494**	**4.4**	**4257**	**48/202**	**4459**	**502-361**	**71.9%**	**31-8**	**100**	**854**	**51**	**47.4**

2025 GAME-BY-GAME TEAM **DEFENSE**

		FIRST DOWNS				NET OFFENSE		RUSHING			PASSING						PENALTY		PUNTS	
DATE	OPPONENT	TOTAL	Ru	Pa	Pn	Yds	Plays	Yds	Att	Avg	Net	S/YL	Gross	Att-Cmp	Pct	TD-Int	No	Yds	No	Avg
09/07	Las Vegas	21	3	17	1	389	62	56	24	2.3	333	4/29	362	34-24	70.6%	1-1	9	81	5	49.8
09/14	at Miami	16	1	15	0	358	52	61	15	4.1	297	5/18	315	32-26	81.3%	2-1	10	65	2	44.0
09/21	Pittsburgh	17	7	5	5	203	49	64	26	2.5	139	0/0	139	23-16	69.6%	2-1	8	59	4	42.3
09/28	Carolina	21	8	11	2	326	65	129	28	4.6	197	1/11	208	36-23	63.9%	2-0	5	29	5	46.2
10/05	at Buffalo	25	5	16	4	363	61	118	29	4.1	245	1/8	253	31-22	71.0%	2-1	11	90	2	35.0
10/12	at New Orleans	17	7	7	3	296	51	73	23	3.2	223	2/4	227	26-20	76.9%	0-0	8	67	2	35.0
10/19	at Tennessee	16	1	14	1	255	51	39	12	3.3	216	5/39	255	34-25	73.5%	1-1	3	15	3	40.7
10/26	Cleveland	12	4	7	1	213	52	68	16	4.3	145	1/11	156	35-21	60.0%	2-2	5	30	4	40.3
11/02	Atlanta	17	3	13	1	289	54	71	16	4.4	218	1/4	222	37-22	59.5%	3-0	5	41	5	43.4
11/09	at Tampa Bay	24	9	14	1	371	66	113	21	5.4	258	2/15	273	43-28	65.1%	3-0	6	40	6	43.0
11/13	N.Y. Jets	15	10	5	0	245	57	140	28	5.0	105	2/11	116	27-15	55.6%	1-0	7	62	5	45.4
11/23	at Cincinnati	20	8	10	2	307	62	120	23	5.2	187	1/10	197	38-20	52.6%	1-1	6	65	5	45.4
12/01	N.Y. Giants	14	9	4	1	239	53	111	27	4.1	128	2/11	139	24-17	70.8%	1-0	4	30	4	49.8
12/14	Buffalo	22	9	11	2	349	67	168	37	4.5	181	2/12	193	28-19	67.9%	3-0	2	15	4	40.5
12/21	at Baltimore	18	8	9	1	330	54	171	33	5.2	159	1/7	166	20-16	80.0%	0-0	7	28	2	42.0
12/28	at N.Y. Jets	14	7	6	1	307	63	164	28	5.9	143	1/12	155	34-20	58.8%	0-1	5	53	2	49.0
01/04	Miami	13	5	7	1	180	54	63	25	2.5	117	4/20	137	25-16	64.0%	1-1	7	52	6	40.8
Regular Season Totals		**302**	**104**	**171**	**27**	**5020**	**973**	**1729**	**411**	**4.2**	**3291**	**35/222**	**3513**	**527-350**	**66.4%**	**25-10**	**108**	**822**	**66**	**43.6**

2025 GAME-BY-GAME PASSING STATISTICS

DRAKE MAYE

DATE	OPPONENT	ATT	CMP	YDS	PCT	TD	LG	INT	S	YDS	RATING
09/07	Las Vegas	46	30	287	65.2%	1	27	1	4	1180.6	
09/14	at Miami	23	19	230	82.6%	2	55	0	3	19137.3	
09/21	Pittsburgh	37	28	268	75.7%	2	23	1	5	19102.1	
09/28	Carolina	17	14	203	82.4%	2	33	0	1	0155.6	
10/05	at Buffalo	30	22	273	73.3%	0	32	0	4	6101.1	
10/12	at New Orleans	26	18	261	69.2%	3	53t	0	1	1140.1	
10/19	at Tennessee	23	21	222	91.3%	2	39t	0	4	22135.9	
10/26	Cleveland	24	18	282	75.0%	3	44	1	6	37135.8	
11/02	Atlanta	29	19	259	65.5%	2	58	1	6	38102.5	
11/09	at Tampa Bay	31	16	270	51.6%	2	72t	1	1	189.4	
11/13	NY Jets	34	25	281	73.5%	1	26	0	1	10107.6	
11/23	at Cincinnati	35	22	294	62.9%	1	37	1	1	987.1	
12/01	NY Giants	31	24	282	77.4%	2	36	0	3	6126.0	
12/14	Buffalo	23	14	155	60.9%	0	30	1	3	1662.8	
12/21	at Baltimore	44	31	380	70.5%	2	37t	1	3	6102.5	
12/28	at NY Jets	21	19	256	90.5%	5	31	0	1	1157.0	
01/04	Miami	18	14	191	77.8%	1	35	0	0	0129.4	
Regular Season Totals		**492**	**354**	**4394**	**72.0%**	**31**	**72t**	**8**	**47**	**202113.5**	

JOSHUA DOBBS

DATE	OPPONENT	ATT	CMP	YDS	PCT	TD	LG	INT	S	YDS	RATING
09/07	Las Vegas				DNP						
09/14	at Miami				DNP						
09/21	Pittsburgh				DNP						
09/28	Carolina	1	0	0	0.0%	0	0	0	0	039.6	
10/05	at Buffalo				DNP						
10/12	at New Orleans				DNP						
10/19	at Tennessee	1	1	12	100.0%	0	12	0	0	0116.7	
10/26	Cleveland				DNP						
11/02	Atlanta				DNP						
11/09	at Tampa Bay				DNP						
11/13	NY Jets				DNP						
11/23	at Cincinnati				DNP						
12/01	NY Giants				DNP						
12/14	Buffalo				DNP						
12/21	at Baltimore				DNP						
12/28	at NY Jets	4	3	30	75.0%	0	31	0	0	095.8	
01/04	Miami	4	3	23	75.0%	0	20	0	0	088.5	
Regular Season Totals		**10**	**7**	**65**	**70.0%**	**0**	**31**	**0**	**0**	**0 87.5**	

2025 GAME-BY-GAME PASSING STATISTICS

TOMMY DeVITO

DATE	OPPONENT	ATT	CMP	YDS	PCT	TD	LG	INT	S	YDS	RATING
09/07	Las Vegas				3rd Quarterback						
09/14	at Miami				3rd Quarterback						
09/21	Pittsburgh				3rd Quarterback						
09/28	Carolina										3rd Quarterback
10/05	at Buffalo										3rd Quarterback
10/12	at New Orleans										3rd Quarterback
10/19	at Tennessee										3rd Quarterback
10/26	Cleveland				3rd Quarterback						
11/02	Atlanta				3rd Quarterback						
11/09	at Tampa Bay				3rd Quarterback						
11/13	NY Jets				3rd Quarterback						
11/23	at Cincinnati				3rd Quarterback						
12/01	NY Giants				3rd Quarterback						
12/14	Buffalo				3rd Quarterback						
12/21	at Baltimore										3rd Quarterback
12/28	at NY Jets										3rd Quarterback
01/04	Miami										3rd Quarterback
Regular Season Totals		**0**	**0**	**0**	**0.0%**	**0**	**0**	**0**	**0**	**0**	**0.0**

Other: Marte Mapu 0-for-0, 1 sack for 0 yards on a fake punt at BAL (12/21)

2025 GAME-BY-GAME RUSHING STATISTICS

			TREVEYON HENDERSON					RHAMONDRE STEVENSON					DRAKE MAYE				
DATE		OPPONENT	NO	YDS	AVG	LG	TD	NO	YDS	AVG	LG	TD	NO	YDS	AVG	LG	TD
09/07		Las Vegas	5	27	5.4	14	0	7	15	2.1	6	0	4	11	2.8	4	0
09/14	at	Miami	3	10	3.3	6	0	11	54	4.9	21	0	10	31	3.1	13	1
09/21		Pittsburgh	11	28	2.5	5	0	4	18	4.5	10	0	7	45	6.4	15	0
09/28		Carolina	7	32	4.6	11	1	9	38	4.2	22	0	3	11	3.7	5t	1
10/05	at	Buffalo	6	24	4.0	13	0	7	14	2.0	7t	2	3	12	4.0	9	0
10/12	at	New Orleans	9	27	3.0	7	0	13	18	1.4	7	0	9	28	3.1	20	0
10/19	at	Tennessee	2	5	2.5	3	0	18	88	4.9	16	1	8	62	7.8	19	0
10/26		Cleveland	10	75	7.5	27	0	14	34	2.4	9	0	7	50	7.1	28	0
11/02		Atlanta	14	55	3.9	8	0		Inactive				8	20	2.5	12	0
11/09	at	Tampa Bay	14	147	10.5	69t	2		Inactive				7	13	1.9	5	0
11/13		NY Jets	19	62	3.3	9	2		Inactive				4	2	0.5	4	0
11/23	at	Cincinnati	18	66	3.7	9	0	6	5	0.8	3	0	5	22	4.4	12	0
12/01		NY Giants	11	67	6.1	26	0	12	40	3.3	9	0	6	12	2.0	8	0
12/14		Buffalo	14	148	10.6	65t	2	6	50	8.3	15	0	4	43	10.8	17	2
12/21	at	Baltimore	5	3	0.6	6	0	8	51	6.4	21t	1	10	25	2.5	16	0
12/28	at	NY Jets	19	82	4.3	17	0	8	47	5.9	24	1	3	22	7.3	11	0
01/04		Miami	13	53	4.1	13	2	7	131	18.7	56	2	5	41	8.2	14	0-
Regular Season Totals			**180**	**911**	**5.1**	**69t**	**9**	**130**	**603**	**4.6**	**56**	**7**	**103**	**450**	**4.4**	**28**	**4**

			ANTONIO GIBSON					TERRELL JENNINGS					D'ERNEST JOHNSON				
DATE		OPPONENT	NO	YDS	AVG	LG	TD	NO	YDS	AVG	LG	TD	NO	YDS	AVG	LG	TD
09/07		Las Vegas	1	3	3.0	3	0		Practice Squad								
09/14	at	Miami	5	27	5.4	15	0		Practice Squad								
09/21		Pittsburgh	7	28	4.0	11	0		Practice Squad								
09/28		Carolina	6	27	4.5	21	1		Practice Squad								
10/05	at	Buffalo	6	21	3.5	8	0		Practice Squad								
10/12	at	New Orleans	Placed on IR 10/10					-	-	-	-	-	-	-			
10/19	at	Tennessee						5	18	3.6	9	0					
10/26		Cleveland						2	15	7.5	11	0		Practice Squad (10/29)			
11/02		Atlanta						11	35	3.2	11	1	-	-	-	-	-
11/09	at	Tampa Bay						4	5	1.3	2	0	1	1	1.0	1	0
11/13		NY Jets						-	-	-	-	-	3	6	2.0	5	0
11/23	at	Cincinnati						1	0	0.0	0	0	-	-	-	-	-
12/01		NY Giants							Inactive					Practice Squad			
12/14		Buffalo							Placed on IR				-	-	-	-	-
12/21	at	Baltimore											-	-	-	-	-
12/28	at	NY Jets											4	5	1.3	3	0
01/04		Miami-											5	13	2.6	5	0
Regular Season Totals			**25**	**106**	**4.2**	**21**	**1**	**23**	**73**	**3.2**	**11**	**1**	**13**	**25**	**1.9**	**5**	**0**

			DEMARIO DOUGLAS					MACK HOLLINS					KYLE WILLIAMS				
DATE		OPPONENT	NO	YDS	AVG	LG	TD	NO	YDS	AVG	LG	TD	NO	YDS	AVG	LG	TD
09/07		Las Vegas	1	4	4.0	4	0	-	-	-	-	-	-	-	-	-	-
09/14	at	Miami	-	-	-	-	-	-	-	-	-	-	-	-	-	-	-
09/21		Pittsburgh	-	-	-	-	-	-	-	-	-	-	-	-	-	-	-
09/28		Carolina	-	-	-	-	-	-	-	-	-	-	1	-2	-2.0	-2	0
10/05	at	Buffalo	-	-	-	-	-	-	-	-	-	-	-	-	-	-	-
10/12	at	New Orleans	-	-	-	-	-	-	-	-	-	-	-	-	-	-	-
10/19	at	Tennessee	-	-	-	-	-	1	4	4.0	4	0	-	-	-	-	-
10/26		Cleveland	2	3	1.5	8	0	-	-	-	-	-	-	-	-	-	-
11/02		Atlanta	-	-	-	-	-	-	-	-	-	-	-	-	-	-	-
11/09	at	Tampa Bay	1	0	0.0	0	0	-	-	-	-	-	-	-	-	-	-
11/13		NY Jets	1	-5	-5.0	-5	0	-	-	-	-	-	-	-	-	-	-
11/23	at	Cincinnati	1	14	14.0	14	0	-	-	-	-	-	-	-	-	-	-
12/01		NY Giants		-	-	-	-	-	-	-	-	-	-	-	-	-	-
12/14		Buffalo	1	5	5.0	5	0	-	-	-	-	-	-	-	-	-	-
12/21	at	Baltimore	-	-	-	-	-	-	-	-	-	-	-	-	-	-	-
12/28	at	NY Jets	-	-	-	-	-		Placed on IR				-	-	-	-	-
01/04		Miami	-	-	-	-	-						1	5	5.0	5	0
Regular Season Totals			**7**	**21**	**3.0**	**14**	**0**	**1**	**4**	**4.0**	**4**	**0**	**2**	**3**	**1.5**	**5**	**0**

2025 GAME-BY-GAME RUSHING STATISTICS

JOSHUA DOBBS

DATE		OPPONENT	NO	YDS	AVG	LG	TD
09/07		Las Vegas	-Did Not Play				
09/14	at	Miami	Did Not Play				
09/21		Pittsburgh	Did Not Play				
09/28		Carolina	3	-2	-0.7	0	0
10/05	at	Buffalo	Did Not Play				
10/12	at	New Orleans	Did Not Play				
10/19	at	Tennessee	2	-2	-1.0	-1	0
10/26		Cleveland	Did Not Play				
11/02		Atlanta	Did Not Play				
11/09	at	Tampa Bay	Did Not Play				
11/13		NY Jets	Did Not Play				
11/23	at	Cincinnati	Did Not Play				
12/01		NY Giants	Did Not Play				
12/14		Buffalo	Did Not Play				
12/21	at	Baltimore	Did Not Play				
12/28	at	NY Jets	2	-1	-0.5	0	0
01/04		Miami	3	0	0.0	2	0
Regular Season Totals			**10**	**-5**	**-0.5**	**2**	**0**

2025 GAME-BY-GAME RECEIVING STATISTICS

			STEFON DIGGS					HUNTER HENRY					MACK HOLLINS				
DATE		OPPONENT	NO	YDS	AVG	LG	TD	NO	YDS	AVG	LG	TD	NO	YDS	AVG	LG	TD
09/07		Las Vegas	6	57	9.5	16	0	4	66	16.5	27	0	1	3	3.0	3	0
09/14	at	Miami	4	32	8.0	10	0	1	9	9.0	9	0	1	8	8.0	8t	1
09/21		Pittsburgh	3	23	7.7	11	0	8	90	11.3	18	2	4	27	6.8	11	0
09/28		Carolina	6	101	16.8	33	0	2	39	19.5	31t	1	1	4	4.0	4t	1
10/05	at	Buffalo	10	146	14.6	32	0	2	46	23.0	24	0	-	-	-	-	-
10/12	at	New Orleans	3	28	9.3	14	0	3	27	9.0	12	0	2	28	14.0	16	0
10/19	at	Tennessee	7	69	9.9	24	0	4	33	8.3	12	0	2	49	24.5	27	0
10/26		Cleveland	3	14	4.7	8	1	1	7	7.0	7t	1	7	89	12.7	21	0
11/02		Atlanta	3	38	12.7	21	1	4	51	12.8	17	0	2	9	4.5	5	0
11/09	at	Tampa Bay	5	46	9.2	19	1	1	9	9.0	9	0	6	106	17.7	54	0
11/13		NY Jets	9	105	11.7	22	0	4	45	11.3	23	0	4	64	16.0	20	0
11/23	at	Cincinnati	2	20	10.0	14	0	7	115	16.4	28t	1	2	30	15.0	24	0
12/01		NY Giants	3	26	8.7	13	0	4	73	18.3	36	0	3	23	7.7	11	0
12/14		Buffalo	3	26	8.7	16	0	1	18	18.0	18	0	4	41	10.3	18	0
12/21	at	Baltimore	9	138	15.3	33	0	6	35	5.8	13	1	7	69	9.9	20	0
12/28	at	NY Jets	6	101	16.8	31	1	3	49	16.3	23	1		Placed on IR			
01/04		Miami	3	43	14.3	34	0	5	56	11.2	29	1					
Regular Season Totals			**85**	**1013**	**11.9**	**34**	**4**	**60**	**768**	**12.8**	**36**	**8**	**46**	**550**	**12.0**	**54**	**2**

			TREVEYON HENDERSON					KAYSHON BOUTTE					RHAMONDRE STEVENSON				
DATE		OPPONENT	NO	YDS	AVG	LG	TD	NO	YDS	AVG	LG	TD	NO	YDS	AVG	LG	TD
09/07		Las Vegas	6	24	4.0	13	0	6	103	17.2	24	0	2	12	6.0	7	0
09/14	at	Miami	2	30	15.0	15	0	1	16	16.0	16t	1	5	88	17.6	55	0
09/21		Pittsburgh	3	19	6.3	8	0	2	28	14.0	20	0	3	38	12.7	23	0
09/28		Carolina	2	14	7.0	9	0	1	18	18.0	18	0	1	3	3.0	3	0
10/05	at	Buffalo	2	3	1.5	5	0	3	43	14.3	19	0	2	13	6.5	7	0
10/12	at	New Orleans	1	9	9.0	9	0	5	93	18.6	29t	2	-	-	-	-	-
10/19	at	Tennessee	-	-	-	-	-	2	55	27.5	39t	1	2	0	0.0	2	0
10/26		Cleveland	-	-	-	-	-	3	75	25.0	39t	1	1	15	15.0	15	0
11/02		Atlanta	4	32	8.0	19	0	-	-	-	-	-		Inactive			
11/09	at	Tampa Bay	1	3	3.0	3	0		Inactive					Inactive			
11/13		NY Jets	5	31	6.2	10	1		Inactive					Inactive			
11/23	at	Cincinnati	3	15	5.0	7	0	2	15	7.5	9	0	1	5	5.0	5	0
12/01		NY Giants	3	19	6.3	12	0	4	35	8.8	13	1	3	40	13.3	36	0
12/14		Buffalo	2	13	6.5	7	0	1	30	30.0	30	0	3	27	9.0	16	0
12/21	at	Baltimore	1	9	9.0	9	0	1	16	16.0	16	0	2	27	13.5	23	0
12/28	at	NY Jets	-	-	-	-	-		Inactive				5	55	11.0	22t	1
01/04		Miami	-	-	-	-	-	2	24	12.0	13	0	2	22	11.0	15t	1
Regular Season Totals			**35**	**221**	**6.3**	**19**	**1**	**33**	**551**	**16.7**	**39t**	**6**	**32**	**345**	**10.8**	**55**	**2**

			DEMARIO DOUGLAS					AUSTIN HOOPER					KYLE WILLIAMS				
DATE		OPPONENT	NO	YDS	AVG	LG	TD	NO	YDS	AVG	LG	TD	NO	YDS	AVG	LG	TD
09/07		Las Vegas	2	-2	-1.0	2t	1	1	10	10.0	10	0	1	12	12.0	12	0
09/14	at	Miami	1	8	8.0	8	0	3	38	12.7	22	0	-	-	-	-	-
09/21		Pittsburgh	2	7	3.5	8	0	2	28	14.0	16	0	1	8	8.0	8	0
09/28		Carolina	-	-	-	-	-	1	24	24.0	24	0	-	-	-	-	-
10/05	at	Buffalo	2	17	8.5	10	0	-	-	-	-	-	-	-	-	-	-
10/12	at	New Orleans	3	71	23.7	53t	1	1	5	5.0	5	0	-	-	-	-	-
10/19	at	Tennessee	3	17	5.7	12	0	2	11	5.5	8	1	-	-	-	-	-
10/26		Cleveland	1	44	44.0	44	0	2	38	19.0	31	0	-	-	-	-	-
11/02		Atlanta	4	100	25.0	58	1	1	20	20.0	20	0	-	-	-	-	-
11/09	at	Tampa Bay	2	34	17.0	26	0	-	-	-	-	-	1	72	72.0	72t	1
11/13		NY Jets	3	36	12.0	26	0		Inactive				-	-	-	-	-
11/23	at	Cincinnati	1	37	37.0	37	0	3	39	13.0	21	0	1	18	18.0	18	0
12/01		NY Giants	3	33	11.0	15	0	-	-	-	-	-	1	33	33.0	33t	1
12/14		Buffalo	-	-	-	-	-	-	-	-	-	-	-	-	-	-	-
12/21	at	Baltimore	1	6	6.0	6	0	2	34	17.0	26	0	2	46	23.0	37t	1
12/28	at	NY Jets	1	10	10.0	10	0	2	11	5.5	9	1	3	20	6.7	11	0
01/04		Miami	2	29	14.5	20	0	1	5	5.0	5	0	-	-	-	-	-
Regular Season Totals			**31**	**447**	**14.4**	**58**	**3**	**21**	**263**	**12.5**	**31**	**2**	**10**	**209**	**20.9**	**72t**	**3**

2025 GAME-BY-GAME RECEIVING STATISTICS

			EFTON CHISM III					ANTONIO GIBSON					TERRELL JENNINGS				
DATE		OPPONENT	NO	YDS	AVG	LG	TD	NO	YDS	AVG	LG	TD	NO	YDS	AVG	LG	TD
09/07		Las Vegas			Inactive			-	-	-	-	-		Practice Squad			
09/14	at	Miami			Inactive			1	1	1.0	1	0		Practice Squad			
09/21		Pittsburgh			Inactive			-	-	-	-	-		Practice Squad			
09/28		Carolina			Inactive			-	-	-	-	-		Practice Squad			
10/05	at	Buffalo			Inactive			1	5	5.0	5	0		Practice Squad			
10/12	at	New Orleans	-	-	-	-	-		Placed on IR 10/10				-	-	-	-	-
10/19	at	Tennessee	-	-	-	-	-						-	-	-	-	-
10/26		Cleveland			Inactive								-	-	-	-	-
11/02		Atlanta	-	-	-	-	-						1	9	9.0	9	0
11/09	at	Tampa Bay	-	-	-	-	-						-	-	-	-	-
11/13		NY Jets	-	-	-	-	-						-	-	-	-	-
11/23	at	Cincinnati			Inactive								-	-	-	-	-
12/01		NY Giants	-	-	-	-	-							Inactive			
12/14		Buffalo			Inactive									Placed on IR 12/13			
12/21	at	Baltimore			Inactive												
12/28	at	NY Jets	2	40	20.0	30	1										
01/04		Miami	1	35	35.0	35	0										
Regular Season Totals			**3**	**75**	**25.0**	**35**	**1**	**2**	**6**	**3.0**	**5**	**0**	**1**	**9**	**9.0**	**9**	**0**

			DRAKE MAYE					JACK WESTOVER				
DATE		OPPONENT	NO	YDS	AVG	LG	TD	NO	YDS	AVG	LG	TD
09/07		Las Vegas	1	2	2.0	2	0	-	-	-	-	-
09/14	at	Miami	-	-	-	-	-	-	-	-	-	-
09/21		Pittsburgh	-	-	-	-	-	-	-	-	-	-
09/28		Carolina	-	-	-	-	-	-	-	-	-	-
10/05	at	Buffalo	-	-	-	-	-	-	-	-	-	-
10/12	at	New Orleans	-	-	-	-	-	-	-	-	-	-
10/19	at	Tennessee	-	-	-	-	-	-	-	-	-	-
10/26		Cleveland	-	-	-	-	-	-	-	-	-	-
11/02		Atlanta	-	-	-	-	-	-	-	-	-	-
11/09	at	Tampa Bay	-	-	-	-	-	-	-	-	-	-
11/13		NY Jets	-	-	-	-	-	-	-	-	-	-
11/23	at	Cincinnati	-	-	-	-	-	-	-	-	-	-
12/01		NY Giants	-	-	-	-	-	-	-	-	-	-
12/14		Buffalo	-	-	-	-	-	-	-	-	-	-
12/21	at	Baltimore	-	-	-	-	-	-	-	-	-	-
12/28	at	NY Jets	-	-	-	-	-	-	-	-	-	-
01/04		Miami	-	-	-	-	-	1	0	0.0	0	0
Regular Season Totals			**1**	**2**	**2.0**	**19**	**0**	**1**	**0**	**0.0**	**0**	**0**

2025 GAME-BY-GAME DEFENSIVE STATISTICS

ALEX AUSTIN

DATE	OPPONENT	TT	UT	A	S	YDS	OH	INT	YDS	PD	FF	FR	SPT
09/07	Las Vegas	5	3	2	-	-	-	-	-	1	-	-	-
09/14	at Miami	3	3	0	-	-	-	-	-	-	-	-	-
09/21	Pittsburgh	0	0	0	-	-	-	-	-	-	-	-	-
09/28	Carolina	1	1	0	-	-	-	-	-	-	-	-	-
10/05	at Buffalo	0	0	0	-	-	-	-	-	-	-	-	-
10/12	at New Orleans	0	0	0	-	-	-	-	-	-	-	-	-
10/19	at Tennessee	0	0	0	-	-	-	-	-	-	-	-	-
10/26	Cleveland	0	0	0	-	-	-	-	-	-	-	-	1
11/02	Atlanta	0	0	0	-	-	-	-	-	-	-	-	-
11/09	at Tampa Bay	0	0	0	-	-	-	-	-	-	-	-	-
11/13	NY Jets	0	0	0	-	-	-	-	-	-	-	-	-
11/23	at Cincinnati	0	0	0	-	-	-	-	-	-	-	-	3
12/01	NY Giants	Reserve List (Injured)											
12/14	Buffalo	Reserve List (Injured)											
12/21	at Baltimore	Reserve List (Injured)											
12/28	at NY Jets	Reserve List (Injured)											
01/04	Miami												
Regular Season Totals		**9**	**7**	**2**	**0.0**	**0.0**	**0**	**0**	**0**	**1**	**0**	**0**	**4**

CHRISTIAN BARMORE

DATE	OPPONENT	TT	UT	A	S	YDS	OH	INT	YDS	PD	FF	FR	SPT
09/07	Las Vegas	5	1	4	-	-	1	-	-	-	-	-	-
09/14	at Miami	1	1	0	-	-	1	-	-	-	-	-	-
09/21	Pittsburgh	1	1	0	-	-	-	-	-	-	-	-	-
09/28	Carolina	0	0	0	-	-	2	-	-	-	-	-	-
10/05	at Buffalo	2	2	0	-	-	1	-	-	-	-	-	-
10/12	at New Orleans	3	1	2	-	-	-	-	-	-	-	-	-
10/19	at Tennessee	0	0	0	-	-	-	-	-	-	-	-	-
10/26	Cleveland	1	0	1	-	-	-	-	-	-	-	-	-
11/02	Atlanta	0	0	0	-	-	-	-	-	-	-	-	-
11/09	at Tampa Bay	1	1	0	-	-	-	-	-	-	-	-	-
11/13	NY Jets	3	2	1	1	9	2	-	-	-	-	-	-
11/23	at Cincinnati	3	1	2	-	-	-	-	-	-	-	-	-
12/01	NY Giants	5	1	4	-	-	-	-	-	-	-	-	-
12/14	Buffalo	1	1	0	-	-	1	-	-	-	-	-	-
12/21	at Baltimore	0	0	0	-	-	1	-	-	-	-	-	-
12/28	at NY Jets	0	0	0	-	-	1	-	-	-	-	-	-
01/04	Miami	3	3	0	1	7	2	-	-	-	-	-	-
Regular Season Totals		**29**	**15**	**14**	**2.0**	**16.0**	**12**	**0**	**0**	**0**	**0**	**0**	**0**

K'LAVON CHAISSON

DATE	OPPONENT	TT	UT	A	S	YDS	OH	INT	YDS	PD	FF	FR	SPT
09/07	Las Vegas	2	0	2	0.5	5.0	1	-	-	-	-	-	-
09/14	at Miami	2	1	1	1.0	6.0	1	-	-	-	-	-	-
09/21	Pittsburgh	3	2	1	-	-	2	-	-	-	-	-	-
09/28	Carolina	2	2	0	1.0	11.0	1	-	-	-	-	-	-
10/05	at Buffalo	Inactive											
10/12	at New Orleans	0	0	0	-	-	1	-	-	-	-	-	-
10/19	at Tennessee	3	2	1	2	3	2	-	-	-	-	1	-
10/26	Cleveland	1	0	1	-	-	-	-	-	-	-	-	-
11/02	Atlanta	2	2	0	1	4	1	-	-	-	1	-	-
11/09	at Tampa Bay	1	1	0	1	10	2	-	-	-	-	-	-
11/13	NY Jets	1	0	1	-	-	1	-	-	1	-	-	-
11/23	at Cincinnati	1	0	1	-	-	1	-	-	-	-	-	-
12/01	NY Giants	4	3	1	-	-	2	-	-	-	-	-	-
12/14	Buffalo	0	0	0	-	-	-	-	-	-	-	-	-
12/21	at Baltimore	3	3	0	-	-	1	-	-	-	1	-	-
12/28	at NY Jets	3	1	2	-	-	-	-	-	1	-	-	-
01/04	Miami	3	1	2	1	4	2	-	-	-	-	-	-
Regular Season Totals		**31**	**18**	**13**	**7.5**	**43.0**	**18**	**0**	**0**	**2**	**2**	**1**	**0**

CARLTON DAVIS III

DATE	OPPONENT	TT	UT	A	S	YDS	OH	INT	YDS	PD	FF	FR	SPT
09/07	Las Vegas	4	2	2	-	-	-	-	-	2	-	-	-
09/14	at Miami	4	2	2	-	-	-	-	-	-	-	-	-
09/21	Pittsburgh	2	2	0	-	-	-	-	-	-	-	-	-
09/28	Carolina	0	0	0	-	-	-	-	-	-	-	-	-
10/05	at Buffalo	4	3	1	-	-	1	-	-	-	-	-	-
10/12	at New Orleans	5	1	4	-	-	-	-	-	-	-	-	-
10/19	at Tennessee	4	2	2	-	-	-	-	-	-	-	-	-
10/26	Cleveland	3	1	2	-	-	-	-	-	-	-	-	-
11/02	Atlanta	6	5	1	-	-	-	-	-	1	-	-	-
11/09	at Tampa Bay	5	2	3	-	-	-	-	-	-	-	-	-
11/13	NY Jets	2	2	0	-	-	-	-	-	-	-	-	-
11/23	at Cincinnati	8	4	4	-	-	-	-	-	3	-	-	-
12/01	NY Giants	5	1	4	-	-	-	-	-	2	-	-	-
12/14	Buffalo	4	1	3	-	-	-	-	-	1	-	-	-
12/21	at Baltimore	8	6	2	-	-	-	-	-	-	-	-	-
12/28	at NY Jets	2	2	0	-	-	-	-	-	-	-	-	-
01/04	Miami	3	3	0	-	-	-	-	-	1	-	-	-
Regular Season Totals		**69**	**39**	**30**	**0.0**	**0.0**	**1**	**0**	**0**	**10**	**0**	**0**	**0**

CORY DURDEN

DATE	OPPONENT	TT	UT	A	S	YDS	OH	INT	YDS	PD	FF	FR	SPT
09/07	Las Vegas	1	0	1	-	-	-	-	-	-	-	-	-
09/14	at Miami	1	0	1	-	-	-	-	-	-	-	-	-
09/21	Pittsburgh	1	0	1	-	-	-	-	-	-	-	-	-
09/28	Carolina	2	1	1	-	-	-	-	-	-	-	-	-
10/05	at Buffalo	0	0	0	-	-	-	-	-	-	-	-	-
10/12	at New Orleans	1	0	1	-	-	-	-	-	-	-	-	-
10/19	at Tennessee	1	1	0	-	-	-	-	-	-	-	-	-
10/26	Cleveland	1	0	1	-	-	-	-	-	-	-	-	-
11/02	Atlanta	0	0	0	-	-	-	-	-	-	-	-	-
11/09	at Tampa Bay	3	0	3	-	-	-	-	-	-	-	-	-
11/13	NY Jets	1	1	0	-	-	-	-	-	-	-	-	-
11/23	at Cincinnati	3	1	2	-	-	-	-	-	-	-	-	-
12/01	NY Giants	2	1	1	-	-	-	-	-	-	-	-	-
12/14	Buffalo	4	1	3	-	-	-	-	-	-	-	-	-
12/21	at Baltimore	4	1	3	-	-	-	-	-	-	-	-	-
12/28	at NY Jets	2	1	1	-	-	1	-	-	-	-	-	-
01/04	Miami	3	2	1	-	-	-	-	-	-	-	-	-
Regular Season Totals		**30**	**10**	**20**	**0.0**	**0.0**	**1**	**0**	**0**	**0**	**0**	**0**	**0**

CHRISTIAN ELLISS

DATE	OPPONENT	TT	UT	A	S	YDS	OH	INT	YDS	PD	FF	FR	SPT
09/07	Las Vegas	8	5	3	-	-	-	-	-	-	-	-	-
09/14	at Miami	5	3	2	-	-	-	-	-	-	-	-	3
09/21	Pittsburgh	1	0	1	-	-	-	-	-	-	-	-	-
09/28	Carolina	9	3	6	-	-	-	-	-	-	-	-	-
10/05	at Buffalo	6	3	3	-	-	-	-	-	-	-	-	2
10/12	at New Orleans	7	3	4	-	-	-	-	-	1	1	-	1
10/19	at Tennessee	2	1	1	-	-	1	-	-	-	-	-	1
10/26	Cleveland	3	0	3	-	-	-	-	-	-	-	-	-
11/02	Atlanta	2	0	2	-	-	1	-	-	-	-	-	3
11/09	at Tampa Bay	Inactive											
11/13	NY Jets	Inactive											
11/23	at Cincinnati	5	3	2	-	-	1	-	-	-	-	-	-
12/01	NY Giants	6	2	4	-	-	-	-	-	1	-	-	4
12/14	Buffalo	7	3	4	-	-	-	-	-	1	-	-	1
12/21	at Baltimore	5	3	2	-	-	-	-	-	-	-	-	-
12/28	at NY Jets	2	0	2	-	-	-	-	-	-	-	-	3
01/04	Miami	8	3	5	-	-	-	-	-	-	-	-	-
Regular Season Totals		**76**	**32**	**44**	**0.0**	**0.0**	**3**	**0**	**0**	**3**	**1**	**0**	**18**

JOSHUA FARMER

DATE	OPPONENT	TT	UT	A	S	YDS	OH	INT	YDS	PD	FF	FR	SPT
09/07	Las Vegas	1	0	1	-	-	-	-	-	-	-	-	-
09/14	at Miami	0	0	0	-	-	-	-	-	-	-	-	-
09/21	Pittsburgh	1	1	0	-	-	-	-	-	-	-	-	-
09/28	Carolina	1	1	0	-	-	-	-	-	-	-	-	-
10/05	at Buffalo	2	0	2	-	-	-	-	-	-	1	-	-
10/12	at New Orleans	2	1	1	-	-	-	-	-	-	-	-	-
10/19	at Tennessee	1	0	1	-	-	-	-	-	-	-	-	-
10/26	Cleveland	0	0	0	-	-	-	-	-	1	-	-	-
11/02	Atlanta	2	1	1	-	-	-	-	-	-	-	-	-
11/09	at Tampa Bay	1	0	1	-	-	-	-	-	-	-	-	-
11/13	NY Jets	Inactive											
11/23	at Cincinnati	Inactive											
12/01	NY Giants	2	2	0	-	-	-	-	-	-	-	-	-
12/14	Buffalo	2	1	1	-	-	-	-	-	-	-	-	-
12/21	at Baltimore	0	0	0	-	-	-	-	-	-	-	-	-
12/28	at NY Jets	Reserve List (Injured)											
01/04	Miami												
Regular Season Totals		**15**	**7**	**8**	**0.0**	**0.0**	**0**	**0**	**0**	**1**	**0**	**1**	**0**

JACK GIBBENS

DATE	OPPONENT	TT	UT	A	S	YDS	OH	INT	YDS	PD	FF	FR	SPT
09/07	Las Vegas	0	0	0	-	-	-	-	-	-	-	-	2
09/14	at Miami	1	1	0	-	-	-	-	-	-	-	-	1
09/21	Pittsburgh	1	1	0	-	-	-	-	-	-	-	-	-
09/28	Carolina	9	7	2	-	-	-	-	-	-	-	-	3
10/05	at Buffalo	3	3	0	-	-	-	-	-	-	-	-	3
10/12	at New Orleans	4	1	3	-	-	-	-	-	-	-	-	-
10/19	at Tennessee	1	1	0	-	-	-	-	-	-	-	-	-
10/26	Cleveland	0	0	0	-	-	-	-	-	-	-	-	1
11/02	Atlanta	1	0	1	-	-	-	-	-	-	-	-	-
11/09	at Tampa Bay	10	5	5	-	-	-	-	-	1	-	-	-
11/13	NY Jets	6	5	1	-	-	-	-	-	-	-	-	-
11/23	at Cincinnati	3	1	2	-	-	-	-	-	-	-	-	-
12/01	NY Giants	3	2	1	-	-	1	-	-	-	-	-	-
12/14	Buffalo	9	4	5	1.0	6.0	1	-	-	-	-	-	-
12/21	at Baltimore	10	3	7	-	-	1	-	-	-	-	-	-
12/28	at NY Jets	5	3	2	-	-	-	-	-	-	-	-	-
01/04	Miami	5	2	3	-	-	-	-	-	2	1	-	-
Regular Season Totals		**71**	**39**	**32**	**1.0**	**6.0**	**3**	**0**	**0**	**3**	**1**	**0**	**10**

CHRISTIAN GONZALEZ

DATE	OPPONENT	TT	UT	A	S	YDS	OH	INT	YDS	PD	FF	FR	SPT
09/07	Las Vegas	Inactive											
09/14	at Miami	Inactive											
09/21	Pittsburgh	Inactive											
09/28	Carolina	3	3	0	-	-	-	-	-	-	-	-	-
10/05	at Buffalo	6	2	4	-	-	-	-	-	1	-	-	-
10/12	at New Orleans	5	4	1	-	-	-	-	-	-	-	-	-
10/19	at Tennessee	5	5	0	-	-	-	-	-	-	-	-	-
10/26	Cleveland	3	3	0	-	-	-	-	-	2	-	-	-
11/02	Atlanta	7	6	1	-	-	-	-	-	2			
11/09	at Tampa Bay	9	5	4	-	-	-	-	-	1	-	-	-
11/13	NY Jets	5	5	0	-	-	-	-	-	1	-	-	-
11/23	at Cincinnati	3	3	0	-	-	-	-	-	-	-	-	-
12/01	NY Giants	3	3	0	-	-	-	-	-	1	-	-	-
12/14	Buffalo	5	1	4	-	-	-	-	-	1	-	-	-
12/21	at Baltimore	7	7	0	-	-	-	-	-	1	-	-	-
12/28	at NY Jets	4	4	0	-	-	-	-	-	-	-	-	-
01/04	Miami	4	3	1	-	-	-	-	-	-	-	-	-
Regular Season Totals		**69**	**54**	**15**	**0.0**	**0.0**	**0**	**0**	**0**	**10**	**0**	**0**	**0**

2025 SEASON

2025 GAME-BY-GAME DEFENSIVE STATISTICS

ERIC GREGORY

DATE	OPPONENT	TT	UT	A	S	YDS	QH	INT	YDS	PD	FF	FR	SPT
09/07	Las Vegas	Inactive											
09/14	at Miami	Inactive											
09/21	Pittsburgh	Inactive											
09/28	Carolina	Inactive											
10/05	at Buffalo	Inactive											
10/12	at New Orleans	Inactive											
10/19	at Tennessee	Inactive											
10/26	Cleveland	Inactive											
11/02	Atlanta	Inactive											
11/09	at Tampa Bay	Inactive											
11/13	NY Jets	1	0	1	-	-	-	-	-	-	-	-	-
11/23	at Cincinnati	0	0	0	-	-	-	-	-	-	-	-	-
12/01	NY Giants	3	1	2	-	-	-	-	-	-	-	-	-
12/14	Buffalo	Inactive											
12/21	at Baltimore	1	0	1	-	-	-	-	-	-	-	-	-
12/28	at NY Jets	1	0	1	-	-	-	-	-	-	-	-	-
01/04	Miami	2	0	2	-	-	-	-	-	-	-	-	-
Regular Season Totals		**8**	**1**	**7**	**0.0**	**0.0**	**0**	**0**	**0**	**0**	**0**	**0**	**0**

JAYLINN HAWKINS

DATE	OPPONENT	TT	UT	A	S	YDS	QH	INT	YDS	PD	FF	FR	SPT
09/07	Las Vegas	5	5	0	1.0	5.0	1	1	1	1	-	-	
09/14	at Miami	8	5	3	-	-	-	-	-	-	-	-	-
09/21	Pittsburgh	3	2	1	-	-	-	-	-	-	-	-	-
09/28	Carolina	3	3	0	-	-	-	-	-	-	-	-	1
10/05	at Buffalo	3	2	1	0.5	4.0	1	-	-	-	-	1	-
10/12	at New Orleans	Inactive											
10/19	at Tennessee	Inactive											
10/26	Cleveland	5	4	1	-	-	-	-	1	0	1	-	-
11/02	Atlanta	4	2	2	-	-	-	-	-	-	-	-	-
11/09	at Tampa Bay	6	4	2	-	-	-	-	-	-	-	-	-
11/13	NY Jets	5	4	1	-	-	-	-	-	-	-	-	-
11/23	at Cincinnati	4	2	2	-	-	1	-	-	-	-	-	-
12/01	NY Giants	4	1	3	-	-	1	-	-	1	-	-	-
12/14	Buffalo	11	4	7	-	-	-	-	-	1	-	-	-
12/21	at Baltimore	7	4	3	-	-	1	-	-	-	1	-	-
12/28	at NY Jets	1	1	0	-	-	-	1	0	1	-	-	-
01/04	Miami	2	1	1	-	-	-	1	0	1	-	-	-
Regular Season Totals		**71**	**44**	**27**	**1.5**	**9.0**	**5**	**4**	**1**	**6**	**1**	**1**	**1**

ANFERNEE JENNINGS

DATE	OPPONENT	TT	UT	A	S	YDS	QH	INT	YDS	PD	FF	FR	SPT
09/07	Las Vegas	-Inactive											
09/14	at Miami	2	2	0	-	-	-	-	-	-	-	-	1
09/21	Pittsburgh	0	0	0	-	-	-	-	-	-	-	-	-
09/28	Carolina	2	0	2	-	-	-	-	-	-	-	-	1
10/05	at Buffalo	1	0	1	-	-	-	-	-	-	-	-	-
10/12	at New Orleans	Inactive											
10/19	at Tennessee	Inactive											
10/26	Cleveland	1	1	0	1.0	11.0	1	-	-	-	-	-	-
11/02	Atlanta	0	0	0	-	-	1	-	-	-	-	-	-
11/09	at Tampa Bay	1	1	0	-	-	-	-	-	-	-	-	2
11/13	NY Jets	1	1	0	-	-	-	-	-	-	-	1	-
11/23	at Cincinnati	0	0	0	-	-	-	-	-	-	-	-	1
12/01	NY Giants	2	1	1	-	-	-	-	-	-	-	-	1
12/14	Buffalo	1	1	0	-	-	1	-	-	-	-	-	-
12/21	at Baltimore	1	1	0	1.0	7.0	1	-	-	-	-	-	-
12/28	at NY Jets	3	2	1	-	-	1	-	-	-	-	-	1
01/04	Miami	4	3	1	-	-	2	-	-	-	-	-	-
Regular Season Totals		**19**	**13**	**6**	**2.0**	**18.0**	**7**	**0**	**0**	**0**	**0**	**1**	**7**

MARCUS JONES

DATE	OPPONENT	TT	UT	A	S	YDS	QH	INT	YDS	PD	FF	FR	SPT
09/07	Las Vegas	4	3	1	-	-	-	-	-	1	-	-	-
09/14	at Miami	5	4	1	-	-	-	-	-	-	-	-	-
09/21	Pittsburgh	2	2	0	-	-	-	-	-	-	-	-	-
09/28	Carolina	5	3	2	-	-	-	-	-	-	-	-	-
10/05	at Buffalo	6	4	2	-	-	-	1	0	2	-	-	-
10/12	at New Orleans	5	4	1	1.0	3.0	1	-	-	3	-	-	-
10/19	at Tennessee	3	2	1	-	-	-	1	32	1	-	-	-
10/26	Cleveland	6	5	1	-	-	-	-	-	2	-	-	-
11/02	Atlanta	3	2	1	-	-	-	-	-	-	-	-	-
11/09	at Tampa Bay	4	2	2	-	-	-	-	-	-	-	-	-
11/13	NY Jets	2	0	2	-	-	-	-	-	-	-	-	-
11/23	at Cincinnati	5	3	2	-	-	-	1	33	2	-	-	-
12/01	NY Giants	0	0	0	-	-	-	-	-	-	-	-	-
12/14	Buffalo	10	8	2	-	-	-	-	-	-	-	-	-
12/21	at Baltimore	1	1	0	-	-	-	-	-	-	-	1	-
12/28	at NY Jets	2	2	0	-	-	-	-	-	-	-	-	
01/04	Miami	2	2	0	1.0	6.0	1	-	-	-	-	-	
Regular Season Totals		**65**	**47**	**18**	**2.0**	**9.0**	**2**	**3**	**65**	**11**	**0**	**1**	**0**

HAROLD LANDRY

DATE	OPPONENT	TT	UT	A	S	YDS	QH	INT	YDS	PD	FF	FR	SPT
09/07	Las Vegas	5	4	1	2.5	19.0	4	-	-	-	-	-	-
09/14	at Miami	3	2	1	1.0	2.0	2	-	-	-	-	-	-
09/21	Pittsburgh	8	2	6	-	-	1	-	-	-	1	-	-
09/28	Carolina	0	0	0	-	-	1	-	-	-	-	-	-
10/05	at Buffalo	5	4	1	-	-	1	-	-	-	-	-	-
10/12	at New Orleans	3	1	2	1.0	1.0	2	-	-	-	-	-	-
10/19	at Tennessee	3	2	1	1	7	1	-	-	-	-	-	-
10/26	Cleveland	2	0	2	-	-	-	-	-	-	-	-	-
11/02	Atlanta	2	2	0	-	-	-	-	-	-	-	-	-
11/09	at Tampa Bay	3	0	3	-	-	1	-	-	-	-	-	-
11/13	NY Jets	3	2	1	-	-	1	-	-	-	-	-	-
11/23	at Cincinnati	4	3	1	1	10	2	-	-	-	-	-	-
12/01	NY Giants	5	4	1	1	5	2	-	-	-	-	-	-
12/14	Buffalo	2	1	1	1.0	6.0	1	-	-	-	-	-	-
12/21	at Baltimore	0	0	0	-	-	-	-	-	-	-	-	-
12/28	at NY Jets	Inactive											
01/04	Miami	Inactive											
Regular Season Totals		**48**	**27**	**21**	**8.5**	**50.0**	**19**	**0**	**0**	**0**	**1**	**0**	**0**

MARTE MAPU

DATE	OPPONENT	TT	UT	A	S	YDS	QH	INT	YDS	PD	FF	FR	SPT
09/07	Las Vegas	0	0	0	-	-	-	-	-	-	-	-	1
09/14	at Miami	0	0	0	-	-	-	1	20	1	-	-	-
09/21	Pittsburgh	0	0	0	-	-	-	-	-	-	-	-	-
09/28	Carolina	1	1	0	-	-	-	-	-	-	-	-	-
10/05	at Buffalo	0	0	0	-	-	-	-	-	-	-	-	-
10/12	at New Orleans	0	0	0	-	-	-	-	-	-	-	-	1
10/19	at Tennessee	8	6	2	-	-	-	-	-	1	-	-	-
10/26	Cleveland	1	0	1	-	-	-	-	-	-	-	-	2
11/02	Atlanta	0	0	0	-	-	-	-	-	-	-	-	2
11/09	at Tampa Bay	1	1	0	-	-	-	-	-	-	-	-	-
11/13	NY Jets	0	0	0	-	-	-	-	-	-	-	-	1
11/23	at Cincinnati	0	0	0	-	-	-	-	-	-	-	-	1
12/01	NY Giants	0	0	0	-	-	-	-	-	2	-	-	1
12/14	Buffalo	0	0	0	-	-	-	-	-	-	-	-	1
12/21	at Baltimore	0	0	0	-	-	-	-	-	-	-	-	-
12/28	at NY Jets	2	2	0	-	-	-	-	-	1	-	-	-
01/04	Miami	0	0	0	-	-	-	-	-	-	-	-	2
Regular Season Totals		**13**	**10**	**3**	**0.0**	**0.0**	**0**	**1**	**20**	**5**	**0**	**0**	**12**

DELL PETTUS

DATE	OPPONENT	TT	UT	A	S	YDS	QH	INT	YDS	PD	FF	FR	SPT
09/07	Las Vegas	2	1	1	-	-	-	-	-	-	-	-	-
09/14	at Miami	1	1	0	-	-	-	-	-	-	-	-	1
09/21	Pittsburgh	0	0	0	-	-	-	-	-	-	-	-	-
09/28	Carolina	4	2	2	-	-	-	-	-	-	1	-	-
10/05	at Buffalo	0	0	0	-	-	-	-	-	-	-	-	1
10/12	at New Orleans	0	0	0	-	-	-	-	-	-	-	-	1
10/19	at Tennessee	0	0	0	-	-	-	-	-	-	-	-	-
10/26	Cleveland	0	0	0	-	-	-	-	-	-	-	-	-
11/02	Atlanta	0	0	0	-	-	-	-	-	1	-	-	-
11/09	at Tampa Bay	0	0	0	-	-	-	-	-	-	-	-	1
11/13	NY Jets	1	1	0	-	-	-	-	-	1	-	-	-
11/23	at Cincinnati	0	0	0	-	-	-	-	-	-	-	-	-
12/01	NY Giants	0	0	0	-	-	-	-	-	-	-	-	-
12/14	Buffalo	0	0	0	-	-	-	-	-	-	-	-	1
12/21	at Baltimore	0	0	0	-	-	-	-	-	-	-	-	-
12/28	at NY Jets	5	4	1	1	12	1	-	-	-	-	-	1
01/04	Miami	1	1	0	-	-	-	-	-	-	-	-	-
Regular Season Totals		**14**	**10**	**4**	**1.0**	**12.0**	**1**	**0**	**0**	**2**	**1**	**0**	**6**

JEREMIAH PHARMS JR.

DATE	OPPONENT	TT	UT	A	S	YDS	QH	INT	YDS	PD	FF	FR	SPT
09/07	Las Vegas	Practice Squad											
09/14	at Miami	Practice Squad											
09/21	Pittsburgh	Practice Squad											
09/28	Carolina	Practice Squad											
10/05	at Buffalo	Practice Squad											
10/12	at New Orleans	Practice Squad											
10/19	at Tennessee	Practice Squad											
10/26	Cleveland	Practice Squad											
11/02	Atlanta	Practice Squad											
11/09	at Tampa Bay	Practice Squad											
11/13	NY Jets	Practice Squad											
11/23	at Cincinnati	1	0	1	-	-	1	-	-	-	-	-	-
12/01	NY Giants	1	1	0	-	-	-	-	-	-	-	-	-
12/14	Buffalo	0	0	0	-	-	-	-	-	-	-	-	-
12/21	at Baltimore	Practice Squad											
12/28	at NY Jets	1	0	1	-	-	-	-	-	-	-	-	-
01/04	Miami	Released											
Regular Season Totals		**3**	**1**	**2**	**0.0**	**0.0**	**1**	**0**	**0**	**0**	**0**	**0**	**0**

ELIJAH PONDER

DATE	OPPONENT	TT	UT	A	S	YDS	QH	INT	YDS	PD	FF	FR	SPT
09/07	Las Vegas	0	0	0	-	-	-	-	-	-	-	-	-
09/14	at Miami	1	0	1	-	-	-	-	-	-	-	-	-
09/21	Pittsburgh	Inactive											
09/28	Carolina	Inactive											
10/05	at Buffalo	1	1	0	-	-	-	-	-	-	-	-	1
10/12	at New Orleans	0	0	0	-	-	-	-	-	-	-	-	2
10/19	at Tennessee	1	1	0	-	-	-	-	-	-	-	-	1
10/26	Cleveland	1	0	1	-	-	-	-	-	-	-	-	-
11/02	Atlanta	0	0	0	-	-	-	-	-	-	-	-	1
11/09	at Tampa Bay	1	1	0	1.0	5.0	1	-	-	-	-	-	1
11/13	NY Jets	4	2	2	1.0	2.0	1	-	-	-	-	-	1
11/23	at Cincinnati	1	0	1	-	-	-	-	-	-	-	-	1
12/01	NY Giants	2	2	0	1.0	6.0	1	-	-	-	-	-	-
12/14	Buffalo	0	0	0	-	-	-	-	-	-	-	-	-
12/21	at Baltimore	1	1	0	-	-	-	-	-	-	-	-	1
12/28	at NY Jets	1	0	1	-	-	1	-	-	-	-	-	-
01/04	Miami	1	1	0	1.0	3.0	1	-	-	-	-	1	-
Regular Season Totals		**15**	**9**	**6**	**4.0**	**16.0**	**5**	**0**	**0**	**0**	**0**	**1**	**9**

2025 GAME-BY-GAME DEFENSIVE STATISTICS

BRENDEN SCHOOLER

DATE	OPPONENT	TT	UT	A	S	YDS	QH	INT	YDS	PD	FF	FR	SPT
09/07	Las Vegas	0	0	0	-	-	-	-	-	-	-	-	-
09/14	at Miami	0	0	0	-	-	-	-	-	-	-	-	1
09/21	Pittsburgh	0	0	0	-	-	-	-	-	-	-	-	1
09/28	Carolina	0	0	0	-	-	-	-	-	-	-	-	3
10/05	at Buffalo	0	0	0	-	-	-	-	-	-	-	-	-
10/12	at New Orleans	0	0	0	-	-	-	-	-	-	-	-	3
10/19	at Tennessee	0	0	0	-	-	-	-	-	-	-	-	2
10/26	Cleveland	0	0	0	-	-	-	-	-	-	-	-	1
11/02	Atlanta	0	0	0	-	-	-	-	-	-	-	-	-
11/09	at Tampa Bay	0	0	0	-	-	-	-	-	-	-	-	-
11/13	NY Jets	0	0	0	-	-	-	-	-	-	-	-	1
11/23	at Cincinnati	0	0	0	-	-	-	-	-	-	-	-	-
12/01	NY Giants	Inactive											
12/14	Buffalo	0	0	0	-	-	-	-	-	-	-	-	1
12/21	at Baltimore	0	0	0	-	-	-	-	-	-	-	-	1
12/28	at NY Jets	5	3	2	-	-	-	-	-	-	-	-	-
01/04	Miami	0	0	0	-	-	-	-	-	-	-	-	-
Regular Season Totals		**5**	**3**	**2**	**0.0**	**0.0**	**0**	**0**	**0**	**0**	**0**	**0**	**14**

ROBERT SPILLANE

TT	UT	A	S	YDS	QH	INT	YDS	PD	FF	FR	SPT
3	3	0	-	-	-	-	-	-	-	-	-
3	3	0	1.0	0.0	-	-	-	1	-	-	-
15	9	6	-	-	-	1	37	1	-	-	-
10	4	6	-	-	-	-	-	-	-	-	-
9	6	3	-	-	-	-	-	-	1	-	-
11	4	7	-	-	-	-	-	-	-	-	-
2	1	1	-	-	-	-	-	-	-	-	-
14	5	9	-	-	-	1	33	1	-	-	-
5	2	3	-	-	-	-	-	-	-	-	-
9	1	8	-	-	-	-	-	1	-	-	-
9	5	4	-	-	-	-	-	1	-	-	-
5	3	2	-	-	-	-	-	-	-	-	-
2	2	0	-	-	-	-	-	-	-	-	-
Did Not Play											
Inactive											
Inactive											
Inactive											
Inactive											
97	**48**	**49**	**1.0**	**0.0**	**0**	**2**	**70**	**5**	**1**	**0**	**0**

BRADYN SWINSON

TT	UT	A	S	YDS	QH	INT	YDS	PD	FF	FR	SPT
Practice Squad											
Practice Squad											
Practice Squad											
Practice Squad											
Practice Squad											
Practice Squad											
Practice Squad											
Practice Squad											
Practice Squad											
Practice Squad											
Practice Squad											
Signed to Active Roster 11/15											
0	0	0	-	-	-	-	-	-	-	-	1
Inactive											
Inactive											
Did Not Play											
0	0	0	-	-	-	-	-	-	-	-	-
0	0	0	-	-	-	-	-	-	-	-	-
0	**0**	**0**	**0.0**	**0.0**	**0**	**0**	**0**	**0**	**0**	**0**	**1**

JAHLANI TAVAI

DATE	OPPONENT	TT	UT	A	S	YDS	QH	INT	YDS	PD	FF	FR	SPT
09/07	Las Vegas	Reserve List (Injured)											
09/14	at Miami	Reserve List (Injured)											
09/21	Pittsburgh	Reserve List (Injured)											
09/28	Carolina	Reserve List (Injured)											
10/05	at Buffalo	2	1	1	-	-	-	-	-	-	-	-	-
10/12	at New Orleans	2	0	2	-	-	-	-	-	-	-	-	-
10/19	at Tennessee	4	3	1	-	-	-	-	-	-	-	-	-
10/26	Cleveland	3	2	1	-	-	-	-	-	-	-	-	2
11/02	Atlanta	1	1	0	-	-	-	-	-	-	-	-	-
11/09	at Tampa Bay	2	0	2	-	-	-	-	-	-	-	-	-
11/13	NY Jets	1	1	0	-	-	-	-	-	-	-	-	2
11/23	at Cincinnati	Inactive											
12/01	NY Giants	1	1	0	-	-	-	-	-	-	-	-	1
12/14	Buffalo	3	1	2	-	-	-	-	-	-	-	-	-
12/21	at Baltimore	4	1	3	-	-	-	-	-	-	-	-	-
12/28	at NY Jets	5	4	1	-	-	-	-	-	-	-	-	1
01/04	Miami	6	3	3	-	-	-	-	-	-	1	-	2
Regular Season Totals		**34**	**18**	**16**	**0.0**	**0.0**	**0**	**0**	**0**	**0**	**1**	**0**	**8**

LEONARD TAYLOR III

TT	UT	A	S	YDS	QH	INT	YDS	PD	FF	FR	SPT
Signed to Practice Squad 10/16											
Practice Squad											
Practice Squad											
Practice Squad											
Practice Squad											
Practice Squad											
Practice Squad											
Practice Squad											
Practice Squad											
2	2	0	-	-	-	-	-	-	-	-	-
Practice Squad											
4	1	3	-	-	-	-	-	-	-	-	-
2	0	2	-	-	1	-	-	-	-	-	-
8	**3**	**5**	**0.0**	**0.0**	**1**	**0**	**0**	**0**	**0**	**0**	**0**

KHYIRIS TONGA

TT	UT	A	S	YDS	QH	INT	YDS	PD	FF	FR	SPT
3	2	1	-	-	1	-	-	-	-	-	-
0	0	0	-	-	-	-	-	-	-	-	-
0	0	0	-	-	-	-	-	-	-	-	-
0	0	0	-	-	-	-	-	1	-	-	-
3	1	2	-	-	-	-	-	-	-	-	-
4	2	2	-	-	-	-	-	-	-	-	-
2	1	1	-	-	-	-	-	-	-	-	-
2	1	1	-	-	-	-	-	-	-	-	-
2	1	1	-	-	-	-	-	-	-	-	-
0	0	0	-	-	-	-	-	-	-	-	-
1	0	1	-	-	1	-	-	1	-	-	-
2	1	1	-	-	-	-	-	-	-	-	-
Inactive											
2	0	2	-	-	-	-	-	-	-	-	-
3	0	3	-	-	-	-	-	-	-	-	-
Inactive											
Inactive											
24	**9**	**15**	**0.0**	**0.0**	**2**	**0**	**0**	**2**	**0**	**0**	**0**

MILTON WILLIAMS

DATE	OPPONENT	TT	UT	A	S	YDS	QH	INT	YDS	PD	FF	FR	SPT
09/07	Las Vegas	3	1	2	-	-	1	-	-	-	-	-	-
09/14	at Miami	3	3	0	2.0	10.0	1	-	-	-	-	-	-
09/21	Pittsburgh	2	2	0	-	-	-	-	-	-	-	-	-
09/28	Carolina	1	1	0	-	-	-	-	-	-	-	-	-
10/05	at Buffalo	4	2	2	0.5	4.0	1	-	-	-	-	-	-
10/12	at New Orleans	2	1	1	-	-	-	-	-	-	-	-	-
10/19	at Tennessee	5	3	2	1	10	1	-	-	-	-	-	-
10/26	Cleveland	1	0	1	-	-	1	-	-	1	-	-	-
11/02	Atlanta	2	0	2	-	-	1	-	-	-	-	-	-
11/09	at Tampa Bay	4	1	3	-	-	1	-	-	-	-	-	-
11/13	NY Jets	0	0	0	-	-	-	-	-	-	-	-	-
11/23	at Cincinnati	Reserve List (Injured)											
12/01	NY Giants	Reserve List (Injured)											
12/14	Buffalo	Reserve List (Injured)											
12/21	at Baltimore	Reserve List (Injured)											
12/28	at NY Jets	Reserve List (Injured)											
01/04	Miami	2	1	1	-	-	-	-	-	-	-	-	-
Regular Season Totals		**29**	**15**	**14**	**3.5**	**24.0**	**7**	**0**	**0**	**1**	**0**	**0**	**0**

CHARLES WOODS

TT	UT	A	S	YDS	QH	INT	YDS	PD	FF	FR	SPT
Inactive											
0	0	0	-	-	-	-	-	-	-	-	-
1	1	0	-	-	-	-	-	-	-	-	-
2	0	2									
0	0	0	-	-	-	-	-	-	-	-	-
0	0	0	-	-	-	-	-	1	-	-	-
0	0	0	-	-	-	-	-	-	-	-	-
0	0	0	-	-	-	-	-	-	-	-	-
0	0	0	-	-	-	-	-	-	-	-	1
0	0	0	-	-	-	-	-	-	-	-	1
0	0	0	-	-	-	-	-	-	-	-	1
0	0	0	-	-	-	-	-	-	-	-	-
2	2	0	-	-	-	-	-	-	-	-	1
0	0	0	-	-	-	-	-	-	-	-	-
2	2	0	-	-	-	-	-	-	-	-	-
1	1	0	-	-	-	-	-	-	-	-	-
8	**6**	**2**	**0.0**	**0.0**	**0**	**0**	**0**	**1**	**0**	**0**	**4**

CRAIG WOODSON

TT	UT	A	S	YDS	QH	INT	YDS	PD	FF	FR	SPT
8	5	3	-	-	-	-	-	-	-	-	-
6	4	2	-	-	-	-	-	-	-	-	-
4	2	2	-	-	-	-	-	-	-	-	-
5	4	1	-	-	-	-	-	1	-	-	-
4	3	1	-	-	-	-	-	-	-	-	-
6	3	3	-	-	-	-	-	-	-	1	-
1	0	1	-	-	-	-	-	-	-	-	-
3	0	3	-	-	-	-	-	-	-	-	-
2	1	1	-	-	-	-	-	-	-	-	-
8	3	5	-	-	-	-	2	-	-	-	-
4	3	1	-	-	-	-	-	-	-	-	-
6	3	3	-	-	-	-	-	-	-	-	-
5	2	3	-	-	-	-	-	-	-	-	2
3	3	0	-	-	-	-	-	-	-	1	1
0	0	0	-	-	-	-	-	-	-	-	1
4	2	2	-	-	-	-	-	-	-	-	-
75	**40**	**35**	**0.0**	**0.0**	**0**	**0**	**0**	**3**	**0**	**2**	**4**

2025 SEASON

2025 GAME-BY-GAME DEFENSIVE STATISTICS

NO LONGER ON ROSTER

KYLE DUGGER

DATE	OPPONENT	TT	UT	A	S	YDS	OH	INT	YDS	PD	FF	FR	SPT
09/07	Las Vegas	2	0	2	-	-	-	-	-	-	-	-	-
09/14	at Miami	3	2	1	-	-	-	-	-	-	-	-	1
09/21	Pittsburgh	2	1	1	-	-	-	-	-	-	-	-	-
09/28	Carolina	2	0	2	-	-	-	-	-	-	-	-	1
10/05	at Buffalo	0	0	0	-	-	-	-	-	-	-	-	1
10/12	at New Orleans	3	1	2	-	-	-	-	-	-	-	-	-
10/19	at Tennessee	2	1	1	-	-	-	-	-	-	-	-	-
10/26	Cleveland	inactive											
11/02	Atlanta	Traded to Pittsburgh 10/30											
11/09	at Tampa Bay												
11/13	NY Jets												
11/23	at Cincinnati												
12/01	NY Giants												
12/14	Buffalo												
12/21	at Baltimore												
12/28	at NY Jets												
01/04	Miami												
Regular Season Totals		**14**	**5**	**9**	**0.0**	**0.0**	**0**	**0**	**0**	**0**	**0**	**0**	**3**

D.J. JAMES

TT	UT	A	S	YDS	OH	INT	YDS	PD	FF	FR	SPT
1	1	0	-	-	-	-	-	-	-	-	-
Released 9/9/25											
1	**1**	**0**	**0.0**	**0.0**	**0**	**0**	**0**	**0**	**0**	**0**	**0**

CALEB MURPHY

TT	UT	A	S	YDS	QH	INT	YDS	PD	FF	FR	SPT
Claimed Waivers (LAC) 10/20											
0	0	0	-	-	-	-	-	-	-	-	-
0	0	0	-	-	-	-	-	-	-	-	-
0	0	0	-	-	-	-	-	-	-	-	-
0	0	0	-	-	-	-	-	-	-	-	2
0	0	0	-	-	-	-	-	-	-	-	-
Released 12/15											
0	**0**	**0**	**0.0**	**0.0**	**0**	**0**	**0**	**0**	**0**	**0**	**2**

KEION WHITE

DATE	OPPONENT	TT	UT	A	S	YDS	OH	INT	YDS	PD	FF	FR	SPT
09/07	Las Vegas	2	1	1	-	-	-	-	-	-	-	-	-
09/14	at Miami	Inactive											
09/21	Pittsburgh	1	0	1	-	-	-	-	-	-	-	-	-
09/28	Carolina	1	1	0	-	-	-	-	-	-	-	-	-
10/05	at Buffalo	1	0	1	-	-	-	-	-	-	-	-	-
10/12	at New Orleans	Inactive											
10/19	at Tennessee	1	0	1	-	-	-	-	-	-	-	-	-
10/26	Cleveland	inactive											
11/02	Atlanta	Traded to San Francisco 10/29											
11/09	at Tampa Bay												
11/13	NY Jets												
11/23	at Cincinnati												
12/01	NY Giants												
12/14	Buffalo												
12/21	at Baltimore												
12/28	at NY Jets												
01/04	Miami												
Regular Season Totals		**6**	**2**	**4**	**0.0**	**0.0**	**0**	**0**	**0**	**0**	**0**	**0**	**0**

2025 GAME-BY-GAME SPECIAL TEAMS STATISTICS

ADDITIONAL SPECIAL TEAMS TACKLES

DATE	OPPONENT	B. Schooler TT-UA-A	D. Harris TT-UA-A	T. Jennings TT-UA-A	J. Ashby TT-UA-A	R. Grant TT-UA-A
09/07	Las Vegas	0-0-0	practice squad	practice squad	0-0-0	
09/14	at Miami	1-0-1	practice squad	practice squad	0-0-0	
09/21	Pittsburgh	1-1-0	practice squad	practice squad	0-0-0	
09/28	Carolina	3-1-2	2-1-1	practice squad	0-0-0	
10/05	at Buffalo	0-0-0	practice squad	practice squad	0-0-0	
10/12	at New Orleans	3-2-1	practice squad	0-0-0	0-0-0	Signed to practice squad
10/19	at Tennessee	2-2-0	practice squad	0-0-0	0-0-0	practice squad
10/26	Cleveland	1-0-1	practice squad	1-1-0	0-0-0	1-1-0
11/02	Atlanta	0-0-0	practice squad	2-0-2	1-1-0	practice squad
11/09	at Tampa Bay	0-0-0	2-1-1	0-0-0	0-0-0	practice squad
11/13	NY Jets	1-1-0	Placed on IR 11/17	0-0-0	0-0-0	practice squad
11/23	at Cincinnati	0-0-0		0-0-0	0-0-0	practice squad
12/01	NY Giants	Inactive		0-0-0	0-0-0	practice squad
12/14	Buffalo	1-0-1		Placed on IR 12/13	0-0-0	practice squad
12/21	at Baltimore	1-1-0			1-1-0	practice squad
12/28	at NY Jets	0-0-0			0-0-0	practice squad
01/04	Miami	0-0-0			1-0-1	practice squad
Regular Season Totals		**14-8-6**	**4-2-2**	**3-1-2**	**3-2-1**	**1-1-0**

2025 KICKING TOTALS

		ANDY BORREGALES								
DATE	OPPONENT	XP	-	XPA	XP PCT.	FG	-	FGA	BLK	FG PCT.	PTS.
09/07	Las Vegas	1		1	100%	2		3	0	66.7%	7
09/14	at Miami	1		3	33%	2		2	0	100.0%	7
09/21	Pittsburgh	2		2	100%	0		0	0	---	2
09/28	Carolina	6		6	100%	0		0	0	---	6
10/05	at Buffalo	2		2	100%	3		3	0	100.0%	11
10/12	at New Orleans	2		2	100%	1		1	0	100.0%	5
10/19	at Tennessee	4		4	100%	1		1	0	100.0%	7
10/26	Cleveland	3		3	100%	3		3	0	100.0%	12
11/02	Atlanta	3		3	100%	1		1	0	100.0%	6
11/09	at Tampa Bay	4		4	100%	0		0	0	---	4
411/13	NY Jets	3		3	100%	2		3	0	66.7%	9
11/23	at Cincinnati	2		2	100%	4		4	0	100%	14
12/01	NY Giants	3		3	100%	4		5	0	80.0%	15
12/14	Buffalo	4		4	100%	1		1	0	100%	7
12/21	at Baltimore	2		2	100%	2		2	0	100.0%	8
12/28	at NY Jets	6		6	100%	0		1	0	0%	6
01/04	Miami	5		5	100%	1		2	1	50.0%	8
Regular Season Totals		**53**		**55**	**96.4%**	**27**		**32**	**1**	**84.4%**	**134**

2025 PUNTING TOTALS

		BRYCE BARINGER							
DATE	OPPONENT	NO.	YARDS	AVG.	NET	TB	IN20	LG	B
09/07	Las Vegas	6	244	40.7	38.5	0	2	59	0
09/14	at Miami	2	136	68.0	21.5	0	0	71	0
09/21	Pittsburgh	1	59	59.0	39.0	1	0	59	0
09/28	Carolina	4	205	51.3	46.5	0	2	59	0
10/05	at Buffalo	4	191	47.8	42.8	1	3	73	0
10/12	at New Orleans	3	144	48.0	41.0	0	1	66	0
10/19	at Tennessee	4	150	37.5	33.8	0	1	51	0
10/26	Cleveland	3	124	41.3	32.3	1	1	61	0
11/02	Atlanta	3	150	50.0	40.7	0	2	61	0
11/09	at Tampa Bay	5	248	49.6	43.2	1	1	59	0
11/13	NY Jets	3	153	51.0	45.0	0	2	56	0
11/23	at Cincinnati	2	98	49.0	42.0	0	1	53	0
12/01	NY Giants	2	54	27.0	27.0	0	1	32	0
12/14	Buffalo	3	163	54.3	50.3	0	1	62	0
12/21	at Baltimore	1	49	49.0	38.0	0	0	49	0
12/28	at NY Jets	2	93	46.5	46.5	0	0	49	0
01/04	Miami	3	155	51.7	51.0	0	3	56	0
Regular Season Totals		**51**	**2416**	**47.4**	**39.0**	**4**	**21**	**73**	**0**

2025 GAME-BY-GAME SPECIAL TEAMS STATISTICS

KICK RETURNS

		Efton Chism III					Antonio Gibson					Kyle Williams				
DATE	OPPONENT	NO	YDS	AVG	LG	TD	NO	YDS	AVG	LG	TD	NO	YDS	AVG	LG	TD
09/07	Las Vegas		inactive				2	68	34.0	41	0	-	-	-	-	-
09/14	at Miami		inactive				6	171	28.5	90t	1	-	-	-	-	-
09/21	Pittsburgh		inactive				1	26	26.0	26	0	-	-	-	-	-
09/28	Carolina		inactive				1	28	28.0	28	0	-	-	-	-	-
10/05	at Buffalo		inactive				2	49	24.5	25	0	-	-	-	-	-
10/12	at New Orleans	5	129	25.8	28	0		Placed on IR 10/10				-	-	-	-	-
10/19	at Tennessee	2	40	20.0	24	0						-	-	-	-	-
10/26	Cleveland		inactive									-	-	-	-	-
11/02	Atlanta	3	79	26.3	31	0						-	-	-	-	-
11/09	at Tampa Bay	2	45	22.5	28	0						-	-	-	-	-
11/13	NY Jets	3	68	22.7	24	0						-	-	-	-	-
11/23	at Cincinnati		inactive									3	86	28.7	36	0
12/01	NY Giants	1	22	22.0	22	0						1	18	18.0	18	0
12/14	Buffalo		inactive									4	97	24.3	26	0
12/21	at Baltimore		inactive									3	89	29.7	36	0
12/28	at NY Jets	-	-	-	-	-						-	-	-	-	-
01/04	Miami	-	-	-	-	-						-	-	-	-	-
Regular Season Totals		**16**	**383**	**23.9**	**28**	**0**	**12**	**342**	**28.5**	**90t**	**1**	**11**	**290**	**26.4**	**36**	**0**

		TreVeyon Henderson					D'Ernest Johnson					Terrell Jennings				
DATE	OPPONENT	NO	YDS	AVG	LG	TD	NO	YDS	AVG	LG	TD	NO	YDS	AVG	LG	TD
09/07	Las Vegas	2	43	21.5	23	0						-	-	-	-	-
09/14	at Miami	-	-	-	-	-						-	-	-	-	-
09/21	Pittsburgh	3	68	22.7	23	0						-	-	-	-	-
09/28	Carolina	1	20	20.0	20	0						-	-	-	-	-
10/05	at Buffalo	1	23	23.0	23	0						-	-	-	-	-
10/12	at New Orleans	-	-	-	-	-						-	-	-	-	-
10/19	at Tennessee	-	-	-	-	-						-	-	-	-	-
10/26	Cleveland	2	55	27.5	28	0		Signed to PS 10/29				-	-	-	-	-
11/02	Atlanta	-	-	-	-	-	-	-	-	-	-	-	-	-	-	-
11/09	at Tampa Bay	-	-	-	-	-	-	-	-	-	-	-	-	-	-	-
11/13	NY Jets	-	-	-	-	-	-	-	-	-	-	-	-	-	-	-
11/23	at Cincinnati	-	-	-	-	-		practice squad				1	20	20.0	20	0
12/01	NY Giants	-	-	-	-	-		practice squad				1	39	39.0	39	0
12/14	Buffalo	-	-	-	-	-	-	-	-	-	-		Placed on IR 12/13			
12/21	at Baltimore	-	-	-	-	-	-	-	-	-	-					
12/28	at NY Jets	-	-	-	-	-	3	77	25.7	32	0					
01/04	Miami	-	-	-	-	-	2	51	25.5	29	0					-
Regular Season Totals		**9**	**209**	**23.2**	**28**	**0**	**5**	**128**	**25.6**	**39**	**0**	**2**	**59**	**29.5**	**39**	**0**

2025 GAME-BY-GAME SPECIAL TEAMS STATISTICS

PUNT RETURNS

		Marcus Jones						Efton Chism III					
DATE	OPPONENT	NO	FC	YDS	AVG	LG	TD	NO	FC	YDS	AVG	LG	TD
09/07	Las Vegas	2	0	16	8.0	9	0				Inactive		
09/14	at Miami	1	0	8	8.0	8	0				Inactive		
09/21	Pittsburgh	1	2	11	11.0	11	0				Inactive		
09/28	Carolina	3	0	167	55.7	87t	1				Inactive		
10/05	at Buffalo	1	0	0	0.0	0	0				Inactive		
10/12	at New Orleans	1	0	6	6.0	6	0	-	-	-	-	-	-
10/19	at Tennessee	0	1	0	0.0	0	0	-	-	-	-	-	-
10/26	Cleveland	1	3	8	8.0	8	0				Inactive		
11/02	Atlanta	2	2	15	7.5	13	0	-	-	-	-	-	-
11/09	at Tampa Bay	3	2	3	1.0	2	0	-	-	-	-	-	-
11/13	NY Jets	0	4	0	0.0	0	0	-	-	-	-	-	-
11/23	at Cincinnati	1	1	0	0.0	0	0				Inactive		
12/01	NY Giants	3	1	124	41.3	94t	1	-	-	-	-	-	-
12/14	Buffalo	2	0	5	2.5	3	0				Inactive		
12/21	at Baltimore	-	-	-	-	-	-				Inactive		
12/28	at NY Jets	0	2	0	0.0	0	0	-	-	-	-	-	-
01/04	Miami	-	-	-	-	-	-	0	2	0	0.0	0	0
Regular Season Totals		**21**	**18**	**363**	**17.3**	**94t**	**2**	**0**	**2**	**0**	**0.0**	**0**	**0**

2025 HONORS AND AWARDS

K ANDY BORREGALES
- PFWA All-Rookie Team
- AFC Special Teams Player of the Week (Week 12)

LB K'LAVON CHAISSON
- AFC Defensive Player of the Week (Week 7)

WR STEFON DIGGS
- Pro Bowl

RB ANTONIO GIBSON
- AFC Special Teams Player of the Week (Week 2)

CB CHRISTIAN GONZALEZ
- Pro Bowl

RB TREVEYON HENDERSON
- PFWA All-Rookie Team
- NFL Offensive Rookie of the Month (November)

CB MARCUS JONES
- The Sporting News All-Pro (punt returner)
- AP All-Pro Second Team (punt returner)
- AFC Defensive Player of the Month (October)
- AFC Special Teams Player of the Week (Week 4)

QB DRAKE MAYE
- AP All-Pro Second Team
- Bert Bell Award Winner
- PFWA Most Improved Player
- Pro Bowl
- AFC Offensive Player of the Week (Week 13)

OFFENSIVE COORDINATOR JOSH McDANIELS
- AP NFL Assistant Coach of the Year

RB RHAMONDRE STEVENSON
- AFC Offensive Player of the Week (Week 18)

HEAD COACH MIKE VRABEL
- AP NFL Coach of the Year
- PFWA NFL Coach of the Year
- The Sporting News Coach of the Year

PATRIOTS PARTICIPATION

		Regular Season																					
Player	**POS**	**GP**	**GS**	**DNP**	**INA**	**LVR**	**at MIA**	**PIT**	**CAR**	**at BUF**	**at NO**	**at TEN**	**CLE**	**ATL**	**at TB**	**NYJ**	**at CIN**	**NYG**	**BUF**	**at BLT**	**at NYJ**	**MIA**
Ashby, Julian	LS	17	0	0	0	sub	sub	sub	sub	sub	sub	sub	sub	sub	sub	sub	sub	sub	sub	sub	sub	sub
Austin, Alex	CB	12	2	0	0	CB	sub	CB	sub	sub	sub	sub	sub	sub	sub	sub	sub	placed on IR				
Ballentine, Corey	DB	1	0	0	0	sub	ps	ps	released 9/23													
Baringer, Bryce	P	17	0	0	0	sub	sub	sub	sub	sub	sub	sub	sub	sub	sub	sub	sub	sub	sub	sub	sub	sub
Barmore, Christian	DT	17	16	0	0	DT	DT	DT	DT	DT	DT	DT	sub	DT	DT	DT	DT	DT	DT	DT	DT	DT
Battle, Miles	CB	5	0	0	0	ps	ps	ps	ps	ps	ps	sub	ps	ps	ps	ps	ps	sub	sub	sub	sub	12/29
Borregales, Andy	K	17	0	0	0	sub	sub	sub	sub	sub	sub	sub	sub	sub	sub	sub	sub	sub	sub	sub	sub	sub
Boutte, Kayshon	WR	14	10	0	3	WR	sub	sub	WR	WR	WR	WR	sub	WR	x	x	WR	WR	WR	WR	x	sub
Bradbury, Garrett	C	17	17	0	0	C	C	C	C	C	C	C	C	C	C	C	C	C	C	C	C	C
Brown, Ben	C	17	4	0	0	sub	sub	sub	LG	sub	sub	sub	sub	sub	sub	sub	sub	LG	sub	sub	LG	LG
Bryant, Marcus	T	12	0	0	5	sub	sub	sub	sub	sub	sub	sub	sub	sub	sub	sub	sub	x	x	x	x	x
Campbell, Will	T	13	13	0	0	LT	LT	LT	LT	LT	LT	LT	LT	LT	LT	LT	LT	placed on IR				LT
Chaisson, K'Lavon	OLB	16	10	0	1	OLB	OLB	OLB	OLB	x	OLB	sub	OLB	sub	sub	OLB	OLB	OLB	sub	sub	OLB	sub
Chism III, Efton	WR	8	0	0	9	x	x	x	x	x	sub	sub	x	sub	sub	sub	x	sub	x	x	sub	WR
Davis III, Carlton	CB	17	17	0	0	CB	CB	CB	CB	CB	CB	CB	CB	CB	CB	CB	CB	CB	CB	CB	CB	CB
DeVito, Tommy	QB	0	0	0	17	3qb	3qb	3qb	3qb	3qb	3qb	3qb	3qb	3qb	3qb	3qb	3qb	3qb	3qb	3qb	3qb	3qb
Diggs, Stefon	WR	17	17	0	0	WR	WR	WR	WR	WR	WR	WR	WR	WR	WR	WR	WR	WR	WR	WR	WR	WR
Dippre, C.J.	TE	2	0	0	4	ps	ps	ps	ps	ps	ps	ps	ps	ps	ps	ps	x	x	x	x	sub	sub
Dobbs, Joshua	QB	4	0	13	0	dnp	dnp	dnp	sub	dnp	dnp	sub	dnp	dnp	dnp	dnp	dnp	dnp	dnp	dnp	sub	sub
Douglas, DeMario	WR	17	0	0	0	sub	sub	sub	sub	sub	sub	sub	sub	sub	sub	sub	sub	sub	sub	sub	sub	sub
Dugger, Kyle	S	7	4	0	1	S	S	sub	sub	sub	S	S	x	traded (PIT) 10/29								
Durden, Cory	DT	17	4	0	0	sub	sub	sub	sub	sub	sub	sub	sub	sub	sub	sub	sub	DT	sub	DT	DT	DT
Elliss, Christian	LB	15	13	0	2	LB	LB	LB	LB	LB	LB	sub	LB	sub	x	x	LB	LB	LB	LB	LB	LB
Farmer, Joshua	DT	13	3	0	2	sub	sub	sub	sub	sub	sub	sub	DT	sub	sub	x	x	sub	DT	DT	on IR	
Gibbens, Jack	LB	17	8	0	0	sub	sub	sub	sub	sub	sub	LB	LB	LB	LB	sub	sub	sub	LB	LB	LB	LB
Gibson, Antonio	RB	5	0	0	0	sub	sub	sub	sub	sub	Placed on IR 10/10											
Gonzalez, Christian	CB	14	14	0	3	x	x	x	CB	CB	CB	CB	CB	CB	CB	CB	CB	CB	CB	CB	CB	CB
Grant, Richie	S	1	0	0	0	Signed to PS on 10/15							ps	sub	ps	ps	ps	ps	ps	ps	ps	ps
Gregory, Eric	DT	6	0	0	11	x	x	x	x	x	x	x	x	x	sub	sub	sub	x	sub	sub	sub	
Harris, Darius	LB	3	0	0	0	ps	ps	ps	sub	ps	ps	ps	ps	ps	sub	sub	placed on ps IR					
Hawkins, Jaylinn	S	15	15	0	2	S	S	S	S	S	x	x	S	S	S	S	S	S	S	S	S	S
Henderson, TreVeyon	RB	17	4	0	0	sub	sub	sub	sub	sub	sub	sub	sub	RB	RB	RB	RB	sub	sub	sub	sub	sub
Henry, Hunter	TE	17	17	0	0	TE	TE	TE	TE	TE	TE	TE	TE	TE	TE	TE	TE	TE	TE	TE	TE	TE
Hollins, Mack	WR	15	13	0	0	WR	WR	WR	sub	WR	sub	WR	WR	WR	WR	WR	WR	WR	WR	WR	on IR	
Hooper, Austin	TE	16	6	0	1	sub	TE	TE	TE	sub	TE	sub	TE	sub	TE	x	sub	sub	sub	sub	sub	sub
Jaimes, Brenden	OL	4	0	0	0	ps	ps	ps	sub	ps	ps	ps	ps	ps	ps	ps	ps	sub	ps	ps	sub	sub
James, D.J.	CB	1	0	0	0	sub	released 9/9															
Jennings, Anfernee	LB	14	3	0	3	x	sub	sub	sub	sub	x	x	sub	sub	sub	sub	sub	sub	LB	sub	LB	LB
Jennings, Terrell	RB	7	0	1	0	ps	ps	ps	ps	ps	sub	sub	sub	sub	sub	dnp	sub	sub	placed on IR 12/13			
Johnson, D'Ernest	RB	7	0	0	0	signed to ps 10/29								sub	sub	sub	ps	ps	sub	sub	sub	sub
Jones, Marcus	CB	17	8	0	0	sub	CB	CB	CB	CB	CB	sub	sub	sub	sub	sub	CB	CB	sub	sub	CB	sub
Jones, Truman	DE	1	0	0	0	ps	ps	ps	ps	ps	sub	ps	ps	ps	ps	ps	ps	ps	ps	ps	ps	ps
Landry III, Harold	LB	15	14	0	2	LB	LB	LB	LB	LB	LB	LB	LB	LB	LB	LB	LB	LB	sub	LB	x	x
Lowe, Vederian	T	17	4	0	0	sub	sub	sub	sub	sub	sub	sub	sub	sub	sub	sub	sub	LT	LT	LT	LT	sub
Mapu, Marte	LB	17	0	0	0	sub	sub	sub	sub	sub	sub	sub	sub	sub	sub	sub	sub	sub	sub	sub	sub	sub
Maye, Drake	QB	17	17	0	0	QB	QB	QB	QB	QB	QB	QB	QB	QB	QB	QB	QB	QB	QB	QB	QB	QB
Minor, Kobee	CB	4	0	0	0	ps	sub	sub	ps	ps	ps	ps	ps	ps	ps	ps	ps	ps	ps	ps	sub	sub
Moses, Morgan	T	17	17	0	0	RT	RT	RT	RT	RT	RT	RT	RT	RT	RT	RT	RT	RT	RT	RT	RT	RT
Muma, Chad	LB	3	0	0	0	signed 12/16															sub	sub
Munford, Thayer	T	5	2	0	0	ps	ps	ps	signed by CLE 9/24									sub	sub	sub	JF	JF
Murphy, Caleb	LB	5	0	0	2	claimed off waivers (LAC) 10/20							x	x	sub	sub	sub	sub	sub	released 12/15		
Onwenu, Mike	OL	17	17	0	0	RG	RG	RG	RG	RG	RG	RG	RG	RG	RG	RG	RG	RG	RG	RG	RG	RG
Pettus, Dell	S	17	0	0	0	sub	sub	sub	sub	sub	sub	sub	sub	sub	sub	sub	sub	sub	sub	sub	sub	sub
Pharms, Jeremiah	DT	3	0	0	0	ps	ps	ps	ps	ps	ps	ps	ps	ps	ps	ps	ps	sub	ps	ps	sub	
Ponder, Elijah	LB	15	0	0	2	sub	sub	x	x	sub	sub	sub	sub	sub	sub	sub	sub	sub	sub	sub	sub	sub
Robinson, Mark	LB	3	0	0	0	sub	sub	sub	signed by NYJ 9/23													
Saunders, John	S	0	0	1	2	signed 10/28								x	x	dnp	ps	ps	ps	ps	ps	ps
Schooler, Brenden	S	16	0	0	1	sub	sub	sub	sub	sub	sub	sub	sub	sub	sub	sub	sub	x	sub	sub	sub	sub
Spillane, Robert	LB	13	13	1	3	LB	LB	LB	LB	LB	LB	LB	LB	LB	LB	LB	LB	LB	dnp	x	x	x
Stevenson, Rhamondre	RB	14	13	0	3	RB	RB	RB	RB	RB	RB	RB	RB	x	x	x	sub	RB	RB	RB	RB	RB
Swinson, Bradyn	LB	3	0	1	2	ps	ps	ps	ps	ps	ps	ps	ps	ps	ps	ps	ps	x	x	dnp	sub	sub
Tavai, Jahlani	LB	12	7	0	1	IR	IR	IR	IR	sub	sub	LB	sub	LB	LB	LB	x	sub	LB	LB	sub	LB
Taylor III, Leonard	DT	3	0	0	0	signed 10/16							ps	ps	ps	ps	ps	ps	ps	ps	sub	sub
Tonga, Khyiris	DL	14	8	0	3	sub	sub	sub	sub	sub	sub	DT	DT	DT	DT	DT	DT	x	DT	DT	x	x
Wallace, Caedan	T	4	0	0	13	x	x	x	x	x	x	x	x	x	x	x	x	sub	sub	sub	sub	x
Westover, Jack	FB	17	2	0	0	sub	sub	sub	sub	sub	sub	sub	sub	sub	sub	TE	sub	sub	sub	sub	FB	sub
White, Keion	DE	5	1	0	3	sub	x	sub	sub	DE	x	sub	x	traded (SF) 10/29								
Williams, Kyle	WR	17	0	0	0	sub	sub	sub	sub	sub	sub	sub	sub	sub	sub	sub	sub	sub	sub	sub	sub	sub
Williams, Milton	DT	12	12	0	0	DT	DT	DT	DT	DT	DT	DT	DT	DT	DT	DT	placed on IR 11/15					DT
Wilson, Jared	OL	13	13	0	4	LG	LG	LG	x	LG	LG	LG	LG	LG	LG	LG	LG	x	LG	LG	x	x
Woods, Charles	CB	15	0	0	2	x	sub	sub	sub	sub	sub	x	sub	sub	sub	sub	sub	sub	sub	sub	sub	sub
Woodson, Craig	S	17	15	0	0	S	S	S	S	S	S	S	sub	S	S	S	S	S	S	sub	S	S
Totals		799	373	17	107																	

x - inactive / CAPS - starters / sub - played / dnp - did not play / ps - Practice Squad / JF - Jumbo Formation

KEY:

Not on active roster

2025 SEASON

2025 GAME-BY-GAME STARTERS

NEW ENGLAND PATRIOTS 2025 STATS PACK
GAME-BY-GAME STARTERS

2025 OFFENSIVE STARTERS BY GAME

Date	Opponent	WR	LT	LG	C	RG	RT	TE	WR/TE	WR	QB	RB
09/07	Las Vegas	Boutte	Campbell	Wilson	Bradbury	Onwenu	Moses	Henry	Hollins	Diggs	Maye	Stevenson
09/14	at Miami	Hollins	Campbell	Wilson	Bradbury	Onwenu	Moses	Henry	Hooper (TE)	Diggs	Maye	Stevenson
09/21	Pittsburgh	Hollins	Campbell	Wilson	Bradbury	Onwenu	Moses	Henry	Hooper (TE)	Diggs	Maye	Stevenson
09/28	Carolina	Boutte	Campbell	Brown	Bradbury	Onwenu	Moses	Henry	Hooper (TE)	Diggs	Maye	Stevenson
10/05	at Buffalo	Boutte	Campbell	Wilson	Bradbury	Onwenu	Moses	Henry	Hollins	Diggs	Maye	Stevenson
10/12	at New Orleans	Boutte	Campbell	Wilson	Bradbury	Onwenu	Moses	Henry	Hooper (TE)	Diggs	Maye	Stevenson
10/19	at Tennessee	Boutte	Campbell	Wilson	Bradbury	Onwenu	Moses	Henry	Hollins	Diggs	Maye	Stevenson
10/26	Cleveland	Hollins	Campbell	Wilson	Bradbury	Onwenu	Moses	Henry	Hooper (TE)	Diggs	Maye	Stevenson
11/02	Atlanta	Boutte	Campbell	Wilson	Bradbury	Onwenu	Moses	Henry	Hollins	Diggs	Maye	Henderson
11/09	at Tampa Bay	Hollins	Campbell	Wilson	Bradbury	Onwenu	Moses	Henry	Hooper (TE)	Diggs	Maye	Henderson
11/13	NY Jets	Hollins	Campbell	Wilson	Bradbury	Onwenu	Moses	Henry	Westover (TE)	Diggs	Maye	Henderson
11/23	at Cincinnati	Hollins	Campbell	Wilson	Bradbury	Onwenu	Moses	Henry	Boutte	Diggs	Maye	Henderson
12/01	NY Giants	Hollins	Lowe	Brown	Bradbury	Onwenu	Moses	Henry	Boutte	Diggs	Maye	Stevenson
12/14	Buffalo	Hollins	Lowe	Wilson	Bradbury	Onwenu	Moses	Henry	Boutte	Diggs	Maye	Stevenson
12/21	at Baltimore	Hollins	Lowe	Wilson	Bradbury	Onwenu	Moses	Henry	Boutte	Diggs	Maye	Stevenson
12/28	at NY Jets	Munford (JT)	Lowe	Brown	Bradbury	Onwenu	Moses	Henry	Westover (FB)	Diggs	Maye	Stevenson
01/04	Miami	Munford (JT)	Campbell	Brown	Bradbury	Onwenu	Moses	Henry	Chism	Diggs	Maye	Stevenson

2025 DEFENSIVE STARTERS BY GAME

Date	Opponent	DL	DL	LB	LB	LB	LB	DB	CB	CB	S	S
09/07	Las Vegas	Williams	Barmore	Chaisson	Spillane	Elliss	Landry	Dugger	Davis	Austin	Woodson	Hawkins
09/14	at Miami	Williams	Barmore	Chaisson	Spillane	Elliss	Landry	Dugger	Davis	M. Jones	Woodson	Hawkins
09/21	Pittsburgh	Williams	Barmore	Chaisson	Spillane	Elliss	Landry	M. Jones	Davis	Austin	Woodson	Hawkins
09/28	Carolina	Williams	Barmore	Chaisson	Spillane	Elliss	Landry	M. Jones	Davis	Gonzalez	Woodson	Hawkins
10/05	at Buffalo	Williams	Barmore	White	Spillane	Elliss	Landry	M. Jones	Davis	Gonzalez	Woodson	Hawkins
10/12	at New Orleans	Williams	Barmore	Chaisson	Spillane	Elliss	Landry	M. Jones	Davis	Gonzalez	Woodson	Dugger
10/19	at Tennessee	Williams	Barmore	Tonga (DL)	Spillane	Gibbens	Landry	Tavai (LB)	Davis	Gonzalez	Woodson	Dugger
10/26	Cleveland	Williams	Farmer	Tonga (DL)	Spillane	Gibbens	Landry	Chaisson (LB)	Davis	Gonzalez	Ellis (LB)	Hawkins
11/02	Atlanta	Williams	Barmore	Tonga (DL)	Spillane	Gibbens	Landry	Tavai (LB)	Davis	Gonzalez	Woodson	Hawkins
11/09	at Tampa Bay	Williams	Barmore	Tonga (DL)	Spillane	Gibbens	Landry	Tavai (LB)	Davis	Gonzalez	Woodson	Hawkins
11/13	NY Jets	Williams	Barmore	Tonga (DL)	Spillane	Chaisson	Landry	Tavai (LB)	Davis	Gonzalez	Woodson	Hawkins
11/23	at Cincinnati	Tonga	Barmore	Chaisson	Spillane	Elliss	Landry	M. Jones	Davis	Gonzalez	Woodson	Hawkins
12/01	NY Giants	Durden	Barmore	Chaisson	Spillane	Elliss	Landry	M. Jones	Davis	Gonzalez	Woodson	Hawkins
12/14	Buffalo	Tonga	Barmore	Farmer (DT)	Tavai	Elliss	Jennings	Gibbens (LB)	Davis	Gonzalez	Woodson	Hawkins
12/21	at Baltimore	Durden	Barmore	Farmer (DT)	Tavai	Elliss	Landry	Gibbens (LB)	Davis	Gonzalez	Tonga (DT)	Hawkins
12/28	at NY Jets	Durden	Barmore	Chaisson	Gibbens	Elliss	Jennings	M. Jones	Davis	Gonzalez	Woodson	Hawkins
01/04	Miami	Williams	Barmore	Durden (DT)	Gibbens	Elliss	Jennings	Tavai (LB)	Davis	Gonzalez	Woodson	Hawkins

2025 GAME-BY-GAME INACTIVES

Date	Opponent							
09/07	Las Vegas	DeVito	Gonzalez	Gregory	Wallace	Chism	Woods	Jennings
09/14	at Miami	DeVito	Gonzalez	Gregory	Wallace	Chism	White	
09/21	Pittsburgh	DeVito	Gonzalez	Gregory	Wallace	Chism	Ponder	
09/28	Carolina	DeVito	Wilson	Gregory	Wallace	Chism	Ponder	
10/05	at Buffalo	DeVito	Chaisson	Gregory	Wallace	Chism		
10/12	at New Orleans	DeVito	Hawkins	Gregory	Wallace	Jennings	White	
10/19	at Tennessee	DeVito	Hawkins	Gregory	Wallace	Jennings	Woods	
10/26	Cleveland	DeVito	Dugger	Gregory	Wallace	Murphy	White	Chism
11/02	Atlanta	DeVito	Saunders	Gregory	Wallace	Murphy	Stevenson	
11/09	at Tampa Bay	DeVito	Saunders	Gregory	Wallace	Elliss	Stevenson	Boutte
11/13	NY Jets	DeVito	Hooper	Farmer	Wallace	Elliss	Stevenson	Boutte
11/23	at Cincinnati	DeVito	Tavai	Farmer	Wallace	Chism	Dippre	
12/01	NY Giants	DeVito	Swinson	Schooler	Bryant	Wilson	Dippre	Tonga
12/14	Buffalo	DeVito	Swinson	Gregory	Bryant	Chism	Dippre	
12/21	at Baltimore	DeVito	Spillane		Bryant	Chism	Dippre	
12/28	at NY Jets	DeVito	Spillane	Boutte	Bryant	Landry	Wilson	Tonga
01/04	Miami	DeVito	Spillane	Wallace	Bryant	Landry	Wilson	Tonga

2025 TRANSACTIONS

JANUARY 2025

1/6/2025	Harris, Marcus	Signed to a futures contract
1/6/2025	James, D.J.	Signed to a futures contract
1/6/2025	Jiles, John	Signed to a futures contract
1/6/2025	Jones, Caleb	Signed to a futures contract
1/6/2025	Parker, Andrew	Signed to a futures contract
1/6/2025	Perry, Mark	Signed to a futures contract
1/6/2025	Romo, Parker	Signed to a futures contract

FEBRUARY 2025

2/3/2025	Ricci, Giovanni	Signed to a futures contract
2/19/2025	Takitaki, Sione	Released

MARCH 2025

3/12/2025	Landry III, Harold	Signed
3/13/2025	Andrews, David	Released
3/13/2025	Godchaux, Davon	Traded to New Orleans
3/13/2025	Davis III, Carlton	Signed
3/13/2025	Moses, Morgan	Signed
3/13/2025	Spillane, Robert	Signed
3/13/2025	Williams, Milton	Signed
3/13/2025	Hawkins, Jaylinn	Re-signed
3/14/2025	Epps, Marcus	Signed
3/14/2025	Hollins, Mack	Signed
3/14/2025	Hooper, Austin	Re-signed
3/14/2025	Tonga, Khyiris	Signed
3/17/2025	Chaisson, K'Lavon	Signed
3/17/2025	Schweitzer, Wes	Signed
3/18/2025	Dobbs, Joshua	Signed
3/19/2025	Bradbury, Garrett	Signed
3/19/2025	Gibbens, Jack	Signed
3/21/2025	Jacobs, Curtis	Released
3/21/2025	Jones, Caleb	Released
3/21/2025	Parker, Andrew	Released
3/21/2025	Smith, Lecitus	Released
3/25/2005	Elliss, Christian	Re-signed
3/28/2025	Diggs, Stefon	Signed
3/28/2025	Bentley, Ja'Whaun	Released

APRIL 2025

4/3/2025	Milton III, Joe	Traded to Dallas
4/24/2025	Campbell, Will	Drafted
4/25/2025	Henderson, TreVeyon	Drafted
4/25/2025	Williams, Kyle	Drafted
4/25/2025	Wilson, Jared	Drafted
4/26/2025	Woodson, Craig	Drafted
4/26/2025	Farmer, Joshua	Drafted
4/26/2025	Swinson, Bradyn	Drafted
4/26/2025	Borregales, Andy	Drafted
4/26/2025	Bryant, Marcus	Drafted
4/26/2025	Ashby, Julian	Drafted
4/26/2025	Minor, Kobee	Drafted
4/28/2025	Andrews, Jake	Released
4/28/2025	Harris, Marcus	Released
4/28/2025	Jackson, JaQuae	Released
4/28/2025	Leo, Titus	Released
4/28/2025	Perry, Mark	Released
4/28/2025	Ricci, Giovanni	Released
4/29/2025	Cardona, Joe	Released

MAY 2025

5/9/2025	Birdow, Cole	Signed
5/9/2025	Blankumsee, Demeer	Signed
5/9/2025	Chism III, Efton	Signed
5/9/2025	Conley, Jack	Signed
5/9/2025	Crossley, Brandon	Signed
5/9/2025	Dippre, C.J.	Signed
5/9/2025	Lampe, Brock	Signed
5/9/2025	Larison, Lan	Signed
5/9/2025	Minkins, Josh	Signed
5/9/2025	Polk, Jordan	Signed
5/9/2025	Ponder, Elijah	Signed
5/9/2025	Riley, Cam	Signed
5/9/2025	Ritzie, Jahvaree	Signed
5/9/2025	Scott Jr., Gee	Signed
5/9/2025	Webb, Jeremiah	Signed
5/9/2025	Wooldridge, Ben	Signed
5/9/2025	Williams, Kyle	Signed/Draft Choice
5/9/2025	Wilson, Jared	Signed/Draft Choice
5/9/2025	Farmer, Joshua	Signed/Draft Choice
5/9/2025	Swinson, Bradyn	Signed/Draft Choice
5/9/2025	Borregales, Andy	Signed/Draft Choice
5/9/2025	Bryant, Marcus	Signed/Draft Choice
5/9/2025	Ashby, Julian	Signed/Draft Choice
5/9/2025	Minor, Kobee	Signed/Draft Choice
5/12/2025	Butler, Mehki	Signed
5/12/2025	Iton, Isaiah	Signed
5/12/2025	Pene, Wilfried	Signed
5/12/2025	Birdow, Cole	Released
5/14/2025	Williams, Trayveon	Signed
5/14/2025	Johnson II, Eric	Released

JUNE 2025

6/3/2025	Campbell, Will	Signed/Draft Choice
6/10/2025	Schweitzer, Wes	Reserve/Retired
6/20/2025	Woodson, Craig	Signed/Draft Choice
6/24/2025	Durant, Yasir	Signed
6/26/2025	Pene, Wilfried	Released

JULY 2025

7/19/2025	Henderson, TreVeyon	Signed/Draft Choice
7/20/2025	Olajiga, David	Signed
7/29/2025	Moten, R.J.	Signed
7/29/2025	Lampe, Brock	Placed on Reserve/Injured
7/30/2025	Davis, Tyler	Signed
7/30/2025	Fotheringham, Cole	Signed
7/30/2025	Lindstrom, Alec	Signed
7/30/2025	Durant, Yasir	Waived-Injured
7/30/2025	Blankumsee, Demeer	Released
7/30/2025	Williams, Trayveon	Released
7/31/2025	Durant, Yasir	Placed on Reserve/Injured

AUGUST 2025

8/5/2025	Ganious, Bryce	Signed
8/5/2025	Hasty, JaMycal	Signed
8/5/2025	Dial Jr., Marcellas	Placed on Reserve/Injured
8/5/2025	Roy, Jaquelin	Placed on Reserve/Injured
8/5/2025	Davis, Tyler	Released
8/5/2025	Avery, Tre	Claimed off Waivers (SF)
8/10/2025	Prince, Deneric	Signed
8/10/2025	Robinson, Jereme	Signed
8/10/2025	Larison, Lan	Placed on Reserve/Injured
8/10/2025	Minkins, Josh	Released
8/11/2025	Peko, Kyle	Signed
8/11/2025	Ganious, Bryce	Released
8/12/2025	Watts, Shane	Signed
8/12/2025	Prince, Deneric	Released
8/18/2025	Lutz, Phil	Signed
8/18/2025	Iton, Isaiah	Waived-Injured
8/19/2025	Iton, Isaiah	Placed on Reserve/Injured
8/19/2025	Bernard, Micah	Signed
8/19/2025	Blidi, Philip	Signed
8/19/2025	Avery, Tre	Released
8/19/2025	Robinson, Jereme	Released
8/22/2025	Bell, Jaheim	Released
8/22/2025	Bernard, Micah	Released
8/22/2025	Blidi, Philip	Released
8/22/2025	Bolden, Isaiah	Released
8/22/2025	Fotheringham, Cole	Released
8/22/2025	Lutz, Phil	Released
8/22/2025	Moten, R.J.	Released
8/22/2025	Peko, Kyle	Released
8/22/2025	Polk. Jordan	Released
8/22/2025	Rice, Monty	Released
8/22/2025	Robinson, Tyrese	Released
8/22/2025	Sow, Sidy	Released
8/22/2025	Watts, Shane	Released
8/22/2025	Wooldridge, Ben	Released
8/24/2025	Robinson, Layden	Waived-Injured
8/26/2025	Polk, Ja'Lynn	Placed on Reserve/Injured
8/26/2025	Tavai, Jahlani	Placed on Reserve/Injured
8/26/2025	Battle. Myles	Released
8/26/2025	Butler, Mehki	Released
8/26/2025	Conley, Jack	Released
8/26/2025	Crossley, Brandon	Released
8/26/2025	Dippre, C.J.	Released
8/26/2025	Epps, Marcus	Released
8/26/2025	Hasty, JaMycal	Released
8/26/2025	Jacobs, Demontrey	Released
8/26/2025	Jennings, Terrell	Released
8/26/2025	Jiles, John	Released
8/26/2025	Jones, Truman	Released
8/26/2025	Lindstrom, Alec	Released
8/26/2025	Minor, Kobee	Released
8/26/2025	Olajiga, David	Released
8/26/2025	Riley, Cam	Released

2025 TRANSACTIONS (CONT'D)

8/26/2025	Ritzie, Jahvaree	Released
8/26/2025	Romo, Parker	Released
8/26/2025	Scott Jr., Gee	Released
8/26/2025	Strange, Cole	Released
8/26/2025	Swinson, Bradyn	Released
8/26/2025	Webb, Jeremiah	Released
8/27/2025	Robinson, Layden	Placed on Reserve/Injured
8/27/2025	Baker, Javon	Released
8/27/2025	Bourne, Kendrick	Released
8/27/2025	DeVito, Tommy	Claimed off Waivers (NYG)
8/27/2025	Woods, Charles	Claimed off Waivers (LAR)
8/27/2025	Battle. Myles	Signed to the practice squad
8/27/2005	Butler, Mehki	Signed to the practice squad
8/27/2025	Conley, Jack	Signed to the practice squad
8/27/2025	Crossley, Brandon	Signed to the practice squad
8/27/2025	Dippre, C.J.	Signed to the practice squad
8/27/2025	Jiles, John	Signed to the practice squad
8/27/2025	Jennings, Terrell	Signed to the practice squad
8/27/2025	Jones, Truman	Signed to the practice squad
8/27/2025	Lindstrom, Alec	Signed to the practice squad
8/27/2025	Minor, Kobee	Signed to the practice squad
8/27/2025	Olajiga, David	Signed to the practice squad
8/27/2025	Riley, Cam	Signed to the practice squad
8/27/2025	Ritzie, Jahvaree	Signed to the practice squad
8/27/2025	Scott Jr., Gee	Signed to the practice squad
8/27/2025	Swinson, Bradyn	Signed to the practice squad
8/27/2025	Webb, Jeremiah	Signed to the practice squad
8/28/2025	Crossley, Brandon	Released from the practice squad
8/28/2025	Riley, Cam	Released from the practice squad
8/28/2025	Scott Jr., Gee	Released from the practice squad
8/28/2025	Ballentine, Corey	Signed to the practice squad
8/28/2025	Durden, Cory	Signed to the practice squad
8/28/2025	Lovett, Fabien	Signed to the practice squad
8/28/2025	Robinson, Mark	Signed to the practice squad
8/29/2025	Peppers, Jabrill	Released
8/29/2025	Conley, Jack	Released from the practice squad
8/29/2025	Munford Jr., Thayer	Signed to the practrice squad
8/29/2025	Gregory, Eric	Claimed off Waivers (CIN)

SEPTEMBER 2025

9/1/2025	Jaimes, Brenden	Signed to the practice squad
9/1/2025	Lindsstrom, Alec	Released from the practice squad
9/2/2025	Ritzie, Jahvaree	Released from the practice squad
9/3/2025	Harris, Darius	Signed to the practice squad
9/6/2025	Durden, Cory	Signed to the active roster
9/6/2025	Pharms Jr., Jeremiah	Released
9/6/2025	Ballentine, Corey	Elevated to the active roster
9/6/2025	Robinson, Mark	Elevated to the active roster
9/8/2025	Ballentine, Corey	Reverted back to the practice squad
9/8/2025	Robinson, Mark	Reverted back to the practice squad
9/9/2025	Pharms Jr., Jeremiah	Signed to the practice squad
9/9/2025	James, D.J.	Released
9/11/2025	Conley, Jack	Signed to the practice squad
9/11/2025	Butler, Mehki	Released
9/13/2025	Minor, Kobee	Elevated to the active roster
9/13/2025	Robinson, Mark	Elevated to the active roster
9/13/2025	Polk, Ja"Lynn	Traded to New Orleans
9/15/2025	Minor, Kobee	Reverted back to the practice squad
9/15/2025	Robinson, Mark	Reverted back to the practice squad
9/20/2025	Minor, Kobee	Elevated to the active roster
9/20/2025	Robinson, Mark	Elevated to the active roster
9/22/2025	Minor, Kobee	Reverted back to the practice squad
9/22/2025	Robinson, Mark	Reverted back to the practice squad
9/23/2025	Herring, Tyron	Signed to the practice squad
9/23/2025	Ballentine, Corey	Released from the practice squad
9/23/2025	Robinson, Mark	Signed by the N.Y. Jets
9/24/2025	Munford Jr., Thayer	Signed by Cleveland
9/24/2025	Newman, Royce	Signed to the practice squad
9/24/2025	Scott Jr., Gee	Signed to the practice squad
9/27/2025	Harris, Darius	Elevated to the active roster
9/27/2025	Jaimes, Brenden	Elevated to the active roster
9/29/2025	Harris, Darius	Reverted back to the practice squad
9/29/2025	Jaimes, Brenden	Reverted back to the practice squad
9/30/2025	Gutierrez, Sebastian	Signed to the practice squad
9/30/2025	Rupcich, Andrew	Signed to the practice squad
9/30/2025	Conley, Jack	Released from the practice squad
9/30/2025	Lovett, Fabien	Released from the practice squad

OCTOBER 2025

10/4/2025	Tavai, Jahlani	Activated to the 53-man roster
10/7/2025	Corbin, Jashaun	Signed to the practice squad
10/7/2025	Newman, Royce	Released from the practice squad
10/10/2025	Gibson, Antonio	Placed on Reserve/Injured
10/11/2025	Jennings, Terrell	Elevated to the active roster
10/11/2025	Jones, Truman	Elevated to the active roster
10/13/2025	Jennings, Terrell	Reverted back to the practice squad
10/13/2025	Jones, Truman	Reverted back to the practice squad
10/13/2025	Robinson, Layden	Released from Reserve/Injured
10/14/2015	Lang, Marshall	Signed to the practice squad
10/14/2025	Herring, Tyron	Released from the practice squad
10/14/2015	Scott Jr., Gee	Released from the practice squad
10/15/2025	Grant, Richie	Signed to the practice squad
10/16/2025	Odukoya, Thomas	Signed to the practice squad
10/16/2025	Taylor III, Leonard	Signed to the practice squad
10/16/2025	Lang, Marshall	Released from the practice squad
10/16/2025	Olajiga, David	Released from the practice squad
10/18/2025	Battle, Miles	Elevated to the active roster
10/18/2025	Jennings, Terrell	Elevated to the active roster
10/20/2025	Battle, Miles	Reverted back to the practice squad
10/20/2025	Jennings, Terrell	Reverted back to the practice squad
10/20/2025	Murphy, Caleb	Claimed off Waviers (LAC)
10/25/2025	Grant, Richie	Elevated to the active roster
10/25/2025	Jennings, Terrell	Elevated to the active roster
10/27/2025	Grant, Richie	Reverted back to the practice squad
10/27/2025	Jennings, Terrell	Reverted back to the practice squad
10/28/2025	Baker, Rushawn	Signed to the practice squad
10/28/2025	Ward, Jonathan	Signed to the practice squad
10/28/2025	Corbin, Jashaun	Placed on practice squad/IR
10/29/2025	White, Keion	Traded to San Francisco
10/29/2025	Jennings, Terrell	Signed from the practice squad
10/29/2025	Johnson, D'Ernest	Signed to the practice squad
10/30/2025	Dugger, Kyle	Traded to Pittsburgh
10/30/2025	Saunders Jr., John	Signed form the practice squad (Miami)

NOVEMBER 2025

11/1/2025	Johnson, D'Ernest	Elevated to the active roster
11/3/2025	Johnson, D'Ernest	Reverted back to the practice squad
11/4/2025	Rice, Brenden	Signed to the practice squad
11/4/2025	Ward, Jonathan	Released from the practice squad
11/8/2025	Harris, Darius	Elevated to the active roster
11/8/2025	Johnson, D'Ernest	Elevated to the active roster
11/10/2025	Harris, Darius	Reverted back to the practice squad
11/10/2025	Johnson, D'Ernest	Reverted back to the practice squad
11/11/2025	Ward, Jonathan	Signed to the practice squad
11/11/2025	Rice, Brenden	Released from the practice squad
11/13/2025	Harris, Darius	Elevated to the active roster
11/13/2025	Johnson, D'Ernest	Elevated to the active roster
11/14/2025	Harris, Darius	Reverted back to the practice squad
11/14/2025	Johnson, D'Ernest	Reverted back to the practice squad
11/15/2025	Williams, Milton	Placed on Reserve/Injured
11/15/2025	Swinson, Bradyn	Signed from the practice squad
11/17/2025	Dippre, C.J.	Signed from the practice squad
11/17/2025	Saunders Jr., John	Released
11/17/2025	Reese, Otis	Signed to the practice squad
11/17/2025	Harris, Darius	Placed on practice squad/IR
11/18/2025	Lovett Sr., Fabien	Signed to the practice squad
11/19/2025	Saunders Jr., John	Signed to the practice squad
11/22/2025	Pharms Jr., Jeremiah	Elevated to the active roster
11/24/2025	Pharms Jr., Jeremiah	Reverted back to the practice squad
11/25/2025	Austin, Alex	Placed on Reserve/Injured
11/25/2025	Munford Jr., Thayer	Signed
11/25/2025	Murray, Bill	Signed to the practice squad
11/25/2025	Ward, Jonathan	Released from the practice squad
11/26/2025	Campbell, Will	Placed on Reserve/Injured
11/26/2025	Battle, Miles	Signed from the practice squad
11/26/2025	Crossley, Brandon	Signed to the practice squad
11/28/2025	Reynolds, Craig	Signed to the practice squad
11/28/2025	Baker, Rushawn	Released from the practice squad

DECEMBER 2025

12/1/2025	Jaimes, Brenden	Elevated to the active roster
12/1/2025	Pharms Jr., Jeremiah	Elevated to the active roster
12/2/2025	Jaimes, Brenden	Reverted back to the PS
12/2/2025	Pharms Jr., Jeremiah	Reverted back to the PS
12/8/2025	Butler, Mehki	Signed to the practice squad
12/8/2025	Murray, Bill	Released from the practice squad
12/10/2025	Corbin, Jashaun	Activated to the practice squad
12/10/2025	Reynolds, Craig	Placed on practice squad/IR
12/13/2025	Johnson, D'Ernest	Signed from the practice squad
12/13/2025	Jennings, Terrell	Placed on Reserve/Injured
12/13/2025	Taylor III, Leonard	Elevated to the active roster
12/15/2025	Taylor III, Leonard	Reverted back to the practice squad
12/15/2025	Murphy, Caleb	Released
12/16/2025	Muma, Chad	Signed from PS (Indianapolis)
12/17/2025	Gainer, Amari	Signed to the practice squad
12/22/2025	Odukoya, Thomas	Placed on practice squad/IR
12/23/2025	Jaimes, Brenden	Signed from the practice squad
12/23/2025	Farmer, Joshua	Placed on Reserve/Injured
12/23/2025	Mitchell, Elijah	Signed to the practice squad
12/23/2025	Smith, Brandon	Signed to the practice squad

2025 TRANSACTIONS (CONT'D)

12/23/2025	Gutierrez, Sebastian	Released from the practice squad
12/27/2025	Hollins, Mack	Placed on Reserve/Injured
12/27/2025	Pharms Jr., Jeremiah	Signed from the practice squad
12/27/2025	Minor, Kobee	Elevated to the active roster
12/27/2025	Taylor III, Leonard	Elevated to the active roster
12/29/2025	Minor, Kobee	Reverted back to the practice squad
12/29/2025	Taylor III, Leonard	Reverted back to the practice squad
12/29/2025	Battle, Miles	Released
12/29/2025	Jaimes, Brenden	Released
12/30/2025	Lang, Marshall	Signed to the practice squad
12/30/2025	Corbin, Jashaun	Released from the practice squad

JANUARY 2026

1/1/2026	Minor, Kobee	Signed from the practice squad
1/1/2026	Battle, Miles	Signed to the practice squad
1/1/2026	Jaimes, Brenden	Signed to the practice squad
1/3/2026	Campbell, Will	Actiavted to the 53-man roster
1/3/2026	Williams, Milton	Activated to the 53-man roster
1/3/2026	Pharms Jr., Jeremiah	Released
1/3/2026	Jaimes, Brenden	Elevated to the active roster
1/3/2026	Taylor III, Leonard	Elevated to the active roster
1/4/2026	Jaimes, Brenden	Reverted back to the practice squad
1/4/2026	Taylor III, Leonard	Reverted back to the practice squad
1/6/2026	Pharms Jr., Jeremiah	Signed to the practice squad
1/6/2026	Crossley, Brandon	Released from the practice squad
1/8/2026	Gutierrez, Sebastian	Signed to the practice squad
1/8/2026	Battle, Miles	Released from the practice squad
1/10/2026	Taylor III, Leonard	Elevated to the active roster
1/10/2026	Webb, Jeremiah	Elevated to the active roster
1/12/2026	Taylor III, Leonard	Reverted back to the practice squad
1/12/2026	Webb, Jeremiah	Reverted back to the practice squad
1/12/2026	Johnson, D'Ernest	Released
1/12/2026	Gutierrez, Sebastian	Released from the practice squad
1/13/2026	Battle, Miles	Signed to the practice squad
1/13/2026	Johnson, D'Ernest	Signed to the practice squad
1/13/2026	Metz, Lorenz	Signed to the practice squad
1/13/2026	Sherfield Sr., Trent	Signed to the practice squad
1/14/2026	Mitchell, Elijah	Released from the practice squad
1/14/2026	Taylor, Darrell	Signed to the practice squad
1/17/2028	Austin, Alex	Activated to the 53-man roster
1/17/2028	Johnson, D'Ernest	Elevated to the active roster
1/17/2028	Taylor III, Leonard	Elevated to the active roster
1/19/2025	Johnson, D'Ernest	Reverted back to the practice squad
1/19/2025	Taylor III, Leonard	Reverted back to the practice squad
1/23/2026	Taylor, Darrell	Released from the practice squad
1/24/2026	Hollins, Mack	Activtaed to the 53-man roster
1/24/2026	Grgeory, Eric	Placed on Reserve/Injured
1/24/2026	Johnson, D'Ernest	Elevated to the active roster
1/24/2026	Taylor III, Leonard	Elevated to the active roster
1/26/2026	Johnson, D'Ernest	Reverted back to the practice squad
1/26/2026	Taylor III, Leonard	Reverted back to the practice squad
1/28/2026	Johnson, Patrick	Signed to the practice squad
1/28/2026	Sherfield Sr., Trent	Signed to the practice squad

FEBRUARY 2026

2/7/2026	Johnson, D'Ernest	Elevated to the active roster
2/7/2026	Taylor III, Leonard	Elevated to the active roster
2/9/2027	Johnson, D'Ernest	Reverted back to the practice squad
2/9/2027	Taylor III, Leonard	Reverted back to the practice squad

From Foxborough to your borough

CVS Health®

Official Partner of the New England Patriots

HISTORY

2026 Patriots Hall of Fame Inductee Rob Gronkowski

PATRIOTS **HALL OF FAME**

PRESENTED BY

THE PATRIOTS HALL OF FAME PRESENTED BY RTX

The Patriots Hall of Fame presented by RTX offers a cutting-edge, highly-interactive museum experience. It showcases New England Patriots history while providing a permanent home to the team's hall of fame. The facility features 20,000 square feet of exhibit space and utilizes the latest in design concepts and multimedia technology to bring the Patriots story to life. It's incredible Super Bowl Experience gallery has undergone renovations over the last three years and houses all six Vince Lombardi Super Bowl Championship Trophies as well as the stories and highlights behind those titles. The Hall of Fame's integrated STEM (science, technology, engineering and math) program touches more than 20,000 school field trip visitors annually while also honoring a Massachusetts STEM Teacher of the Year. The Hall of Fame opened in 2008 and is a unique sports hall of fame and interactive experience as well as a must-visit attraction for Patriots and football fans alike.

PATRIOTS HALL OF FAME

Player	*Pos.*	*Years*	*Enshrined*
Houston Antwine	DL	1961-71	2015
Bruce Armstrong	T	1987-2000	2001
Drew Bledsoe	QB	1993-2001	2011
Tom Brady	QB	2000-2019	2024
Troy Brown	WR	1993-2007	2012
Tedy Bruschi	LB	1996-2008	2013
Nick Buoniconti*	LB	1962-68	1992
Gino Cappelletti	WR/K	1960-70	1992
Raymond Clayborn	CB	1977-89	2017
Ben Coates	TE	1991-99	2008
Sam Cunningham	RB	1973-79, 81-82	2010
Bob Dee	DE	1960-67	1993
Julian Edelman	WR	2009-20	2025
Kevin Faulk	RB	1999-2011	2016
Leon Gray	T	1973-78	2019
Steve Grogan	QB	1975-90	1995
Rob Gronkowski	TE	2010-18	2026
John Hannah*	G	1973-85	1991
Rodney Harrison	S	2003-08	2019
Mike Haynes*	CB	1976-82	1994
Jim Lee Hunt	DT	1960-70	1993
Ty Law*	CB	1995-2004	2014
Matt Light	T	2001-11	2018
Willie McGinest	DE/LB	1994-2005	2015
Stanley Morgan	WR	1977-89	2007
Jon Morris	C	1964-74	2011
Jim Nance	FB	1965-71	2009
Steve Nelson	LB	1974-87	1993
Vito "Babe" Parilli	QB	1961-67	1993
Richard Seymour*	DL	2001-08	2020
Andre Tippett*	LB	1982-93	1999
Mike Vrabel	LB	2001-08	2023
Vince Wilfork	DL	2004-14	2022
Contributors		***Position***	***Enshrined***
Bill Parcells*		Head Coach	2025
William H. "Billy" Sullivan, Jr.		Founder	2009
Gil Santos		Broadcaster	2013
Tracy Sormanti		Cheerleader Director	2021
Dante Scarnecchia		Assistant Coach	2023

*-Also in Pro Football Hall of Fame

HISTORY OF THE PATRIOTS HALL OF FAME

The Patriots Hall of Fame was established in 1991 as a way to honor the greatest players in franchise history. A selection committee of media and staff was formed to select players for induction and appropriately, John Hannah was the first player enshrined. Eight additional players were inducted from 1992-95. Andre Tippett (1999) and Bruce Armstrong (2001) rounded out the Patriots Hall of Fame's first 11 members. In 2007, the Patriots introduced a new method of selecting players for the team's hall of fame in advance of the opening of The Patriots Hall of Fame presented by RTX. Moving forward, one player will be enshrined in the Patriots Hall of Fame each year, with a nomination committee determining three finalists each spring and fans voting for the final choice through Patriots.com each spring.

SENIOR SELECTION COMMITTEE

The Patriots formed a senior selection committee to ensure that early era players are not overlooked in the voting process. The committee consists of veteran media and staff members who gather to discuss candidates who have been retired for at least 25 years to identify the player most deserving of Patriots Hall of Fame recognition.

PATRIOTS **HALL OF FAME** BIOS

Career Patriots in Pro Football Hall of Fame: John Hannah, Andre Tippett
Other Patriots Hall of Fames in the Pro Football Hall of Fame: Nick Buoniconti, Mike Haynes, Ty Law, Bill Parcells, Richard Seymour
Patriots Hall of Fame Players: Houston Antwine, Bruce Armstrong, Drew Bledsoe, Tom Brady, Troy Brown, Tedy Bruschi, Gino Cappelletti, Raymond Clayborn, Ben Coates, Sam Cunningham, Bob Dee, Julian Edelman, Kevin Faulk, Leon Gray, Steve Grogan, Rob Gronkowski, Rodney Harrison, Jim Lee Hunt, Matt Light, Willie McGinest, Stanley Morgan, Jon Morris, Jim Nance, Steve Nelson, Babe Parilli, Mike Vrabel, Vince Wilfork.
Patriots Hall of Fame Contributors: Bill Parcells, Gil Santos, Dante Scarnecchia, Tracy Sormanti, William H. "Billy" Sullivan.

John Hannah • G • Alabama

Patriots Seasons (13): 1973-85 • Pro Bowls (9)
Pro Football Hall of Fame 1991 • Patriots Hall of Fame 1991

Hannah spent his entire 13-season career with the Patriots, from 1973 through the Super Bowl season of 1985 ... The first Patriots player to be inducted into the Pro Football Hall of Fame ... One of two Patriots voted to the NFL's 75th Anniversary Team ... Named to the Patriots 35th Anniversary Team in 1994 ... Named the Player of the Century on the Patriots Team of the Century in 2000 ... Played in 183 games, while missing only five games due to injury ... Selected to nine Pro Bowls (1976, 1978-85) ... Named All-Pro for 10 consecutive years (1976-85) ... Won the NFL Players Association's Offensive Lineman of the Year Award for four straight seasons (1978-81) ... Powered an offensive line that helped set an NFL record with 3,165 rushing yards in 1978 - a record that stood for 41 years until Baltimore broke it in 2019 ... Named to the Patriots All-Time Team in 2009.

Andre Tippett • LB • Iowa

Patriots Seasons (11): 1982-88, 90-93 • Pro Bowls (5)
Pro Football Hall of Fame 2008 • Patriots Hall of Fame 1999

Tippett spent his entire 12-year career with the Patriots ... Elected to the Pro Football Hall of Fame in 2008, joining John Hannah as the only two players to earn induction to the Hall of Fame after spending their entire career with the Patriots ... From 1984-85, Tippett recorded 35 sacks, a total that stands tied as the second-highest two-season sack total by a linebacker in NFL history ... He achieved his record sack totals despite playing his career as a strong-side linebacker (opposite the opposing tight end), a position from which few other players have excelled in the pass rush to the extent that Tippett did ... He was named to the NFL's 1980s All-Decade Team and was named the NFL's linebacker of the year by the NFL Players Association for three straight seasons from 1985-87 ... Finished his career as the only Patriots player to record 100 career sacks, a mark that stands as the franchise's all-time record ... Set the Patriots franchise single-season sack record with 18½ in 1984 ... Also holds the second and tied for third-highest totals with 16½ in 1985 and 12½ in 1987 ... Was a member of the 1985 AFC Champions ... Has worked in the Patriots front office since his 1994 retirement and currently serves as the team's executive director of community affairs ... Named to the Patriots All-Time Team in 2009.

TIPPETT'S PATRIOTS STATISTICS

Years	G	TT	UT	Sack	FF	FR
1982	9	28	10	0	0	1
1983	15	86	48	8.5	1	1
1984	16	118	48	18.5	1	0
1985	16	97	65	16.5	3	3
1986	11	63	39	9.5	2	1
1987	13	83	53	12.5	0	3
1988	12	50	31	7	0	0
1989		Injured Reserve				
1990	13	72	38	3.5	1	1
1991	16	65	41	8.5	2	3
1992	14	40	33	7	3	0
1993	16	76	50	8.5	1	4
Totals	**151**	**778**	**456**	**100**	**14**	**17**

PATRIOTS **HALL OF FAME** BIOS



Nick Buoniconti • LB • Notre Dame

Patriots Seasons (7): 1962-68 • AFL All-Star Games (5)

Pro Football Hall of Fame 2001 • Patriots Hall of Fame 1992

Buoniconti played for the Patriots from 1962 to 1968 before finishing his career with the Miami Dolphins ... In 2001, became the third Patriot to be named to the Pro Football Hall of Fame ... Appeared in five consecutive AFL All-Star games during his Patriots career (1963-67) ... Was a key contributor to the Patriots first championship game appearance in the 1963 AFL Championship ... The leading vote-getter on the 1966 AFL All-Star team ... Recorded 24 interceptions as a Patriot ... Went on to play for the undefeated 1972 Miami Dolphins as a part of the "No Name Defense" ... Named to the All-AFL 10 Year Anniversary Team in 1971 ... Named to the Patriots All-Time Team in 2009 ...Buoniconti passed away on July 30, 2019.

BUONICONTI'S PATRIOTS STATISTICS

Years	Games	Int	Yds	Avg	LG	TD	Sacks	Years	Games	Int	Yds	Avg	LG	TD	Sacks
1962	14	2	3	1.5	3	0	1.0	1966	14	4	43	10.8	41	0	0.0
1963	14	3	42	14.0	26	0	6.5	1967	13	4	7	1.8	7	0	1.0
1964	14	5	75	15.0	26	0	4.5	1968	8	3	22	7.3	14	0	3.0
1965	14	3	31	10.3	26	0	2.0	**Patriots Totals**	**91**	**24**	**223**	**9.3**	**41**	**0**	**18.0**

Mike Haynes • CB • Arizona State

Patriots Seasons (7): 1976-82 • Pro Bowls (6)

Pro Football Hall of Fame 1997 • Patriots Hall of Fame 1994

Haynes played for the Patriots from 1976 to 1982 before finishing his career with the Los Angeles Raiders from 1983-89 ... In 1997, he became the second Patriot to be elected to the Pro Football Hall of Fame ... Selected to the NFL's 75th Anniversary Team ... Named to the NFL's all-decade team for the 1980s ... Named to six Pro Bowls (1976-80 and 1982) with the Patriots and three more with the Raiders ... Voted to two All-Pro teams, six All-AFC teams and the All-Rookie team during his Patriots career ... Named to the Patriots 35th Anniversary Team in 1994 ... Named to the Patriots Team of the Century in 2000 ... His 28 interceptions in a Patriots uniform rank seventh in franchise history ... Became the first player in Patriots history to return a punt for a touchdown with an 89-yard return against Buffalo on Nov. 7, 1976 ... Named to the Patriots All-Time Team in 2009.

HAYNES' PATRIOTS STATISTICS

		INTERCEPTIONS					PUNT RETURNS				
Years	G	No	Yds	Avg	LG	TD	No	Yds	Avg	LG	TD
1976	14	8	90	11.3	28	0	45	608	13.5	89t	2
1977	14	5	54	10.8	22	0	24	200	8.3	46	0
1978	16	6	123	20.5	50	1	14	183	13.1	35	0
1979	16	3	66	22.0	33	0	5	16	3.2	5	0
1980	13	1	31	31.0	31	0	17	140	8.2	35	0
1981	8	1	3	3.0	3	0	66	12	2.0	6	0
1982	9	4	26	6.5	26	0	0	0	0.0	0	0
Patriots Totals	**90**	**28**	**393**	**14.0**	**50**	**1**	**111**	**1,159**	**10.4**	**89t**	**2**

PATRIOTS **HALL OF FAME** BIOS

Ty Law • CB • Michigan

Patriots Seasons (10): 1995-2004 • Pro Bowls (4)

Pro Football Hall of Fame 2019 • Patriots Hall of Fame 2014

Law spent 10 seasons with the Patriots (1995-2004) after joining the team as a first-round (23rd overall) draft pick out of Michigan in 1995 … Law was a three-time Super Bowl Champion (XXXVI, XXXVIII, XXXIX), a four-time Pro Bowl player (1998, 2001, 2002, 2003) and a two-time All-Pro (1998, 2003) during his tenure with the Patriots … Law tied Raymond Clayborn's career franchise-record with 36 interceptions and finished with the most interception-return yards in team history with 583 … His six interceptions returned for touchdowns are also a franchise best … Law had nine interceptions in 1998 to become the first Patriots player to lead the NFL in that category … He was a playmaker who played some of his best games in the postseason … He helped lead the Patriots to their first Super Bowl title in 2001 when he intercepted a Kurt Warner pass against the Rams and returned it 47 yards for a touchdown for the first points of the game … In the 2003 AFC Championship Game, Law intercepted three Peyton Manning passes while leading the Patriots to a 24-14 victory over the Indianapolis Colts … Law was part of a record-breaking Patriots defense in 2003 that led the NFL in five key categories: opponents points per game (14.9), interceptions (29), fewest touchdown receptions allowed (11), opponent's passer rating (56.2) and pass deflections (121) as the team captured its second Super Bowl title in a win over the Carolina Panthers … Law is a member of the NFL's all-decade team for the 2000s as well as the Patriots all-1990s and all-2000s decade teams. He was also selected to the Patriots 50th Anniversary Team.

LAW'S PATRIOTS STATISTICS

		INTERCEPTIONS							INTERCEPTIONS				
Years	*G*	*No*	*Yds*	*Avg*	*LG*	*TD*	*Years*	*G*	*No*	*Yds*	*Avg*	*LG*	*TD*
1995	14	3	47	15.7	38	0	2001	16	3	91	30.3	46t	2
1996	13	3	45	15.0	38t	1	2002	16	4	33	8.3	29	0
1997	16	3	70	23.3	40	0	2003	15	6	112	18.7	65t	1
1998	16	9	133	14.8	59t	1	2004	7	1	0	0.0	0	0
1999	13	2	20	10.0	27t	1	**Patriots Totals**	**140**	**36**	**583**	**16.2**	**65t**	**6**
2000	15	2	32	16.0	32	0							

PATRIOTS **HALL OF FAME** BIOS

Richard Seymour • DL • Georgia

Patriots Seasons (8): 2001-08 • Pro Bowls (5)
Pro Football Hall of Fame 2022 • Patriots Hall of Fame 2020

Seymour joined Troy Brown (2012), Tedy Bruschi (2013), Kevin Faulk (2016), Ty Law (2014), Matt Light (2018) and Willie McGinest (2015), as the seventh player to enter the Patriots Hall of Fame as a three-time Super Bowl champion with the team ... Seymour spent the first eight seasons of his 12-year NFL career with the Patriots and played an important role in delivering six division titles, four conference crowns and three Super Bowl championships to New England ... He was named to five straight Pro Bowls with the Patriots (2002-06) and earned three straight first-team All-Pro honors (2003-05) ... His five Pro Bowl berths are the most by any Patriots defensive lineman since the 1970 NFL merger ... Seymour was also a four-time team co-captain ... In 2009, he was voted to the Patriots 50th Anniversary Team and the 2000s All-Decade Team ... Seymour was a finalist for the Pro Football Hall of Fame for four straight seasons and was elected in 2022 ... Seymour was drafted by the Patriots sixth overall in the first round of the 2001 NFL Draft out of Georgia ... He immediately established himself as one of the team's premier players and helped the Patriots win their first Super Bowl during his rookie season ... During his time with the Patriots, he anchored a defense that allowed an average of 17.8 points per game and allowed fewer than 20 points per game in six of his eight seasons with New England ... Seymour also blocked seven field goals in his career ... Overall, Seymour started in 105-of-111 games, totaling 460 tackles, including 256 solos stops with 39 sacks ... Seymour was traded to Oakland in the summer of 2009, where he played the final four years of his career, producing two additional Pro Bowl seasons.

SEYMOUR'S PATRIOTS STATISTICS

Year	*G*	*TT*	*UT*	*Sack*	*FF*	*FR*	*Year*	*G*	*TT*	*UT*	*Sack*	*FF*	*FR*
2001	13	44	25	3.0	0	1	2006	16	51	25	4.0	0	1
2002	16	56	33	5.5	0	1	2007	9	30	16	1.5	0	0
2003	15	80	45	8.0	1	0	2008	15	63	34	8.0	0	1
2004	15	67	37	5.0	1	1	**Totals**	**111**	**460**	**256**	**39.0**	**3**	**6**
2005	12	69	41	4.0	1	1							



Houston Antwine • DL • Southern Illinois

Patriots Seasons (11): 1961-71 • AFL All-Star Games (6)
Patriots Hall of Fame 2015

Antwine played for the Patriots for 11 seasons, appearing in 142 games from 1961-71 ... He led the Patriots in sacks in three consecutive seasons from 1967-69 and his 39 career sacks are tied for 11th (with Richard Seymour) on the Patriots all-time career sacks list ... Antwine earned six consecutive American Football League (AFL) All-Star selections from 1963-68 ... His six all-star appearances are tied for the fifth highest total in franchise history ... He was acquired in a trade from the Houston Oilers in exchange for a fourth-round pick in the 1962 AFL Draft on April 1, 1961 ... He is a member of the Patriots 50th Anniversary Team and a member of the 1960s All-Decade Team ... Antwine passed away on Dec. 26, 2011 at the age of 72.

ANTWINE'S PATRIOTS STATISTICS

Years	*G*	*Sacks*	*Years*	*G*	*Sacks*	*Years*	*G*	*Sacks*
1961	14	0.0	1965	14	3.5	1969	14	5.0
1962	14	0.0	1966	14	1.5	1970	14	6.0
1963	14	4.0	1967	13	6.0	1971	3	0.0
1964	14	5.5	1968	14	7.5	**Totals**	**142**	**39.0**

PATRIOTS **HALL OF FAME** BIOS



Bruce Armstrong • T • Louisville

Patriots Seasons (14): 1987-2000 • Pro Bowls (6)
Patriots Hall of Fame 2001

Armstrong spent his entire 14-season career with the Patriots, from 1987 to 2000 … Started all 212 games he played in, the second-most in franchise history, behind Tom Brady … Appeared in six Pro Bowls during his Patriots career (1990-91, 1994-97) … One of only three Patriots players, along with Steve Grogan and Mosi Tatupu, to play in three decades with the Patriots (1980s, 1990s and 2000s) … Named to the Patriots 35th Anniversary Team in 1994 … Named to the Patriots Team of the Century in 2000 … Named to the Patriots All-Time Team in 2009.

Drew Bledsoe • QB • Washington State

Patriots Seasons (9): 1993-2001 • Pro Bowls (3)
Patriots Hall of Fame 2011

Bledsoe was the first overall pick in the 1993 NFL Draft and for the next eight years was considered the face of the Patriots franchise … During his nine-year Patriots career, he broke the Patriots career passing records for attempts (4,518), completions (2,544) and yards (29,657) … Bledsoe still holds the Patriots single-season passing records for attempts (691) … He still holds the NFL record for attempts (70) in a game against Minnesota in 1994 that sparked a seven-game win streak, propelling the Patriots to their first playoff berth in eight years … Bledsoe led the Patriots to the playoffs four times in his first six seasons, helping the team earn back-to-back division titles and three consecutive playoff berths for the first time in franchise history … In 1996, he guided the Patriots to their second AFC Championship in franchise history and a trip to Super Bowl XXXI … Bledsoe became the first quarterback in NFL history with four seasons of 600+ pass attempts, including three straight from 1994-96 with the Patriots.

BLEDSOE'S PATRIOTS STATISTICS

			PASSING										PASSING						
Years	*G*	*Att*	*Comp*	*Pct.*	*Yds*	*TD*	*Int*	*Rat.*	*Years*	*G*	*Att*	*Comp*	*Pct.*	*Yds*	*TD*	*Int*	*Rat.*
1993	13	429	214	49.9	2494	15	15	65.0	1998	14	481	263	54.7	3633	20	14	80.9
1994	16	691	400	57.9	4555	25	27	73.6	1999	16	539	305	56.6	3985	19	21	75.6
1995	15	636	323	50.8	3507	13	16	63.7	2000	16	531	312	58.8	3291	17	13	77.3
1996	16	623	373	59.9	4086	27	15	83.7	2001	2	66	40	60.6	400	2	2	75.3
1997	16	522	314	60.2	3706	28	15	87.7	**Totals**	**124**	**4518**	**2544**	**56.3**	**29657**	**166**	**138**	**75.9**

PATRIOTS **HALL OF FAME** BIOS

Tom Brady • QB • Michigan

Patriots Seasons (20): 2000-2019 • Pro Bowls (14)
Patriots Hall of Fame 2024

Brady's return to Foxborough began by ringing a bell atop Gillette Stadium's new Lighthouse prior to the 2023 season opener, and at halftime, a capacity crowd gave a ringing endorsement when Patriots Chairman and CEO Robert Kraft announced he was waiving the four-year wait period to induct Brady into the team's hall of fame ... Kraft also announced that for the first time, the team would host its Hall of Fame ceremony inside Gillette Stadium to accommodate as many fans as possible ... Patriots executives chose the 12th day of the sixth month as the date for the ceremony, as two of the numbers most often associated with Tom Brady's Patriots career; his six Super Bowl championships and his iconic uniform number, 12 ... Brady entered the NFL as the 199th overall selection in the 2000 NFL Draft ... Over the next two decades with the Patriots, he set nearly every imaginable franchise passing record and propelled the Patriots to six Super Bowl championships, nine AFC Conference crowns and 17 AFC East Division titles, which included 41 playoff games, 30 playoff wins and 219 regular season wins ... He also earned three NFL MVP Awards during his time in New England ... Brady finished his career as the most accomplished player in NFL history with 251 wins, 15 Pro Bowl berths, seven Super Bowl wins, 7,753 completions, 89,214 passing yards and 649 touchdowns.

HISTORY

BRADY'S PATRIOTS STATISTICS

		PASSING									PASSING							
Years	*G*	*Att*	*Comp*	*Pct.*	*Yds*	*TD*	*Int*	*Rat.*										
2000	1	3	1	33.3	6	0	0	42.4	2010	16	492	324	65.9	3900	36	4	111.0
2001	15	413	264	63.9	2843	18	12	86.5	2011	16	611	401	65.6	5235	39	12	105.6
2002	16	601	373	62.1	3764	28	14	85.7	2012	16	637	401	63.0	4827	34	8	98.7
2003	16	527	317	60.2	3620	23	12	85.9	2013	16	628	380	60.5	4343	25	11	87.3
2004	16	474	288	60.8	3629	28	14	92.9	2014	16	582	373	64.1	4109	33	9	97.4
2005	16	530	334	63.0	4110	26	14	92.3	2015	16	624	402	64.4	4770	36	7	102.2
2006	16	516	319	61.8	3529	24	12	87.9	2016	12	432	291	67.4	3554	28	2	112.2
2007	16	578	398	68.9	4806	50	8	117.2	2017	16	581	385	66.3	4577	32	8	102.8
2008	1	11	7	63.6	76	0	0	83.9	2018	16	570	375	65.5	4355	29	11	97.7
2009	16	565	371	65.7	4398	28	13	96.2	2019	16	613	373	60.8	4057	24	8	88.0
									Totals	**285**	**9988**	**6377**	**63.8**	**74571**	**541**	**179**	**97.0**

PATRIOTS **HALL OF FAME** BIOS



Troy Brown • WR • Marshall

Patriots Seasons (15): 1993-2007 • Pro Bowls (1)
Patriots Hall of Fame 2012

Brown spent his entire 15-season NFL career with the Patriots (1993-2007) after being drafted by the team in the eighth round (198th overall) of the 1993 NFL Draft out of Marshall ... Brown retired in 2008 as the Patriots all-time leading receiver with 557 career receptions ... He is the team's all-time leading punt returner with 252 career returns and 2,625 punt return yards ... He places fifth in the team's record book with 6,366 career receiving yards and is tied for second in franchise history with three punt returns for touchdowns ... Brown played in 192 games, placing him eighth on the franchise's all-time games played list, and his 15 seasons with the franchise ties Julius Adams for the fourth-longest tenure in a Patriots uniform behind Steve Grogan and Matthew Slater (16) and Tom Brady's franchise-record 20 seasons ... Brown was a five-time co-captain for the club (2002-06) and earned Pro Bowl honors in 2001 ... In 2004, he added defense to his resume as he saw significant action in the defensive backfield and finished second on the team with three interceptions ... Brown's significant contributions in all three phases of the game – offense, defense and special teams – made him one of the most versatile and beloved players in the history of the Patriots franchise ... Brown was a key contributor to each of the Patriots first three Super Bowl victories ... In 2001, Brown led the team with 18 postseason receptions as New England won its first world championship in Super Bowl XXXVI ... In the championship game against the St. Louis Rams, Brown led the team with six receptions and 89 yards, including a key 23-yard grab on the game-winning drive ... Two years later, he tied for the team lead with 17 playoff receptions as the Patriots won Super Bowl XXXVIII over Carolina.

BROWN'S PATRIOTS STATISTICS

RECEIVING																							
Year	G	Rec	Yds	Avg	Lg	TD	Years	G	Rec	Yds	Avg	Lg	TD	Years	G	Rec	Yds	Avg	Lg	TD			
1993	12	2	22	11.0	14	0	1998	10	23	346	15.0	52	1	2003	12	40	472	11.8	82t	4			
1994	9	0	0	0.0	0	0	1999	13	36	471	13.1	37	1	2004	12	17	184	10.8	22	1			
1995	16	14	159	10.9	31	0	2000	16	83	944	11.4	44t	4	2005	13	39	466	11.9	71	2			
1996	16	21	222	10.6	38	0	2001	16	101	1199	11.9	60t	5	2006	16	43	384	8.9	23	4			
1997	16	41	607	14.8	67	6	2002	14	97	890	9.2	38	3	2007	1	0	0	0.0	0	0			
														Totals	**192**	**557**	**6366**	**11.4**	**82t**	**31**			



Tedy Bruschi • LB • Arizona

Patriots Seasons (13): 1996-2008 • Pro Bowls (1)
Patriots Hall of Fame 2013

Bruschi closed his 13-year career as one of the most productive Patriots players in the team's history ... As a team captain, Bruschi's relentless work ethic and on-field intensity helped set the tone for the entire team ... Bruschi was originally drafted by the Patriots in the third round of the 1996 NFL Draft ... Bruschi left the football field having played a major role in leading the Patriots to 11 winning records, including nine playoff seasons, eight division championships, five conference titles and three Super Bowl crowns ... In Bruschi's 211 career games (including regular season and playoffs), the Patriots had a 144-67 (.682) record, including a 16-6 (.727) playoff mark ... Bruschi earned his first Pro Bowl honor following the 2004 season after co-captaining a Patriots defense that allowed just 16.25 points per game, the sixth-fewest in franchise history ... Bruschi is the only player in NFL history to return four consecutive interceptions for touchdowns and his career total of four picks returned for scores ranks second in Patriots history ... He is tied for seventh in NFL history among linebackers, and Bruschi is the only Patriots linebacker to return multiple interceptions for scores in a single season (2002 and 2003) ... Beyond his impressive numbers, fans and his peers revered him for his accomplishments off the field and for his dedication to the New England area ... After Bruschi suffered a stroke in February 2005, he dedicated himself to raising funds and awareness to fight stroke along with the American Stroke Association ... He established "Tedy's Team," a vehicle to help battle stroke, the number one cause of disability in the United States.

BRUSCHI'S PATRIOTS STATISTICS

Years	G	TT	UT	Sack	Int	Yds	Years	G	TT	UT	Sack	Int	Yds	Years	G	TT	UT	Sack	Int	Yds
1996	16	11	10	4.0	0	0	2001	15	73	54	2.0	2	7	2006	15	124	67	1.5	1	8
1997	16	30	25	4.0	0	0	2002	11	65	45	4.5	2	75	2007	16	99	69	2.0	0	0
1998	16	81	56	2.0	0	0	2003	16	137	86	2.0	3	26	2008	13	71	38	0.0	0	0
1999	14	138	77	2.0	1	1	2004	16	128	84	3.5	3	70	**Totals**	**189**	**1134**	**717**	**30.5**	**12**	**187**
2000	16	105	68	1.0	0	0	2005	9	72	38	2.0	0	0							

PATRIOTS **HALL OF FAME** BIOS

Gino Cappelletti • WR/K • Minnesota

Patriots Seasons (11): 1960-70 • NFL All-Star Games (5)
Patriots Hall of Fame 1992

Cappelletti spent his 11-year career with the Patriots, from 1960-70, as one of the original members of the squad ... A five-time AFL All-Star selection ... Selected as the AFL Most Valuable Player in 1964 ... One of only three players along with Jim Otto and George Blanda, to play in every game in the AFL's 10-year history ... Finished as the AFL's all-time leader in points (1,100) and field goals (170) ... Led the AFL in scoring five times ... Is the only player to score 20 or more points in eight regular season games ... He is the only player to score at least 33 percent of his team's points in eight straight seasons ... Holds the top two scoring seasons in AFL history with 155 points in 1964 and 147 points in 1961 ... Registered the fifth-highest scoring season in AFL annals with 132 points in 1965 ... Ranks third on the Patriots all-time scoring list with 1,130 points (42 TDs, 176 FGs and 342 PATs) ... Ranks third in Patriots history with 353 extra points attempted and 342 extra points made ... Enters 2026 in 12th place on the Patriots receiving list with 292 catches and 10th with 4,589 receiving yards ... Holds the Patriots single-game record for points with 28 on Dec. 18, 1965 vs. Houston ... Selected as a member of the All-AFL 10 Year Anniversary Team in 1971 ... Named to the Patriots All-Time Team in 2009.

CAPPELLETTI'S PATRIOTS STATISTICS

		RECEPTIONS					KICKING							RECEPTIONS					KICKING				
Year	*G*	*No*	*Yds*	*Avg*	*LG*	*TD*	*XP*	*XPA*	*FG*	*FGA*	*Pts*	*Year*	*G*	*No*	*Yds*	*Avg*	*LG*	*TD*	*XP*	*XPA*	*FG*	*FGA*	*Pts*
1960	14	1	28	28.0	28	0	30	32	8	22	60	1966	14	43	676	15.7	63t	6	35	36	16	32	119
1961	14	45	768	17.1	53	8	48	50	17	32	147	1967	14	35	397	11.3	35	3	29	30	16	31	95
1962	14	34	479	14.5	40	5	38	40	20	37	128	1968	14	13	182	14.0	30	2	26	26	15	27	83
1963	14	34	493	14.5	38	2	35	36	22	38	113	1969	14	1	21	21.0	21	0	26	27	14	34	68
1964	14	49	865	17.7	58t	7	36	36	25	39	155	1970	13	0	0	0.0	0	0	12	13	6	15	30
1965	14	37	680	18.4	57t	9	27	27	17	27	132	**Totals**	**153**	**292**	**4589**	**15.7**	**63t**	**42**	**342**	**353**	**176**	**334**	**1,130**



Raymond Clayborn • CB • Texas

Patriots Seasons (13): 1977-89 • Pro Bowls (3)
Patriots Hall of Fame 2017

Played for the Patriots for 13 seasons from 1977-89 ... Finished his career with a franchise-leading 36 interceptions, since tied by Ty Law in 2004 and still standing today, 37 years after finishing his Patriots career ... Entering the 2026 season, his 555 interception return yards are third in franchise history to Law's 583 return yards and Devin McCourty's 581 return yards ... As a rookie in 1977, his 31.0-yard kickoff return average and three touchdowns returns led the NFL, both of which remain single-season franchise records ... One of just 27 NFL players since the 1970 merger to finish a season with a better than 30.0-yard average on kickoff returns (min. 20 returns) and is the only Patriots player to accomplish the feat ... He was a key contributor en route to the franchise's first Super Bowl berth, intercepting Dan Marino once and recording six passes defensed to help end an 18-game losing streak to the Miami Dolphins in the Orange Bowl in the 1985 AFC Championship victory ... Named to the Patriots All-Decade Teams for 1970s and 1980s.

CLAYBORN'S PATRIOTS STATISTICS

	INTERCEPTIONS							INTERCEPTIONS					
Year	*G*	*No*	*Yds*	*Avg*	*LG*	*TD*	*Year*	*G*	*No*	*Yds*	*Avg*	*LG*	*TD*
1977	14	0	0	0.0	0	0	1984	16	3	102	34.0	85	0
1978	16	4	72	18.0	44	0	1985	16	6	80	13.3	38	1
1979	16	5	56	11.2	27	0	1986	16	3	4	1.3	4	0
1980	16	5	87	17.4	29	0	1987	10	2	24	12.0	24	0
1981	16	2	39	19.5	39	0	1988	16	4	65	16.3	31	0
1982	9	1	26	26.0	26	0	1989	14	1	0	0.0	0	0
1983	16	0	0	0.0	0	0	**Patriots Totals**	**191**	**36**	**555**	**15.4**	**85**	**1**

PATRIOTS **HALL OF FAME** BIOS



Ben Coates • TE • Livingstone College

Patriots Seasons (9): 1991-99 • Pro Bowls (5)
Patriots Hall of Fame 2008

Coates played in 142 games over nine seasons with the Patriots, starting 105 ... Enters 2026 sixth all-time in Patriots history in receptions (490), seventh in receiving yards (5,471) and tied for third in receiving touchdowns (50) ... Set the NFL's single-season reception record for a tight end in 1994 with 96 receptions (now tied for 18th) and retired with the franchise record for receptions by a tight end (490) ... Led the team in touchdown receptions for six consecutive seasons (1993-98) and led the team in receptions five times (1993-95, 1997-98) ... Ranks in the top 20 all time among NFL tight ends in touchdowns (t-17th) ... Named to the Patriots All-Time Team in 2009.

COATES' PATRIOTS STATISTICS

Year	G	Rec	Yds	Avg	Lg	TD	Year	G	Rec	Yds	Avg	Lg	TD	Year	G	Rec	Yds	Avg	Lg	TD
1991	16	10	95	9.5	17	1	1994	16	96	1174	12.2	62t	7	1997	16	66	737	11.2	35	8
1992	16	20	171	8.6	22t	3	1995	16	84	915	10.9	35	6	1998	14	67	668	10.0	33	6
1993	16	53	659	12.4	54t	8	1996	16	62	682	11.0	84t	9	1999	16	32	370	11.6	27	2
														Totals	**142**	**490**	**5471**	**11.2**	**84t**	**50**



Sam Cunningham • RB • Southern California

Patriots Seasons (9): 1973-79, 81-82 • Pro Bowls (1)
Patriots Hall of Fame 2010

Cunningham played for the Patriots for nine seasons, appearing in 107 games from 1973-79 and 81-82 ... Is the Patriots all-time rushing leader with 5,453 yards and his 43 rushing touchdowns are second in team history to Jim Nance ... Cunningham's 49 overall touchdowns are fifth in team history ... Played a significant role in helping the Patriots set the then NFL record for most rushing yards gained in a season with 3,165 yards in 1978 ... Joined the Patriots as a first-round draft pick in 1973 after an All-American career at USC ... Earned the nickname "Sam Bam" in college for his daring dives over goal-line pileups while leading USC to a national championship as a senior in 1972 ... Member of the Patriots 50th Anniversary Team and the 1970s All-Decade Team.

CUNNINGHAM'S PATRIOTS STATISTICS

Year	G	Rush	Yds	Avg	Lg	TD	Year	G	Rush	Yds	Avg	Lg	TD	Year	G	Rush	Yds	Avg	Lg	TD
1973	14	155	516	3.3	25	4	1977	14	270	1015	3.8	31t	4	1982	6	9	21	2.3	4	0
1974	10	166	811	4.9	75t	9	1978	16	199	768	3.9	52t	8	**Totals**	**107**	**1385**	**5453**	**3.9**	**75t**	**43**
1975	13	169	666	3.9	17	6	1979	12	159	563	3.5	27	5							
1976	11	172	824	4.8	24	3	1981	11	86	269	3.1	12	4							

PATRIOTS **HALL OF FAME** BIOS

Bob Dee • DE • Holy Cross

Patriots Seasons (8): 1960-67 • AFL All-Star Games (4)
Patriots Hall of Fame 1993

Dee played for the Patriots from 1960-67, never missing a game during his eight-year career and starting 112 consecutive games … Scored the first touchdown in AFL history when he dove onto a fumble in the end zone in a preseason contest versus Buffalo on July 30, 1960 … Voted to four AFL All-Star teams (1961, 1963-65) … Named to the All-AFL 10 Year Anniversary Team in 1971 … Recorded 27.5 sacks as a member of the Patriots.

DEE'S PATRIOTS STATISTICS

Year	*G*	*Sacks*	*Year*	*G*	*Sacks*	*Year*	*G*	*Sacks*
1960	14	2.5	1963	14	7.0	1966	14	2.5
1961	14	5.5	1964	14	3.5	1967	14	2.5
1962	14	4.0	1965	14	0.0	**Totals**	**112**	**27.5**

Julian Edelman • WR • Kent State

Patriots Seasons (12): 2009-20 • Pro Bowl (2014)
Patriots Hall of Fame 2025

Edelman spent his entire 12-year career with the Patriots after originally joining the team as a seventh-round draft pick in the 2009 NFL Draft out of Kent State … He is second in team history with 620 receptions, fourth with 6,822 receiving yards and ninth with 36 receiving touchdowns … He also had 58 rushing attempts for 413 yards, the most rushing attempts and rushing yards by a wide receiver in Patriots history … His 9,869 all-purpose yards are fourth in team history … Edelman sits third in NFL history with 118 postseason receptions, behind Travis Kelce (178) and Jerry Rice (151) …. He is one of 19 NFL players with at least 1,000 career postseason yards and his 1,442 postseason receiving yards are third all-time, behind Rice (2,245) and Kelce (2,078) … A member of three Super Bowl Championship teams, Edelman turned in key performances at crucial moments in all three Super Bowls wins … He was named Super Bowl LIII MVP after finishing with 10 receptions for 141 yards in the win vs. the Los Angeles Rams … Edelman finished with 5 receptions for 87 yards, including a miraculous 23-yard, diving, fingertip catch late in the fourth quarter of the win vs. Atlanta in Super Bowl LI … He also caught the game-winning, 3-yard touchdown pass with 2:06 left to play in the fourth quarter of the Super Bowl XLIX win vs. Seattle … A college quarterback who converted to wide receiver after entering the NFL, Edelman made his mark as a punt returner early in his career … Edelman totaled 177 punt returns for 1,986 yards and an 11.2-yard average, which is the 15th-highest in league annals (minimum 100 punt returns) … He holds the team record with 4 punt returns for a touchdown and set a franchise record with a 94-yard punt return for a touchdown vs. Miami on Jan. 2, 2011 … During the 2011 season, he was also called on to play defense and finished the season with 10 total tackles as a reserve in the secondary.

PATRIOTS **HALL OF FAME** BIOS

EDELMAN'S PATRIOTS STATISTICS

			RECEIVING					KICK RETURNS					PUNT RETURNS					
Year	*Team*	*G/S*	*NO*	*YDS*	*AVG*	*LG*	*TD*	*NO*	*YDS*	*AVG*	*LG*	*TD*	*NO*	*FC*	*YDS*	*AVG*	*LG*	*TD*
2009	Patriots	11/7	37	359	9.7	29	1	11	241	21.9	32	0	6	1	63	10.5	35	0
2010	Patriots	15/3	7	86	12.3	40	0	0	0	0.0	0	0	21	6	321	15.3	94t	1
2011	Patriots	13/0	4	34	8.5	11	0	12	284	23.7	37	0	28	7	296	10.6	72t	1
2012	Patriots	9/3	21	235	11.2	56t	3	3	38	12.7	32	0	17	1	263	15.5	68t	1
2013	Patriots	16/11	105	1056	10.1	44	6	0	0	0.0	0	0	35	23	374	10.7	43	0
2014	Patriots	14/13	92	972	10.6	69t	4	0	0	0.0	0	0	25	6	299	12.0	84t	1
2015	Patriots	9/9	61	692	11.3	59t	7	0	0	0.0	0	0	10	1	81	9.2	19	0
2016	Patriots	16/13	98	1106	11.3	77t	3	3	44	14.7	19	0	15	7	135	9.0	23	0
2017	Patriots							Injured Reserve										
2018	Patriots	12/12	74	850	11.5	34	6	0	0	0.0	0	0	20	11	154	7.7	25	0
2019	Patriots	16/13	100	1117	11.2	44	6	1	19	19.0	19	0	0	0	0	0.0	0	0
2020	Patriots	6/1	21	315	15.0	49	0	0	0	0.0	0	0	0	0	0	0.0	0	0
Totals – 12 Years		**137/85**	**620**	**6,822**	**11.0**	**77t**	**36**	**30**	**626**	**20.9**	**37**	**0**	**177**	**63**	**1,986**	**11.2**	**94t**	**4**

Kevin Faulk •RB • Louisiana State

Patriots Seasons (13): 1999-2011
Patriots Hall of Fame 2016

Faulk concluded his 13-year career with the Patriots as one of the most productive players in team history … He filled various roles after joining the team in 1999 as a second-round pick (46th overall) out of Louisiana State … He is the Patriots all-time leader in all-purpose yards (12,339) and kickoff return yards (4,088) and is the Patriots all-time leading return specialist, totaling 5,031 combined return yards (4,088 kick return yards and 943 punt return yards) … He ranks sixth in Patriots history in rushing yards (3,607), seventh in receptions (431), 13th in receiving yards (3,701) and ninth in punt return yards (943) … For his career, he played in 161 games and accumulated 3,607 yards rushing on 864 attempts for a 4.2-yard average with 16 touchdowns, caught 431 passes for 3,701 receiving yards and 15 touchdowns, returned 180 kicks for 4,088 yards and two touchdowns and returned 101 punts for 943 yards … Faulk is the Patriots all-time leader in receptions by a running back, totaling 431 in his career and is one of just 35 running backs in NFL history to reach the 400-reception plateau … In the 2000s decade, he was one of just six players to rush for more than 3,000 yards and gain over 3,000 yards receiving, joining Tiki Barber, Marshall Faulk, Michael Pittman, LaDainian Tomlinson and Brian Westbrook … Faulk helped the Patriots claim 11 winning seasons, including three Super Bowls titles and five AFC Championships during his 13-year career with New England … Faulk is a member of the Patriots all-decade and 50th Anniversary teams as a return specialist.

FAULK'S PATRIOTS STATISTICS

		RUSHING					RECEIVING					KICK RETURNS					PUNT RETURNS					
Year	*G*	*Att*	*Yds*	*Avg.*	*Lg*	*TD*	*No.*	*Yds*	*Avg.*	*Lg*	*TD*	*No.*	*Yds*	*Avg.*	*Lg*	*TD*	*No*	*Fc*	*Yds*	*Avg*	*Lg*	*TD*
1999	11	67	227	3.4	43	1	12	98	8.2	19	1	39	943	24.2	95	0	10	4	90	9.0	20	0
2000	16	164	570	3.5	18	4	51	465	9.1	52t	1	37	806	21.8	40	0	6	3	58	9.7	35	0
2001	15	41	169	4.1	24	1	30	189	6.3	28	2	33	662	20.1	42	0	4	0	27	6.8	10	0
2002	15	52	271	5.2	45t	2	37	379	10.2	36t	3	26	725	27.9	87t	2	8	4	65	8.1	16	0
2003	15	178	638	3.6	23	0	48	440	9.2	27	0	10	207	20.7	30	0	5	6	66	13.2	19	0
2004	11	54	255	4.7	20	2	26	248	9.5	31t	1	4	73	18.3	24	0	20	11	133	6.7	16	0
2005	8	51	145	2.8	13	0	29	260	9.0	23	0	4	81	20.3	26	0	0	0	0	0.0	0	0
2006	15	25	123	4.9	11t	1	43	356	8.3	43t	2	17	364	21.4	31	0	31	5	330	10.6	43	0
2007	16	62	265	4.3	14	0	47	383	8.1	23	1	2	47	23.5	27	0	0	9	0	0.0	0	0
2008	15	83	507	6.1	41	3	58	486	8.4	22	3	2	36	18.0	25	0	10	9	132	13.2	24	0
2009	15	62	335	5.4	29	2	37	301	8.1	38t	1	6	144	24.0	32	0	5	2	31	6.2	15	0
2010	2	8	45	5.6	11	0	6	62	10.3	21	0	0	0	0.0	0	0	0	1	0	0.0	0	0
2011	7	17	57	3.4	9	0	7	34	4.9	18	0	0	0	0.0	0	0	2	0	11	5.5	7	0
Totals:	**161**	**864**	**3607**	**4.2**	**45t**	**16**	**431**	**3,701**	**8.6**	**52t**	**15**	**180**	**4088**	**22.7**	**95**	**2**	**101**	**54**	**943**	**9.3**	**43**	**0**

PATRIOTS **HALL OF FAME** BIOS



Leon Gray • T • Jackson State

Patriots Seasons (6): 1973-78 • Pro Bowls (2)
Patriots Hall of Fame 2019

Gray was a third-round draft pick in 1973 by the Miami Dolphins as an offensive tackle out of Jackson State … He was cut by Miami before the start of the season and claimed off waivers by New England … By the 1976 season, he was viewed as arguably the best left tackle in the game … He was a key member of an offensive line that allowed a franchise-low 14 sacks in 1977 … Gray teamed with Patriots and Pro Football Hall of Famer John Hannah to form what is generally considered one of the best guard/tackle tandems in NFL history … At the end of the 1976 season, Gray was selected to play in the Pro Bowl – the first of two such honors as a Patriot and the first of four trips to the Pro Bowl during his 11-year NFL career … In 1976, Gray helped power a Patriots rushing game that averaged 210.6 yards per game (which remains a franchise record) and led the Patriots to their first 11-win season in franchise history… In 1978, Gray once again paved the way as the Patriots surpassed their season rushing record with 3,165 yards, an NFL record that stood for 41 seasons … Gray was named a first-team All-Pro by the Associated Press, Pro Football Weekly and the PFWA … He was also selected to the Pro Bowl for the second time … After six seasons with the Patriots, Gray finished his career with Houston (1979-81) and New Orleans (1982-83) … Sadly, Gray died in November of 2001 at the age of 49.



Steve Grogan • QB • Kansas State

Patriots Seasons (16): 1975-90
Patriots Hall of Fame 1995

Grogan spent 16 seasons with the Patriots from 1975-90, a franchise record until surpassed by Tom Brady, who spent 20 seasons in a Patriots uniform … Finished his career as the Patriots all-time career passing leader with 26,886 yards … Held a franchise record until 2007 with 182 career touchdown passes … Rushed for 2,164 yards (4.9 avg.) … His 35 rushing touchdowns rank fourth in team history … Tied for seventh in franchise history with 12 rushing scores in a season (1976) … Held a Patriots single-game record until 2007 with a 153.9 passer rating, achieved by completing 13-of-18 passes for 315 yards with five touchdowns and no interceptions vs. N.Y. Jets (9/9/79) … Named to the Patriots 35th Anniversary Team in 1994.

GROGAN'S PATRIOTS STATISTICS

		PASSING						RUSHING		
Years	***G***	***Att***	***Comp***	***Yds***	***TD***	***Int***	***Rat.***	***Att***	***Yds***	***TD***
1975	13	274	139	1976	11	18	60.4	30	110	3
1976	14	302	145	1903	18	20	60.4	60	397	12
1977	14	305	160	2162	17	21	65.2	61	324	1
1978	16	362	181	2824	15	23	63.6	81	539	5
1979	16	423	206	3286	28	20	77.4	64	368	2
1980	12	306	175	2475	18	22	73.1	30	112	1
1981	8	216	117	1859	7	16	63.0	12	49	2
1982	6	122	66	930	7	4	84.4	9	42	1

		PASSING						RUSHING		
Years	G	Att	Comp	Yds	TD	Int	Rat.	Att	Yds	TD
1983	12	303	168	2411	15	12	81.4	23	108	2
1984	3	68	32	444	3	6	46.4	7	12	0
1985	7	156	85	1311	7	5	84.1	20	29	2
1986	4	102	62	976	9	2	113.8	9	23	1
1987	7	161	93	1183	10	9	78.2	20	37	2
1988	6	140	67	834	4	13	37.6	6	12	1
1989	7	261	133	1,97	9	14	60.8	9	19	0
1990	4	92	50	615	4	3	76.1	4	-5	0
Totals	**149**	**3593**	**1879**	**26886**	**182**	**208**	**69.6**	**445**	**2,176**	**35**

PATRIOTS **HALL OF FAME** BIOS

Rob Gronkowski • TE • Arizona

Patriots Seasons (9): 2010-18 • Pro Bowls (5)
Patriots Hall of Fame 2026

Rob Gronkowski played for nine seasons (2010-18) with the Patriots after originally entering the NFL as a second-round draft pick (42nd overall) out of Arizona in the 2010 NFL Draft ... He was a part of nine AFC East Division Championship teams, eight conference final teams, five AFC Championship teams and three Super Bowl Championships with the Patriots ... He totaled 521 receptions for 7,861 yards and 79 touchdown receptions in the regular season and posted 81 receptions for 1,163 yards and 12 touchdowns in the postseason ... He ranks first in Patriots history with 80 total touchdowns (79 receiving and one rushing), and his 7,861 receiving yards are second in team history ... In 2011, he set an NFL single-season record with 17 touchdown receptions by a tight end and a then record of 1,327 receiving yards (now sixth in NFL history) ... He earned five Pro Bowl selections (2011, 2012, 2014, 2015 and 2017) and four Associated Press First-Team All-Pro honors (2011, 2014, 2015 and 2017) ... After retiring following the 2018 season, Gronkowski returned to the NFL and finished his career with the Tampa Bay Buccaneers, where he earned a fourth Super Bowl ring in 2020 ... He is a member of the Patriots All-Dynasty Team and 2010s All-Decade Team ... He became the first tight end in NFL history to post three seasons of 1,000 yards receiving and 10-plus touchdowns (2011, 2014 and 2015). In addition, he became the first tight end in NFL history with three straight 10-plus touchdown seasons (2010-12) ... Gronkowski's 1,389 postseason receiving yards are fourth in NFL history and his 15 postseason receiving touchdowns are third in NFL history ... His 32 100-yard receiving games are the second among all tight ends ... He finished his career ranked sixth among all tight ends with 9,286 receiving yards and third with 92 touchdown receptions.

GRONKOWSKI'S PATRIOTS STATISTICS

Year	G	Rec	Yds	Avg	Lg	TD	Year	G	Rec	Yds	Avg	Lg	TD	Year	G	Rec	Yds	Avg	Lg	TD
2010	16	42	546	13.0	28	10	2013	7	39	592	15.2	50	4	2016	8	25	540	21.6	53t	3
2011	16	90	1,327	14.7	52t	17	2014	15	82	1,124	13.7	46t	12	2017	14	69	1,084	15.7	53t	8
2012	11	55	790	14.4	41	11	2015	15	72	1,176	16.3	76t	11	2018	13	47	682	14.5	42	3
														Totals	**115**	**521**	**7,861**	**15.1**	**76t**	**79**

PATRIOTS **HALL OF FAME** BIOS

Rodney Harrison • S • Western Illinois

Patriots Seasons (6): 2003-08 • Pro Bowls (2)
Patriots Hall of Fame 2019

Harrison played the final six seasons of his 15-year NFL career with the Patriots after spending his first nine seasons with the San Diego Chargers ... He played a key role in helping the Patriots to back-to-back Super Bowl titles in his first two seasons with New England in 2003 and 2004 ... Harrison came up big on the biggest stage, with seven interceptions in nine postseason games with the Patriots, including two in Super Bowl XXXIX ... His seven postseason interceptions are tied for the third-most in NFL postseason history, and his four picks in the 2004 playoffs are tied for the third-most in a single postseason ... Harrison had a knack for coming up with interceptions at crucial times. In the 2004 regular season and playoffs, five of his six interceptions came inside the opponent's 20-yard line with four of those picks coming inside the 4-yard line and two of them coming in the end zone ... His only 2004 interception that did not come inside the 20-yard line was a fourth-quarter interception in Super Bowl XXXIX that ended Philadelphia's last drive to clinch the championship ... In his first two seasons in New England, Harrison was not only the Patriots leading tackler each year, but he also led all NFL defensive backs in tackles both seasons ... He set a career-high with 140 tackles in 2003, followed by a 138-tackle performance in 2004 ... Additionally, he was the leading tackler in the 2003 and 2004 postseasons, while also recording two sacks, six interceptions, seven passes defensed and two forced fumbles in the six games leading to New England's back-to-back Super Bowl championships ... He is the all-time leader in sacks by a defensive back with 30½, including nine during his time with the Patriots ... He is the only defensive back in NFL history with 30 sacks and 30 interceptions, with eight of those picks coming during his Patriots career ... Harrison was voted a team captain in each of his six seasons with the Patriots.

HARRISON'S PATRIOTS STATISTICS

Year	*G*	*TT*	*UT*	*Sack*	*Int*	*Yds*	*Year*	*G*	*TT*	*UT*	*Sack*	*Int*	*Yds*
2003	16	124	92	3.0	3	0	2006	10	49	34	1.0	1	2
2004	16	129	89	3.0	2	12	2007	12	66	52	2.0	1	2
2005	3	13	9	0.0	0	0	2008	6	45	27	0.0	1	0
							Totals	**63**	**426**	**303**	**9.0**	**8**	**16**



Jim Lee Hunt • DT • Prairie View

Patriots Seasons (11): 1960-70 • AFL All-Star Games (4)
Patriots Hall of Fame 1993

Hunt played from 1960-70 as an original member of the Patriots squad ... Played in 146 games during his 11-season Patriots career ... Voted to four AFL All-Star games (1961, 1966-67 and 1969) ... Voted the "best pass rushing tackle" by AFL scouts in 1967 ... Selected as a member of the All-AFL 10 Year Anniversary Team in 1971 ... Named to the Patriots 35th Anniversary Team in 1994 ... Named to the Patriots Team of the Century in 2000.

HUNT'S PATRIOTS STATISTICS

Year	*G*	*Sacks*	*Year*	*G*	*Sacks*	*Year*	*G*	*Sacks*	*Year*	*G*	*Sacks*
1960	6	0.0	1963	14	0.0	1966	14	9.0	1969	14	3.5
1961	14	3.0	1964	14	2.5	1967	14	5.0	1970	14	2.5
1962	14	0.0	1965	14	3.0	1968	14	1.5	**Totals**	**146**	**29.0**

PATRIOTS **HALL OF FAME** BIOS

Matt Light • T • Purdue

Patriots Seasons (11): 2001-11 • Pro Bowls (3)
Patriots Hall of Fame 2018

Light joined Troy Brown (2012), Tedy Bruschi (2013) and Kevin Faulk (2016) as the fourth player to enter The Hall as a career Patriot with three Super Bowl rings ... Light spent his entire 11-year career with the Patriots and played a major role in leading the Patriots to 11 consecutive winning seasons, including nine division championships, five conference titles and three Super Bowl titles ... Light was drafted in the second round (48th overall) of the 2001 NFL Draft out of Purdue and anchored the offensive line at left tackle while protecting Tom Brady's blind side for more than a decade ... He joined Brady (10), Cornelius Bennett, John Elway and Charles Haley as the only other players to start in at least five Super Bowls (Patrick Chung, Joe Thuney, Chris Jones, Travis Kelce, Patrick Mahomes Devin McCourty and Rob Gronkowski have since also joined that group) ... In 2009, Light was recognized as one of the best players in franchise history when he was named to the Patriots 50th Anniversary Team ... He is also a member of the 2000s All-Decade Team... Light earned Pro Bowl honors following the 2006, 2007 and 2010 seasons ... He helped the Patriots offense finish ranked among the top 10 seven times.

Willie McGinest • DE/LB • Southern California

Patriots Seasons (12): 1994-2005 • Pro Bowls (2)
Patriots Hall of Fame 2015

McGinest was the Patriots first-round draft pick in 1994 out of Southern California and was the first draft pick selected under the ownership of Robert Kraft ... Played 12 of his 15 NFL seasons with the Patriots and was one of the cornerstones of the team's success in winning the Super Bowl in the 2001, 2003 and 2004 seasons ... Ranks third in team history with 78 sacks and led the team in sacks six times, including a career high 11 in 1995 ... Owns the NFL record with 16 career postseason sacks and set the NFL mark for most sacks in a postseason game with 4½ in a 2005 Wild Card win vs. Jacksonville ... One of his most memorable plays came in a 2003 regular season game when he stuffed Indianapolis running back Edgerrin James on the goal line with 11 seconds remaining to preserve a 38-34 win over the Colts ... Was a versatile player, who played defensive end and linebacker and earned Pro Bowl honors in 1996 and 2003 ... The Patriots posted a winning record in nine of his 12 seasons, won the division six times, the AFC four times and the Super Bowl three times.

MCGINEST'S PATRIOTS STATISTICS

Year	*G*	*Sacks*	*Year*	*G*	*Sacks*	*Year*	*G*	*Sacks*
1994	16	4.5	1998	9	3.5	2002	16	5.5
1995	16	11.0	1999	16	9.0	2003	14	5.5
1996	16	9.5	2000	14	6.0	2004	16	9.5
1997	11	2.0	2001	11	6.0	2005	16	6.0
						Totals	**171**	**78.0**

PATRIOTS **HALL OF FAME** BIOS



Stanley Morgan • WR • Tennessee

Patriots Seasons (13): 1977-89 • Pro Bowls (4)
Patriots Hall of Fame 2007

Morgan played for the Patriots for 13 seasons from 1977-89 ... Entering the 2026 NFL season, his career average of 19.2 yards per catch is the best in NFL history among players with 500 or more career receptions ... Of the 36 wide receivers in the Pro Football Hall of Fame, only two have a higher yards-per-catch average (Paul Warfield, 20.8 and Bob Hayes, 20.0) ... Entering the 2026 season, he is second all-time in Patriots career touchdowns (68 total - 67 receiving, 1 punt ret.), the all-time leader in receiving yards (10,352) and in 100-yard receiving games (38) ... His total of 534 receptions with the Patriots stood as a franchise record from 1984 to 2006 ... His 1,491 receiving yards in 1986 and his 12 receiving touchdowns in 1979 were franchise records until 2007 ... Was honored in an enshrinement ceremony at the Patriots Kickoff Gala at Gillette Stadium on Aug. 27, 2007 ... Named to the Patriots All-Time Team in 2009.

MORGAN'S PATRIOTS STATISTICS

Year	G	Rec	Yds	Avg	Lg	TD	Year	G	Rec	Yds	Avg	Lg	TD	Year	G	Rec	Yds	Avg	Lg	TD
1977	14	21	443	21.1	64t	3	1982	9	28	584	10.9	75t	3	1987	9	40	672	16.8	45	3
1978	16	34	820	24.1	75t	5	1983	16	58	863	14.9	50t	2	1988	16	31	502	16.2	32	4
1979	16	44	1002	22.8	63t	12	1984	13	38	709	18.7	76t	5	1989	10	28	486	17.4	55t	3
1980	16	45	991	22.0	71	6	1985	15	39	760	19.5	50t	5	**Totals**	**179**	**534**	**10352**	**19.4**	**76t**	**67**
1981	13	44	1029	23.4	76t	6	1986	16	84	1491	17.8	44t	10							

Jon Morris • C • Holy Cross

Patriots Seasons (11): 1964-74 • AFL All-Star Games (6) • Pro Bowls (4)
Patriots Hall of Fame 2011

Morris played 11 seasons for the Patriots, appearing in 130 games from 1964-74 ... Earned seven consecutive All-Star appearances with six AFL All-Star games (1964-69) and one Pro Bowl selection (1970) ... Seven league All-Star selections are fourth with in Patriots history behind Pro Football Hall of Famer John Hannah (9), Matthew Slater (10) and Tom Brady (14) ... First Patriots player to be selected to the NFL Pro Bowl ... Anchored an offensive line that opened holes for Jim Nance to amass a team-record 45 touchdowns from 1965-71 ... Named to the Patriots 50th Anniversary Team in 2009 as the center ... Member of the 1960s All-Decade Team.

PATRIOTS **HALL OF FAME** BIOS



Jim Nance • FB • Syracuse

Patriots Seasons (7): 1965-71 • 1966 AFL MVP • AFL All-Star Games (6)
Patriots Hall of Fame 2009

Nance played for the Patriots for seven seasons from 1965-71 ... Named the 1966 AFL Most Valuable Player ... Holds the Patriots career record with 45 rushing touchdowns, and his 5,323 career rushing yards rank second on the team's all-time list entering 2026 ... His 1,458 rushing yards in 1966 are the third-highest single-season total in team history and stood as the team record for 29 years (1966-95) ... He became the first player in Patriots history to average over 100 yards rushing per game in a single season (104.1 in 1966) ... His 1,458 rushing yards in 1966 were the most in the 10-year history of the AFL and his 1,216 rushing yards in 1967 were the second most in AFL history ... Also played one season for the New York Jets (1973) and two seasons in the World Football League (1974-75) ... In 2009 became the first running back elected to the Patriots Hall of Fame ... Named to the Patriots All-Time Team in 2009.

NANCE'S PATRIOTS STATISTICS

Year	G	Rush	Yds	Avg	Lg	TD	Year	G	Rush	Yds	Avg	Lg	TD	Year	G	Rush	Yds	Avg	Lg	TD
1965	14	111	321	2.9	20	5	1968	12	177	593	3.4	30t	4	1971	14	129	463	3.6	50t	5
1966	14	299	1458	4.9	65	11	1969	14	193	750	3.9	43	6	**Totals**	**94**	**1323**	**5323**	**4.0**	**65**	**45**
1967	14	269	1216	4.5	53	7	1970	13	145	522	3.6	21	7							

Steve Nelson • LB • North Dakota State

Patriots Seasons (14): 1974-87 • Pro Bowls (3)
Patriots Hall of Fame 1993

Nelson spent his entire 14-season career with the Patriots, from 1974-87 ... Played in 174 games as a Patriot ... Voted to three NFL Pro Bowls (1981, 1985-86) ... Led the team in tackles in eight of his 14 seasons ... Recorded over 100 tackles nine times in his career and finished with 1,776 total tackles (10.2 avg. per game) ... Posted a career-high 207 stops in 1984, ranking second in franchise history ... Named to the Patriots 35th Anniversary Team in 1994 ... Named to the Patriots Team of the Century in 2000 ... Named to the Patriots All-Time Team in 2009.

NELSON'S PATRIOTS STATISTICS

Years	G	TT	UT	Sack	Int	Yds	Years	G	TT	UT	Sack	Int	Yds	Years	G	TT	UT	Sack	Int	Yds
1974	11	79	58	0	0	0	1979	15	135	85	2	1	18	1984	16	207	71	3.5	1	0
1975	14	157	118	2	2	8	1980	16	186	116	0	3	37	1985	15	149	74	2	0	0
1976	10	91	57	1	2	32	1981	12	126	62	0	0	0	1986	10	70	36	1	2	21
1977	13	134	90	4.5	0	0	1982	9	130	45	0	0	0	1987	11	99	35	0	0	0
1978	14	115	75	1	5	104	1983	8	98	30	1	1	6	**Totals**	**174**	**1776**	**952**	**18**	**17**	**226**

PATRIOTS **HALL OF FAME** BIOS

Vito "Babe" Parilli • QB • Kentucky

Patriots Seasons (7): 1961-67 • AFL All-Star Games (3)
Patriots Hall of Fame 1993

Parilli played in 94 games for the Patriots from 1961-67 … Threw for over 20,000 yards during his NFL career … Voted to three AFL All-Star teams (1963-64 and 1966) and earned the AFL's Comeback Player of the Year Award in 1966 … Named to the All-AFL 10 Year Anniversary Team in 1971 … His 31 touchdown passes in 1964 were a team record until 2007 … Enters the 2026 season ranked fourth on the Patriots all-time career passing list with 16,747 yards and fourth with 132 touchdowns on 2,413 attempts … Ranks fourth on the Patriots career completion list with 1,140 … Passed away July 15, 2017.

PARILLI'S PATRIOTS STATISTICS

Years	G	Att	Comp	Yds	TD	Int	Rat.	Years	G	Att	Comp	Yds	TD	Int	Rat.
1961	14	198	104	1314	13	9	76.5	1965	14	426	173	2597	18	26	50.0
1962	10	253	140	1988	18	8	91.5	1966	14	382	181	2721	20	20	66.9
1963	14	337	153	2345	13	24	52.1	1967	14	344	161	2317	19	24	58.5
1964	14	473	228	3465	31	27	70.8	**Totals**	**94**	**2413**	**1140**	**16747**	**132**	**138**	**64.8**

Mike Vrabel • LB • Ohio State

Patriots Seasons (8): 2001-08 • Pro Bowls (1)
Patriots Hall of Fame 2023

Vrabel is a three-time Super Bowl Champion and is recognized as one of the most versatile linebackers and best free agent signings in team history … He joined the team before the 2001 season, following a four-year career with the Pittsburgh Steelers, where he was used primarily on special teams and as a reserve linebacker … During his eight-year tenure in New England, Vrabel played a major role in the Patriots dynastic run that included three Super Bowl championships in four years (2001, 2003 and 2004) … He exemplified positional versatility during his Patriots tenure by starting at both inside and outside linebacker, regularly lining up on offense in short-yardage and goal-line situations, and continually making valuable contributions on various special teams units … As a Patriot, he caught eight regular season passes and two more in the playoffs … All 12 of his receptions were for touchdowns, including touchdown receptions in back-to-back Super Bowl wins over the Carolina Panthers in Super Bowl XXXVIII and Philadelphia Eagles in Super Bowl XXXIX … He earned Pro Bowl and first-team Associated Press All-Pro honors following the 2007 season, the year the Patriots became the first team in NFL history to win 18 consecutive games in one season … During his Patriots career, Vrabel helped propel the Patriots to multiple NFL and franchise-record win streaks, including 21 consecutive wins (2003-04), 21 consecutive regular season wins (2006-08), 21 consecutive wins at home (2002-05) and 10 straight playoff victories (2001-05) … During the 2006 season, he played a major role when the defense set a then-franchise record by allowing just 14.8 points per game.

VRABEL'S PATRIOTS STATISTICS

Year	G	TT	UT	A	S	Yds	No	Yds	Avg	Lg	TD	PD	FF	FR	Yds	TD	SpT
2001	16	60	37	23	3.0	14.0	2	27	13.5	15	0	9	0	0	0	0	3
2002	16	75	51	24	4.5	29.5	1	0	0.0	0	0	5	0	2	0	0	8
2003	13	68	47	21	9.5	55.5	2	18	9.0	14	0	4	4	1	0	0	1
2004	16	76	59	17	5.5	48.5	0	0	0.0	0	0	3	0	0	0	0	5
2005	16	114	80	34	4.5	27.0	2	23	11.5	24t	1	5	1	0	0	0	6
2006	16	101	59	42	4.5	32.5	3	0	0.0	0	0	4	3	1	0	0	0
2007	16	77	53	24	12.5	70.5	0	0	0.0	0	0	0	5	0	0	0	0
2008	16	62	40	22	4.0	23.0	1	5	5.0	5	0	4	1	1	0	0	0
Totals-	**125**	**633**	**426**	**207**	**48.0**	**300.5**	**11**	**73**	**6.6**	**24t**	**1**	**34**	**14**	**5**	**0**	**0**	**23**

PATRIOTS **HALL OF FAME** BIOS

Vince Wilfork • DL • Miami (Fla.)

Patriots Seasons (11): 2004-14 • Pro Bowls (5)
Patriots Hall of Fame 2022

Wilfork is recognized as one of the best defensive linemen in franchise history ... He played 11 of his 13 seasons with the Patriots and helped bring two Super Bowl Championships to New England with victories in Super Bowl XXXIX and Super Bowl XLIX ... Wilfork was originally drafted by the Patriots in the first round (21st overall) of the 2004 NFL Draft ... The Miami (Fla.) product spent the first 11 seasons of his NFL career with the Patriots before playing his final two seasons with the Houston Texans ... While with the Patriots, Wilfork played in 158 games with 148 starts, and the Patriots owned a 123-35 (.778) record in the regular season ... The Patriots played in 21 playoff games, six AFC Championship Games and four Super Bowls with Wilfork anchoring the defense ... He served as a defensive co-captain for seven consecutive seasons (2008-14) and earned five Pro Bowl selections (2007, 2009-12) ... He also earned first-team Associated Press All-Pro Honors in 2012 and second-team Associated Press All-Pro honors in 2007, 2010 and 2011 ... During his time in New England, he helped the Patriots defense finish in the top 10 in points allowed eight times.

WILFORK'S PATRIOTS STATISTICS

Year	*G*	*TT*	*UT*	*Sack*	*FF*	*FR*	*Year*	*G*	*TT*	*UT*	*Sack*	*FF*	*FR*
2004	16	57	35	2.0	0	2	2010	16	87	50	2.0	0	1
2005	16	91	42	0.5	0	1	2011	16	74	45	3.5	1	2
2006	13	81	46	1.0	0	1	2012	16	59	41	3.0	2	4
2007	16	70	42	2.0	0	1	2013	4	10	6	0.0	0	0
2008	16	85	53	2.0	0	0	2014	16	47	27	0.0	0	0
2009	13	65	39	0.0	1	0	**Totals**	**158**	**726**	**426**	**16.0**	**4**	**12**

PATRIOTS **HALL OF FAME** BIOS

CONTRIBUTORS

Bill Parcells • Head Coach

Patriots Hall of Fame 2025

Bill Parcells was the head coach of the New England Patriots for four seasons (1993-96) and led the team to two playoff berths. After inheriting a team that had finished 14-50 in the previous four years, including an NFL worst 2-14 season in 1992, he brought the clout of a two-time Super Bowl Champion to the Patriots sidelines, infusing instant credibility in 1993. He finished his Patriots career with a 34-34 record, including 2-2 in the playoffs. In 1994, a season-ending seven-game win streak allowed the Patriots to clinch their first playoff berth in eight years. The performance earned Parcells NFL Coach of the Year honors. After finishing 6-10 in 1995, the Patriots rebounded with an 11-win season in 1996, tying the then franchise record for wins and earning their first division title in 10 years. After a convincing, 28-3, victory over the Pittsburgh Steelers in the divisional playoff game in foggy Foxborough, the Patriots hosted their first AFC Championship game and defeated the Jacksonville Jaguars, 20-6, to earn a trip to the Super Bowl for just the second time in franchise history. On Feb. 2, 2013, Parcells was voted into the Pro Football Hall of Fame. He is the only coach in NFL history ever to lead four different teams to the playoffs and three different teams to a conference championship game. He is a member of the Patriots 1990s All-Decade Team.

Gil Santos • Radio Broadcaster

Patriots Hall of Fame 2013

During a pregame ceremony to honor Gil Santos and Gino Cappelletti prior to the 2012 regular season finale, Patriots Chairman and CEO Robert Kraft announced that Santos, the legendary Voice of the New England Patriots, would be a 2013 inductee into the Patriots Hall of Fame ... Santos, who valiantly overcame life-threatening health complications early in 2012 to return to the broadcast booth, announced his intention to retire after the 2012 season ... For 36 seasons, spanning five decades, he earned the moniker "Voice of the New England Patriots." ... In 36 seasons, he missed just one game, a preseason game in 1971 ... Santos called the action for 745 career Patriots games ... Santos began calling games for the Boston Patriots at Fenway Park in 1966 ... For the first five seasons, he provided color analysis alongside veteran play-by-play man Bob Starr ... When the team moved to Foxborough in 1971, Santos moved into his role as play-by-play voice of the Patriots (1971-79) ... WBZ lost the Patriots radio rights in the 1980s, but got them back in 1991 and returned Santos to his natural position as Voice of the New England Patriots, a position he held for 22 seasons.

Dante Scarnecchia • Assistant Coach

Patriots Hall of Fame 2023

Dante Scarnecchia was announced as a Hall of Fame contributor by Patriots Chairman and CEO Robert Kraft at the annual Hall of Fame nomination committee meeting on April 6, 2023 ... Scarnecchia spent 36 years in the NFL, including 34 seasons with the Patriots (1982-88, 1991-2013, 2016-19) ... He joined the Patriots in 1982, leaving in 1989 to coach the Indianapolis Colts, before returning to the Patriots two years later ... He remained with the team until retiring following the 2013 season ... He was rehired as the offensive line coach in 2016 before retiring for the second time after the 2019 season ... Scarnecchia was the longest tenured NFL coach when he retired for the second time following the 2019 season ... Scarnecchia was on the Patriots coaching staff for 22 of the franchise's first 29 playoff seasons and coached in 48 of the first 63 playoff games in team history, including 10 Super Bowls and five Super Bowl titles ... Scarnecchia coached the offensive line for 19 seasons for the Patriots, a position he coached for 32 of his 48 seasons in the coaching profession ... When Bill Belichick was named the Patriots head coach in 2000, he made Scarnecchia his assistant head coach/offensive line coach, positions he held for 14 seasons before retiring after the 2013 season and then served as offensive line coach upon his return in 2016 through the 2019 season.

Tracy Sormanti • Cheerleader Director

Patriots Hall of Fame 2021

Tracy Sormanti, the team's longtime cheerleading director, passed away on Friday, Dec. 4, 2020 after a three-year battle with multiple myeloma ... Sormanti, just 58 years old, was in her 32nd season of service with the Patriots organization ... Patriots Chairman and CEO Robert Kraft announced her induction in the summer of 2021 ... Kraft said, "Tracy Sormanti was one of my first hires after I bought the team, and after nearly three decades, I can confidently say that there was no one more dedicated to her job or caring and compassionate about those she coached. Like all great coaches, she was meticulous in her preparation and brought the best out of her squads." ... Sormanti, a Rhode Island native, first joined the organization in 1983 as a Patriots cheerleader ... She was a member of the Patriots cheerleading squad from 1983-84 and again from 1991-93, concluding her cheerleading career by representing the Patriots at the 1993 Pro Bowl. Shortly after Kraft bought the team in 1994, he named Sormanti the cheerleading director ... Over 27 seasons, Sormanti's squads performed at 10 Super Bowls, visited more than 30 countries and two dozen foreign operating bases on military tours, and made thousands of community appearances.

William H. "Billy" Sullivan Jr. • Founder

Patriots Hall of Fame 2009

On the occasion of the Patriots 50th anniversary season in 2009, one of Robert Kraft's first announcements was the induction of the team's founder, William H. "Billy" Sullivan, Jr., into the team's Hall of Fame. Sullivan became the first non-player to be inducted into The Hall. On Nov. 16, 1959, William H. Sullivan, Jr. was awarded the eighth and final charter franchise of the American Football League ... Sullivan, with nine other investors, sold non-voting public stock in the franchise to raise capital to help post the franchise fee of $25,000 ... In 1975, Sullivan purchased additional stock to become majority owner, and in 1976, he purchased all the remaining non-voting stock in the team ... In 1983, Schaefer Stadium was renamed Sullivan Stadium to honor Sullivan's contributions to the franchise ... Sullivan owned the Patriots through 1988, when he sold the franchise to Victor Kiam.

PATRIOTS **ALL-DECADE** TEAMS

In 2009, on the occasion of the Patriots 50th Anniversary Season, the Patriots Hall of Fame Selection Committee selected all-decade teams to represent the greatest players from each decade in team history. The 1960s All-Decade Team was previously chosen in 1971 as the Patriots 10th Anniversary Team. The 2000s All-Decade Team was chosen in 2010. The 2010s All-Decade Team was chosen in the spring of 2020.

2010s ALL-DECADE TEAM

OFFENSE			DEFENSE			SPECIAL TEAMS		
OT	Nate Solder	2011-17	DE	Chandler Jones	2012-15	K	Stephen Gostkowski	2006-19
OT	Sebastian Vollmer	2009-16	DE	Trey Flowers	2015-18	P	Ryan Allen	2013-18
G	Logan Mankins	2005-13	DT	Vince Wilfork	2004-14	Ret	Julian Edelman	2009-20
G	Joe Thuney	2016-20	DT	Lawrence Guy	2017-present	SpT	Matthew Slater	2008-23
C	David Andrews	2015-present	OLB	Rob Ninkovich	2009-16	**Head Coach**		
TE	Rob Gronkowski	2010-18	OLB	Kyle Van Noy	2016-19		Bill Belichick	2000-23
WR	Julian Edelman	2009-20	ILB	Dont'a Hightower	2012-21			
WR	Wes Welker	2007-12	ILB	Jerod Mayo	2008-15			
QB	Tom Brady	2000-19	CB	Stephon Gilmore	2017-20			
RB	James White	2014-21	CB	Malcolm Butler	2014-17			
FB	James Develin	2012-19	S	Devin McCourty	2010-22			
FLEX	Danny Amendola	2013-17	S	Patrick Chung	2009-12; 2014-19			

2000s ALL-DECADE TEAM

OFFENSE			DEFENSE			SPECIAL TEAMS		
OT	Nick Kaczur	2005-09	DE	Richard Seymour	2001-08	K	Adam Vinatieri	1996-05
OT	Matt Light	2001-11	DE	Ty Warren	2003-09	P	Josh Miller	2004-06
G	Joe Andruzzi	2000-04	NT	Vince Wilfork	2004-14	Ret	Kevin Faulk	1999-11
G	Logan Mankins	2005-13	OLB	Willie McGinest	1994-05	SpT	Larry Izzo	2001-08
C	Dan Koppen	2003-11	OLB	Mike Vrabel	2001-08	**Head Coach**		
TE	Daniel Graham	2002-06	ILB	Tedy Bruschi	1996-08		Bill Belichick	2000-23
WR	Troy Brown	1993-07	ILB	Roman Phifer	2001-04			
WR	Randy Moss	2007-10	CB	Ty Law	1995-04			
WR	Wes Welker	2007-12	CB	Asante Samuel	2003-07			
QB	Tom Brady	2000-19	S	Rodney Harrison	2003-08			
RB	Corey Dillon	2004-06	S	Lawyer Milloy	1996-02			

1990s ALL-DECADE TEAM

OFFENSE			DEFENSE			SPECIAL TEAMS		
OT	Bruce Armstrong	1987-00	DE	Willie McGinest	1994-05	K	Adam Vinatieri	1996-05
OT	Pat Harlow	1991-95	DE	Brent Williams	1986-93	P	Tom Tupa	1996-98
G	Todd Rucci	1993-99	NT	Tim Goad	1988-94	Ret	Dave Meggett	1995-97
G	Max Lane	1994-00	OLB	Andre Tippett	1982-93	SpT	Larry Whigham	1994-00
C	Dave Wohlabaugh	1995-98	OLB	Chris Slade	1993-00	**Head Coach**		
TE	Ben Coates	1991-99	ILB	Vincent Brown	1988-95		Bill Parcells	1993-96
WR	Terry Glenn	1996-01	ILB	Ted Johnson	1995-04			
WR	Shawn Jefferson	1996-99	CB	Maurice Hurst	1989-95			
QB	Drew Bledsoe	1993-01	CB	Ty Law	1995-04			
RB	Curtis Martin	1995-97	S	Willie Clay	1996-98			
RB	Leonard Russell	1991-93	S	Lawyer Milloy	1996-02			

PATRIOTS **ALL-DECADE** TEAMS

1980s ALL-DECADE TEAM

OFFENSE			DEFENSE			SPECIAL TEAMS		
OT	Bruce Armstrong	1987-00	DE	Julius Adams	1971-77, 79-85, 87	K	Tony Franklin	1984-87
OT	Brian Holloway	1981-86	DE	Garin Veris	1985-91	P	Rich Camarillo	1981-87
G	John Hannah	1973-85	NT	Richard Bishop	1976-81	Ret	Irving Fryar	1984-92
G	Ron Wooten	1982-88	OLB	Andre Tippett	1982-93	SpT	Mosi Tatupu	1978-90
C	Pete Brock	1976-87	OLB	Don Blackmon	1981-87	**Head Coach**		
TE	Lin Dawson	1981-90	ILB	Steve Nelson	1974-87		Raymond Berry	1984-89
WR	Irving Fryar	1984-92	ILB	Johnny Rembert	1983-92			
WR	Stanley Morgan	1977-89	CB	Raymond Clayborn	1977-89			
QB	Steve Grogan	1975-90	CB	Ronnie Lippett	1983-91			
RB	Tony Collins	1981-87	S	Roland James	1980-90			
RB	Craig James	1984-88	S	Fred Marion	1982-91			

1970s ALL-DECADE TEAM

OFFENSE			DEFENSE			SPECIAL TEAMS		
OT	Leon Gray	1973-78	DE	Julius Adams	1971-87	K	John Smith	1974-83
OT	Tom Neville	1965-77	DE	Tony McGee	1974-81	P	Mike Patrick	1975-78
G	John Hannah	1974-85	NT	Ray Hamilton	1973-81	Ret	Mack Herron	1973-75
G	Sam Adams	1972-80	OLB	Steve Zabel	1975-78	SpT	Mosi Tatupu	1978-90
C	Bill Lenkaitis	1971-81	OLB	Steve King	1973-81	**Head Coach**		
TE	Russ Francis	1975-80,87-88	ILB	Steve Nelson	1974-87		Chuck Fairbanks	1973-78
WR	Stanley Morgan	1977-89	ILB	Sam Hunt	1974-79			
WR	Randy Vataha	1971-76	CB	Raymond Clayborn	1977-89			
QB	Steve Grogan	1975-90	CB	Mike Haynes	1976-82			
RB	Sam Cunningham	1973-79, 81-82	S	Tim Fox	1976-81			
RB	Andy Johnson	1974-81	S	Prentice McCray	1974-80			

1960s ALL-DECADE TEAM

OFFENSE			DEFENSE			SPECIAL TEAMS		
OT	Charlie Long	1961-69	DE	Bob Dee	1960-67	K	Gino Cappelletti	1960-70
OT	Tom Neville	1965-77	DE	Larry Eisenhauer	1961-69	P	Tom Yewcic	1961-67
G	Billy Neighbors	1962-65	DT	Houston Antwine	1961-71	Ret	Larry Garron	1960-68
G	Lennie St. Jean	1964-73	DT	Jim Lee Hunt	1960-71	SpT	Don Webb	1962-71
C	Jon Morris	1964-74	OLB	Tom Addison	1960-67	**Head Coach**		
TE	Jim Whalen	1965-69	OLB	Ed Philpott	1966-71		Mike Holovak	1961-68
WR	Jim Colclough	1960-68	MLB	Nick Buoniconti	1962-68			
WR	Art Graham	1963-69	CB	Chuck Shonta	1960-67			
QB	Vito "Babe" Parilli	1961-67	CB	Daryl Johnson	1968-71			
RB	Larry Garron	1960-68	S	Don Webb	1962-71			
RB	Jim Nance	1965-71	S	Ron Hall	1961-67			

PATRIOTS **50TH ANNIVERSARY** TEAM

In recognition of the 50th anniversary season in 2009, the Patriots Hall of Fame nominating committee selected an All-Time Team recognizing the greatest players at each position to play for the Patriots over 50 years.

HEAD COACH: Bill Belichick

HONORARY OFFENSIVE CAPTAIN: Gino Cappelletti **HONORARY DEFENSIVE CAPTAIN:** Tedy Bruschi

ALL-TIME OFFENSE

Bruce Armstrong	Tackle
Matt Light	Tackle
John Hannah	Guard
Logan Mankins	Guard
Jon Morris	Center
Ben Coates	Tight End
Stanley Morgan	Wide Receiver
Troy Brown	Wide Receiver
Irving Fryar	Wide Receiver
Tom Brady	Quarterback
Jim Nance	Running Back
Sam Cunningham	Running Back

ALL-TIME DEFENSE

Julius Adams	Defensive End
Richard Seymour	Defensive End
Houston Antwine	Defensive Tackle
Vince Wilfork	Defensive Tackle
Andre Tippett	Outside Linebacker
Mike Vrabel	Outside Linebacker
Steve Nelson	Inside Linebacker
Nick Buoniconti	Inside Linebacker
Mike Haynes	Cornerback
Ty Law	Cornerback
Fred Marion	Safety
Rodney Harrison	Safety

ALL-TIME SPECIALISTS

Adam Vinatieri	Place Kicker	Rich Camarillo	Punter
Kevin Faulk	Returner	Mosi Tatupu	Special Teams

The Patriots 50th Anniversary Team was recognized during halftime of the Patriots 2009 home-opener against the Buffalo Bills on September 14.

PATRIOTS **ALL-DYNASTY** TEAM

The Patriots All-Dynasty Team was selected by a combination of fan voting and a panel of experts knowledgeable about the Patriots over the last two decades. Every member of the Patriots All-Dynasty Team played in a Super Bowl and all but four of the 42 team members won at least one Super Bowl title. Thirty-five won more than one and 39 played in multiple Super Bowls.

HEAD COACH: Bill Belichick

ALL-DYNASTY OFFENSE

Matt Light	Tackle
Nate Solder	Tackle
Sebastian Vollmer	Tackle
Joe Andruzzi	Guard
Logan Mankins	Guard
Joe Thuney	Guard
Dan Koppen	Center
Rob Gronkowski	Tight End
Daniel Graham	Tight End
Troy Brown	Wide Receiver
Julian Edelman	Wide Receiver
Randy Moss	Wide Receiver
Wes Welker	Wide Receiver
Tom Brady	Quarterback
Corey Dillon	Running Back
Kevin Faulk	Running Back
James White	Running Back
James Develin	Fullback

ALL-TIME DEFENSE

Richard Seymour	Defensive Line
Ty Warren	Defensive Line
Vince Wilfork	Defensive Line
Willie McGinest	Outside Linebacker
Rob Ninkovich	Outside Linebacker
Mike Vrabel	Outside Linebacker
Tedy Bruschi	Inside Linebacker
Dont'a Hightower	Inside Linebacker
Roman Phifer	Inside Linebacker
Stephon Gilmore	Cornerback
Ty Law	Cornerback
Asante Samuel	Cornerback
Patrick Chung	Safety
Rodney Harrison	Safety
Devin McCourty	Safety

ALL-TIME SPECIALISTS

Adam Vinatieri	Place Kicker
Ellis Hobbs	Kickoff Returner
Julian Edelman	Punt Returner
Larry Izzo	Special Teamer
Joe Cardona	Long Snapper
Ryan Allen	Punter
Bethel Johnson	Kickoff Returner
Matthew Slater	Special Teamer
Lonie Paxton	Long Snapper

HONORABLE MENTION SELECTIONS

WR Danny Amendola, C David Andrews, RB LeGarrette Blount, K Stephen Gostkowski, G Shaq Mason, ILB Jerod Mayo, S Lawyer Milloy, G Stephen Neal.

PATRIOTS **IN THE** PRO BOWL

Includes AFL All-Star Games (1960-1970), AFC-NFC Pro Bowls (1971-2012, 2016-19, 21-25) and NFL Pro Bowl (2013-15). No game played in 2020.

1960 (4)

No game played

LB Tom Addison (1)
DB Ross O'Hanley (1)
DE Bob Dee (1)
G Charlie Leo (1)

1961 (7)

LB Tom Addison (2)
DB Fred Bruney (1)
WR Gino Cappelletti (1)
DE Bob Dee (2)
HB Larry Garron (1)
DT Jim Hunt (1)
G Charlie Leo (2)

1962 (6)

LB Tom Addison (3)
DB Fred Bruney (2)
DE Larry Eisenhauer (1)
WR Jim Colclough (1)
DB Dick Felt (1)
T Charlie Long (1)

1963 (11)

LB Tom Addison (4)
DT Houston Antwine (1)
LB Nick Buoniconti (1)
WR Gino Cappelletti (2)
DE Bob Dee (3)
DE Larry Eisenhauer (2)
FB Larry Garron (2)
DB Ron Hall (1)
G Charlie Long (2)
G Billy Neighbors (1)
QB Babe Parilli (1)

1964 (9)

LB Tom Addison (5)
DT Houston Antwine (2)
LB Nick Buoniconti (2)
WR/K Gino Cappelletti (3)
DE Bob Dee (3)
DE Larry Eisenhauer (3)
RB Larry Garron (3)
C Jon Morris (1)
QB Babe Parilli (2)

1965 (4)

DT Houston Antwine (3)
LB Nick Buoniconti (3)
DE Bob Dee (4)
C Jon Morris (2)

1966 (11)

DT Houston Antwine (4)
LB Nick Buoniconti (4)
WR/K Gino Cappelletti (4)
DE Larry Eisenhauer (4)
DT Jim Lee Hunt (2)
C Jon Morris (3)
FB Jim Nance (1)
T Tom Neville (1)
QB Babe Parilli (3)
DB Chuck Shonta (1)
G Len St. Jean (1)

1967 (7)

DT Houston Antwine (5)
LB Nick Buoniconti (5)
RB Larry Garron (4)
DT Jim Lee Hunt (3)
C Jon Morris (4)
FB Jim Nance (2)
T Don Oakes (1)

1968 (5)

DT Houston Antwine (6)
WR/K Gino Cappelletti (5)
CB Leroy Mitchell (1)
C Jon Morris (5)
T Tom Neville (2)

1969 (6)

RB Carl Garrett (1)
DT Jim Lee Hunt (4)
C Jon Morris (6)
WR Ron Sellers (1)
QB Mike Taliaferro (1)
S Don Webb (1)

1970 (1)

C Jon Morris (7)

1971-75 (0)

None

1976 (4)

TE Russ Francis (1)
T Leon Gray (1)
G John Hannah (1)
CB Mike Haynes (1)

1977 (2)

TE Russ Francis (2)
CB Mike Haynes (2)

1978 (5)

FB Sam Cunningham (1)
TE Russ Francis (3)
T Leon Gray (2)
G John Hannah (2)
CB Mike Haynes (3)

1979 (3)

G John Hannah (3)
CB Mike Haynes (4)
WR Stanley Morgan (1)

1980 (7)

DE Julius Adams (1)
FS Tim Fox (1)
G John Hannah (4)
CB Mike Haynes (5)
WR Stanley Morgan (2)
LB Steve Nelson (1)
PK John Smith (1)

1981 (1)

G John Hannah (5)

1982 (2)

G John Hannah (6)
CB Mike Haynes (6)

1983 (5)

P Rich Camarillo (1)
CB Ray Clayborn (1)
RB Tony Collins (1)
G John Hannah (7)
T Brian Holloway (1)

1984 (4)

G John Hannah (8)
T Brian Holloway (2)
LB Steve Nelson (2)
LB Andre Tippett (1)

PATRIOTS **IN THE** PRO BOWL

1985 (8)
CB Ray Clayborn (2)
RT Irving Fryar (1)
G John Hannah (9)
T Brian Holloway (3)
RB Craig James (1)
FS Fred Marion (1)
LB Steve Nelson (3)
LB Andre Tippett (2)

1986 (5)
CB Ray Clayborn (3)
K Tony Franklin (1)
WR Stanley Morgan (3)
SpT Mosi Tatupu (1)
LB Andre Tippett (3)

1987 (2)
WR Stanley Morgan (4)
LB Andre Tippett (4)

1988 (3)
RB John Stephens (1)
LB Andre Tippett (5)
LB Johnny Rembert (1)

1989 (1)
LB Johnny Rembert (2)

1990 (1)
T Bruce Armstrong (1)

1991 (2)
T Bruce Armstrong (2)
TE Marv Cook (1)

1992 (1)
TE Marv Cook (2)

1993 (0)
None

1994 (3)
T Bruce Armstrong (3)
QB Drew Bledsoe (1)
TE Ben Coates (1)

1995 (3)
T Bruce Armstrong (4)
TE Ben Coates (2)
RB Curtis Martin (1)

1996 (6)
T Bruce Armstrong (5)
QB Drew Bledsoe (2)
TE Ben Coates (3)
RB Curtis Martin (2)
DE Willie McGinest (1)
KR David Meggett (1)

1997 (5)
T Bruce Armstrong (6)
QB Drew Bledsoe (3)
TE Ben Coates (4)
LB Chris Slade (1)
SpT Larry Whigham (1)

1998 (3)
TE Ben Coates (5)
CB Ty Law (1)
S Lawyer Milloy (1)

1999 (2)
WR Terry Glenn (1)
S Lawyer Milloy (2)

2000 (0)
None

2001 (4)
QB Tom Brady (1)
WR Troy Brown (1)
CB Ty Law (2)
S Lawyer Milloy (3)

2002 (6)
SpT Larry Izzo (2)
S Lawyer Milloy (4)
CB Ty Law (3)
DT Richard Seymour (1)
K Adam Vinatieri (1)
C Damien Woody (1)

2003 (3)
CB Ty Law (4)
LB Willie McGinest (2)
DT Richard Seymour (2)

2004 (5)
QB Tom Brady (2)
LB Tedy Bruschi (1)
SpT Larry Izzo (3)
DT Richard Seymour (3)
K Adam Vinatieri (2)

2005 (2)
QB Tom Brady (3)
DT Richard Seymour (4)

2006 (2)
T Matt Light (1)
DT Richard Seymour (5)

2007 (8)
QB Tom Brady (4)
C Dan Koppen (1)
T Matt Light (2)
G Logan Mankins (1)
WR Randy Moss (6)
CB Asante Samuel (1)
LB Mike Vrabel (1)
NT Vince Wilfork (1)

2008 (2)
K Stephen Gostkowski (1)
WR Wes Welker (1)

2009 (5)
QB Tom Brady (5)
G Logan Mankins (2)
S Brandon Meriweather (1)
WR Wes Welker (2)
NT Vince Wilfork (2)

2010 (8)
QB Tom Brady (6)
LT Matt Light (3)
G Logan Mankins (3)
LB Jerod Mayo (1)
CB Devin McCourty (1)
S Brandon Meriweather (2)
WR Wes Welker (3)
NT Vince Wilfork (3)

PATRIOTS **IN THE** PRO BOWL

2011 (8)
QB Tom Brady (7)
DE Andre Carter (1)
TE Rob Gronkowski (1)
G Logan Mankins (4)
ST Matthew Slater (1)
G Brian Waters (6)
WR Wes Welker (4)
NT Vince Wilfork (4)

2012 (7)
QB Tom Brady (8)
TE Rob Gronkowski (2)
G Logan Mankins (5)
LB Jerod Mayo (2)
ST Matthew Slater (2)
WR Wes Welker (5)
NT Vince Wilfork (5)

2013 (5)
QB Tom Brady (9)
K Stephen Gostkowski (2)
G Logan Mankins (6)
ST Matthew Slater (3)
CB Aqib Talib (1)

2014 (7)
QB Tom Brady (10)
WR Julian Edelman (1)
K Stephen Gostkowski (3)
TE Rob Gronkowski (3)
S Devin McCourty (2)
CB Darrelle Revis (6)
ST Matthew Slater (4)

2015 (7)
QB Tom Brady (11)
CB Malcolm Butler (1)
LB Jamie Collins Sr. (1)
K Stephen Gostkowski (4)
TE Rob Gronkowski (4)
DE Chandler Jones (1)
ST Matthew Slater (5)

2016 (6)
QB Tom Brady (12)
RB LeGarrette Blount (1)
CB Malcolm Butler (2)
LB Dont'a Hightower (1)
DB Devin McCourty (3)
ST Matthew Slater (6)

2017 (6)
QB Tom Brady (13)
FB James Develin (1)
TE Rob Gronkowski (5)
DB Devin McCourty (4)
ST Matthew Slater (7)
T Nate Solder (1)

2018 (2)
QB Tom Brady (14)
CB Stephon Gilmore (2)

2019 (3)
CB Stephon Gilmore (3)
LB Dont'a Hightower (2)
ST Matthew Slater (8)

2020* (3)
P Jake Bailey (1)
CB Stephon Gilmore (4)
ST Matthew Slater (9)

2021 (4)
DB J.C. Jackson (1)
LB Matthew Judon (3)
QB Mac Jones (1)
ST Matthew Slater (10)

2022 (1)
LB Matthew Judon (4)

2023 (0)
None

2024 (2)
QB Drake Maye (1)
ST Brenden Schooler (1)

2025 (3)
CB Christian Gonzalez (1)
QB Drake Maye (2)
WR Stefon Diggs (5)

PATRIOTS **PRO BOWL** RECORDS

MOST APPEARANCES

14	Tom Brady (2001, 04-05, 07, 09-18)
10	Matthew Slater (2011-17, 19-21)
9	John Hannah (1976, 78-85)
7	Jon Morris (1964-70)
6	Houston Antwine (1963-68)
6	Bruce Armstrong (1990-91, 94-97)
6	Mike Haynes (1976-80, 82)
6	Logan Mankins (2007, 09-13)

MOST CONSECUTIVE APPEARANCES

10	Tom Brady (2009-18)
8	John Hannah (1978-85)
7	Jon Morris (1964-70)
7	Matthew Slater (2011-17)
6	Houston Antwine (1963-68)
5	Ben Coates (1994-98)
5	Mike Haynes (1976-80)
5	Logan Mankins (2009-13)
5	Richard Seymour (2002-06)
5	Andre Tippett (1984-88)
5	Wes Welker (2008-12)

NOTE: The year indicates the season in which the player was selected for Pro Bowl participation, but the game itself is played the following January or February. For example, players selected in the 2025 season played in the 2026 Pro Bowl, but are listed under 2025.
*The Pro Bowl was not played following the 2020 season.

PATRIOTS **HONORS AND AWARDS**

ASSOCIATED PRESS ALL-PRO HONOREES

1960 (0)
None

1961 (1)
FIRST TEAM
G Charles Leo (1)

1962 (6)
FIRST TEAM
DE Larry Eisenhauer (1)
SECOND TEAM
LB Tom Addison (1)
DE Bob Dee (1)
CB Dick Felt (1)
T Charley Long (1)
G Billy Neighbors (1)

1963 (6)
FIRST TEAM
DT Houston Antwine (1)
DE Larry Eisenhauer (2)
SECOND TEAM
LB Tom Addison (2)
LB Nick Buoniconti (1)
T Charley Long (2)
G Billy Neighbors (2)

1964 (8)
FIRST TEAM
LB Nick Buoniconti (2)
DE Larry Eisenhauer (3)
S Ron Hall (1)
G Billy Neighbors (3)
QB Babe Parilli (1)
SECOND TEAM
LB Tom Addison (3)
DE Bob Dee (2)
C Jon Morris (1)

1965 (2)
FIRST TEAM
LB Nick Buoniconti (3)
SECOND TEAM
C Jon Morris (2)

1966 (4)
FIRST TEAM
LB Nick Buoniconti (4)
C Jon Morris (3)
FB Jim Nance (1)
SECOND TEAM
DT Houston Antwine (2)

1967 (3)
FIRST TEAM
LB Nick Buoniconti (5)
FB Jim Nance (2)
SECOND TEAM
DT Houston Antwine (3)

1968 (3)
FIRST TEAM
TE Jim Whalen (1)
SECOND TEAM
DT Houston Antwine (4)
CB Leroy Mitchell (1)

1969 (3)
SECOND TEAM
DT Houston Antwine (5)
C Jon Morris (4)
FB/HB Jim Nance (3)

1970-75 (0)
None

1976 (3)
FIRST TEAM
G John Hannah (1)
SECOND TEAM
TE Russ Francis (1)
CB Mike Haynes (1)

1977 (2)
SECOND TEAM
G John Hannah (2)
CB Mike Haynes (2)

1978 (4)
FIRST TEAM
T Leon Gray (1)
G John Hannah (3)
SECOND TEAM
TE Russ Francis (2)
CB Mike Haynes (3)

1979 (2)
FIRST TEAM
G John Hannah (4)
SECOND TEAM
CB Mike Haynes (4)

1980 (3)
FIRST TEAM
G John Hannah (5)
SECOND TEAM
CB Mike Haynes (5)
WR Stanley Morgan (1)

1981 (1)
FIRST TEAM
G John Hannah (6)

1982 (2)
SECOND TEAM
G John Hannah (7)
CB Mike Haynes (6)

1983 (2)
FIRST TEAM
G John Hannah (8)
SECOND TEAM
P Rich Camarillo (1)
1984 (1)
SECOND TEAM
G John Hannah (9)

1985 (4)
FIRST TEAM
G John Hannah (10)
LB Andre Tippett (1)
SECOND TEAM
KR Irving Fryar (1)
T Brian Holloway (1)

1986 (3)
SECOND TEAM
K Tony Franklin (1)
WR Stanley Morgan (2)
LB Andre Tippett (2)

1987 (1)
FIRST TEAM
LB Andre Tippett (3)

1988 (2)
SECOND TEAM
T Bruce Armstrong (1)
LB Andre Tippett (4)

1989-90 (0)
None

1991 (2)
FIRST TEAM
TE Marv Cook (1)
SECOND TEAM
LB Vincent Brown (1)

1992-93 (0)
None

1994 (1)
FIRST TEAM
TE Ben Coates (1)

1995 (1)
FIRST TEAM
TE Ben Coates (2)

1996 (2)
SECOND TEAM
T Bruce Armstrong (2)
KR Dave Meggett (1)

1997 (1)
SECOND TEAM
OLB Chris Slade (1)

1998 (3)
FIRST TEAM
CB Ty Law (1)
SECOND TEAM
TE Ben Coates (3)
S Lawyer Milloy (1)

1999 (1)
FIRST TEAM
S Lawyer Milloy (2)

2000-01 (0)
None

2002 (1)
FIRST TEAM
K Adam Vinatieri (1)

PATRIOTS **HONORS AND AWARDS**

ASSOCIATED PRESS ALL-PRO HONOREES

2003 (4)
FIRST TEAM
S Rodney Harrison (1)
CB Ty Law (2)
DT Richard Seymour (1)
SECOND TEAM
ILB Tedy Bruschi (1)

2004 (4)
FIRST TEAM
DT Richard Seymour (2)
SECOND TEAM
ILB Tedy Bruschi (2)
S Rodney Harrison (2)
SPECIAL TEAMS
K Adam Vinatieri (2)

2005 (2)
FIRST TEAM
DT Richard Seymour (3)
SECOND TEAM
QB Tom Brady (1)

2006 (1)
SECOND TEAM
DT Richard Seymour (4)

2007 (9)
FIRST TEAM
QB Tom Brady (2)
T Matt Light (1)
WR Randy Moss (1)
CB Asante Samuel (1)
LB Mike Vrabel (1)
SECOND TEAM
C Dan Koppen (1)
G Logan Mankins (1)
WR Wes Welker (1)
NT Vince Wilfork (1)

2008 (2)
FIRST TEAM
K Stephen Gostkowski (1)
SECOND TEAM
WR Wes Welker (2)

2009 (2)
FIRST TEAM
WR Wes Welker (3)
SECOND TEAM
G Logan Mankins (2)

2010 (6)
FIRST TEAM
QB Tom Brady (3)
G Logan Mankins (3)
ILB Jerod Mayo (1)
SECOND TEAM
CB Devin McCourty (1)
T Sebastian Vollmer (1)
NT Vince Wilfork (2)

2011 (4)
FIRST TEAM
TE Rob Gronkowski (1)
WR Wes Welker (4)
SECOND TEAM
G Logan Mankins (4)
NT Vince Wilfork (3)

2012 (2)
FIRST TEAM
NT Vince Wilfork (4)
SECOND TEAM
G Logan Mankins (5)

2013 (3)
SECOND TEAM
G Logan Mankins (6)
S Devin McCourty (2)
CB Aqib Talib (1)

2014 (3)
FIRST TEAM
TE Rob Gronkowski (2)
CB Darrelle Revis (1)
SECOND TEAM
K Stephen Gostkowski (2)

2015 (3)
FIRST TEAM
K Stephen Gostkowski (3)
TE Rob Gronkowski (3)
SECOND TEAM
LB Jamie Collins (1)

2016 (7)
FIRST TEAM
ST Matthew Slater (1)
SECOND TEAM
QB Tom Brady (4)
CB Malcolm Butler (1)
OL Marcus Cannon (1)
DB Nate Ebner (1)
LB Dont'a Hightower (1)
S Devin McCourty (3)

2017 (3)
FIRST TEAM
QB Tom Brady (5)
TE Rob Gronkowski (4)
SECOND TEAM
ST Matthew Slater (2)

2018 (2)
FIRST TEAM
CB Stephon Gilmore (1)
SECOND TEAM
KOR Cordarrelle Patterson (4)

2019 (3)
FIRST TEAM
CB Stephon Gilmore (2)
ST Matthew Slater (3)
SECOND TEAM
G Joe Thuney (1))

2020 (3)
FIRST TEAM
P Jake Bailey (1)
PR Gunner Olszewski (1)
SECOND TEAM
ST Matthew Slater (4)

2021 (2)
SECOND TEAM
DB J.C. Jackson (1)
ST Matthew Slater (5)

2022 (1)
FIRST TEAM
PR Marcus Jones (1)

2024 (2)
FIRST TEAM
ST Brenden Schooler (1)
SECOND TEAM
CB Christian Gonzalez (1)

2025 (2)
SECOND TEAM
PR Marcus Jones (2)
QB Drake Maye (1)

PATRIOTS **ALL PRO** RECORDS

MOST SELECTIONS
10 John Hannah (1976-85)
6 Mike Haynes (1976-80, 82)
6 Logan Mankins (2007, 09-13)
5 Matthew Slater (2016-17, 19-21)
5 Houston Antwine (1963, 66-69)
5 Nick Buoniconti (1963-67)
5 Tom Brady (2005, 07, 10, 16-17)

MOST CONSECUTIVE SELECTIONS
10 John Hannah (1976-85)
5 Nick Buoniconti (1963-67)
5 Mike Haynes (1976-80)
5 Logan Mankins (2009-13)
4 Houston Antwine (1966-69)
4 Richard Seymour (2003-06)
4 Andre Tippett (1985-88)

MOST FIRST TEAM SELECTIONS
7 John Hannah (1976, 78, 79-81, 83, 85)
4 Nick Buoniconti (1964-67)
4 Rob Gronkowski (2011, 14-15, 17)
3 Tom Brady (2007, 10, 17)
3 Larry Eisenhauer (1963-64)
3 Richard Seymour (2003-05)

PATRIOTS **HONORS AND AWARDS**

ASSOCIATED PRESS AWARDS

MOST VALUABLE PLAYER
1964 AFL MVP - WR/K Gino Cappelletti
1966 AFL MVP - RB Jim Nance
2007 - QB Tom Brady
2010 - QB Tom Brady
2017 - QB Tom Brady

OFFENSIVE PLAYER OF THE YEAR
2007 - QB Tom Brady
2010 - QB Tom Brady

DEFENSIVE PLAYER OF THE YEAR
2019 - CB Stephon Gilmore

OFFENSIVE ROOKIE OF THE YEAR
1988 - RB John Stephens
1991 - RB Leonard Russell
1995 - RB Curtis Martin

DEFENSIVE ROOKIE OF THE YEAR
1976 - CB Mike Haynes
2008 - LB Jerod Mayo

COMEBACK PLAYER OF THE YEAR
1966 - QB Babe Parilli
2005 - LB Tedy Bruschi
2009 - QB Tom Brady
2014 - TE Rob Gronkowski

COACH OF THE YEAR
1994 - Bill Parcells
2003 - Bill Belichick
2007 - Bill Belichick
2010 - Bill Belichick
2025 - Mike Vrabel

AFC OFFENSIVE PLAYERS OF THE WEEK

1984
QB Tony Eason (Week 3)

1986
QB Tony Eason (Week 11)

1988
QB Doug Flutie (Week 5)

1991
TE Marv Cook (Week 4)
WR Irving Fryar (Week 13)

1992
QB Scott Zolak (Week 11)

1994
QB Drew Bledsoe (Week 5,11)

1995
RB Curtis Martin (Week 10,13)

1996
QB Drew Bledsoe (Week 6)

1997
RB Curtis Martin (Week 3)

1998
QB Drew Bledsoe (Week 12)

1999
QB Drew Bledsoe (Week 2)
WR Terry Glenn (Week 4)

2000
QB Drew Bledsoe (Week 5)

2001
QB Tom Brady (Weeks 5, 11)
WR David Patten (Week 6)

2002
QB Tom Brady (Week 1,9)

2003
TE Daniel Graham (Week 8)
QB Tom Brady (Week 9, 17)

2005
QB Tom Brady (Week 5)

2007
QB Tom Brady (Week 3, 6, 7, 14, 17)
WR Randy Moss (Weeks 9, 11)

2008
QB Matt Cassel (Week 7,12)

2009
QB Tom Brady (Weeks 1, 6, 16)

2010
QB Tom Brady (Weeks 12, 13)

2011
QB Tom Brady (Weeks 1, 2, 16)
TE Rob Gronkowski (Week 14)

2012
QB Tom Brady (Weeks 4, 8, 14)

2013
QB Tom Brady (Week 12)
RB LeGarrette Blount (Week 17)

2014
RB Jonas Gray (Week 11)

2015
QB Tom Brady (Week 8)

2016
QB Tom Brady (Weeks 5, 11)
WR Julian Edelman (Week 17)

2017
QB Tom Brady (Weeks 2, 3, 10)
TE Rob Gronkowski (Week 15)
RB Dion Lewis (Week 16)

2025
QB Drake Maye (Week 13)
RB Rhamondre Stevenson (Week 18)

PATRIOTS **HONORS AND AWARDS**

AFC DEFENSIVE PLAYERS OF THE WEEK

1984
CB Ronnie Lippett (Week 11)
1985
LB Andre Tippett (Week 7)
S Fred Marion (Week 10)
1986
CB Ronnie Lippett (Week 5)
1987
LB Andre Tippett (Week 6)
1988
S Fred Marion (Week 7)
LB Johnny Rembert (Week 10)
1995
LB Chris Slade (Week 1)
1996
DE Willie McGinest (Weeks 8, 14)
1997
S Larry Whigham (Week 13)
1998
DT Chad Eaton (Week 14)
S Willie Clay (Week 16)
1999
DE Willie McGinest (Week 1)
LB Ted Johnson (Week 17)
2000
S Lawyer Milloy (Week 12)
2003
LB Tedy Bruschi (Weeks 2, 14)
LB Willie McGinest (Week 16)
2004
S Rodney Harrison (Week 2)
LB Tedy Bruschi (Weeks 4, 17)
2005
LB Tedy Bruschi (Week 8)
2006
DE Jarvis Green (Week 4)
CB Asante Samuel (Week 12)
2007
LB Mike Vrabel (Week 8)
CB Asante Samuel (Week 12)
2009
S Brandon Meriweather (Week 7)
CB Leigh Bodden (Week 11)
2010
S James Sanders (Week 10)
2011
DE Andre Carter (Week 10)
2014
DE Chandler Jones (Week 2)
2016
LB Dont'a Hightower (Week 6)
2019
LB Kyle Van Noy (Week 4)
2021
DB Adrian Phillips (Week 8)
2022
LB Matthew Judon (Week 5)
LB Josh Uche (Week 14)
S Kyle Dugger (Week 17)
2025
LB K'Lavon Chaisson (Week 7)

AFC SPECIAL TEAMS PLAYERS OF THE WEEK

1993
P Mike Saxon (Week 6)
1994
P Pat O'Neil (Week 16)
1995
K Matt Bahr (Week 11)
1996
P Tom Tupa (Week 9)
RB David Meggett (Week 17)
1998
K Adam Vinatieri (Week 12)
2000
NT Chad Eaton (Week 16)
2001
K Adam Vinatieri (Week 14)
P Ken Walter (Week 15)
2002
LB Larry Izzo (Week 3)
K Adam Vinatieri (Week 17)
2003
DE Richard Seymour (Week 7)
WR Bethel Johnson (Week 13)

2004
K Adam Vinatieri (Week 9)
2005
QB Doug Flutie (Week 17)
2006
RB Laurence Maroney (Week 7)
2007
CB Ellis Hobbs (Week 1)
2008
P Chris Hanson (Week 17)
2009
K Stephen Gostkowski (Week 9)
2010
OL Dan Connolly (Week 15)
2011
WR Julian Edelman (Week 11)
2012
DB Devin McCourty (Week 7)
2014
DL Chris Jones (Week 7)
WR Julian Edelman (Week 9)
P Ryan Allen (Week 14)

2015
K Stephen Gostkowski (Weeks 7, 10)
2016
K Stephen Gostkowski (Week 1)
P Ryan Allen (Week 3)
K Stephen Gostkowski (Week 13)
2017
RB Dion Lewis (Week 10)
K Stephen Gostkowski (Week 11)
2018
LB Dont'a Hightower (Week 7)
2019
P Jake Bailey (Weeks 3, 11)
ST Matthew Slater (Week 12)
2020
K Nick Folk (Weeks 9, 12)
PR Gunner Olszewski (Week 13)
2021
K Nick Folk (Week 5)
2022
K Nick Folk (Week 8)
DB Marcus Jones (Week 11)
2025
RB Antonio Gibson (Week 2)
CB Marcus Jones (Week 4)
K Andy Borregales (Week 12)

PATRIOTS **HONORS AND AWARDS**

AFC OFFENSIVE PLAYERS OF THE MONTH

1994
QB Drew Bledsoe (December)
2004
RB Corey Dillon (December)
2007
QB Tom Brady (September)
QB Tom Brady (October)
WR Randy Moss (November)
2009
QB Tom Brady (October)
2010
QB Tom Brady (December)
2011
QB Tom Brady (November)
QB Tom Brady (December/January)
2014
QB Tom Brady (October)
2015
QB Tom Brady (September)
2016
RB LeGarrette Blount (September)
QB Tom Brady (October)
2017
QB Tom Brady (November)

AFC DEFENSIVE PLAYERS OF THE MONTH

1986
DE Garrin Veris (November)
1996
DE Willie McGinest (October)
1997
LB Chris Slade (September)
2003
LB Mike Vrabel (December)
2004
S Eugene Wilson (September)
2013
DE Chandler Jones (November)
2019
DB Devin McCourty (September)
CB Stephon Gilmore (October)
2021
DB J.C. Jackson (November)
2025
CB Marcus Jones (October)

AFC SPECIAL TEAMS PLAYERS OF THE MONTH

1996
RB David Megget (December)
1998
K Adam Vinatieri (October)
1999
K Adam Vinatieri (September)
2001
WR Troy Brown (December)
2004
K Adam Vinatieri (November)
2008
K Stephen Gostkowski (October)
2013
K Stephen Gostkowski (October)
2015
K Stephen Gostkowski (September)
2018
K Stephen Gostkowski (October)

OFFENSIVE ROOKIES OF THE MONTH

2002
WR Deion Branch - AFC (September)
2021
QB Mac Jones - NFL (November)
2025
RB TreVeyon Henderson - NFL (November)

DEFENSIVE ROOKIES OF THE MONTH

2008
LB Jerod Mayo - AFC (October)
2012
DE Chandler Jones - AFC (September)
2023
DB Christian Gonzalez - NFL (September)

RON BURTON **COMMUNITY SERVICE AWARD**

In 2003, Patriots owner Robert Kraft established the annual New England Patriots Ron Burton Community Service Award. The honor recognizes the Patriots player who most embodies the qualities of Burton, who was the first player drafted by the team in 1960 and was known for his commitment to the community and helping others. The award is given annually at the New England Patriots Premiere, and the recipient is honored on a permanent trophy that resides in the New Balance Athletics Center.

RON BURTON AWARD WINNERS

2003 ..... Joe Andruzzi	2015 ..... Nate Solder
2004 ..... Troy Brown	2016 ..... Rob Gronkowski
2005 ..... Matt Light	2017 ..... Jordan Richards
2006 ..... Jarvis Green	2018 ..... Joe Cardona
2007 ..... Ty Warren	2019 ..... Kyle Van Noy
2008 ..... Larry Izzo	2020 ..... David Andrews
2009 ..... Kevin Faulk	2021 ..... Lawrence Guy
2010 ..... Vince Wilfork	2022 ..... Deatrich Wise Jr.
2011 ..... Jerod Mayo	2023 ..... Jonathan Jones
2012 ..... Zoltan Mesko	2024 ..... Brenden Schooler
2013 ..... Matthew Slater	2025 ..... Hunter Henry
2014 ..... Devin McCourty	2026 ..... Marcus Jones

Marcus Jones was presented the 2026 Ron Burton Community Service Award at the New England Patriots Premiere.

HISTORY

HISTORICAL TIMELINE: 1959-68

1959

Nov. 22 American Football League's owners meet at the Hotel Nicollet in Minneapolis, Minn., and vote unanimously in favor of admitting Boston to the AFL and granting the franchise to a group represented by Mr. William H. Sullivan, Jr. League founder Lamar Hunt notified Sullivan in a letter dated Nov. 18 that Boston would be admitted.

Nov. 22 Northwestern RB Ron Burton is selected as first draft choice and Syracuse RB Gerhard Schwedes is made first territorial choice.

Dec. Mike Holovak is named director of player personnel. He is the first executive hired.

Dec. 20 Clemson QB Harvey White becomes the first player to sign a Boston Patriots contract.

1960

Feb. 8 Lou Saban is appointed first head coach.

Feb. 20 As the result of a public contest, the team nickname of Patriots is chosen. The Patriots also announce that the team colors will be red, white and blue.

April 1 Boston University Field is named as the Patriots first home.

April 2 Patriots become first pro team in history to issue public stock.

April 19 Uniformed Patriot centering football (creative work of cartoonist Phil Bissell) is adopted as team logo.

July 4 Team opens first training camp at the University of Massachusetts, 350 players attended.

Aug. 14 Patriots play their first home game, a 24-14 preseason loss to the Dallas Texans before 11,000 fans at Harvard Stadium.

Sept. 9 In their first regular season game, the Patriots open with a 13-10 loss to Denver at BU Field before a crowd of 21,597.

Sept. 16 DB Chuck Shonta recovered a fumble on the final play of the game and ran for a touchdown to give the Patriots their first victory with a 28-24 advantage over the N.Y. Titans at the Polo Grounds in New York.

Nov. 25 The Patriots host the Houston Oilers in front of 27,123 fans at BU Field, recording the first sellout in the history of the AFL.

1961

Oct. 10 Mike Holovak replaces Lou Saban as head coach.

Dec. 17 The Patriots ended the season with a 41-0 shutout over San Diego to finish with a 9-4-1 record, second in the AFL Eastern Division.

1962

Sept. 16 Opened the season at Harvard Stadium and beat the Houston Oilers, 34-21. The Patriots played the remainder of their games at Boston University Field.

1963

Oct. 11 Patriots play their first game in Fenway Park and beat Oakland, 20-14.

Dec. 28 With a 26-8 victory over Buffalo, the Patriots win the AFL's Eastern Division title in the league's only season-ending tie-breaker game.

In the AFL's first ever preseason game on July 30, 1960, the Patriots defeat Buffalo 28-7 at War Memorial Stadium. Patriots DE Bob Dee (left) recovered a fumble for the league's first touchdown.

1964

Jan. 5 The Patriots fall in the AFL title game, 51-10, to the Chargers in San Diego.

Oct. 4 Gino Cappelletti boots six field goals in a win at Denver, setting the team's single-game record.

Dec. 20 Gino Cappelletti finished the season with 155 total points, an AFL record and ranks 13th in NFL history. He won AFL MVP honors.

1966

Rommie Loudd becomes the first African-American assistant coach in the AFL when Mike Holovak adds him to the Patriots coaching staff prior to the 1966 season. The following season, Loudd was named director of player personnel.

Dec. 17 Jim Nance rushes for 78 yards against the N.Y. Jets in the season finale giving him 1,458 yards rushing for the season, a Patriots single-season team record until 1995. Nance was later honored with the league's Most Valuable Player award.

1967

Aug. 13 Patriots played the Baltimore Colts of the NFL in a preseason game. It was the first time the Patriots had played an NFL team. The Patriots lost the game 33-3.

Dec. 17 Jim Nance finishes the season with 1,216 yards rushing and becomes the first player in AFL history to rush for over 1,000 yards in back-to-back seasons.

1968

Nov. 10 Gino Cappelletti became the first player in AFL history to score more than 1,000 points in his career, reaching the milestone on a 19-yard touchdown catch vs. San Diego.

HISTORICAL TIMELINE: 1969-81

1969

Jan. 30 Patriots appoint Clive Rush as vice president and head coach.

1970

Feb. 1 The AFL and NFL announce a merger, forming a common league with 26 teams, 13 in the American Football Conference and 13 in the National Football Conference.

April 4 Foxborough selected as the new playing site for the Patriots.

Sept. 23 Official ground-breaking ceremonies begin for the construction of the Patriots new stadium in Foxborough. The stadium opened nearly one year later.

Nov. 12 John Mazur replaces Clive Rush as head coach.

1971

Mar. 22 The Boston Patriots are renamed the New England Patriots.

Aug. 15 The Patriots make their debut at Schaefer Stadium in Foxborough. Gino Cappelletti kicked a 36-yard field goal for the first points scored in the stadium as the Patriots topped the N.Y. Giants, 20-14, before 60,423 fans.

1972

Feb. 17 The Patriots made financial history by paying first cash dividend of 15 cents per share.

1973

Jan. 26 Chuck Fairbanks is named head coach and general manager.

Jan. 30 The Patriots solidify their franchise for years to come when they select John Hannah (4th overall), RB Sam Cunningham (11th) and WR Darryl Stingley (19th) in the first round of the 1973 draft.

1975

Nov. 7 President William H. Sullivan, Jr. became the first majority owner in club history when he purchased additional voting stock to give him 88 percent of the franchise's voting stock.

1976

July 10 Patriots open their training camp for the first time at Bryant College in Smithfield, R.I. after spending the summers of 1969-75 at UMass-Amherst.

Dec. 5 Patriots defeat New Orleans, 27-6, in Foxborough to qualify for their first NFL playoff appearance and their first playoff appearance since the 1963 AFL Championship game.

Dec. 8 Non-voting stockholders approve offer of $15 per share made by Billy Sullivan to purchase all non-voting stock.

Dec. 18 Lost AFC divisional playoff game to the eventual Super Bowl Champion Oakland Raiders, 24-21, in the final 10 seconds of the game.

1977

Aug. 20 Work completed on installation of new surface (Super Turf) in Schaefer Stadium.

1978

Dec. 10 Patriots clinch their first outright divisional championship in the club's history with a last-minute 26-24 victory over Buffalo at home.

Dec 31 Patriots lose 31-14 to Houston in first playoff game ever played in Foxborough.

1979

April 2 Patriots announce that head coach and general manager Chuck Fairbanks has been released from his contract to assume duties as head football coach at the University of Colorado.

April 6 Francis "Bucko" Kilroy named general manager and former Patriots offensive coordinator Ron Erhardt is named head coach.

Sept. 3 Former wide receiver Darryl Stingley is named Executive Director of Player Personnel.

Dec 16 In a 27-23 victory over the Minnesota Vikings to close out the 1979 regular season, WR's Harold Jackson and Stanley Morgan became the first and second players in Patriots history to surpass the 1,000-yard receiving single-season mark. Jackson finished the 1979 campaign with 1,013 yards and Morgan totaled 1,002.

1980

Feb. 25 Paul Sonnabend resigns as Executive Director of the NFL Management Council and is appointed as Vice President and a member of the Board of Directors of the Patriots.

April 8 William H. "Billy" Sullivan, Jr., President of the Patriots, is re-elected as Chairman of the Board of NFL Properties.

1981

Nov. 29 RB Sam Cunningham, with 35 yards on nine carries against St. Louis at Foxboro, surpasses Jim Nance (5,323 yards on 1,323 carries) as the Patriots all-time career rushing leader.

HISTORICAL TIMELINE: 1982-86

1982

Jan. 15 Ron Meyer, head coach at Southern Methodist University from 1976-81, is named the eighth head coach in club history.

Dec. 12 The Patriots defeat the Miami Dolphins, 3-0, in the "Snow Plow Game." Mark Henderson used a snow plow to clear a kicking surface on the Schaefer Stadium turf for John Smith. Smith then connected on a 33-yard field goal which would be the only scoring of the game.

1983

Jan. 8 In their first playoff appearance since 1978, the Patriots lose to the eventual AFC Champion Miami Dolphins at the Orange Bowl, 28-13.

Feb. 16 General manager Bucko Kilroy is promoted to Vice President and Patrick Sullivan, assistant general manager for four years, is named general manager.

May 23 Schaefer Stadium is renamed Sullivan Stadium in honor of the founder and driving force behind the Patriots franchise, William H. "Billy" Sullivan, Jr.

June 29 Sullivan Stadium is officially re-dedicated and the Boston Pops perform a concert in the stadium that is free to the public.

1984

June 1 The Patriots organize a fan advisory board, a group of season ticket holders who will help advise the Patriots on how to make Sullivan Stadium a more exciting and more pleasant place to bring a family to watch an NFL game.

June 5 In the first-ever NFL Supplemental Draft, the Patriots select slotback Ricky Sanders of the Houston Gamblers, running back Eric Jordan of the Oakland Invaders and quarterback Walter Lewis of the Memphis Showboats of the USFL.

Oct. 25 Hall of Fame receiver Raymond Berry is named the head coach of the Patriots, replacing Ron Meyer. Berry, a former Patriots assistant coach, becomes the team's ninth head coach.

1985

Oct. 13 Raymond Clayborn establishes a new team record for consecutive starts by starting his 111th straight game. Ray Hamilton had the old mark of 110 (set Sept. 16, 1973 to Oct. 26, 1980). Clayborn celebrated the record-setting day by scoring his first professional touchdown on a 27-yard interception return vs. Buffalo.

Patriots head coach Raymond Berry was carried off the field by his players after the Patriots defeated the Miami Dolphins, 31-14, in the 1985 AFC Championship Game, advancing to Super Bowl XX.

Dec. 28 The Patriots defeated the New York Jets, 26-14, at The Meadowlands (East Rutherford, N.J.) in the AFC wild-card game. With the victory, the Patriots won their first NFL playoff game (the Patriots were 0-3 in the NFL playoffs prior to the game).

1986

Jan. 12 The Patriots defeated the Miami Dolphins, 31-14, to claim their first AFC Championship in team history. In doing so, the Patriots ended an 18-game losing streak at the Orange Bowl that began in 1967. Raymond Berry became the first Patriots head coach to lead his team to the Super Bowl.

Jan. 26 The Patriots reach the Super Bowl for the first time in team history, playing the Chicago Bears in Super Bowl XX in the Louisiana Superdome in New Orleans. The Bears won the game, 46-10.

HISTORICAL TIMELINE: 1986-93

1986 (CONT.)

Jan. 27 Defensive end Julius Adams retires after 15 years (all with the Patriots). He was the oldest active defensive lineman in the league at age 37 when he retired, and held the team record until 2000 with 210 games played.

June 12 Coach Raymond Berry, who led the Patriots to the AFC Championship and Super Bowl XX in his first full season as the team's head coach, signs new five-year contract.

June 30 John Hannah, who was selected to the Pro Bowl a then-team record nine times, announces his retirement. He retires after starting 183 games, a team record until 1999.

Sept. 7 1985 AFC Championship banner is raised at Sullivan Stadium in pregame ceremony prior to the season opener vs. Indianapolis. The banner is 10 feet wide and 15 feet long. Mr. William H. "Billy" Sullivan, Jr. is joined by the governors from each of the New England states.

Sept. 21 QB Tony Eason throws for a then team-record 414 yards. The Patriots lose to Seattle, 38-31, in the game played in Foxboro. Eason was 26-of-45 with three touchdowns and no interceptions.

Dec. 7 WR Stanley Morgan establishes a new team record for catches in one season with his 67th catch (had five catches on the day). Morgan, who finished the season with 84 catches, broke Derrick Ramsey's previous mark of 66 catches, set in 1984.

Dec. 31 NEP Partners purchase a three-year option to buy the Patriots.

1987

Nov. 29 Cornerback Raymond Clayborn ends his consecutive games played streak at 161. Clayborn broke Gino Cappelletti's record of 152 consecutive games played and Ray Hamilton's record 110 consecutive starts.

1988

July 28 Victor K. Kiam II, the owner and chief executive officer of Remington Products, Inc. of Bridgeport, Conn., agrees to purchase the team from William H. "Billy" Sullivan, Jr.

Oct. 28 Victor K. Kiam II becomes majority owner and chairman of the Patriots. Francis W. Murray, the minority owner, is the vice chairman. William H. "Billy" Sullivan, Jr., the founder and previous owner, remains as the team's president. The Kiam, Murray and Sullivan team is known as KMS Limited.

Nov. 23 K-Korp, a company co-owned by Robert Kraft, purchases Sullivan Stadium.

Dec. 4 Veteran wide receiver Stanley Morgan catches his 500th career reception vs. Seattle.

1989

Jan.6 Running back John Stephens is named the Old Spice/NFL Rookie of the Year.

1990

Sullivan Stadium is renamed Foxboro Stadium.

Feb.27 Rod Rust is named the head coach of the Patriots, replacing Raymond Berry (who was relieved of his duties on Feb. 26). Rust, a former Patriots defensive coordinator, becomes the team's 10th head coach.

Mar. 14 Former Patriots offensive guard John Hannah and cornerback Mike Haynes are selected to the National Football League's All-1980s team, while current linebacker Andre Tippett earned second-team honors.

Dec. 20 Sam Jankovich, the University of Miami's Athletic Director from 1982-90, is named the chief executive officer of the Patriots.

1991

Jan. 7 Dick MacPherson is named head coach of the Patriots, replacing Rod Rust (who was relieved of his duties on Jan. 4). MacPherson, the head coach at Syracuse for 10 seasons, becomes the team's 11th head coach.

May 3 The installation of a natural grass playing surface at Foxboro Stadium is completed.

July 27 Former Patriots offensive guard John Hannah is inducted into the Pro Football Hall of Fame in Canton, Ohio.

1992

May 11 James B. Orthwein purchases the controlling interest of the Patriots from Victor K. Kiam II. Orthwein becomes Chairman of the Board of the club, while Francis W. Murray, the club's minority owner, becomes President. Sam Jankovich remains the CEO.

Aug. Gino Cappelletti and Nick Buoniconti are inducted into the Patriots Hall of Fame.

1993

Jan.9 Sam Jankovich, the Patriots chief executive officer for the past two seasons, resigns.

Jan.21 Bill Parcells is named head coach of the Patriots, replacing Dick MacPherson (who was relieved of his duties on Jan. 8). Parcells becomes the team's 12th head coach. In addition, Patrick Forte is named Executive Vice President of Football Operations and James Hausmann is named Executive Vice President of Business Operations.

Mar. 31 The Patriots unveil their new logo and uniforms at a press conference at the Four Seasons Hotel in Boston. The new icon features a streamlined head of a minuteman while the primary color of the uniforms changes from red to blue.

HISTORICAL TIMELINE: **1993-96**

Aug. 18 Bob Dee, Jim Lee Hunt, Steve Nelson and Babe Parilli are inducted into the Patriots Hall of Fame.

1994

Jan. 2 Patriots LB Andre Tippett sacked Dolphin QB Scott Mitchell to record his 100th career sack. Tippett leads all Patriots with 100 sacks (Julius Adams ranks second with 80½).

Jan. 21 Robert K. Kraft becomes the Patriots fourth owner in the club's 35-year history with an agreement to purchase the team from James Orthwein.

Andre Tippett played in the final game of his career on Jan. 2, 1994. In that game, he sacked Miami's Scott Mitchell to end his career with a team-record 100.0 sacks.

Feb. 25 The sale of the Patriots from James Orthwein to Robert K. Kraft becomes official.

On January 21, 1994 Robert K. Kraft becomes the Patriots fourth owner in the club's 35-year history with an agreement to purchase the team from James Orthwein.

On February 26, 1994, Patriots fans respond to the sale by braving a snow storm to purchase 5,958 season tickets. The one-day mark is a Patriots single-day sales record.

Feb. 26 Patriots fans respond to the sale by purchasing 5,958 season tickets, a Patriots single-day sales record.

May 12 Andre Tippett is appointed director of player resources upon his announced retirement.

June 1 Second-round draft choice Kevin Lee becomes the 10th and final 1994 Patriots draft choice to sign a contract. The 37-day signing period is the fastest reported to the league since the 1970 AFL-NFL merger.

Nov. The Patriots announce WBCN - 104.1 FM as the team's new radio flagship station after reaching a three-year agreement.

Dec. 24 The Patriots defeat the Chicago Bears, 13-3, clinching the team's first playoff berth since 1986.

1995

Jan. 1 The Cleveland Browns defeat the Patriots 20-13 in a Wild Card playoff game.

Feb. 9 The Patriots announce Boston's ABC affiliate WCVB-TV (Channel 5) as their preseason television flagship station. WCVB will televise preseason games and a weekly Patriots show, called Patriots All-Access.

Apr. 3 The Patriots publish their premier issue of Patriots Football Weekly, the team's official newspaper.

Apr. 29 For the first time in franchise history, every home game is sold out before the season begins as the remaining 15,000 tickets are sold individually to non-season ticket holders.

1996

July 20 Owner Robert Kraft signs QB Drew Bledsoe to a seven-year contract extension.

Dec. 8 The Patriots clinch their second playoff berth in two years by defeating the N.Y. Jets, 34-10.

Dec. 15 The Patriots clinch their first AFC Division title since 1986.

Dec. 21 The Patriots score 23 unanswered second-half points and defeat the N.Y. Giants, 23-22, to secure a first-round playoff bye and first home playoff game since 1978. WR Terry Glenn finished the 1996 season with 90 receptions, setting a new league rookie reception record (83 by Earl Cooper - 1980).

HISTORICAL TIMELINE: 1997-2000

1997

Jan. 5 The Patriots win their first home playoff game in team history by defeating the Pittsburgh Steelers 28-3 in Foxboro Stadium.

Jan. 12 Otis Smith's 47-yard fumble return for a touchdown with 2:36 remaining enabled the Patriots to defeat the Jacksonville Jaguars 20-6 and earn their second AFC Championship and a trip to Super Bowl XXXI.

Jan. 26 The Patriots lose 35-21 to the Green Bay Packers in Super Bowl XXXI. The two teams set a Super Bowl record for the most points scored by two teams in the first quarter with 24. At the time, the game was the fourth most-watched program in television history.

Jan. 31 Bill Parcells steps down as head coach.

Feb. 3 The Patriots name Pete Carroll as their 13th head coach. Carroll, former head coach of the New York Jets in 1994, spent the '95 and '96 seasons as defensive coordinator of the San Francisco 49ers.

July 26 Former Patriot CB Mike Haynes is inducted into the Pro Football Hall of Fame.

Aug. 25 The Patriots introduce the world's first direct to digital nightly video webcast. The webcast contains everything from Patriots player interviews and press conferences to game reviews and previews.

Sept. 21 For the third time in team history, and first since 1974, the Patriots started the 1997 season 4-0 with a 31-3 victory over Chicago.

Dec. 22 The Patriots clinched their second consecutive AFC East Division Championship with a 14-12 victory over the Miami Dolphins. It was their first back-to-back division championships in franchise history and their third playoff appearance in four years. With their victory over the Dolphins, the Patriots finished the 1997 season 7-1 against their division opponents, which tied a then-franchise record.

Dec. 28 The Patriots won their third home playoff game in two years when they defeated the Miami Dolphins, 17-3.

1998

Jan. 3 The Patriots lost 7-6 to the Pittsburgh Steelers in the Divisional Playoff round.

Feb. 23 William H. "Billy" Sullivan Jr., the founder of the New England Patriots, died at the age of 82 in Atlantis, Fla.

Dec. 13 QB Drew Bledsoe completed a 4-yard pass to TE Lovett Purnell to become the Patriots all-time leading completion leader, surpassing Steve Grogan (1,876).

Dec. 20 The Patriots defeat the San Francisco 49ers, 24-21, to qualify for the playoffs for the third consecutive year.

1999

Jan. 3 Jacksonville Jaguars defeat the Patriots, 25-10, in a Wild Card playoff game.

Feb. 7 Patriots CB Ty Law returns an interception 67 yards for a touchdown to propel the AFC to a 23-10 victory in the Pro Bowl. Law, who was selected to play in the game for the first time, was named co-MVP for his efforts.

June "Patriots All-Access," the Patriots weekly television show wins a New England Emmy for Best Sports Series.

June 21 The Patriots sold all their remaining tickets for every regular season game in just 90 minutes.

Nov. 15 Patriots linebacker Andre Tippett is inducted into the Patriots Hall of Fame.

Dec. 6 In a Foxborough town meeting, over 93 percent of the town's residents voted in favor of passing six necessary articles to approve the stadium project.

2000

Jan. 27 Patriots name Bill Belichick the 14th head coach in franchise history.

April 18 The Patriots unveil the designs for their new stadium in a press conference at the Seaport Hotel in Boston. Newly designed team uniforms feature a color change from a royal blue to Nautical Blue.

June 15 Gillette Stadium's first concrete foundation is poured.

Oct. 1 Quarterback Drew Bledsoe became the Patriots all-time leading passer, surpassing Steve Grogan's total of 26,886 yards.

Nov. 19 Tackle Bruce Armstrong became the Patriots all-time leader in games played when he started his 207th career game vs. Cincinnati.

HISTORICAL TIMELINE: **2001-02**

2001

April 3 In celebration of a long-standing construction tradition, the final beam was hoisted into place at Gillette Stadium to signify the "topping off" of the structure's steel.

July 30 The Neponset River is daylighted and diverted into a new corridor on the stadium site.

Aug. 6 Patriots quarterback coach Dick Rehbein died due to a heart condition at the age of 45.

Aug. 6 Seat installation begins at Gillette Stadium.

Sept. 30 Former tackle Bruce Armstrong is inducted into the Patriots Hall of Fame.

Oct. Installation of the new scoreboards and video boards begins at Gillette Stadium.

Nov. 19 The grass playing surface is installed at Gillette Stadium.

2002

Jan. 6 The Patriots defeated the Carolina Panthers, 38-6, and finished the 2001 season with an 11-5 record. They tied a then franchise record with 11 victories and claimed their third AFC East title in six seasons.

Jan. 19 In a driving snowstorm, the Patriots beat the Oakland Raiders, 16-13 in overtime, in the final game at Foxboro Stadium to advance to the AFC Championship Game.

Jan. 27 The Patriots beat the Pittsburgh Steelers, 24-17, to advance to the Super Bowl for the third time in their history and the second time in the last six years.

Feb. 3 The Patriots claimed the first Super Bowl championship of their 42-year history with a 20-17 win over the St. Louis Rams in Super Bowl XXXVI in New Orleans. Patriots kicker Adam Vinatieri nailed a 48-yard field goal as time expired to bring the Lombardi Trophy home to New England.

Feb. 5 The state of Massachusetts held a victory parade for the Patriots. The parade traveled through downtown Boston and concluded with a rally at city hall. Approximately 1.25 million people attended the event.

Feb. 13 The Patriots traveled to Rhode Island as part of their Super Bowl trophy tour for a rally held by the state to congratulate the franchise for their victory in Super Bowl XXXVI.

Feb. 18 Demolition of Foxboro Stadium begins.

March 5 The Patriots held the red-carpet premiere of their Super Bowl XXXVI video at the Loews Theatre at Boston Common.

March 28 The NFL released its 2002 schedule and the Patriots were featured in a franchise record six nationally televised games.

April 1 The Patriots and their Super Bowl trophy were on hand at Fenway Park for opening day of the 2002 Boston Red Sox season. In a pre-game ceremony, each of the players in attendance threw out the first pitch of the season.

April 2 The Patriots were invited to the White House and were congratulated on their victory in Super Bowl XXXVI by the President of the United States, George W. Bush.

April 10 The Patriots traveled to New Hampshire and Vermont as part of their Super Bowl Trophy Tour and took part in rallies in both states to celebrate their victory in Super Bowl XXXVI.

April 17 The Patriots continued their Super Bowl Trophy Tour with a trip to Maine.

HISTORICAL TIMELINE: 2002-04

2002 (CONT.)

May 6 The Patriots moved into their new offices and facilities at their new stadium.

May 9 The New England Revolution soccer team participated in the first practice held at the new stadium.

May 11 The Revolution played in the first game at the new stadium. In the stadium's "soft opening," the lower seating bowl and concourse are opened to the public for the first time.

June 1 Demolition of Foxboro Stadium is completed.

June 4 The Patriots traveled to Connecticut as part of their Super Bowl Trophy Tour to thank their fans for their support.

June 6 The Patriots open a three-day minicamp, the first time the entire team worked together at the new stadium.

June 9 Robert Kraft hosted the Patriots Super Bowl ring ceremony at the Boston Harbor Hotel.

Aug. 5 Patriots signed a 15-year agreement with the Gillette Company for exclusive naming rights to Gillette Stadium.

Aug. 17 Patriots host first football game at Gillette Stadium,

a 16-15 preseason victory over the Philadelphia Eagles.

Sept. 9 Patriots host the grand opening of Gillette Stadium against the Pittsburgh Steelers on Monday Night Football. The Patriots defeated the Steelers 30-14.

Sept. 22 Troy Brown established a single-game franchise record with 16 catches vs. Kansas City.

Dec. 8 The Patriots extended their radio agreement with WBCN.

Dec. 16 Robert and Jonathan Kraft named 2002 Sports Industrialists of the Year by The Sports Business Daily.

2003

Aug. 27 Robert Kraft presents offensive lineman Joe Andruzzi with the first annual New England Patriots Ron Burton Community Service Award. The award is presented in honor of Burton, the first draft choice in team history and a dedicated member of the New England community.

Dec. 7 The Patriots defeated the Miami Dolphins, 12-0, in snowy Foxborough to claim the seventh division title in franchise history.

Dec. 27 New England closed out the then-best regular season in franchise history with a 31-0 shutout over the Buffalo Bills to finish the season with a 14-2 record, the best mark in the NFL.

2004

Jan. 10 In the coldest game in team history (four degrees), the Patriots beat Tennessee 17-14 in the divisional playoffs at Gillette Stadium.

Jan. 18 New England hosted the AFC Championship for the second time in club history and advanced to the fourth Super Bowl in team annals with a 24-14 win over the Indianapolis Colts.

Jan. 21 Robert K. Kraft celebrated the 10th anniversary of his purchase of the franchise.

Feb. 1 The Patriots won the Super Bowl for the second time in three seasons with a thrilling 32-29 victory over Carolina in Super Bowl XXXVIII at Reliant Stadium in Houston.

Feb. 3 More than 1.5 million Patriots fans jammed the streets of Boston for a victory parade that ends with a rally at City Hall Plaza.

March 21 The Patriots brought the Lombardi Trophy to Manchester, N.H., to celebrate their Super Bowl XXXVIII victory with the fans of New Hampshire.

April 7 The Patriots brought the Lombardi Trophy to a victory parade in Portland, Maine.

April 9 Robert Kraft threw out the first pitch at the Boston Red Sox 2004 Opening Day ceremonies at Fenway Park.

April 22 The Patriots released the DVD "3 Games to Glory II," at a premiere event in Randolph, Mass. The two-disc set contains nearly five hours of features chronicling and commemorating the Patriots record-setting 2003 season.

May 8 The Patriots brought the Lombardi Trophy to Water Fire in Providence, R.I., to share their Super Bowl victory with the fans of Rhode Island.

HISTORICAL TIMELINE: 2004-06

2004 (CONT.)

May 10 The Patriots visited the White House, where they were honored by President George W. Bush.

June 13 Robert Kraft presented the Patriots with Super Bowl XXXVIII rings in a ceremony at his home.

Sept. 9 The Patriots opened the NFL's 2004 regular season with a 27-24 victory over Indianapolis in a Thursday prime-time matchup at Gillette Stadium. Robert Kraft unveiled the team's second Super Bowl Championship Banner as part of a star-studded pregame ceremony that included musical performances from Elton John, Toby Keith, Destiny's Child and Lenny Kravitz.

Oct. 10 New England set the all-time pro football record with its 19th consecutive victory, a 24-10 win over the Miami Dolphins at Gillette Stadium. The winning streak eventually extended to 21 games.

Dec. 12 The Patriots clinched their eighth AFC East crown following a 35-28 win over Cincinnati in Foxborough.

2005

Jan. 16 New England advanced to the AFC Championship Game with a 20-3 victory over Indianapolis amid snowy conditions at Gillette Stadium. The Patriots held the highest-scoring offense in the NFL to just a field goal.

Jan. 23 The Patriots won their fifth AFC Championship with a 41-27 victory over the Pittsburgh Steelers at Heinz Field, setting a franchise playoff record for points against the NFL's top defense.

Feb. 6 The Patriots outlasted the Philadelphia Eagles in Super Bowl XXXIX, posting a 24-21 win for their third championship. The Patriots became just the second franchise in NFL history to win three out of four Super Bowls.

Feb. 8 More than a million fans line the streets of Boston as the Patriots take part in a rolling rally through the city.

March 20 The Patriots brought the Lombardi Trophy to Manchester, N.H., to celebrate with the fans of New Hampshire.

April 8 The Patriots brought the Lombardi Trophy to a victory parade in Portland, Maine.

April 13 The Patriots returned to the White House to be honored as champions by President Bush.

April 21 The commemorative DVD "3 Games to Glory III" was released at a premiere event in Randolph, Mass.

2005 (CONT.)

June 12 Robert Kraft presented the Patriots with Super Bowl XXXIX rings in a ceremony at his home.

Sept. 8 The Patriots raised their third Super Bowl banner prior to a 30-20 victory over the Oakland Raiders in the 2005 regular season opener.

Sept. 19 Forbes magazine names the Patriots "The Best Team in Sports" and Robert Kraft appears on the cover of the issue.

Dec. 4 On a snowy day, the Patriots defeat the New York Jets, 16-3, to improve to 9-0 all-time in snow games in Foxborough.



Dec. 12 Quarterback Tom Brady is named Sports Illustrated's Sportsman of the Year.

Dec. 17 The Patriots clinch their third straight AFC East title with a 28-0 victory over Tampa Bay in Foxborough. The title marked New England's fourth division championship in a five-year span.

2006

Jan. 1 The Patriots celebrate the 25th anniversary of the 1985 AFC Championship team by honoring 50 former players and coaches at halftime of the 2005 regular season finale at Gillette Stadium.

Jan. 7 The Patriots defeat the Jacksonville Jaguars, 28-3, in a wild card playoff game. The victory was New England's 10th consecutive playoff win, setting an all-time NFL record.

Nov. 5 Troy Brown grabs his 535th career reception, in a game against the Indianapolis Colts, passing Stanley Morgan (534 receptions) to become the Patriots all-time receptions leader.

Dec. 24 The Patriots capture their fourth consecutive AFC East title with a 24-21 victory over the Jacksonville Jaguars. Their four straight titles ties the AFC East division record.

HISTORICAL TIMELINE: 2007-08

2007

Jan. 7 New England defeats the N.Y. Jets, 37-16, in a first-round playoff game at Gillette Stadium. The Patriots streak of four straight seasons with a playoff victory tied the fifth longest such streak in NFL history.

Jan. 14 The Patriots advance to their third AFC Championship Game in four seasons with a 24-21 road win against the top-seeded San Diego Chargers.

May 20 The Kraft Group makes public its plans for Patriot Place, a super-regional shopping and entertainment destination on the grounds of Gillette Stadium. The development will include a mix of more than 70 retail and entertainment options for visitors.

May 20 The Kraft Group unveils its vision for The Hall at Patriot Place, a football-themed museum to be located within the larger Patriot Place development and slated to open in Fall 2008. The Hall will honor Patriots greats and will give fans an opportunity to celebrate the team's championship tradition through a cutting-edge multimedia experience.

Aug. 27 Stanley Morgan is enshrined in the Patriots Hall of Fame in an induction ceremony at the Patriots Kick-off Gala at Gillette Stadium.

Sept. 6 Robert Kraft is ranked as the top NFL owner on Sports Business Journal's list of the 20 most influential people in the NFL.

Sept. 9 Ellis Hobbs returns a kickoff 108 yards for a touchdown in the Patriots season opener, setting an NFL record for the longest kickoff return in league history.

Oct. 21 Tom Brady throws a franchise-record six touchdown passes in a 49-28 win over the Dolphins. His 158.3 passer rating in the game is the second perfect rating in Patriots history.

Nov. 4 Tom Brady throws his 33rd touchdown pass of the season, setting a franchise record in a 24-20 victory over Indianapolis Colts. The game between the 7-0 Patriots and the 8-0 Colts was the latest matchup of undefeated teams in NFL history.

Nov. 14 Bass Pro Shops holds its grand opening at Patriot Place.

Nov. 18 The Patriots tie a franchise record for points in a 56-10 win at Buffalo. Randy Moss sets a team record with four touchdown catches.

Nov. 19 A topping off ceremony is held for The Hall at Patriot Place.

Dec. 3 The then-largest audience in cable television history (17.5 million) watches the Patriots thrilling last-minute 27-24 victory over Baltimore on Monday Night Football.

Dec. 9 The Kraft Group and CBS Corp. announce plans to launch The CBS Scene Restaurant and Bar, a 15,000 sq. ft. state-of-the-art entertainment and sports venue at Patriot Place.

Dec. 29 The Patriots defeat the New York Giants, 38-35, to complete the first 16-0 regular season in NFL history. Tom Brady sets a new NFL record with his 50th touchdown pass and Randy Moss sets a league mark with his 23rd touchdown reception. The Patriots finish the season with a league-record 589 points and 75 touchdowns.

Randy Moss set an NFL record with his 23rd touchdown catch of the season on Dec. 29, 2007 in a game against the New York Giants.

2008

Jan. 5 Tom Brady is named the NFL's Most Valuable Player by the Associated Press.

Jan. 20 The Patriots win their sixth AFC Championship with a 20-12 victory over San Diego at Gillette Stadium, advancing to Super Bowl XLII with an unprecedented 18-0 record.

Jan. 27 More than 15,000 fans and Massachusetts Governor Deval Patrick participate in a snowy send-off rally at Gillette Stadium as the Patriots depart for Arizona and Super Bowl XLII.

Feb. 2 Andre Tippett is elected to the Pro Football Hall of Fame, becoming the second player to earn the honor after playing his entire career as a Patriot.

Feb. 3 The Patriots fall to the New York Giants, 17-14, in Super Bowl XLII. The Patriots take a 14-10 lead with 2:42 remaining, but a Giants touchdown with 0:35 left clinches the game.

Mar. 11 The Hall at Patriot Place launches the website newenglandfootball.com, an initiative to promote high school football in New England.

July 7 Ben Coates is elected to the Patriots Hall of Fame by fan voting on Patriots.com.

Aug. 2 Andre Tippett is inducted into the Pro Football Hall of Fame in Canton, Ohio. He is presented by Patriots Chairman and CEO Robert Kraft, and joins John Hannah as the only career Patriots in the Pro Football Hall of Fame.

Sept. 6 The Kraft Group and CBS open CBS Scene Restaurant & Bar, a three-story, 15,000-square-foot, one-of-a-kind entertainment and dining destination at Patriot Place, with a star-studded red carpet event.

HISTORICAL TIMELINE: 2008-09

2008 (CONT.)

Sept. 18 A ribbon-cutting ceremony is held at The Hall at Patriot Place presented by Raytheon, unveiling a first-of-its-kind experience that showcases the history of the New England Patriots, provides a permanent home for the franchise's Hall of Fame and promotes math and sciences education through football.

Sept. 20 In a ceremony attended by thousands of Patriots fans outside The Hall at Patriot Place, 12 members of the Patriots Hall of Fame were re-inducted and Ben Coates was inducted as the 13th member.

Patriots Hall of Famers (from left) Ben Coates, Stanley Morgan, Steve Grogan, Mike Haynes, Andre Tippett, Nick Buoniconti, Steve Nelson, John Hannah and Vito "Babe" Parilli were honored at halftime of a Sept. 21, 2008 game at Gillette Stadium as part of the inaugural Induction Weekend at The Hall at Patriot Place presented by Raytheon.

Sept. 22 The Hall at Patriot Place presented by Raytheon opens to the public.

Sept. 25 Wide receiver Troy Brown announces his retirement from football. His significant contributions in all three phases of the game – offense, defense and special teams – made him one of the most beloved players in the history of the Patriots franchise.

Oct. 20 Andre Tippett, a member of the Pro Football Hall of Fame Class of 2008, is honored at Andre Tippett Night at Gillette Stadium.

2009

Jan. 22 The Patriots unveil their 50th season logo, which will brand all of the team's activities in 2009.

Mar 24 On the occasion of the team's 50th season, Patriots Chairman and CEO Robert Kraft inducts William H. "Billy" Sullivan, the team's founder, into the Patriots Hall of Fame as the first contributor to be enshrined.

2009 (CONT.)

June 10 Jim Nance is elected to the Patriots Hall of Fame by fan voting on Patriots.com.

Oct. 18 The Patriots set team records for points in a game (59) and total net yards (619) in a 59-0 victory vs. Tennessee in snowy conditions at Gillette Stadium. Tom Brady sets an NFL record with five touchdown passes in the second quarter.

Oct. 25 The Patriots play their first game on foreign soil as part of the NFL's International Series in front of 84,000 fans at London's historic Wembley Stadium.

The Patriots defeat the Tampa Bay Buccaneers, 35-7.

Nov. 30 Tom Brady passes Drew Bledsoe (29,657) to become New England's all-time passing leader.

Dec. 6 Randy Moss and Wes Welker both go over 1,000 yards receiving at Miami to become the first Patriots players and only the sixth set of players in NFL history to have three straight 1,000-yard seasons.

Dec. 13 Wes Welker reaches 100 receptions for the third consecutive season on a 6-yard pass from Tom Brady in the third quarter vs. Carolina. Welker reached 100 receptions in his 11th game of the season to tie Marvin Harrison for the fewest individual games played to reach 100 receptions in a season in NFL history.

Dec. 20 The Patriots beat Buffalo, 17-10, to win their ninth game of the season and become the first team to win more than half of their games in nine straight seasons since free agency began in 1993 and only the fifth team to do so since the 1970 merger.

Dec. 27 The Patriots clinch the AFC East Division title for the seventh time in nine seasons with a 35-7 victory over the Jacksonville Jaguars at Gillette Stadium. The Patriots earned their 11th playoff berth in the 16 seasons since Robert Kraft purchased the team.

HISTORICAL TIMELINE: 2010-11

2010

June 14 Sam "Bam" Cunningham, the franchise's all-time leading rusher, is selected by fans as the 2010 inductee to the Patriots Hall of Fame.

Aug. 2 Patriot Place announces the completion of a photovoltaic power system that will generate approximately 525 kilowatts of clean, renewable solar power at Patriot Place.

Oct. 4 The Patriots become the first team in NFL history to score a touchdown five different ways in the same game at Miami. The Patriots score a rushing touchdown, a receiving touchdown, have a kickoff returned for a touchdown, block a field goal that is returned for a touchdown and return an interception for a touchdown.

Oct. 23 Gillette hosts the "Colonial Clash" between the University of Massachusetts and the University of New Hampshire, the first college football game ever to be played at Gillette Stadium.

Nov. 25 Tom Brady records a perfect quarterback rating after finishing 21-of-27 for 341 yards with four touchdowns and no interceptions in a 45-24 victory at Detroit on Thanksgiving Day. It is the second time in his career that he has finished with a perfect rating (10/21/07 at Miami), making him the third player ever to have more than one game with a perfect rating (min. 20 attempts).

Dec. 12 New England qualifies for the playoffs for the 18th time in its 51-year history with a 36-7 win at Chicago to mark the 12th playoff appearance in the 17 years that Robert Kraft has owned the franchise.

Dec. 26 The Patriots clinch the AFC East Championship and the AFC's top seed, including home-field advantage throughout the playoffs with a 34-3 victory at the Buffalo Bills.

Dec. 28 QB Tom Brady, G Logan Mankins, LB Jerod Mayo, CB Devin McCourty, S Brandon Meriweather and DL Vince Wilfork are selected to the 2011 AFC Pro Bowl team. (WR Wes Welker and LT Matt Light are later added to the roster.)

2011

Jan. 2 BenJarvus Green-Ellis rushes for 80 yards in the regular season finale against the Dolphins to give him 1,008 yards on the season. He becomes the 11th New England player to record a 1,000-yard rushing season and the first since Corey Dillon in 2004.

Jan. 2 New England head coach Bill Belichick guides the Patriots to an NFL-best 14-2 after a 38-7 win over Miami. Belichick becomes the first head coach ever to win at least 14 regular season games in four separate seasons.

Feb. 2 Bill Belichick is named the Associated Press Coach of the Year for the third time in his career.

Feb. 3 The Patriots offensive line is named the 2010 Madden Most Valuable Protectors.

Feb. 6 Tom Brady is named the Associated Press NFL Most Valuable Player for the second time in his career. He is the first ever unanimous selection.

Mar. 27 Jon Morris selected to the Patriots Hall of Fame by 10-person senior selection committee.

May 16 Drew Bledsoe is elected to the Patriots Hall of Fame in voting by fans on Patriots.com.

July 25 Robert Kraft and Colts C Jeff Saturday share a now-iconic moment during a news conference announcing the end of the four-and-a-half-month lockout. Kraft was recognized by the players and owners as critical in getting the deal done.

Aug. 11 The Patriots dedicate the 2011 season to the late Myra Kraft and debut "MHK" patches on player jerseys and coaching apparel to be worn throughout the season in her honor.

Dec. 18 With a win at Denver, the Patriots clinch a playoff birth for the 13th time in the 18 seasons since Robert Kraft purchased the team in 1994.

Dec. 27 Eight Patriots are selected to the Pro Bowl: Tom Brady, Andre Carter, Rob Gronkowski, Logan Mankins, Matthew Slater, Brian Waters, Wes Welker and Vince Wilfork.

HISTORICAL TIMELINE: 2012-13

2012

Jan. 14 The Patriots set single-game playoff franchise records for points (45) and yards (509) at home in a 45-10 AFC Divisional round win over Denver.

Jan. 22 New England advanced to its seventh Super Bowl (sixth of the Kraft era) as a last-minute Ravens field goal attempt sails wide left and the Patriots hang on for a 23-20 victory.

Feb. 5 The Patriots fell behind to the Giants early and battled back to claim a 17-9 second-half lead. But the N.Y. Giants engineered an 88-yard touchdown drive late in the fourth quarter to defeat the Patriots, 21-17, in Super Bowl XLVI.

May 7 Veteran T Matt Light formally announces his retirement in a press conference at the Hall at Patriot Place presented by Raytheon after a stellar 11-year NFL career. Chairman and CEO Robert Kraft and head coach Bill Belichick shared their memories in front of a packed house that included fans, media, family members as well as the entire offensive line.

June 4 Troy Brown is elected to the Patriots Hall of Fame in voting by fans on Patriots.com.

July 20 Longtime Patriots radio color analyst Gino Cappelletti announces his retirement from the broadcast booth. Former Patriots QB Scott Zolak replaces him in the booth.

Oct. 9 Veteran RB Kevin Faulk formally announces his retirement in a press conference at the Hall at Patriot Place presented by Raytheon. Faulk, a 1999 second-round pick (46th overall) out of LSU, ended his career as the Patriots all-time leading return specialist, totaling 5,041 combined return yards (4,098 kick return yards and 943 punt return yards). Faulk ranks fifth in Patriots history in rushing yards (3,607), fifth in receptions (431), 12th in pass receiving yards (3,701) and sixth in total punt return yards (943).

Oct. 28 The Patriots play their second game on foreign soil as part of the NFL's International Series in front of 84,000 fans at London's historic Wembley Stadium. The Patriots defeat the St. Louis Rams, 45-7.

Dec. 2 Patriots defeat the Dolphins to clinch their 15th division crown in franchise history, marking the second earliest the team has wrapped up the division title (Nov. 25, 2007).

Dec. 10 With a 42-14 win over the Houston Texans on Monday Night Football, the Patriots reached at least 10 regular season wins for the 10th consecutive season. San Francisco (16) is the only other team to accomplish that feat.

Dec. 27 Seven Patriots are selected to the Pro Bowl: Tom Brady, Rob Gronkowski, Logan Mankins, Jerod Mayo, Matthew Slater, Wes Welker and Vince Wilfork.

2012 (CONT.)

Dec. 30 During a pregame ceremony to honor Gil Santos and Gino Cappelletti, Patriots Chairman and CEO Robert Kraft announced that Santos, the legendary Voice of the New England Patriots, would be a 2013 inductee into the Patriots Hall of Fame. Santos becomes just the second non-player to earn the honor as a contributor for his off-field contributions to the team. The Patriots went on to defeat the Dolphins, 28-0 and clinch the No. 2 seed in the AFC.

2013

Jan. 20 The Patriots fall to the Ravens, 28-13, in the AFC Championship game, marking only the second time in team history the club has dropped a conference championship game.

May 21 Tedy Bruschi is elected to the Patriots Hall of Fame in voting by fans on Patriots.com.

Nov. 24 The Patriots came back from a 24-point deficit to defeat the Denver Broncos, 34-31, in overtime, marking the largest comeback win in team history. New England trailed 24-0 at halftime.

Dec. 22 The New England Patriots put on a performance worthy of a division champion as they breezed to a 41-7 victory over the defending Super Bowl Champion Baltimore Ravens. The Patriots (11-4) were assured of their fifth straight AFC East title before the game started when Miami lost at Buffalo. New England qualified for the playoffs 21 times in its history and 15 times under owner Robert Kraft. It marks the 11th division crown for Bill Belichick, tied with Don Shula for the most division titles since the 1970 merger. Tom Brady has now led the Patriots to 11 division titles, more than any other starting quarterback in NFL history.

Dec. 27 Four Patriots are selected to the Pro Bowl: Tom Brady, Logan Mankins, Matthew Slater and Aqib Talib. Stephen Gostkowski would also be added later.

HISTORICAL TIMELINE: **2014-15**

2014

Jan. 11 The Patriots defeat the Indianapolis Colts, 43-22, in a Divisional Playoff at Gillette Stadium, notching 40 points in a Divisional Round game for the third straight year. RB LeGarrette Blount tied a team playoff record with 166 rushing yards and set a franchise record with four touchdowns (regular season or playoffs).

Jan.19 The Patriots lose the AFC Championship Game in Denver, 26-16, marking the team's third straight appearance in the conference title game and its second consecutive defeat.

May 19 Ty Law is elected to the Patriots Hall of Fame by fan voting on Patriots.com.

Oct. 5 Tom Brady becomes the sixth quarterback in NFL history to reach 50,000 passing yards in a win vs. Cincinnati.

Nov. 2 WR Julian Edelman set a franchise record with his fourth career punt return touchdown when he returned a punt 84 yards for a touchdown in a win vs. Denver. Tom Brady passes John Elway into fifth place on the NFL's all-time passing yards list.

Nov. 16 RB Jonas Gray amasses 201 yards rushing on 37 attempts and four rushing touchdowns in a win at Indianapolis. Gray set a new team record with four rushing touchdowns and tied the team record for most overall touchdowns in a single game. He became the first Patriots player to rush for 100 yards in each half of a game, the first player in NFL history to score his first four career rushing touchdowns in a game since 1921 and tied a single-game NFL record with 15 rushing first downs.

Dec. 14 The Patriots clinch an AFC East record sixth consecutive division title and qualify for the playoffs for the 22nd time in team history in the win vs. Miami. It is the 16th time in 22 seasons under Robert Kraft ownership that New England has qualified for the playoffs. Bill Belichick passes Don Shula with his 12th division championship, most for a head coach since the 1970 merger.

Dec. 21 The victory at N.Y. Jets is the 250th under Robert Kraft in 368 games, tying George Halas for the fastest an owner has reached 250 wins.

Dec. 23 Seven Patriots are selected to the Pro Bowl: Tom Brady, Julian Edelman, Stephen Gostkowski, Rob Gronkowski, Devin McCourty, Darrelle Revis and Matthew Slater.

Dec. 28 New England finished the 2014 regular season with a 12-4 record and the top seed in the AFC playoffs. The Patriots have earned the number one seed five times (2014, 2011, 2010, 2007, and 2003). New England's 12 wins mark the ninth time in franchise history that the Patriots have recorded 12 or more victories in the regular season, and it is the ninth time in the last 12 years that the Patriots have had at least 12 regular season wins. The Patriots have had at least 12 wins in five straight seasons dating back to 2010. The Patriots finished with a 12-4 regular season record for the third straight year.

2015

Jan. 10 The Patriots defeat Baltimore, 35-31, in an AFC Divisional Playoff after twice facing 14-point deficits in the game (14-0 and 28-14), becoming the first team in NFL postseason history to achieve the feat. The 14-point comeback was the largest in the team's postseason history, topping the 11-point comeback in a 24-21 win at San Diego on Jan. 14, 2007. Bill Belichick passed Tom Landry for most playoff wins with 20 and Tom Brady set a new playoff record with his 46th career postseason touchdown pass.

Jan. 18 The Patriots capture their record-tying eighth Super Bowl berth in franchise history with a 45-7 win over Indianapolis in the AFC Championship Game at Gillette Stadium. The seven Super Bowl appearances since Robert Kraft purchased the team in 1994 are most in the NFL over that span and Kraft is the first owner to have his team in seven Super Bowl.

Feb. 1 The New England Patriots win their fourth Super Bowl in franchise history in a dramatic, 28-24 victory over the Seattle Seahawks in Super Bowl XLIX in Glendale, Ariz. Bill Belichick matches Chuck Knoll with his fourth Super Bowl victory and Tom Brady ties Joe Montana and Terry Bradshaw for most Super Bowl wins. Brady also matches Montana with his third Super Bowl MVP award while completing a Super Bowl record 37 passes while leading his team back from a 10-point deficit in the fourth quarter, the greatest fourth-quarter comeback in Super Bowl history. He threw at least three touchdown passes in all three playoff games and now owns the NFL record for touchdown passes in the postseason (53) and the Super Bowl (13).Undrafted rookie CB Malcolm Butler intercepted a Seahawks pass at the Patriots goal line with 20 seconds remaining to seal the victory for New England.

Feb. 4 More than a million fans line the streets of Boston as the Patriots take part in a rolling rally through the city.

HISTORICAL TIMELINE: **2015-17**

2015 (CONT.)

April 2 Houston Antwine is selected to the Patriots Hall of Fame by a 10-person senior selection committee.

May 26 Willie McGinest is elected to the Patriots Hall of Fame by fan voting on Patriots.com.

Sept. 27 Tom Brady becomes the fourth NFL player to reach 400 career touchdowns on a 1-yard touchdown pass to WR Danny Amendola in the second quarter of a 51-17 win over the Jacksonville Jaguars.

Nov. 15 Stephen Gostkowski sets a new team record for most field goals with two conversions in a game at the N.Y. Giants to surpass Adam Vinatieri's previous mark of 263. Gostkowski's 31-yard field goal in the second quarter ties Vinatieri and then his 54-yard game-winning field goal gives him the team record.

Nov. 15 The Patriots set a new NFL record by scoring in 32 consecutive quarters on Tom Brady's 1-yard touchdown pass to TE Scott Chandler in the first quarter of the win over the Giants. The streak will halt at 38 straight scoring quarters.

Nov. 23 The Patriots become the fourth defending Super Bowl champion to start a season 10-0, joining Green Bay (2011 – 13-0), Denver (1998 – 13-0) and San Francisco (1990 – 10-0), with a win over Buffalo. It also marks the second time New England has started a season 10-0 (2007, 16-0).

Dec. 13 Rob Gronkowski eclipses 1,000 yards receiving and 10-plus touchdowns for the third time in his career in the win over Houston, becoming the only tight end in NFL history with three 1,000-yard and double-digit TD seasons.

Dec. 20 With a win at home over Tennessee, the Patriots won the AFC East for seven consecutive seasons, joining the Los Angeles Rams (1973-79) as the only teams to win seven consecutive division titles.

2016

Jan. 16 New England defeats Kansas City at Gillette Stadium in an AFC Divisional Playoff to advance to the AFC Championship Game for the fifth straight season. The Patriots join Oakland (1973-77) as the only other team to reach five consecutive conference title games.

May 18 Kevin Faulk is elected to the Patriots Hall of Fame by fan voting on Patriots.com.

Oct. 30 Rob Gronkowski passes Stanley Morgan to become the Patriots all-time leader in touchdowns scored with his 53-yard second quarter score in the 41-25 win at Buffalo for his 69th touchdown overall and 68th touchdown receiving.

Nov. 27 Tom Brady becomes just the fifth quarterback in NFL history to reach 60,000 passing yards on an 18-yard second quarter completion to Julian Edelman in the Patriots 22-17 victory over the New York Jets.

Dec. 3 The Kraft family welcomes the members of the 2001 Super Bowl XXXVI championship-winning team in a weekend-long special celebration of the 15-year anniversary of the organization's first league title.

2016 (CONT.)

Dec. 4 Tom Brady becomes the NFL's all-time winningest quarterback (regular season and postseason) with his 201st victory in a 26-10 win over the Los Angeles Rams at Gillette Stadium.

Dec. 18 The Patriots clinch their eighth straight AFC East division title with a 16-3 win at Denver, surpassing the Los Angeles Rams seven straight from 1973-1979 as the NFL record for consecutive division titles.

2017

Jan. 1 With a 35-14 win over the Miami Dolphins the Patriots join the San Francisco 49ers (3 times) as the only NFL team with two 8-0 undefeated road seasons (2007,2016).

Jan. 14 The Patriots advance to their NFL-record sixth straight AFC Championship game with their 34-16 Divisional Playoff victory over the Houston Texans, setting a new mark for consecutive championship game appearances by a team.

Jan. 22 The Patriots advance to their NFL-record ninth Super Bowl overall and eighth appearance under the ownership of Robert Kraft with a 36-17 victory over the Pittsburgh Steelers in the AFC Championship game at Gillette Stadium. Head coach Bill Belichick captures his seventh conference championship, the most by a head coach in the Super Bowl era.

Feb. 5 The Patriots complete the biggest comeback in Super Bowl history with their 34-28 overtime victory over the Atlanta Falcons in Super Bowl LI in Houston, Texas. Down 25 points with less than nine minutes to play in the third quarter, the Patriots rallied to score 31 unanswered points on five of their final six offensive drives to claim the victory. The organization's fifth Super Bowl title is tied for second-most in league history, while Bill Belichick becomes the first head coach to win five Super Bowl titles. Tom Brady surpasses Joe Montana as the only player with four Super Bowl MVP awards and sets three Super Bowl records with most passes in a game (62), most completions (43) and most passing yards (466). Brady also becomes the only quarterback in NFL history to win five Super Bowls and ties Hall of Fame defensive lineman Charles Haley as the only players to play on five Super Bowl-winning teams.

HISTORICAL TIMELINE: 2017-18

2017 (CONT.)

Feb. 7 More than one million fans line the streets of Boston as the Patriots enjoy their fifth rolling rally through the city to celebrate their fifth Super Bowl title.

May 22 Raymond Clayborn is elected to the Patriots Hall of Fame by fan voting on Patriots.com.

Sept. 17 Tom Brady throws for 447 yards and three touchdowns in a Week 2 win over the New Orleans Saints, earning his 28th Player of the Week honor for his efforts, which surpassed Peyton Manning for the most such awards all time.

Oct. 1 With a 43-yard reception in the second quarter vs. Carolina, Rob Gronkowski surpasses Wes Welker for the most receiving yards from Tom Brady with 6,338 yards in his career.

Oct. 15 With a 24-17 victory over the New York Jets, Tom Brady surpassed Peyton Manning and Brett Favre (186) for the most regular season wins by a starting quarterback in NFL history with his 187th victory.

Nov. 12 With a 41-16 victory over the Denver Broncos at Sports Authority Field, Tom Brady earns his 86th career road victory, breaking a tie with Peyton Manning for the most such wins by a quarterback in NFL history.

Nov. 12 The Patriots play in their third game on foreign soil as part of the NFL's International Series in front of 77,000 fans at Mexico City's historic Estadio Azteca. The Patriots improve to 3-0 on international soil with a 33-8 win over the Oakland Raiders.

Nov. 12 With a 33-8 victory over the Oakland Raiders in Mexico City, Bill Belichick earns his 271st career victory as a head coach and passes Tom Landry for sole possession of third place all-time, trailing only George Halas and Don Shula.

Nov. 12 Stephen Gostkowski sets a new franchise record with a 62-yard field goal at the end of the second quarter of the victory over the Oakland Raiders in Mexico City.

Dec. 31 The Patriots defeat the New York Jets 26-6 in the season finale and earn the top seed in the AFC playoffs for the seventh time in franchise history, extending their NFL record of most top seeds earned since the current playoff format was instituted in 1990.

2018

Jan. 13 The Patriots defeated the Tennessee Titans 35-14 in the Divisional round to set a new NFL record of seven straight seasons of playoff advancement, surpassing the Dallas Cowboys previous record of six (1991-96).

Jan. 21 Down 10 points in the fourth quarter, Tom Brady led two fourth quarter scoring drives - both capped by touchdown receptions from Danny Amendola - to give the Patriots a 24-20 victory in the AFC Championship game over the Jacksonville Jaguars. The win clinched the organization's NFL-record 10th Super Bowl berth and the ninth appearance since Robert Kraft purchased the team in 1994.

2018 (CONT.)

Feb. 3 Tom Brady is named the Associated Press NFL Most Valuable Player for the third time in his career.

Feb. 4 The Patriots make their NFL-record 10th Super Bowl appearance and the ninth under Robert Kraft's ownership but ultimately fall to the Philadelphia Eagles 41-33 in Super Bowl LII. The team set several Super Bowl records amidst a prolific offensive performance. The 613 yards of overall offense are the most in Super Bowl history, while Tom Brady's 505 yards passing set a new Super Bowl record, surpassing his record-setting 466-yard performance the year before in Super Bowl LI vs. Atlanta. The Patriots also become the first team in Super Bowl history to have three receivers with 100-plus yards when Danny Amendola (152), Chris Hogan (128) and Rob Gronkowski (116) all surpass the century mark.

May 16 Matt Light is elected to the Patriots Hall of Fame by fan voting on Patriots.com.

Sept. 30 Robert Kraft won his 300th game overall as owner of the New England Patriots vs. Miami. Mr. Kraft reached the milestone in his 25th NFL season and in his 432nd game, the fastest an owner has reached the milestone. Al Davis of Oakland accomplished the feat in 495 games (31 seasons) while Pat Bowlen of Denver reached 300 career wins in 501 games (30 seasons).

Oct. 14 The Patriots victory over Kansas City was their 218th win since 2000. New England moved past the San Francisco 49ers (217 wins - 1980s-90s) for the most regular season wins over two consecutive decades.

Nov. 25 The Patriots win at the N.Y. Jets put the team at 8-3 and secured a record of .500 or better for the 18th straight season, behind only Dallas, who had 21 straight seasons at .500 or better.

Dec. 2 The win vs. Minnesota moved the team to 9-3 and guaranteed a plus-.500 record for an 18th consecutive season, the most consecutive winning seasons since the 1970 merger.

Dec. 23 A win over the Buffalo Bills secured a Patriots playoff berth for an NFL-record 10th consecutive season and extended their NFL record with a 10th straight division title. New England joined the Atlanta Braves (14) as the only franchise from the NFL, NBA, NFL or NHL to win at least 10 consecutive division championships. The victory was also the team's 10th of the season, tying San Francisco (1983-98) for most consecutive seasons with at least 10 wins with 16.

HISTORICAL TIMELINE: 2019-20

2019

Jan. 13 New England captured a 41-28 AFC Divisional Playoff victory over the Los Angeles Chargers, extending NFL records by advancing in the postseason for the eight consecutive season and qualifying for an eight straight conference championship game. The Patriots also tied an NFL record by winning their 16th Divisional Playoff game and set a new NFL record with their 127th overall win in a decade.

Jan. 20 The Patriots defeat Kansas City, 37-31, in overtime to advance to an NFL -record 11th Super Bowl (10th under Robert Kraft) and joined Miami (3) and Buffalo (4) as the only NFL teams to reach three consecutive Super Bowls. The victory also marked the franchise's 36th postseason win, tying Pittsburgh for most playoff wins all-time.

Feb. 3 In a rematch of Super Bowl XXXVI 17 years to the day, the Patriots defeat the Rams, 13-3, to capture the club's sixth Super Bowl, tying Pittsburgh for most Super Bowls in NFL history. The Patriots also won their 37th playoff game, moving past the Steelers for most postseason wins in NFL history. Bill Belichick joined George Halas and Curly Lambeau as the only NFL coaches to win six NFL championships and Tom Brady broke a tie with Charles Haley as the only player to play on six Super Bowl-winning teams. He also passed Adam Vinatieri with his 237th victory overall, the most in NFL history. Julian Edelman notches 10 receptions for 141 yards and becomes the first wide receiver since Santonio Holmes (Super Bowl XLIII) to win the Super Bowl's Most Valuable Player Award.

April 4 Leon Gray is selected to the Patriots Hall of Fame by a 10-person senior selection committee.

May 6 Rodney Harrison is elected to the Patriots Hall of Fame by fan voting on Patriots.com.

Sept. 22 With a 30-14 victory over the New York Jets at Gillette Stadium, New England claims its 116th regular season win of the decade, moving out of a tie with Indianapolis for most regular season wins in a decade. The Patriots would finish the decade with 125 regular season wins total.

Oct. 10 In a win over the Giants at home, Tom Brady moved past Peyton Manning (71,940) into second place for most career regular season passing yards.

Oct. 27 The 27-13 win over Cleveland at home gives the Patriots an 8-0 record and a .500 or better record for a 19th consecutive season, second all-time behind the 21 by Dallas (1965-85). Bill Belichick becomes the third NFL coach to reach 300 career victories, joining Don Shula and George Halas as the only NFL head coaches to achieve the feat. Belichick achieved the feat in 434 games, faster than Shula (445 games) and Halas (455 games).

2019 (CONT.)

Nov. 3 With his 558th career reception, Julian Edelman passes Troy Brown into second place on the Patriots all-time receptions list.

Nov. 17 A 17-10 win over the Eagles in Philadelphia guarantees New England a winning record for the 34th season overall and the 19th straight. Pittsburgh is first with 37 winning seasons overall and Dallas went 20 straight seasons with a winning record from 1966-85.

Nov. 24 The Patriots defeat the Cowboys for their 17th consecutive season with at least 10 wins, moving past San Francisco's 16 (1983-98) for most consecutive seasons with at least 10 wins.

Dec. 17 Matthew Slater earns his eighth career Pro Bowl selection as a special teams player. Slater's eighth Pro Bowl nod surpasses Steve Tasker (1987, 90-95) for most Pro Bowl honors as a special teams player in NFL history.

Dec. 21 A victory over the Buffalo Bills at Gillette Stadium secured a Patriots playoff berth to extend their NFL-record to 11 consecutive seasons and extended their NFL record with an 11th straight division title.

Dec. 29 In the regular season finale vs. Miami, Tom Brady moved past Peyton Manning (539) into second place in NFL history with 541 career regular season touchdown passes.

2020

Feb. 1 Stephon Gilmore is named 2019 AP NFL Defensive Player of the Year, the first Patriot to ever win the award. He becomes the first defensive back to win the award since 2010 and only the sixth overall.

April 20 The Patriots unveil new uniforms for the 2020 season. The blue home uniforms are mostly identical to the "Color Rush" navy-on-navy uniforms that debuted in 2016. The away trip uniform is white and complementary to the blue home uniform with strong red and blue stripes on the shoulders and blue numbers outlined in silver and red.

May 11 Richard Seymour is elected to the Patriots Hall of Fame by fan voting on Patriots.com.

Dec. 6 In a 45-0 win over the L.A. Chargers, the Patriots became the sixth team in NFL history with both a punt returned for a touchdown and a blocked field goal returned for a touchdown in the same game.

HISTORICAL TIMELINE: 2021-24

2021

April 29 The Patriots draft QB Mac Jones from Alabama with the 15th pick overall in the 2021 NFL Draft. He is the highest drafted offensive player in the Bill Belichick era.

Nov. 14 The Patriots played in their 1,000 game in franchise history in a 45-7 win vs. Cleveland at Gillette Stadium.

Dec. 6 The Patriots traveled to the Buffalo Bills for a Monday Night Football game in cold and windy conditions and prevailed, 14-10, for their seventh straight win of the season after starting the season with a 2-4 record.

Dec. 22 J.C. Jackson, Matthew Judon and Matthew Slater were selected to the Pro Bowl. Rookie QB Mac Jones was added to the Pro Bowl roster following the regular season.

2022

Jan. 1 The Patriots beat Jacksonville Jaguars, 50-10, and clinched a postseason berth with the victory.

Jan. 14 The Patriots faced a rematch at Buffalo in the first round of the playoffs when their season ended with a 47-17 defeat.

Feb. 10 Richard Seymour is elected to the Pro Football Hall of Fame.

May 17 Vince Wilfork is elected to the Patriots Hall of Fame by fan voting on Patriots.com.

Sept. 18 Robert Kraft celebrates his 500th game as owner of the Patriots with a 17-10 win at Pittsburgh.

Dec. 1 Devin McCourty played and started in his 200th career game vs. Buffalo to become one of only 90 NFL players to start 200 career games.

Dec. 24 Rookie DB Marcus Jones returned an interception 69 yards for a touchdown vs. Cincinnati. He scored on a punt return for a touchdown, a touchdown reception and an interception returned for a touchdown to become the fourth player in NFL history to do so, joining Frank Bacon (1920), Bill Dudley (1947) and Tommy Harmon (1947). Jones returned a punt 84 yards for a touchdown vs. the New York Jets on Nov. 20 and scored on a 48-yard touchdown pass vs. Buffalo on Dec 1 in addition to the pick-six against the Bengals. The only other player in the Super Bowl era to score a 40-plus touchdown in each of those ways in their entire career is Deion Sanders.

2023

Jan. 13 DB Marcus Jones was selected as a first-team All-Pro as a punt returner, becoming the first Patriots rookie to earn first-team All-Pro honors.

March 10 Devin McCourty announced his retirement, concluding 13 seasons with the New England Patriots after originally joining the team as a first-round draft pick (27th overall) in the 2010 NFL Draft out of Rutgers. McCourty played the most defensive snaps across the league since entering the NFL in 2010 with 12,506 and had the most interceptions with 35 during that time. The 12-time team captain and three-time Super Bowl champion started all 205 regular season games he played in for the Patriots.

April 6 Long time assistant coach Dante Scarnecchia was announced by Robert Kraft as a contributor to the Patriots Hall of Fame.

May 3 Former LB Mike Vrabel is elected to the Patriots Hall of Fame by fan voting on Patriots.com.

Sept. 10 During a special halftime ceremony during the 2023 season-opener vs. Philadelphia, Robert Kraft honors Tom Brady and announces that Brady will be inducted into the Patriots Hall of Fame in a special ceremony set for June 12, 2024 at Gillette Stadium.

Sept. 28 CB Christian Gonzalez was named the Defensive Rookie of the Month for September by the National Football League. Gonzalez is the fifth Patriots player to win a rookie of the month honor and the third defensive player to earn the award. Gonzalez joins QB Mac Jones (November 2021), DE Chandler Jones (September 2012), LB Jerod Mayo (October 2008) and WR Deion Branch (September 2002).

Nov. 12 The Patriots play the Indianapolis Colts in their first home game played outside the country in Frankfurt, Germany.

2024

Jan. 11 The New England Patriots and Bill Belichick mutually agreed to part ways, concluding his 24-year tenure as head coach of the Patriots. In 24 seasons with New England, Belichick delivered six Super Bowl titles, nine conference championships, 17 division crowns (with 2002 and 2008 lost on tiebreakers), including 11 consecutive division titles and 30 playoff victories.

Jan. 12 The Patriots announce that a press conference will be held to name Jerod Mayo the 15th head coach in team history.

Jan. 17 Jerod Mayo was introduced to the media in a press conference in the G-P Atrium at Gillette Stadium.

Feb. 20 Matthew Slater announced his retirement following a 16-year career that produced 10 Pro Bowls and three Super Bowl titles.

June 12 In front of 60,000 fans, over a hundred of his former teammates and his family, Tom Brady celebrated his Patriots Hall of Fame Induction at Gillette Stadium. Robert Kraft announced plans to retire Brady's No. 12 jersey and also plans to build a 12-foot bronze statue of Brady outside of the Patriots Hall of Fame.

HISTORICAL TIMELINE: 2024-26

2024

Jan. 11 The New England Patriots and Bill Belichick mutually agreed to part ways, concluding his 24-year tenure as head coach of the Patriots. In 24 seasons with New England, Belichick delivered six Super Bowl titles, nine conference championships, 17 division crowns (with 2002 and 2008 lost on tie-breakers), including 11 consecutive division titles and 30 playoff victories.

Jan. 12 The Patriots announce that a press conference will be held to name Jerod Mayo the 15th head coach in team history.

Jan. 17 Jerod Mayo was introduced to the media in a press conference in the G-P Atrium at Gillette Stadium.

Feb. 20 Matthew Slater announced his retirement following a 16-year career that produced 10 Pro Bowls and three Super Bowl titles.

June 12 In front of 60,000 fans, over a hundred of his former teammates and his family, Tom Brady celebrated his Patriots Hall of Fame Induction at Gillette Stadium. Robert Kraft announced plans to retire Brady's No. 12 jersey and also plans to build a 12-foot bronze statue of Brady outside of the Patriots Hall of Fame.

2025

Jan. 5 After a 4-13 campaign, head coach Jerod Mayo was dismissed following the regular season finale vs. Buffalo.

Jan. 13 The Patriots introduced Mike Vrabel as their new head coach at a press conference at Gillette Stadium today. The 2021 NFL Coach of the Year becomes the 16th head coach in franchise history.

April 1 Robert Kraft announced the selection of former head coach Bill Parcells for induction into the Patriots Hall of Fame as a contributor during a media session at the annual owner's meetings in Palm Beach, Fla.

May 5 Julian Edelman is elected to the Patriots Hall of Fame by fan voting.

Nov. 13 The Patriots win their 9th game of the year to secure a winning season for the first time since 2021.

Dec. 23 Drake Maye and Christian Gonzalez are elected to the Pro Bowl. Stefon Diggs was later added to the Pro Bowl roster.

Dec. 28 The Patriots clinch their 23rd division title after beating the New York Jets, 42-10, and the Buffalo Bills lost to the Philadelphia Eagles.

2026

Jan. 4 The Patriots beat Miami, 38-10, in the regular season finale to finish the year with a 14-3 record, a 10-game difference from the 4-13 finish in 2024. The 10-game improvement tied the 1999 Indianapolis Colts and the 2008 Miami Dolphins for the best turnaround in NFL history. The 1998 Colts were 3-13 and improved to 13-3 in 1999, and the 2007 Dolphins were 1-15 in 2007 and improved to 11-5 in 2008.

Jan. 11 The Patriots play their first home playoff game game since the 2019 season when the beat the L.A. Chargers, 16-3, in a Sunday Night Football Wild Card game.

Jan. 18 The Patriots advance to the AFC Championship Game after a 28-16 victory over the Houston Texans at Gillette Stadium.

Jan. 25 The Patriots advance to the Super Bowl LX with a 10-7 win at Denver. It is the Patriots 12th Super Bowl overall and the 11th Super Bowl in the Kraft era.

Feb. 5 Mike Vrabel was named Associated Press coach of the year. It was his second such honor, after earning the honor in Tennessee in 2021. Drake Maye finished second in the MVP voting.

Feb. 8 The Patriots quest for their seventh Super Bowl falls short in a 29-13 loss to the Seattle Seahawks from Levi's Stadium in Santa Clara, Calif., in Super Bowl LX.

April 29 Rob Gronkowski is elected to the Patriots Hall of Fame by the fans.

PATRIOTS **HOME FIELD**

Regular Season Records Only

Year	Home Field	Home Record	Overall Record
1960	Boston University Field	3-4-0	5-9-0
1961	Boston University Field	4-2-1	9-4-1
1962	Harvard Stadium	1-0-0	
	Boston University Field	5-1-0	9-4-1
1963	B.C. Alumni Stadium	1-0-0	
	Fenway Park	4-1-1	7-6-1
1964	Fenway Park	3-2-1	10-3-1
	B.C. Alumni Stadium	1-0-0	
1965	Fenway Park	1-4-2	4-8-2
1966	Fenway Park	4-2-1	8-4-2
1967	B.C. Alumni Stadium	1-0-0	
	Fenway Park	1-4-0	3-10-1
1968*	Legion Field, Birmingham	0-1-0	
	Fenway Park	2-4-0	4-10-0
1969	B.C. Alumni Stadium	2-5-0	4-10-0
1970	Harvard Stadium	1-6-0	2-12-0
1971	Schaefer Stadium	5-2-0	6-8-0
1972	Schaefer Stadium	2-5-0	3-11-0
1973	Schaefer Stadium	3-4-0	5-9-0
1974	Schaefer Stadium	3-4-0	7-7-0
1975	Schaefer Stadium	2-5-0	3-11-0
1976	Schaefer Stadium	6-1-0	11-3-0
1977	Schaefer Stadium	6-1-0	9-5-0
1978	Schaefer Stadium	5-3-0	11-5-0
1979	Schaefer Stadium	6-2-0	9-7-0
1980	Schaefer Stadium	6-2-0	10-6-0
1981	Schaefer Stadium	2-6-0	2-14-0
1982	Schaefer Stadium	3-1-0	5-4-0
1983	Sullivan Stadium	5-3-0	8-8-0
1984	Sullivan Stadium	5-3-0	9-7-0
1985	Sullivan Stadium	7-1-0	11-5-0
1986	Sullivan Stadium	4-4-0	11-5-0
1987	Sullivan Stadium	5-3-0	8-7-0
1988	Sullivan Stadium	7-1-0	9-7-0
1989	Sullivan Stadium	3-5-0	5-11-0
1990	Foxboro Stadium	0-8-0	1-15-0
1991	Foxboro Stadium	4-4-0	6-10-0
1992	Foxboro Stadium	1-7-0	2-14-0
1993	Foxboro Stadium	3-5-0	5-11-0
1994	Foxboro Stadium	5-3-0	10-6-0
1995	Foxboro Stadium	3-5-0	6-10-0
1996	Foxboro Stadium	6-2-0	11-5-0
1997	Foxboro Stadium	6-2-0	10-6-0
1998	Foxboro Stadium	6-2-0	9-7-0
1999	Foxboro Stadium	5-3-0	8-8-0
2000	Foxboro Stadium	3-5-0	5-11-0
2001	Foxboro Stadium	6-2-0	11-5-0
2002	Gillette Stadium	5-3-0	9-7-0
2003	Gillette Stadium	8-0-0	14-2-0
2004	Gillette Stadium	8-0-0	14-2-0
2005	Gillette Stadium	5-3-0	10-6-0
2006	Gillette Stadium	5-3-0	12-4-0
2007	Gillette Stadium	8-0-0	16-0-0
2008	Gillette Stadium	5-3-0	11-5-0
2009	Gillette Stadium	8-0-0	10-6-0
2010	Gillette Stadium	8-0-0	14-2-0
2011	Gillette Stadium	7-1-0	13-3-0
2012	Gillette Stadium	6-2-0	12-4-0
2013	Gillette Stadium	8-0-0	12-4-0
2014	Gillette Stadium	7-1-0	12-4-0
2015	Gillette Stadium	7-1-0	12-4-0
2016	Gillette Stadium	6-2-0	14-2-0
2017	Gillette Stadium	6-2-0	13-3-0
2018	Gillette Stadium	8-0-0	11-5-0
2019	Gillette Stadium	6-2-0	12-4-0
2020	Gillette Stadium	5-3-0	7-9-0
2021	Gillette Stadium	4-5-0	10-7-0
2022	Gillette Stadium	4-4-0	8-9-0
2023	Gillette Stadium	1-7-0	
	Frankfurt Stadium	0-1-0	4-13-0
2024	Gillette Stadium	2-6-0	4-13-0
2025	Gillette Stadium	6-3	14-3-0
TOTALS		**310-192-6**	**559-449--9**

*Notes one home game played in Birmingham, AL on Sept. 22, 1968 vs. N.Y. Jets.and a

Foxboro Stadium also known as Schaefer Stadium (1971-82) and Sullivan Stadium (1983-89)

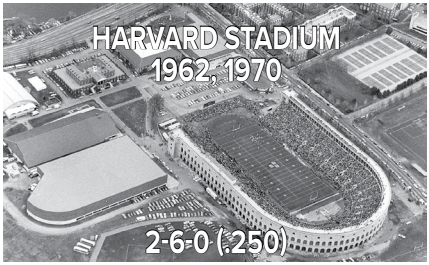

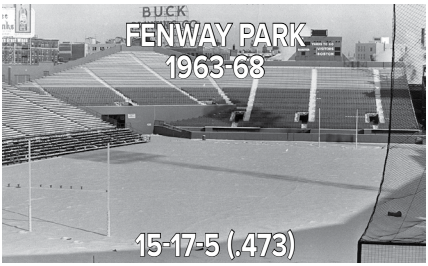

PATRIOTS **ALL-TIME** ROSTER

Editor's Note: This list includes all players who have participated in at least one game for the Patriots or have accrued at least one season of veteran status with the team or were on the 53-man roster for at least one game. (*Notes incomplete information for games started.)

- A -

Name	Pos.	#	College	Years	GP	GS
Abdullah, Rabih	RB	27	Lehigh	2004	9	0
Abrams, Bobby	LB	50	Michigan	1995	9	1
Acks, Ron	LB	51	Illinois	1972-73	28	27
Adams, Bob	TE	80	Pacific	1973-74	24	12
Adams, George	RB	33	Kentucky	1990-91	18	8
Adams, Julius	DE	69, 85	Texas Southern	1971-85,87	206	90
Adams, Philip	DB	26	South Carolina State	2011	6	0
Adams, Sam	OG	61	Prairie View	1972-80	119	90
Adams, Titus	DL	62	Nebraska	2009	2	0
Addington, Tucker	LS	46	Sam Houston State	2022, 2024	4	0
Addison,Tom	LB	53	South Carolina	1960-67	14	11*
Agnew, Ray	DE	92	North Carolina State	1990-94	66	37
Agholor, Nelson	WR	15	Southern California	2021-22	31	20
Aiken, Danny	LS	48	Virginia	2011-14	63	0
Aiken, Kamar	WR	16	Central Florida	2012	1	0
Aiken, Sam	WR	88	North Carolina	2008-09	28	9
Akbar, Hakim	S	29	Washington	2001	6	0
Akins, Chris	S	34	Arkansas-Pine Bluff	2003	12	0
Alexander, Eric	LB	49, 52	Louisiana State	2004-09	45	0
Alexander, Rogers	LB	91	Penn State	1987	3	2
Allard, Don	QB	12	Boston College	1962	4	NA
Allen, Beau	DL	94	Wisconsin	2020	0	0
Allen, Dwayne	TE	83	Clemson	2017-18	29	16
Allen, Marvin	RB	39	Tulane	1988-91	37	3
Allen, Ryan	P	6	Louisiana Tech	2013-18	96	0
Allen, Terry	RB	22	Clemson	1999	16	13
Allen, Will	CB	26	Syracuse	2012	0	0
Amendola, Danny	WR	80	Texas Tech	2013-17	69	29
Andersen, Jason	C	67	BYU	1998-2000	18	0
Anderson, Calvin	OL	76	Texas	2023	5	2
Anderson, Bob	RB	33	Colorado	1975	5	0
Anderson, Darren	CB	25	Toledo	1992	1	0
Anderson, Henry	DL	94	Stanford	2021	4	0
Anderson, Mark	DE	95	Alabama	2011	16	1
Anderson, Ralph	S	49	West Texas State	1973	13	11
Anderson, Stephen	TE	80	California	2018	0	0
Andrews, David	C	60	Georgia	2015-24	124	121
Andrews, Darren	WR	16	UCLA	2018	0	0
Andrews, Jake	OL	67	Troy	2023-24	16	1
Andrews, Willie	DB	23	Baylor	2006-07	30	0
Andruzzi, Joe	G	63	Southern Connecticut State	2000-04	72	72
Antrum, Glenn	WR	48	Connecticut	1989	1	0
Antwine, Houston	DT	65	Southern Illinois	1961-71	142	58
Armstrong, Bruce	OT	78	Louisville	1987-2000	212	212
Arrington, Kyle	CB	27, 24, 25	Hofstra	2009-14	86	56
Arthur, Mike	C	65	Texas A&M	1993-94	44	38
Ashby, Julian	LS	47	Vanderbilt	2025	17	0
Ashton, Josh	RB	31	Tulsa	1972-74	38	20
Ashworth, Tom	OT	68	Colorado	2002-05	37	30
Asiasi, Devin	TE	86	UCLA	2020-21	10	3
Atchason, Jack	OE	85	Western Illinois	1960	1	0
Atessis, Bill	DE	73	Texas	1971	5	0
Atkinson, Ricky	DB	22, 37	S. Connecticut State	1987	1	0
Austin, Alex	CB	28	Oregon State	2023-25	26	6
Avezzano, Joe	OC	50	Florida State	1966	3	1
Ayers, Akeem	LB	55	UCLA	2014	9	4
Ayi, Kole	LB	99	Massachusetts	2001	1	0

PATRIOTS **ALL-TIME** ROSTER

- B -

Name	Pos.	#	College	Years	GP	GS
Baab, Mike	C	68	Texas	1988-89	31	28
Bademosi, Johnson	CB	29	Stanford	2017	16	3
Bahr, Matt	K	3	Penn State	1993-95	32	0
Bailey, Bill	RB	37	Cincinnati	1969	2	0
Bailey, Jake	P	7	Stanford	2019-22	58	0
Bailey, Rodney	DL	96	Ohio State	2004	0	0
Bain, Bill	OT	62	Southern Cal	1986	3	0
Baker, Chris	TE	86	Michigan State	2009	16	7
Baker, Javon	WR	6	UCF	2024	11	1
Baker, Melvin	WR	83	Texas Southern	1975	1	0
Baker, Rashad	S	32	Tennessee	2006-07	13	0
Baldinger, Rich	OL	74	Wake Forest	1993	15	15
Ballard, Jake	TE	88	Ohio State	2012	0	0
Ballentine, Corey	DB	39	Washburn	2025	1	0
Ballou, Mike	LB	51	UCLA	1970	14	4
Banks, Keshawn	LB	51	San Diego State	2024	3	0
Banks, Willie	G	78	Alcorn A&M	1973	13	1
Banta-Cain, Tully	LB	48, 95	California	2003-06, 09-10	85	21
Barber, Kantroy	FB	46	West Virginia	1996	0	0
Baringer, Bryce	P	17	Michigan State	2023-25	51	0
Barker, Chris	OL	64	Nevada	2013-15	6	0
Barker, Jay	QB	7	Alabama	1995	0	0
Barmore, Christian	DT	90	Alabama	2021-25	65	27
Barnard, Brooks	P	8	Maryland	2003	1	0
Barner, Kenjon	RB	38	Oregon	2018	5	0
Barnes, Bruce	P	3	UCLA	1973-74	23	0
Barnes, Pete	LB	59	Southern University	1976-77	25	18
Barnes, Rodrigo	LB	59	Rice	1974-75	6	0
Barnett, Harlon	S	42	Michigan State	1993-94	30	28
Barnett, Troy	DE	98	North Carolina	1994-95	31	15
Barrett, Josh	S	30	Arizona State	2010-12	5	4
Bartrum, Mike	TE	86	Marshall	1996-99	57	0
Battle, Miles	CB	35	Utah	2024-25	6	0
Baty, Greg	TE	48, 85	Stanford	1986-87	21	7
Baumann, Charlie	K	8	West Virginia	1991-92	25	0
Bausby, De'Vante	DB	13	Pittsburgh State	2021	1	0*
Bavaro, David	LB	52	Syracuse	1993-94	21	5
Baxter, Fred	TE	49, 84	Auburn	2002-03	13	0
Beach, Walter	DB	26, 41	Central Michigan	1960-61	18	NA
Beadles, Terrance	G	75	Arkansas Pine Bluff	2000	0	0
Beaudoin, Doug	S	27	Minnesota	1976-79	35	20
Beauharnais, Steve	LB	58	Rutgers	2013	2	0
Beer, Tom	TE	82	Houston	1970-72	42	12
Beisel, Monty	LB	52	Kansas State	2005	15	6
Bell, Bill	K	8	Kansas	1973	3	0
Bell, Jaheim	TE	88	Florida State	2024	15	0
Bellino, Joe	RB	27	Navy	1965-67	35	1*
Benenoch, Caleb	OL	63, 65	UCLA	2019, 20	0	0
Bennett, Martellus	TE	88	Texas A&M	2016, 17	18	12
Bennett, Michael	DL	77	Texas A&M	2019	6	1
Bennett, Phil	LB	52	Miami (Fla.)	1960	2	NA
Benson, Mike	WR	86	S. Connecticut State	1987	0	0
Benson, Thomas	LB	53	Oklahoma	1988	12	0
Bentley, Ja'Whaun	LB	51, 8	Purdue	2018-24	83	68
Benzinger, John	OL	67	Massachusetts	1987	1	0
Bequette, Jake	DE	92	Arkansas	2012-13	8	0
Berger, Ron	DE	88	Wayne State	1969-72	42	23
Berrios, Braxton	WR	14	Miami (Fla.)	2018	0	0
Berry, Rashod	TE/DE	43	Ohio State	2020	3	0
Bethel, Justin	DB	29	Presbyterian	2019-21	42	0
Beverly, Randy	DB	27	Colorado State	1970-71	20	3
Bianchini, Frank	RB	30	Hofstra	1987	1	0

PATRIOTS **ALL-TIME** ROSTER

Billups, Terry	CB	23	North Carolina	1999	2	1
Biscaha, Joe	OE	34	Richmond	1960	1	0
Bishop, Michael	QB	7	Kansas State	1999-2000	8	0
Bishop, Richard	NT	64	Louisville	1976-81	85	51
Bjornson, Eric	TE	86	Washington	2000	8	6
Black, Mel	LB	51, 94	Eastern Illinois	1986-87	6	2
Blackmon, Don	LB	55	Tulsa	1981-87	89	72
Blahak, Joe	CB	21	Nebraska	1976	2	0
Blanchard, Dick	LB	49	Tulsa	1972	14	1
Blanks, Sid	RB	22	Texas A&I	1969-70	28	0
Bledsoe, Drew	QB	11	Washington State	1993-2001	124	123
Bledsoe, Joshuah	S	24	Missouri	2021-24	4	0
Bleier, Bob	QB	10	Richmond	1987	3	2
Blount, LeGarrette	RB	29	Oregon	2013, 14-16	49	22
Board, Chris	LB	45	North Dakota State	2023	17	0
Bodden, Leigh	CB	23	Duquesne	2009-11	20	15
Bolden, Brandon	RB	38, 25	Mississippi	2012-17, 19, 21	115	9
Bolden, Isaiah	CB	29	Jackson State	2023-24	14	0
Bolton, Ron	DB	27	Norfolk State	1972-75	55	46
Borders, Breon	CB	35	Duke	2023	0	0
Borregales, Andy	K	36	Miami (Fla.)	2025	17	0
Bostic, Jonathan	LB	58	Florida	2015	11	1
Boudreaux, Jim	DE	64	Louisiana Tech	1966-68	12	0*
Bourne, Kendrick	WR	84	Eastern Washington	2021-24	53	21
Boutte, Kayshon	WR	80, 9	Louisiana State	2023-25	34	23
Bowden, Andre	LB	51	Fayetteville State	1995	0	0
Bowden Jr., Lynn	WR	86	Kentucky	2022	1	0
Bower, Tashawn	DL	96	LSU	2020-21	9	3
Bowman, Jim	S	28	Central Michigan	1985-89	73	12
Boyce, Josh	WR	82	Texas Christian	2013-14	10	3
Boyd, Greg	S	29	Arizona	1973	2	0
Boyd, Greg	DE	65	San Diego State	1977-78	23	0
Brace, Ron	DL	92,97	Boston College	2009-12	39	7
Bradbury, Garrett	C	65	North Carolina State	2025	17	17
Bradshaw, Morris	WR	88	Ohio State	1982	8	5
Brady, Kyle	TE	88	Penn State	2007	14	9
Brady, Tom	QB	12	Michigan	2000-19	285	283
Bramlett, John	LB	57	Memphis State	1969-70	24	23
Branch, Alan	DL	97	Michigan	2014-17	52	39
Branch, Deion	WR	83,84	Louisville	2002-05, 10-12	89	71
Brigance, O.J.	LB	59	Rice	2002	1	0
Brisby, Vincent	WR	82	NE Louisiana	1993-99	83	46
Briscoe, Marlin	WR	88	Nebraska-Omaha	1976	14	5
Brissett, Jacoby	QB	7	North Carolina State	2016, 2024	11	7
Britt, Kenny	WR	85	Rutgers	2017	3	0
Britt, Wesley	T	65	Alabama	2006-08	16	2
Brock, Pete	C	58	Colorado	1976-87	154	88
Brooks, Terrence	DB	25	Florida State	2019-20	29	2
Brown, Antonio	WR	17	Central Michigan	2019	1	0
Brown, Barry	TE/LB	66	Florida	1969-70	21	13
Brown, Ben	C	77	Mississippi	2024-25	27	14
Brown, Bill E.	LB	54	Syracuse	1960	14	NA
Brown, Chad	LB	98	Colorado	2005, 07	17	5
Brown, Corwin	S	30	Michigan	1993-96	61	14
Brown, Kareem	DL	95	Miami (Fla.)	2007	0	0
Brown, Malcom	DL	90	Texas	2015-18	60	51
Brown, Monty	LB	93	Ferris State	1996	11	7
Brown, Pharaoh	TE	86	Oregon	2023	17	11
Brown, Preston	WR	81	Vanderbilt	1980-82	14	4
Brown, Roger	S	47	Virginia Tech	1992	16	2
Brown, Sergio	S	38, 31	Notre Dame	2010-11	26	3
Brown, Sidney	CB	21	Oklahoma	1978	16	0
Brown, Tarell	CB	25	Texas	2015	3	2
Brown, Trent	OL	77	Florida	2018, 21-23	53	49
Brown, Troy	WR	80, 86	Marshall	1993-2007	192	70
Brown, Vincent	LB	59	Mississippi Valley St.	1988-95	123	103
Brown, Wilbert	G	60	Houston	2003	2	0
Browner, Brandon	CB	39	Oregon St.	2014	9	9

PATRIOTS **ALL-TIME** ROSTER

Browning, Dave	DE	74	Washington	1983	12	0
Bruney, Fred	DB	33	Ohio State	1960-62	28	NA
Bruschi, Tedy	LB	54	Arizona	1996-2008	189	139
Bryant, Hubie	WR	84	Minnesota	1971-72	12	2
Bryant, Marcus	T	52	Missouri	2025	12	0
Bryant, Myles	DB	41, 27	Washington	2020-23	55	17
Buben, Mark	DL	63	Tufts	1979, 1981	32	4
Buchanan, Michael	DL	99	Illinois	2013-14	18	0
Buckley, Terrell	CB	27, 22	Florida State	2001-02	31	3
Bugenhagen, Gary	OT/G	67	Syracuse	1969-70	10	6
Buoniconti, Nick	LB	85	Notre Dame	1962-68	91	20*
Burgess, Derrick	LB	53	Mississippi	2009	16	6
Burgess, Prescott	LB	93	Michigan	2009	0	0
Burke, John	TE	85	Virginia Tech	1994-96	43	12
Burkhead, Rex	RB	34	Nebraska	2017-20	41	8
Burks, Steve	WR	82	Arkansas State	1975-77	34	1
Burton, Ron	RB	22	Northwestern	1960-65	69	41
Bussey, George	OL	66	Louisville	2009	0	0
Butler, Adam	DL	70	Vanderbilt	2017-20	63	12
Butler, Darius	CB	28	Connecticut	2009-10	29	8
Butler, Malcolm	CB	21	West Alabama	2014-17	59	48
Butts, Marion	RB	44	Florida State	1994	16	15
Byars, Keith	FB	41	Ohio State	1996-97	26	14
Byrd, Damiere	WR	10	South Carolina	2020	16	14
Byrd, Dennis	DT	78	North Carolina State	1968	14	14

*Postseason only

HISTORY

- C -

NAME	POS.	#	COLLEGE	YEARS	GP	GS
Cade, Eddie	S	41	Arizona State	1995	10	0
Cadet, Travaris	RB	39	Appalachian State	2015	1	0
Cagle, John	DT/LB/G	62	Clemson	1969	6	1
Cajuste, Yodny	OL	63, 72	West Virginia	2019-22	16	5
Calabria, Steve	QB	18	Colgate	1987	1	0
Caldwell, Reche	WR	87	Florida	2006	16	14
Calhoun, Don	RB	44	Kansas State	1975-81	94	49
Calhoun, Shilique	LB	90	Michigan State	2019-20	25	1
Calloway, Chris	WR	82	Michigan	2000	7	2
Campbell, Will	T	66	Louisiana State	2025	13	13
Camarillo, Rich	P	3	Washington	1981-87	85	0
Canale, Justin	OG	63	Mississippi State	1965-68	56	14
Canale, Whit	DE	67	Tennessee	1968	13	0
Cannon, Marcus	OL	61	Texas Christian	2011-19, 22	120	73
Canty, Chris	CB	26	Kansas State	1997-98	32	10
Cappadona, Bob	RB	33	Northeastern	1966-67	27	3
Cappelletti,Gino	WR/K/DB	20	Minnesota	1960-70	153	99
Cardona, Joe	LS	49	Navy	2015-24	160	0
Carey, Brian	WR	81	American International	1987	2	0
Carlson, Jeff	QB	17	Weber State	1992	3	2
Carpenter, Bobby	LB	59	Ohio State	2012	4	0
Carpenter, Rob	WR	81	Syracuse	1991	8	1
Carter, Allen	RB	21	Southern Cal	1975-76	15	0
Carter, Andre	DE	93, 96	California	2011, 2013	23	14
Carter, Chris	FS	42	Texas	1997-99	47	15
Carter Kent	LB	51	Southern Cal	1974	2	0
Carter, Tony	FB	30	Minnesota	1998-2000	43	27
Carter, Tony	CB	29	Florida State	2010	3	0
Carthen, Jason	LB	99	Ohio	1993-94	5	0
Carwell, Larry	DB	41	Iowa State	1969-72	51	38
Cash, Rick	DT	63	N.E. Missouri	1972-73	28	27
Casillas, Jonathan	LB	52	Wisconsin	2014	8	3
Cassel, Matt	QB	16	Southern Cal	2005-08	30	15
Catanho, Alcides	LB	54	Rutgers	1995	12	0
Cavanaugh, Matt	QB	12	Pittsburgh	1978-82	52	15
Caveness, Ron	LB	51	Arkansas	1968-69	NA	NA
Centers, Larry	FB	31	Stephen F. Austin	2003	9	3

PATRIOTS **ALL-TIME** ROSTER

Chaisson, K'Lavon	LB	44	Louisiana State	2025	16	10
Chandler, Al	TE	57, 82	Oklahoma	1976-79	39	6
Chandler, Edgar	LB	50	Georgia	1973	12	11
Chandler, Scott	TE	88	Iowa	2015	15	4
Chapple, Dave	P	10	UC-Santa Barbara	1974	5	0
Charles, John	DB	25	Purdue	1967-69	39	37
Chatham, Matt	LB	58	South Dakota	2000-05	66	4
Cherry, Je'Rod	S	30	California	2001-04	55	0
Cherry, J'Juan	CB	32	Arizona State	1999	0	0
Cheyunski, Jim	LB	50	Syracuse	1968-72	66	55
Childress, Bam	WR	13	Ohio State	2005-06	3	0
Childress, Fred	OG	61	Arkansas	1991	15	1
Chilton, Gene	C	63	Texas	1990-92	36	35
Chism III, Efton	WR	86	Eastern Washington	2025	8	1
Christy, Richard	RB	23	North Carolina	1960	13	8
Chung, Eugene	OL	69	Virginia Tech	1992-94	34	30
Chung, Patrick	S	25, 23	Oregon	2009-12, 14-19	141	112
Cindrich, Ralph	LB	55	Pittsburgh	1972	12	3
Claridge, Ryan	LB	47	UNLV	2005	0	0
Clark, Allan	RB	35	Northern Arizona	1979-80	27	0
Clark, Gail	LB	54	Michigan State	1974	8	0
Clark, Phil	DB	22	Northwestern	1971	2	0
Clark, Rico	CB	39	Louisville	1999	1	0
Clark, Steve	DE	65	Kansas State	1981	7	0
Clay, Willie	FS	32	Georgia Tech	1996-98	48	48
Clayborn, Adrian	DE	94	Iowa	2018	14	1
Clayborn, Raymond	CB	26	Texas	1977-89	191	165
Clayton, Stan	OT	76	Penn State	1990	11	3
Cleeland, Cameron	TE	85	Washington	2002	12	1
Cleveland, Asante	TE	44	Miami (Fla.)	2015	4	1
Clayton, Thomas	RB	22	Kansas State	2010	1	0
Cloud, Michael	RB	21	Boston College	2003, 2005	11	1
Cloutier, Dave	DB	28	Maine	1964	12	NA
Coates, Ben	TE	87	Livingstone	1991-99	142	105
Cobbs, Cedric	RB	34	Arkansas	2004	4	0
Cobbs, Duffy	DB	43	Penn State	1987	3	0
Coffey, Wayne	WR	83	SW Texas State	1987	3	2
Cohen, Abe	OG	62	Tennessee-Chattanooga	1960	14	2
Cohen, Landon	DL	66,98	Ohio	2010, 2011	3	1
Colclough, Jim	WR	81	Boston College	1960-68	124	6
Cole, Marquice	CB	23	Northwestern	2012-13	27	1
Coleman, Corey	WR	10	Baylor	2018	0	0
Coleman, Dennis	LB	53	Mississippi	1971	8	0
Coleman, Eric	DB	22	Wyoming	1989-90	15	0
Coleman, Fred	WR	84	Washington	2001-02	9	0
Coleman, Justin	DB	22	Tennessee	2015-16	20	3
Coleman, Pat	WR	47	Mississippi	1990	1	0
Collie, Austin	WR	10	BYU	2013	7	1
Collins Sr., Jamie	LB	91, 58,99	Southern Mississippi	2013-16, 19, 21, 22	79	59
Collins, Todd	LB	54,59	Carson-Newman	1992-94, 96-98	76	53
Collins, Tony	RB	33	East Carolina	1981-87	102	83
Collons, Ferric	DE	92	California	1995-99	64	27
Colon, Harry	S	40	Missouri	1991	16	14
Colton, George	OT	63	Maryland	1987	3	3
Colvin, Rosevelt	LB	59	Purdue	2003-08	65	42
Compton, Mike	C-G	77	West Virginia	2001-03	34	34
Condon, Tom	OG	63	Boston College	1985	1	0
Conn, Dick	S	22	Georgia	1975-79	45	1
Connolly, Dan	OL	63	Southeast Missouri State	2008-14	85	71
Cook, Marv	TE	46,85	Iowa	1989-93	80	59
Cooks, Brandin	WR	14	Oregon State	2017	16	15
Cooks, Terrence	LB	58	Nicholls State	1989	3	0
Cooper, Jonathan	G	65	North Carolina	2016	0	0
Copeland, Brandon	LB	52	Pennsylvania	2020	6	4
Corbett, Steve	OG	62	Boston College	1975	14	0
Corcoran, Jim	QB	15	Maryland	1968	2	0
Corsetti, Rico	LB	93	Bates	1987	2	0

PATRIOTS **ALL-TIME** ROSTER

Costict, Ray	LB	55	Mississippi State	1977-79	46	7
Cotten, Lester	G	61	Alabama	2024	3	0
Cottrell, Dana	LB	45	Syracuse	1998	2	0
Cowan, Larry	RB	44	Jackson State	1982	6	0
Cowart, Byron	DL	99	Maryland	2019-21	19	14
Cox, Bryan	LB	51	Western Illinois	2001	11	7
Cox, Christian	LB	47	Utah	2011	0	0
Crable, Shawn	LB	98	Michigan	2008-10	6	0
Crabtree, Eric	WR	10	Pittsburgh	1971	6	4
Crawford, Elbert	OL	65	Arkansas	1990-91	30	16
Crawford, Jim	RB	30	Wyoming	1960-64	54	27
Crawford, Vernon	LB	99	Florida State	1997-99	41	1
Creswell, Smiley	DE	92	Michigan State	1985	0	0
Crittenden, Ray	WR	81	Virginia Tech	1993-94	32	4
Croom, Corey	RB	26	Ball State	1993-95	43	2
Cross, Bob	OT	77	Kilgore C.C.	1960	4	0
Crossen, Keion	DB	35	Western Carolina	2018	11	0
Croston, Cole	OL	74	Iowa	2017-18	5	0
Crouthamel, Jake	RB	34	Dartmouth	1960	2	0
Crow, Albert	DT	72	William & Mary	1960	3	2
Crump, George	DE	91	East Carolina	1982-83	9	0
Crump, Harry	RB	31	Boston College	1963	14	2
Crumpler, Alge	TE	82	North Carolina	2010	16	10
Cryder, Bob	OG	75	Alabama	1978-83	75	36
Cudzik, Walt	OC	54	Purdue	1960-63	56	NA
Cullors, Derrick	RB	29	Murray State	1997-99	31	1
Cunningham, Jay	DB	21	Bowling Green	1965-67	40	1*
Cunningham, Jermaine	DE	96	Florida	2010-12	36	14
Cunningham, Malik	QB	16	Louisville	2023	1	0
Cunningham, Korey	OL	74	Cincinnati	2019-20	12	0
Cunningham, Sam	RB	39	Southern Cal	1973-79,81-82	107	94
Currier, Bill	DB	28	South Carolina	1980	16	0
Cusick, Pete	NT	76	Ohio State	1975	13	0

- D -

NAME	POS.	#	COLLEGE	YEARS	GP	GS
Dalton, Antico	LB	93	Hampton	2000	3	0
Damkroger, Maury	LB	51	Nebraska	1974	11	0
Danenhauer, Bill	DE	77	Emporia	1960	3	NA
Davey, Rohan	QB	6	Louisiana State	2002-04	7	0
Davis, Adam	G	61	Oklahoma State	2000	0	0
Davis, Andre'	WR	18	Virginia Tech	2005	9	4
Davis Jr., Carl	DL	98	Iowa	2020-22	36	7
Davis III, Carlton	CB	7	Auburn	2025	17	17
Davis, Cody	DB	22	Texas Tech	2020-23	47	0
Davis, Don	LB	51	Kansas	2003-06	59	2
Davis, Elgin	RB	40	Central Florida	1987-88	9	0
Davis, Greg	K	5	Citadel	1989	9	0
Davis, Ja'Gared	LB	53	Southern Methodist	2013-14	4	0
Davis, Jack	OG	65	Maryland	1960	14	13
Davis, Kanorris	S	36	Troy	2013	3	0
Davis, Keionta	DL	42, 58	Tennessee-Chattanooga	2017-19	6	3
Davis, Sean	DB	30	Maryland	2021	2	0
Davis, Shockmain	WR	84	Angelo State	2000	12	1
Dawson, Bill	TE/DE	83	Florida State	1965	9	0
Dawson, Duke Jr.	DB	29	Florida	2018	0	0
Dawson, Lin	TE	87	N.C. State	1981-90	105	75
Deaderick, Brandon	DL	71	Alabama	2010-12	34	14
Dee, Bob	DE	89	Holy Cross	1960-67	112	112
Dellenbach, Jeff	C	66	Wisconsin	1995	15	5
Delucca, Gerry	OT	74	Middle Tennessee State	1960-64	19	NA
Demps, Jeff	RB	42	Florida	2012	0	0
Dennard, Alfonzo	CB	37	Nebraska	2012-14	29	20
DeOssie, Steve	LB	99	Boston College	1994-95	32	0
Denson, Damon	G	61	Michigan	1997-99	14	4

PATRIOTS **ALL-TIME** ROSTER

Derby, AJ	TE	86	Arkansas	2015-16	4	0
DeRiggi, Fred	DT	71	Syracuse	1990	2	0
Develin, James	FB	46	Brown	2012-19	83	31
Devey, Jordan	OL	65	Memphis	2014	7	4
DeVito, Tommy	QB	16	Illinois	2025	0	0
DeVree, Tyson	TE	85	Colorado	2008	2	0
Dial Jr., Marcellas	CB	27	South Carolina	2024-25	17	1
Diggs, Stefon	WR	8	Maryland	2025	17	17
Dillon, Corey	RB	28	Washington	2004-06	43	37
Dimitroff, Tom	QB	15	Miami (Ohio)	1960	3	0
Dippre, C.J.	TE	82	Alabama	2025	2	0
Discenzo, Tony	OT	76	Michigan State	1960	5	NA
Dobbs, Joshua	QB	11	Tennessee	2025	4	0
Dobson, Aaron	WR	17	Marshall	2013-15	24	13
Doig, Steve	LB	59	New Hampshire	1986-87	6	0
Dombroski, Paul	DB	47	Linfield	1981-84	36	0
Donnalley, Kevin	DB	23	N. Dakota State	1981	1	0
Dorsett II, Phillip	WR	13	Miami (Fla.)	2017-19	45	8
Dorsey, Nate	DE	66	Mississippi Valley St.	1973	2	0
Douglas, David	G	67	Tennessee	1989-90	16	6
Douglas, DeMario	WR	81, 3	Liberty	2023-25	48	14
Dowling, Brian	QB	14	Yale	1972-73	25	0
Dowling, Ras-I	CB	21	Virginia	2011-12	9	2
Dressler, Doug	RB	44	Chico State	1975	5	0
Dugger, Kyle	DB	35, 23	Lenoir-Rhyne	2020-25	81	69
Dukes, Mike	LB	54	Clemson	1964-65	25	9
DuLac, Bill	OG	68	Eastern Michigan	1974-75	26	2
Dumler, Doug	OC	58	Nebraska	1973-75	42	3
Dupard, Reggie	RB	21	Southern Methodist	1986-89	37	7
Durant, Yasir	OL	70, 72	Missouri	2021, 2025	8	1
Durdan, Cory	DT	94	North Carolina State	2025	17	4
Durko, Sandy	S	22	Southern Cal	1973-74	25	18
Dwight, Tim	WR	86	Iowa	2005	16	1
Dykes, Hart Lee	WR	88	Oklahoma State	1989-90	26	16

- E -

NAME	*POS.*	*#*	*COLLEGE*	*YEARS*	*GP*	*GS*
Easley, Dominique	DL	74, 99	Florida	2014-15	22	3
Eason, Tony	QB	11	Illinois	1983-89	72	49
Eaton, Chad	DT	90	Washington State	1996-2000	65	44
Ebner, Nate	DB	43	Ohio State	2012-19	111	0
Eckel, Kyle	FB	38	Navy	2007	12	0
Edds, A.J.	LB	90	Iowa	2011	2	0
Edelman, Julian	WR	11	Kent State	2009-20	137	85
Edmonds, Randy	LB	51	Georgia Tech	1971	14	0
Edwards, Marc	FB	44	Notre Dame	2001-02	32	23
Edwards, Robert	RB	47	Georgia	1998-2000	16	15
Edwards, Tim	DE	98	Delta State	1992	14	1
Egu, Patrick	RB	33	Nevado-Reno	1989	7	0
Eisenhauer, Larry	DE	72	Boston College	1961-69	115	107
Eitzmann, Chris	TE	86	Harvard	2000	5	1
Ekuale, Daniel	DT	95	Washington State	2021-24	41	16
Ellard, Henry	WR	17	Fresno State	1998	5	0
Elliott, Ezekiel	RB	15	Ohio State	2023	17	5
Elliott, Jamin	WR	10	Delaware	2003	1	0
Ellis, Ed	T	66	Buffalo	1997-99	9	1
Ellis, Shaun	DE	94	Tennessee	2011	14	10
Ellison, Jerry	RB	35	Tennessee-Chattanooga	1999	12	0
Elliss, Christian	LB	53	Idaho	2023-25	35	18
Eluemunor, Jermaine	OL	65, 72	Texas A&M	2019-20	22	8
Emanuel, Bert	WR	87	Rice	2001	2	1
Erickson, Alex	WR	14	Wisconsin	2024	3	0
Evans, Heath	FB	44	Auburn	2005-08	54	9

PATRIOTS **ALL-TIME** ROSTER

- F -

NAME	POS.	#	COLLEGE	YEARS	GP	GS
Fairchild, Paul	OG	66	Kansas	1984-90	84	38
Falcon, Terry	OG	68	Montana	1978-79	18	0
Farmer, Joshua	DT	92	Florida State	2025	13	3
Farmer, Lonnie	LB	55	Tennessee-Chattanooga	1964-66	31	15
Farrell, Sean	OG	62	Penn State	1987-90	43	43
Faulk, Kevin	RB	33	Louisiana State	1999-2011	161	47
Fauria, Christian	TE	88	Colorado	2002-05	64	46
Feacher, Ricky	WR	83	Mississippi Valley St.	1976	3	0
Feagles, Jeff	P	6	Miami (Fla.)	1988-89	32	0
Feehery, Gerry	G	63	Syracuse	1989	0	0
Feggins, Howard	CB	36	UNC-Charlotte	1989	11	0
Feldhausen, Paul	OT	66	Northland	1968-69	2	0
Fells, Daniel	TE	86	UC Davis	2012	13	4
Felt, Dick	DB	24	Brigham Young	1962-66	52	30
Ferentz, James	OL	66, 65	Iowa	2018-23	40	10
Ferguson, Vagas	RB	43	Notre Dame	1980-82	31	21
Fleming, Cameron	OL	71	Stanford	2014-17	47	20
Fleming, Darius	LB	58, 48, 53	Notre Dame	2014-15	11	0
Flemister, Zeron	TE	46	Iowa	2004	0	0
Fletcher, Bradley	CB	24	Iowa	2015	2	0
Fletcher, Dane	LB	52	Montana State	2010-13, 15	38	6
Fletcher, Derrick	OL	64	Baylor	1999	2	2
Flick, Tom	QB	10	Washington	1982	3	0
Flowers, Marquis	LB	59	Arizona	2017	16	2
Flowers, Trey	DL	98	Arkansas	2015-18	46	37
Floyd, Chris	FB	37	Michigan	1998-2000	40	2
Floyd, Michael	WR	14	Notre Dame	2016	2	1
Flutie, Doug	QB	2	Boston College	1987-89, 2005	22	13
Folk, Nick	K	2, 6	Arizona	2019-22	57	0
Fontenot, Chris	TE	85	McNeese State	2000	0	0
Forbath, Kai	K	5	UCLA	2019	1	0
Ford, Isaiah	WR	84	Virginia Tech	2020	0	0
Foreman, Chuck	RB	22	Miami (Fla.)	1980	16	0
Forston, Marcus	DL	98	Miami (Fla.)	2012-13	4	0
Forte, Ike	RB	38	Arkansas	1976-77	23	1
Foster, D.J.	RB	27	Arizona State	2016	3	0
Foster, Will	LB	55	Eastern Michigan	1973-74	21	1
Fox, Tim	S	48	Ohio State	1976-81	91	91
Frain, Todd	TE	44, 85	Nebraska	1987	3	2
Francis, Justin	DL	94	Rutgers	2012	10	0
Francis, Russ	TE	81	Oregon	1975-80, 87-88	92	83
Franklin, Arnold	TE	87	North Carolina	1987	14	0
Franklin, Tony	K	1	Texas A&M	1984-87	62	0
Fraser, Jim	LB/P	51	Wisconsin	1966	14	3
Frazier, Charley	WR	81	Texas Southern	1969-70	23	13
Freeman, Arturo	S	25	South Carolina	2005	2	1
Freeny, Jonathan	LB	55, 44	Rutgers	2015-16, 17	19	11
Friesz, John	QB	17	Idaho	1999-2000	2	0
Frisch, David	TE	88	Colorado State	1995	2	0
Froholdt, Hjalte	OL	64	Arkansas	2019-20	8	0
Fryar, Irving	WR	80	Nebraska	1984-92	129	104
Fullington, Darrell	S	29	Miami (Fla.)	1991	5	0
Fumagalli, Troy	TE	88	Wisconsin	2021	0	0
Funchess, Tom	OT	73	Jackson State	1968-70	39	39
Fussell, Tom	DE	83	Louisiana State	1967	12	2

- G -

NAME	POS.	#	COLLEGE	YEARS	GP	GS
Gabriel, Doug	WR	85	Central Florida	2006	12	5
Gadbois, Dennis	WR	48, 82	Boston University	1987-88	5	1
Gaffney, Jabar	WR	10	Florida	2006-08	43	20
Gaffney, Tyler	RB	36	Stanford	2014-15	0	0

PATRIOTS **ALL-TIME** ROSTER

Gaiter, Tony	WR	17	Miami (Fla.)	1997-98	1	0
Gallaher, Allen	OT	64	Southern Cal	1974	14	0
Galloway, Joey	WR	13	Ohio State	2009	3	2
Gamble, R.C.	RB	13	South Carolina State	1968-69	27	14
Gambol, Chris	OL	74	Iowa	1990	16	15
Gannon, Chris	DE	91	SW Louisiana	1990-93	36	3
Gant, Malik	DB	42	Marshall	2019	0	0
Garcia, Teddy	K	7	NE Louisiana	1988	16	0
Garcia, Tony	OL	63	Troy	2017	0	0
Gardin, Ron	WR	37	Arizona	1971	8	0
Gardner, Barry	LB	47	Northwestern	2006	0	0
Garoppolo, Jimmy	QB	10	Eastern Illinois	2014-17	17	2
Garrett, Carl	RB	30	New Mexico Highlands	1969-72	51	42
Garrett, J.D.	RB	32	Grambling State	1964-67	40	0*
Garron, Larry	RB	40	Western Illinois	1960-68	99	12*
Gash, Sam	RB	33	Penn State	1992-97	88	36
Gay, Randall	CB	21	Louisiana State	2004-07	39	14
Geddes, Bob	LB	59	UCLA	1973-75	24	6
George, Tony	S	41	Florida	1999-2000	31	1
Germany, Willie	S	29	Morgan State	1976	10	0
Gesicki, Mike	TE	88	Penn State	2023	17	10
Gibbens, Jack	LB	51	Minnesota	2025	17	8
Gibson, Antonio	RB	4	Memphis	2024-25	22	3
Gibson, Brandon	WR	13	Washington State	2015	0	0
Gibson, Ernest	CB	43	Furman	1984-88	67	14
Gilbert, Garrett	QB	19	Southern Methodist	2022	0	0
Giles, Harris, Joe	LB	44	Duke	2024	3	0
Gillen, John	LB	54	Illinois	1983	8	0
Gillislee, Mike	RB	35	Florida	2017	9	2
Gilmore, Stephon	CB	24	South Carolina	2017-20	56	56
Gipson, Paul	RB	46	Houston	1973	5	0
Gisler, Mike	G	67	Houston	1993-97	73	7
Givens, David	WR	87	Notre Dame	2002-05	53	27
Gladieux, Bob	RB	24	Notre Dame	1969-72	43	5
Glenn, Terry	WR	88	Ohio State	1996-2001	68	63
Glenn, Vencie	DB	25	Indiana State	1986	4	0
Goad, Tim	NT	72	North Carolina	1988-94	109	105
Godchaux, Davon	DT	92	Louisiana State	2021-24	68	67
Gogolak, Charlie	K	7	Princeton	1970-72	26	0
Golden, Tim	LB	59	Florida	1982-84	40	1
Golic, Bob	LB	51	Notre Dame	1979-81	33	12
Gonzalez, Christian	CB	6, 0	Oregon	2023-25	34	34
Gonzalez, Noe	RB	38	SW Texas State	1974	2	0
Gordon, Cameron	LB	45	Michigan	2014	0	0
Gordon, Josh	WR	10	Baylor	2018-19	17	17
Gordon, Steve	OL	66	California	1992-93	0	0
Gordon, Tim	S	41	Tulsa	1991-92	21	15
Gorin, Brandon	T	76	Purdue	2003-05	32	18
Gostkowski, Stephen	K	3	Memphis	2006-19	204	0
Graff, Neil	QB	15	Wisconsin	1974-75	25	2
Graham, Art	WR	84	Boston College	1963-68	75	17*
Graham, Daniel	TE	82	Colorado	2002-06	63	49
Graham, Hason	WR	81	Georgia	1995-96	19	1
Graham, Milt	OT	70	Colgate	1961-63	28	23
Graham, Shayne	K	5	Virginia Tech	2010	8	0
Granby, John	DB	25	Virginia Tech	1992	0	0
Grant, Richie	S	39	UCF	2025	1	0
Grant, Rupert	FB	34	Howard	1995	7	1
Gravely, Maurice	FS	23	Concord College	1987	1	0
Graves, White	DB	44	Louisiana State	1965-67	40	0
Gray, Jonas	RB	35	Notre Dame	2014	8	3
Gray, Leon	OT	70	Jackson State	1973-78	78	77
Green, David	RB	38	Boston College	1995	2	0
Green, Jarvis	DE	97	Louisiana State	2002-09	121	46
Green, Jerry	RB	45	Georgia Tech	1960	2	1
Green, Justin	DB	41	Illinois	2013	2	0
Green, Victor	S	27	Akron	2002	16	5
Green-Ellis, BenJarvus	RB	42	Mississippi	2008-11	53	20
Greene, Tom	QB	14	Holy Cross	1960	10	NA

PATRIOTS **ALL-TIME** ROSTER

Gregory, Eric	DT	55	Arkansas	2025	6	0
Gregory, Steve	S	28	Syracuse	2012-13	26	23
Grier, Marrio	RB	35	Tennessee-Chattanooga	1996-97	32	0
Grier, Will	QB	19	West Virginia	2023	0	0
Griffith, Richard	TE	88	Arizona	1993	3	0
Grigsby, Nicholas	LB	50	Pittsburgh	2017-18	14	0
Grimes, Reggie	DE	97	Alabama	2000	8	0
Grissom, Cory	DL	67	South Florida	2013	0	0
Grissom, Geneo	DL	92, 96	Oklahoma	2015-18	37	0
Grogan, Steve	QB	14	Kansas State	1975-90	149	131
Gronkowski, Dan	TE	82	Maryland	2011	5	1
Gronkowski, Rob	TE	87	Arizona	2010-18	115	100
Gutierrez, Matt	QB	7	Idaho State	2007-08	5	0
Guy Sr., Lawrence	DL	93	Arizona State	2017-23	110	103
Guyton, Gary	LB	58, 59	Georgia Tech	2008-11	60	32
Guyton, Myron	SS	29	Eastern Kentucky	1994-95	30	30
Guzik, John	NT	97	Ohio	1987	3	2

- H -

NAME	POS.	#	COLLEGE	YEARS	GP	GS
Hagen, Halvor	G/DE	62	Weber State	1971-72	26	15
Haggerty, Mike	OT/DE	75	Miami (Ohio)	1971	14	13
Haley, Darryl	OG	68	Utah	1982-84, 86	57	24
Hall, Ron	DB	23	Missouri Valley	1961-67	88	3
Hall, Terez	LB	59	Missouri	2020-21	8	4
Hamilton, Bobby	DE	91	Southern Mississippi	2000-03	64	62
Hamilton, Ray	DE	71	Oklahoma	1973-81	132	117
Hamilton, Woodrow	DL	74	Mississippi	2016	2	1
Hammond, Kim	QB	15	Florida State	1969-70	4	0
Hannah, John	OG	73	Alabama	1973-85	183	183
Hankerson, Leonard	WR	15	Miami (Fla.)	2015	1	0
Hanneman, Craig	DE	74	Oregon State	1974-75	20	3
Hansen, Brian	P	10	Sioux Falls	1990	16	0
Hansen, Bruce	RB	24	Brigham Young	1987	6	2
Hansen, Chad	WR	16	California	2018	0	0
Hanson, Chris	P	6	Marshall	2007-09	48	0
Harbor, Clay	TE	81	Missouri State	2016	3	0
Hare, Eddie	P	8	Tulsa	1979	16	0
Harlow, Pat	OT	77	Southern Cal	1991-95	74	64
Harmon, Duron	DB	30, 21	Rutgers	2013-19	111	29
Harper, Chris	WR	14	California	2015	5	0
Harris, Antwan	CB	23	Virginia	2000-03	52	2
Harris, Damien	RB	37	Alabama	2019-22	38	34
Harris, Darius	LB	42	Middle Tennessee St.	2025	3	0
Harris, David	LB	45	Michigan	2017	10	6
Harris, Kevin	RB	36	South Carolina	2022-23	9	1
Harris, Marshall	DE	78	Texas Christian	1983	6	2
Harris, Raymont	RB	29	Ohio State	2000	1	0
Harris, Rickie	DB	25	Arizona	1971-72	28	21
Harris, Ronnie	WR/PR/KR	84	Oregon	1993-94	6	0
Harrison, James	LB	92	Kent State	2017	1	0
Harrison, Rodney	S	37	Western Illinois	2003-08	63	62
Harry, N'Keal	WR	15, 1	Arizona State	2019-21	33	18
Hartley, Ken	P	7	Catawba	1981	2	0
Harvey, Richard	LB	58	Tulane	1990	16	9
Hasselbeck, Don	TE	80	Colorado	1977-83	86	27
Hasty, JaMycal	RB	39	Baylor	2023-24	17	0
Hauck, Tim	FS	40	Montana	1990	10	0
Hauser, Art	DT	67	Xavier	1960	8	7
Hawkins, Artrell	DB	25	Cincinnati	2005-06	19	16
Hawkins, Jaylinn	S	21	California	2024-25	32	22
Hawkins, Mike	OLB	59	Texas A&I	1978-81	59	45
Hawkins, Steve	WR	80	Western Michigan	1994	7	0
Hawthorne, Greg	WR/RB	27	Baylor	1984-86	43	11
Hayes, Chris	S	29	Washington State	2002	4	0
Hayes, Donald	WR	81	Wisconsin	2002	12	1

PATRIOTS **ALL-TIME** ROSTER

Hayman, Conway	OG	65
Haynes, Mike	CB	40
Hayes, Tae	DB	39
Haynesworth, Albert	DL	92
Henderson, Jerome	CB	36
Henderson, TeVeyon	RB	32
Hendley, David	DB	28
Henke, Karl	OT	80
Hennessey, Tom	DB	30
Henry, Hunter	TE	85
Henson, Luther	NT	70
Herline, Alan	P	6
Herman, Brad	TE	82
Hernandez, Aaron	TE	85, 81
Herock, Ken	LB	36
Herron, Justin	OL	75
Herron, Mack	RB	42
Hicks, Akiem	DL	72
Hightower, Dont'a	LB	54
Hill, Jeremy	RB	33
Hill, Marquise	DL	91
Hill, Trysten	DT	97
Hill Troy	CB	41
Hilliard, Lex	RB	30
Hines, Chasen	OL	63
Hinton, Eddie	WR	82
Hitchcock, Jimmy	CB	31
Hix, Kyle	OL	69
Hobbs, Ellis	CB	27
Hobby, Marion	DE	60
Hochstein, Russ	G	71
Hodge, Milford	DE	97
Hodson, Tommy	QB	13
Hoey, George	DB	23
Hogan, Chris	WR	15
Holcomb, Sean	LB	60
Hollins, Mack	WR	13
Hollister, Cody	WR	81
Hollister, Jacob	TE	47
Holloway, Brian	OT	76
Holmberg, Rob	LB	50
Holmes, Darryl	FS	41
Holmes, Ernie	NT	63
Holsey, Bernard	DL	99
Hoomanawanui, Michael	TE	47
Hooper, Austin	TE	81
Howard, Bob	CB	24
Howard, David	LB	99
Hoyer, Brian	QB	8, 2, 5
Huard, Damon	QB	19
Huarte, John	QB	7
Hubach, Mike	P	6
Hudson, Bill	DT	61
Hudson, Bryan	OL	61
Humber, Ramon	LB	50
Humphrey, Lil'Jordan	WR	83
Hunt, Jim Lee	DT	79
Hunt, Kevin	OT	62
Hunt, Sam	LB	50
Hunter, Ivy Joe	RB	45
Hurst, Maurice	CB	37
Hutson, Brian	SS	36
Hyland, Bob	OC	60

Delaware	1972	0	0
Arizona State	1976-82	90	86
Appalachian State	2022	2	0
Tennessee	2011	6	0
Clemson	1991-93, 1996	39	10
Ohio State	2025	17	4
S. Connecticut State	1987	2	0
Tulsa	1969	10	7
Holy Cross	1965-66	28	23
Arkansas	2021-27	81	67
Ohio State	1982-84	21	2
Vanderbilt	1987	3	0
Iowa	2012	0	0
Florida	2010-12	38	29
West Virginia	1969	6	0
Wake Forest	2020-22	28	10
Kansas State	1973-75	35	20
Regina	2015	13	0
Alabama	2012-19, 21	117	114
Louisiana State	2018	1	0
Louisiana State	2004-06	13	0
Central Florida	2023-24	3	0
Oregon	2015	0	0
Montana	2012	2	0
Louisiana State	2022	0	0
Oklahoma	1974	9	1
North Carolina	1995-97	37	20
Texas	2011-12	0	0
Iowa State	2005-08	63	49
Tennessee	1990-92	42	8
Nebraska	2002-08	92	20
Washington State	1986-89	49	8
Louisiana State	1990-92	32	12
Michigan	1972-73	25	18
Monmouth	2016-18	40	28
Texas A&I	1995	0	0
North Carolina	2025	15	13
Arkansas	2018	0	0
Wyoming	2017-18	23	2
Stanford	1981-86	88	77
Penn State	2000	18	5
Ft. Valley State	1987-89	44	3
Texas Southern	1978	3	0
Duke	2002	8	0
Illinois	2012-15	45	28
Stanford	2024-25	33	14
San Diego State	1975-77	37	15
Long Beach State	1991-92	32	15
Michigan State	2009-11, 17-18, 20-22	30	2
Washington	2001-03	4	0
Notre Dame	1966-67	18	0*
Kansas	1980-81	21	0
Clemson	1965	4	4
Louisville	2024	0	0
North Dakota State	2018	6	0
Texas	2022	6	2
Prairie View	1960-70	146	55*
Doane	1973	1	0
Stephen F. Austin	1974-79	84	82
Kentucky	1991	13	10
Southern	1989-95	104	101
Mississippi State	1990	2	0
Boston College	1977	3	0

PATRIOTS **ALL-TIME** ROSTER

- I -

NAME	POS.	#	COLLEGE	YEARS	GP	GS
Ihedigbo, James	S	44	Massachusetts	2011	16	12
Ilg, Ray	LB	45	Colgate	1967-68	28	3
Imhof, Martin	DE	64	San Diego State	1975	5	3
Ingram, Brian	LB	51	Tennessee	1982-85	39	0
Ingram, Jake	LS	47	Hawaii	2009-10	24	0
Iosefa, Joey	RB	47	Hawaii	2015	2	0
Irwin, Heath	G	63	Colorado	1996-99	44	16
Isaia, Sale	G	72	UCLA	2000	16	14
Israel, Steve	CB	21	Pittsburgh	1997-99	29	20
Iton, Isaiah	DT	68	Rutgers	2025	0	0
Ivory, Horace	RB	23	Oklahoma	1977-81	45	12
Ivy, Corey	CB	28	Oklahoma	1999	0	0
Iwuoma, Chidi	CB	29	California	2006	3	0
Izzo, Larry	LB	53	Rice	2001-08	127	0
Izzo, Ryan	TE	85	Florida State	2018-20	18	16

- J -

NAME	POS.	#	COLLEGE	YEARS	GP	GS
Jackson, Chad	WR	17	Florida	2006-07	14	1
Jackson, Curtis	WR	82	Texas A&M	2000	7	2
Jackson, Eddie	CB	29	Arkansas	2007	3	0
Jackson, Harold	WR	29	Jackson State	1978-81,87	64	62
Jackson, Honor	DB	29	Pacific	1972-73	20	12
Jackson, JaQuae	WR	82	Rutgers	2024	0	0
Jackson, J.C.	DB	27, 29	Maryland	2018-21, 23	70	45
Jackson Sr. Michael	CB	45	Miami (Fla.)	2020	1	0
Jackson, Steven	RB	39	Oregon State	2015	2	1
Jackson, Tre'	G	63	Florida State	2015-16	13	9
Jacobs, Curtis	LB	52	Penn State	2024	9	2
Jacobs, Demontrey	T	75	South Florida	2024	15	13
Jacobs, Harry	DE/LB	83	Bradley	1960-62	23	NA
Jacobs, Ray	DT	87	Howard Payne	1969	8	5
Jagielski, Harry	DT	73	Indiana	1960-61	19	18
Jaimes, Brenden	OL	61	Nebraska	2025	4	0
James, Craig	RB	32	Southern Methodist	1984-88	52	33
James, D.J.	CB	30	Auburn	2025	1	0
James, Roland	SS	38	Tennessee	1980-90	145	122
Janik, Tom	DB/P	21	Texas A&I	1969-71	42	3
Jarostchuk, Ilia	LB	50	New Hampshire	1990	12	1
Jarvis, Ray	WR	87	Norfolk State	1979	7	0
Jean Francois, Ricky	DL	94	Louisiana State	2017	6	1
Jefferson, Shawn	WR	84	Central Florida	1996-99	63	61
Jelks, Andrew	OL	76	Vanderbilt	2017	0	0
Jells, Dietrich	WR	83	Pittsburgh	1996-97	18	1
Jenkins, Ed	RB	30	Holy Cross	1974	3	0
Jennings, Anfernee	LB	58, 33	Alabama	2020-25	75	40
Jennings, Terrell	RB	26	Florida A&M	2024-25	10	0
Jeter, Gary	DE	99	Southern Cal	1989	14	0
John, Ulrick	OL	67	Georgia State	2018	0	0
Johnson, Andy	RB	32	Georgia	1974-81	94	43
Johnson, Anthony	DL	96	Louisiana State	2016	4	1
Johnson, Bethel	WR	81	Texas A&M	2003-05	39	7
Johnson, Billy	DB	47	Nebraska	1966-69	32	4
Johnson, Charles	WR	81	Colorado	2001	14	2
Johnson, Damaris	WR	15	Tulsa	2015	1	0
Johnson, Damian	OG	68	Kansas State	1990	16	16
Johnson, Daryl	DB	23	Morgan State	1968-71	42	41
Johnson, D'Ernest	RB	34	South Florida	2025	7	0
Johnson, Ellis	RB	38	S.E. Louisiana	1965-66	28	2
Johnson II, Eric	DT	96	Missouri State	2024	11	0
Johnson, Garrett	NT	60	Illinois	2000	8	2
Johnson, Jakob	FB	47	Tennessee	2019-21	37	20
Johnson, Joe	OE	24	Boston College	1960-61	13	11

PATRIOTS **ALL-TIME** ROSTER

Johnson, Lee	P	10	Brigham Young	1999-2001	37	0
Johnson, Leonard	DB	34	Iowa State	2015	4	3
Johnson, Mario	DL	98	Missouri	1993	6	0
Johnson, Olrick	LB	51	Florida A&M	2000	12	0
Johnson, Preston	RB	48	Florida A&M	1968	3	0
Johnson, Rufus	LB	59	Tarleton State	2015	1	0
Johnson, Steve	TE	85	Virginia Tech	1988	14	3
Johnson, Ted	LB	52	Colorado	1995-2004	117	104
Jones, Aaron	DE	97	Eastern Kentucky	1993-95	37	1
Jones, Cedric	WR	83	Duke	1982-90	120	37
Jones, Chandler	DE	95	Syracuse	2012-15	55	52
Jones, Chris	DT	94	Bowling Green	2013-15	28	23
Jones, Cyrus	CB	24, 41	Alabama	2016-18	12	1
Jones, Don	S	29	Arkansas State	2014	9	0
Jones, Ezell	OT	74	Minnesota	1969-70	15	0
Jones, Jack	DB	13	Arizona State	2022-23	17	2
Jones, Jonathan	CB	31	Auburn	2016-24	132	71
Jones, Kenyatta	T	74	South Florida	2001-02	18	11
Jones, Mac	QB	10	Alabama	2021-23	42	42
Jones, Marcus	CB	25	Houston	2022-25	48	22
Jones, Mike	DE	96	North Carolina State	1994-97	61	37
Jones, Nate	DB	23	Rutgers	2011	5	1
Jones, Tebucky	DB	34	Syracuse	1998-2002, 06	72	36
Jones, Todd	OL	63	Texas A&M	1993	4	0
Jones, Truman	DE	54	Harvard	2024-25	2	0
Jordan, LaMont	RB	32	Maryland	2008	8	0
Jordan, Michael	G	74	Ohio State	2024	12	11
Jordan, Shelby	OT	74	Washington (Mo.)	1975,77-82	95	87
Jordan, Tim	LB	93	Wisconsin	1987-89	30	10
Judon, Matthew	LB	9	Grand Valley State	2021-23	38	33

- K -

NAME	POS.	#	COLLEGE	YEARS	GP	GS
Kaczur, Nick	T	77	Toledo	2005-10	68	62
Kadziel, Roin	LB	52	Stanford	1972	14	1
Kamalu, Ufomba	DL	97	Miami (Fla.)	2018	2	0
Kapp, Joe	QB	11	California	1970	11	10
Karras, Ted	G	75, 67	Illinois	2016-19, 21	77	33
Kasper, Kevin	WR	10	Iowa	2004	8	0
Katula, Matt	LS	48	Wisconsin	2010	8	0
Katzenmoyer, Andy	LB	59	Ohio State	1999-2001	24	14
Kecman, Dan	LB	45	Maryland	1970	1	0
Keene, Dalton	TE	44	Virginia Tech	2020-21	6	0
Keeton, Durwood	S	29	Oklahoma	1975	12	0
Kelley, Ethan	DL	99	Baylor	2004	1	0
Kelly, Ben	CB/KR	31	Colorado	2001-02	9	0
Kelly, Tommy	DL	93	Mississippi State	2013	5	5
Kerrigan, Mike	QB	19	Northwestern	1983-84	2	0
Kessler, Cody	QB	6	Southern California	2019	0	0
Key, David	S	26	Michigan	1991	3	0
Khayat, Ed	DT	73	Tulane	1966	14	0
Kight, Kelvin	WR	19	Florida	2006	4	1
Kilgo, Darius	DL	96	Maryland	2016	0	0
Kimber, Bill	OE	86	Florida State	1961	4	NA
Kinchen, Brian	LS	46	Louisiana State	2003	2	0
Kiner, Steve	LB	57	Tennessee	1971, 73	28	28
King, Brandon	DB/LB	36	Auburn	2015-21	73	0
King, Claude	RB	41	Houston	1962	14	0
King, Steve	LB	52	Tulsa	1973-81	124	40
Kingsbury, Kliff	QB	16	Texas Tech	2003	0	0
Kitchen, Ishmaa'ily	DL	70	Kent State	2015	1	0
Klecko, Dan	DL	90	Temple	2003-05	29	3
Klein, Dick	OT	62	Iowa State	1961-62	24	22
Klemm, Adrian	G/T	70	Hawaii	2000-04	26	10
Kline, Josh	OL	67	Kent State	2013-15	33	18

PATRIOTS **ALL-TIME** ROSTER

Knief, Gayle	WR	84	Morningside	1970	3	0
Knutson, Matt	T	62	North Dakota	2002	0	0
Koontz, Ed	LB	54	Catawba	1968	6	1
Kopp, Jeff	LB	91	Southern California	1999	6	0
Koppen, Dan	C	67	Boston College	2003-11	121	120
Koutouvides, Niko	LB	90	Purdue	2011-12	22	1
Krakau, Merv	LB	53	Iowa State	1978	1	0
Kratch, Bob	G	61	Iowa	1994-96	40	36
Kromah, Jamree	DE	58	James Madison	2024	0	0
Kuberski, Bob	DT	93	Navy	1999	5	0
Kuehn, Art	OC	78	UCLA	1983	2	0
Kurpeikis, Justin	LB	47	Penn State	2004	5	0

- L -

NAME	POS.	#	COLLEGE	YEARS	GP	GS
LaCosse, Matt	TE	83	Illinois	2019, 21	12	8
Ladd, Anthony	WR	18	Cincinnati	1998	4	0
LaFell, Brandon	WR	19	LSU	2014-15	27	20
LaFreniere, Bill	WR	88	Northeastern	1987	0	0
Lambert, Dion	DB	28	UCLA	1992-93	30	4
Lampe, Brock	FB	46	Northern Illinois	2025	0	0
Landry, Anthony	RB	35	Stephen F. Austin	1990	0	0
Landry III, Harold	LB	2	Boston College	2025	15	14
Lane, Max	OT	68	Navy	1994-2000	100	70
Langham, Antonio	CB	38	Alabama	2000	15	7
Langi, Harvey	LB	48, 52	Brigham Young	2017, 21-22	10	1
Larsen, Spencer	FB	46	Arizona	2012	0	0
Larison, Lan	RB	34	UC Davis	2025	0	0
Larson, William	RB	34	Western Illinois	1960	1	0
Lassiter, Ike	DE	87	St. Augustine's	1970-71	19	16
Law, Ty	CB	24	Michigan	1995-2004	141	133
Lawson, Jamie	RB	29	North Carolina State	1990	1	0
Lawson, Odell	RB	32	Langston	1970-71	16	3
LeBlanc, Michael	RB	27, 40	Stephen F. Austin	1987	4	2
Lee, Eric	DL	55	South Florida	2017	6	5
Lee, John	DE	66	Nebraska	1981	4	4
Lee, Keith	DB	22	Colorado State	1981-84	54	8
Lee, Kevin	WR	86	Alabama	1994-95	7	2
Lee, Robert	G	60	Missouri	1960	8	NA
Legette, Bernie	RB	35	Michigan State	1993-94	10	0
Lengel, Matt	TE	82	Eastern Kentucky	2016	6	0
Lenkaitis, Bill	C	67	Penn State	1971-81	151	119
Leo, Bobby	WR	24	Harvard	1967-68	3	0
Leo, Charlie	OG	63	Indiana	1960-62	34	NA
Leo, Titus	LB	97	Wagner	2024	4	0
Leonard, Louis	DL	66	Fresno State	2010	1	0
Leverett, Nick	G/C	51	North Carolina Central	2024	5	1
LeVoir, Mark	T	64	Notre Dame	2008-10	32	2
Lewis, Bill	C	75	Nebraska	1993	7	5
Lewis, Dion	RB	33	Pittsburgh	2015-17	30	19
Lewis, Vernon	CB	43	Pittsburgh	1993-96	44	2
Light, Matt	T	72	Purdue	2001-11	155	153
Lindquist, Paul	DT	67	New Hampshire	1961	2	NA
Linne, Larry	WR	80	Texas-El Paso	1987	3	3
Lippett, Ronnie	DB	42	Miami (Fla.)	1983-91	122	111
Livingston, Walt	RB	24	Heidelberg	1960	3	0
Lloyd, Brandon	WR	85	Illinois	2012	16	15
Lockett, Bret	DB	38, 26	UCLA	2009-11	10	0
Lockhart, Eugene	LB	51	Houston	1991-92	32	21
Lockwood, Scott	RB	40	Southern Cal	1992-93	4	0
Lofton, Oscar	OE	86	S.E. Louisiana	1960	14	6
Lofton, Steve	CB	38	Texas A&M	1997	10	0
Long, Charlie	G	76	Tennessee-Chattanooga	1961-69	124	17
Long, Chris	DE	95	Virginia	2016	16	7
Long, Mike	OE	87	Brandeis	1960	2	1

PATRIOTS **ALL-TIME** ROSTER

Looker, Dane	WR	87	Washington	2000	0	0
Lott, Billy	RB	32	Mississippi	1961-63	35	13
Loudd, Rommie	LB	60	UCLA	1961-62	27	13
Loukas, Angelo	G	66	Northwestern	1970	2	0
Love, Arther	TE	48	South Carolina St.	2001	0	0
Love, Kyle	DL	74	Mississippi State	2010-12	41	25
Lowe, Omare	CB	23	Washington	2004	3	0
Lowe, Vederian	T	59	Illinois	2023-25	42	25
Lowery, Nick	K	7	Dartmouth	1978	2	0
Lowry, Orlando	LB	91	Ohio State	1989	2	0
Lua, Oscar	LB	49	Southern Cal	2007	0	0
Lucas, Ray	WR	15	Rutgers	1996	2	0
Lunsford, Mel	DE	72	Central State (Ohio)	1973-80	92	74
Lyle, Rick	DL	96	Missouri	2002-03	21	3

- M -

NAME	POS.	#	COLLEGE	YEARS	GP	GS
Mack, Isaiah	DL	94	Chattanooga	2020	2	0
Mafi, Atonio	OL	68	UCLA	2023	17	5
Mahoney, John "Butch"	CB	23	American International	1961	NA	NA
Maitland, Jack	RB	40	Williams	1971-72	27	0
Mallard, Wesly	LB	96	Oregon	2005	3	0
Mallett, Ryan	QB	15	Arkansas	2011-13	4	0
Mallory, Irvin	DB	43	Virginia Union	1971	2	0
Maluia, Cassh	LB	46	Wyoming	2020	9	0
Maneri, Steve	T/TE	65, 86	Temple	2010, 14	1	0
Mangiero, Dino	NT	96	Rutgers	1987	2	0
Mangum, John	DT	74	Southern Mississippi	1966-67	28	5
Mankins, Logan	OL	70	Fresno State	2005-13	130	130
Mapu, Marte	LB/S	30, 15	Sacramento State	2023-25	44	10
Marion, Fred	FS	31	Miami (Fla.)	1982-91	144	114
Maroney, Laurence	RB	39	Minnesota	2006-10	45	14
Marsh, Aaron	WR	29	Eastern Kentucky	1968-69	28	16
Marsh, Cassius	DE	55	UCLA	2017	9	1
Marshall, Al	WR	88	Boise State	1974	4	0
Martin, Curtis	RB	28	Pittsburgh	1995-97	45	43
Martin, Derrick	S	26	Wyoming	2012	5	0
Martin, Eric	LB	53	Nebraska	2015	4	0
Martin, Donald	CB	38	Yale	1973	14	2
Martin, Keshawn	WR	82	Michigan State	2015	9	8
Martin, Marcus	OL	68	Southern California	2020	1	0
Martin, Sammy	WR	82	Louisiana State	1988-91	40	1
Martin, Steve	DT	90	Missouri	2002	14	5
Mason, Dave	S	28	Nebraska	1973	8	1
Mason, Shaq	OL	69	Georgia Tech	2015-21	103	98
Mass, Wayne	OT	75	Miami (Fla.)	1972	6	0
Massey, Jim	CB	47	Linfield	1974-75	15	1
Matich, Trevor	OC	64	Brigham Young	1985-88	26	11
Matthews, Bill	LB	53	South Dakota State	1979-81	48	10
Matthews, Henry	RB	35	Michigan State	1972	3	3
Matthews, Michael	TE	80	Georgia Tech	2009	4	0
Mathis, Ochaun	LB	32	Nebraska	2024	5	0
May, Art	DE	71	Tuskegee	1971	11	5
Maye, Drake	QB	10	North Carolina	2024-25	30	29
Mayo, Jerod	LB	51	Tennessee	2008-15	103	93
Mays, Corey	LB	46	Notre Dame	2006-07	9	0
Mayer, Shawn	S	39, 23	Penn State	2003-04	12	0
McAlister, James	RB/KR	37	UCLA	1978	16	0
McCabe, Jerry	LB	52	Holy Cross	1987	3	3
McCall, Bob	RB	24	Arizona	1973	8	1
McCarron, Riley	WR	17	Iowa	2018	1	0
McCarthy, Shawn	P	11	Purdue	1991-92	29	0
McClain, Terrell	DL	93	South Florida	2012	1	0
McClellan, Albert	LB	59	Marshall	2018	7	0
McClellin, Shea	LB	58	Boise State	2016-17	14	4
McComb, Don	DE	85	Villanova	1960	1	0

PATRIOTS **ALL-TIME** ROSTER

McCourty, Devin	DB	32	Rutgers	2010-22	205	205
McCourty, Jason	CB	30	Rutgers	2018-20	44	33
McCrary, Fred	FB	44	Mississippi State	2003	6	3
McCray, Prentice	S	34	Arizona State	1974-80	81	65
McCurry, Dave	S	40	Iowa State	1974	2	0
McDermott, Conor	OL	75	UCLA	2022-23	12	11
McDermott, Sean	LS	49	Kansas	2003	1	0
McDonald, Dewey	S	31	California (Pa.)	2015	1	0
McDonald, Nick	OL	65	Grand Valley State	2011-12	16	3
McDougald, Doug	DE	70	Virginia Tech	1980	8	0
McGee, George	OT	75	Southern	1960	14	14
McGee, Tony	DE	78	Bishop (Texas)	1974-81	119	37
McGinest, Willie	DE/LB	55	Southern Cal	1994-2005	171	146
McGovern, Rob	LB	58	Holy Cross	1992	4	0
McGowan, Brandon	S	30	Maine	2009-10	16	11
McGrew, Lawrence	LB	50	Southern Cal	1980-89	122	74
McGrew, Michael	WR	15	Virginia	2005	0	0
McGrone, Cameron	LB	45	Michigan	2021-22	0	0
McGruder, Scooter	CB	27	Kent State	1996-97	17	0
McHale, Joe	LB	55	Delaware	1987	3	0
McKay, Bob	OT	66	Texas	1976-78	39	16
McKenzie, Tyrone	LB	44	South Florida	2009	0	0
McKinnon, Don	LB	51	Dartmouth	1963-64	17	2
McMahon, Art	DB	28	N.C. State	1968-72	43	7
McMichael, Steve	DL	66	Texas	1980	6	0
McMillan, Raekwon	LB	46, 50	Ohio State	2021-24	25	5
McMurtry, Greg	WR	86	Michigan	1990-93	58	41
McNeil, Emmanuel	NT	92	Tennessee-Martin	1989	1	0
McQuay, Leon	RB	31	Tampa	1975	13	0
McSwain, Chuck	RB	32	Clemson	1987	3	1
McSwain, Rod	CB	23	Clemson	1984-90	90	17
Meggett, David	RB	22	Towson State	1995-97	48	3
Megna, Marc	LB	96, 99	Richmond	1999-2000	4	0
Meixler, Ed	LB	52	Boston University	1965	4	0
Melander, Jon	OG	64	Minnesota	1991	11	3
Melifonwu, Obi	DB	22	Connecticut	2018-19	2	0
Melvin, Rashaan	DB	24	Northern Illinois	2015	8	0
Merkerson, Ron	LB	50	Colorado	1999	0	0
Meriweather, Brandon	DB	31	Miami (Fla.)	2007-10	64	40
Mesko, Zoltan	P	14	Michigan	2010-12	48	0
Meyers, Jakobi	WR	16	North Carolina State	2019-22	60	39
Michel, Sony	RB	26	Georgia	2018-20	38	28
Mickens, Ray	CB	38	Texas A&M	2006	4	0
Mildren, Jack	S	45	Oklahoma	1974	14	10
Millen, Hugh	QB	7	Washington	1991-92	20	20
Miller, Al	RB	32	Boston College	1960	14	8
Miller, Dan	K	6	Miami (Fla.)	1982	2	0
Miller, Jim	QB	13	Michigan State	2004	0	0
Miller, Josh	P	8	Arizona	2004-06	42	0
Milloy, Lawyer	S	36	Washington	1996-2002	112	106
Mills, Garrett	TE	45	Tulsa	2006	0	0
Mills, Jalen	DB	2	Louisiana State	2021-23	43	34
Milton III, Joe	QB	19	Tennessee	2024	1	0
Mingo, Barkevious	LB	51	Louisiana State	2016	16	0
Minor, Kobee	DB	19	Memphis	2025	4	0
Mirich, Rex	DT	76	Northern Arizona	1970	7	1
Mitchell, Brandon	DE	98	Texas A&M	1997-2001	62	37
Mitchell, DaMarcus	DL	97	Purdue	2022	16	0
Mitchell, Leroy	DB	41	Texas Southern	1967-68	28	28
Mitchell, Malcolm	WR	19	Georgia	2016-17	14	6
Mitchell, Mel	S	24	Western Kentucky	2006-07	10	0
Moe, TJ	WR	84	Missouri	2013	0	0
Molden, Antwaun	CB	27	Eastern Kentucky	2011	16	2
Moncrief, Donte	WR	14	Mississippi State	2020	6	0
Montgomery II, Ty	WR	14	Stanford	2022-23	14	0
Montler, Mike	OT	64	Colorado	1969-72	53	50
Moore, Arthur	DT	75	Tulsa	1973-77	29	0
Moore, Brandon	OT	70	Duke	1993-95	26	0

PATRIOTS **ALL-TIME** ROSTER

Moore, Eric	DL	92, 98	Florida State	2010, 11	6	3
Moore, Greg	LB	54	Tennessee-Chattanooga	1987	3	3
Moore, Leroy	DE	61	Ft. Valley State	1961-62	19	2
Moore, Marty	LB	58,90	Kentucky	1994-99, 2001	96	10
Moore, Rashad	DL	95	Tennessee	2007	1	0
Moore, Sterling	DB	29	Southern Methodist	2011-12	14	3
Moore, Steve	OT	67	Tennessee State	1983-87	52	31
Moore, Will	WR	83	Texas Southern	1995	16	13
Moore, Zach	DL	90	Concordia-St. Paul	2014	8	1
Moreland, Earthwind	CB	29	Georgia Southern	2004	9	2
Morey, Sean	WR	85	Brown	1999	2	0
Morgan, Stanley	WR	86	Tennessee	1977-89	180	165
Morris, Aric	S	29	Michigan State	2003	4	0
Morris, James	LB	49	Iowa	2014	0	0
Morris, Jamie	RB	24	Michigan	1990	5	0
Morris, Jon	OC	56	Holy Cross	1964-74	130	82
Morris, Sammy	RB	34	Texas Tech	2007-10	41	12
Morriss, Guy	OC	75	Texas Christian	1984-87	53	22
Mosely, Quandre	DB	34	Kentucky	2022	1	0
Moses, Morgan	T	76	Virginia	2025	17	17
Mosier, John	TE	88	Kansas	1973	2	2
Moss, Randy	WR	81	Marshall	2007-10	52	51
Moss, Roland	TE	86	Toledo	1971	14	6
Moss, Zefross	T	77	Alabama State	1997-99	42	42
Mowatt, Zeke	TE	81	Florida State	1990	10	0
Mruczkowski, Gene	OL	64	Purdue	2003-06	18	0
Mulligan, Matthew	TE	88	Maine	2013	15	4
Muma, Chad	LB	49	Wyoming	2025	3	0
Munford Jr. Thayer	T	74	Ohio State	2025	5	2
Munson, Calvin	LB	43	San Diego State	2021, 22-23	10	0
Murphy, Caleb	LB	45	Ferris State	2025	5	0
Murray, Bill	OL	62	William & Mary	2022	1	0
Murphy, Bill	WR	31	Cornell	1968	6	5
Murphy, Jim	QB	7	Northeastern	1998	0	0
Murrell, Marques	LB	93	Appalachian State	2010	1	0
Myers, Leonard	CB	25	Miami (Fla.)	2001-02	15	1

- N -

NAME	POS.	#	COLLEGE	YEARS	GP	GS
Nance, Jim	RB	35	Syracuse	1965-71	94	66*
Naposki, Eric	LB	49	Connecticut	1988-89	4	0
Neal, Stephen	OL	61	Cal State Bakersfield	2001-10	86	81
Neblett, Andre	DL	71	Temple	2013	1	0
Neighbors, Billy	OG	73	Alabama	1962-65	56	56
Nelson, Edmund	DE	65	Auburn	1988	12	1
Nelson, Steve	LB	57	N. Dakota State	1974-87	174	173
Neumann, Tom	RB	36	Northern Michigan	1963	10	4
Neville, Tommy	OT	77	Mississippi State	1965-77	160	114*
Newhouse, Marshall	OL	72	Texas Christian	2019	15	9
Newton, Cam	QB	1	Auburn	2020	15	15
Ngakoue, Yannick	LB	55	Maryland	2024	6	0
Nichols, Bob	TE	87	Boston University	1967-68	15	1
Nichols, Ricky	WR	86	East Carolina	1987	1	0
Ninkovich, Rob	LB/DE	50	Purdue	2009-16	123	101
Nixon, Tre	WR	82	Central Florida	2023	0	0
Nordin, Quinn	K	3, 47	Michigan	2021-22	0	0
Nugent, David	DE	92	Purdue	2000-01	15	1
Nugent, Mike	K	2	Ohio State	2019	4	0

- O -

NAME	POS.	#	COLLEGE	YEARS	GP	GS
O'Callaghan, Ryan	T	68	California	2006-08	25	7
O'Connell, Kevin	QB	5	San Diego State	2008	2	0
O'Hanley, Ross	DB	25	Boston College	1960-65	63	NA
O'Neal, Deltha	CB	21	California	2008	16	10

PATRIOTS **ALL-TIME** ROSTER

O'Neill, Pat	P	5	Syracuse	1994-95	24	0
Oakes, Don	OT	71	Virginia Tech	1963-68	27	16
Ochocinco, Chad	WR	85	Oregon State	2011	15	3
Ohrnberger, Rich	OL	60	Penn State	2009-11	5	0
Ojinnaka, Quinn	OL	69	Syracuse	2010	8	0
Olszewski, Gunner	WR	80	Bemidji State	2019-21	37	2
Onwenu, Mike	OL	71	Michigan	2020-25	98	90
Okorafor, Chukwuma	T	77	Western Michigan	2024	1	1
Orton, Greg	WR	16	Purdue	2014	0	0
Osborn, K.J.	WR	2	Miami	2024	7	4
Osborne, Chuck	DT	71	Arizona	2000	0	0
Osley, Willie	CB	37	Illinois	1974	10	4
Outlaw, John	DB	44	Jackson State	1969-72	33	19
Overton, Don	RB	29	Fairmont State	1990	7	0
Owen, Tom	QB	17	Wichita State	1976-81	12	1
Owens, Dennis	NT	98	N.C. State	1982-86	71	44
Ozigbo, Devine	RB	34	Nebraska	2021	0	0

- P -

NAME	POS.	#	COLLEGE	YEARS	GP	GS
Page, Jarrad	S	44	UCLA	2010	10	1
Palardy, Michael	P	17	Tennessee	2022	8	0
Parilli, Babe	QB	15	Kentucky	1961-67	94	11*
Parker, DeVante	WR	1	Louisville	2022-23	26	24
Parker, Riddick	DT	97	North Carolina	2001	13	0
Pass, Patrick	RB	35	Georgia	2000-06	78	11
Patrick, Mike	P	2	Mississippi State	1975-78	43	0
Patten, David	WR	86	Western Carolina	2001-04	54	44
Patterson, Cordarrelle	WR	84	Tennessee	2018	15	5
Patton, Jerry	DE	72	Nebraska	1975	3	3
Paulk, Jeff	FB	46	Arizona State	2000	1	0
Paxton, Lonie	LS	66	Sacramento State	2000-08	141	0
Pennywell, Carlos	WR	88	Grambling State	1978-81	48	2
Peoples, George	RB	35	Auburn	1983	16	0
Peppers, Jabrill	S	3,5	Michigan	2022-24	38	26
Perkins, Ronnie	LB	51	Oklahoma	2021-22	0	0
Perkins, Willis	OG	67	Texas Southern	1961	1	1
Perryman, Robert	RB	34	Michigan	1987-89	41	31
Peterson, Joe	CB	45	Nevada-Reno	1987	3	3
Petrus, Mitch	OL	67	Arkansas	2012	2	0
Pettway, La'Michael	TE	46	Iowa State	2023	0	0
Pettus, Dell	S	24	Troy	2024-25	34	1
Pharms Jr., Jeremiah	DT	70,98	Friends	2023-25	31	5
Phelps, Leroy	DB	46	Oregon	1960	2	0
Phifer, Roman	LB	95	UCLA	2001-04	59	46
Phillips, Adrian	DB	21	Texas	2020-23	67	38
Phillips, Jess	RB	35	Michigan State	1976-77	27	0
Philpott, Ed	LB	52	Miami (Ohio)	1967-71	68	53
Pickering, Clay	WR	48	Maine	1987	1	0
Pitts, Mike	DE	93	Alabama	1993-94	32	31
Pleasant, Anthony	DE	98	Tennessee State.	2001-03	37	27
Plunkett, Art	OT	70	UNLV	1985, 87	22	1
Plunkett, Jim	QB	16	Stanford	1971-75	61	61
Polite, Lousaka	FB	36	Pittsburgh	2011	1	0
Polk, Ja'Lynn	WR	1	Washington	2024-25	15	7
Ponder, Elijah	LB	91	Cal Poly	2025	15	0
Pool, David	CB	27	Carson-Newman	1991-92	31	17
Poole, Tyrone	CB	38	Fort Valley State	2003-05	22	21
Pope, Ken	CB	41	Oklahoma	1974	4	0
Porell, Tom	NT	65	Boston College	1987	1	1
Porter, Willie	DB	27	Texas Southern	1968	13	0
Posey, David	K	9	Florida	1978	11	0
Poteat, Hank	CB	31, 32	Pittsburgh	2004-06	12	2
President, Andre	TE	88	Angelo State	1995	1	0
Prestridge, Luke	P	17	Baylor	1984	9	0

PATRIOTS **ALL-TIME** ROSTER

Price, Kenny	LB	54	Iowa	1971	1	0
Price, Taylor	WR	17	Ohio	2010-11	4	0
Prince, Deneric	RB	30	Tulsa	2025	0	0
Profit, Eugene	DB	22	Yale	1986-88	5	0
Pruett, Perry	DB	39	North Texas State	1971	11	1
Pryor, Myron	DL	91	Kentucky	2009-11	24	2
Puetz, Garry	OG	77	Valparaiso	1979-81	36	5
Purnell, Lovett	TE	48,85	West Virginia	1996-98	34	7
Purvis, Vic	WR	31	Southern Mississippi	1966-67	16	0*
Pyne, George	DL	75	Olivet	1965	14	4

- R -

NAME	POS.	#	COLLEGE	YEARS	GP	GS
Rademacher, Bill	WR	33	N. Michigan State	1969-70	27	5
Rakoczy, Gregg	OL	71	Miami (Fla.)	1991-92	21	4
Ramsey, Derrick	TE	88	Kentucky	1983-85	46	23
Ramsey, Tom	QB	12	UCLA	1985-88	21	4
Ratkowski, Ray	RB	23	Notre Dame	1961	1	NA
Rawlings, Josh	OL	62	Minnesota	2000	0	0
Ray, Eddie	RB/P	36	Louisiana State	1970	5	1
Ray, Terry	S	23	Oklahoma	1993-96	63	24
Reagor, Jalen	WR	83	TCU	2023	11	1
Redd, Vince	LB	49	Liberty	2008	5	0
Redding, Reggie	OL	70	Cal State-Fullerton	1992	14	14
Redmond, Alex	OL	64	UCLA	2021	0	0
Redmond, J.R.	RB	21	Arizona State	2000-02	33	5
Reed, Benton	DE	71	Mississippi	1987	3	3
Reedy, Bernard	WR	17	Toledo	2017	2	0
Rehberg, Scott	T	60	Central Michigan	1997-98	8	0
Rehder, Tom	OT	76	Notre Dame	1988-89	32	0
Reid, Dexter	S	42	North Carolina	2004	13	2
Reiff, Riley	OL	74	Iowa	2023	1	0
Reilly, Kevin	LB	55	Villanova	1975	4	1
Reilly, Trevor	LB	51	Utah	2017	6	1
Revis, Darrelle	CB	24	Pittsburgh	2014	16	16
Rembert, Johnny	LB	52	Clemson	1983-92	126	72
Reynolds, Bob	OT	74	Bowling Green	1972-73	20	14
Reynolds, Ed	LB	95	Virginia	1983-91	119	34
Reynolds, Ricky	CB	21	Washington State	1994-96	42	35
Reynolds, Ross	OL	64	Iowa	2020	0	0
Reynolds, Tom	WR	21	San Diego State	1972	12	0
Rheams, Leonta	DL	75	Houston	1998	6	0
Rice, Monty	LB	45	Georgia	2024	3	1
Rice, Rodney	DB	43	Brigham Young	1989	10	0
Richard, Darryl	DL	90	Georgia Tech	2009-2010	0	0
Richard, Jamey	OL	71	Buffalo	2012	0	0
Richards, Dave	OL	62	UCLA	1996	5	0
Richards, Jordan	DB	37, 39	Stanford	2015-17, 19	44	7
Richardson, Al	DE	79	Grambling State	1960	3	NA
Richardson, Jesse	DT	75	Alabama	1962-64	42	NA
Richardson, Mike	DB	35	Notre Dame	2007-08	10	0
Richardson, Tom	WR	49	Jackson State	1969-70	15	0
Ridley, Stevan	RB	22	LSU	2011-14	52	25
Rivera, Mike	LB	59	Kansas	2012	10	1
Rivers, Derek	DE	95	Youngstown State	2017-20	14	0
Rivers, Marcellus	TE	82	Oklahoma State	2007	3	0
Robbins, Randy	S	48	Arizona	1992	15	15
Roberts, Darryl	DB	34	Marshall	2015	0	0
Roberts, Elandon	LB	52	Houston	2016-19	60	33
Roberts, Sam	DL	96	Northwest Missouri State	2022-23	12	1
Roberts, Tim	DE	94	Southern Mississippi	1995	13	12
Roberts, William	G	76	Ohio State	1995-96	32	27
Robinson, Bo	RB	41	West Texas State	1984	16	1
Robinson, Greg	OT	61, 68	Sacramento State	1987	3	3

PATRIOTS **ALL-TIME** ROSTER

Robinson, Junior	CB	27	East Carolina	1990	16	0
Robinson, Layden	G	64	Texas A&M	2024	13	11
Robinson, Mark	LB	46	Mississippi	2025	3	0
Robinson, Rex	K	7	Georgia	1982	3	0
Robinson, Tyrese	G	65	Oklahoma	2024	1	0
Robinson-Randall, Greg	T	64 ,77	Michigan State	2000-02	35	22
Robotti, Frank	LB/RB	51	Boston College	1961	12	NA
Rogers, Doug	DE	65	Stanford	1984	12	0
Romaniszyn, Jim	LB	53	Edinboro State (Pa.)	1976	11	2
Romeo, Tony	TE	86	Florida State	1962-67	75	0*
Romine, Al	DB	46	Florence State	1961	1	NA
Ross, D'Angelo	DB	41, 39	New Mexico	2019-21	3	1
Rourke, Nathan	QB	13	Ohio	2023	0	0
Rowe, Dave	DT	76	Penn State	1971-73	42	33
Rowe, Eric	DB	25	Utah	2016-18	21	12
Roy, Jaquelin	DT	94	Louisiana State	2024-25	6	1
Rucci, Todd	OG	71	Penn State	1993-99	85	75
Rucker, Reggie	WR	33	Boston University	1971-74	43	38
Rudolph, Jack	LB	80	Georgia Tech	1960-65	56	NA
Ruegamer, Grey	C/G	67	Arizona State	2000-02	33	3
Russ, Bernard	LB	51	West Virginia	1997-99	9	0
Russell, Leonard	RB	32	Arizona State	1991-93	43	40
Russey, Kody	OL	66	Houston	2022	0	0
Ruth, Mike	NT	65	Boston College	1986-87	8	0
Rutledge, Rod	TE	83	Alabama	1998-2001	63	31
Ruud, Bo	LB	91	Nebraska	2008	0	0
Ryan, Logan	CB	26	Rutgers	2013-16	64	40
Ryland, Chad	K	38	Maryland	2023	17	0

- S -

NAME	*POS.*	*#*	*COLLEGE*	*YEARS*	*GP*	*GS*
Sabb, Dwayne	LB	95	New Hampshire	1992-96	73	24
Sacco, Frank	LB	95	Fordham	1987	2	0
Sagapolutele, Pio	DT	75	San Diego State	1996	15	10
Salas, Greg	WR	17	Hawaii	2012	1	0
Saltz, Lee	QB	12	Temple	1992	0	0
Sam, Christian	LB	44	Arizona State	2018	0	0
Sam, P.K.	WR	14	Florida State	2004	3	0
Samuel, Asante	CB	22	Central Florida	2003-07	75	53
Sanders, James	S	36	Fresno State	2005-10	84	50
Sanders, John	S	25	South Dakota	1974-76	30	24
Sanders, Lewis	DB	29	Maryland	2008	10	4
Sandham, Todd	OG	72	Northeastern	1987	2	0
Sands, Terdell	DL	74	Tennessee-Chattanooga	2009	1	0
Sanford, Rick	FS	25	South Carolina	1979-84	89	53
Sanu Sr., Mohamed	WR	14	Rutgers	2019	8	6
Saranovitz, Brian	OG	70	New Hampshire	1987	0	0
Sardisco, Tony	OG	64	Tulane	1960-62	40	NA
Satcher, Doug	LB	58	Southern Mississippi	1966-68	28	26
Sauerbrun, Todd	P	18	West Virginia	2006	2	0
Saunders Jr., John	S	23	Mississippi	2025	0	0
Sawyer, Jon	CB	31	Cincinnati	1987	2	0
Saxon, Mike	P	4	San Diego State	1993	16	0
Sayler, Jace	DL	94	Michigan State	2001	2	1
Scarpito, Bob	WR/P	46	Notre Dame	1968	14	0
Schaum, Greg	DE	76	Michigan State	1978	14	0
Schmidt, Bob	OT	74	Minnesota	1964	14	NA
Scholtz, Bruce	LB	51	Texas	1989	8	2
Schooler, Brenden	S	41	Texas	2022-25	66	0
Schottenheimer, Marty	LB	54	Pittsburgh	1969-70	23	5
Schroeder, Bill	WR	18	Wisconsin-La Crosse	1995	0	0
Schubert, Eric	K	1	Pittsburgh	1987	1	0
Schubert, Steve	WR	87	Massachusetts	1974	8	2
Schwedes, Gerhard	RB	31	Syracuse	1960-61	7	NA
Schwenke, Brian	OL	63	California	2018	3	0

PATRIOTS **ALL-TIME** ROSTER

Scott, Chad	CB	30	Maryland	2005-07	17	9
Scott, Clarence	DB	26	Morgan State	1969-72	43	24
Scott, Guss	S	29,39	Florida	2004-06	6	2
Scott, Trevor	DE	99	Buffalo	2012	14	2
Scott, Walter	DL	94	East Carolina	1996	1	0
Scott, Willie	TE	88	South Carolina	1986-88	25	2
Scruggs, Greg	TE	83	Louisville	2016	0	0
Sealby, Randy	LB	53, 59	Missouri	1987	2	1
Seau, Junior	LB	55	Southern Cal	2006-09	38	16
Secules, Scott	QB	10	Virginia	1993	12	4
Sellers, Ron	WR	34	Florida State	1969-71	35	30
Serwanga, Kato	CB	31	California	1998-2000	31	3
Seymour, Richard	DL	93	Georgia	2001-08	111	105
Shaw, Harold	FB	44	Southern Mississippi	1998-2000	35	0
Shaw, Sedrick	RB	23	Iowa	1997-98	14	1
Shaw, Terrance	CB	22	Stephen F. Austin	2001	13	3
Sheard, Jabaal	DL	93	Pittsburgh	2015-16	28	9
Shegog, Ron	SS	42	Austin Peay	1987	3	3
Shelton, Danny	DL	71	Washington	2018-19	29	15
Sherman, Tom	QB/DB	14	Penn State	1968-69	18	7
Sherman, Will	OL	68	Colorado	2021	1	0
Shiancoe, Visanthe	TE	80	Morgan State	2012	5	0
Shiner, Dick	QB	11	Maryland	1973-74	4	0
Shoate, Rod	LB	56	Oklahoma	1975-81	76	65
Shonta, Chuck	DB	34	Eastern Michigan	1960-67	14	14
Shorts, Peter	DE	90	Illinois State	1989	1	0
Sievers, Eric	TE	85	Maryland	1989-90	24	6
Siliga, Sealver	DT	71, 96	Utah	2013-15	25	13
Silvestro, Alex	DE	69	Rutgers	2011	1	0
Simerson, John	OT	75	Purdue	1961	10	NA
Simmons, Kendall	G	71	Auburn	2009	1	0
Simmons, Tony	WR	81	Wisconsin	1998-2000	38	9
Simon, John	DE	55	Ohio State	2018-20	43	30
Sims, Kenneth	DE	77	Texas	1982-89	74	64
Singer, Karl	OT	68	Purdue	1966-68	39	0
Singleton, Chris	LB	55	Arizona	1990-93	33	22
Sisson, Scott	K	9	Georgia Tech	1993	13	0
Skene, Doug	G	74	Michigan	1994	6	6
Skinner, Deontae	LB	55	Mississippi State	2014	7	1
Slade, Chris	LB	53	Virginia	1993-2000	127	108
Slater, Matthew	WR	18	UCLA	2008-23	239	3
Slye, Joey	K	13	Virginia Tech	2024	17	0
Small, Torrance	WR	84	Alcorn State	2001	3	0
Smerlas, Fred	NT	76	Boston College	1991-92	32	1
Smith, Antowain	RB	32	Houston	2001-03	45	36
Smith, Donnell	DE	65	Southern	1973-74	21	0
Smith, Hal	DT	70	UCLA	1960	10	NA
Smith, John	K	1	Southampton (England)	1974-83	116	0
Smith, Jonathan	WR	81	Georgia Tech	2006	2	0
Smith, Jonnu	TE	81	Florida International	2021-22	30	19
Smith, Kenny	DL	95	Alabama	2008	0	0
Smith, Lecitus	C	68	Virginia Tech	2024	8	1
Smith, Le Kevin	DL	90	Nebraska	2006-08	31	0
Smith, Otis	CB	45	Missouri	1996, 2000-02	56	48
Smith, Ricky	DB	27	Alabama State	1982-84	26	0
Smith, Rod	DB	22	Notre Dame	1992-94	48	17
Smith, Sean	DE	97	Georgia Tech	1990-91	17	1
Smith-Schuster, JuJu	WR	7	Southern California	2023	11	7
Snyder, Al	WR	38	Holy Cross	1964	2	NA
Snyder, Kevin	LB	45	Rutgers	2015	0	0
Sokol, Matt	TE	87	Michigan State	2022-23	6	1
Solder, Nate	T	77	Colorado	2011-17	98	95
Solitis, Bob	DB	42	Minnesota	1960-61	3	NA
Songin, Ed "Butch"	QB	11	Boston College	1960-61	28	NA
Sopoaga, Isaac	DT	90	Hawaii	2013	6	2
Sow, Sidy	G	62	Eastern Michigan	2023-24	27	14
Spach, Stephen	TE	82	Fresno State	2007-08	5	0

PATRIOTS **ALL-TIME** ROSTER

Spann, Antwain	CB	31	Louisiana-Lafayette	2006-08	19	0
Spears, Ron	DE	78	San Diego State	1982-83	8	1
Speed, Ammer	DB	28	Michigan State	2023	5	0
Spence, Akeem	DL	52	Illinois	2020	6	0
Spikes, Brandon	LB	55	Florida	2010-13	51	39
Spillane, Robert	LB	14	Western Michigan	2025	13	13
Spires, Greg	DE	94	Florida State	1998-2000	42	3
Springs, Shawn	S	29	Ohio State	2009	12	8
St. Jean, Lennie	OG	60	N. Michigan	1964-73	140	96*
Stallworth, Donté	WR	18, 19	Tennessee	2007, 12	17	9
Stanback, Isaiah	WR/QB	15	Washington	2009	6	2
Stanley, Sylvester	NT	63	Michigan	1994	7	0
Stanley, Walter	WR	81	Colorado	1992	13	0
Starks, Duane	CB	23	Miami (Fla.)	2005	7	6
Starring, Stephen	WR	81	McNeese	1983-87	72	33
Staurovsky, Jason	K	4	Tulsa	1988-91	42	0
Steinfort, Fred	K	5	Boston College	1983	9	0
Stenger, Brian	LB	59	Notre Dame	1973	10	2
Stephens, Calvin	G	68	South Carolina	1992	14	1
Stephens, John	RB	44	NW Louisiana State	1988-92	76	59
Stephens, Tom	DB/TE	45	Syracuse	1960-64	49	NA
Stevens, Matt	S	26	Appalachian State	2000-01	16	4
Stevenson, Rhamondre	RB	38	Oklahoma	2021-25	70	48
Stidham, Jarrett	QB	4	Auburn	2019-21	8	0
Stingley, Darryl	WR	84	Purdue	1973-77	60	53
Stokes, Barry	OL	75	Eastern Michigan	2008	0	0
Stokes, Eric	C-G	78	Northeastern	1987	1	1
Stokes, J.J.	WR	85	UCLA	2003	2	0
Stolberg, Eric	WR	19	Indiana	1971	0	0
Stone, Michael	S	24	Memphis	2005	13	3
Stork, Bryan	OL	66	Florida State	2014-15	21	17
Strange, Cole	OL	69	Chattanooga	2022-24	30	29
Striegal, Bill	LB	72	College of Pacific	1960	5	NA
Strong Jr., Pierre	RB	35	South Dakota State	2022	15	0
Stuckey, Shawn	LB	93	Troy State	1998	6	0
Stueber, Andrew	OL	64	Michigan	2022-23	0	0
Studstill, Pat	P	2	Houston	1972	14	0
Sturt, Fred	G	63	Bowling Green	1976-78	29	0
Suci, Bob	DB	21	Michigan State	1963	14	NA
Sudfeld, Zach	TE	44	Nevada	2013	3	0
Sullivan, Chris	DE	74	Boston College	1996-99, 2001	63	20
Svitek, Will	OL	74	Stanford	2013	13	2
Swanson, Terry	P	36	Massachusetts	1967-68	24	0
Sweet, Joe	WR	81	Tennessee State	1974	4	0
Swinson, Bradyn	LB	43	Louisiana State	2025	3	0
Sykes, Alfred	WR	13	Florida A&M	1971	4	1

- T -

NAME	POS.	#	COLLEGE	YEARS	GP	GS
Taliaferro, Mike	QB	17	Illinois	1968-71	32	25
Talib, Aqib	CB	31	Kansas	2012-13	19	18
Takitaki, Sione	LB	16	Brigham Young	2024	11	4
Tanner, John	LB/DE	53	Tennessee Tech	1973-74	27	2
Tardits, Richard	LB	53	Georgia	1990-92	27	1
Tarpinian, Jeff	LB	53	Iowa	2011-12	10	1
Tarver, John	RB	36	Colorado	1972-74	31	15
Tate, Brandon	WR	19	North Carolina	2009-10	18	11
Tatupu, Mosi	RB	30	Southern Cal	1978-90	194	22
Tavai, Jahlani	LB	48	Hawaii	2021-25	76	51
Taylor, Chris	RB	35	Indiana	2009	0	0
Taylor, Fred	RB	21	Florida	2009-10	13	1
Taylor, Gene	WR	82	Fresno State	1991	1	0
Taylor, Greg	RB	45	Virginia	1982	1	0
Taylor, J.J.	RB	42	Arizona	2020-22	12	0
Taylor, Kitrick	WR	49	Washington State	1989	4	0

PATRIOTS **ALL-TIME** ROSTER

Taylor III, Leonard	DL	93	Miami (Fla.)	2025	3	0
Tennant, Matt	OL	67	Boston College	2012	0	0
Testaverde, Vinny	QB	14	Miami (Fla.)	2006	3	0
Tharpe, Larry	OT	77	Tennessee State	1996	0	0
Thomas, Adalius	LB	96	Southern Mississippi	2007-09	39	35
Thomas, Ben	DE	99	Auburn	1985	15	0
Thomas, Blair	RB	32	Penn State	1994	3	0
Thomas, Demaryius	WR	88	Georgia Tech	2019	0	0
Thomas, David	TE	86	Texas	2006-08	32	13
Thomas, Donald	OL	64	Connecticut	2011-12	26	8
Thomas, Donnie	LB	51	Indiana	1976	3	1
Thomas, Gene	RB	22	Florida A&M	1968	9	4
Thomas, Henry	DT	95	Louisiana State	1997-2000	64	52
Thomas, Jordan	TE	83	Mississippi State	2020	2	0
Thomas, Santonio	DL	92	Miami (Fla.)	2007	4	0
Thomas, Zach	T	72	San Diego State	2024	8	0
Thompkins, Kenbrell	WR	85	Cincinnati	2013-14	14	9
Thompson, Leroy	RB	36	Penn State	1994	16	1
Thompson, Reyna	CB	21	Baylor	1993	15	6
Thornton, Khyri	DL	74	Southern Mississippi	2015	0	0
Thornton, Tyquan	WR	11	Baylor	2022-24	28	13
Thuney, Joe	OL	62	North Carolina State	2016-20	80	80
Thurman, Nick	DL	92	Houston	2020	7	1
Timpson, Michael	WR	83	Penn State	1989-94	70	25
Tippett, Andre	LB	56	Iowa	1982-88, 90-93	151	139
Tipton, Dave	NT	60	Western Illinois	1975-76	12	0
Tobin, Matt	OL	64	Iowa	2018	0	0
Toler, Ken	WR	82	Mississippi	1981-82	25	0
Tomlinson, Eric	TE	82	Texas El-Paso	2019	2	2
Toner, Ed	DT	75	Massachusetts	1967-70	26	0
Tonga, Khyiris	DL	95	Brigham Young	2025	14	8
Towns, Bobby	DB	34	Georgia	1961	2	NA
Traylor, Keith	NT	98	Central State (Okla.)	2004	16	10
Trull, Don	QB	19	Baylor	1967	7	3
Tucker, Erroll	DB	21	Utah	1989	5	0
Tucker, Ross	OL	69	Princeton	2005	1	0
Tuitele, Maugaula	LB	47, 59	Colorado State	2000-02	5	0
Tupa, Tom	P	19	Ohio State	1996-98	48	0
Turner, Bake	WR	40	Texas Tech	1970	14	13
Turner, Bill	DE	74	Boston College	1987	2	0
Turner, Kevin	RB	34	Alabama	1992-94	48	19
Turner, T.J.	LB	99	Michigan State	2001	2	0
Twombly, Darren	C	64	Boston College	1987	1	1
Tyms, Brian	WR	84	Florida A&M	2014-15	11	2

- U -

NAME	POS.	#	COLLEGE	YEARS	GP	GS
Uche, Joshua	LB	53, 55	Michigan	2020-24	58	4
Underwood, Tiquan	WR	10	Rutgers	2011	6	0

- V -

NAME	POS.	#	COLLEGE	YEARS	GP	GS
Valentine, Vincent	DT	99	Nebraska	2016-17	13	2
Van Eeghen, Mark	RB	34	Colgate	1982-83	24	16
Van Noy, Kyle	LB	53	Brigham Young	2016-19, 21	67	53
Vataha, Randy	WR	18	Stanford	1971-76	82	44
Vaughn, Jon	RB	24	Michigan	1991-92	32	7
Vellano, Joe	DL	72	Maryland	2013-14	21	9
Ventrone, Ray	DB	41	Villanova	2006-08	17	0
Ventrone, Ross	DB	35	Villanova	2011	8	0
Vereen, Shane	RB	34	California	2011-14	42	8
Veris, Garin	DE	60, 90	Stanford	1985-91	78	46
Viaene, David	OT	70	Minnesota-Duluth	1989-90	20	8
Villa, Danny	OT	75	Arizona State	1987-91, 97	75	62

PATRIOTS **ALL-TIME** ROSTER

Vinatieri, Adam	K	4	South Dakota State	1996-2005	160	0
Virgin, Dee	DB	38	West Alabama	2020	0	0
Virkus, Scott	DE	70	San Francisco CC	1984	5	0
Vizcaino, Tristan	K	14	Washington	2022	2	0
Vollmer, Sebastian	OL	76	Houston	2009-16	88	80
Vrabel, Mike	LB	50	Ohio State	2001-08	125	110

- W -

NAME	POS.	#	COLLEGE	YEARS	GP	GS
Waddle, LaAdrian	OL	68	Texas Tech	2015-18	31	7
Wade, Shaun	CB	26	Ohio State	2021-23	20	6
Wagner, Bryan	P	9	Cal State-Northridge	1991, 95	8	0
Walker, Bruce	NT/DT	91	UCLA	1994-95	11	4
Walker, Casey	DL	98	Oklahoma	2014	5	1
Walker, Mike	K	12	None	1972	8	0
Wallace, Caedan	T	70	Penn State	2024-25	10	2
Walter, Ken	P	13, 15	Kent State	2001-03, 06	46	0
Ward, David	LB	94	Southern Arkansas	1989	16	0
Ward, Dedric	WR	17	Northern Iowa	2003	4	0
Warren, Gerard	DL	92, 98	Florida	2010, 2011	28	10
Warren, Lamont	RB	27	Colorado	1999	16	2
Warren, Ty	DL	94	Texas A&M	2003-10	105	92
Washington, Clyde	DB	31	Purdue	1960-61	27	NA
Washington, John	DT	76	Oklahoma State	1993	16	13
Washington, Kelley	WR	15	Tennessee	2007-08	24	0
Washington, Leon	RB	33	Florida State	2013	2	0
Washington, Mark	CB	46	Morgan State	1979	12	0
Washington, Mickey	CB	21	Texas A&M	1990-91	25	4
Washington, Scotty	TE	88	Wake Forest	2022	1	0
Washington, Ted	NT	92	Louisville	2003	10	10
Waters, Brian	G	54	North Texas	2011	16	16
Watson, Benjamin	TE	84	Georgia	2004-09, 19	81	55
Watson, Dekoda	LB	53, 52	Florida State	2015	3	0
Watson, Dave	G	67	Georgia Tech	1963-64	28	NA
Watts, Armon	DT	94	Arkansas	2024	0	0
Weathers, Robert	RB	24	Arizona State	1982-86	44	6
Weathers,Clarence	WR	82	Delaware State	1983-84	25	0
Weaver, Jed	TE	85	Oregon	2004	10	1
Webb, Don	DB	42	Iowa State	1961-71	134	60*
Webb Raleigh	WR	44	The Citadel	2022	10	0
Webster, George	LB	90	Michigan State	1974-76	37	25
Webster, Jason	CB	23	Texas A&M	2008	3	0
Weisacosky, Ed	LB	66	Miami (Fla.)	1971-72	28	23
Weishuhn, Clayton	LB	53	Angelo State	1982-86	30	26
Welch, Claxton	RB	43	Oregon	1973	2	1
Welch, Thomas	OL	66	Vanderbilt	2011	3	1
Welker, Wes	WR	83	Texas Tech	2007-12	93	78
Wells, Billy	RB	41	Michigan State	1960	12	NA
Wendell, Ryan	OL	62	Fresno State	2009-15	79	49
West, Mel	RB	24	Missouri	1961	4	NA
Westbrook, Don	WR	83	Nebraska	1977-81	71	1
Weston, Kade	DE	66	Georgia	2010	0	0
Westover, Jack	TE/FB	87, 37	Washington	2024-25	20	2
Whalen, Griff	WR	14	Stanford	2016	0	0
Whalen, Jim	TE	82	Boston College	1965-69	70	27*
Wheatley, Terrence	CB	22	Colorado	2008-10	11	1
Wheatley Jr., Tyrone	OL	72	Stony Brook	2023	2	0
Wheeler, Dwight	OT	62	Tennessee State	1978-83	72	39
Wheeler, Mark	DT	97	Texas A&M	1996-98	40	31
Whigham, Larry	S	25	NE Louisiana	1994-2000	106	4
White, Adrian	S	38	Florida	1993	5	4
White, Chris	LB	59	Mississippi State	2013-14	29	0
White, David	LB	51	Nebraska	1993	6	0
White, Harvey	QB	10	Clemson	1960	9	NA
White, James	RB	28	Wisconsin	2014-21	95	13
White, Jeff	K-P	2	Texas El Paso	1973	11	0
White, Jim	DE	87	Colorado State	1972	13	6
White, Keion	DE	99	Georgia Tech	2023-25	38	18

PATRIOTS **ALL-TIME** ROSTER

White, Reggie	DT/NT	90	North Carolina A&T	1995	16	9
White, Tracy	LB	58	Howard	2010-12	42	2
Whitingham, Fred	LB	53	Cal Poly	1970	13	0
Whitten, Todd	QB	15	Stephen F. Austin	1987	1	0
Wichard, Murray	DE	90	Frostburg State	1987	3	0
Wiggins, Jermaine	TE	85	Georgia	2000-01	20	8
Wilburn, Steve	DE	99	Illinois State	1987	3	3
Wilcox, Mitchell	TE	86	South Florida	2024	2	0
Wilfork, Vince	DT	75	Miami (Fla.)	2004-14	158	148
Wilhite, Jonathan	CB	24	Auburn	2008-10	39	13
Wilkerson, Kristian	WR	17	SE Missouri State	2020-22	4	1
Williams, D.J.	TE	45	Arkansas	2013	2	0
William, J.R.	LB-C	55	Louisiana Tech	1968-70	38	2
Williams, Brent	DE	96	Toledo	1986-93	121	102
Williams, Brian	TE	49	Southern	1982	1	0
Williams, Brooks	TE	80	North Carolina	1983	13	1
Williams, Derwin	WR	82	New Mexico	1985-87	42	1
Williams, Ed	LB	54	Texas	1984-87, 90	62	10
Williams, Gemara	CB	42	Buffalo	2006	0	0
Williams, Grant	T	76	Louisiana Tech	2000-01	29	12
Williams, Joejuan	CB	33	Vanderbilt	2019-22	36	1
Williams, Jon	RB	44	Penn State	1984	9	0
Williams, Kyle	WR	18	Washington State	2025	17	0
Williams, Larry	G	75	Notre Dame	1992	13	9
Williams, Lester	NT	72	Miami (Fla.)	1982-85	42	13
Williams, Malcolm	DB	41	Texas Christian	2011-12	4	0
Williams, Michael	TE	85	Alabama	2015-16	15	9
Williams, Mllton	DT	97	Louisiana Tech	2025	12	12
Williams, Perry	CB	38	Clemson	1987	3	0
Williams, Tank	S	26	Stanford	2008	0	0
Williams, Toby	DE	90	Nebraska	1983-88	80	56
Williams, Trey	RB	31	Texas A&M	2015	0	0
Williams, Xavier	DL	98	Northern Iowa	2020	1	0
Wilson, Adrian	S	24	North Carolina State	2013	0	0
Wilson, Curtis	OC	75	Missouri	1989	0	0
Wilson, Darrell	DB	47	Connecticut	1981	1	0
Wilson, Darryal	WR	48	Tennessee	1983	9	0
Wilson, David	DB	26	California	1992	1	0
Wilson, Ed	QB	12	Arizona	1965	14	NA
Wilson, Eugene	DB	26	Illinois	2003-07	62	55
Wilson, Jared	OL	58	Georgia	2025	13	13
Wilson, Jerrel	P	4	Southern Mississippi	1978	14	0
Wilson, Joe	RB	23	Holy Cross	1974	12	0
Wilson Sr., Mack	LB	30, 3	Alabama	2022	34	4
Wilson, Marc	QB	15	Brigham Young	1989-90	30	10
Wilson, Marco	CB	19,22	Florida	2023-24	11	0
Wilson, Tavon	DB	27	Illinois	2012-15	54	4
Windsor, Bob	TE	86	Kentucky	1972-75	48	44
Winovich, Chase	DL	50	Michigan	2019-21	45	9
Winslow, Kellen	TE	82	Miami (Fla.)	2012	1	0
Wirgowski, Dennis	DE	70	Purdue	1970-72	37	36
Wise Jr., Deatrich	DE	91	Arkansas	2017-24	126	61
Witt, Mel	DT	70	Arlington State	1967-70	35	14
Wohlabaugh, Dave	C	64	Syracuse	1995-98	57	57
Wonsley, George	RB	53	Mississippi State	1989	5	0
Woodhead, Danny	RB	39	Chadron State	2010-12	45	9
Woods, Carl	RB	34	Vanderbilt	1987	2	0
Woods, Charles	CB	22	Southern Methodist	2025	15	0
Woods, Pierre	LB	58	Michigan	2006-10	54	8
Woodson, Craig	S	31	California	2025	17	15
Woody, Damien	C	65	Boston College	1999-2003	78	76
Wooten, Ron	OG	61	North Carolina	1982-88	98	96
Wren, Darryl	CB	27	Pittsburg (Kan.) State	1993-94	33	5
Wright, Elmo	WR	17	Houston	1975	8	4
Wright, Mike	DL	99	Cincinnati	2005-11	81	22
Wright, Tim	TE	81	Rutgers	2014	16	2
Wyman, Devin	DT	72	Kentucky State	1996-98	15	4
Wynn, Isaiah	OL	76	Georgia	2018-22	43	30

PATRIOTS **ALL-TIME** ROSTER

- X -

NAME	POS.	#	COLLEGE	YEARS	GP	GS
Ximines, Oshane	LB	93	Old Dominion	2024	2	0

- Y -

NAME	POS.	#	COLLEGE	YEARS	GP	GS
Yancy, Carlos	CB	40	Georgia	1995	4	0
Yates, Billy	G	74	Texas A&M	2005-08	22	11
Yates, Bob	OT/G/C	50	Syracuse	1960-65	67	NA
Yewcic, Tom	P-QB	14	Michigan State	1961-66	77	NA

- Z -

NAME	POS.	#	COLLEGE	YEARS	GP	GS
Zabel, Steve	LB	54	Oklahoma	1975-78	50	48
Zackery, Tony	FS	25	Washington	1990-91	19	0
Zamberlin, John	LB	54	Pacific Lutheran	1979-82	56	15
Zappe, Bailey	QB	4	Western Kentucky	2022-23	14	8
Zendejas, Joaquin	K	2	LaVerne (Calif.)	1983	2	0
Zereoue, Amos	RB	31	West Virginia	2005	3	0
Zolak, Scott	QB	16	Maryland	1991-98	53	7
Zuber, Isaiah	WR	19	Mississippi State	2020	4	0
Zusevics, Markus	OL	66	Iowa	2012-13	0	0

PATRIOTS **ALL-TIME** NUMERICAL ROSTER

Editor's Note: The following list includes players who have been active for at least one regular season or postseason game or have accrued at least one season of veteran status. Because of injuries and work stoppages some players have worn the same number during a season. *Indicates the player wore more than one number with the team.

- 0 -

Name	Pos.	Years
Gonzalez, Christian	CB	2024-25*

- 1 -

Name	Pos.	Years
Smith, John	K	1974-83
Franklin, Tony	K	1984-87
Schubert, Eric	K	1987
Newton, Cam	QB	2020
Harry, N'Keal	WR	2021*
Parker, DeVante	WR	2022-23
Polk, Ja'Lynn	WR	2024-25

- 2 -

Name	Pos.	Years
Studstill, Pat	P	1972
White, Jeff	K-P	1973
Patrick, Mike	P	1975-78
Zendejas, Joaquin	K	1983
Flutie, Doug	QB	1987-89, 2005
Hoyer, Brian	QB	2017-18*
Nugent, Mike	K	2019
Folk, Nick	K	2019*
Hoyer, Brian	QB	2020*
Mills, Jalen	DB	2021-23
Osborn, K.J.	WR	2024
Landry III, Harold	LB	2025

- 3 -

Name	Pos.	Years
Barnes, Bruce	P	1973-74
Camarillo, Rich	P	1981-87
Bahr, Matt	K	1993-95
Gostkowski, Stephen	K	2006-19
Nordin, Quinn	K	2021*
Jabrill Peppers	S	2022*
Wilson Sr., Mack	LB	2023*
Douglas, DeMario	WR	2024-25*

- 4 -

Name	Pos.	Years
Wilson, Jerrel	P	1978
Staurovsky, Jason	K	1988-91
Saxon, Mike	P	1993
Vinatieri, Adam	K	1996-2005
Stidham, Jarrett	QB	2019-21
Bailey Zappe	QB	2022-23
Gibson, Antonio	RB	2024-25

- 5 -

Name	Pos.	Years
Steinfort, Fred	K	1983
Davis, Greg	K	1989
O'Neill, Pat	P	1994-95
O'Connell, Kevin	QB	2008
Graham, Shayne	K	2010
Forbath, Kai	K	2019
Hoyer, Brian	QB	2021-22*
Peppers, Jabrill	S	2023-24*

- 6 -

Name	Pos.	Years
Hubach, Mike	P	1980-81
Miller, Dan	K	1982
Herline, Alan	P	1987
Feagles, Jeff	P	1988-89
Davey, Rohan	QB	2002-04
Hanson, Chris	P	2007-09
Allen, Ryan	P	2013-18
Kessler, Cody	QB	2019
Folk, Nick	K	2020-22*
Gonzalez, Christian	CB	2023*
Baker, Javon	WR	2024

- 7 -

Name	Pos.	Years
Huarte, John	QB	1966-67
Gogolak, Charlie	K	1970-72
Lowery, Nick	K	1978
Hartley, Ken	P	1981
Robinson, Rex	K	1982
Garcia, Teddy	K	1988
Millen, Hugh	QB	1991-92
Barker, Jay	QB	1995
Murphy, Jim	QB	1998
Bishop, Michael	QB	1999-2000
Gutierrez, Matt	QB	2007-08
Brissett, Jacoby	QB	2016, 2024
Bailey, Jake	P	2019-22
Smith-Schuster, JuJu	WR	2023
Davis III, Carlton	CB	2025

- 8 -

Name	Pos.	Years
Bell, Bill	K	1973
Hare, Eddie	P	1979
Baumann, Charlie	K	1991-92
Barnard, Brooks	P	2003
Miller, Josh	P	2004-06
Hoyer, Brian	QB	2009-11*
Bentley, Ja'Whaun	LB	2021-24*
Diggs, Stefon	WR	2025

- 9 -

Name	Pos.	Years
Posey, David	K	1978
Wagner, Bryan	P	1991, 95
Sisson, Scott	K	1993
Judon, Matthew	LB	2021-22
Boutte, Kayshon	WR	2024-25*

- 10 -

Name	Pos.	Years
White, Harvey	QB	1960
Crabtree, Eric	WR	1971
Chapple, Dave	P	1974
Flick, Tom	QB	1982
Bleier, Bob	QB	1987
Hansen, Brian	P	1990
Secules, Scott	QB	1993
Johnson, Lee	P	1999-2001
Elliott, Jamin	WR	2003
Kasper, Kevin	WR	2004
Gaffney, Jabar	WR	2006-08
Underwood, Tiquan	WR	2011
Collie, Austin	WR	2013
Garoppolo, Jimmy	QB	2014-16
Coleman, Corey	WR	2018
Gordon, Josh	WR	2018-19
Byrd, Damiere	WR	2020
Jones, Mac	QB	2021-23
Maye, Drake	QB	2024-25

- 11 -

Name	Pos.	Years
Songin, Ed "Butch"	QB	1960-61
Kapp, Joe	QB	1970
Shiner, Dick	QB	1973-74
Eason, Tony	QB	1983-89
McCarthy, Shawn	P	1991-92
Bledsoe, Drew	QB	1993-2001
Edelman, Julian	WR	2009-20
Thornton, Tyquan	WR	2022-24
Dobbs, Joshua	QB	2025

- 12 -

Name	Pos.	Years
Allard, Don	QB	1962
Wilson, Ed	QB	1965
Walker, Mike	K	1972
Cavanaugh, Matt	QB	1978-82
Ramsey, Tom	QB	1985-88
Saltz, Lee	QB	1992
Brady, Tom	QB	2000-19

- 13 -

Name	Pos.	Years
Gamble, R.C.	RB	1968-69
Sykes, Alfred	WR	1971
Hodson, Tommy	QB	1990-92
Walter, Ken	P	2001-03
Miller, Jim	QB	2004
Childress, Bam	WR	2005-06
Galloway, Joey	WR	2009
Dorsett, Phillip	WR	2017-19
Jones, Jack	DB	2022-23
Rourke, Nathan	QB	2023
Slye, Joey	K	2024
Hollins, Mack	WR	2025

- 14 -

Name	Pos.	Years
Greene, Tom	QB	1960

PATRIOTS **ALL-TIME** NUMERICAL ROSTER

Yewcic, Tom	P-QB	1961-66
Sherman, Tom	QB/DB	1968-69
Dowling, Brian	QB	1972-73
Grogan, Steve	QB	1975-90
Sam, P.K.	WR	2004
Testaverde, Vinny	QB	2006
Mesko, Zoltan	P	2010-12
Harper, Chris	WR	2015
Whalen, Griff	WR	2016
Floyd, Michael	WR	2016
Cooks, Brandin	WR	2017
Sanu, Mohamed	WR	2019
Moncrief, Donte	WR	2020
Montgomery II, Ty	WR	2022-23
Tristan Vizcaino	K	2022
Erickson, Alex	WR	2024
Spillane, Robert	LB	2025

- 15 -

Name	Pos.	Years
Dimitroff, Tom	QB	1960
Parilli, Babe	QB	1961-67
Corcoran, Jim	QB	1968
Hammond, Kim	QB	1969-70
Graff, Neil	QB	1974-75
Whitten, Todd	QB	1987
Wilson, Marc	QB	1989-90
Lucas, Ray	WR	1996
McGrew, Michael	WR	2005
Walter, Ken	P	2006
Washington, Kelley	WR	2007-08
Stanback, Isaiah	QB/WR	2009
Mallett, Ryan	QB	2011-13
Hankerson, Leonard	WR	2015
Johnson, Damaris	WR	2015
Hogan, Chris	WR	2016-18
Harry, N'Keal	WR	2019-20*
Agholor, Nelson	WR	2021-22
Elliott, Ezekiel	RB	2023
Mapu, Marte	S	2024-25*

- 16 -

Name	Pos.	Years
Plunkett, Jim	QB	1971-75
Zolak, Scott	QB	1992-98
Kingsbury, Kliff	QB	2003
Cassel, Matt	QB	2005-08
Aiken, Kamar	WR	2012
Orton, Greg	WR	2014
Hansen, Chad	WR	2018
Meyers, Jakobi	WR	2019-22
Cunningham, Malik	QB	2023
Takitaki, Sione	LB	2024
DeVito, Tommy	QB	2025

- 17 -

Name	Pos.	Years
Taliaferro, Mike	QB	1968-71
Wright, Elmo	WR	1975
Owen, Tom	QB	1976-81
Prestridge, Luke	P	1984
Carlson, Jeff	QB	1992
Gaiter, Tony	WR	1997
Ellard, Henry	WR	1998
Friesz, John	QB	1999-2000
Ward, Dedric	WR	2003
Jackson, Chad	WR	2006-07
Price, Taylor	WR	2010-11
Salas, Greg	WR	2012
Dobson, Aaron	WR	2013-15
Reedy, Bernard	WR	2017
McCarron, Riley	WR	2018
Brown, Antonio	WR	2019
Wilkerson, Kristian	WR	2020-22
Palardy, Michael	P	2022
Baringer, Bryce	P	2023-25

- 18 -

Name	Pos.	Years
Vataha, Randy	WR	1971-76
Calabria, Steve	QB	1987
Schroeder, Bill	WR	1995
Ladd, Anthony	WR	1998
Davis, Andre	WR	2005
Sauerbrun, Todd	P	2006
Stallworth, Donte	WR	2007*
Slater, Matthew	WR	2008-23
Williams, Kyle	WR	2025

- 19 -

Name	Pos.	Years
Trull, Don	QB	1967
Stolberg, Eric	WR	1971
Kerrigan, Mike	QB	1983-84
Tupa, Tom	P	1996-98
Huard, Damon	QB	2001-03
Kight, Kelvin	WR	2006
Tate, Brandon	WR	2009-10
Stallworth, Donte	WR	2012*
LaFell, Brandon	WR	2014-15
Mitchell, Malcolm	WR	2016-18
Zuber, Isaiah	WR	2020
Gilbert, Garrett	QB	2022
Grier, Will	QB	2023
Wilson, Marco	CB	2023*
Mllton III, Joe	QB	2024
Minor, Kobee	DB	2025

- 20 -

Name	Pos.	Years
Cappelletti,Gino	WR-K-DB	1960-70

- 21 -

Name	Pos.	Years
Suci, Bob	DB	1963
Cunningham, Jay	DB	1965-67
Janik, Tom	DB/P	1969-71
Reynolds, Tom	WR	1972
Carter, Allen	RB	1975-76
Blahak, Joe	CB	1976
Brown, Sidney	CB	1978
Dupard, Reggie	RB	1986-89
Tucker, Erroll	DB	1989
Washington, Mickey	CB	1990-91
Thompson, Reyna	CB	1993
Reynolds, Ricky	CB	1994-96
Israel, Steve	CB	1997-99
Redmond, J.R.	RB	2000-02
Cloud, Michael	RB	2003*
Gay, Randall	CB	2004-07
O'Neal, Deltha	CB	2008
Taylor, Fred	RB	2009-10
Dowling, Ras-I	CB	2011-12
Butler, Malcolm	CB	2014-17
Harmon, Duron	DB	2018-19*
Phillips, Adrian	DB	2020-23
Hawkins, Jaylinn	S	2024-25

- 22 -

Name	Pos.	Years
Burton, Ron	RB	1960-65
Thomas, Gene	RB	1968
Blanks, Sid	RB	1969-70
Clark, Phil	DB	1971
Durko, Sandy	S	1973-74
Conn, Dick	S	1975-79
Foreman, Chuck	RB	1980
Lee, Keith	DB	1981-84
Profit, Eugene	DB	1986-88
Atkinson, Ricky	DB	1987*
Coleman, Eric	DB	1989
Smith, Rod	DB	1992-94
Meggett, David	RB	1995-97
Allen, Terry	RB	1999
Shaw, Terrance	CB	2001
Buckley, Terrell	CB	2002*
Samuel, Asante	CB	2003-07
Wheatley, Terrence	CB	2008-10
Clayton, Thomas	RB	2010
Ridley, Stevan	RB	2011-14
Coleman, Justin	DB	2015-16
Melifonwu, Obi	DB	2018-19
Davis, Cody	DB	2020-23
Wilson, Marco	CB	2024*
Woods, Charles	CB	2025

- 23 -

Name	Pos.	Years
Christy, Richard	RB	1960
Ratkowski, Ray	RB	1961
Mahoney, John "Butch"	CB	1961
Hall, Ron	DB	1961-67
Johnson, Daryl	DB	1968-71
Hoey, George	DB	1972-73
Wilson, Joe	RB	1974
Ivory, Horace	RB	1977-81
Donnalley, Kevin	DB	1981
McSwain, Rod	CB	1984-90
Gravely, Maurice	FS	1987
Ray, Terry	S	1993-96
Shaw, Sedrick	RB	1997-98
Billups, Terry	CB	1999
Harris, Antwan	CB	2000-03
Mayer, Shawn	S	2004
Lowe, Omare	CB	2004
Starks, Duane	CB	2005
Andrews, Willie	DB	2006-07
Webster, Jason	CB	2008
Bodden, Leigh	CB	2009-11
Jones, Nate	DB	2011
Cole, Marquice	CB	2012-13

PATRIOTS **ALL-TIME** NUMERICAL ROSTER

Chung, Patrick	S	2014-19*
Dugger, Kyle	S	2021-25*
Saunders Jr., John	S	2025

- 24 -

Name	Pos.	Years
Livingston, Walt	RB	1960
Johnson, Joe	OE	1960-61
West, Mel	RB	1961
Felt, Dick	DB	1962-66
Leo, Bobby	WR	1967-68
Gladieux, Bob	RB	1969-72
McCall, Bob	RB	1973
Howard, Bob	CB	1975-77
Weathers, Robert	RB	1982-86
Hansen, Bruce	RB	1987
Morris, Jamie	RB	1990
Vaughn, Jon	RB	1991-92
Law, Ty	CB	1995-2004
Stone, Michael	S	2005
Mitchell, Mel	S	2006-07
Wilhite, Jonathan	CB	2008-10
Arrington, Kyle	CB	2010-12*
Wilson, Adrian	S	2013
Revis, Darrelle	CB	2014
Fletcher, Bradley	CB	2015
Melvin, Rashaan	DB	2015
Jones, Cyrus	DB	2016-17*
Gilmore, Stephon	CB	2017-21
Bledsoe, Joshuah	S	2021-23
Pettus, Dell	S	2024-25

- 25 -

Name	Pos.	Years
O'Hanley, Ross	DB	1960-65
Charles, John	DB	1967-69
Harris, Rickie	DB	1971-72
Sanders, John	S	1974-76
Sanford, Rick	FS	1979-84
Glenn, Vencie	DB	1986
Zackery, Tony	FS	1990-91
Granby, John	DB	1992
Anderson, Darren	CB	1992
Whigham, Larry	S	1994-2000
Myers, Leonard	CB	2001-02
Freeman, Arturo	S	2005
Hawkins, Artrell	S	2005-06
Chung, Patrick	S	2009-12*
Arrington, Kyle	CB	2013-14*
Brown, Tarrell	CB	2015
Rowe, Eric	CB	2016-18
Brooke, Terrence	DB	2019-20
Bolden, Brandon	RB	2021*
Jones, Marcus	CB	2022-25

- 26 -

Name	Pos.	Years
Beach, Walter	DB	1960-61*
Scott, Clarence	DB	1969-72
Clayborn, Raymond	CB	1977-89
Key, David	S	1991
Wilson, David	DB	1992
Croom, Corey	RB	1993-95
Canty, Chris	CB	1997-98
Stevens, Matt	S	2000-01
Wilson, Eugene	S	2003-07
Williams, Tank	S	2008
Lockett, Bret	DB	2010-11*
Adams, Philip	DB	2011
Allen, Will	CB	2012
Martin, Derrick	S	2012
Ryan, Logan	CB	2013-16
Michel, Sony	RB	2018-20
Wade, Shaun	CB	2021-23
Jennings, Terrell	RB	2024-25

- 27 -

Name	Pos.	Years
Bellino, Joe	RB	1965-67
Porter, Willie	DB	1968
Beverly, Randy	DB	1970-71
Bolton, Ron	DB	1972-75
Beaudoin, Doug	S	1976-79
Smith, Ricky	DB	1982-84
Hawthorne, Greg	WR/RB	1984-86
LeBlanc, Michael	RB	1987*
Robinson, Junior	CB	1990
Pool, David	CB	1991-92
Wren, Darryl	CB	1993-94
McGruder, Scooter	CB	1996-97
Warren, Lamont	RB	1999
Buckley, Terrell	CB	2001*
Green, Victor	S	2002
Abdullah, Rabih	RB	2004
Hobbs, Ellis	CB	2005-08
Arrington, Kyle	CB	2009*
Molden, Antwaun	CB	2011
Wilson, Tavon	DB	2012-15
Foster, D.J.	RB	2016
Jackson, J.C.	DB	2018-21*
Bryant, Myles	DB	2022-23*
Dial Jr., Marcellas	CB	2024-25

- 28 -

Name	Pos.	Years
Cloutier, Dave	DB	1964
McMahon, Art	DB	1968-72
Mason, Dave	S	1973
Currier, Bill	DB	1980
Bowman, Jim	S	1985-89
Hendley, David	DB	1987
Lambert, Dion	DB	1992-93
Martin, Curtis	RB	1995-97
Ivy, Corey	CB	1999
Dillon, Corey	RB	2004-06
Butler, Darius	CB	2009-10
Gregory, Steve	S	2012-13
White, James	RB	2014-21
Speed, Ameer	DB	2023
Austin, Alex	CB	2023-25

- 29 -

Name	Pos.	Years
Marsh, Aaron	WR	1968-69
Jackson, Honor	DB	1972-73
Boyd, Greg	S	1973
Keeton, Durwood	S	1975
Germany, Willie	S	1976
Jackson, Harold	WR	1978-81,87
Lawson, Jamie	RB	1990
Overton, Don	RB	1990
Fullington, Darrell	S	1991
Guyton, Myron	SS	1994-95
Cullors, Derrick	RB	1997-99
Harris, Raymont	RB	2000
Akbar, Hakim	S	2001
Hayes, Chris	S	2002
Morris, Aric	S	2003
Moreland, Earthwind	CB	2004
Scott, Guss	S	2005-06*
Iwuoma, Chidi	CB	2006
Jackson, Eddie	CB	2007
Sanders, Lewis	DB	2008
Springs, Shawn	S	2009
Carter, Tony	CB	2010
Moore, Sterling	DB	2011-12
Jones, Don	S	2014*
Blount, LeGarrette	RB	2013-16
Bademosi, Johnson	DB	2017
Dawson, Duke	DB	2018
Bethel, Justin	DB	2019-21
Jackson, J.C.	CB	2023*
Bolden, Isaiah	CB	2023-24

- 30 -

Name	Pos.	Years
Crawford, Jim	RB	1960-64
Hennessey, Tom	DB	1965-66
Garrett, Carl	RB	1969-72
Jenkins, Ed	RB	1974
Tatupu, Mosi	RB	1978-90
Bianchini, Frank	RB	1987
Brown, Corwin	S	1993-95
Carter, Tony	FB	1998-2000
Cherry, Je'Rod	S	2001-04
Scott, Chad	CB	2005-07
McGowan, Brandon	S	2009-10
Barrett, Josh	S	2010-12
Hilliard, Lex	RB	2012
Harmon, Duron	DB	2013-17*
McCourty, Jason	DB	2018-20
Davis, Sean	DB	2021
Wilson Sr., Mack	LB	2022*
Mapu, Marte	LB	2023*
James, D.J.	CB	2025
Prince, Deneric	RB	2025

- 31 -

Name	Pos.	Years
Schwedes, Gerhard	RB	1960-61
Washington, Clyde	DB	1960-61
Crump, Harry	RB	1963
Purvis, Vic	WR	1966-67
Murphy, Bill	WR	1968
Ashton, Josh	RB	1972-74
McQuay, Leon	RB	1975
Marion, Fred	FS	1982-91
Sawyer, Jon	CB	1987
Hitchcock, Jimmy	CB	1995-97
Serwanga, Kato	CB	1998-2000
Kelly, Ben	CB/KR	2001-02
Centers, Larry	FB	2003
Poteat, Hank	CB	2004*

PATRIOTS **ALL-TIME** NUMERICAL ROSTER

Zereoue, Amos	RB	2005
Spann, Antwain	CB	2006-08
Meriweather, Brandon	S	2007-10
Brown, Sergio	S	2011*
Talib, Aqib	CB	2012-13
Jones, Don	S	2014*
McDonald, Dewey	S	2015
Williams, Trey	RB	2015
Jones, Jonathan	DB	2016-2024
Woodson, Craig	S	2025

- 32 -

Name	Pos.	Years
Miller, Al	RB	1960
Lott, Billy	RB	1961-63
Garrett, J.D.	RB	1964-67
Lawson, Odell	RB	1970-71
Johnson, Andy	RB	1974-76, 78-81
James, Craig	RB	1984-88
McSwain, Chuck	RB	1987
Russell, Leonard	RB	1991-93
Thomas, Blair	RB	1994
Clay, Willie	FS	1996-98
Cherry, J'Juan	CB	1999
Smith, Antowain	RB	2001-03
Poteat, Hank	CB	2005-06*
Baker, Rashad	S	2006-07
Jordan, LaMont	RB	2008
McCourty, Devin	DB	2010-22
Mathis, Ochaun	LB	2024
Henderson, TreVeyon	RB	2025

- 33 -

Name	Pos.	Years
Bruney, Fred	DB	1960-62
Cappadona, Bob	RB	1966-67
Rademacher, Bill	WR	1969-70
Rucker, Reggie	WR	1971-74
Anderson, Bob	RB	1975
Collins, Tony	RB	1981-87
Egu, Patrick	RB	1989
Adams, George	RB	1990-91
Gash, Sam	RB	1992-97
Faulk, Kevin	RB	1999-2011
Washington, Leon	RB	2013
Lewis, Dion	RB	2015-17
Hill, Jeremy	RB	2018
Williams, Joejuan	DB	2019-22
Jennings, Anfernee	LB	2023-25*

- 34 -

Name	Pos.	Years
Biscaha, Joe	OE	1960
Crouthamel, Jake	RB	1960
Larson, William	RB	1960
Shonta, Chuck	DB	1960-67
Towns, Bobby	DB	1961
Sellers, Ron	WR	1969-71
McCray, Prentice	S	1974-80
Van Eeghen, Mark	RB	1982-83
Woods, Carl	RB	1987
Perryman, Robert	RB	1987-89
Turner, Kevin	RB	1992-94
Grant, Rupert	FB	1995
Jones, Tebucky	CB	1998-2002
Akins, Chris	S	2003
Cobbs, Cedric	RB	2004
Cloud, Michael	RB	2005*
Jones, Tebucky	S	2006
Morris, Sammy	RB	2007-10
Vereen, Shane	RB	2011-14
Johnson, Leonard	DB	2015
Burkhead, Rex	RB	2017-20
Ozigbo, Devine	RB	2021
Mosely, Quandre	DB	2022
Larison, Lan	RB	2025
Johnson, D'Ernest	RB	2025

- 35 -

Name	Pos.	Years
Nance, Jim	RB	1965-71
Matthews, Henry	RB	1972
Phillips, Jess	RB	1976-77
Clark, Allan	RB	1979-80
Peoples, George	RB	1983
Landry, Anthony	RB	1990
Legette, Burnie	RB	1993-94
Grier, Marrio	RB	1996-97
Ellison, Jerry	RB	1999
Pass, Patrick	RB	2000-06
Richardson, Mike	DB	2007-08
Taylor, Chris	RB	2009
Ventrone, Ross	DB	2011
Gray, Jonas	RB	2014
Gaffney, Tyler	RB	2014-16
Gillislee, Mike	RB	2017
Crossen, Keion	DB	2018
Dugger, Kyle	DB	2020*
Strong Jr., Pierre	RB	2022
Borders, Breon	CB	2023
Battle, Miles	CB	2024-25

- 36 -

Name	Pos.	Years
Neumann, Tom	RB	1963
Swanson, Terry	P	1967-68
Herock, Ken	LB	1969
Ray, Eddie	RB-P	1970
Tarver, John	RB	1972-74
Feggins, Howard	CB	1989
Hutson, Brian	SS	1990
Henderson, Jerome	CB	1991-93, 96
Thompson, Leroy	RB	1994
Milloy, Lawyer	SS	1996-2002
Sanders, James	S	2005-10
Polite, Lousaka	FB	2011
Davis, Kanorris	S	2013
King, Brandon	DB	2015-21
Harris, Kevin	RB	2022-23
Borregales, Andy	K	2025

- 37 -

Name	Pos.	Years
Bailey, Bill	RB	1969
Gardin, Ron	WR	1971
Osley, Willie	CB	1974
McAlister, James	RB/KR	1978
Atkinson, Ricky	DB	1987*
Hurst, Maurice	CB	1989-95
Floyd, Chris	FB	1998-2000
Harrison, Rodney	S	2003-08
Dennard, Alfonzo	CB	2012-14
Richards, Jordan	DB	2015-17*
Harris, Damien	RB	2019-22
Ryland, Chad	K	2023
Westover, Jack	FB	2025*

- 38 -

Name	Pos.	Years
Snyder, Al	WR	1964
Johnson, Ellis	RB	1965-66
Martin, Donald	CB	1973
Gonzalez, Noe	RB	1974
Forte, Ike	RB	1976-77
James, Roland	SS	1980-90
Williams, Perry	CB	1987
White, Adrian	S	1993
Green, David	RB	1995
Lofton, Steve	CB	1997
Langham, Antonio	CB	2000
Poole, Tyrone	CB	2003-05
Mickens, Ray	CB	2006
Eckel, Kyle	FB	2007
Lockett, Bret	DB	2009*
Brown, Sergio	S	2010*
Bolden, Brandon	RB	2012-17, 19
Barner, Kenjon	RB	2018*
Virgin, Dee	DB	2020
Stevenson, Rhamondre	RB	2021-25

- 39 -

Name	Pos.	Years
Pruett, Perry	DB	1971
Cunningham, Sam	RB	1973-79,81-82
Allen, Marvin	RB	1988-91
Clark, Rico	CB	1999
Mayer, Shawn	S	2003
Scott, Guss	S	2004*
Maroney, Laurence	RB	2006-10
Woodhead, Danny	RB	2010-12
Browner, Brandon	CB	2014
Cadet, Travaris	RB	2015
Jackson, Steven	RB	2015
Richards, Jordan	DB	2019*
Ross, D'Angelo	DB	2020-21*
Hayes, Tae	DB	2022
Hasty, JaMycal	RB	2023-24
Ballentine, Corey	DB	2025
Grant, Richie	S	2025

- 40 -

Name	Pos.	Years
Garron, Larry	RB	1960-68
Turner, Bake	WR	1970
Maitland, Jack	RB	1971-72
McCurry, Dave	S	1974
Haynes, Mike	CB	1976-82
Davis, Elgin	RB	1987-88
LeBlanc, Mike	RB	1987*

PATRIOTS **ALL-TIME** NUMERICAL ROSTER

Hauck, Tim	FS	1990
Colon, Harry	S	1991
Lockwood, Scott	RB	1992-93
Yancy, Carlos	CB	1995

- 41 -

Name	Pos.	Years
Wells, Billy	RB	1960
Beach, Walter	DB	1960-61*
King, Claude	RB	1962
Mitchell, Leroy	DB	1967-68
Carwell, Larry	DB	1969-72
Pope, Ken	CB	1974
Robinson, Bo	RB	1984
Holmes, Darryl	FS	1987-89
Gordon, Tim	S	1991-92
Cade, Eddie	S	1995
Byars, Keith	FB	1996-97
George, Tony	S	1999-2000
Ventrone, Ray	DB	2007-08
Williams, Malcolm	DB	2011-12
Green, Justin	DB	2013
Hill, Troy	DB	2015
Jones, Cyrus	DB	2018*
Ross, D'Angelo	DB	2019*
Bryant, Myles	DB	2020-21*
Schooler, Brenden	S	2022-25

- 42 -

Name	Pos.	Years
Solitis, Bob	DB	1960-61
Webb, Don	DB	1961-71
Herron, Mack	RB	1973-75
Lippett, Ronnie	DB	1983-88, 90-91
Shegog, Ron	SS	1987
Barnett, Harlon	S	1993-94
Carter, Chris	FS	1997-99
Reid, Dexter	S	2004
Williams, Gemara	DB	2006
Green-Ellis, BenJarvus	RB	2008-11
Demps, Jeff	RB	2012
Gant, Malik	DB	2019
Taylor, J.J.	RB	2020-22
Harris, Darius	LB	2025

- 43 -

Name	Pos.	Years
Mallory, Irvin	DB	1971
Welch, Claxton	RB	1973
Ferguson, Vagas	RB	1980-82
Gibson, Ernest	CB	1984-88
Cobbs, Duffy	DB	1987
Rice, Rodney	DB	1989
Lewis, Vernon	CB	1993-96
Ebner, Nate	DB	2012-19
Berry, Rashod	DE/TE	2020
Munson, Calvin	LB	2021, 2022-23
Swinson, Bradyn	LB	2025

- 44 -

Name	Pos.	Years
Graves, White	DB	1965-67
Outlaw, John	DB	1969-72
Dressler, Doug	RB	1975
Calhoun, Don	RB	1975-81
Cowan, Larry	RB	1982
Williams, Jon	RB	1984
Frain, Todd	TE	1987*
Stephens, John	RB	1988-92
Butts, Marion	RB	1994
Shaw, Harold	FB	1998-2000
Edwards, Marc	FB	2001-02
McCrary, Fred	FB	2003
Evans, Heath	FB	2005-08
McKenzie, Tyrone	LB	2009
Page, Jarrad	S	2010
Ihedigbo, James	S	2011
Sudfeld, Zach	TE	2013
Skinner, Deontae	LB	2014*
Cleveland, Asante	TE	2015
Freeny, Jonathan	LB	2017*
Keene, Dalton	TE	2020-21
Webb, Raleigh	WR	2022
Giles-Harris, Joe	LB	2024
Chaisson, K'Lavon	LB	2025

- 45 -

Name	Pos.	Years
Green, Jerry	RB	1960
Stephens, Tom	DB/TE	1960-64
Ilg, Ray	LB	1967-68
Kecman, Dan	LB	1970
Mildren, Jack	S	1974
Taylor, Greg	RB	1982
Peterson, Joe	CB	1987
Hunter, Ivy Joe	RB	1991
Cottrell, Dana	LB	1998
Smith, Otis	CB	1996, 2000-02
Mills, Garrett	FB/TE	2006
Williams, D.J.	TE	2013
Gordon, Cameron	LB	2014
Snyder, Kevin	LB	2015
Harris, David	LB	2017
Jackson Sr., Michael	DB	2020
McGrone, Cameron	LB	2021-22
Board, Chris	LB	2023
Rice, Monty	LB	2024
Murphy, Caleb	LB	2025

- 46 -

Name	Pos.	Years
Romine, Al	DB	1961
Scarpito, Bob	WR/P	1968
Gipson, Paul	RB	1973
Washington, Mark	CB	1979
Cook, Marv	TE	1989-90*
Barber, Kantroy	FB	1996
Paulk, Jeff	FB	2000
Kinchen, Brian	LS	2003
Flemister, Zeron	TE	2004
Mays, Corey	LB	2006-07
Larsen, Spencer	FB	2012
Develin, James	RB	2012-19
Maluia, Cassh	LB	2020
McMillan, Raekwon	LB	2021*
Addington, Tucker	LS	2022, 2024
Pettway, La'Michael	TE	2023
Lampe, Brock	FB	2025
Robinson, Mark	LB	2025

- 47 -

Name	Pos.	Years
Johnson, Billy	DB	1966-69
Massey, Jim	CB	1974-75
Wilson, Darrell	DB	1981
Dombroski, Paul	DB	1981-84
Coleman, Pat	WR	1990
Brown, Roger	S	1992
Edwards, Robert	RB	1998-2000
Tuitele, Maugaula	LB	2001*
Kurpeikis, Justin	LB	2004
Claridge, Ryan	LB	2005
Gardner, Barry	LB	2006
Ingram, Jake	LS	2009-10
Cox, Christian	LB	2011
Hoomanawanui, Michael	TE	2012-15
Iosefa, Joey	RB	2015
Hollister, Jacob	TE	2017-18
Johnson, Jakob	FB	2019-21
Nordin, Quinn	K	2022*
Ashby, Julian	LS	2025

- 48 -

Name	Pos.	Years
Johnson, Preston	RB	1968
Fox, Tim	S	1976-81
Wilson, Darryal	WR	1983
Baty, Greg	TE	1986*
Pickering, Clay	WR	1987
Gadbois, Dennis	WR	1987-88*
Antrum, Glenn	WR	1989
Robbins, Randy	S	1992
Purnell, Lovett	TE	1996*
Love, Arther	TE	2001
Banta-Cain, Tully	LB	2003-05*
Katula, Matt	LS	2010
Aiken, Danny	LS	2011-14
Langi, Harvey	LB	2017*
Tavai, Jahlani	LB	2021-25

- 49 -

Name	Pos.	Years
Blanchard, Dick	LB	1972
Anderson, Ralph	S	1973
Williams, Brian	TE	1982
Naposki, Eric	LB	1988-89
Taylor, Kitrick	WR	1989
Baxter, Fred	TE	2002*
McDermott, Sean	LS	2003
Alexander, Eric	LB	2004-05*
Lua, Oscar	LB	2007
Redd, Vince	LB	2008
Morris, James	LB	2014
Cardona, Joe	LS	2015-24
Muma, Chad	LB	2025

- 50 -

Name	Pos.	Years
Yates, Bob	OT/G/C	1960-65
Avezzano, Joe	OC	1966

PATRIOTS **ALL-TIME** NUMERICAL ROSTER

Cheyunski, Jim	LB	1968-72
Chandler, Edgar	LB	1973
Hunt, Sam	LB	1974-79
McGrew, Lawrence	LB	1980-89
Jarostchuk, Ilia	LB	1990
Abrams, Bobby	LB	1995
Merkerson, Ron	LB	1999
Holmberg, Rob	LB	2000
Vrabel, Mike	LB	2001-08
Ninkovich, Rob	DE	2009-16
Grisgby, Nicholas	LB	2017-2018
Humber, Ramon	LB	2018
Winovich, Chase	DL	2019-21
McMillan, Raekwon	LB	2022-24*

- 51 -

Name	Pos.	Years
Robotti, Frank	LB/RB	1961
McKinnon, Don	LB	1963-64
Fraser, Jim	LB-P	1966
Caveness, Ron	LB	1968-69
Ballou, Mike	LB	1970
Edmonds, Randy	LB	1971
Acks, Ron	LB	1972-73
Carter Kent	LB	1974
Damkroger, Maury	LB	1974
Thomas, Donnie	LB	1976
Golic, Bob	LB	1979-81
Ingram, Brian	LB	1982-85
Black, Mel	LB	1987*
Scholtz, Bruce	LB	1989
Lockhart, Eugene	LB	1991-92
White, David	LB	1993
Bowden, Andre	LB	1995
Russ, Bernard	LB	1997-99
Johnson, Olrick	LB	2000
Cox, Bryan	LB	2001
Davis, Don	LB	2003-06
Mayo, Jerod	LB	2008-15
Mingo, Barkevious	LB	2016
Reilly, Trevor	LB	2017
Bentley, Ja'Whaun	LB	2018-20*
Perkins, Ronnie	LB	2021 -22
Leverett, Nick	C/G	2024
Banks, Keshawn	LB	2024
Gibbens, Jack	LB	2025

- 52 -

Name	Pos.	Years
Bennett, Phil	LB	1960
Meixler, Ed	LB	1965
Phillpott, Ed	LB	1967-71
Kadziel, Roin	LB	1972
King, Steve	LB	1973-81
Rembert, Johnny	LB	1983-92
McCabe, Jerry	LB	1987
Bavaro, David	LB	1993-94
Johnson, Ted	LB	1995-2004
Beisel, Monty	LB	2005
Alexander, Eric	LB	2006-09*
Fletcher, Dane	LB	2010-13
Ayers, Akeem	LB	2014*
Casillas, Jonathan	LB	2014
Bostic, Jonathan	LB	2015
Roberts, Elandon	LB	2016-19
Copeland, Brandon	LB	2020
Spence, Akeem	DL	2020
Langi, Harvey	LB	2021-22*
Jacobs, Curtis	LB	2024
Bryant, Marcus	T	2025

- 53 -

Name	Pos.	Years
Addison, Tom	LB	1960-67
Whitingham, Fred	LB	1970
Coleman, Dennis	LB	1971
Tanner, John	LB/DE	1973-74
Romaniszyn, Jim	LB	1976
Krakau, Merv	LB	1978
Matthews, Bill	LB	1979-81
Weishuhn, Clayton	LB	1982-84,86
Sealby, Randy	LB	1987*
Benson, Thomas	LB	1988
Wonsley, George	RB	1989
Tardits, Richard	LB	1990-92
Slade, Chris	LB	1993-2000
Izzo, Larry	LB	2001-08
Burgess, Derrick	LB	2009
Tarpinian, Jeff	LB	2011-12
Davis, Ja'Gared	LB	2013-14
Martin, Eric	LB	2015
Watson, Dekoda	LB	2015
Uche, Joshua	LB	2020*
Van Noy, Kyle	LB	2016-19,21
Elliss, Christian	LB	2023-25

- 54 -

Name	Pos.	Years
Brown, Bill E.	LB	1960
Cudzik, Walt	OC	1960-63
Dukes, Mike	LB	1964-65
Koontz, Ed	LB	1968
Schottenheimer, Marty	LB	1969-70
Price, Kenny	LB	1971
Clark, Gail	LB	1974
Zabel, Steve	LB	1975-78
Zamberlin, John	LB	1979-82
Gillen, John	LB	1983
Williams, Ed	LB	1984-87, 90
Moore, Greg	LB	1987
Collins, Todd	LB	1992-94*
Catanho, Alcides	LB	1995
Bruschi, Tedy	LB	1996-2008
Waters, Brian	G	2011
Hightower, Dont'a	LB	2012-19, 21
Jones, Truman	DE	2024-25

- 55 -

Name	Pos.	Years
Farmer, Lonnie	LB	1964-66
William, J.R.	LB/C	1968-70
Cindrich, Ralph	LB	1972
Foster, Will	LB	1973-74
Reilly, Kevin	LB	1975
Costict, Ray	LB	1977-79
Blackmon, Don	LB	1981-87
McHale, Joe	LB	1987
Singleton, Chris	LB	1990-93
McGinest, Willie	LB	1994-2005
Seau, Junior	LB	2006-09
Spikes, Brandon	LB	2010-13
Skinner, Deontae	LB	2014*
Ayers, Akeem	LB	2014*
Freeny, Jonathan	LB	2015-16*
Marsh, Casius	LB	2017
Lee, Eric	LB	2017
Simon, John	DE	2018-20
Uche, Joshua	LB	2021-24*
Ngakoue, Yannick	LB	2024
Gregory, Eric	DT	2025

- 56 -

Name	Pos.	Years
Morris, Jon	OC	1964-74
Shoate, Rod	LB	1975-81
Tippett, Andre	LB	1982-88, 90-93

- 57 -

Name	Pos.	Years
Bramlett, John	LB	1969-70
Kiner, Steve	LB	1971, 73
Nelson, Steve	LB	1974-87

- 58 -

Name	Pos.	Years
Satcher, Doug	LB	1966-68
Dumler, Doug	OC	1973-75
Brock, Pete	C	1976-87
Cooks, Terrence	LB	1989
Harvey, Richard	LB	1990
McGovern, Rob	LB	1992
Moore, Marty	LB	1994-99*
Chatham, Matt	LB	2000-05
Woods, Pierre	LB	2006-10
Guyton, Gary	LB	2008*
White, Tracy	LB	2010-12
Beauharnais, Steve	LB	2013
Fleming, Darius	LB	2014-15
McClellin, Shea	LB	2016-17
Davis, Keionta	DL	2018-19
Collins Sr., Jamie	LB	2019-21*
Jennings, Anfernee	LB	2020-22*
Kromah, Jamree	DE	2024
Wilson, Jared	OL	2025

- 59 -

Name	Pos.	Years
Stenger, Brian	LB	1973
Geddes, Bob	LB	1973-75
Barnes, Rodrigo	LB	1974-75
Barnes, Pete	LB	1976-77
Hawkins, Mike	OLB	1978-81
Golden, Tim	LB	1982-84
Doig, Steve	LB	1986-87
Sealby, Randy	LB	1987*
Brown, Vincent	LB	1988-95
Collins, Todd	LB	1996-98*
Katzenmoyer, Andy	LB	1999-2001
Brigance, O.J.	LB	2002
Tuitele, Maugaula	LB	2002*
Colvin, Rosevelt	LB	2003-08

PATRIOTS **ALL-TIME** NUMERICAL ROSTER

Guyton, Gary	LB	2009-11*
Carpenter, Bobby	LB	2012
Rivera, Mike	LB	2012
White, Chris	LB	2013-14
Johnson, Rufus	LB	2015
Flowers, Marquis	LB	2017
McClellan, Albert	LB	2018
Hall, Terez	LB	2020-21
Lowe, Vederian	T	2023-25

- 60 -

Name	Pos.	Years
Lee, Robert	G	1960
Loudd, Rommie	LB	1961-62
St. Jean, Lennie	OG	1964-73
Tipton, Dave	NT	1975-76
Hyland, Bob	OC	1977
Veris, Garin	DE	1985-88*
Hobby, Marion	DE	1990-92
Holcomb, Sean	LB	1995
Rehberg, Scott	T	1997-98
Johnson, Garrett	NT	2000
Brown, Wilbert	OG	2003
Ohrnberger, Rich	OL	2009-11
Andrews, David	C	2015-24

- 61 -

Name	Pos.	Years
Moore, Leroy	DE	1961-62
Hudson, Bill	DT	1965
Adams, Sam	OG	1972-80
Wooten, Ron	OG	1982-88
Robinson, Greg	OT	1987*
Childress, Fred	OG	1991
Kratch, Bob	G	1994-96
Denson, Damon	G	1997-99
Davis, Adam	G	2000
Neal, Stephen	G	2001-10
Cannon, Marcus	OL	2011-19, 22
Hudson, Bryan	OL	2024
Cotton, Lester	G	2024
Jaimes, Brenden	OL	2025

- 62 -

Name	Pos.	Years
Cohen, Abe	OG	1960
Klein, Dick	OT	1961-62
Cagle, John	DT/LB/G	1969
Hagen, Halvor	G/DE	1971-72
Hunt, Kevin	OT	1973
Corbett, Steve	OG	1975
Wheeler, Dwight	OT	1978-83
Bain, Bill	OT	1986
Farrell, Sean	OG	1987-90
Richards, Dave	OL	1996
Rawlings, Josh	OL	2000
Knutson, Matt	T	2002
Adams, Titus	DL	2009
Wendell, Ryan	OL	2009-15
Thuney, Joe	OL	2016-20
Murray, Bill	OL	2022
Sow, Sidy	G	2023-24

- 63 -

Name	Pos.	Years
Leo, Charlie	OG	1960-62
Canale, Justin	OG	1965-68
Cash, Rick	DT	1972-73
Sturt, Fred	G	1976-78
Holmes, Ernie	NT	1978
Buben, Mark	DL	1979, 1981
Condon, Tom	OG	1985
Colton, George	OT	1987
Feehery, Gerry	G	1989
Chilton, Gene	C	1990-92
Jones, Todd	OL	1993
Stanley, Sylvester	NT	1994
Irwin, Heath	G	1996-99
Andruzzi, Joe	G	2000-04
Connolly, Dan	OL	2008-14
Jackson, Tre'	G	2015
Schwenke, Brian	OL	2018
Benenoch, Caleb	OL	2019*
Cajuste, Yodny	OL	2019*
Hines, Chasen	OL	2022

- 64 -

Name	Pos.	Years
Sardisco, Tony	OG	1960-62
Boudreaux, Jim	DE	1966-68
Montler, Mike	OT	1969-72
Gallaher, Allen	OT	1974
Imhof, Martin	DE	1975
Bishop, Richard	NT	1976-81
Matich, Trevor	OC	1985-88
Twombly, Darren	C	1987
Melander, Jon	OG	1991
Wohlabaugh, Dave	C	1995-98
Fletcher, Derrick	OL	1999
Mruczkowski, Gene	OL	2003-06
LeVoir, Mark	T	2008-10
Thomas, Donald	OL	2011-12
Barker, Chris	OL	2013-15
Froholdt, Hjalte	OL	2019-20
Redmond, Alex	OL	2021
Stueber, Andrew	OL	2022-23
Robinson, Layden	G	2024

- 65 -

Name	Pos.	Years
Davis, Jack	OG	1960
Antwine, Houston	DT	1961-71
Hayman, Conway	OG	1972
Smith, Donnell	DE	1973-74
Boyd, Greg	DE	1977-78
Clark, Steve	DE	1981
Rogers, Doug	DE	1984
Ruth, Mike	NT	1986-87
Porell, Tom	NT	1987
Nelson, Edmund	DE	1988
Crawford, Elbert	OL	1990-91
Arthur, Mike	C	1993-94
Woody, Damien	C	1999-2003
Britt, Wesley	T	2006-08
Maneri, Steve	T	2010*
McDonald, Nick	OL	2011-12
Devey, Jordan	OL	2014
Cooper, Jonathan	OL	2016
Eluemunor, Jermaine	OL	2019*
Benenoch, Caleb	OL	2020*
Ferentz, James	OL	2021-23*
Robinson, Tyrese	G	2024
Bradbury, Garrett	C	2025

- 66 -

Name	Pos.	Years
Davis, Jack	OG	1960
Feldhausen, Paul	OT	1968-69
Brown, Barry	TE/LB	1969-70
Loukas, Angelo	G	1970
Weisacosky, Ed	LB	1971-72
Dorsey, Nate	DE	1973
McKay, Bob	OT	1976-78
McMichael, Steve	DL	1980
Lee, John	DE	1981
Fairchild, Paul	OG	1984-90
Gordon, Steve	OL	1992-93
Dellenbach, Jeff	C	1995
Ellis, Ed	T	1997, 1999
Paxton, Lonie	LS	2000-08
Bussey, George	OL	2009
Cohen, Landon	DL	2010
Leonard, Louis	DL	2010
Weston, Kade	DE	2010
Welch, Thomas	OL	2011
Zusevics, Markus	OL	2012-13
Stork, Bryan	OL	2014-15
Ferentz, James	OL	2018-20*
Russey, Kody	OL	2022
Campbell, Will	T	2025

- 67 -

Name	Pos.	Years
Hauser, Art	DT	1960
Lindquist, Paul	DT	1961
Perkins, Willis	G	1961
Watson, Dave	G	1963-64
Canale, Whit	DE	1968
Bugenhagen, Gary	OT-G	1969-70
Lenkaitis, Bill	C	1971-81
Moore, Steve	OT	1983-87
Benzinger, John	OL	1987
Douglas, David	G	1989-90
Gisler, Mike	G	1993-97
Andersen, Jason	C	1998-2000
Ruegamer, Grey	C/G	2000-02
Koppen, Dan	C	2003-11
Petrus, Mitch	OL	2012
Tennant, Matt	OL	2012
Grissom, Cory	DL	2013
Kline, Josh	OL	2013-15
Karras, Ted	OL	2021*
Andrews, Jake	OL	2023-24

- 68 -

Name	Pos.	Years
Singer, Karl	OT	1966-68
DuLac, Bill	OG	1974-75
Falcon, Terry	OG	1978-79

PATRIOTS **ALL-TIME** NUMERICAL ROSTER

Haley, Darryl	OG	1982-84, 86
Robinson, Greg	OG	1987*
Baab, Mike	C	1988-89
Johnson, Damian	OG	1990
Stephens, Calvin	G	1992
Lane, Max	OT	1994-2000
Ashworth, Tom	OL	2002-05
O'Callaghan, Ryan	T	2006-08
Waddle, LaAdrian	OL	2015-18
Marcus Martin	OL	2020
Sherman, Will	OL	2021
Mafi, Atonio	OL	2023
Smith, Lecitus	C	2024
Iton, Isaiah	DT	2025

- 69 -

Name	Pos.	Years
Adams, Julius	DE	1987*
Chung, Eugene	OL	1992-94
Tucker, Ross	OL	2005
Ojinnaka, Quinn	OL	2010
Silvestro, Alex	DE	2011
Hix, Kyle	OL	2011-12
Mason, Shaq	OL	2015-21
Strange, Cole	OL	2022-24

- 70 -

Name	Pos.	Years
Smith, Hal	DT	1960
Graham, Milt	OT	1961-63
Witt, Mel	DT	1967-70
Wirgowski, Dennis	DE	1970-72
Gray, Leon	OT	1973-78
McDougald, Doug	DE	1980
Henson, Luther	NT	1982-84
Virkus, Scott	DE	1984
Plunkett, Art	OT	1985, 87
Saranovitz, Brian	OG	1987
Viaene, David	OT	1989-90
Redding, Reggie	OL	1992
Moore, Brandon	OT	1993-95
Klemm, Adrian	G/T	2000-04
Mankins, Logan	OL	2005-13
Kitchen, Ishmaa'ily	DL	2015
Butler, Adam	DT	2017-20
Durant, Yasir	OL	2021*
Pharms Jr., Jeremiah	DL	2023*
Wallace, Caedan	T	2024-25

- 71 -

Name	Pos.	Years
Oakes, Don	OT	1963-68
May, Art	DE	1971
Hamilton, Ray	DE	1973-81
Reed, Benton	DE	1987
DeRiggi, Fed	DT	1990
Rakoczy, Gregg	OL	1991-92
Rucci, Todd	OG	1993-99
Osborne, Chuck	DT	2000
Hochstein, Russ	G	2002-08
Simmons, Kendall	G	2009
Deaderick, Brandon	DL	2010-12
Richard, Jamey	OL	2012
Neblett, Andre	DL	2013
Siliga, Sealver	DT	2013*
Fleming, Cameron	OL	2014-17
Shelton, Danny	DL	2018-19
Onwenu, Mike	OL	2020-25

- 72 -

Name	Pos.	Years
Crow, Albert	DT	1960
Striegal, Bill	LB	1960
Eisenhauer, Larry	DE	1961-69
Lunsford, Mel	DE	1973-80
Patton, Jerry	DE	1975
Williams, Lester	NT	1982-85
Sandham, Todd	OG	1987
Goad, Tim	NT	1988-94
Wyman, Devin	DT	1996-98
Isaia, Sale	G	2000
Light, Matt	T	2001-11
Vellano, Joe	DL	2013-14
Hicks, Akiem	DL	2015
Newhouse, Marshall	OL	2019
Eluemunor, Jermaine	OL	2020*
Cajuste, Yodny	OL	2021-22*
Wheatley, Tyrone	OL	2023
Thomas, Zach	T	2024
Durant, Yasir	T	2025*

- 73 -

Name	Pos.	Years
Jagielski, Harry	DT	1960-61
Neighbors, Billy	OG	1962-65
Khayat, Ed	DT	1966
Funchess, Tom	OT	1968-70
Atessis, Bill	DE	1971
Hannah, John	OG	1973-85

- 74 -

Name	Pos.	Years
Delucca, Gerry	OT	1960-64
Schmidt, Bob	OT	1964
Mangum, John	DT	1966-67
Jones, Ezell	OT	1969-70
Reynolds, Bob	OT	1972-73
Hanneman, Craig	DE	1974-75
Jordan, Shelby	OT	1975,77-82
Browning, Dave	DE	1983
Turner, Bill	DE	1987
Gambol, Chris	OL	1990
Baldinger, Rich	OL	1993
Skene, Doug	G	1994
Sullivan, Chris	DE	1996-99, 2001
Jones, Kenyatta	T	2001-02
Yates, Billy	OL	2005-08
Sands, Terdell	DL	2009
Love, Kyle	DL	2010-12
Svitek, Will	OL	2013
Easley, Dominique	DL	2014
Thornton, Khyri	DL	2015
Hamilton, Woodrow	DT	2016
Tobin, Matt	OL	2018
Croston, Cole	OL	2017-18
Cunningham, Korey	OL	2019-20
Reiff, Riley	OL	2023
Jordan, Michael	G	2024
Munford Jr., Thayer	T	2025

- 75 -

Name	Pos.	Years
McGee, George	OT	1960
Simerson, John	OT	1961
Richardson, Jesse	DT	1962-64
Pyne, George	OT	1965
Toner, Ed	DT	1967-70
Haggerty, Mike	OT-DE	1971
Mass, Wayne	OT	1972
Moore, Arthur	DT	1973-77
Cryder, Bob	OG	1978-83
Morriss, Guy	OC	1984-87
Villa, Danny	OT	1987-91, 97
Wilson, Curtis	OC	1989
Williams, Larry	G	1992
Lewis, Bill	C	1993
Sagapolutele, Pio	DT	1996
Rheams, Leonta	DL	1998
Beadles, Terrance	G	2000
Stokes, Barry	OL	2008
Wilfork, Vince	DL	2004-14
Karras, Ted	OL	2016-19*
Herron, Justin	OL	2020-22
McDermott, Conor	OL	2022-23
Jacobs, Demontrey	T	2024

- 76 -

Name	Pos.	Years
Discenzo, Tony	OT	1960
Long, Charlie	G	1961-69
Mirich, Rex	DT	1970
Rowe, Dave	DT	1971-73
Cusick, Pete	NT	1975
Schaum, Greg	DE	1978
Holloway, Brian	OT	1981-86
Rehder, Tom	OT	1988-89
Clayton, Stan	OT	1990
Smerlas, Fred	NT	1991-92
Washington, John	DT	1993
Roberts, William	G	1995-96
Williams, Grant	T	2000-01
Gorin, Brandon	T	2003-05
Vollmer, Sebastian	T	2009-15
Wynn, Isaiah	OL	2018-22
Anderson, Calvin	OL	2023
Moses, Morgan	T	2025

- 77 -

Name	Pos.	Years
Cross, Bob	OT	1960
Danenhauer, Bill	DE	1960
Neville, Tommy	OT	1965-77
Puetz, Garry	OG	1979-81
Sims, Kenneth	DE	1982-89
Harlow, Pat	OT	1991-95
Tharpe, Larry	OT	1996
Moss, Zefross	T	1997-99
Randall, Greg	T	2000-02
Compton, Mike	C/G	2001-03
Kaczur, Nick	T	2005-10
Solder, Nate	T	2011-17
Bennett, Michael	DL	2019

PATRIOTS **ALL-TIME** NUMERICAL ROSTER

Cajuste, Yodny	OL	2020*
Brown, Trent	LT	2018, 21-23
Okorafor, Chukwuma	T	2024
Brown, Ben	C	2024-25

- 78 -

Name	Pos.	Years
Byrd, Dennis	DT	1968
Banks, Willie	G	1973
McGee, Tony	DE	1974-81
Spears, Ron	DE	1982-83
Kuehn, Art	OC	1983
Harris, Marshall	DE	1983
Stokes, Eric	C-G	1987
Armstrong, Bruce	T	1987-2000

- 79 -

Name	Pos.	Years
Richardson, Al	DE	1960
Hunt, Jim Lee	DT	1960-71

- 80 -

Name	Pos.	Years
Rudolph, Jack	LB	1960-65
Henke, Karl	OT	1969
Adams, Bob	TE	1973-74
Hasselbeck, Don	TE	1977-83
Williams, Brooks	TE	1983
Fryar, Irving	WR	1984-92
Linne, Larry	WR	1987
Hawkins, Steve	WR	1994
Brown, Troy	WR/KR	1993, 95-2007*
Matthews, Michael	TE	2009
Shiancoe, Visanthe	TE	2012
Amendola, Danny	WR	2013-17
Anderson, Stephen	TE	2018
Olszewski, Gunner	WR	2019-21
Boutte, Kayshon	WR	2023*

- 81 -

Name	Pos.	Years
Colclough, Jim	WR	1960-68
Frazier, Charley	WR	1969-70
Sweet, Joe	WR	1974
Francis, Russ	TE	1975-80, 87-88
Brown, Preston	WR	1980-82
Starring, Stephen	WR	1983-87
Carey, Brian	WR	1987
Mowatt, Zeke	TE	1990
Carpenter, Rob	WR	1991
Stanley, Walter	WR	1992
Crittenden, Ray	WR	1993-94
Graham, Hason	WR	1995-96
Simmons, Tony	WR	1998-2000
Johnson, Charles	WR	2001
Hayes, Donald	WR	2002
Johnson, Bethel	WR	2003-05
Smith, Jonathan	WR	2006
Moss, Randy	WR	2007-10
Hernandez, Aaron	TE	2011-12*
Wright, Tim	TE	2014
Harbor, Clay	TE	2016
Smith, Jonnu	TE	2021-22
Douglas, DeMario	WR	2023*
Hooper, Austin	TE	2024-25

- 82 -

Name	Pos.	Years
Whalen, Jim	TE	1965-69
Beer, Tom	TE	1970-72
Hinton, Eddie	WR	1974
Burks, Steve	WR	1975-77
Chandler, Al	TE	1979*
Toler, Ken	WR	1981-82
Weathers,Clarence	WR	1983-84
Williams, Derwin	WR	1985-87
Gadbois, Dennis	WR	1987*
Martin, Sammy	WR	1988-91
Taylor, Gene	WR	1991
Brisby, Vincent	WR	1993-99
Calloway, Chris	WR	2000
Jackson, Curtis	WR	2000
Graham, Daniel	TE	2002-06
Rivers, Marcellus	TE	2007
Spach, Stephen	TE	2007-08
Crumpler, Alge	TE	2010
Gronkowski, Dan	TE	2011
Herman, Brad	TE	2012
Winslow, Kellen	TE	2012
Boyce, Josh	WR	2013-14
Martin, Keshawn	WR	2015
Lengel, Matt	TE	2016
Tomlinson, Eric	TE	2019
Nixon, Tre	WR	2023
Jackson, JaQuae	WR	2024
Dippre, C.J.	TE	2025

- 83 -

Name	Pos.	Years
Jacobs, Harry	DE-LB	1960-62
Dawson, Bill	TE-DE	1965
Fussell, Tom	DE	1967
Baker, Melvin	WR	1975
Feacher, Ricky	WR	1976
Westbrook, Don	WR	1977-81
Jones, Cedric	WR	1982-90
Coffey, Wayne	WR	1987
Timpson, Michael	WR	1989-94
Moore, Will	WR	1995
Jells, Dietrich	WR	1996-97
Rutledge, Rod	TE	1998-2001
Branch, Deion	WR	2002-05
Welker, Wes	WR	2007-12
Scruggs, Greg	DE	2016
Allen, Dwayne	TE	2017-18
Thomas, Jordan	TE	2020
LaCosse, Matt	TE	2019, 2021
Humphrey, Lil'Jordan	WR	2022
Reagor, Jalen	WR	2023

- 84 -

Name	Pos.	Years
Graham, Art	WR	1963-68
Knief, Gayle	WR	1970
Bryant, Hubie	WR	1971-72
Stingley, Darryl	WR	1973-77
Harris, Ronnie	WR/KR	1993-94
Jefferson, Shawn	WR	1996-99
Davis, Shockmain	WR	2000
Small, Torrance	WR	2001
Coleman, Fred	WR	2001-02
Baxter, Fred	TE	2003*
Watson, Benjamin	TE	2004-09, 19
Branch, Deion	WR	2010-12
Moe, TJ	WR	2013
Tyms, Brian	WR	2014-15
Patterson, Cordarrelle	WR	2018
Ford, Isaiah	WR	2020
Bourne, Kendrick	WR	2021-24

- 85 -

Name	Pos.	Years
McComb, Don	DE	1960
Atchason, Jack	OE	1960
Buoniconti, Nick	LB	1962-68
Adams,Julius	DE	1971-85*
Baty, Greg	TE	1987*
Frain, Todd	TE	1987*
Johnson, Steve	TE	1988
Sievers, Eric	TE	1989-90
Cook, Marv	TE	1991-93*
Burke, John	TE	1994-96
Purnell, Lovett	TE	1996-98*
Morey, Sean	WR	1999
Fontenot, Chris	TE	2000
Wiggins, Jermaine	TE	2001
Cleeland, Cameron	TE	2002
Stokes, J.J.	WR	2003
Weaver, Jed	TE	2004
Gabriel, Doug	WR	2006
DeVree, Tyson	TE	2008
Hernandez, Aaron	TE	2010*
Ochocinco, Chad	WR	2011
Lloyd, Brandon	WR	2012
Thompkins, Kenbrell	WR	2013-14
Williams, Michael	TE	2015
Britt, Kenny	WR	2017
Izzo, Ryan	TE	2018-20
Henry, Hunter	TE	2021-25

- 86 -

Name	Pos.	Years
Lofton, Oscar	OE	1960
Kimber, Bill	OE	1961
Romeo, Tony	TE	1962-67
Moss, Roland	TE	1971
Windsor, Bob	TE	1972-75
Morgan, Stanley	WR	1977-89
Benson, Mike	WR	1987
Nichols, Ricky	WR	1987
McMurtry, Greg	WR	1990-93
Brown, Troy	WR	1994*
Lee, Kevin	WR	1994-95
Bartrum, Mike	TE	1996-99
Eitzmann, Chris	TE	2000
Bjornson, Eric	TE	2000
Patten, David	WR	2001-04
Dwight, Tim	WR	2005
Thomas, David	TE	2006-08
Baker, Chris	TE	2009
Fells, Daniel	TE	2012

PATRIOTS **ALL-TIME** NUMERICAL ROSTER

Maneri, Steve	TE	2014*
Derby, AJ	TE	2016
Asiasi, Devin	TE	2020-21
Bowden Jr., Lynn	WR	2022
Brown, Pharaoh	TE	2023
Wilcox, MItchell	TE	2024
Chism III, Efton	WR	2025

- 87 -

Name	Pos.	Years
Long, Mike	OE	1960
Nichols, Bob	TE	1967-68
Jacobs, Ray	DT	1969
Lassiter, Ike	DE	1970-71
White, Jim	DE	1972
Schubert, Steve	WR	1974
Chandler, Al	TE	1976-78*
Jarvis, Ray	WR	1979
Franklin, Arnold	TE	1987
Dawson, Lin	TE	1981-90
Coates, Ben	TE	1991-99
Looker, Dane	WR	2000
Emanuel, Bert	WR	2001
Givens, David	WR	2002-05
Caldwell, Reche	WR	2006
Gronkowski, Rob	TE	2010-18
Sokol, Matt	TE	2022-23
Westover, Jack	TE	2024*

- 88 -

Name	Pos.	Years
Berger, Ron	DE	1969-72
Mosier, John	TE	1973
Marshall, Al	WR	1974
Briscoe, Marlin	WR	1976
Pennywell, Carlos	WR	1978-81
Bradshaw, Morris	WR	1982
Ramsey, Derrick	TE	1983-85
Scott, Willie	TE	1986-88
LaFreniere, Bill	WR	1987
Dykes, Hart Lee	WR	1989-90
Griffith, Richard	TE	1993
Frisch, David	TE	1995
President, Andre	TE	1995
Glenn, Terry	WR	1996-2001
Fauria, Christian	TE	2002-05
Brady, Kyle	TE	2007
Aiken, Sam	WR	2008-09
Ballard, Jake	TE	2012
Mulligan, Matthew	TE	2013
Chandler, Scott	TE	2015
Bennett, Martellus	TE	2016, 17
Thomas, Demaryius	WR	2019
Fumagalli, Troy	TE	2021
Washington, Scotty	TE	2022
Gesicki, Mike	TE	2023
Bell, Jaheim	TE	2024

- 89 -

Name	Pos.	Years
Dee, Bob	DE	1960-67

- 90 -

Name	Pos.	Years
Webster, George	LB	1974-76
Williams, Toby	DE	1983-88
Wichard, Murray	DE	1987
Veris, Garin	DE	1990-91*
Shorts, Peter	DE	1989
White, Reggie	DT/NT	1995
Eaton, Chad	DT	1996-2000
Moore, Marty	LB	2001*
Martin, Steve	DT	2002
Klecko, Dan	DL	2003-05
Smith, Le Kevin	DL	2006-08
Richard, Darryl	DL	2009-10
Edds, A.J.	LB	2011
Koutouvides, Niko	LB	2011-12
Sopoaga, Isaac	DT	2013
Moore, Zach	DL	2014
Branch, Alan	DT	2014*
Brown, Malcom	DL	2015-18
Calhoun, Shilique	LB	2019-20
Barmore, Christian	DL	2021-25

- 91 -

Name	Pos.	Years
Crump, George	DE	1982-83
Alexander, Rogers	LB	1987
Lowry, Orlando	LB	1989
Gannon, Chris	DE	1990-93
Walker, Bruce	NT/DT	1994-95
Kopp, Jeff	LB	1999
Hamilton, Bobby	DE	2000-03
Hill, Marquise	DE	2004-06
Ruud, Bo	LB	2008
Pryor, Myron	DL	2009-11
Collins Sr., Jamie	LB	2013-16*
Wise Jr., Deatrich	DE	2017-2024
Ponder, Elijah	LB	2025

- 92 -

Name	Pos.	Years
Creswell, Smiley	DE	1985
McNeil, Emmanuel	NT	1989
Agnew, Ray	DE	1990-94
Collons, Ferric	DE	1995-99
Nugent, David	DE	2000-01
Washington, Ted	DT	2003
Thomas, Santonio	DL	2007
Brace, Ron	DL	2009*
Moore, Eric	DL	2010*
Warren, Gerard	DL	2010*
Haynesworth, Albert	DL	2011
Bequette, Jake	DE	2012-13
Grissom, Geneo	DL	2015-16*
Harrison, James	LB	2017
Thurman, Nick	DL	2020
Godchaux, Davon	DT	2021-24
Farmer, Joshua	DT	2025

- 93 -

Name	Pos.	Years
Corsetti, Rico	LB	1987
Jordan, Tim	LB	1987-89
Pitts, Mike	DE	1993-94
Brown, Monty	LB	1996
Stuckey, Shawn	LB	1998
Kuberski, Bob	DT	1999
Dalton, Antico	LB	2000
Seymour, Richard	DE	2001-08
Burgess, Prescott	LB	2009
Murrell, Marques	LB	2010
Carter, Andre	DE	2011
McClain, Terrell	DL	2012
Kelly, Tommy	DL	2013
Sheard, Jabaal	DL	2015-16
Guy, Lawrence	DL	2017-23
Ximines, Oshane	LB	2024
Taylor III, Leonard	DT	2025

- 94 -

Name	Pos.	Years
Black, Mel	LB	1986*
Ward, David	LB	1989
Roberts, Tim	DE	1995
Scott, Walter	DL	1996
Spires, Greg	DE	1998-2000
Sayler, Jace	DL	2001
Warren, Ty	DL	2003-10
Ellis, Shaun	DE	2011
Francis, Justin	DL	2012
Jones, Chris	DT	2013-14
Jean-Francois, Ricky	DT	2017
Clayborn, Adrian	DE	2018
Mack, Isaiah	DL	2020
Allen, Beau	DL	2020
Anderson, Henry	DL	2021
Roy, Jaquelin	DT	2024-25
Durdam Cory	DT	2025

- 95 -

Name	Pos.	Years
Reynolds, Ed	LB	1983-91
Sacco, Frank	LB	1987
Sabb, Dwayne	LB	1992-96
Thomas, Henry	DT	1997-2000
Phifer, Roman	LB	2001-04
Banta-Cain, Tully	LB	2005-06, 09-10*
Brown, Kareem	DL	2007
Moore, Rashad	DL	2007
Smith, Kenny	DL	2008
Anderson, Mark	DE	2011
Jones, Chandler	DE	2012-15
Long, Chris	DE	2016
Rivers, Derek	DE	2017-20
Ekuale, Daniel	DT	2021-24
Tonga, Khyiris	DL	2025

- 96 -

Name	Pos.	Years
Williams, Brent	DE	1986-93
Mangiero, Dino	NT	1987
Jones, Mike	DE	1994-97
Megna, Marc	LB	1999*
Tuitele, Maugaula	LB	2000*
Mitchell, Brandon	DL	2001*
Lyle, Rick	DL	2002-03
Bailey, Rodney	DL	2004
Mallard, Wesly	LB	2005

PATRIOTS **ALL-TIME** NUMERICAL ROSTER

Thomas, Adalius	LB	2007-09
Cunningham, Jermaine	DE	2010-12
Carter, Andre	DE	2013
Siliga, Sealver	DT	2014-15*
Johnson, Anthony	DT	2016
Kilgo, Darius	DT	2016
Grissom, Geneo	LB	2017-18*
Bower, Tashawn	DL	2020-21
Roberts, Sam	DL	2022-23
Johnson II, Eric	DT	2024

- 97 -

Name	*Pos.*	*Years*
Hodge, Milford	DE	1986-89
Guzik, John	NT	1987
Smith, Sean	DE	1990-91
Jones, Aaron	DE	1993-95
Wheeler, Mark	DT	1996-98
Grimes, Reggie	DE	2000
Parker, Riddick	DT	2001
Green, Jarvis	DE	2002-09
Brace, Ron	DL	2010-12*
Branch, Alan	DL	2015-17*
Kamalu, Ufomba	DL	2018
Mitchell, DaMarcus	DL	2022
Hill, Trysten	DT	2023-24
Leo, Titus	LB	2024
Williams, Milton	DT	2025

- 98 -

Name	*Pos.*	*Years*
Owens, Dennis	NT	1982-86
Edwards, Tim	DE	1992
Johnson, Mario	DL	1993
Barnett, Troy	DE	1994-95
Mitchell, Brandon	DE	1997-2000*
Pleasant, Anthony	DE	2001-03
Traylor, Keith	DT	2004
Brown, Chad	LB	2005, 2007
Crable, Shawn	LB	2008-10
Moore, Eric	DL	2011*
Warren, Gerard	DL	2011*
Cohen, Landon	DL	2011
Forston, Marcus	DL	2012-13
Walker, Casey	DL	2014
Flowers, Trey	DL	2015-18
Williams, Xavier	DL	2020
Davis Jr., Carl	DL	2020-22
Pharms Jr., Jeremiah	DT	2024-25**

- 99 -

Name	*Pos.*	*Years*
Thomas, Ben	DE	1985
Wilburn, Steve	DE	1987
Jeter, Gary	DE	1989
Howard, David	LB	1991-92
Carthen, Jason	LB	1993-94
DeOssie, Steve	LB	1994-95
Crawford, Vernon	LB	1997-99
Megna, Marc	LB	2000*
Turner, T.J.	LB	2001
Ayi, Kole	LB	2001
Holsey, Bernard	DL	2002
Kelley, Ethan	DT	2004
Wright, Mike	DL	2005-11
Scott, Trevor	DE	2012
Buchanan, Michael	DE	2013-14
Easley, Dominique	DL	2015
Valentine, Vincent	DT	2016-17
Cowart, Byron	DL	2019-21
Collins Sr., Jamie	LB	2022*
White, Keion	DE	2023-25

PATRIOTS ALL-TIME DRAFT

2026

Rd	Player	PK	Pos	College
1a	Caleb Lomu	28	T	Utah
1b	(Traded to Buffalo)	31		
2a	(Traded to L.A. Chargers)	63		
2b	Gabe Jacas	55	LB	Illinois
3	Eli Raridon	95	TE	Notre Dame
4a	(Traded to Buffalo)	125		
4b	(Traded to L.A. Chargers)	131		
5	Karon Prunty	171	CB	Wake Forest
6a	(Traded to Jacksonville)	191		
6b	Dametrious Crownover	196	T	Texas A&M
6c	(Traded to Minnesota)	198		
6d	(Traded to L.A. Chargers)	202		
6e	Namdi Obiazor	212	LB	Texas Christian
7a	Behren Morton	234	QB	Texas Tech
7b	Jam Miller	245	RB	Alabama
7c	Quintayvious Hutchins	247	LB	Boston College

2026 DRAFT NOTES

For more information on all trades involving draft picks, please see trades list on the following pages.

1a/4a Acquired Buffalo's 2026 first round draft pick (28th overall) in a draft day trade on April 23, 2026 in exchange for a 2026 first round draft pick (31st overall) and a 2026 fourth round draft pick (125th overall).

2a/4b/6d Acquired the L.A. Chargers 2026 second round draft pick (55th overall) in a draft day trade on April 24, 2026 in exchange for a 2026 second round draft pick (63rd overall), 2026 fourth round draft pick (131st overall) and 2026 sixth round draft pick (202nd overall).

4a Acquired from Kansas City with a 2025 third-round draft pick (95th overall) in a draft day trade on April 25, 2025 in exchange for 2025 third-round draft pick (85th overall).

6a/6b/7b Acquired Jacksonville's 2026 sixth-round draft pick (196th overall) and 2026 seventh-round draft pick (245th overall) in a draft day trade on April 25, 2026 in exchange for a 2026 sixth-round draft pick (191st overall).

6a Acquired from Kansas City in a trade in exchange for LB Joshua Uche on Oct. 28, 2024.

6c/7a Acquired Minnesota's 2026 seventh-round draft pick (234th overall) and a 2027 sixth-round draft pick in a draft day trade on April 25, 2026 in exchange for a 2026 sixth-round draft pick (198th overall).

6c Acquired from San Francisco in a trade in exchange for DE Keion White and a 2027 seventh-round draft pick on Oct. 29, 2025.

6d Acquired from Pittsburgh in a trade in exchange for S Kyle Dugger and a 2027 seventh-round draft pick on Oct. 30, 2025.

2025

Rd	Player	PK	Pos	College
1	Will Campbell	4	T	Louisiana State
2	TreVeyon Henderson	38	RB	Ohio State
3a	Kyle Williams	69	WR	Washington State
3b	(Traded to Carolina)	77		
3c	(Traded to Kansas City)	85		
3d	Jared Wilson	95	OL	Georgia
4a	Craig Woodson	106	S	California
4b	Joshua Farmer	137	DT	Florida State
5a	(Traded to Seattle)	144		
5b	Bradyn Swinson	146	LB	Louisiana State
5c	(Traded to Detroit)	171		
6a	(Traded to LA Chargers)	181		
6b	Andy Borregales	182	K	Miami (Fla.)
7a	(Traded to Dallas)	217		
7b	Marcus Bryant	220	T	Missouri
7c	(Traded to Kansas City)	228		
7d	(Traded to Seattle)	238		
7e	Julian Ashby	251	LS	Vanderbilt
7f	Kobee Minor	257	DB	Memphis

2025 DRAFT NOTES

For more information on all trades involving draft picks, please see trades list on the following pages.

3b Acquired a 2025 third-round draft pick in a trade with Atlanta in exchange for LB Matthew Judon on August 15, 2024 .

3c/5b Acquired Carolina's 2025 third round draft pick (85th overall) and 2025 fifth-round draft pick (146th overall) in a draft day trade on April 25, 2025 in exchange for a 2025 third-round draft pick (77th overall).

3d Acquired Kansas City's 2025 third-round draft pick (95th overall) and a 2026 fourth-round draft pick in a draft day trade on April 25, 2025 in exchange for a 2025 third-round draft pick (85th overall).

4b Acquired Seattle's 2025 fourth-round draft pick (137th overall) in a draft day trade on April 26, 2025 in exchange for a a 2025 fifth-round draft pick (144th overall) and 2025 seventh-round draft pick (238th overall).

5c Acquired a 2025 fifth-round draft pick in a trade with Dallas in exchange for QB Joe Milton III and a 2025 seventh-round draft pick (217th overall).

6a Traded to the L.A. Chargers in exchange for CB J.C. Jackson and a 2025 seventh-round draft pick on Oct. 5, 2023.

6b Acquired a 2025 sixth-round draft pick (182nd overall) and a 2025 seventh-round draft pick (228th overall) in a draft day trade with Detroit on April 26, 2025 in exchange for a 2025 fifth-round draft pick (171st overall).

7a Acquired a 2025 seventh-round draft pick in a trade with Tennessee in exchange for K Nick Folk on August 29, 2023. The pick was traded to Dallas on April 3, 2025 along with QB Joe Milton III in exchange for a 2025 fifth-round draft pick.

7c Acquired a 2025 seventh-round draft pick (228th overall) and a 2025 sixth-round draft pick (182nd overall) in a draft day trade on April 26, 2025 in exchange for a 2025 fifth-round draft pick (171st overall).

7d Acquired a 2025 seventh-round draft pick and CB J.C. Jackson in a trade with the L.A. Chargers in exchange for a 2025 sixth-round draft pick on October 5, 2023.

PATRIOTS ALL-TIME DRAFT

2025 (CONT.)

7e/7f Acquired Kansas City's 2025 seventh-round draft picks (251st overall) and (257th overall) in a draft day trade on April 26, 205 in exchange for a 2025 seventh-round draft pick (228th overall).

2024

Rd	Player	PK	Pos	College
1	Drake Maye	3	QB	North Carolina
2a	(Traded to LA Chargers)	34		
2b	Ja'Lynn Polk	37	WR	Washington
3	Caedan Wallace	68	T	Penn State
4a	Layden Robinson	103	G	Texas A&M
4b	Javon Baker	110	WR	UCF
5	(Traded to LA Chargers)	137		
6a	Marcellas Dial Jr.	180	CB	South Carolina
6b	(Traded to Minnesota)	188		
6c	Joe Milton III	193	QB	Tennessee
7a	Jaheim Bell	231	TE	Florida State
7b	(Traded to Las Vegas)	223		

2024 DRAFT NOTES

For more information on all trades involving draft picks, please see trades list on the following pages.

2a Acquired the LA Chargers 2024 second-round draft pick (37th overall) and 2024 fourth-round draft pick (110th overall) in a draft day trade on April 26, 2024 in exchange for a 2024 second-round draft pick (34th overall) and a 2024 fifth-round draft pick (137th overall).

6b Acquired a 2024 sixth-round draft pick (188th overall) in a trade with Las Vegas on Sept. 21, 2022 in exchange for OL Justin Herron and a 2024 seventh round draft pick (223rd overall). The 2024 sixth-round pick was traded to Minnesota on Aug. 28, 2023 in exchange for OL Vederian Lowe.

6c Acquired a 2024 sixth-round draft pick (193rd overall) in a trade with Jacksonville on March 14, 2024 in exchange for QB Mac Jones.

7a Acquired a 2024 seventh-round draft pick (231st overall) in a trade with Chicago on July 13, 2022 in exchange for WR N'Keal Harry.

2023

Rd	Player	PK	Pos	College
1a	(Traded to Pittsburgh)	14		
1b	Christian Gonzalez	17	CB	Oregon
2	Keion White	46	DE	Georgia Tech
3a	Marte Mapu	76	LB	Sacramento State
3b	(Traded to Miami)	77		
4a	Jake Andrews	107	C	Troy
4b	Chad Ryland	112	K	Maryland
4c	Sidy Sow	117	OL	Eastern Michigan
4d	(Traded to N.Y. Jets)	120		
4e	(Traded to Las Vegas)	135		
5a	Atonio Mafi	144	OL	UCLA
5b	(Traded to Baltimore)	148		
6a	(Traded to N.J. Jets)	184		
6b	Kayshon Boutte	187	WR	Louisiana State
6c	Bryce Baringer	192	P	Michigan State
6d	DeMario Douglas	210	WR	Liberty
6e	Ameer Speed	214	CB	Michigan State
7a	(Traded to Las Vegas)	231		
7b	Isaiah Bolden	245	CB	Jackson State

2023 (CONT.)

2023 DRAFT NOTES

For more information on all trades involving draft picks, please see trades list on the following pages.

1a Acquired Pittsburgh's 2023 first-round draft pick (17th overall) and 2023 fourth-round draft pick (120th overall) in a draft day trade on April 27, 2023 in exchange for a 2023 first-round draft pick (14th overall).

3a Acquired a 2023 third-round draft pick and a 2022 fourth-round draft pick from Carolina in a trade on April 29, 2022 in exchange for a 2022 third-round draft pick.

3b Traded a 2023 third-round draft pick to Miami on April 4 2022 in exchange for WR DeVante Parker and a 2022 fifth-round draft pick.

4a Acquired a 2023 fourth-round draft pick and a 2022 sixth-round draft pick from the L.A. Rams in a trade on August 25, 2021 in exchange for RB Sony Michel.

4b Acquired the N.Y. Jets fourth-round draft pick (112th overall) in a draft day trade on April 29, 2023 in exchange for a 2023 fourth-round draft pick (120th overall) and a 2023 sixth-round draft pick (184th overall).

5a Acquired Las Vegas' 2023 fifth-round draft pick (144th overall) and 2023 sixth-round draft pick (214th overall) in a draft day trade on April 29, 2023 in exchange for a 2023 fourth-round draft pick (135th overall).

5b Traded a 2023 fifth-round draft pick to Baltimore on August 26 2021 in exchange for CB Shaun Wade.

6b The Patriots acquired a 2023 sixth-round draft pick in a trade with Carolina on October 6, 2021 in exchange for CB Stephon Gilmore.

7a The Patriots acquired a 2023 sixth-round draft pick in a trade with Las Vegas in exchange for QB Jarrett Stidham and a 2023 seventh-round draft pick on May 15, 2022.

7b The Patriots acquired a 2023 seventh-round draft pick in a trade with Atlanta on March 15, 2023 in exchange for TE Jonnu Smith.

2022

Rd	Player	PK	Pos	College
1a	(Traded to Kansas City)	21		
1b	Cole Strange	29	OL	Chattanooga
2a	Tyquan Thornton	50	WR	Baylor
2b	(Traded to Kansas City)	54		
3a	Marcus Jones	85	DB	Houston
3b	(Traded to Carolina)	94		
4a	Jack Jones	121	DB	Arizona State
4b	Pierre Strong Jr.	127	RB	South Dakota State
4c	Bailey Zappe	137	QB	Western Kentucky
5a	(Traded to Kansas City)	158		
5b	(Traded to Las Vegas)	164		
5c	(Traded to Houston)	170		
6a	Kevin Harris	183	RB	South Carolina
6b	Sam Roberts	200	DL	Northwest Missouri State
6c	Chasen Hines	210	OL	Louisiana State
7a	(Traded to Baltimore)	224		
7b	(Traded to Miami)	242		
7c	(Traded to Kansas City)	243		
7d	Andrew Stueber	245	OL	Michigan

PATRIOTS ALL-TIME DRAFT

2022 (CONT.)

2022 DRAFT NOTES

For more information on all trades involving draft picks, please see trades list on the following pages.

1a Acquired Kansas City's 2022 first-round draft pick (29th overall), 2022 third-round draft pick (94th overall) and 2022 fourth-round draft pick (121st overall) in a draft day trade on April 28, 2022 in exchange for a 2022 first-round draft pick (21st overall).

2b Acquired Kansas City's 2022 second-round draft pick (50th overall) in a draft day trade on April 29, 2022 in exchange for a 2022 second-round pick (54th overall) and a 2022 fifth-round draft pick (158th overall).

3b Acquired Carolina's 2022 fourth-round draft pick (137th overall) and a 2023 third-round draft pick in a draft day trade on April 29, 2022 in exchange for a 2022 third-round draft pick (94th overall).

5a Acquired a 2022 fifth-round draft pick (158th overall) and WR DeVante Parker in a trade with Miami on April 4, 2022 in exchange for a 2023 third-round draft pick.

5b Acquired OL Trent Brown and a 2022 seventh round draft pick (243 overall) in a trade with Las Vegas on March 17, 2021 in exchange for a 2022 fifth-round draft pick (164th overall).

6a/5c/7d Acquired a 2022 sixth-round draft pick (183rd overall) and a 2022 seventh-round draft pick (245th overall) in a trade with Houston on April 25, 2022 in exchange for a 2022 fifth-round draft pick (170th overall). The Patriots originally acquired the 2022 fifth-round draft pick in a trade with Tampa Bay on March 17, 2022 in exchange for OL Shaq Mason.

6c Acquired a 2022 sixth-round draft pick (210th overall) and a 2023 fourth-round draft pick from the L.A. Rams in a trade on Aug. 25, 2021 in exchange for RB Sony Michel.

7a Acquired DB Shaun Wade in a trade with Baltimore on Aug. 26, 2021 in exchange for a 2022 seventh-round draft pick (224th overall).

7b Acquired WR Isaiah Ford in a trade with Miami on Nov. 3, 2020 in exchange for a 2022 seventh-round draft pick (242nd overall).

7c Acquired OL Yasir Durant in trade with Kansas City on Aug. 31, 2021 in exchange for a 2022 seventh-round draft pick (243rd overall).

2021

Rd	Player	Pk	Pos	College
1	Mac Jones	15	QB	Alabama
2a	Christian Barmore	38	DL	Alabama
2b	(Traded to Cincinnati)	46		
3a	Ronnie Perkins	96	LB	Oklahoma
3b	NA	Forfeited		
4a	Rhamondre Stevenson	120	RB	Oklahoma
4b	(Traded to Cincinnati)	122		
4c	(Traded to Cincinnati	139		
5	Cameron McGrone	177	LB	Michigan
6a	Joshuah Bledsoe	188	S	Missouri
6b	Will Sherman	197	OL	Colorado
7	Tre Nixon	242	WR	UCF

2021 (CONT.)

2021 DRAFT NOTES

For more details on all trades involving draft picks, please see trades list on following pages.

2a Acquired Cincinnati's second-round pick (38th overall) in a draft-day trade on April 30, 2021, in exchange for a 2021 second-round pick (46th overall) and two fourth-round picks (122nd overall) and (139th overall).

4b Acquired Houston's 2021 fourth-round pick (122nd overall) and sixth-round pick (188th overall) in exchange for a 2021 fifth-round pick (158th overall) and 2021 sixth-round pick (195th overall).

2020

Rd	Player	Pk	Pos	College
1	(Traded to L.A. Chargers)	23		
2a	Kyle Dugger	37	DB	Lenoir-Rhyne
2b	Joshua Uche	60	LB	Michigan
3a	(Traded to Baltimore)	71		
3b	Anfernee Jennings	87	LB	Alabama
3c	Devin Asiasi	91	TE	UCLA
3d	Traded to Baltimore	98		
3e	Traded to Las Vegas	100		
3f	Dalton Keene	101	TE	Virginia Tech
4a	(Traded to N.Y. Jets)	125		
4b	(Traded to N.Y. Jets)	129		
4c	(Traded to Las Vegas)	139		
5a	Justin Rohrwasser	159	K	Marshall
5b	(Traded to Las Vegas)	172		
6a	Mike Onwenu	182	OL	Michigan
6b	Justin Herron	195	OL	Wake Forest
6c	Cassh Maluia	204	LB	Wyoming
6d	(Traded to Indianapolis)	212		
6e	(Traded to Indianapolis)	213		
7	Dustin Woodard	230	OL	Memphis

2020 DRAFT NOTES

For more details on all trades involving draft picks, please see trades list on following pages.

3d, 3e, 6d and 6e were awarded as compensatory selections.

1 Acquired the L.A. Chargers 2020 second-round pick (37th overall) and 2020 third-round pick (71st overall) in a draft-day trade on April 23, 2020 in exchange for a 2020 first-round draft pick (23rd overall).

2b Acquired Baltimore's 2020 second-round pick (60th overall) and a 2020 fourth-round pick (129th overall) in a draft-daft day trade on April 24, 2020 in exchange for two 2020 third-round picks (71st overall) and (98th overall).

3c Acquired Las Vegas' 2020 third-round pick (91st overall) and a 2020 fifth-round pick (159th overall) in a draft-day trade on April 24, 2020 in exchange for a 2020 third-round pick (100th overall), 2020 fourth-round pick (139th overall) and 2020 fifth-round pick (172nd overall).

3f Acquired N.Y. Jets' 2020 third-round pick (101st overall) in a draft-day trade on April 24, 2020 in exchange for 2020 fourth-round picks (125th overall) and (129th overall) and a 2021 sixth-round draft pick.

6a Acquired Indianapolis' 2020 sixth-round pick (182nd overall) in a draft-day trade on April 25, 2020 in exchange for 2020 sixth-round picks (212th overall) and (213th overall).

PATRIOTS ALL-TIME DRAFT

2020 (CONT.)

6b Acquired Denver's sixth-round pick (195th overall) on Aug. 31, 2019 in exchange for DB Duke Dawson Jr.

6c Acquired Houston's sixth-round draft pick (204th overall) on Aug. 31, 2019 in exchange for DB Keion Crossen.

7 Acquired Atlanta's seventh-round draft pick (230th overall) on Aug. 31, 2018 in exchange for DB Jordan Richards.

2019

Rd	Player	Pk	Pos	College
1	N'Keal Harry	32	WR	Arizona State
2a	Joejuan Williams	45	CB	Vanderbilt
2b	(Traded to L.A. Rams)	56		
2c	(Traded to Seattle)	64		
3a	(Traded to Chicago)	73		
3b	Chase Winovich	77	DL	Michigan
3c	Damien Harris	87	RB	Alabama
3d	(Traded to L.A. Rams)	97		
3e	Yodny Cajuste	101	OL	West Virginia
4a	Hjalte Froholdt	118	OL	Arkansas
4b	Jarrett Stidham	133	QB	Auburn
4c	(Traded to L.A. Rams)	134		
5a	Byron Cowart	159	DL	Maryland
5b	(Traded to Minnesota)	162		
5c	Jake Bailey	163	P	Stanford
5d	(Traded to Philadelphia)	167		
6	(Traded to Chicago)	205		
7a	(Traded to Minnesota)	239		
7b	(Traded to L.A. Rams)	243		
7c	(Traded to Philadelphia)	246		
7d	Ken Webster	252	DB	Mississippi

2019 DRAFT NOTES

For more details on all trades involving draft picks, please see trades list on following pages.

3d, 3e, 6 and 7d were awarded as compensatory selections.

2a Acquired the L.A. Rams 2019 second-round draft pick (45th overall) in a draft-day trade in exchange for a 2019 second-round draft pick (56th overall) and a 2019 third-round draft pick (101st) overall.

2c Acquired Seattle's 2019 third-round draft pick (77th overall) and 2019 fourth-round draft pick (118th overall) in a draft day trade on April 26, 2019 in exchange for a 2019 second-round pick (64th overall).

3a Acquired Chicago's 2019 third-round draft pick (87th overall) and 2019 fifth-round draft pick (162nd overall) and a 2020 fourth-round draft pick in a draft day trade on April 26, 2019 in exchange for a 2019 third-round draft pick (73rd overall) and 2019 sixth-round draft pick (205th overall).

3c Acquired the L.A. Rams 2019 third-round pick (101st overall) and 2019 fourth-round pick (133rd overall) in a draft day trade on April 27, 2019 in exchange for a 2019 third-round pick (97th overall) and 2019 fifth-round pick (162nd overall). The Patriots had traded the 101st pick to the Rams in an earlier draft day trade.

5c Acquired Philadelphia's 2019 fifth-round draft pick (163rd overall) in a draft day trade on April 27, 2019 in exchange for a 2019 fifth-round (167th overall) and a 2019 seventh-round draft pick (246th overall).

5d Acquired Minnesota's 2019 fifth-round draft pick (159th overall) in a draft day trade on April 27, 2019 in exchange for a 2019 fifth-round draft pick (162nd overall) and a 2019 seventh-round pick (239th overall).

2018

Rd	Player	Pk	Pos	College
1a	Isaiah Wynn	23	OL	Georgia
1b	Sony Michel	31	RB	Georgia
2a	(Traded to Detroit)	43		
2b	(Traded to Chicago)	51		
2c	Duke Dawson	56	DB	Florida
2d	(Traded to Tampa Bay)	63		
3	(Traded to San Francisco)	95		
4a	(Traded to Cleveland)	105		
4b	(Traded to Detroit)	114		
4c	(Traded to Tampa Bay)	117		
4d	(Traded to Philadelphia)	131		
4e	(Traded to L.A. Rams)	136		
5a	Ja'Whaun Bentley	143	LB	Purdue
5b	(Traded to Oakland)	159		
5c	(Traded to Seattle)	168		
6a	Christian Sam	178	LB	Arizona State
6b	(Traded to Kansas City)	198		
6c	(Traded to Cleveland)	205		
6d	Braxton Berrios	210	WR	Miami (Fla.)
7a	Danny Etling	219	QB	Louisiana State
7b	(Traded to Philadelphia)	233		
7c	Keion Crossen	243	DB	Western Carolina
7d	(Traded to Cincinnati)	249		
7e	Ryan Izzo	250	TE	Florida State

2018 DRAFT NOTES

For more details on all trades involving draft picks, please see trades list on following pages.

4e was awarded as a compensatory selection.

1a Acquired the L.A. Rams 2018 first-round draft pick (23 overall) and a 2018 sixth-round draft pick (198 overall) in a trade on April 4, 2018 in exchange for WR Brandin Cooks and a 2018 fourth-round draft pick (136 overall).

2a Acquired San Francisco's 2018 second-round draft pick (43 overall) in a trade on Oct. 31, 2017 in exchange for QB Jimmy Garoppolo, which was then traded to Detroit in a draft day trade on April 27, 2018 in exchange for a 2018 second-round draft pick (51 overall) and a 2018 fourth-round draft pick (117 overall).

2b Pick traded to Chicago in a draft day trade on April 27, 2018 in exchange for a 2018 fourth-round draft pick (105 overall) and a 2019 second-round draft pick.

2c Acquired Tampa Bay's 2018 second-round draft pick (56 overall) in a draft day trade on April 27, 2017 in exchange for a 2018 second-round draft pick (63 overall) and a 2018 fourth-round draft pick (117 overall).

3 Pick traded to San Francisco in a draft day trade on April 27, 2018 in exchange for OL Trent Brown and a 2018 fifth-round draft pick (143 overall).

4a Pick traded to Cleveland in a draft day trade on April 28, 2018 in exchange for a 2018 fourth-round draft pick (114 overall) and a 2018 sixth-round draft pick (178 overall).

4b Pick traded to Detroit in a draft day trade on April 28, 2018 in exchange for a 2019 third-round draft pick.

4d Pick traded to Philadelphia on Sept. 7, 2016 in exchange for DB Eric Rowe.

5b Pick traded to Oakland on March 19, 2018 in exchange for WR Cordarrelle Patterson and a 2018 sixth-round draft pick (210 overall).

5c Pick traded to Seattle along with a 2018 seventh-round draft pick (250 overall), that was originally acquired from Seattle on Sept. 1, 2017 in exchange for DB Justin Coleman, in exchange for DE Cassius Marsh on Sept. 2, 2017.

PATRIOTS ALL-TIME DRAFT

2018 (CONT.)

6b Pick traded to Kansas City in a draft day trade on April 28, 2018 in exchange for Kansas City's two 2018 seventh-round draft picks (233 and 243 overall).

6c Pick traded to Cleveland on March 15, 2018 in exchange for CB Jason McCourty and a 2018 seventh-round draft pick (219 overall).

7d Pick traded to Cincinnati on Aug. 29, 2017 in exchange for LB Marquis Flowers.

7e Acquired from Philadelphia along with a 2019 seventh-round draft pick in a draft day trade in exchange for a 2018 seventh-round draft pick (233 overall).

2017

Rd	Player	Pk	Pos	College
1	(Traded to New Orleans)	32		
2	(Traded to Carolina)	64		
3a	(Traded to Tennessee)	72		
3b	Derek Rivers	83	DE	Youngstown State
3c	Tony Garcia	85	OL	Troy
3d	(Traded to Detroit)	96		
3c	(Traded to New Orleans)	103		
4a	NA	Forfeited		
4b	(Traded to Detroit)	124		
4c	Deatrich Wise Jr.	131	DE	Arkansas
4d	(Traded to Indianapolis)	137		
5a	(Awarded to Buffalo)	163		
5b	(Traded to Cleveland)	175		
5c	(Traded to Kansas City)	183		
6a	(Traded to Tennessee)	200		
6b	Conor McDermott	211	OL	UCLA
6c	(Traded to Detroit)	215		
6d	(Traded to Dallas)	216		
7a	(Traded to Dallas)	239		
7b	(Traded to Detroit)	250		

2017 DRAFT NOTES

For more details on all trades involving draft picks, please see trades list on following pages.

5c was a awarded as a compensatory selection.

1 Pick traded to New Orleans along with No. 103 overall on March 11, 2017, in exchange for WR Brandin Cooks and New Orleans' 2017 fourth-round pick (118 overall). New England obtained Cleveland's 2017 third-round compensatory pick (103 overall) in an exchange for LB Jamie Collins Sr. on Oct. 31, 2016. The Patriots forfeited the highest of their 2017 fourth-round picks.

2 Pick traded to Carolina on March 11, 2017, in exchange for DE Kony Ealy and Carolina's 2017 third-round draft pick (72 overall).

3a Pick traded to Tennessee in a draft day trade on April 28, 2017, along with a Patriots sixth-round pick (200 overall) in exchange for a Tennessee 2017 third-round pick (83 overall) and fourth-round pick (124 overall).

4b Acquired in a draft day trade with Seattle on April 30, 2016, along with a Seattle 2016 seventh-round pick (225 overall) in exchange for the Patriots 2016 fifth-round pick (147 overall) and their 2016 seventh-round pick (243 overall).

4c Pick traded to Indianapolis on March 9, 2017, in exchange for TE Dwayne Allen and a 2017 sixth-round draft pick (200 overall).

2017 (CONT.)

5a Pick awarded to Buffalo after the Patriots signed restricted free agent RB Mike Gillislee on April 24, 2017.

5b Pick traded to Cleveland on Aug. 25, 2016, in exchange for LB Barkevious Mingo.

5c Acquired TE James O'Shaughnessy and a 2017 sixth-round draft pick (216 overall) in a draft day trade with Kansas City in exchange for a 2017 fifth-round draft pick (183 overall).

6c Pick traded to Detroit on Oct. 25, 2016, in exchange for LB Kyle Van Noy and Detroit's 2017 seventh-round pick (239 overall).

6d Pick traded to Dallas in a draft day trade on April 29, 2017, along with a 2017 seventh-round draft pick (239 overall) in exchange for a 2017 sixth-round pick (216 overall) and seventh-round pick (239 overall).

7b Pick traded to Detroit in exchange for TE Michael Williams on Aug. 26, 2015.

2016

Rd	Player	Pk	Pos	College
1	Forfeited	29		
2	Cyrus Jones	60	CB	Alabama
3a	Joe Thuney	78	OL	North Carolina St.
3b	Jacoby Brissett	91	QB	North Carolina St.
3c	Vincent Valentine	96	DT	Nebraska
4a	Malcolm Mitchell	112	WR	Georgia
4b	(Traded to Chicago)	127		
5a	(Traded to Seattle)	147		
5b	(Traded to Houston)	166		
6a	(Traded to Miami)	196		
6b	(Traded to Miami)	204		
6c	Kamu Grugier-Hill	208	S	Eastern Illinois
6d	Elandon Roberts	214	LB	Houston
6e	Ted Karras	221	G	Illinois
7a	Devin Lucien	225	WR	Arizona State
7b	(Traded to Seattle)	243		
7c	(Traded to Miami)	250		

2016 DRAFT NOTES

For more details on all trades involving draft picks, please see trades list on following pages.

3c, 6c, 6d and 6e were awarded as compensatory selections.

3a Acquired New Orleans 2016 third-round pick (78 overall) and fourth-round pick (112 overall) in a 2016 draft day trade in exchange for the Patriots 2016 second-round pick (61 overall).

2b Acquired Arizona's 2016 second-round pick (61 overall) and G Jonathan Cooper in exchange for DE Chandler Jones on March 13, 2016.

5a Acquired Miami's 2016 fifth-round pick (147 overall) in a 2016 draft day trade in exchange for two of the Patriots 2016 sixth-round picks (196 overall and 204 overall) and the Patriots 2016 seventh-round pick (250 overall).

5b Pick traded to Houston in exchange for WR Keshawn Martin and a 2016 sixth-round pick (196 overall) on Sept. 17, 2015.

PATRIOTS ALL-TIME DRAFT

2016 (CONT.)

6b Pick traded to Chicago in exchange for LB Jonathan Bostic on Sept. 29, 2015, and then re-obtained in a trade with Chicago on March 17, 2016, for TE Martellus Bennett in exchange for the Patriots 2016 fourth-round pick (127 overall).

7a Acquired Seattle's 2016 seventh-round pick (225 overall) and Seattle's 2017 fourth-round pick in a draft day trade in exchange for the Patriots 2016 fifth-round pick (147 overall) and the Patriots 2016 seventh-round pick (243 overall).

7b Acquired Houston's 2016 seventh-round draft pick in exchange for QB Ryan Mallett on Aug. 31, 2014.

2015

Rd	Player	Pk	Pos	College
1	Malcom Brown	32	DL	Texas
2	Jordan Richards	64	DB	Stanford
3a	(Traded to Cleveland)	96		
3b	Geneo Grissom	97	DL	Oklahoma
4a	Trey Flowers	101	DL	Arkansas
4b	Tre' Jackson	111	G	Florida State
4c	Shaq Mason	131	OL	Georgia Tech
5a	(Traded to Green Bay)	147		
5b	Joe Cardona	166	LS	Navy
6a	Matthew Wells	178	LB	Mississippi State
6b	AJ Derby	202	TE	Arkansas
7a	(Traded to Cleveland)	219		
7b	Darryl Roberts	247	DB	Marshall
7c	Xzavier Dickson	253	DL	Alabama

2015 DRAFT NOTES

For more details on all trades involving draft picks, please see trades list on following pages.

3b and 7c were awarded as compensatory selections

4b Acquired Cleveland's 2015 fourth round pick (111 overall), fifth round pick (147 overall) and sixth round pick (202 overall) in a 2015 draft day trade in exchange for the Patriots 2015 third round pick (96 overall) and the Patriots seventh round pick (219 overall).

5b Acquired Green Bay's 2015 fifth round pick (166th overall) and seventh round pick (247th overall) in a 2015 draft day trade in exchange for the Patriots 2015 fifth round pick (147th overall).

2014

Rd	Player	Pk	Pos	College
1	Dominique Easley	29	DL	Florida
2	Jimmy Garoppolo	62	QB	Eastern Illinois
3	(Traded to Jacksonville)	93		
4a	Bryan Stork	105	OL	Florida State
4b	James White	130	RB	Wisconsin
4c	Cameron Fleming	140	OL	Stanford
5	(Traded to Philadelphia)	169		
6a	Jon Halapio	179	OL	Florida
6b	Zach Moore	198	DL	Concordia-St. Paul
6c	Jemea Thomas	206	DB	Georgia Tech
7	Jeremy Gallon	244	WR	Michigan

2014 DRAFT NOTES

For more details on all trades involving draft picks, please see trades list on following pages.

4c was awarded as a compensatory draft choice.

3 Acquired Jacksonville's 2014 fourth round pick (105 overall) and sixth round pick (179 overall) during a 2014 draft day trade on May 9, 2014 in exchange for the Patriots 2014 third round pick (93 overall).

5 Pick traded to Philadelphia on Oct. 29, 2013, in exchange for DL Isaac Sopoaga and a 2014 sixth-round draft pick (198 overall).

2013

Rd	Player	Pk	Pos	College
1	(Traded to Minnesota)	29		
2a	Jamie Collins	52	LB	Southern Miss.
2b	Aaron Dobson	59	WR	Marshall
3a	Logan Ryan	83	CB	Rutgers
3b	Duron Harmon	91	DB	Rutgers
4a	Josh Boyce	102	WR	Texas Christian
4b	(Traded to Tampa Bay)	126		
5	(Traded to Washington)	162		
6	(Traded to Cincinnati)	197		
7a	Michael Buchanan	226	DL	Illinois
7b	(Traded to Tampa Bay)	229		
7c	Steve Beauharnais	235	LB	Rutgers

2013 DRAFT NOTES

For more details on all trades involving draft picks, please see trades list on following pages.

1 Acquired Minnesota's 2013 second-round pick (52 overall), third-round pick (83 overall), fourth-round pick (102 overall) and seventh-round pick (229 overall) during a 2013 draft day trade on April 25 in exchange for the Patriots 2013 first-round pick (29 overall).

4b Pick traded to Tampa Bay on Nov. 1, 2012 in exchange for CB Aqib Talib and a 2013 seventh-round pick.

PATRIOTS ALL-TIME DRAFT

2013 (CONT.)

5 Pick traded to Washington on July 29, 2011 in exchange for DL Albert Haynesworth.

6 Pick traded to Cincinnati on July 29, 2011 in exchange for WR Chad Ochocinco.

7b The Patriots acquired RB LeGarrette Blount in a draft day trade with Tampa Bay on April 27, 2013 in exchange for RB Jeff Demps and a 2013 seventh-round pick (229 overall).

2012

Rd	Player	Pk	Pos	College
1a	Chandler Jones	21	DE	Syracuse
1b	Dont'a Hightower	25	LB	Alabama
2a	Tavon Wilson	48	DB	Illinois
2b	(Traded to Green Bay)	62		
3a	Jake Bequette	90	DE	Arkansas
3b	(Traded to Cincinnati)	93		
4	(Traded to Denver)	126		
5	(Traded to Green Bay)	163		
6	Nate Ebner	197	DB	Ohio State
7a	Alfonzo Dennard	224	CB	Nebraska
7b	Jeremy Ebert	235	WR	Northwestern

2012 DRAFT NOTES

For more details on all trades involving draft picks, please see trades list on following pages.

1a Acquired Cincinnati's 2012 first-round pick in exchange for the Patriots 2012 first-round pick (27 overall) and the Patriots 2012 third-round pick (93 overall).

1b Acquired Denver's 2012 first-round pick in exchange for the Patriots 2012 first-round pick (31 overall) and the Patriots 2012 fourth-round pick (126 overall).

2b Pick traded to Green Bay for a 2012 third-round pick (90 overall) and a 2012 fifth-round pick (163 overall).

3b Pick traded to Cincinnati along with a 2012 first-round pick (27 overall) in exchange for Cincinnati's 2012 first-round pick (21 overall).

4 Pick traded to Denver along with a 2012 first-round pick (31 overall in exchange for Denver's first-round pick (25 overall).

2011

Rd	Player	Pk	Pos	College
1a	Nate Solder	17	OL	Colorado
1b	(Traded to New Orleans)	28		
2a	Ras-I Dowling	33	DB	Virginia
2b	Shane Vereen	56	RB	California
2c	(Traded to Houston)	60		
3a	Stevan Ridley	73	RB	Louisiana State
3b	Ryan Mallett	74	QB	Arkansas
3c	(Traded to Oakland)	92		
4	(Traded to Oakland)	125		
5a	Marcus Cannon	138	OL	Texas Christian
5b	Lee Smith	159	TE	Marshall
6a	(Traded to Philadelphia)	193		
6b	Markell Carter	194	LB	Central Arkansas
7	Malcolm Williams	219	DB	Texas Christian

2011 DRAFT NOTES

For more details on all trades involving draft picks, please see trades list on following pages.

1b Pick traded to New Orleans for 2012 first-round pick and a 2011 second-round pick (56 overall).

2c Pick traded to Houston for 2011 third-round choice (73 overall) and 2011 fifth-round pick (138 overall).

3c Pick traded to Oakland for 2012 second-round choice and 2011 seventh-round pick (219 overall).

6a Pick traded to Philadelphia for sixth-round choice (194 overall).

PATRIOTS ALL-TIME DRAFT

2010

Rd	Player	Pk	Pos	College
1a	(Traded to Denver)	22		
1b	(Traded to Dallas)	24		
1c	Devin McCourty	27	CB	Rutgers
2a	Rob Gronkowski	42	TE	Arizona
2b	(Traded to Oakland)	44		
2c	(Traded to Arizona)	47		
2d	Jermaine Cunningham	53	LB	Florida
2e	(Traded to Houston)	58		
2f	Brandon Spikes	62	LB	Florida
3a	(Traded to Carolina)	89		
3b	Taylor Price	90	WR	Ohio University
4a	Aaron Hernandez	113	TE	Florida
4b	(Traded to Dallas)	119		
5	Zoltan Mesko	150	P	Michigan
6a	(Traded to Oakland)	190		
6b	Ted Larsen	205	OL	North Carolina St.
7a	Thomas Welch	208	OL	Vanderbilt
7b	(Traded to Washington)	229		
7c	(Traded to Washington)	231		
7d	Brandon Deaderick	247	DL	Alabama
7e	Kade Weston	248	DL	Georgia
7f	Zac Robinson	250	QB	Oklahoma St.

2010 DRAFT NOTES

For more details on all trades involving draft picks, please see trades list on following pages.

6b, 7d, 7e, 7f were awarded as compensatory draft choices.

1a Pick traded to Denver in exchange for a 2010 first-round pick (24 overall) and a 2010 fourth-round pick (113 overall).

1c Pick acquired from Dallas with their 2010 third-round (90 overall) pick in exchange for a 2010 first-round pick (24 overall) and a 2010 fourth-round pick (119 overall).

2a Pick acquired from Oakland in exchange for the Patriots 2010 second-round pick (44 overall) and their 2010 sixth-round pick (190 overall).

2c Pick traded to Arizona in exchange for a 2010 second-round pick (58 overall) and a 2010 third-round pick (89 overall). Pick was originally acquired from Tennessee in a 2009 draft-day trade.

2e Pick traded to Houston in exchange for a 2010 second-round pick (62 overall) and a fifth-round pick (150 overall). Pick was originally acquired from Arizona in previously mentioned trade.

3a Pick traded to Carolina in exchange for a 2011 second-round pick. Pick was originally acquired from Arizona in previously mentioned trade.

7a Pick acquired from Washington in exchange for two 2010 seventh-round picks (229 and 231 overall).

2009

Rd	Player	Pk	Pos	College
1	(Traded to Baltimore)	23		
2a	Patrick Chung	34	S	Oregon
2b	Ron Brace	40	DL	Boston College
2c	Darius Butler	41	DB	Connecticut
2d	Sebastian Vollmer	58	OL	Houston
3a	Brandon Tate	83	WR	North Carolina
3b	Tyrone McKenzie	97	LB	South Florida
4	Rich Ohrnberger	123	OL	Penn State
5a	(Traded to Philadelphia for WR Greg Lewis)			
5b	George Bussey	170	OL	Louisville
6a	Jake Ingram	198	LS	Hawaii
6b	Myron Pryor	207	DL	Kentucky
7a	Julian Edelman	232	WR	Kent State
7b	Darryl Richard	234	DL	Georgia Tech

2009 DRAFT NOTES

For more details on all trades involving draft picks, please see trades list on following pages.

3b, 5 and 6b were awarded as compensatory draft choices.

1 Pick traded to Baltimore for a 2009 first-round pick (26 overall) and a 2009 fifth-round pick (162 overall). The Patriots used subsequent trades to turn those picks into selections 2c, 3a and 7a in addition to a 2010 second-round choice.

2a Pick acquired from Kansas City in exchange for QB Matt Cassel and LB Mike Vrabel.

2b Pick acquired from Oakland in exchange for a 2009 second-round pick (47 overall), a 2009 fourth-round pick (124 overall) and a 2009 sixth-round pick (199 overall).

2c Pick acquired from Green Bay along with two 2009 third-round picks (73 overall and 83 overall) in exchange for a 2009 first-round pick (26 overall) and a 2009 fifth-round pick (162 overall).

3a Pick acquired from Green Bay along with a 2009 second-round pick (41 overall) and a 2009 third-round pick (73 overall) in exchange for a 2009 first-round pick (26 overall) and a 2009 fifth-round pick (162 overall).

4 Pick acquired from Baltimore along with a 2009 sixth-round selection (198 overall) in exchange for two 2009 fifth-round selections (137 overall and 141 overall) that had been acquired from Philadelphia in exchange for CB Ellis Hobbs.

6a Pick acquired from Baltimore along with a 2009 fourth-round selection (123 overall) in exchange for two 2009 fifth-round selections (137 overall and 141 overall) that had been acquired from Philadelphia in exchange for CB Ellis Hobbs.

7a Pick acquired from Jacksonville along with a 2010 second-round pick in exchange for a 2009 third-round pick (73 overall).

PATRIOTS ALL-TIME DRAFT

2008

Rd	Player	Pk	Pos	College
1	Jerod Mayo	10	LB	Tennessee
2	Terrence Wheatley	62	CB	Colorado
3a	Shawn Crable	78	LB	Michigan
3b	Kevin O'Connell	94	QB	San Diego State
4	Jonathan Wilhite	129	CB	Auburn
5	Matthew Slater	153	WR	UCLA
6	Bo Ruud	197	LB	Nebraska

2008 DRAFT NOTES

For more details on all trades involving draft picks, please see trades list on following pages.

1 Pick acquired from New Orleans along with a 2008 third-round selection (78 overall - LB Shawn Crable) in exchange for a 2008 first-round selection (7 overall) and a 2008 fifth-round selection (164 overall).

3a Pick acquired from New Orleans along with a 2008 first-round selection (10 overall - LB Jerod Mayo) in exchange for a 2008 first-round selection (7 overall) and a 2008 fifth-round selection (164 overall).

5 Pick acquired from Tampa Bay in exchange for a 2008 fifth-round selection (160 overall) and a 2008 seventh-round selection (238 overall).

2007

Rd	Player	Pk	Pos	College
1	Brandon Meriweather	24	DB	Miami (Fla.)
2	(To Miami as part of trade for WR Wes Welker)			
4a	(To Oakland in exchange for WR Randy Moss)			
4b	Kareem Brown	127	DL	Miami (Fla.)
5	Clint Oldenburg	171	T	Colorado State
6a	Justin Rogers	180	LB	Southern Methodist
6b	Mike Richardson	202	CB	Notre Dame
6c	Justise Hairston	208	RB	Central Connecticut
6d	Corey Hilliard	209	T	Oklahoma State
7a	Oscar Lua	211	LB	Southern Cal
7b	(To Miami as part of trade for WR Wes Welker)			
7c	Mike Elgin	247	G/C	Iowa

2007 DRAFT NOTES

For more details on all trades involving draft picks, please see trades list on following pages.

5, 6c, 6d and 7c were awarded as compensatory draft choices.

1 Pick acquired from Seattle in exchange for WR Deion Branch.

4a Pick acquired from San Francisco along with a 2008 first-round selection in exchange for a 2007 first-round selection (28 overall).

6a Pick acquired from Arizona in exchange for T Brandon Gorin.

7a Pick Acquired from Oakland along with a 2008 third-round selection in exchange for a 2007 third-round selection (91 overall).

2006

Rd	Player	Pk	Pos	College
1	Laurence Maroney	21	RB	Minnesota
2	Chad Jackson	36	WR	Florida
3	David Thomas	86	TE	Texas
4a	Garrett Mills	106	FB	Tulsa
4b	Stephen Gostkowski	118	K	Memphis
5	Ryan O'Callaghan	136	T	California
6a	Jeremy Mincey	191	LB	Florida
6b	Dan Stevenson	205	G	Notre Dame
6c	Le Kevin Smith	206	DL	Nebraska
7	Willie Andrews	229	DB	Baylor

2006 DRAFT NOTES

6b and 6c were awarded as compensatory draft choices.

2 Pick acquired from Green Bay in exchange for a 2006 second-round pick (52 overall) and a 2006 third-round pick (75 overall)

4a Pick acquired from Detroit in exchange for a 2005 fifth-round pick (145 overall) and a 2005 sixth-round pick (206 overall).

5 Pick acquired from Oakland along with a 2005 seventh-round pick (230 overall) in exchange for a 2005 sixth-round pick (175 overall).

2005

Rd	Player	Pk	Pos	College
1	Logan Mankins	32	OL	Fresno State
3a	Ellis Hobbs	84	CB	Iowa State
3b	(To Arizona as part of trade for CB Duane Starks)			
3c	Nick Kaczur	100	T	Toledo
4	James Sanders	133	S	Fresno State
5a	(To Arizona as part of trade for CB Duane Starks)			
5b	Ryan Claridge	170	LB	Nevada-Las Vegas
7a	Matt Cassel	230	QB	Southern Cal
7b	Andy Stokes	255	TE	William Penn

2005 DRAFT NOTES

3c, 5b and 7b were awarded as compensatory draft choices.

3a Pick acquired from Baltimore along with a 2005 sixth-round choice (195 overall) and a 2006 third-round choice in exchange for a 2005 second-round choice (64 overall).

7a Pick acquired from Oakland along with a 2006 fifth-round choice (136 overall) in exchange for a 2005 sixth-round choice (175 overall).

PATRIOTS ALL-TIME DRAFT

2004

Rd	Player	Pk	Pos	College
1a	Vince Wilfork	21	DT	Miami (Fla.)
1b	Benjamin Watson	32	TE	Georgia
2a	(To Cincinnati in exchange for RB Corey Dillon)			
2b	Marquise Hill	63	DE	Louisiana State
3	Guss Scott	95	S	Florida
4a	Dexter Reid	113	S	North Carolina
4b	Cedric Cobbs	128	RB	Arkansas
5	P.K. Sam	164	WR	Florida State
6	(To Pittsburgh in compensation for RFA Rodney Bailey)			
7	Christian Morton	233	CB	Illinois

2004 DRAFT NOTES

1a Pick acquired from Baltimore along with a 2003 second-round pick (41 overall) in exchange for a 2003 first round selection (19 overall).

4a Pick acquired from New Orleans along with a 2003 third-round pick (78 overall) and a 2003 seventh-round choice (239 overall) in exchange for S Tebucky Jones.

2003

Rd	Player	Pk	Pos	College
1	Ty Warren	13	DT	Texas A&M
2a	Eugene Wilson	36	CB	Illinois
2b	Bethel Johnson	45	WR	Texas A&M
4a	Dan Klecko	117	DT	Temple
4b	Asante Samuel	120	CB	Central Florida
5	Dan Koppen	164	C	Boston College
6	Kliff Kingsbury	201	QB	Texas Tech
7a	Spencer Nead	234	TE	BYU
7b	Tully Banta-Cain	239	LB	California
7c	Ethan Kelley	243	DT	Baylor

2003 DRAFT NOTES

1 Pick acquired from Chicago for the Patriots 2003 first-round pick (14 overall) and a 2003 sixth-round pick (193 overall).

2a Pick acquired from the Houston Texans along with a 2003 fourth-round pick (117 overall) for a 2003 second-round pick (41 overall) and a 2003 third-round pick (75 overall).

2b Pick acquired from the Carolina Panthers for a 2003 second-round pick (50 overall) and a 2003 fourth-round pick (120 overall).

4a Pick acquired from the Houston Texans along with a 2003 second-round pick (36 overall) for a 2003 second-round pick (41 overall) and a 2003 third-round pick (75 overall).

4b Pick acquired from Denver for a 2003 fourth-round pick (128 overall) and a 2003 fifth-round pick (157 overall).

5 Pick acquired from the Tennessee Titans along with a 2003 sixth-round pick (201 overall) and a 2003 seventh-round pick (243 overall) for a 2003 fifth-round pick (154 overall) and a 2003 seventh-round pick (225 overall).

6 Pick acquired from the Tennessee Titans along a with 2003 fifth-round pick (164 overall) and a 2003 seventh-round pick (243 overall) for the a 2003 fifth-round pick (154 overall) and a 2003 seventh-round pick (225 overall).

2003 (CONT.)

7b Pick acquired from New Orleans along with a 2003 third-round pick (78 overall) and a 2004 fourth-round pick for Tebucky Jones.

7c Pick acquired from the Tennessee Titans with a 2003 fifth-round pick (164 overall) and a 2003 sixth-round pick (201 overall) for the Patriots 2003 fifth-round pick (154 overall) and a 2003 seventh-round pick (225 overall).

2002

Rd	Player	Pk	Pos	College
1	Daniel Graham	21	TE	Colorado
2	Deion Branch	65	WR	Louisville
4a	Rohan Davey	117	QB	LSU
4b	Jarvis Green	126	DE	LSU
7a	Antwoine Womack	237	RB	Virginia
7b	David Givens	253	WR	Notre Dame

2002 DRAFT NOTES

1 Pick acquired from Washington for the Patriots first-round pick (32nd overall), third-round pick (96th) and seventh-round pick (234th) of the 2002 draft.

4a Pick obtained from the Denver Broncos in exchange for the Patriots 2002 fourth-round pick (131st overall) and fifth-round (144th).

4b Pick acquired from Green Bay for WR Terry Glenn.

7a Pick obtained from the Dallas Cowboys, along with 2003 fifth-round choice, in exchange for the Patriots 2002 fifth-round pick (168th overall).

2001

Rd	Player	Pk	Pos	College
1	Richard Seymour	6	DT	Georgia
2	Matt Light	48	OL	Purdue
3	Brock Williams	86	CB	Notre Dame
4a	Kenyatta Jones	96	OL	South Florida
4b	Jabari Holloway	119	TE	Notre Dame
5	Hakim Akbar	163	S	Washington
6a	Arther Love	180	TE	South Carolina State
6b	Leonard Myers	200	CB	Miami (Fla.)
7a	Owen Pochman	216	K	Brigham Young
7b	T.J. Turner	239	LB	Michigan State

2001 DRAFT NOTES

5, 6b and 7b denote compensatory picks obtained from the NFL.

2 Pick acquired from Detroit for a 2001 second-round (50 overall, from Pittsburgh) pick and a sixth-round (173 overall, from San Francisco) pick

3 Pick acquired from Minnesota (NE trades third round selection - 69 overall to Minnesota for their third-round pick - 86 overall and fourth round selection - 119 overall)

4a Pick acquired from San Diego (NE trades fourth round selection - 112 overall and fifth round selection - 139 overall to San Diego for their fourth-round pick - 96th overall)

4b Pick from Minnesota in previously mentioned trade

6a Pick acquired from Detroit (NE trades fifth round selection-149 overall to Detroit for their sixth-round pick-180 overall and their seventh-round pick-216 overall)

PATRIOTS ALL-TIME DRAFT

2000

Rd	Player	Pk	Pos	College
1	Pick to N.Y. Jets	16		
2	Adrian Klemm	46	T	Hawaii
3	J.R. Redmond	76	RB	Arizona State
4	Greg Robinson-Randall	127	T	Michigan State
5a	Dave Stachelski	141	TE	Boise State
5b	Jeff Marriott	161	DT	Missouri
6a	Antwan Harris	187	CB	Virginia
6b	Tom Brady	199	QB	Michigan
6c	David Nugent	201	DT	Purdue
7a	(Pick to San Francisco from Philadelphia)			
7b	Casey Tisdale	226	LB	New Mexico
7c	Patrick Pass	239	RB	Georgia

2000 DRAFT NOTES

1 Awarded to N.Y. Jets in compensation for Bill Belichick.

4, 6b, 6c and 7c denote compensatory picks obtained from the NFL.

5b From the St. Louis Rams for DE Mike Jones

7a Pick acquired from Philadelphia for WR Dietrich Jells, then traded to San Francisco for a sixth-round pick in 2001.

1999 SUPPLEMENTAL DRAFT

Rd	Player	Pk	Pos	College
4	J'Juan Cherry		CB	Arizona State

1999

Rd	Player	Pk	Pos	College
1a	Damien Woody	17	C	Boston College
1b	Choice to Seattle	20		
1c	Andy Katzenmoyer	28	LB	Ohio State
2a	Kevin Faulk	46	RB	LSU
2b	Pick to Tennessee	52		
3a	Pick to Seattle	82		
3b	Tony George	91	DB	Florida
4a	Pick to Tennessee	117		
5	Derrick Fletcher	154	OL	Baylor
6a	Marcus Washington	180	DB	Colorado
6b	Pick to Seattle	191		
7a	Michael Bishop	227	QB	Kansas State
7b	Sean Morey	241	WR	Brown

1999 DRAFT NOTES

1b Pick to Seattle - (NE trades picks-20th, 82nd and 191st overall for Seattle's 1999 first-round pick-17th overall)

1c From N.Y. Jets in compensation for Bill Parcells

2b Pick to Tennessee - (NE trades picks-52nd and 117th overall for Tennessee's 1999 second-round pick-46th overall)

3b From Minnesota Vikings in a trade for CB Jimmy Hitchcock

6a From Baltimore Ravens in a trade for TE Lovett Purnell

7b From the NFL as compensation for losing free agent FBs Keith Byars and Sam Gash

1998

Rd	Player	Pk	Pos	College
1a	Robert Edwards	18	RB	Georgia
1b	Tebucky Jones	22	DB	Syracuse
2a	Tony Simmons	52	WR	Wisconsin
2b	Rod Rutledge	54	TE	Alabama
3a	Chris Floyd	81	FB	Michigan
3b	Greg Spires	83	DE	Florida State
4	Leonta Rheams	115	DT	Houston
5	Ron Merkerson	145	LB	Colorado
6	Harold Shaw	176	RB	Southern Mississippi
7	Jason Andersen	211	OL	Brigham Young

1998 DRAFT NOTES

1a From N.Y. Jets in compensation for Curtis Martin

2a From N.Y. Jets in compensation for Bill Parcells

3a From N.Y. Jets in compensation for Curtis Martin

1997

Rd	Player	Pk	Pos	College
1	Chris Canty	29	DB	Kansas State
2	Brandon Mitchell	59	DT	Texas A&M
3a	Sedrick Shaw	61	RB	Iowa
3b	Chris Carter	89	DB	Texas
4a	Damon Denson	97	OL	Michigan
4b	Ed Ellis	125	OL	Buffalo
5	Vernon Crawford	159	LB	Florida State
6	Tony Gaiter	192	WR	Miami (Fla.)
7	Scott Rehberg	230	OL	Central Michigan

1997 DRAFT NOTES

3a From N.Y. Jets in compensation for Bill Parcells

4a From N.Y. Jets in compensation for Bill Parcells

1996

Rd	Player	Pk	Pos	College
1	Terry Glenn	7	WR	Ohio State
2a	Lawyer Milloy	36	DB	Washington
2b	Pick to Oakland			
3a	Pick to Kansas City			
3b	Pick to Detroit			
3c	Tedy Bruschi	86	LB	Arizona
4a	Heath Irwin	101	G	Colorado
4b	Chris Sullivan	119	DE	Boston College
4c	Kantroy Barber	124	FB	West Virginia
5a	John Elmore	139	G	Texas
5b	Christian Peter	149	DT	Nebraska
6a	Chris Griffin	173	TE	New Mexico
6b	Mario Grier	195	RB	Tenn.-Chattanooga
6c	Devin Wyman	206	DT	Kentucky State
7a	Lovett Purnell	216	TE	West Virginia
7b	J.R. Conrad	247	G	Oklahoma

PATRIOTS ALL-TIME DRAFT

1996 (CONT.)

1996 DRAFT NOTES

6c and 7b were awarded as compensatory draft choices.

2b Pick to Oakland - (NE trades pick-57th overall for Oakland's 1996 third round selection-76th overall, 1996 fourth-round selection-124th overall and fifth-round pick-149th overall)

3a Pick to Kansas City - (NE trades pick for Kansas City's 1995 fourth-round pick, 112 overall--Dave Wohlabaugh)

3b Pick to Detroit - (NE trades pick-76th overall to Detroit for their third round selection-86th overall, fourth-119th overall and sixth round-195th overall selections)

4c From S.F. through Oakland

1995

Rd	Player	Pk	Pos	College
1	Ty Law	23	CB	Michigan
2	Ted Johnson	57	LB	Colorado
3a	Curtis Martin	74	RB	Pittsburgh
3b	Jimmy Hitchcock	88	CB	North Carolina
4a	David Wohlabaugh	112	C	Syracuse
4b	(Pick to Pittsburgh)			
5	(Pick to Houston)			
6	Dino Philyaw	195	RB	Oregon
7	Carlos Yancy	234	CB	Georgia

1995 DRAFT NOTES

3a From Eagles in compensation for FB Kevin Turner

4a From Kansas City for Patriots 1996 third-round pick

4b Pick traded to Pittsburgh for RB Leroy Thompson

5 Awarded to Houston in compensation for restricted free agent DE Tim Roberts

7 From Cleveland in exchange for the 231st selection

1994

Rd	Player	Pk	Pos	College
1	Willie McGinest	4	LB	Southern Cal
2	Kevin Lee	35	WR	Alabama
3a	(Pick to San Diego)			
3b	Ervin Collier	78	NT	Florida A&M
3c	Joe Burch	90	C	Texas Southern
4a	(Pick to Arizona)			
4b	John Burke	121	TE	Virginia Tech
5a	(Pick to San Diego)			
5b	Pat O'Neill	135	P	Syracuse
6a	Steve Hawkins	166	WR	Western Michigan
6b	Max Lane	168	OT	Navy
7a	Jay Walker	198	QB	Howard
7b	Marty Moore	222	LB	Kentucky

1994 DRAFT NOTES

3a Traded to San Diego along with a fifth-round pick (137th overall) for the Chargers third-round choice (78th overall) and RB Marion Butts

1994 (CONT.)

3b From San Diego in previously mentioned trade

3c From Miami, along with a 1993 draft pick, Todd Rucci, in exchange for WR Irving Fryar

4a Traded to Arizona for its fourth-round pick from Miami, 121 overall, and its fifth-round pick from the LA Rams, 135 overall

6b From Seattle in a trade for Jon Vaughn

7b From Dallas in exchange for QB Hugh Millen

1993

Rd	Player	Pk	Pos	College
1	Drew Bledsoe	1	QB	Washington St.
2a	Chris Slade	31	LB	Virginia
2b	Todd Rucci	51	OL	Penn State
2c	Vincent Brisby	56	WR	NE Louisiana
4a	Kevin Johnson	86	NT	Texas Southern
4b	Corwin Brown	110	DB	Michigan
5a	Scott Sisson	113	K	Georgia Tech
5b	Richard Griffith	138	TE	Arizona
6	Lawrence Hatch	142	DB	Florida
8	Troy Brown	198	WR	Marshall

1993 DRAFT NOTES

2b From Miami, along with a 1994 draft pick, in exchange for WR Irving Fryar

2c As a result of the L.A. Raiders passing on their selection in the second round, the Patriots first selection of the third round reverted to being the 27th pick in the second round

4b From Green Bay in exchange for RB John Stephens. The Patriots then traded that pick, 15th in round and 99th overall, to San Diego in exchange for the Chargers 1993 fourth round, 110th pick and a 1993 fifth round, 138th pick

1992

Rd	Player	Pk	Pos	College
1	Eugene Chung	13	OL	Virginia Tech
2	Rod Smith	35	DB	Notre Dame
3a	Todd Collins	64	LB	Carson-Newman
3b	Kevin Turner	71	RB	Alabama
4a	Dion Lambert	90	CB	UCLA
4b	Darren Anderson	93	CB	Toledo
5	Dwayne Sabb	116	LB	New Hampshire
6	Tracy Boyd	165	OG	Elizabeth City St.
7a	Wayne Hawkins	176	WR	Southwest St.
7b	Jim Gray	194	DT	West Virginia
8a	Scott Lockwood	204	RB	Southern Cal.
8b	Sam Gash	205	RB	Penn State
9	David Dixon	232	DT	Arizona State
10a	Turner Baur	261	TE	Stanford
10b	Steve Gordon	277	OC	California
11	Mike Petko	288	LB	Nebraska
12	Freeman Baysinger	333	WR	Humboldt State

PATRIOTS ALL-TIME DRAFT

1992 (CONT.)

1992 DRAFT NOTES

1 From Dallas, along with a third-round pick in 1992, in exchange for Patriots first round, 19th pick from Atlanta, second round, 37th pick and fourth round, 104th pick from Atlanta

2 Acquired from Phoenix in exchange for Patriots second round, 46th pick and fourth round, 100th pick in 1991

3b Acquired from Dallas through Minnesota, along with first-round pick in 1992, in exchange for a first round, 19th pick from Atlanta, second round, 37th pick and fourth round, 104th pick from Atlanta in 1992

4a Acquired from San Diego in a 1991 draft day trade in exchange for a fifth round, 127th pick from Pittsburgh in 1991

5 Acquired from Tampa Bay in a trade for Jesse Solomon

6 Acquired from Detroit, along with seventh-round pick in 1992, a 10th round pick in 1992 and a 12th round pick in 1992, in exchange for Patriots sixth round, 145th pick from Phoenix, in 1992

8a Acquired from Cleveland in exchange for OG Fred Childress

1991

Rd	Player	Pk	Pos	College
1a	Pat Harlow	11	T	Southern California
1b	Leonard Russell	14	RB	Arizona State
2	Jerome Henderson	41	CB	Clemson
3	Calvin Stephens	56	G	South Carolina
4	Scott Zolak	84	QB	Maryland
5a	Jon Vaughn	112	RB	Michigan
5b	Ben Coates	124	TE	Livingstone College
6	David Key	140	CB	Michigan
7	Blake Miller	168	C	Louisiana State
8	Harry Colon	196	SS	Missouri
9	O'Neil Glenn	224	G	Maryland
10	Randy Bethel	251	TE	Miami (Fla.)
11a	Vincent Moore	279	WR	Tennessee
11b	Paul Alsbury	303	P	SW Texas State
12	Timothy Edwards	307	DT	Delta State

1991 DRAFT NOTES

1a Patriots traded their first round selection, 1st pick, for Cowboys first round selection, 11th pick, and Dallas's second round selection, 41st pick

1b Pick from Dallas in exchange for Patriots 1st round, 17th pick acquired from Houston, and Patriots 1991 4th round, 110th pick, acquired from Buffalo in 1990

2 Pick from Dallas in previously mentioned trade

5b Pick from L.A. Raiders through Dallas, along with a fourth-round pick in 1992, in exchange for Patriots 1991 4th round selection, 100th pick, acquired from Pittsburgh

11b Pick from San Diego through the L.A. Raiders, along with a 4th round selection in 1992, in exchange for Patriots 1991 5th round selection, 127th pick, acquired from Pittsburgh

1990

Rd	Player	Pk	Pos	College
1a	Chris Singleton	8	LB	Arizona
1b	Ray Agnew	10	DE	North Carolina State
2	(Pick to Seattle)			
3a	Tom Hodson	59	QB	Louisiana State
3b	Greg McMurtry	80	WR	Michigan
5a	Junior Robinson	110	DB	East Carolina
5b	Jon Melander	113	OT	Minnesota
5c	James Gray	120	RB	Texas Tech
6	(Pick to Dallas)			
7	(Pick to Buffalo)			
8	(Pick to Dallas)			
9	Shawn Bouwens	226	OG	Nebraska - Wesleyan
10	Anthony Landry	253	RB	Stephen F. Austin
11	Sean Smith	280	DE	Georgia Tech
12a	Ventson Donelson	309	DB	Michigan St.
12b	Blaine Rose	322	OG	Maryland

1990 DRAFT NOTES

1a Patriots traded their 1st round, third overall, and 2nd round, 29th overall pick for Seahawks two 1st round selections, 8th and 10th picks and Seattle's third-round pick

3b Acquired from Dallas along with Cowboys seventh-round pick, later traded to Buffalo and the Cowboys 5th round, 120th pick, in exchange for Patriots 3rd round selection, originally Seattle's, NE's 6th round, 143rd pick, and 8th round, 197th pick

5a Pick from Washington, along with Redskins 2nd pick in the 5th round, which was later traded to Denver, in exchange for Patriots 4th round, 86th pick

12b Pick from Buffalo, along with a fourth-round pick in 1991, in exchange for Patriots two seventh-round picks in 1990, one of which came from Dallas

1989

Rd	Player	Pk	Pos	College
1	Hart Lee Dykes	16	WR	Oklahoma State
2	Eric Coleman	43	DB	Wyoming
3a	Marv Cook	63	TE	Iowa
3b	Chris Gannon	73	DE	S.W. Louisiana
4a	Maurice Hurst	96	DB	Southern
4b	Michael Timpson	100	WR	Penn State
5	(Pick to Green Bay)			
6	(Pick to LA Raiders)			
6	Eric Mitchel	166	RB	Oklahoma
7a	Eric Lindstrom	178	LB	Boston College
7b	Pick to San Diego			
8a	Rodney Rice	210	DB	Brigham Young
8b	Tony Zackery	223	DB	Washington
9a	Darron Norris	240	RB	Texas
9b	Curtis Wilson	247	OC	Missouri
10	Emanuel McNeil	267	NT	Tenn.-Martin
11	Tony Hinz	294	FB	Harvard
12	Aaron Chubb	324	LB	Georgia

PATRIOTS ALL-TIME DRAFT

1989 (CONT.)

1989 DRAFT NOTES

3a Pick from Tampa Bay for Stephen Starring trade of 1988

4a From Washington in exchange for the Patriots fifth-round pick of 1988

5 127th pick, sent to Green Bay through Cleveland as part of 1988 trade for Mike Baab

6 Patriots traded their 6th round, 157th pick, for Raiders sixth-round pick, 166, and NE gains Raiders 8th round, 224th pick

7a From Raiders as part of Brian Holloway trade of 1987

7b Sent to San Diego for Thomas Benson trade of 1988

8b From Raiders as part of draft-day trade exchanging sixth-round picks; originally San Francisco's pick

9b From Minnesota for Patriots 11th-round pick of 1988

1988

Rd	Player	Pk	Pos	College
1	John Stephens	17	RB	Northwestern (La.) St.
2	Vincent Brown	43	LB	Miss. Valley St.
3	Tom Rehder	69	T	Notre Dame
4a	Tim Goad	87	NT	North Carolina
4b	Sammy Martin	97	WR	LSU
4c	Teddy Garcia	100	K	Northeast Louisiana
5	Troy Wolkow	115	G	Minnesota
6	Steve Johnson	154	TE	Virginia Tech
7	Darryl Usher	181	WR	Illinois
8	Pick to Chicago			
9	Neil Galbraith	240	CB	Central (Ok.) St.
10	Rodney Lossow	267	C	Wisconsin
11	Marvin Allen	294	RB	Tulane
11b	Pick to Minnesota			
12	Dave Nugent	321	NT	Boston College

1988 DRAFT NOTES

4a From Tampa Bay in exchange for NE's 1987 fifth-round pick

4b From Minnesota in 1987 trade for QB Rich Gannon

8 Patriots selection 236th to Chicago as part of QB Doug Flutie trade

10 From L.A. Raiders as part of 1987 trade for OT Brian Holloway

11b Patriots selection 296th traded to Minnesota in exchange for Vikings ninth-round choice in 1989

1987

Rd	Player	Pk	Pos	College
1	Bruce Armstrong	23	OT	Louisville
2	(Pick to Tampa Bay)			
3a	Bob Perryman	79	RB	Michigan
3b	(Pick to LA Raiders)			
4a	Rich Gannon	98	QB	Delaware
4b	Derrick Beasley	102	DB	Winston-Salem
4c	Tim Jordan	107	LB	Wisconsin
5a	Danny Villa	113	OT	Arizona State
5b	Tom Gibson	116	DE	Northern Arizona
6	Gene Taylor	163	WR	Fresno State
7	(Pick to Tampa Bay)			
8	(Pick to Kansas City)			
9	(Pick to Tampa Bay)			
10	(Pick to LA Raiders)			
11	Carlos Reveiz	302	K	Tennessee
12	Elgin Davis	330	RB	Central Florida

1987 DRAFT NOTES

2 Patriots selection 51 overall traded to Tampa Bay as part of OT-OG Sean Farrell trade which also included 7th and 9th round picks in the 1987 draft

3b Patriots trade 81st overall selection and 10th round pick, 275 overall, to LA Raiders for Raiders two fourth-round picks, 98 and 102 overall; 81st overall pick originally from Washington for WR Ricky Sanders trade

5a Pick from San Diego for DB Vencie Glenn trade

5b Pick from Tampa Bay for Patriots sixth-round pick in 1986

7 Patriots selection 191 overall traded to Tampa Bay as part of Sean Farrell trade

8 Patriots selection 219 overall traded to KC for TE Willie Scott

9 Patriots selection 247 overall traded to Tampa Bay as part of OT Sean Farrell trade

10 Patriots selection, 275 overall, and third-round pick, 81 overall, traded to LA Raiders for two fourth-round picks, 98 and 102 overall

PATRIOTS ALL-TIME DRAFT

1986

Rd	Player	Pk	Pos	College
1	Reggie Dupard	26	RB	Southern Methodist
2a	Mike Ruth	42	NT	Boston College
2b	Vencie Glenn	54	DB	Indiana State
3	Patriots selection 81 overall forfeited			
4	Scott Gieselman	109	TE	Boston College
5	Greg Robinson	137	OL	Sacramento St.
6	(Pick to Tampa Bay)			
7a	Ray McDonald	187	WR	Florida
7b	Brent Williams	192	DE	Toledo
8	Greg Baty	220	TE	Stanford
9	George Colton	248	OG	Maryland
10	Cletis Jones	276	RB	Florida State
11	Gene Thomas	308	WR	U of Pacific
12	Don McAulay	332	K	Syracuse

1986 DRAFT NOTES

2a Pick from Seattle as part of Bob Cryder trade of 1984

6 Patriots selection 164 overall traded to Tampa Bay for Buccaneers fifth-round pick in 1987

7a Pick from San Francisco as part of Matt Cavanaugh trade of 1983)

1985

Rd	Player	Pk	Pos	College
1a	Pick to San Francisco			
1b	Trevor Matich	28	OC	BYU
2a	Garin Veris	48	DE	Stanford
2b	Jim Bowman	52	DB	Central Michigan
2c	Ben Thomas	56	DE	Auburn
3a	Pick to San Francisco			
3b	Audray McMillian	84	DB	Houston
4a	Tom Toth	102	OT	Western Michigan
4b	Gerard Phelan	108	WR	Boston College
5	(Pick to Cincinnati)			
6	(Pick to Philadelphia)			
7a	(Pick to LA Raiders)			
7b	(Pick to LA Raiders)			
8a	(Pick to Atlanta)			
8b	Milford Hodge	224	DE	Washington St.
9	(Pick to Pittsburgh)			
10	(Pick to Denver)			
11	Paul Lewis	295	RB	Boston University
12	Tony Mumford	328	RB	Penn State

1985 DRAFT NOTES

1a Patriots trade their 1st round choice, 16th overall, along with their third-round choice, 75th overall, to San Francisco for their first, 28th overall, second 56th overall, and third round, 84th overall, picks.

1985 (CONT.)

2b Pick from LA Raiders part of Mike Haynes deal of 1983

4b Pick from LA Raiders part of Shelby Jordan deal of 1983

5 Pick to Cincinnati as part of WR Irving Fryar tradeup deal of 1984

6 Pick to Philadelphia as part of K Tony Franklin deal of 1984

7a Pick to LA Raiders as part of the Mike Haynes deal of 1983

8a Pick to Atlanta for DB Rod McSwain

8b Pick from San Francisco part of Matt Cavanaugh deal of 1983

9 Pick to Pittsburgh for WR Greg Hawthorne (1984)

10 Pick to Denver for P Luke Prestridge (1984)

1984

Rd	Player	Pk	Pos	College
1	Irving Fryar	1	WR	Nebraska
2	Ed Williams	43	LB	Texas
3	Jonathan Williams	70	RB	Penn State
5	Paul Fairchild	124	OG	Kansas
6	Ernest Gibson	151	DB	Furman
7a	Bruce Kallmeyer	184	K	Kansas
7b	Derwin Williams	192	WR	New Mexico
8	James Keyton	211	OT	Arizona State
9a	Scott Bolzan	238	OT	Northern Illinois
9b	David Windham	251	LB	Jackson State
11	Charlie Flager	292	OG	Washington St.
12	Harper Howell	319	TE	UCLA

SUPPLEMENTAL DRAFT:

1	Ricky Sanders	16	WR	SW Texas St.
2	Eric Jordan	43	RB	Purdue
3	Walter Lewis	70	QB	Alabama

1984 DRAFT NOTES

7b Pick from San Fran. for CB Ricky Smith

9b Pick from Washington for DE Tony McGee

PATRIOTS ALL-TIME DRAFT

1983

Rd	Player	Pk	Pos	College
1	Tony Eason	15	QB	Illinois
2	Darryal Wilson	47	WR	Tennessee
3a	Stephen Starring	74	WR	McNeese St.
3b	Steve Moore	80	OL	Tennessee St.
4	Johnny Rembert	101	LB	Clemson
5a	Smiley Creswell	118	DE	Michigan St.
5b	Darryl Lewis	128	TE	Texas-Arlington
6	Mike Bass	155	K	Illinois
7	Craig James	187	RB	SMU
	Washington-USFL			
8	Ronnie Lippett	214	DB	Miami (FL)
9a	Ricky Williams	233	RB	Langston
9b	Mark Keel	240	TE	Arizona
	Arizona—USFL			
10a	James Williams	264	TE	Wyoming
10b	Toby Williams	265	DE	Nebraska
10c	Tom Ramsey	267	QB	UCLA
	Los Angeles—USFL			
11a	Steve Parker	292	WR	Abilene Christian
11b	Calvin Eason	294	DB	Houston
12a	Waddell Kelly	319	RB	Arkansas St.
12b	Andy Ekern	326	OT	Missouri

1983 DRAFT NOTES

3b Pick from S.D. in Tim Fox trade

5a Pick from Chicago in LB Rod Shoate trade

9a Pick from New Orleans

10a Pick from NY Giants in LB Bill Matthews trade

10b Pick from New Orleans

11a Pick from New Orleans

12a Pick from New Orleans

1982

Rd	Player	Pk	Pos	College
1a	Ken Sims	1	DE	Texas
1b	Lester Williams	27	DT	Miami (FL)
2a	Robert Weathers	40	RB	Arizona St.
2b	Andre Tippett	41	LB	Iowa
2c	Darryl Haley	55	OT	Utah
3a	Cedric Jones	56	WR	Duke
3b	Clayton Weishuhn	60	LB	Angelo St.
4a	George Crump	85	DE	East Carolina
4b	Brian Ingram	111	LB	Tennessee
5	Fred Marion	112	DB	Miami (FL)
6	Ricky Smith	141	DB	Alabama State
7	Jeff Roberts	168	LB	Tulane
8	Ken Collins	197	LB	Washington St.
9	Kelvin Murdock	224	WR	Troy State
10	Brian Clark	253	K	Florida
11a	(Used to select WR Chy Davidson of Rhode Island in 1981 supplemental draft.)			
11b	Steve Sandon	296	QB	Northern Iowa
12	Greg Taylor	308	WR	Virginia

1982 DRAFT NOTES

1b Pick from San Francisco in TE Russ Francis deal

2a Pick from San Diego in FS Tim Fox deal

2b Pick from San Francisco in TE Russ Francis deal

2c Pick from San Francisco in TE Russ Francis deal

3b Pick from Seattle for RB Horace Ivory

4b Pick from San Francisco in TE Russ Francis deal

11b Pick from NY Giants for DB Bill Currier

PATRIOTS ALL-TIME DRAFT

1981

Rd	Player	Pk	Pos	College
1	Brian Holloway	19	OT	Stanford
2	Tony Collins	47	RB	East Carolina
3	(Pick to Minnesota)			
4	Don Blackmon	102	LB	Tulsa
5	Steve Clark	130	DE	Kansas State
6	Ron Wooten	157	OG	North Carolina
7	Ken Toler	185	WR	Mississippi
8a	Ken Naber	194	P	Stanford
8b	Lin Dawson	212	TE	North Carolina St.
9	(Pick to Detroit)			
10	(Pick to Cleveland)			
11	Brian Buckley	295	QB	Harvard
12	Cris Crissy	323	DB	Princeton

1981 DRAFT NOTES

3 Pick to Minnesota for RB Chuck Foreman
8a Pick from N.O. for OG Sam Adams
9 Pick to Detroit for LB Ed O'Neill
10 Pick to Cleveland for DE Earnest Price

1980

Rd	Player	Pk	Pos	College
1a	Roland James	14	DB	Tennessee
1b	Vagas Ferguson	25	RB	Notre Dame
2	Larry McGrew	45	LB	USC
3	Steve McMichael	73	DT	Texas
4	(Pick to Los Angeles)			
5	Doug McDougald	124	DE	VPI
6a	(Pick to Cleveland)			
6b	Preston Brown	160	WR	Vanderbilt
7	Tom Kearns	180	OG	Kentucky
8	Mike House	208	TE	Pacific
9	Barry Burget	235	LB	Oklahoma
10	Tom Daniel	266	OC	Georgia Tech
11	Mike Hubach	293	P	Kansas
12	Jimmy Jordan	320	QB	Florida State

1980 DRAFT NOTES

1b Pick from Houston in OT Leon Gray deal
4 Pick to Los Angeles in WR Harold Jackson deal
6a Pick to Cleveland for DE Mike St. Clair
6b From Houston in OT Leon Gray deal

1979

Rd	Player	Pk	Pos	College
1	Rick Sanford	25	DB	South Carolina
2	Bob Golic	52	LB	Notre Dame
3	(Pick to Los Angeles)			
4	Eddie Hare	106	P	Tulsa
5	John Zamberlin	135	LB	Pacific Lutheran
6	(Pick to Pittsburgh)			
7a	Judson Flint	177	DB	Memphis State
7b	(Pick forfeited)			
8	Randy Love	216	RB	Houston
9	John Spagnola	245	TE	Yale
10a	Martin Cox	270	WR	Vanderbilt
10b	Allan Clark	271	RB	Northern Arizona
11	(Pick to Washington)			
12	(Pick to Detroit)			

1979 DRAFT NOTES

3 Pick to Los Angeles in WR Harold Jackson deal
6 Pick to Pittsburgh for DE Dave Pureifory
7a Pick from Washington
10a Pick from Denver for OT Tom Neville
12 Pick to Detroit for OT Bob McKay

1978

Rd	Player	Pk	Pos	College
1	Bob Cryder	18	G	Alabama
2	Matt Cavanaugh	50	QB	Pittsburgh
3	Carlos Pennywell	77	WR	Grambling
4	Dwight Wheeler	102	T	Tennessee St.
5	Bill Matthews	129	LB	South Dakota St.
6	Kem Coleman	156	LB	Mississippi
7	Mike Hawkins	188	LB	Texas A&I
8a	Terry Falcon	198	G	Montana
8b	Mosi Tatupu	215	RB	Southern Calif.
9	Tim Petersen	242	LB	Arizona State
10	Bryan Ferguson	269	DB	Miami
11	Charlie Williams	296	LB	Florida
12	John Gibney	328	C	Colgate

1978 DRAFT NOTES

8a Pick from Buffalo through Philadelphia for DB John Sanders

PATRIOTS ALL-TIME DRAFT

1977

Rd	Player	Pk	Pos	College
1a	Raymond Clayborn	16	DB	Texas
1b	Stanley Morgan	25	WR	Tennessee
2a	Horace Ivory	44	RB	Oklahoma
2b	Don Hasselbeck	52	TE	Colorado
3	Sidney Brown	82	DB	Oklahoma
4	Gerald Skinner	109	T	Arkansas
5	(Pick to St. Louis)			
6	(Pick to Houston)			
7	Ken Smith	192	WR	Arkansas-Pine Bluff
8	Brad Benson	219	G	Penn State
9	Jerry Vogele	249	LB	Michigan
10a	John Rasmussen	276	T	Wisconsin
10b	Giles Alexander	279	DE	Tulsa
11	Ray Costict	303	LB	Mississippi State
12	Dave Preston	333	RB	Bowling Green

1977 DRAFT NOTES

1a Pick from San Francisco for QB Jim Plunkett

2a Pick from San Francisco for QB Jim Plunkett

10b Pick from Oakland for RB Leon McQuay through Philadelphia for DB John Sanders

1976

Rd	Player	Pk	Pos	College
1a	Mike Haynes	5	DB	Arizona State
1b	Pete Brock	12	C	Colorado
1c	Tim Fox	21	DB	Ohio State
2	Ike Forte	35	RB	Arkansas
3	(Pick to Chicago)			
4	(Pick to Cleveland via Philadelphia)			
5	(Pick to San Diego)			
6a	(Pick to New York Giants)			
6b	Greg Boyd	170	DE	San Diego State
7a	(Pick to Cincinnati)			
7b	Perry Brooks	202	DT	Southern
8a	(Pick to Philadelphia)			
8b	Stu Betts	235	RB	Northern Michigan
9	Doug Beaudoin	243	DB	Minnesota
10	Ricky Feacher	270	WR	Miss. Valley
11	Donnie Thomas	298	LB	Indiana
12	Nathaniel Bell	325	DT	Tulane
13	James Jones	352	DB	Central Michigan
14	David Quehl	382	WR	Holy Cross
15	Bernard Coleman	409	WR	Bethune-Cookman
16	Clifford Brown	436	DT	Tuskegee
17	Todd Anderson	466	C	Stanford

1976 (CONT.)

1976 DRAFT NOTES

1b Pick from San Francisco for QB Jim Plunkett

1c Pick from Houston through San Francisco for QB Jim Plunkett

3 Pick to Chicago for DE Tony McGee

4 Pick to Cleveland via Philadelphia for LB Steve Zabel

5 Pick to San Diego for CB Bob Howard

6a Pick to NY Giants for RB Leon McQuay

6b Pick from Detroit for C Jon Morris

7a Pick to Cincinnati for RB Doug Dressler

7b Pick from Houston for TE Bob Adams

8a Pick to Philadelphia for LB Steve Zabel

8b Pick from Minnesota for C Doug Cumler

1975

Rd	Player	Pk	Pos	College
1	Russ Francis	16	TE	Oregon
2	Rod Shoate	41	LB	Oklahoma.
3	Pete Cusick	66	DT	Ohio State.
4a	Allen Carter	86	RB	So. California
4b	Steve Burks	91	WR	Arkansas State
5a	Steve Grogan	116	QB	Kansas State
5b	Steve Freeman	117	DB	Mississippi St.
6	(Pick to Detroit)			
7	Lawrence Williams	172	WR	Texas Tech
8	(Pick to Chicago)			
9	(Pick to Pittsburgh)			
10	(Pick to Pittsburgh)			
11	Rene Garnett	272	DB	Idaho State
12a	Matt Kendon	297	DT	Idaho State
12b	Conredge Holloway	306	QB	Tennessee
13	Joe Harvey	328	DE	Northern Michigan
14	Tom Gossom	353	WR	Auburn
15	Don Clayton	378	RB	Murray State
16	Kerry Marbury	403	RB	West Virginia
17	Myke Horton	428	T	UCLA

1975 DRAFT NOTES

4a From San Diego through Cleveland

5b Pick from Philadelphia for RB John Tarver

6 Pick to Detroit for RB Leon Crosswhite

8 Pick to Chicago for DE Tony McGee

9 Pick to Pittsburgh for DE Craig Hanneman

10 Pick to Pittsburgh for LB George Webster

12b Pick from Washington

PATRIOTS ALL-TIME DRAFT

1974

Rd	Player	Pk	Pos	College
1	(Pick to San Francisco)			
2a	Steve Corbett	30	G	Boston College
2b	Steve Nelson	34	LB	North Dakota St.
3	(Pick to Chicago through Washington)			
4	(Pick to Cincinnati)			
5a	Andy Johnson	113	RB	Georgia
5b	Charlie Battle	124	LB	Grambling
6a	(Pick to Baltimore)			
6b	Chuck Ramsey	141	P	Wake Forest
7	Maury Damkroger	178	LB	Nebraska
8	(Pick to Chicago)			
9	Ed McCartney	209	TE	NE Oklahoma
10	(Pick to Pittsburgh)			
11	Archie Gibson	268	RB	Utah State
12	Eddie Foster	296	T	Oklahoma
13	Phil Bennett	321	RB	Boston College
14	Cecil Bowens	346	RB	Kentucky
15	Sam Hunt	374	LB	Stephen F. Austin
16	Lucious Selmon	399	DT	Oklahoma
17	Gary Hudson	424	DB	Boston College

1974 DRAFT NOTES

1 Pick to San Francisco for TE Bob Windsor

2a Pick from Chicago

3 Pick to Chicago through Washington for DE Donnell Smith and Washington's 1974 seventh-round choice

4 Pick to Cincinnati for LB Bill Peterson

5b Pick from Washington through New Orleans

6a Pick to Baltimore for DB Jack Mildren

6b Pick from Philadelphia for DE Dennis Wirgowski

7 Pick from Washington along with LB Brad Dusek for LB Brad Dusek and the Patriots 1974 third-round choice

9 Pick from Houston for LB Steve Kiner

1973

Rd	Player	Pk	Pos	College
1a	John Hannah	4	G	Alabama
1b	Sam Cunningham	11	RB	Southern Cal
1c	Darryl Stingley	19	WR	Purdue
2	(Pick to Cleveland via N.Y. Giants)			
3a	Brad Dusek	56	DB	Texas A&M
3b	Charles Davis	73	RB	Alcorn A&M
4	Allen Gallaher	82	T	So. California
5	Doug Dumler	193	C	Nebraska
6	(Pick to New Orleans)	108		
7	(Pick to Miami)			
8	Isaac Brown	186	RB	W. Kentucky
9	David Callaway	212	T	Texas A&M
10	Dan Ruster	238	DB	Oklahoma
11	Homer May	264	TE	Texas A&M
12	Bruce Barnes	290	P	UCLA
13	Alan Lowry	316	DB	Texas
14	Raymond Hamilton	342	LB	Oklahoma
15	Condie Pugh	368	DB	Norfolk State
16	Mike Kutter	394	DE	Concordia
17	Eddie McAshan	420	QB-DB	Georgia Tech

1973 DRAFT NOTES

1b Pick from Los Angeles for DE Fred Dryer

1c Pick from Chicago for RB Carl Garrett

3b Pick from Dallas for WR Ron Sellers

6 Pick to New Orleans for LB Jim Flanigan

7 Pick to Miami for T Wayne Mass

PATRIOTS ALL-TIME DRAFT

1972

Rd	Player	Pk	Pos	College
1a	(Pick to Minnesota as compensation for Joe Kapp)			
1b	(Pick to N.Y. Giants)			
2a	(Pick to Dallas)			
2b	Tom Reynolds	49	WR	San Diego State
3a	(Pick to Dallas)			
3b	Jim White	73	DE	Colorado State U.
4	(Pick to Dallas)			
5a	(Pick to Baltimore)			
5b	Ron Bolton	124	DB	Norfolk State
6	(Pick to Atlanta via N.Y. Giants)			
7a	Clark Hoss	165	TE	Oregon State
7b	John Tarver	166	RB	Colorado
8	Steve Beyrle	195	G	Kansas State
9	Mike Kelson	220	T	Arkansas
10	Mel Caraway	245	DB	N.E. Oklahoma
11	Rodney Cason	269	T	Angelo State
12	Steve Booras	296	DE	Mesa J.C.
13	Sam Elmore	325	DB	E. Michigan
14	Ed Rideout	350	WR	Boston College
15	Joel Klimek	375	TE	Pittsburgh
16	Eric Dahl	400	DB	San Jose State
17	Junior Ah You	425	LB	Arizona State

1972 DRAFT NOTES

1b Pick from Los Angeles for Phil Olsen sent to N.Y. Giants in trade for Fred Dryer

2a Pick to Dallas for DE Halvor Hagen and WR Harold Jackson

2b Pick from Kansas City for G Mo Moorman

3a Pick to Dallas for DE Halvor Hagen and WR Harold Jackson

3b Pick from Washington through L.A. Rams

4 Pick to Dallas for LB Steve Kiner

5b Pick from Oakland C Warren Koegel

6 Pick to Atlanta through Giants for WR Reggie Rucker

7b Pick from San Diego for RB Eddie Ray

1971

Rd	Player	Pk	Pos	College
1	Jim Plunkett	1	QB	Stanford
2	Julius Adams	27	DT	Texas Southern
3	(Pick to Buffalo through Oakland)			
4	(Pick to Denver)			
5	Tim Kelly	105	LB	Notre Dame
6	David Hardt	131	TE	Kentucky
7	(Pick to Oakland)			
8	(Pick to Buffalo)			
9	Josh Ashton	209	RB	Tulsa
10	Layne McDowell	235	T	Iowa
11	Dan Schneiss	261	TE	Nebraska
12	John Rodman	287	T	Northwestern
13	Lewis Swain	313	DB	Alabama A&M
14	Alfred Sykes	339	WR	Florida A&M
15	Nick McGarry	365	TE	Massachusetts
16	Jim Zikmund	391	DB	Kearney State
17	Ronald Leigh	417	DE	Elizabeth City St.

1971 DRAFT NOTES

3 Pick to Buffalo through Oakland for DE Ike Lassiter

4 Pick to Denver

7 Pick to Oakland for DE Ike Lassiter

8 Pick to Buffalo

1970

Rd	Player	Pk	Pos	College
1	Phil Olsen	4	DT	Utah State
2	Pick to Houston			
3	Mike Ballou	56	LB	UCLA
4	Eddie Ray	83	DB	LSU
5	Bob Olson	107	LB	Notre Dame
6	Pick to Buffalo			
7	Odell Lawson	160	RB	Langston, Okla
8	(Pick to New York Jets)			
9	Dennis Wirgowski	212	DE	Purdue
10	Henry Brown	239	K-WR	Missouri
11	Dennis Bramlett	261	T	Texas-El Paso
12	Greg Roero	291	DT	N. Mex. Highlands
13	Ronnie Shelley	316	DB	Troy State
14	Garvie Craw	343	RB/TE	Michigan
15	Kent Schoolfield	368	WR	Florida A&M
16	Otis McDaniel	395	DE	Tuskegee
17	Joe Killingsworth	420	WR	Oklahoma

PATRIOTS ALL-TIME DRAFT

1970(CONT.)

1970 DRAFT NOTES

2 Pick to Houston for RB Sid Blanks, CB Larry Carwell, LB Ron Caveness and WR Charlie Frazier

5 Pick from Miami for LB Nick Buoniconti

6 Pick to Buffalo for S Tom Janik

8 Pick to N.Y. Jets

1969

Rd	Player	Pk	Pos	College
1	Ron Sellers	6	SE	Florida State
2	Mike Montler	32	G	Colorado
3	Carl Garrett	58	RB	N.M. Highlands
4	(Pick to Denver through Kansas City			
5	Onree Jackson	110	QB	Alabama A&M
6	(Pick to Oakland)			
7	Rick Hackley	162	T	New Mexico State
8	Bob Gladieux	188	RB	Notre Dame
9a	Steve Alexakos	209	G-LB	San Jose St.
9b	Joe Walker	214	DE	Albany State
10	Dennis Devlin	240	DB	Wyoming
11	Barry Gallup	266	SE	Boston College
12	Richard Lee	292	DT	Grambling
13	Joe Leasey	318	LB	Alcorn A&M
14	John Cagle	344	LB	Clemson
15	Brant Conley	370	RB-P	Tulsa
16	Jim Vuono	396	LB	Adams State
17	George Muse	422	LB-DB	Grambling

1969 DRAFT NOTES

4 Pick to Denver through Kansas City for RB Gene Thomas

6 Pick to Oakland for LB John Williamson

9a Pick from Buffalo for RB Bob Cappadonna

1968

Rd	Player	Pk	Pos	College
1	Dennis Byrd	6	DT	North Carolina State
2	Tom Funchess	32	T	Jackson State
3	Aaron Marsh	60	FL	Eastern Kentucky
4	R.C. Gamble	88	RB	South Carolina St.
5	Jim Smithberger	116	DB	Notre Dame
6	Pick to Cincinnati			
7	John Schneider	170	QB	Toledo
8	Daryl Johnson	197	DB	Morgan State
9	(Pick to Houston)			
10	John Outlaw	249	DB	Jackson State
11	Paul Feldhausen	278	T	Northland, Wis.
12	James Cheyunski	305	LB	Syracuse
13	Max Huber	332	T	Brigham Young
14	Henry McKay	358	E	Guilford
15	Art McMahon	385	DB	No. Carolina St.
16	Charles Fulton	413	RB	Tennessee
17	Ed Koontz	440	LB	Catawba

1968 DRAFT NOTES

6 Pick to Cincinnati

9 Pick to Houston for QB Don Trull

1967

Rd	Player	Pk	Pos	College
1	John Charles	21	DB	Purdue
2	(Pick to Kansas City)			
3	(Pick to New York Jets)			
4	Ed Philpott	101	DE	Miami (Ohio)
5	Melvin Witt	128	DE	Arlington State
6	Ron Medlen	154	DE	SMU
7	Robert Leo	180	HB	Harvard
8	Tom Fussell	206	DT	LSU
9	Charlie Thornhill	232	DB	Michigan St.
10	John Runnels	257	LB	Penn State
11	Leroy Mitchell	283	FL	Texas Southern
12	Dave Davis	310	T	Harvard
13	Ray Ilg	336	LB	Colgate
14	Bobby Beaird	361	LB	Auburn
15	Tom Folliard	388	LB	Mississippi State
16	Dick Nocera	414	HB	Southern Conn.
17	Bobby Nichols	440	TE	Boston Univ.

1967 DRAFT NOTES

2 Pick to Kansas City

3 Pick to New York Jets for WR Jim Colclough

PATRIOTS ALL-TIME DRAFT

1966

Rd	Player	Pk	Pos	College
1a	Karl Singer	T		Purdue
1b	Willie Townes	T		Tulsa
2a	Jim Boudreaux	T		La. Tech
2b	Ken Avery	LB		Miss. Southern
3a	Harold Lucas	T		Mich. State
3b	Ed Toner	G		U. Massachusetts
4a	(Pick to New York)			
4b	Heath Wingate	T		Bowling Green
5a	John Mangum	T		Miss. Southern
5b	Ray Perkins	E		Alabama.
6a	Dan Irby	T		Louisiana Tech
6b	Joe Avezzano	G		Florida State
7a	Jim Battle	T		Southern U
7b	Brent Caston	DB		Mississippi
8a	Sam Montgomery	DB		Southern
8b	Tom Schaefer	RB		Chattanooga
9a	Doug Satcher	LB		Southern
9b	Jack White	QB		Penn State
10	Dennis Brewster	T		BYU
10b	Bob Ellis	HB		Massachusetts
11	(Pick to New York)			
11b	Jay Marion	DB		Wyoming
12	Dick Fugere	LB		Cincinnati
13	Tom Carr	FB		Bates St.
14	Bob Hall	DB		Brown
15	Billy Laird	QB		La. Tech
16	Buddy Owens	G		Michigan State
17	Dick Capp	DE		Boston College
18	John Pincavage	E-DB		Virginia
19	Joe Novogratz	G		Pittsburgh
20	Paul Soule	HB		Bowdoin

1965

Rd	Player	Pk	Pos	College
1a	Jerry Rush	T		Michigan State
1b	Dave McCormick	T		LSU
2a	(Pick to Houston)			
2b	Bob Kowalkowski	T		Virginia
3a	Jim Whalen	E		Boston College
3b	Bob Cappadonna	FB		Northeastern
4a	Ellis Johnson	HB		S.E. Louisiana
4b	Dick Arrington	G		Notre Dame
5a	Corwyn Aldredge	E		N.W. Louisiana
5b	Dennis Smith	DE		Cincinnati
6a	Justin Canale	G		Mississippi State
6b	Billy Ezell	DB		LSU
7a	Tom Neville	T		Mississippi State
7b	John Hankinson	QB		Minnesota
8a	Fred Brown	E		Miami
8b	Beau Colle	DB		LSU
9a	Bob Malone	T		Louisiana Tech
9b	Charles Brown	T		Tulsa
10	(Pick to Buffalo)			
10b	Dave Hettema	T		New Mexico
11a	John Frechette	T		Boston College
11b	Roy Schmidt	G		Long Beach State
12a	Jim Weatherly	DB		Mississippi
12b	Leon Standridge	E		San Diego State
13	Charlie Green	QB		Wittenberg
14	Jay Cunningham	HB		Bowling Green
15	Ted Rodosevitch	G		Cincinnati
16	George Pyne	T		Olivet
17a	White Graves	DB		LSU
17b	Dave Lee	E		Louisiana Tech
18	Ed Meixler	LB		Boston University
19	Jim Nance	FB		Syracuse
20	Fred Fugazzi	FB		Missouri Valley

1965 DRAFT NOTES

2a Pick to Houston for C Bob Schmidt

10 Pick to Buffalo for DE Mack Yoho

PATRIOTS ALL-TIME DRAFT

1964

Rd	Player	Pk	Pos	College
1	Jack Concannon	QB		Boston College
2	Jim Kelly	E		Notre Dame
3	(Pick to Denver)			
4	Jon Morris	E		Holy Cross
5	(Pick to San Diego)			
6	Jim Mazurek	G		Syracuse
7	T.W. Alley	T		William & Mary
8a	J.D. Garrett	HB		Grambling
8b	Roger LaLonde	T		Muskingum
9	Lennie St. Jean	E		N. Michigan
10	(Pick to Buffalo)			
11	Jim Barrett	HB		Boston College
12	(Pick to Kansas City)			
13	Joe Scarpati	DB		N. Carolina State
14	Jim Wilson	T		Georgia
15	Tony Gibbons	T		John Carroll
16	Pete Pedro	HB		West Texas State
17	Gary Wood	QB-HB		Cornell
18	Joe Tiller	T		Montana State
19	Bill Dawson	E		Florida State
20	Lonnie Farmer	LB		Chattanooga
21	Tony Lawrence	T		Bowling Green
22	Dave Archer	T		Syracuse
23	Dave Humenik	T		Notre Dame
24	Larry Bartolameolli	T		Western Michigan
25	Brian Generalovich	E		Pittsburgh
26	Dick Niglio	HB		Yale

1964 DRAFT NOTES

3 Pick to Denver

5 Pick to San Diego for DT Billy Hudson

10 Pick to Buffalo

12 Pick to Kansas City

1963

Rd	Player	Pk	Pos	College
1	Art Graham	E		Boston College
2	Lee Roy Jordan	C		Alabama
3	Bob Vogel	T		Ohio State
4	Bob Reynolds	T		Bowling Green
5	Lou Cioci	G		Boston College
6	Sam Silas	T		Southern Illinois
7	Dick Williamson	E		Alabama
8	Rod Foster	G		Ohio State
9	Jim Simon	E		Miami
10	Don McKinnon	C		Dartmouth
11a	Dave Hayes	FB		Penn State
11b	Dave Watson	G		Georgia Tech
12a	Bill Gambrell	HB		South Carolina
12b	Tim Gauntner	HB		John Carroll
13a	Dave Adams	T		Arkansas
13b	Ralph Ferrisi	FB		So. Connecticut
14	Whaley Hall	T		Mississippi
15	Bob Dentel	C		Miami
16	Wes Bryant	T		Arkansas
17	Tom Neumann	HB		Michigan
18	Dave O'Brien	T		Boston College
19	Pat McCarthy	QB		Holy Cross
20	Jim Bradshaw	HB		Chattanooga
21	Gary Sherman	HB		Bowling Green
22	Nate Craddock	FB		Parsons
23	Al Snyder	HB		Holy Cross
24	Dick Schultz	T		Ohio
25	Dennis Gaubatz	G		Louisiana State U
26	Jim Tullis	HB		Florida A&M
27	Dave Adams	T		Arkansas
28	Ron Whaley	HB		Chattanooga
29	Dick Kelly	G		Georgia

1963 DRAFT NOTES

11a Pick from Houston

12a Pick from Buffalo

PATRIOTS ALL-TIME DRAFT

1962

Rd	Player	Pk	Pos	College
1	Gary Collins	E		Maryland
2	Leroy Jackson	HB		W. Illinois
3	Sherwyn Thorson	G		Iowa
4	(Pick to Houston)			
5	(Pick to Dallas)			
6	John Schopf	T		Michigan
8	Bennie McRae	HB		Michigan
9	Bill Triplett	FB		Miami, Ohio
10	John Knight	HB		Valparaiso
11	(Pick to Buffalo)			
12	(Pick to Oakland)			
13	Nick Buoniconti	G		Notre Dame
14	Chuck Sieminski	T		Penn State
15	Gerry Goerlitz			N. Michigan
16	Ken Byers	G		Cincinnati
17	Scott Maentz	E		Michigan
18	Tom Chandler	T		Florida A&M
19	Ron Myers	E		Villanova
20	Tom Neck	HB		LSU
21	John Traynham	HB		VMI
22	Bob Asack	T		Columbia
23	Walt Crate	HB		Penn Military
24	Don Christman	C		Richmond
25	Bob Stem	C		Syracuse
26	Jim Field	QB		LSU
27	Al Gursky	HB		Penn State
28	Charles Dickerson	T		Illinois
29	Julius Fincke	T		McNeese State
30	John L. Finn	T		Louisville
31	Mike Ingram	G		Ohio State
32	Charles Taylor	HB		Mississippi
33	Steve Jastrzembski	E		Pittsburgh
34	Ray Lardani	T		Miami (Fla.)

1962 DRAFT NOTES

4 Pick to Houston for G Houston Antwine

1961

Rd	Player	Pk	Pos	College
1	Tommy Mason	HB		Tulane
2	Rip Hawkins	C		North Carolina
3	Danny LaRose	E		Missouri
4	Mike Zeno	G		Virginia Tech
5	Fran Tarkenton	QB		Georgia
6	Larry Eisenhauer	T		Boston College
7	Paul Terhes	QB		Bucknell
8	Charles Long	G		Chattanooga
9	Roland Lakes	C		Wichita
10	Richard Mueller	E		Kentucky
11	Mel West	HB		Missouri
12	Wayne Harris	C		Arkansas
13	Dan Underwood	T		McNeese State
14	James Wright	QB		Memphis State
15	(Pick to Dallas)			
16	George Balthazar	T		Tennessee A&I
17	Ray Ratkowski	HB		Notre Dame
18	Tom Rodgers	HB		Kentucky
19	Joe Bellino	HB		Navy
20	Clarence Childs	HB		Florida A&M
21	Don Oakes	G		VPI
22	Bob Johnson	E		Michigan
23	Darrel DeDecker	C		Illinois
24	Don Webb	HB		Iowa State
25	Robert Minihane	T		Boston University
26	Charles Granger	T		Southern U. (La.)
27	Terry Huxhold	T		Wisconsin
28	Bryant Harvard	QB		Auburn
29	Ernie McMillan	T		Illinois
30	George Hultz	T		Mississippi Southern

PATRIOTS ALL-TIME DRAFT

1960

FIRST SELECTIONS:

Player	Pk	Pos	College
Buddy Allen	HB		Utah State
Ron Burton	HB		Northwestern
Dale Chamberlain	FB		Miami, O.
Henry Christopher	E		SMU
Dan Colchico	E		San Jose State
Jack Cummings	QB		North Carolina St.
James Davis	C		Oklahoma
Serafino Fazio	C		Pittsburgh
Max Fugler	C		LSU
Jim Gardner	T		Duke
James Goodyear	T-G		Wake Forest
Dave Harris	HB		Kansas
Al Henderson	T		Colorado State
James Hickman	T-G		Penn State
Robert Kranz	FB		Penn State
Joe Kulbacki	HB		Purdue
Dee Mackey	E		E. Texas St.
Leon Manley	G		W. Texas St.
Cliff Manning	T-G		Hardin-Simmons
Pete Manning	E		Wake Forest
Edward Mazurek	T		Xavier
Bill Meglen	G		Utah State
Frank Mestnik	FB		Marquette
Ron Mix	T		USC
Irvin Nikolai	E		Stanford
Jim Prestel	T		Idaho
Bob Salerno	G		Colorado
Gerhard Schwedes	HB		Syracuse
Richard Soergel	QB		Oklahoma St.
Larry Wagner	T		Vanderbilt
Harvey White	QB		Clemson
Tirey Wilemon	HB		SMU
Gary Wisener	E		Baylor

1960 SECOND SELECTIONS:

Player	Pk	Pos	College
1. Dave Ames	HB		Richmond
2. James Boeke	T/G		Heidelberg
3. Billy Brewer	QB		Ole Miss.
4. Emanuel Congedo	T/G		Villanova
5. Pat Dye	T/G		Georgia
6. John Farrington	WR		Prairie View
7. Rich Grecni	C		Ohio U.
8. Bud Jones	WR		SMU
9. Don Kacmarek	T/G		North Dakota
10. John Lawrence	T/G		North Carolina St.
11. Ron Maltony	T/G		Purdue
12. Bobby Pate	RB		Presbyterian
13. Jack Rudolph	LB		Georgia Tech
14. Frank Sally	T/G		California
15. Bob Spada	E		Duke
16. Pete Tunney	HB		Occidental
17. Jim Webster	HB		Marquette
18. John Wilcox	T/G		Oregon

PATRIOTS TRADES 2000-04

2000

4/16 The Patriots acquired San Francisco's 2001 sixth-round pick for the Patriots 2000 seventh-round pick (212th overall), which was acquired from Philadelphia.

8/7 The Patriots acquired Dane Looker from St. Louis for a sixth round draft choice in 2002.

2001

4/21 The Patriots acquired Pittsburgh's 2001 second-round (50th overall) and fourth-round (112th overall) picks for the Patriots 2001 second-round (39th overall - LB Kendrell Bell) pick.

4/21 The Patriots acquired Detroit's 2001 second-round (48th overall pick for a 2001 second-round (50th overall, from Pittsburgh) pick and sixth-round (173rd overall, from San Francisco) pick.

4/21 The Patriots acquired Minnesota's 2001 third-round (86th overall) pick and fourth-round (119th overall) pick for the Patriots third-round (69th overall) pick.

4/22 The Patriots acquired San Diego's 2001 fourth-round (96th overall - OL Kenyatta Jones) pick for the Patriots fourth-round (112th overall) and fifth-round (139th overall) picks.

4/22 The Patriots acquired Detroit's 2001 sixth-round (180th overall) and seventh-round (216th overall) picks for the Patriots 2001 fifth-round (149th overall, from N.Y. Jets) pick.

4/22 The Patriots acquired Jacksonville's 2002 fifth-round pick for the Patriots 2001 sixth-round (170th overall) pick.

2002

3/8 The Patriots acquired Green Bay's fourth-round draft pick (117th overall) in the 2002 draft and a conditional pick in the 2003 draft (fourth round - 128th overall) for WR Terry Glenn.

4/20 The Patriots acquired Washington's first-round pick (21st overall) in the 2002 draft in exchange for their 2002 first-round pick (32nd overall), third-round (96th overall) and seventh-round (234th overall) picks.

4/21 The Patriots acquired Buffalo's 2003 first-round pick (14th overall) in exchange for QB Drew Bledsoe.

4/21 The Patriots acquired Denver's fourth-round pick (117th overall) in exchange for their 2002 fourth-round (131st overall) and fifth-round (144th overall) picks.

4/21 The Patriots acquired Dallas's seventh-round selection (237th overall), along with their 2003 fifth-round choice, in exchange for the Patriots 2002 fifth-round pick (168th overall).

6/27 The Patriots acquired an undisclosed future draft pick from St. Louis for LB Kole Ayi.

8/19 The Patriots traded veteran offensive tackle Grant Williams to St. Louis in exchange for a seventh-round (225th overall) draft pick.

2003

3/6 The Patriots traded tackle Greg Randall to Houston in exchange for a fifth-round (154th overall) draft choice in the 2003 draft.

3/6 The Patriots traded a third (81st overall) and fifth-round (140th overall) selection in the 2003 draft to Washington in exchange for a third-round pick (75th overall) in 2003 and a fourth-round pick in 2004.

4/14 The Patriots traded safety Tebucky Jones to New Orleans for a third-round pick (78th overall) and seventh-round pick (239th overall) in the 2003 draft, as well as a fourth-round pick in the 2004 draft (113th overall).

4/25 The Patriots traded a third-round pick in 2003 (78th overall) to Miami for their second-round pick (56th overall) in the 2004 draft.

4/26 The Patriots traded a first round pick in 2003 (14th overall) and a 2003 sixth-round pick (193rd overall) to Chicago for their first round pick (13th overall).

4/26 The Patriots traded a first round pick in 2003 (19th overall) to Baltimore for a 2003 second-round pick (41st overall) and their 2004 first-round pick (21st overall).

4/26 The Patriots traded a second-round pick (41st overall) and a third-round pick (75th overall) to Houston for a second-round pick (36th overall) and a fourth-round pick (117th overall).

4/26 The Patriots traded a second-round pick (50th overall) and a fourth-round pick (120th overall) to Carolina for a second-round pick (45th overall).

4/27 The Patriots traded a fourth-round pick (128th overall) and a fifth round pick (157th overall) to Denver for a fourth-round pick (120th overall).

4/27 The Patriots traded a fifth-round pick (154th overall) and a seventh-round pick (225th overall) to Tennessee for a fifth-round pick (164th overall), a sixth round pick (201st overall) and a seventh-round pick (243rd overall).

8/19 The Patriots acquired NT Ted Washington from Chicago in exchange for a 2004 fourth-round pick (104th overall).

8/26 The Patriots acquired G Jamil Soriano from Chicago for a conditional draft pick.

2004

4/19 The Patriots acquired RB Corey Dillon from Cincinnati for a 2004 second-round draft pick (56th overall).

8/17 The Patriots traded LB Quinn Dorsey to Chicago for a conditional draft pick.

PATRIOTS TRADES 2005-09

2005

3/4 The Patriots acquired CB Duane Starks from Arizona along with a fifth-round pick in the 2005 draft (145th overall) in exchange for a third-round pick (95th overall) and a fifth-round pick (168th overall).

4/23 The Patriots traded a second-round pick in the 2005 draft (64th overall) to Baltimore in exchange for a third-round pick in 2005 (84th overall), a sixth-round pick in 2005 (195th overall) and Baltimore's third-round pick in the 2006 draft (75th overall).

4/24 The Patriots traded a fifth-round pick in the 2005 draft (145th overall) and a sixth-round pick in the 2005 draft (206th overall) to Detroit in exchange for Detroit's fourth-round pick in the 2006 draft (106th overall).

4/24 The Patriots traded a sixth-round pick in the 2005 draft (195th overall) and a seventh-round pick in the 2005 draft (246th overall) to Green Bay in exchange for a sixth-round pick in the 2005 draft (175th overall).

4/24 The Patriots traded a sixth-round pick in the 2005 draft (175th overall) to Oakland in exchange for a seventh-round pick in the 2005 draft (230th overall) and a fifth-round pick in the 2006 draft (136th overall).

8/22 The Patriots acquired WR Andre' Davis from Cleveland in exchange for a 2006 fifth-round draft pick (152nd overall).

2006

4/29 The Patriots traded a second-round pick in the 2006 draft (52nd overall) and a third-round pick in the 2006 draft (75th overall) to Green Bay in exchange for a second-round pick in the 2006 draft (36th overall).

6/6 The Patriots acquired DT Johnathan Sullivan from New Orleans in exchange for WR Bethel Johnson.

8/8 The Patriots traded OL Ross Tucker to Cleveland in exchange for a conditional draft pick.

8/21 The Patriots traded T Brandon Gorin to Arizona in exchange for a sixth-round pick in the 2007 NFL Draft (180th overall).

9/1 The Patriots traded RB Patrick Cobbs to Pittsburgh in exchange for a conditional draft pick.

9/2 The Patriots acquired WR Doug Gabriel from Oakland in exchange for a fifth-round pick in the 2007 NFL Draft (165th overall).

9/11 The Patriots traded WR Deion Branch to Seattle in exchange for a first-round pick in the 2007 NFL Draft (24th overall).

2007

3/5 The Patriots acquired WR Wes Welker from the Miami Dolphins in exchange for a second-round pick in the 2007 NFL Draft (60th overall) and a seventh-round pick in the 2007 NFL Draft (238th overall).

4/28 The Patriots traded a first-round pick in the 2007 NFL Draft (28th overall) to San Francisco in exchange for a first-round pick in the 2008 NFL Draft and a fourth-round pick in the 2007 NFL Draft (110th overall - later traded for WR Randy Moss).

2007 (CONT.)

4/28 The Patriots traded a third-round pick in the 2007 NFL Draft (91st overall) to Oakland in exchange for a third-round pick in the 2008 NFL Draft and a seventh-round pick in the 2007 NFL Draft (211th overall).

4/29 The Patriots acquired WR Randy Moss from Oakland in exchange for a fourth-round pick in the 2007 NFL Draft (110th overall).

8/7 The Patriots acquired CB Dante Wesley from Chicago in exchange for a conditional draft pick.

2008

4/26 The Patriots acquired a 2008 first-round pick (10th overall) and a 2008 third-round pick (78th overall) from New Orleans in exchange for a 2008 first-round pick (7th overall) and a 2008 fifth-round pick (164th overall).

4/27 The Patriots acquired a 2009 second-round pick (47th overall) and a 2008 fifth-round pick (160th overall) from San Diego in exchange for a 2008 third-round pick (69th overall).

4/27 The Patriots acquired a 2008 fifth-round pick (153rd overall) from Tampa Bay in exchange for a 2008 fifth-round pick (160th overall) and a 2008 seventh-round pick (238th overall).

2009

2/28 The Patriots acquired a 2009 second-round pick (34th overall – S Patrick Chung) from Kansas City in exchange for quarterback Matt Cassel and linebacker Mike Vrabel.

3/5 The Patriots acquired wide receiver Greg Lewis and an undisclosed pick in the 2010 NFL Draft from Philadelphia in exchange for a 2009 fifth-round pick(159th overall – T Fenuki Tupou).

4/25 The Patriots acquired a 2009 first-round pick (26th overall – LB Clay Matthews) and a 2009 fifth-round pick (162nd overall – T Jamon Meredith) from Baltimore in exchange for a 2009 first-round pick (23rd overall – T Michael Oher).

4/25 The Patriots acquired a 2009 second-round pick (41st overall – DB Darius Butler), a 2009 third-round pick (73rd overall – RB Derek Cox) and a 2009 third-round pick (83rd overall – WR Brandon Tate) from Green Bay in exchange for a 2009 first-round pick (26th overall – LB Clay Matthews) and a 2009 fifth-round pick (162nd overall – T Jamon Meredith).

4/25 The Patriots acquired a 2009 second-round pick (40th overall – DL Ron Brace) from Oakland in exchange for a 2009 second-round pick (47th overall – S Michael Mitchell), a 2009 fourth-round pick (124th overall – WR Louis Murphy) and a 2009 sixth-round pick (199th overall – DE Stryker Sulak).

4/26 The Patriots acquired a 2009 seventh-round pick (232nd overall) and a 2010 second-round pick from Jacksonville in exchange for a 2009 third-round pick (73rd overall – RB Derek Cox).

4/26 The Patriots acquired a 2010 second-round pick from Tennessee in exchange for a 2009 third-round selection (89th overall – TE Jared Cook).

PATRIOTS TRADES 2009-12

2009 (CONT.)

4/26 The Patriots acquired a 2009 fifth-round pick (137th overall – LB Jason Phillips) and a 2009 fifth-round pick (141st overall – WR Kenny McKinley) from Philadelphia in exchange for CB Ellis Hobbs.

4/26 The Patriots acquired a 2009 fourth-round pick (123rd overall – OL Rich Ohrnberger) and a 2009 sixth-round pick (198th overall – LS Jake Ingram) from Baltimore in exchange for a 2009 fifth-round pick (137th overall – LB Jason Phillips) and a 2009 fifth-round pick (141st overall – WR Kenny McKinley).

4/30 The Patriots acquired TE Alex Smith from Tampa Bay in exchange for a 2010 fifth-round draft pick.

8/6 The Patriots acquired LB Derrick Burgess from Oakland in exchange for a 2010 third-round draft pick and a 2010 fifth-round pick.

8/17 The Patriots acquired a 2010 fifth-round pick from Denver in exchange for DL Le Kevin Smith and a 2010 seventh-round pick.

8/25 The Patriots acquired a seventh-round pick in 2010 from Denver in exchange for OL Russ Hochstein.

9/5 The Patriots acquired a 2011 sixth-round draft pick from New Orleans in exchange for TE David Thomas.

9/5 The Patriots acquired TE Michael Matthews from the New York Giants for a conditional draft pick.

9/6 The Patriots acquired a 2011 first-round draft selection from Oakland in exchange for DE Richard Seymour.

9/22 The Patriots acquired LB Prescott Burgess from Baltimore in exchange for a conditional draft selection.

2010

4/23 The Patriots acquired Denver's 2010 first-round pick (24th overall) and their 2010 fourth-round pick (113th overall) during a 2010 draft day trade in exchange for the Patriots 2010 first-round pick (22nd overall).

4/23 The Patriots acquired Dallas's 2010 first-round pick 27th overall) and their 2010 third-round pick (90th overall) during a 2010 draft day trade in exchange for the Patriots 2010 first-round pick (24th overall) and a 2010 fourth-round pick (119th overall).

4/24 The Patriots acquired Oakland's 2010 second-round pick (42nd overall) during a 2010 draft day trade in exchange for a 2010 second-round pick (44th overall) and the Patriots assigned 2010 sixth-round pick (190th overall).

4/24 The Patriots acquired Arizona's 2010 second-round pick (58th overall) and 2010 third-round pick (89th overall) during a 2010 draft day trade in exchange for a 2010 second-round pick (47th overall). The Patriots had acquired the 47th overall in a draft day trade in exchange for a 2009 third-round selection (Jared Cook).

4/24 The Patriots acquired Carolina's 2011 second-round pick during a 2010 draft day trade in exchange for the Patriots third-round pick (89th pick overall).

4/24 The Patriots acquired Houston's 2010 second-round pick (62nd overall) and 2010 fifth-round pick (150th overall) during a draft day trade in exchange for the Patriots 2010 second-round pick (58th overall).

2010 (CONT.)

4/24 The Patriots acquired Washington's 2010 seventh-round pick (208th overall) during a 2010 draft day trade in exchange for two Patriots 2010 seventh-round picks (229th overall) and (231st overall).

8/23 The Patriots acquired OL Quinn Ojinnaka from Atlanta for a 2011 seventh-round draft pick.

9/5 The Patriots acquired S Jarrad Page from Kansas City for a 2012 seventh-round pick.

9/5 The Patriots acquired LB Tracy White and a 2012 seventh-round pick from Philadelphia for a 2012 sixth-round pick.

9/14 The Patriots traded RB Laurence Maroney and a 2011 sixth-round draft pick to Denver for a fourth-round pick in 2011.

10/6 The Patriots traded WR Randy Moss and a seventh-round draft pick in 2012 to Minnesota for a 2011 third-round pick (74th overall).

10/12 The Patriots acquired WR Deion Branch in a trade with Seattle in exchange for 2011 fourth-round pick (99th overall).

2011

4/28 The Patriots acquired New Orleans' 2012 first-round pick and their 2011 second-round pick (56th overall) during a 2011 draft day trade in exchange for the Patriots 2011 first-round pick (28th overall).

4/29 The Patriots acquired Houston's 2011 third-round pick (73rd overall) and 2011 fifth-round pick (138th overall) in exchange for the Patriots 2011 second-round pick (60th overall).

4/29 The Patriots acquired Oakland's 2012 second-round pick and 2011 seventh-round pick (219th overall) in exchange for the Patriots 2011 third-round pick (92nd overall) and 2011 fourth-round pick (125th overall).

4/30 The Patriots acquired Philadelphia's 2011 sixth-round pick (194th overall) in exchange for the Patriots 2011 sixth-round pick (193rd overall).

7/29 The Patriots acquired DL Albert Haynesworth from Washington in exchange for a 2013 fifth-round pick.

7/29 The New England Patriots acquired WR Chad Ochocinco from Cincinnati in exchange for a 2012 fifth-round pick (166th overall) and a 2013 sixth-round pick.

2012

4/26 The Patriots acquired Cincinnati's 2012 first-round pick (21st overall) during a 2012 draft day trade in exchange for the Patriots 2012 first-round pick (27th overall) and third-round pick (93rd overall)

4/26 The Patriots acquired Denver's 2012 first-round pick (25th overall) during a 2012 draft day trade in exchange for the Patriots 2012 first-round pick (31st overall) and a 2012 fourth-round pick (126th overall).

4/27 The Patriots acquired Green Bay's 2012 third-round pick (90th overall) and fifth-round pick (163rd overall) in exchange for the Patriots 2012 second-round pick (62nd overall).

PATRIOTS TRADES 2012-16

2012 (CONT.)

4/28 The Patriots acquired Green Bay's 2012 sixth-round pick (197th overall) and Green Bay's two 2012 seventh-round picks (224th overall) and (235th overall) in exchange for the Patriots fifth-round pick (163rd overall). The fifth-round pick was originally obtained in a trade with Green Bay earlier in the 2012 draft.

9/1 The Patriots acquired WR Greg Salas from St. Louis in a trade on September 1, 2012, in exchange for a 2015 seventh-round draft choice.

11/1 The Patriots acquired CB Aqib Talib and a 2013 seventh-round pick from Tampa Bay in a trade on November 1, 2012, in exchange for a 2013 fourth-round draft pick (126th overall).

2013

4/25 The Patriots acquired Minnesota's 2013 second-round pick (52nd overall), third-round pick (83rd overall), fourth-round pick (102nd overall) and seventh-round pick (229th overall) during a draft day trade in exchange for the Patriots 2013 first-round pick (29th overall).

4/27 The Patriots acquired RB LeGarrette Blount from Tampa Bay in a draft day trade with Tampa Bay in exchange for RB Jeff Demps and a 2013 seventh-round pick (229th overall).

10/29 The Patriots acquired DT Isaac Sopoaga and a 2014 sixth-round pick from Philadelphia in exchange for a 2014 fifth-round pick (169th overall).

2014

5/9 The Patriots acquired Jacksonville's 2014 fourth-round pick (105th overall) and sixth-round pick (179th overall) during a 2014 draft day trade in exchange for the Patriots 2014 third-round pick (93rd overall).

8/13 The Patriots acquired DL Ben Bass from Dallas in exchange for DB Justin Green.

8/13 The Patriots acquired DL Jerel Worthy from Green Bay for a conditional draft pick.

8/26 The Patriots acquired TE Tim Wright from Tampa Bay and a 2015 fourth-round pick (101st overall) in exchange for G Logan Mankins.

8/31 The Patriots acquired a 2016 seventh-round draft choice from Houston in exchange for QB Ryan Mallett.

10/22 The Patriots acquired LB Akeem Ayers and a 2015 seventh-round draft pick (219th overall) from Tennessee in exchange for the Patriots 2015 sixth-round draft pick (208th overall).

10/28 The Patriots acquired LB Jonathan Casillas and a 2015 sixth-round draft pick (178th overall) from Tampa Bay in exchange for the Patriots 2015 fifth-round draft pick (168th overall).

2015

5/1 The Patriots acquired Cleveland's 2015 fourth-round pick (111th overall), fifth-round pick (147th overall) and sixth-round pick (202nd overall) in a 2015 draft day trade in exchange for the Patriots 2015 third-round pick (96th overall) and the Patriots seventh-round pick (219th overall).

2015

5/2 The Patriots acquired Green Bay's 2015 fifth-round pick (166th overall) and seventh-round pick (247th overall) in a 2015 draft day trade in exchange for the Patriots 2015 fifth-round pick (147th overall).

8/11 The Patriots acquired G Ryan Groy from Chicago in exchange for LB Matthew Wells.

8/18 The Patriots acquired TE Asante Cleveland from San Francisco in exchange for OL Jordan Devey.

8/26 The Patriots acquired OL Michael Williams from Detroit in exchange for a 2017 seventh-round draft pick.

9/1 The Patriots acquired WR Jalen Saunders from New Orleans in exchange for a conditional 2018 pick.

9/17 The Patriots acquired WR Keshawn Martin from Houston in exchange for a 2016 fifth-round draft pick (166th overall).

9/29 The Patriots acquired LB Jonathan Bostic from Chicago in exchange for a 2016 sixth-round draft pick (204th overall).

10/1 The Patriots acquired DL Akiem Hicks from New Orleans in exchange for TE Michael Hoomanawanui.

2016

3/15 The Patriots acquired Arizona's 2016 second-round pick (61st overall) and G Jonathan Cooper in exchange for DE Chandler Jones.

3/17 The Patriots acquired Chicago's 2016 sixth-round draft pick (204th overall) and TE Martellus Bennett in exchange for the Patriots 2016 fourth-round draft pick (127th overall).

4/29 The Patriots acquired New Orleans' 2016 third-round pick (78th overall) and fourth-round pick (112th overall) in a draft day trade in exchange for the Patriots 2016 second-round pick (61st overall).

4/30 The Patriots acquired Miami's 2016 fifth-round pick (147th overall) in a 2016 draft day trade in exchange for two of the Patriots 2016 sixth-round picks (196th overall and 204th overall) and the Patriots 2016 seventh-round pick (250th overall).

4/30 The Patriots acquired Seattle's 2016 seventh-round pick (225th overall) and Seattle's 2017 fourth-round pick in a draft day trade in exchange for the Patriots 2016 fifth-round pick (147th overall) and the Patriots 2016 seventh-round pick (243 overall).

5/9 The Patriots traded LB Jonathan Bostic to Detroit in exchange for a conditional draft pick.

8/25 The Patriots acquired LB Barkevious Mingo from Cleveland in exchange for a 2017 fifth-round draft pick (175th overall).

9/7 The Patriots acquired DB Eric Rowe from Philadelphia in exchange for a 2018 fourth-round draft pick.

10/25 The Patriots traded TE AJ Derby to Denver in exchange for a 2017 fifth-round draft pick (163rd overall).

10/25 The Patriots acquired LB Kyle Van Noy and a 2017 seventh-round draft pick (239th overall) from Detroit in exchange for a 2017 sixth-round draft pick (215th overall).

PATRIOTS TRADES 2016-18

2016 (CONT.)

10/31 The Patriots acquired a 2017 third-round draft pick (103rd overall) from Cleveland in exchange for LB Jamie Collins.

2017

3/9 The Patriots acquired Indianapolis's 2017 sixth-round pick (200th overall) and TE Dwayne Allen in exchange for the Patriots 2017 fourth-round draft pick (137th overall).

3/11 The Patriots acquired DE Kony Ealy from Carolina along with a 2017 third-round draft pick (72nd overall) in exchange for their 2017 second-round draft pick (64th overall).

3/11 The Patriots acquired WR Brandin Cooks and a 2017 fourth-round draft pick (118th overall) from New Orleans in exchange for their 2017 first-round pick (32nd overall) and 2017 third-round pick (103rd overall).

4/28 The Patriots acquired Tennessee's 2017 third-round pick (83th overall) and fourth-round pick (124th overall) in a draft day trade in exchange for the Patriots 2017 third-round pick (72nd overall) and sixth-round pick (200th overall).

4/28 The Patriots acquired Detroit's 2017 third-round pick (85th overall) in a draft day trade in exchange for the Patriots 2017 third-round pick (96th overall) and fourth-round pick (124th overall).

4/29 The Patriots acquired TE James O'Shaughnessy and a 2017 sixth-round draft pick (216th overall) in a draft day trade with Kansas City in exchange for a 2017 fifth-round draft pick (183rd overall).

4/29 The Patriots acquired Dallas's 2017 sixth-round pick (211th overall) in a draft day trade in exchange for the Patriots 2017 sixth-round pick (216th overall) and seventh-round pick (239th overall).

8/29 The Patriots acquired LB Marquis Flowers from Cincinnati in exchange for a 2018 seventh-round draft pick (249th overall).

9/1 The Patriots traded DB Justin Coleman to Seattle in exchange for a 2018 seventh-round draft pick (250th overall).

9/2 The Patriots traded QB Jacoby Brissett to Indianapolis in exchange for WR Phillip Dorsett.

9/2 The Patriots acquired CB Johnson Bademosi from Detroit in exchange for a 2019 sixth-round draft pick.

9/2 The Patriots acquired DE Cassius Marsh from Seattle in exchange for a 2018 fifth-round draft pick (168th overall) and a 2018 seventh-round draft pick (250th overall).

10/30 The Patriots traded QB Jimmy Garoppolo to San Francisco in exchange for their 2018 second-round draft pick (43rd overall).

2018

3/15 The Patriots acquired DL Danny Shelton from Cleveland and a 2018 fifth-round draft pick (159th overall) in exchange for the Patriots 2019 third-round draft pick.

3/15 The Patriots acquired CB Jason McCourty from Cleveland and a 2018 seventh-round draft pick (219th overall) in exchange for the Patriots 2018 sixth-round draft pick (205th overall).

3/19 The Patriots acquired WR Cordarrelle Patterson and a 2018 sixth-round draft pick (210th overall) from Oakland in exchange for the Patriots 2018 fifth-round draft pick (159th overall).

4/4 The Patriots acquired a 2018 first-round draft pick (23rd overall) and a 2018 sixth-round draft pick (198th overall) from the Los Angeles Rams in exchange for WR Brandin Cooks and the Patriots 2018 fourth-round draft pick (136th overall).

4/27 The Patriots acquired OL Trent Brown and a fifth-round draft pick (143rd overall) in a draft day trade with San Francisco in exchange for a third-round draft pick (95th overall).

4/27 The Patriots acquired Detroit's 2018 second-round draft pick (51st overall) and 2018 fourth-round draft pick (117th overall) in a draft day trade in exchange for the Patriots 2018 second-round draft pick (43rd overall).

4/27 The Patriots acquired Chicago's 2019 second-round draft pick (56th overall) and their 2018 fourth-round draft pick (105th overall) in a draft day trade in exchange for the Patriots 2018 second-round draft pick (51st overall).

4/27 The Patriots acquired Tampa Bay's 2018 second-round draft pick (56th overall) in a draft day trade in exchange for the 2018 second-round draft pick (63rd overall) and a 2018 fourth-round draft pick (117th overall).

4/28 The Patriots acquired Cleveland's 2018 fourth-round draft pick (114th overall) and 2018 sixth-round draft pick (178th overall) in a draft day trade in exchange for a 2018 fourth-round draft pick (105th overall).

4/28 The Patriots acquired Detroit's 2019 third-round draft pick (73rd overall) in a draft day trade in exchange for a 2018 fourth-round draft pick (114th overall).

4/28 The Patriots acquired Kansas City's two 2018 seventh-round draft picks (233rd overall and 243rd overall) in a draft day trade in exchange for a 2018 sixth-round draft pick (198th overall).

4/28 The Patriots acquired Philadelphia's 2018 seventh-round draft pick (250th overall) and a 2019 seventh-round draft pick (239th overall) in a draft day trade in exchange for a 2018 seventh-round draft pick (233rd overall).

8/31 The Patriots acquired a 2020 seventh-round draft pick from Atlanta in exchange for DB Jordan Richards.

9/17 The Patriots acquired WR Josh Gordon and a conditional 2019 seventh-round draft pick (243rd overall) from Cleveland in exchange for a 2019 fifth-round draft pick (170th overall).

PATRIOTS TRADES 2019-20

2019

3/14 The Patriots acquired DL Michael Bennett and a 2020 seventh-round draft pick (235th overall) from Philadelphia in exchange for a 2020 fifth-round draft pick.

4/26 The Patriots acquired the L.A. Rams 2019 second-round draft pick (45th overall) in a draft day trade in exchange for a 2019 second-round draft pick (56th overall) and a 2019 third-round draft pick (101st overall).

4/26 The Patriots acquired Seattle's 2019 third-round draft pick (77th overall) and 2019 fourth-round draft pick (118th overall) in a draft day trade in exchange for a 2019 second-round pick (64th overall).

4/26 The Patriots acquired Chicago's 2019 third-round draft pick (87th overall), 2019 fifth-round draft pick (162nd overall) and 2020 fourth-round draft pick (125th overall) in a draft day trade in exchange for a 2019 third-round draft pick (73rd overall) and 2019 sixth-round draft pick (205th overall).

4/26 The Patriots acquired the L.A. Rams 2019 third-round pick (101st overall) and 2019 fourth-round pick (133rd overall) in a draft day trade in exchange for a 2019 third-round pick (97th overall) and a 2019 fifth-round pick (162nd overall). The Patriots had traded the 101st pick to the Rams in an earlier draft day trade.

4/27 The Patriots acquired the L.A. Rams 2019 fifth-round draft picks (162nd overall) and (167th overall) in a draft day trade in exchange for a 2019 fourth-round draft pick (134th overall) and a 2019 seventh-round draft pick (243rd overall). The Patriots originally acquired the 162nd overall pick in a 2019 draft day trade with Chicago and then traded to the L.A. Rams in a draft day trade before re-acquiring the pick.

4/27 The Patriots acquired Minnesota's 2019 fifth-round draft pick (159th overall) in a draft day trade in exchange for a 2019 fifth-round draft pick (162nd overall) and a 2019 seventh-round pick (239th overall).

4/27 The Patriots acquired Philadelphia's 2019 fifth-round draft pick (163rd overall) in a draft day trade in exchange for a 2019 fifth-round (167th overall) pick and a 2019 seventh-round draft pick (246th overall).

4/29 The Patriots acquired Seattle's 2020 seventh-round draft pick (241st overall) in exchange for TE Jacob Hollister.

8/13 The Patriots acquired TE Eric Saubert from Atlanta for a conditional 2020 draft pick.

8/29 The Patriots acquired OL Korey Cunningham from Arizona in exchange for a 2020 sixth-round draft pick (202nd overall).

8/29 The Patriots acquired OL Jermaine Eluemunor and a 2020 sixth-round draft pick (207th overall) from Baltimore in exchange for a 2020 fourth-round draft pick (129th overall).

8/31 The Patriots acquired OL Russell Bodine from Buffalo in exchange for a 2020 sixth-round draft pick (207th overall).

8/31 The Patriots acquired Denver's 2020 sixth-round draft pick (195th overall) in exchange for DB Duke Dawson Jr. and a 2020 seventh-round draft pick (237th overall).

2019 (CONT.)

9/1 The Patriots acquired Houston's 2020 sixth-round draft pick (204th overall) in exchange for DB Keion Crossen.

9/11 The Patriots acquired the New York Jets 2021 sixth-round draft pick in exchange for WR Demaryius Thomas.

10/23 The Patriots acquired WR Mohamed Sanu Sr. from Atlanta in exchange for a 2020 second-round draft pick (55th overall).

10/25 The Patriots acquired a 2021 sixth-round draft pick from Dallas in exchange for DL Michael Bennett.

2020

3/18 The Patriots acquired a 2020 fifth-round draft pick (172nd overall) from Detroit in exchange for DB Duron Harmon and a 2020 seventh-round draft pick (235th overall).

4/21 The Patriots acquired a 2020 fourth-round draft pick (139th overall) from Tampa Bay in exchange for TE Rob Gronkowski and a 2020 seventh-round draft pick (241st overall).

4/23 The Patriots acquired the L.A. Chargers 2020 second-round pick (37th overall) and 2020 third-round pick (71st overall) in a draft-day trade in exchange for a 2020 first-round draft pick (23rd overall).

4/24 The Patriots acquired Baltimore's 2020 second-round pick (60th overall) and a 2020 fourth-round pick (129th overall) in a draft-day trade in exchange for two 2020 third-round picks (71st overall) and (98th overall).

4/24 The Patriots acquired Las Vegas' 2020 third-round pick (91st overall) and a 2020 fifth-round pick (159th overall) in a draft-day trade in exchange for a 2020 third-round pick (100th overall), 2020 fourth-round pick (139th overall) and 2020 fifth-round pick (172nd overall).

4/24 The Patriots acquired the New York Jets 2020 third-round pick (101st overall) in a draft-day trade on April 24, 2020, in exchange for 2020 fourth-round picks (125th overall) and (129th overall) and a 2021 sixth-round draft pick.

4/25 The Patriots acquired Indianapolis' 2020 sixth-round pick (182nd overall) in a draft-day trade in exchange for 2020 sixth-round picks (212th overall) and (213th overall).

8/9 The Patriots acquired CB Michael Jackson Sr. from Detroit in exchange for a conditional 2022 draft pick.

11/3 The Patriots acquired WR Isaiah Ford from Miami in exchange for a 2022 seventh-round draft pick.

PATRIOTS TRADES 2021-24

2021

3/18 The Patriots acquired OL Trent Brown and a 2022 seventh-round draft pick from Las Vegas in exchange for a 2022 fifth-round draft pick

3/18 The Patriots acquired Houston's 2021 fourth-round pick (122nd overall) and sixth-round pick (188th overall) in exchange for the Patriots 2021 fifth-round pick (158th overall) and sixth-round pick (195th overall) and OL Marcus Cannon.

3/18 The Patriots acquired Houston's 2022 seventh-round draft pick in exchange for TE Ryan Izzo.

4/30 The Patriots acquired Cincinnati's 2021 second-round draft pick (38th overall) in a draft-day trade in exchange for a 2021 second-round pick (46th overall) and two 2021 fourth-round picks (122nd overall) and (139th overall).

8/25 The Patriots acquired a 2022 sixth-round draft pick and a 2023 fourth-round draft pick from the L.A. Rams in exchange for RB Sony Michel.

8/26 The Patriots acquired CB Shaun Wade in a trade with Baltimore in exchange for a 2022 seventh-round draft pick and a 2023 fifth-round draft pick.

8/31 Patriots acquired OL Yasir Durant in a trade with Kansas City in exchange for a 2022 seventh-round draft pick.

10/6 The Patriots acquired a 2023 sixth-round draft pick from Carolina in exchange for CB Stephon Gilmore.

2022

3/17 The Patriots acquired LB Mack Wilson in a trade with Cleveland in exchange for DL Chase Winovich.

3/17 The Patriots acquired a 2022 fifth-round draft pick in a trade with Tampa Bay in exchange for OL Shaq Mason.

4/5 The Patriots acquired WR DeVante Parker and a 2022 fifth-round draft pick in a trade with Miami in exchange for a 2023 third-round draft pick.

4/5 The Patriots acquired a 2022 sixth-round draft pick (183rd overall) and a 2022 seventh-round draft pick (245th overall) in a trade with Houston in exchange for a 2022 fifth-round draft pick (170th overall).

4/28 The Patriots acquired Kansas City's 2022 first-round draft pick (29th overall), 2022 third-round draft pick (94th overall) and 2022 fourth-round draft pick (121st overall) in a draft-day trade in exchange for a 2022 first-round draft pick (21st overall).

4/29 The Patriots acquired Kansas City's 2022 second-round draft pick (50th overall) in a draft-day trade in exchange for a 2022 second-round pick (54th overall) and 2022 fifth-round draft pick (158th overall).

4/29 The Patriots acquired Carolina's 2022 fourth-round draft pick (137th overall) and 2023 third-round draft pick in a draft-day trade in exchange for a 2022 third-round draft pick (94th overall)

2022 (CONT.)

5/13 The Patriots acquired a 2023 sixth-round draft pick in a trade with Las Vegas in exchange for QB Jarrett Stidham and a 2023 seventh-round draft pick.

7/13 The Patriots acquired a 2024 seventh-round draft pick in a trade with Chicago in exchange for WR N'Keal Harry.

9/21 The Patriots acquired a 2024 sixth-round draft pick in a trade with Las Vegas in exchange for OL Justin Herron and a 2024 seventh-round draft pick.

2023

3/15 The Patriots acquired a 2023 seventh-round draft pick (245th overall) in a trade with Atlanta in exchange for TE Jonnu Smith.

4/27 The Patriots acquired Pittsburgh's 2023 first-round draft pick (17th overall) and 2023 fourth-round draft pick (120th overall) in a draft day trade in exchange for a 2023 first-round draft pick (14th overall).

4/29 The Patriots acquired the N.Y. Jets fourth-round draft pick (112th overall) in a draft day trade in exchange for a 2023 fourth-round draft pick (120th overall) and a 2023 sixth-round draft pick (184th overall).

4/29 The Patriots acquired Las Vegas' 2023 fifth-round draft pick (144th overall) and 2023 sixth-round draft pick (214th overall) in a draft day trade in exchange for a 2023 fourth-round draft pick (135th overall).

8/27 The Patriots acquired OL Tyrone Wheatley Jr. in a trade with Cleveland in exchange for RB Pierre Strong Jr.

8/28 The Patriots acquired OL Vederian Lowe in a trade with Minnesota in exchange for a 2024 sixth-round draft pick.

8/29 The Patriots acquired a 2025 seventh-round draft pick in a trade with Tennessee in exchange for K Nick Folk.

10/5 The Patriots acquired CB J.C. Jackson and a 2025 seventh-round draft pick in a trade with the L.A. Chargers in exchange for a 2025 sixth-round draft pick.

2024

3/14 The Patriots acquired a 2024 sixth-round draft pick in a trade with Jacksonville in exchange for QB Mac Jones.

4/26 The Patriots acquired the L.A. Chargers 2024 second-round draft pick (37th overall) and 2024 fourth-round draft pick (110th overall) in a draft day trade in exchange for a 2024 second-round draft pick (34th overall) and a 2024 fifth-round draft pick (137th overall).

8/15 The Patriots acquired a 2025 third-round draft pick in a trade with Atlanta in exchange for LB Matthew Judon.

10/28 The Patriots acquired a future draft selection in a trade with Kansas City in exchange for LB Joshua Uche.

PATRIOTS TRADES 2025-26

2025

3/13 The Patriots acquired a 2026 seventh-round draft pick in a trade with New Orleans in exchange for DT Davon Godchaux.

4/3 The Patriots acquired a 2025 fifth-round draft pick (171st overall) in a trade with Dallas in exchange for QB Joe Milton III and a 2025 seventh-round draft pick (217th overall).

4/25 The Patriots acquired Carolina's 2025 third round draft pick (85th overall) and 2025 fifth-round draft pick (146th overall) in a draft day trade in exchange for a 2025 third-round draft pick (77th overall).

4/25 The Patriots acquired Kansas City 2025 third-round draft pick (95th overall) and a 2026 fourth-round draft pick in a draft day trade in exchange for a 2025 third-round draft pick (85th overall).

4/26 The Patriots acquired Seattle's 2025 fourth-round draft pick (137th overall) in a draft day trade in exchange for a 2025 fifth-round draft pick (144th overall) and 2025 seventh-round draft pick (238th overall).

4/26 The Patriots acquired Detroit's 2025 sixth-round draft pick (182nd overall) and 2025 seventh-round draft pick (228th overall) in a draft day trade in exchange for a 2025 fifth-round draft pick (171st overall).

4/26 The Patriots acquired Kansas City's 2025 seventh-round draft picks (251st overall) and (257th overall) in a draft day trade in exchange for a 2025 seventh-round draft pick (228th overall).

9/13 The Patriots acquired New Orleans' 2027 sixth-round draft pick in a trade in exchange for WR Ja'Lynn Polk and a 2028 seventh-round draft pick.

10/29 The Patriots acquired a 2026 sixth-round draft pick in a trade with San Francisco in exchange for DE Keion White and a 2026 seventh-round draft pick.

10/30 The Patriots acquired a 2026 sixth-round draft pick in a trade with Pittsburgh in exchange for S Kyle Dugger and a 2026 seventh-round draft pick.

2026

3/11 The Patriots acquired a 2027 fifth-round draft pick in a trade with Chicago in exchange for C Garrett Bradbury.

4/7 The Patriots acquired a 2027 sixth-round draft pick in a trade with Houston in exchange for LB Marte Mapu and a 2027 seventh-round draft pick.

4/23 The Patriots acquired Buffalo's 2026 first-round draft pick (28th overall) in a draft day trade in exchange for a 2026 first-round pick (31st overall) and a 2026 fourth-round draft pick (125th overall).

4/24 The Patriots acquired the L.A. Chargers 2026 second round draft pick (55th overall) in a draft day trade in exchange for a 2026 second round draft pick (63rd overall), a 2026 fourth round draft pick (131st overall) and a 2026 sixth round draft pick (202nd overall).

4/25 The Patriots acquired Jacksonville's 2026 sixth-round draft pick (196th overall) and a 2026 seventh-round draft pick (245th overall) in a draft day trade in exchange for a 2026 sixth-round draft pick (191st overall).

4/25 The Patriots acquired Minnesota's 2026 seventh-round draft pick (234th overall) and a 2027 sixth-round draft pick in a draft day trade in exchange for a 2026 sixth-round draft pick (198th overall).

6/1 The Patriots acquired WR A.J. Brown in a trade with Philadelphia in exchange for a 2028 first-round draft pick and a 2027 fifth-round draft pick.

8/10 The Patriots acquired a 2028 sixth-round draft pick in a trade with Miamion August 10, 2026 in exchange for OL Caedan Wallace and a 2029 seventh-round draft pick.

8/24 The Patriots acquired S Jaylen Reed and a 2028 seventh-round draft pick in a trade with Houston in exchange for WR Kayshon Boutte.

8/29 The Patriots acquired RB Corey Kiner in a trade with Arizona in exchange for a 2028 seventh-round draft pick.

8/30 The Patriots acquired OL Walter Rouse and a 2027 seventh-round draft pick in exchange for a 2027 sixth-round draft pick.

DRAFT KINGS 21+

BACK THE PATS WITH A PLAN

Keep every game day fun with DraftKings' responsible gaming tools

PATRIOTS

The MA Problem Gambling Helpline

Hope is here: (800)-327-5050 or gamblinghelplinema.org. Must be 21+. playwell Play with balance. Play for fun. Play well. Connect with a PlayWell Advisor at PlayWell.org.

Physically present in MA. Eligibility restrictions apply. See terms at draftkings.com/sportsbook. Wagering offered by DK Sportsbook.

RESULTS

PATRIOTS IN THE PRESEASON

1960 4-1

7/30	W	28-7	at	Buffalo	16,000
8/5	W	43-6	*	Denver	4,706
8/14	L	14-24		Dallas Texans	11,000
8/21	W	21-7	$	Buffalo	7,500
8/28	W	28-14	#	Oakland	4,000

*-at Providence $-at Worcester #-at Amherst

1961 3-1

8/10	W	14-3		N.Y. Titans	15,387
8/19	L	7-17	*	N.Y. Titans	73,916
8/25	W	28-10	$	Buffalo	4,762
9/1	W	15-12	at	Buffalo	9,022

*-at Philadelphia $-at Providence

1962 2-3

8/11	L	20-21	*	Oakland	9,000
8/15	W	12-7	at	Buffalo	22,112
8/18	L	10-20	$	Houston Oilers	31,000
8/25	W	17-10	#	N.Y. Titans	11,118
9/1	L	6-7		Buffalo	8,783

*-at Providence $-at New Orleans #-at Lowell, Mass.

1963 0-5

8/4	L	17-24	at	Oakland	9,721
8/10	L	17-50	at	San Diego	16,427
8/14	L	20-21	*	Houston Oilers	9,387
8/24	L	14-24	at	Buffalo	17,697
9/1	L	20-22	$	N.Y. Jets	12,500

*-at Lowell, Mass. $- New Brunswick, N.J.

1964 0-5

8/9	L	7-38		Houston Oilers	20,087
8/18	L	7-23	*	N.Y. Jets	6,390
8/22	L	20-21	$	N.Y. Jets	11,500
8/28	L	14-24	at	Buffalo	12,566
9/5	L	17-27	at	Denver	20,568

*-at Lowell, Mass $-at New Brunswick, N.J.

1965 0-5

8/8	L	0-23		Buffalo	23,674
8/13	L	16-26	*	N.Y. Jets	8,000
8/21	L	6-27	at	Houston Oilers	30,142
8/28	L	0-17	$	N.Y. Jets	9,217
9/4	L	7-34	at	Kansas City	15,157

*-at Allentown, Pa. $-at Norfolk, Va.

1966 1-3

8/7	L	13-19		Buffalo	23,291
8/20	W	21-10	*	Oakland	36,038
8/27	L	13-31	at	San Diego	11,894
9/1	L	3-41	$	N.Y. Jets	2,000

*-at Anaheim, Calif. $-at Mobile, Ala.

1967 1-3

8/4	L	13-55	*	N.Y. Jets	16,000
8/13	L	3-33		Baltimore Colts	29,313
8/20	W	13-10	$	Buffalo	15,300
8/26	L	7-13		Washington	15,523

*-at Bridgeport, Conn. $-at Rochester, N.Y.

1968 1-3

8/10	L	0-19	at	New Orleans	54,400
8/17	L	6-25	*	N.Y. Jets	14,000
8/23	W	19-17	$	Miami	15,003
9/2	L	20-22		Philadelphia	31,404

*-at Richmond, Va. $-at Jacksonville, Fla.

1969 2-3

8/10	W	21-13	*	Cincinnati	16,900
8/17	L	16-34		Atlanta	24,084
8/25	L	9-22	$	Detroit	8,212
8/31	W	26-10	#	Denver	18,375
9/6	L	0-13	%	Miami	18,000

*-at Bowling Green, Ohio $-at Montreal #-at Jacksonville, Fla.
%-at Birmingham, Ala.

1970 0-4

8/16	L	21-45		Washington	25,584
8/29	L	0-26	*	New Orleans	32,000
9/4	L	3-31	$	Pittsburgh	22,000
9/11	L	14-16	#	Denver	17,832

*-at Jackson, Miss. $-at Shreveport, La #-at Salt Lake City, Utah

1971 1-5

8/8	L	10-17	at	Minnesota	31,813
8/15	W	20-14		N.Y. Giants	60,423
8/22	L	14-28	at	Buffalo	31,610
8/29	L	21-31		L.A. Rams	53,271
9/5	L	35-45		Atlanta	48,631
9/10	L	9-38	*	N.Y. Jets	28,082

*- at Memphis, Tenn.

1972 2-4

8/5	L	24-31	at	Oakland	53,661
8/12	L	20-29	at	Philadelphia	30,000
8/20	W	27-17		Chicago	50,892
8/27	L	10-31		N.Y. Giants	51,470
9/2	L	24-49	at	Denver	37,128
9/10	W	34-30		Detroit	47,684

1973 1-5-1

7/28	L	7-20	*	San Francisco	19,685
8/5	T	17-17		Oakland	43,914
8/12	L	7-13		N.Y. Giants	49,209
8/18	L	10-27	at	Atlanta	56,239
8/25	W	31-6	at	New Orleans	64,131
9/2	L	14-35		Washington	50,369
9/7	L	21-34	at	Detroit	50,104

*- at Canton, Ohio

1974 4-2

8/2	W	21-16	at	Washington	16,405
8/11	L	6-21		N.Y. Giants	17,992
8/18	W	7-3		New Orleans	20,546
8/24	W	23-14	at	San Diego	18,903
8/31	L	21-27	*	Denver	18,000
9/8	W	27-17		Philadelphia	35,412

*-at Spokane, Wash.

1975 3-2

8/10	L	14-28		N.Y. Giants	40,726
8/17	W	36-10		Minnesota	40,218
8/22	L	10-24	at	Philadelphia	40,156
8/30	W ot	20-17	*	Green Bay	51,769
9/7	W	31-24		San Diego	39,502

*- at Milwaukee, Wis.

1976 3-3

8/1	W ot	13-7		N.Y. Giants	30,032
8/6	L	17-26	*	San Diego	23,800
8/15	L	14-16		Green Bay	30,552
8/21	W	28-17	at	Atlanta	30,619
8/30	L	27-30	at	Cleveland	36,016
9/5	W	20-7		Philadelphia	32,254

*-at Norman, Okla.

1977 5-1

8/6	W	19-3	at	N.Y. Giants	44,471
8/13	W	38-3	*	Green Bay	53,244
8/22	L	10-21	at	Philadelphia	28,025
8/28	W ot	13-10		Pittsburgh	43,779
9/4	W	45-7		Washington	41,053
9/11	W	29-10		Atlanta	41,346

*-at Milwaukee, Wis.

1978 4-0

8/5	W	14-7	at	L.A. Rams	60,134
8/12	W	21-7	at	Oakland	53,335
8/20	W	24-7		Kansas City	39,043
8/27	W	21-10		Cleveland	42,696

1979 2-2

8/4	W	37-14	at	Atlanta	59,725
8/12	L	3-15		L.A. Rams	44,955
8/19	W	35-14		Oakland	45,518
8/24	L ot	17-20	at	Denver	75,103

1980 1-3

8/11	W	35-31	at	L.A. Rams	66,656
8/16	L	29-31	at	Oakland	41,649
8/24	L	17-23		Philadelphia	45,207
8/29	L	23-30	at	Seattle	64,759

1981 4-0

8/10	W	34-21	at	L.A. Rams	69,006
8/15	W	17-16	at	Tampa Bay	66,553
8/22	W	23-21		Oakland	43,032
8/30	W	19-10		Washington	44,078

1982 1-3

8/14	L	20-24	*	Pittsburgh	93,251
8/20	L	7-14	at	Philadelphia	56,431
8/28	L	21-36	at	Dallas	50,118
9/4	W	41-27		Green Bay	39,888

*-at Knoxville, Tenn.

PRESEASON BREAKDOWN

HOME	65-58-1
ROAD	55-71-0
NEUTRAL	7-21-0
AFC/AFL	29-62-1
NFC/NFL	98-88-0
JULY	2-2-0
AUGUST	115-128-1
SEPTEMBER	10-22-0
1960s	14-32-0
1970s	25-28-1
1980s	18-23-0
1990s	17-24-0
2000s	23-18-0
2010s	22-18-0
OPENERS	28-37-0
HOME OPENERS	29-35-1
INTERNATIONAL	1-3-0

PATRIOTS IN THE PRESEASON

1983 0-4

8/6	L	16-27	*	Pittsburgh	42,816
8/14	L	15-17	at	San Francisco	50,043
8/20	L	7-13	at	L.A. Rams	40,190
8/26	L	21-41	at	Tampa Bay	52,108

*-at Knoxville, Tenn.

1984 2-2

8/3	L	20-48		N.Y. Giants	34,751
8/11	L	13-23	at	Buffalo	19,578
8/17	W	31-27	at	Washington	35,932
8/24	W	36-7		Kansas City	22,721

1985 1-3

8/10	L	20-32		New Orleans	27,014
8/17	W	31-13	at	Kansas City	35,162
8/23	L	36-37	at	Washington	50,538
8/31	L	13-14	at	L.A. Rams	39,911

1986 4-1

8/2	W	21-16	*	St. Louis Cardinals	22,739
8/10	W	18-7		Washington	37,335
8/16	W	38-34	at	New Orleans	54,364
8/22	L	10-24	at	L.A. Raiders	44,352
8/30	W	16-9	at	Green Bay	50,642

*-at Canton, Ohio

1987 2-2

8/16	L	17-19		N.Y. Giants	50,014
8/23	L ot	13-19		Philadelphia	38,734
8/29	W	38-27	at	Minnesota	49,339
9/4	W	14-13	*	Atlanta	52,508

*- at Jacksonville, Fla.

1988 1-3

8/6	L	30-34		Atlanta	32,949
8/13	L	14-27	*	Houston Oilers	48,113
8/20	W	24-21	at	Philadelphia	41,502
8/26	L	21-27		Cincinnati	30,941

*-at Memphis, Tenn.

1989 2-2

8/12	L	17-20		N.Y. Giants	32,398
8/19	W	17-12	*	Seattle	48,746
8/26	W	23-7	at	Atlanta	21,118
9/1	L	0-16		Green Bay	26,549

*-at St. Louis

1990 0-4

8/9	L	14-30	*	Pittsburgh	26,869
8/18	L	10-44	$	Tampa Bay	51,066
8/24	L ot	10-13		Cincinnati	23,768
8/31	L	14-45		Atlanta	24,106

*-at Montreal $-at Jacksonville, Fla.

1991 1-3

8/3	L	7-28	at	Green Bay	52,852
8/10	L	6-27		Washington	16,757
8/17	L	0-46	at	Phoenix Cardinals	51,070
8/24	W	24-3		N.Y. Giants	21,147

1992 1-3

8/8	L	14-34	at	Indianapolis	42,786
8/14	L	10-20		San Diego	18,626
8/22	L	9-42	at	Detroit	53,682
8/29	W	24-10	at	Green Bay	47,152

1993 1-3

8/7	L	7-13	at	San Diego	46,286
8/14	L	9-12	*	Cleveland	33,021
8/20	W	21-17		Green Bay	24,909
8/27	L	20-27		Kansas City	46,501

*-at Toronto

1994 3-1

8/5	W	24-6		New Orleans	37,800
8/13	W	28-10	at	L.A. Rams	24,847
8/18	W	27-17		Washington	45,394
8/26	L	20-24	at	Green Bay	57,722

1995 1-3

8/4	L	17-30		Detroit	52,634
8/12	W	21-14		Minnesota	56,241
8/17	L	7-31	at	Philadelphia	53,072
8/25	L	24-32	at	Oakland	51,709

1996 3-1

8/2	L	7-24	at	Green Bay	57,918
8/12	W	31-7	at	Dallas	57,874
8/18	W	37-10		Philadelphia	55,606
8/23	W	27-19		Washington	48,242

1997 3-1

7/31	L	3-7	at	Green Bay	60,778
8/8	W	16-10		Dallas	60,292
8/17	W	31-21		Denver	55,354
8/21	W	28-14	at	Philadelphia	40,000

1998 3-2

8/2	L	13-14	at	San Francisco	46,374
8/9	L	0-28		Minnesota	54,111
8/17	W	21-3	*	Dallas	106,424
8/22	W	20-17	at	Washington	63,781
8/29	W	24-7		Philadelphia	59,001

*-at Mexico City

1999 1-3

8/13	L	14-20		Washington	53,440
8/21	W	34-14		Dallas	50,816
8/28	L	14-45	at	Tampa Bay	64,092
9/2	L	20-23	at	Carolina	52,976

2000 3-2

7/31	W	20-0	*	San Francisco	22,840
8/4	W	13-10	at	Detroit	48,929
8/11	L	20-30	at	Washington	67,511
8/20	L	21-31		Tampa Bay	60,292
8/24	W	29-21		Carolina	60,292

*-at Canton, Ohio

2001 3-1

8/10	W	14-0		N.Y. Giants	60,292
8/18	W	23-8	at	Carolina	71,597
8/25	L	3-20	at	Tampa Bay	65,444
8/30	W	33-13		Washington	60,292

2002 3-1

8/10	L	19-22	at	N.Y. Giants	76,359
8/17	W	16-15		Philadelphia	68,436
8/23	W	23-3		Carolina	68,436
8/29	W	28-14	at	Washington	70,118

2003 4-0

8/7	W	26-6		N.Y. Giants	68,436
8/16	W	20-13	at	Washington	68,980
8/22	W	24-12	at	Philadelphia	66,279
8/27	W	38-23		Chicago	68,436

2004 1-3

8/13	W	24-6		Philadelphia	68,756
8/21	L	3-31	at	Cincinnati	50,287
8/28	L	17-20	at	Carolina	72,829
9/2	L	0-31		Jacksonville	68,756

2005 2-2

8/12	W	23-13	at	Cincinnati	55,544
8/18	L	27-37		New Orleans	68,756
8/26	W	27-3	at	Green Bay	69,501
9/1	L	3-27		N.Y. Giants	68,756

2006 2-2

8/11	L	23-26	at	Atlanta	69,283
8/19	W	30-3		Arizona	68,756
8/26	W	41-0		Washington	68,756
8/31	L	23-31	at	N.Y. Giants	76,428

2007 2-2

8/10	L	10-13	at	Tampa Bay	65,130
8/17	L	24-27		Tennessee	68,756
8/24	W	24-7	at	Carolina	72,882
8/30	W	27-20		N.Y. Giants	68,756

2008 0-4

8/7	L	15-16		Baltimore	68,756
8/17	L	10-27	at	Tampa Bay	63,365
8/22	L	17-27		Philadelphia	68,756
8/28	L	14-19	at	N.Y. Giants	76,798

2009 3-1

8/13	W	27-25	at	Philadelphia	69,144
8/20	L	6-7		Cincinnati	68,756
8/28	W	27-24	at	Washington	69,384
9/3	W	38-27		N.Y. Giants	68,756

2010 2-2

8/12	W	27-24		New Orleans	68,756
8/19	W	28-10	at	Atlanta	66,783
8/26	L	35-36		St. Louis	68,756
9/2	L	17-20	at	N.Y. Giants	72,146

PATRIOTS IN THE PRESEASON

2011 2-2

8/11	W	47-12		Jacksonville	68,756
8/18	W	31-14	at	Tampa Bay	49,313
8/27	L	10-34	at	Detroit	58,665
9/1	L	17-18		N.Y. Giants	68,756

2012 1-3

8/9	W	7-6		New Orleans	68,756
8/20	L	17-27		Philadelphia	68,756
8/24	L	28-30	at	Tampa Bay	47,440
8/29	L	3-6	at	N.Y. Giants	75,530

2013 3-1

8/9	W	31-22	at	Philadelphia	69,144
8/16	W	25-21		Tampa Bay	68,756
8/22	L	9-40	at	Detroit	60,921
8/29	W	28-20		N.Y. Giants	68,756

2014 2-2

8/7	L	6-23	at	Washington	67,327
8/15	W	42-35		Philadelphia	68,756
8/22	W	30-7		Carolina	68,756
8/28	L	13-16	at	N.Y. Giants	74,658

2015 2-2

8/13	L	11-22		Green Bay	66,829
8/22	W	26-24	at	New Orleans	73,004
8/28	W	17-16	at	Carolina	71,801
9/3	L	9-12		N.Y. Giants	66,829

2016 3-1

8/11	W	34-22		New Orleans	66,829
8/18	W	23-22		Chicago	66,809
8/26	W	19-17	at	Carolina	73,816
9/1	L	9-17	at	N.Y. Giants	73,808

2017 1-3

8/10	L	24-31		Jacksonville	65,878
8/19	L	23-27	at	Houston	71,504
8/25	W	30-28	at	Detroit	53,621
8/31	L	38-40		N.Y. Giants	65,878

2018 3-1

8/9	W	26-17		Washington	65,878
8/16	W	37-20		Philadelphia	71,504
8/24	L	14-25	at	Carolina	73,880
8/30	W	17-12	at	N.Y. Giants	74,220

2019 3-1

8/8	W	31-3	at	Detroit	57,414
8/17	W	22-17	at	Tennessee	63,362
8/22	W	10-3		Carolina	65,878
8/29	L	29-31		N.Y. Giants	65,878

2020 0-0

Due to COVID-19, no preseason games were played in 2020.

2021 3-0

8/12	W	22-13		Washington	65,878
8/19	W	35-0	at	Philadelphia	69,796
8/29	W	22-20	at	N.Y. Giants	68,098

2022 1-2

8/11	L	21-23		N.Y. Giants	65,878
8/19	W	20-10		Carolina	65,878
8/26	L	6-23	at	Las Vegas	61,323

2023 1-2

8/10	L	9-20		Houston	64,628
8/19	W	21-17	at	Green Bay	71,650
8/25	L	7-23	at	Tennessee	65,175

2024 1-2

8/8	W	17-3		Carolina	64,628
8/15	L	13-14		Philadelphia	64,628
8/25	L	10-20	at	Washington	54,258

2025 2-1

8/8	W	48-18		Washington	64,628
8/16	W	20-12	at	Minnesota	66,705
8/21	L	10-42	at	N.Y.Giants	73,930

PRESEASON SERIES RECORDS

Team	GP	W	L	T	PCT	PF	PA
Ariz./Phx./St.L. Cardinals	3	2	1	0	.667	51	65
Atlanta Falcons	12	6	6	0	.500	287	282
Baltimore Ravens	1	0	1	0	.000	15	16
Buffalo Bills	13	6	7	0	.462	191	201
Carolina Panthers	13	10	3	0	.769	263	163
Chicago Bears	3	3	0	0	1.000	88	62
Cincinnati Bengals	6	2	4	0	.333	84	104
Cleveland Browns	3	1	2	0	.333	57	52
Dallas Cowboys	5	4	1	0	.800	123	70
Denver Broncos	8	3	5	0	.375	193	176
Detroit Lions	10	4	6	0	.400	183	273
Green Bay Packers	15	8	7	0	.533	270	240
Houston Texans	2	0	2	0	.000	32	47
Indianapolis/Balt. Colts	2	0	2	0	.000	17	67
Jacksonville Jaguars	3	1	2	0	.333	71	74
K.C. Chiefs/Dallas Texans	6	3	3	0	.500	132	112
Las Vegas Oakland/L.A. Raiders	13	5	7	1	.423	275	269
L.A./San Diego Chargers	7	2	5	0	.286	118	178
L.A./St. Louis Rams	9	4	5	0	.444	190	178
Miami Dolphins	2	1	1	0	.500	19	30
Minnesota Vikings	6	4	2	0	.667	125	108
New Orleans Saints	12	8	4	0	.667	261	239
N.Y. Giants	32	11	21	0	.344	564	626
N.Y. Jets/Titans	12	2	10	0	.167	132	298
Philadelphia Eagles	25	14	11	0	.560	547	462
Pittsburgh Steelers	5	1	4	0	.200	66	122
San Francisco 49ers	4	1	3	0	.250	55	51
Seattle Seahawks	2	1	1	0	.500	40	42
Tampa Bay Buccaneers	11	3	8	0	.273	190	302
Tenn. Titans/Houston Oilers	8	1	7	0	.125	110	200
Washington Commanders	25	16	9	0	.640	587	483
TOTALS	**278**	**127**	**150**	**1**	**.459**	**5,336**	**5,592**

ALL-TIME SERIES STANDINGS

ALL-TIME RECORD VS. OPPONENTS

OVERALL RECORD (REG. SEASON AND PLAYOFFS)

								FIRST	LAST	PLAYOFFS		
Team	*GP*	*W*	*L*	*T*	*PCT*	*PF*	*PA*	*MEETING*	*MEETING*	*GP*	*W*	*L*
Ariz./Phx./St. L. Cardinals	17	9	8	0	.529	343	323	1970	2024	-	-	-
Atlanta Falcons	17	11	6	0	.647	355	358	1972	2025	1	1	0
Baltimore Ravens	17	12	5	0	.706	450	397	1996	2025	4	2	2
Buffalo Bills	**133**	**80**	**52**	**1**	**.603**	**2,937**	**2,530**	**1960**	**2025**	**2**	**1**	**1**
Carolina Panthers	9	5	4	0	.556	240	168	1995	2025	1	1	0
Chicago Bears	**16**	**11**	**5**	**0**	**.688**	**369**	**286**	**1973**	**2024**	**1**	**0**	**1**
Cincinnati Bengals	29	19	10	0	.655	618	583	1968	2025	-	-	-
Cleveland Browns	28	15	13	0	.536	567	496	1971	2025	1	0	1
Dallas Cowboys	15	6	9	0	.400	291	322	1971	2023	-	-	-
Denver Broncos	**56**	**25**	**31**	**0**	**.446**	**1,221**	**1,246**	**1960**	**2025**	**6**	**2**	**4**
Detroit Lions	**13**	**8**	**5**	**0**	**.615**	**278**	**249**	**1971**	**2022**	**-**	**-**	**-**
Green Bay Packers	**13**	**6**	**7**	**0**	**.462**	**276**	**320**	**1973**	**2022**	**1**	**0**	**1**
Houston Texans	16	12	4	0	.750	474	343	2003	2025	3	3	0
Indianapolis/Balt. Colts	85	53	32	0	.624	2,112	1,602	1970	2024	5	4	1
Jacksonville Jaguars	**15**	**12**	**3**	**0**	**.800**	**413**	**266**	**1996**	**2024**	**5**	**4**	**1**
K.C. Chiefs/Dallas Texans	**40**	**16**	**21**	**3**	**.438**	**844**	**1,005**	**1960**	**2023**	**2**	**2**	**0**
Las Vegas /Oakland/L.A. Raiders	**39**	**20**	**18**	**1**	**.525**	**887**	**916**	**1960**	**2025**	**3**	**2**	**1**
L.A./San Diego Chargers	**47**	**28**	**17**	**2**	**.617**	**1,095**	**932**	**1960**	**2025**	**5**	**4**	**1**
L.A./St. Louis Rams	16	9	7	0	.563	332	287	1974	2024	2	2	0
Miami Dolphins	**121**	**57**	**64**	**0**	**.471**	**2,629**	**2,576**	**1966**	**2025**	**3**	**2**	**1**
Minnesota Vikings	**14**	**9**	**5**	**0**	**.643**	**310**	**287**	**1970**	**2022**	**-**	**-**	**-**
New Orleans Saints	17	11	6	0	.647	374	380	1972	2025	-	-	-
N.Y. Giants	15	8	7	0	.533	295	270	1970	2025	2	0	2
N.Y. Jets/Titans	**134**	**77**	**56**	**1**	**.578**	**3,125**	**2,658**	**1960**	**2025**	**3**	**2**	**1**
Philadelphia Eagles	16	7	9	0	.438	363	380	1973	2023	2	1	1
Pittsburgh Steelers	**36**	**19**	**17**	**0**	**.528**	**804**	**748**	**1972**	**2025**	**5**	**4**	**1**
San Francisco 49ers	15	5	10	0	.333	281	385	1971	2024	-	-	-
Seattle Seahawks	**21**	**9**	**12**	**0**	**.429**	**436**	**437**	**1977**	**2025**	**2**	**1**	**1**
Tampa Bay Buccaneers	11	8	3	0	.727	246	149	1976	2025	-	-	-
Tenn. Titans/Hou. Oilers	47	27	19	1	.585	1,166	937	1960	2025	4	2	2
Washington Commanders	12	5	7	0	.417	282	232	1972	2023	-	-	-
Totals	**1,080**	**599**	**472**	**9**	**.559**	**24,413**	**22,068**	**1960**		**63**	**40**	**23**

2026 opponents in BOLD

PATRIOTS IN PRIME TIME

The Patriots have played in 156 prime time games (beginning after 7 p.m. ET) and have compiled a 91-65 record in those games.

MONDAY NIGHT (30-28)

ESPN (18-6)

Date	W/L	Score		Opponent
10/30/06	W	31-7	at	Minnesota
10/01/07	W	34-13	at	Cincinnati
12/03/07	W	27-24	at	Baltimore
10/20/08	W	41-7		Denver
09/14/09	W	25-24		Buffalo
11/30/09	L	17-38	at	New Orleans
10/04/10	W	41-14	at	Miami
12/06/10	W	45-3		N.Y. Jets
09/12/11	W	38-24	at	Miami
11/21/11	W	34-3		Kansas City
12/10/12	W	42-14		Houston
11/18/13	L	20-24	at	Carolina
09/29/14	L	14-41	at	Kansas City
11/23/15	W	20-13		Buffalo
12/12/16	W	30-23		Baltimore
12/11/17	L	20-27	at	Miami
10/29/18	W	25-6	at	Buffalo
10/21/19	W	33-0	at	N.Y. Jets
11/09/20	W	30-27	at	N.Y. Jets
12/28/20	L	9-38		Buffalo
12/06/21	W	14-10	at	Buffalo
10/24/22	L	14-33		Chicago
12/12/22	W	27-13	at	Arizona
12/01/25	W	33-15		N.Y. Giants

CBS (0-1)

Date	W/L	Score		Opponent
10/05/20	L	10-26	at	Kansas City

ABC (12-21)

Date	W/L	Score		Opponent
11/06/72	L	17-24		Baltimore
12/01/75	L	7-20	at	Miami
10/18/76	W	41-7		N.Y. Jets
09/26/77	L ot	27-30	at	Cleveland
09/18/78	L	27-34		Baltimore
12/18/78	L	3-23	at	Miami
09/03/79	L ot	13-16		Pittsburgh
10/01/79	L	14-27	at	Green Bay
09/29/80	W	23-14		Denver
11/10/80	L	34-38	at	Houston
12/08/80	L ot	13-16	at	Miami
09/21/81	L	35-21		Dallas
12/16/85	L	27-30	at	Miami
12/22/86	W	34-27	at	Miami
09/21/87	L	24-43	at	N.Y. Jets
12/28/87	W	24-10	at	Miami
10/23/95	W	27-14		Buffalo
10/06/97	L	13-34	at	Denver
10/27/97	L	10-28		Green Bay
12/22/97	W	14-12	at	Miami
09/07/98	L	21-27	at	Denver
10/19/98	L	14-24		N.Y. Jets
11/23/98	W	26-23		Miami
11/15/99	L	17-24		N.Y. Jets
09/11/00	L	19-20	at	N.Y. Jets
12/04/00	W	30-24		Kansas City
09/09/02	W	30-14		Pittsburgh
12/16/02	L	7-24	at	Tennessee
11/03/03	W	30-26	at	Denver
11/22/04	W	27-19	at	Kansas City
12/20/04	L	28-29	at	Miami
11/07/05	L	21-40		Indianapolis
12/26/05	W	31-21	at	N.Y. Jets

SUNDAY NIGHT (35-24)

NBC (22-15)

Date	W/L	Score		Opponent
09/24/06	L	7-17		Denver
11/05/06	L	20-27		Indianapolis
09/16/07	W	38-14		San Diego
11/18/07	W	56-10	at	Buffalo
11/25/07	W	31-28		Philadelphia
10/12/08	L	10-30	at	San Diego
11/02/08	L	15-18	at	Indianapolis
11/15/09	L	34-35	at	Indianapolis
11/14/10	W	39-26	at	Pittsburgh
12/19/10	W	31-27		Green Bay
11/13/11	W	37-16	at	N.Y. Jets
09/23/12	L	30-31	at	Baltimore
12/16/12	L	34-41		San Francisco
09/29/13	W	30-23	at	Atlanta
11/24/13	W ot	34-31		Denver
10/05/14	W	43-17		Cincinnati
11/16/14	W	42-20	at	Indianapolis
12/07/14	W	23-14	at	San Diego
10/18/15	W	34-27	at	Indianapolis
11/29/15	L ot	24-30	at	Denver
12/13/15	W	27-6	at	Houston
09/11/16	W	23-21	at	Arizona
11/13/16	L	24-31		Seattle
10/22/17	W	23-7		Atlanta
11/12/17	W	41-16	at	Denver
09/23/18	L	10-26	at	Detroit
10/14/18	W	43-40		Kansas City
11/04/18	W	31-17		Green Bay
09/08/19	W	33-3		Pittsburgh
11/03/19	L	20-37	at	Baltimore
12/01/19	L	22-28	at	Houston
09/20/20	L	30-35	at	Seattle
11/15/20	W	23-17		Baltimore
10/03/21	L	17-19		Tampa Bay
09/17/23	L	17-24		Miami
10/05/25	W	23-20	at	Buffalo
12/21/25	W	28-24	at	Baltimore

ESPN (9-6)

Date	W/L	Score		Opponent
11/08/87	L	10-17	at	N.Y. Giants
11/20/88	W	6-3	at	Miami
12/10/89	L	10-31	at	Miami
11/10/91	L	20-30	at	Miami
11/27/94	W	12-10	at	Indianapolis
12/01/96	W	45-7	at	San Diego
09/13/98	W	29-6		Indianapolis
09/26/99	W	16-14		N.Y. Giants
12/05/99	W	13-6		Dallas
11/18/01	L	17-24		St. Louis
11/17/02	L	20-27	at	Oakland
12/22/02	L	17-30		N.Y. Jets
11/16/03	W	12-0		Dallas
11/14/04	W	29-6		Buffalo
10/30/05	W	21-16		Buffalo

TNT (2-3)

Date	W/L	Score		Opponent
10/04/92	L	21-30	at	N.Y. Jets
09/26/93	L	7-45	at	N.Y. Jets
10/08/95	L	3-37		Denver
10/27/96	W	28-25		Buffalo
09/14/97	W ot	27-24		N.Y. Jets

ABC (1-0)

Date	W/L	Score		Opponent
09/24/78	W	21-14	at	Oakland

NFLN (1-0)

Date	W/L	Score		Opponent
12/24/23	W	26-23	at	Denver

THURSDAY NIGHT (15-8)

NBC (2-2)

Date	W/L	Score		Opponent
11/22/12	W	49-19	at	N.Y. Jets
09/10/15	W	28-21		Pittsburgh
09/07/17	L	27-42		Kansas City
11/24/22	L	26-33	at	Minnesota

ABC (3-1)

Date	W/L	Score		Opponent
11/29/79	L	24-39	at	Miami
09/11/86	W	20-6	at	N.Y. Jets
09/09/04	W	27-24		Indianapolis
09/08/05	W	30-20		Oakland

NFL NETWORK/CBS (5-1)

Date	W/L	Score		Opponent
11/13/08	L ot	31-34		N.Y. Jets
09/12/13	W	13-10		N.Y. Jets
10/16/14	W	27-25		N.Y. Jets
10/29/15	W	36-7		Miami
09/22/16	W	27-0		Houston
10/05/17	W	19-14	at	Tampa Bay

NFL NETWORK/FOX (4-1)

Date	W/L	Score		Opponent
10/04/18	W	38-24		Indianapolis
10/10/19	W	35-14		N.Y. Giants
12/10/20	L	3-24	at	L.A. Rams
11/18/21	W	25-0	at	Atlanta
12/07/23	W	21-18	at	Pittsburgh

PATRIOTS IN PRIME TIME (CONT.)

TNT (0-1)

Date	W/L	Score		Opponent
10/18/90	L	10-17	at	Miami

PRIME VIDEO (1-2)

Date	W/L	Score		Opponent
12/01/22	L	10-24		Buffalo
09/19/24	L	3-24	at	N.Y. Jets
11/13/25	W	27-14		N.Y. Jets

SATURDAY NIGHT (2-2)

ESPN (1-1)

Date	W/L	Score		Opponent
12/23/95	L	7-10	at	Indianapolis
12/20/03	W	21-16	at	N.Y. Jets

NFL NETWORK (1-1)

Date	W/L	Score		Opponent
12/29/07	W	38-35	at	N.Y. Giants
12/18/21	L	17-27	at	Indianapolis

PLAYOFF GAMES (9-3)

All 11 games played on Saturdays

CBS (7-2)

Date	W/L	Score		Opponent
01/19/02	W ot	16-13		Oakland
01/10/04	W	17-14		Tennessee
01/14/06	L	13-27	at	Denver
01/12/08	W	31-20		Jacksonville
01/14/12	W	45-10		Denver
01/11/14	W	43-22		Indianapolis
01/14/17	W	34-16		Houston
01/13/18	W	35-14		Tennessee
01/04/20	L	13-20		Tennessee
01/15/22	L	17-47	at	Buffalo

ABC (1-0)

Date	W/L	Score		Opponent
01/07/06	W	28-3		Jacksonville

NBC (1-0)

Date	W/L	Score		Opponent
01/11/26	W	16-3		L.A. Chargers

SERIES RESULTS

(Includes playoff games)

ARIZONA CARDINALS

Patriots 9, Cardinals 8

11/08/70	L	0-31		A
11/02/75	L	17-24		A
09/10/78	W	16-6		A
11/29/81	L	20-27		H
12/02/84	L	10-33		H
11/25/90	L	14-34		A
09/29/91	L	10-24		A
10/10/93	W	23-21		A
09/15/96	W	31-0		H
10/31/99	W	27-3		A
09/19/04	W	23-12		A
12/21/08	W	47-7		H
09/16/12	L	18-20		H
09/11/16	W	23-21		A
11/29/20	W	20-17		H
12/12/22	W	27-13		A
12/15/24	L	17-30		A

Note: Franchise located in St. Louis from 1960-87; named Phoenix Cardinals from 1988-94.

ATLANTA FALCONS

Patriots 11, Falcons 6

09/24/72	W	21-20		H
12/04/77	W	16-10		A
09/14/80	L	21-37		H
10/30/83	L	13-24		A
11/02/86	W	25-17		H
10/15/89	L	15-16		A
11/29/92	L	0-34		A
10/01/95	L	17-30		A
11/08/98	L	10-41		H
11/04/01	W	24-10		A
10/09/05	W	31-28		A
09/27/09	W	26-10		H
09/29/13	W	30-23		A
02/05/17*	W	34-28	OT	N
10/22/17	W	23-7		H
11/08/21	W	25-0		A
11/02/25	W	24-23		H

* = Super Bowl LI

BALTIMORE RAVENS

Patriots 12, Ravens 5

10/06/96	W	46-38		A
01/02/00	W	20-3		H
11/28/04	W	24-3		H
12/03/07	W	27-24		A
10/04/09	W	27-21		H
01/10/10*	L	14-33		H
10/17/10	W	23-20	OT	H
01/22/12*	W	23-20		H
09/23/12	L	30-31		A
01/20/13*	L	13-28		H
12/22/13	W	41-7		A
01/10/15*	W	35-31		H
12/12/16	W	30-23		H
11/03/19	L	20-37		A
11/15/20	W	23-17		H
09/25/22	L	26-37		H
12/21/25	W	28-24		A

* = Playoffs

BUFFALO BILLS

Patriots 80, Bills 52 (1 Tie)

09/23/60	L	0-13		H
12/04/60	L	14-38		A
09/23/61	W	23-21		A
10/22/61	W	52-21		H
11/03/62	T	28-28		A
11/23/62	W	21-10		H
10/26/63	L	21-28		A
12/01/63	W	17-7		H
12/28/63*	W	26-8		A
11/15/64	W	36-28		A
12/20/64	L	14-24		H
09/11/65	L	7-24		A
11/07/65	L	7-23		H
10/08/66	W	20-10		A
12/04/66	W	14-3		H
09/24/67	W	23-0		A
12/09/67	L	16-44		H
09/08/68	W	16-7		A
10/20/68	W	23-6		H
10/11/69	L	16-23		A
11/23/69	W	35-21		H
11/01/70	L	10-45		H
11/29/70	W	14-10		A
11/14/71	W	38-33		H
11/28/71	L	20-27		A
10/08/72	L	14-38		A
11/19/72	L	24-27		H
09/16/73	L	13-31		H
12/09/73	L	13-37		A
10/20/74	L	28-30		A
11/03/74	L	28-29		H
11/23/75	L	31-45		A
12/14/75	L	14-34		H
10/24/76	W	26-22		A
11/07/76	W	20-10		H
11/06/77	L	14-24		H
11/20/77	W	20-7		A
11/05/78	W	14-10		A
12/10/78	W	26-24		H
11/04/79	W	26-6		A
11/25/79	L	13-16	OT	H
10/26/80	L	13-31		A
12/14/80	W	24-2		H
11/22/81	L	17-20		A
12/13/81	L	10-19		H
01/02/83	W	30-19		H
10/23/83	W	31-0		A
11/06/83	W	21-7		H
09/02/84	W	21-17		A
11/11/84	W	38-10		H
09/22/85	W	17-14		A
10/13/85	W	14-3		H
10/26/86	W	23-3		A
11/23/86	W	22-19		H
10/11/87	W	14-7		H
12/20/87	W	13-7		A
09/18/88	L	14-16		H
10/23/88	L	20-23		A
10/01/89	L	10-31		A
11/19/89	W	33-24		H
10/28/90	L	10-27		H
11/18/90	L	0-14		A
11/03/91	L	17-22		A
11/24/91	W	16-13		H
09/27/92	L	7-41		H
11/01/92	L	7-16		A
09/05/93	L	14-38		A
11/07/93	L	10-13	OT	H
09/11/94	L	35-38		H
12/18/94	W	41-17		A
10/23/95	W	27-14		H
11/26/95	W	35-25		A
09/08/96	L	10-17		A
10/27/96	W	28-25		H
10/12/97	W	33-6		H
11/09/97	W	31-10		A
11/15/98	L	10-13		A
11/29/98	W	25-21		H
11/28/99	L	7-17		A
12/26/99	L	10-13	OT	H
11/05/00	L	13-16	OT	H
12/17/00	W	13-10	OT	A
11/11/01	W	21-11		H
12/16/01	W	12-9	OT	A
11/03/02	W	38-7		A
12/08/02	W	27-17		H
09/07/03	L	0-31		A
12/27/03	W	31-0		H
10/03/04	W	31-17		A
11/14/04	W	29-6		H
10/30/05	W	21-16		H
12/11/05	W	35-7		A
09/10/06	W	19-17		H
10/22/06	W	28-6		A
09/23/07	W	38-7		H
11/18/07	W	56-10		A
11/09/08	W	20-10		H
12/28/08	W	13-0		A
09/14/09	W	25-24		H
12/20/09	W	17-10		A
09/26/10	W	38-30		H
12/26/10	W	34-3		A
09/25/11	L	31-34		A
01/01/12	W	49-21		H
09/30/12	W	52-28		A
11/11/12	W	37-31		H
09/08/13	W	23-21		A
12/29/13	W	34-20		H
10/12/14	W	37-22		A
12/28/14	L	9-17		H
09/20/15	W	40-32		A
11/23/15	W	20-13		H
10/02/16	L	0-16		H
10/30/16	W	41-25		A
12/03/17	W	23-3		A
12/24/17	W	37-16		H
10/29/18	W	25-6		A
12/23/18	W	24-12		H
09/29/19	W	16-10		A
12/21/19	W	24-17		H
11/01/20	L	21-24		A
12/28/20	L	9-38		H
12/06/21	W	14-10		A
12/26/21	L	21-33		H
01/15/22*	L	17-47		A
12/01/22	L	10-24		H
01/08/23	L	23-35		A
10/22/23	W	29-25		H
12/31/23	L	21-27		A
12/22/24	L	21-24		A
01/05/25	W	23-16		H
10/05/25	W	23-20	A	

SERIES RESULTS

12/14/25	L	31-25		H

* = Playoffs

CAROLINA PANTHERS

Patriots 5, Panthers 4

10/29/95	L	17-20	OT	H
01/06/02	W	38-6		A
02/01/04*	W	32-29		N
09/18/05	L	17-27		A
12/13/09	W	20-10		H
11/18/13	L	20-24		A
10/01/17	L	30-33		H
11/70/21	W	24-6		A
09/28/25	W	42-13		H

* = Super Bowl XXXVIII

CHICAGO BEARS

Patriots 11, Bears 5

10/21/73	W	13-10		A
10/14/79	W	27-7		A
12/05/82	L	13-26		A
09/15/85	L	7-20		A
01/26/86*	L	10-46		N
10/30/88	W	30-7		H
12/24/94	W	13-3		A
09/21/97	W	31-3		H
12/10/00	L	17-24		A
11/10/02	W	33-30		A
11/26/06	W	17-13		H
12/12/10	W	36-7		A
10/26/14	W	51-23		H
10/21/18	W	38-31		A
10/24/22	L	14-33		H
11/10/24	W	19-3		A

Note: The game on Nov. 10, 2002 was played in Champaign, Ill.

* = Super Bowl XX

CINCINNATI BENGALS

Patriots 19, Bengals 10

12/01/68	W	33-14		H
11/16/69	W	25-14		A
12/20/70	L	7-45		A
09/17/72	L	7-31		H
10/12/75	L	10-27		A
10/15/78	W	10-3		A
09/16/79	W	20-14		A
10/14/84	W	20-14		H
12/22/85	W	34-23		H
12/07/86	L	7-31		H
10/16/88	W	27-21		H
09/23/90	L	7-41		A
12/22/91	L	7-29		A
12/20/92	L	10-20		A
12/12/93	W	7-2		H
09/18/94	W	31-28		A
11/19/00	W	16-13		H
09/09/01	L	17-23		A
12/12/04	W	35-28		H
10/01/06	W	38-13		A
10/01/07	W	34-13		A
09/12/10	W	38-24		H
10/06/13	L	6-13		A
10/05/14	W	43-17		H
10/16/16	W	35-17		H
12/15/19	W	34-13		A
12/24/22	L	18-22		H
09/08/24	W	16-10		A
11/23/25	W	26-20		A

CLEVELAND BROWNS

Patriots 15, Browns 13

11/21/71	L	7-27		A
11/10/74	L	14-21		H
09/26/77	L	27-30	OT	A
09/07/80	W	34-17		H
11/21/82	L	7-10		A
11/20/83	L	0-30		H
10/07/84	W	17-16		A
10/06/85	L	20-24		A
10/04/87	L	10-20		H
09/08/91	L	0-20		H
10/25/92	L	17-19		H
12/19/93	W	20-17		A
11/06/94	L	6-13		A
01/01/95*	L	13-20		A
09/03/95	W	17-14		H
10/03/99	W	19-7		A
11/12/00	L	11-19		A
12/09/01	W	27-16		H
10/26/03	W	9-3		H
12/05/04	W	42-15		A
10/07/07	W	34-17		H
11/07/10	L	14-34		A
12/08/13	W	27-26		H
10/09/16	W	33-13		A
10/27/19	W	27-13		H
11/14/21	W	45-7		H
10/16/22	W	38-15		A
10/26/25	W	32-13		H

* = Playoffs

DALLAS COWBOYS

Cowboys 9, Patriots 6

10/24/71	L	21-44		A
11/16/75	L	31-34		H
12/03/78	L	10-17		A
09/21/81	L	21-35		H
11/22/84**	L	17-20		A
11/15/87	L	17-23	OT	H
12/15/96	L	6-12		A
12/05/99	W	13-6		H
11/16/03	W	12-0		H
10/14/07	W	48-27		A
10/16/11	W	20-16		H
10/11/15	W	30-6		A
11/24/19	W	13-9		H
10/17/21	L	29-35	OT	H
10/01/23	L	3-38		A

** = Thanksgiving

DENVER BRONCOS

Broncos 31, Patriots 25

09/09/60	L	10-13		H
10/23/60	L	24-31		A
09/16/61	W	45-17		H
12/03/61	W	28-24		A
09/21/62	W	41-16		H
11/11/62	W	33-29		A
09/29/63	L	10-14		A
10/18/63	W	40-21		H
10/04/64	W	39-10		A
11/20/64	W	12-7		H
09/24/65	L	10-27		H
12/12/65	W	28-20		A
09/18/66	W	24-10		A
11/06/66	L	10-17		H
09/03/67	L	21-26		A
09/29/68	W	20-17		A
11/03/68	L	14-35		H
09/14/69	L	7-35		A
12/17/72	L	21-45		A
11/28/76	W	38-14		H
11/11/79	L	10-45		A
09/29/80	W	23-14		H
11/04/84	L	19-26		A
09/28/86	L	20-27		A
01/04/87*	L	17-22		A
12/06/87	L	20-31		A
12/17/88	L	10-21		A
10/27/91	L	6-9		H
12/01/91	L	3-20		A
10/08/95	L	3-37		H
11/17/96	L	8-34		H
10/06/97	L	13-34		A
09/07/98	L	21-27		A
10/24/99	W	24-23		H
10/01/00	W	28-19		A
10/28/01	L	20-31		A
10/27/02	L	16-24		H
11/03/03	W	30-26		A
10/16/05	L	20-28		A
01/14/06*	L	13-27		A
09/24/06	L	7-17		H
10/20/08	W	41-7		H
10/11/09	L	17-20	OT	A
12/18/11	W	41-23		A
01/14/12*	W	45-10		H
10/07/12	W	31-21		H
11/24/13	W	34-31	OT	H
01/19/14*	L	16-26		A
11/02/14	W	43-21		H
11/29/15	L	24-30	OT	A
01/24/16*	L	18-20		A
12/18/16	W	16-3		A
11/12/17	W	41-16		A
10/18/20	L	12-18		H
12/24/23	W	26-23		A
01/25/26*	W	10-7		A

* = Playoffs

SERIES RESULTS

DETROIT LIONS

Patriots 8, Lions 5

09/26/71	L	7-34		H
10/10/76	L	10-30		A
10/07/79	W	24-17		H
12/08/85	W	23-6		H
09/12/93	L	16-19	OT	H
09/25/94	W	23-17		A
11/23/00**	L	9-34		A
11/28/02**	W	20-12		A
12/03/06	W	28-21		H
11/25/10**	W	45-24		A
11/23/14	W	34-9		H
09/23/18	L	10-26		A
10/09/22	W	29-0		H

** = Thanksgiving

GREEN BAY PACKERS

Packers 7, Patriots 6

11/18/73	W	33-24		H
10/01/79	L	14-27		A
09/08/85	W	26-20		H
10/09/88	L	3-45		A
10/02/94	W	17-16		H
01/26/97*	L	21-35		N
10/27/97	L	10-28		H
10/13/02	L	10-28		H
11/19/06	W	35-0		A
12/19/10	W	31-27		H
11/30/14	L	21-26		A
11/04/18	W	31-17		H
10/02/22	L	24-27	OT	A

Note: 1988 game was played in Milwaukee.

* = Super Bowl XXXI

HOUSTON TEXANS

Patriots 12, Texans 4

11/23/03	W	23-20	OT	A
12/17/06	W	40-7		H
01/03/10	L	27-34		A
12/10/12	W	42-14		H
01/13/13*	W	41-28		H
12/01/13	W	34-31		A
12/13/15	W	27-6		A
09/22/16	W	27-0		H
01/14/17*	W	34-16		H
09/24/17	W	36-33		H
09/09/18	W	27-20		H
12/01/19	L	22-28		A
11/22/20	L	20-27		A
10/10/21	W	25-22		A
10/20/24	L	21-41		H
01/18/26*	W	28-16		H

* = Playoffs

INDIANAPOLIS COLTS

Patriots 53, Colts 32

10/04/70	L	6-14		H
10/25/70	L	3-27		A
10/03/71	L	3-23		H
12/19/71	W	21-17		A
11/06/72	L	17-24		H
11/26/72	L	0-31		A
10/07/73	W	24-16		H
12/16/73	L	13-18		A
10/06/74	W	42-3		H
11/24/74	W	27-17		A
10/19/75	W	21-10		H
12/21/75	L	21-34		A
09/12/76	L	13-27		H
11/14/76	W	21-14		A
10/23/77	W	17-3		H
12/18/77	L	24-30		A
09/18/78	L	27-34		H
11/26/78	W	35-14		A
10/10/79	L	26-31		A
11/18/79	W	50-21		H
10/19/80	W	37-21		A
11/23/80	W	47-21		H
09/06/81	L	28-29		H
12/20/81	L	21-23		A
09/12/82	W	24-13		A
09/04/83	L	23-29	OT	H
10/09/83	L	7-12		A
11/18/84	W	50-17		A
12/16/84	W	16-10		H
11/10/85	W	34-15		H
12/01/85	W	38-31		A
09/07/86	W	33-3		H
11/09/86	W	30-21		A
10/25/87	L	16-30		A
11/22/87	W	24-0		H
10/02/88	W	21-17		H
11/27/88	L	21-24		A
10/29/89	W	23-20	OT	A
12/03/89	W	22-16		H
09/16/90	W	16-14		A
11/11/90	L	10-13		H
09/01/91	W	16-7		A
12/08/91	W	23-17	OT	H
11/15/92	W	37-34	OT	A
12/06/92	L	0-6		H
10/31/93	L	6-9		A
12/26/93	W	38-0		H
11/27/94	W	12-10		A
12/11/94	W	28-13		H
11/19/95	L	10-24		H
12/23/95	L	7-10		A
10/20/96	W	27-9		A
11/24/96	W	27-13		H
09/07/97	W	31-6		A
11/30/97	W	20-17		H
09/13/98	W	29-6		H
11/01/98	W	21-16		A
09/19/99	W	31-28		H
12/12/99	L	15-20		A
10/08/00	W	24-16		H
10/22/00	L	23-30		A
09/30/01	W	44-13		H
10/21/01	W	38-17		A
11/30/03	W	38-34		A
01/18/04*	W	24-14		H
09/09/04	W	27-24		H
01/16/05*	W	20-3		H
11/07/05	L	21-40		H
11/05/06	L	20-27		H
01/21/07*	L	34-38		A
11/04/07	W	24-20		A
11/02/08	L	15-18		A
11/15/09	L	34-35		A
11/21/10	W	31-28		H
12/04/11	W	31-24		H
11/18/12	W	59-24		H
01/11/14*	W	43-22		H
11/16/14	W	42-20		A
01/18/15*	W	45-7		H
10/18/15	W	34-27		A
10/04/18	W	38-24		H
12/18/21	L	17-27		A
11/06/22	W	26-3		H
11/12/23^	L	6-10		H
12/01/24	L	24-25		H

Note: Franchise located in Baltimore from 1947-83

* = Playoffs

^=Played in Frankfurt, Germany

JACKSONVILLE JAGUARS

Patriots 12, Jaguars 3

09/22/96	W	28-25	OT	H
01/12/97*	W	20-6		H
12/07/97	W	26-20		A
01/03/99*	L	10-25		A
12/14/03	W	27-13		H
01/07/06*	W	28-3		H
12/24/06	W	24-21		A
01/12/08*	W	31-20		H
12/27/09	W	35-7		H
12/23/12	W	23-16		A
09/27/15	W	51-17		H
01/21/18*	W	24-20		H
09/16/18	L	20-31		A
01/02/22	W	50-10		H
10/20/24^	L	16-32		A

* = Playoffs

^=Played in London

SERIES RESULTS

KANSAS CITY CHIEFS

Chiefs 21, Patriots 16 (3 Ties)

11/18/60	W	42-14		H
12/11/60	L	0-34		A
10/29/61	W	18-17		A
11/03/61	W	28-21		H
09/08/62	L	28-42		A
10/12/62	L	7-27		H
11/17/63	T	24-24		H
12/14/63	L	3-35		A
10/23/64	W	24-7		H
12/06/64	W	31-24		A
10/03/65	L	17-27		A
11/21/65	T	10-10		H
09/25/66	L	24-43		H
11/20/66	T	27-27		A
11/12/67	L	10-33		H
11/17/68	L	17-31		A
09/21/69	L	0-31		H
10/11/70	L	10-23		A
09/23/73	L	7-10		H
09/18/77	W	21-17		H
10/04/81	W	33-17		H
12/02/90	L	7-37		H
12/13/92	L	20-27		A
10/15/95	L	26-31		A
10/11/98	W	40-10		H
10/10/99	L	14-16		A
12/04/00	W	30-24		H
09/22/02	W	41-38	OT	H
11/22/04	W	27-19		A
11/27/05	L	16-26		A
09/07/08	W	17-10		H
11/21/11	W	34-3		H
09/29/14	L	14-41		A
01/16/16*	W	27-20		H
09/07/17	L	27-42		H
10/14/18	W	43-40		H
01/20/19*	W	37-31	OT	A
12/08/19	L	16-23		H
10/05/20	L	10-26		A
12/17/23	L	17-27		H

Note: Franchise located in Dallas (as Dallas Texans) from 1960-62.
* = Playoffs

LAS VEGAS RAIDERS

Patriots 20, Raiders 18 (1 Tie)

10/16/60	L	14-27		A
11/04/60	W	34-28		H
11/17/61	W	20-17		H
12/09/61	W	35-21		A
10/26/62	W	26-16		H
12/16/62	L	0-20		A
09/22/63	W	20-14		A
10/11/63	W	20-14		H
09/13/64	W	17-14		A
10/16/64	T	43-43		H
10/08/65	L	10-24		H
10/24/65	L	21-30		A
10/30/66	W	24-21		H
09/17/67	L	7-35		A
10/22/67	L	14-48		H
10/06/68	L	10-41		A
09/28/69	L	23-38		H
09/19/71	W	20-6		H
12/01/74	L	26-41		A
10/03/76	W	48-17		H
12/18/76*	L	21-24		A
09/24/78	W	21-14		A
11/01/81	L	17-27		A
09/29/85	L	20-35		H
01/05/86*	W	27-20		A
11/01/87	W	26-23		H
11/26/89	L	21-24		A
10/09/94	L	17-21		H
01/19/02*	W	16-13	OT	H
11/17/02	L	20-27		A
09/08/05	W	30-20		H
12/14/08	W	49-26		A
10/02/11	W	31-19		A
09/21/14	W	16-9		H
11/19/17**	W	33-8		A
09/27/20	W	36-20		H
12/18/22	L	24-30		A
10/15/23	L	17-21		A
09/07/25	L	13-20		H

Notes: Franchise located in Oakland from 1960-81 and 1995-2019. Located in Los Angeles from 1982-94. The games on Oct. 16, 1960, and Dec. 9, 1961, were played in San Francisco. The game on Nov. 19, 2017 was played in Estadio Azteca in Mexico City.
* = Playoffs
** Played in Mexico City

LOS ANGELES CHARGERS

Patriots 28, Chargers 17 (2 Ties)

10/08/60	W	35-0		A
10/28/60	L	16-45		H
10/07/61	L	27-38		H
12/17/61	W	41-0		A
10/19/62	W	24-20		H
12/09/62	W	20-14		A
09/14/63	L	13-17		A
11/10/63	L	6-7		H
01/05/64*	L	10-51		A
09/20/64	W	33-28		A
10/09/64	L	17-26		H
10/17/65	T	13-13		H
10/31/65	W	22-6		A
09/10/66	L	0-24		A
10/23/66	W	35-17		H
09/09/67	L	14-28		A
10/08/67	T	31-31		A
11/10/68	L	17-27		H
10/19/69	L	10-13		H
12/07/69	L	18-28		A
11/15/70	L	14-16		H
12/02/73	W	30-14		H
11/09/75	W	33-19		A
10/16/77	W	24-20		A
10/01/78	W	28-23		H
09/23/79	W	27-21		H
10/16/83	W	37-21		H
11/20/94	W	23-17		H
12/01/96	W	45-7		A
08/31/97	W	41-7		H
10/14/01	W	29-26	OT	H
09/29/02	L	14-21		A
10/02/05	L	17-41		H
01/14/07*	W	24-21		A
09/16/07	W	38-14		H
01/20/08*	W	21-12		H
10/12/08	L	10-30		A
10/24/10	W	23-20		A
09/18/11	W	35-21		H
12/07/14	W	23-14		A
10/29/17	W	21-13		H
01/13/19*	W	41-28		H
12/06/20	W	45-0		A
10/31/21	W	27-24		A
12/03/23	L	0-6		H
12/28/24	L	7-40		H
01/11/26	W	16-3		H

Note: Franchise located in Los Angeles in 1960. Located in San Diego from 1961-2016.
* = Playoffs

LOS ANGELES RAMS

Patriots 9, Rams 7

09/29/74	W	20-14		H
11/16/80	L	14-17		H
12/11/83	W	21-7		A
11/16/86	W	30-28		A
12/24/89	L	20-24		H
09/13/92	L	0-14		A
12/13/98	L	18-32		A
11/18/01	L	17-24		H
02/03/02*	W	20-17		N
11/07/04	W	40-22		A
10/26/08	W	23-16		H
10/28/12^	W	45-7		A
12/04/16	W	26-10		H
02/03/19**	W	13-3		N
12/10/20	L	3-24		A
11/17/24	L	22-28		H

Note: Franchise located in Los Angeles from 1946-94. Located in St. Louis from 1995-2015.
* = Super Bowl XXXVI
**= Super Bowl LIII
^ = played in London

SERIES RESULTS

MIAMI DOLPHINS

Dolphins 64, Patriots 57

11/27/66	W	20-14		A
10/15/67	W	41-10		H
12/17/67	L	32-41		A
11/24/68	L	10-34		H
12/08/68	L	7-38		A
11/09/69	L	16-17		H
11/30/69	W	38-23		A
09/20/70	W	27-14		H
12/06/70	L	20-37		A
10/17/71	L	3-41		A
12/05/71	W	34-13		H
11/12/72	L	0-52		A
12/03/72	L	21-37		H
09/30/73	L	23-44		A
10/28/73	L	14-30		H
09/15/74	W	34-24		H
12/15/74	L	27-34		A
09/28/75	L	14-22		H
12/01/75	L	7-20		A
09/19/76	W	30-14		H
10/31/76	L	3-10		A
11/13/77	L	5-17		A
12/11/77	W	14-10		H
10/22/78	W	33-24		H
12/18/78	L	3-23		A
10/21/79	W	28-13		H
11/29/79	L	24-39		A
10/12/80	W	34-0		H
12/08/80	L	13-16	OT	A
11/08/81	L	27-30	OT	H
12/06/81	L	14-24		A
12/12/82	W	3-0		H
01/08/83*	L	13-28		A
09/11/83	L	24-34		A
11/13/83	W	17-6		H
09/09/84	L	7-28		A
10/21/84	L	24-44		H
11/03/85	W	17-13		H
12/16/85	L	27-30		A
01/12/86*	W	31-14		A
10/05/86	W	34-7		H
12/22/86	W	34-27		A
09/13/87	W	28-21		H
12/28/87	W	24-10		A
11/06/88	W	21-10		H
11/20/88	W	6-3		A
09/17/89	L	10-24		H
12/10/89	L	10-31		A
09/09/90	L	24-27		H
10/18/90	L	10-17		A
10/06/91	L	10-20		H
11/10/91	L	20-30		A
10/18/92	L	17-38		A
12/27/92	L	13-16	OT	H
11/21/93	L	13-17		A
01/02/94	W	33-27	OT	H
09/04/94	L	35-39		A
10/30/94	L	3-23		H
09/10/95	L	3-20		H
11/12/95	W	34-17		A
09/01/96	L	10-24		A
11/03/96	W	42-23		H
11/23/97	W	27-24		H
12/22/97	W	14-12		A
12/28/97*	W	17-3		H
10/25/98	L	9-12	OT	A
11/23/98	W	26-23		H
10/17/99	L	30-31		H
11/21/99	L	17-27		A
09/24/00	L	3-10		A
12/24/00	L	24-27		H
10/07/01	L	10-30		A
12/22/01	W	20-13		H
10/06/02	L	13-26		A
12/29/02	W	27-24	OT	H
10/19/03	W	19-13	OT	A
12/07/03	W	12-0		H
10/10/04	W	24-10		H
12/20/04	L	28-29		A
11/13/05	W	23-16		A
01/01/06	L	26-28		H
10/08/06	W	20-10		H
12/10/06	L	0-21		A
10/21/07	W	49-28		A
12/23/07	W	28-7		H
09/21/08	L	13-38		H
11/23/08	W	48-28		A
11/08/09	W	27-17		H
12/06/09	L	21-22		A
10/04/10	W	41-14		A
01/02/11	W	38-7		H
09/12/11	W	38-24		A
12/24/11	W	27-24		H
12/02/12	W	23-16		A
12/30/12	W	28-0		H
10/27/13	W	27-17		H
12/15/13	L	20-24		A
09/07/14	L	20-33		A
12/14/14	W	41-13		H
10/29/15	W	36-7		H
01/03/16	L	10-20		A
09/18/16	W	31-24		H
01/01/17	W	35-14		A
11/26/17	W	35-17		H
12/11/17	L	20-27		A
09/30/18	W	38-7		H
12/09/18	L	33-34		A
09/15/19	W	43-0		A
12/29/19	L	24-27		H
09/13/20	W	21-11		H
12/20/20	L	12-22		A
09/12/21	L	16-17		H
01/09/22	L	24-33		A
09/11/22	L	7-20		A
01/01/23	W	23-21		H
09/17/23	L	17-24		H
10/29/23	L	17-31		A
10/0624	L	10-15		H
11/24/24	L	15-34		A
09/14/25	W	33-27		A
01/04/26	W	38-10		H

Notes: Game on 11/30/69 played in Tampa, Fla.

* = Playoffs

MINNESOTA VIKINGS

Patriots 9, Vikings 5

12/13/70	L	14-35		H
10/27/74	W	17-14		A
12/16/79	W	27-23		H
09/11/88	L	6-36		A
10/20/91	W	26-23	OT	H
11/13/94	W	26-20	OT	H
11/02/97	L	18-23		A
09/17/00	L	13-21		H
11/24/02	W	24-17		H
10/30/06	W	31-7		A
10/31/10	W	28-18		H
09/14/14	W	30-7		A
12/02/18	W	24-10		H
11/24/22**	L	26-33		A

** = Thanksgiving

NEW ORLEANS SAINTS

Patriots 11, Saints 6

12/10/72	W	17-10		A
12/05/76	W	27-6		H
12/21/80	W	38-27		A
12/04/83	W	7-0		H
11/30/86	W	21-20		A
11/12/89	L	24-28		H
11/08/92	L	14-31		H
12/03/95	L	17-31		H
10/04/98	W	30-27		A
11/25/01	W	34-17		H
11/20/05	W	24-17		H
11/30/09	L	17-38		A
10/13/13	W	30-27		H
09/17/17	W	36-20		A
09/26/21	L	13-28		H
10/08/23	L	0-34		H
10/12/25	W	25-19		A

NEW YORK GIANTS

Patriots 8, Giants 7

10/18/70	L	0-16		H
09/22/74	W	28-20		A
11/08/87	L	10-17		A
12/30/90	L	10-13		H
12/21/96	W	23-22		A
09/26/99	W	16-14		H
10/12/03	W	17-6		H
12/29/07	W	38-35		A
02/03/08*	L	14-17		N
11/06/11	L	20-24		H
02/05/12**	L	17-21		N
11/15/15	W	27-26		A
10/10/19	W	35-14		H
11/26/23	L	7-10		A

SERIES RESULTS

12/01/25	W	33-15		H

* = Super Bowl XLII
** = Super Bowl XLVI

NEW YORK JETS

Patriots 77, Jets 56 (1 Tie)

09/16/60	W	28-24		A
11/11/60	W	38-21		H
09/09/61	L	20-21		H
10/01/61	L	30-37		A
10/06/62	W	43-14		A
11/30/62	W	24-17		H
09/08/63	W	38-14		H
10/05/63	L	24-31		A
09/27/64	W	26-10		H
10/31/64	L	14-35		A
11/14/65	L	20-30		H
11/28/65	W	27-23		A
10/02/66	T	24-24		H
12/17/66	L	28-38		A
10/29/67	L	23-30		A
11/19/67	L	24-29		H
09/22/68	L	31-47		H
10/27/68	L	14-48		A
10/05/69	L	14-23		H
10/26/69	L	17-23		A
09/27/70	L	21-31		H
11/22/70	L	3-17		A
10/10/71	W	20-0		H
12/12/71	L	6-13		A
10/15/72	L	13-41		H
10/29/72	L	10-34		A
10/14/73	L	7-9		H
11/11/73	L	13-33		A
10/13/74	W	24-0		A
11/17/74	L	16-21		H
10/05/75	L	7-36		A
12/07/75	L	28-30		H
10/18/76	W	41-7		H
11/21/76	W	38-24		A
10/02/77	L	27-30		A
10/30/77	W	24-13		H
10/29/78	W	55-21		H
11/19/78	W	19-17		A
09/09/79	W	56-3		H
12/09/79	L	26-27		A
10/05/80	W	21-11		A
11/02/80	W	34-21		H
10/11/81	L	24-28		A
11/15/81	L	6-17		H
09/19/82	L	7-31		H
09/18/83	W	23-13		H
11/27/83	L	3-26		A
09/30/84	W	28-21		A
10/28/84	W	30-20		H
10/20/85	W	20-13		H
11/24/85	L	13-16	OT	A
12/28/85*	W	26-14		A
09/11/86	W	20-6		A
10/12/86	L	24-31		H
09/21/87	L	24-43		A
12/13/87	W	42-20		H
09/04/88	W	28-3		H
11/13/88	W	14-13		A
09/10/89	W	27-24		A
11/05/89	L	26-27		H
09/30/90	L	13-37		H
12/23/90	L	7-42		A
11/17/91	L	21-28		H
12/15/91	W	6-3		A
10/04/92	L	21-30		A
11/22/92	W	24-3		H
09/26/93	L	7-45		A
11/28/93	L	0-6		H
10/16/94	L	17-24		A
12/04/94	W	24-13		H
11/05/95	W	20-7		A
12/10/95	W	31-28		H
11/10/96	W	31-27		A
12/08/96	W	34-10		H
09/14/97	W	27-24	OT	H
10/19/97	L	19-24		A
10/19/98	L	14-24		H
12/27/98	L	10-31		A
09/12/99	W	30-28		A
11/15/99	L	17-24		H
09/11/00	L	19-20		A
10/15/00	L	17-34		H
09/23/01	L	3-10		H
12/02/01	W	17-16		A
09/15/02	W	44-7		A
12/22/02	L	17-30		H
09/21/03	W	23-16		H
12/20/03	W	21-16		A
10/24/04	W	13-7		H
12/26/04	W	23-7		A
12/04/05	W	16-3		H
12/26/05	W	31-21		A
09/17/06	W	24-17		A
11/12/06	L	14-17		H
01/07/07*	W	37-16		H
09/09/07	W	38-14		A
12/16/07	W	20-10		H
09/14/08	W	19-10		A
11/13/08	L	31-34	OT	H
09/20/09	L	9-16		A
11/22/09	W	31-14		H
09/19/10	L	14-28		A
12/06/10	W	45-3		H
01/16/11*	L	21-28		H
10/09/11	W	30-21		H
11/13/11	W	37-16		A
10/21/12	W	29-26	OT	H
11/22/12**	W	49-19		A
09/12/13	W	13-10		H
10/20/13	L	27-30	OT	A
10/16/14	W	27-25		H
12/21/14	W	17-16		A
10/25/15	W	30-23		H
12/27/15	L	20-26	OT	A
11/27/16	W	22-17		A
12/24/16	W	41-3		H
10/15/17	W	24-17		A
12/31/17	W	26-6		H
11/25/18	W	27-13		A
12/30/18	W	38-3		H
09/22/19	W	30-14		H
10/21/19	W	33-0		A
11/09/20	W	30-27		A
01/03/21	W	28-14		H
09/19/21	W	25-6		A
10/24/21	W	54-13		H
10/30/22	W	22-17		A
11/20/22	W	10-3		H
09/24/23	W	15-10		A
01/07/24	L	3-17		H
09/19/24	L	3-24		A
10/27/24	W	25-22		H
11/13/25	W	27-14		H
12/28/25	W	42-10		A

Notes: Franchise known as N.Y. Titans from 1960-62. Games on 9/8/63 & 9/27/64 at B.C. Alumni Stadium; 9/22/68 at Legion Field in Birmingham, Ala.
* = Playoffs
** = Thanksgiving

PHILADELPHIA EAGLES

Eagles 9, Patriots 7

11/04/73	L	23-24		A
11/27/77	W	14-6		H
10/08/78	W	24-14		H
09/13/81	L	3-13		A
12/09/84	L	17-27		A
11/29/87	L	31-34	OT	H
11/04/90	L	20-48		A
12/19/99	L	9-24		A
09/14/03	W	31-10		A
02/06/05*	W	24-21		N
11/25/07	W	31-28		H
11/27/11	W	38-20		A
12/06/15	L	28-35		H
02/04/18**	L	33-41		N
11/17/19	W	17-10		A
09/10/23	L	20-25		H

*=Super Bowl XXXIX
**=Super Bowl LII

SERIES RESULTS

PITTSBURGH STEELERS

Patriots 19, Steelers 17

10/22/72	L	3-33		A
12/08/74	L	17-21		H
09/26/76	W	30-27		A
09/03/79	L	13-16	OT	H
09/27/81	L	21-27	OT	A
12/26/82	L	14-37		A
09/25/83	W	28-23		A
10/19/86	W	34-0		A
12/17/89	L	10-28		A
12/09/90	L	3-24		A
09/15/91	L	6-20		A
12/05/93	L	14-17		A
12/16/95	L	27-41		A
01/05/97*	W	28-3		H
12/13/97	L	21-24	OT	H
01/03/98*	L	6-7		A
12/06/98	W	23-9		A
01/27/02*	W	24-17		A
09/09/02	W	30-14		H
10/31/04	L	20-34		A
01/23/05*	W	41-27		A
09/25/05	W	23-20		A
12/09/07	W	34-13		H
11/30/08	L	10-33		H
11/14/10	W	39-26		A
10/30/11	L	17-25		A
11/03/13	W	55-31		H
09/10/15	W	28-21		H
10/23/16	W	27-16		A
01/22/17*	W	36-17		H
12/17/17	W	27-24		A
12/16/18	L	10-17		A
09/08/19	W	33-3		H
09/18/22	W	17-14		A
12/07/23	W	21-18		A
09/21/25	L	14-21		H

* = Playoffs

SAN FRANCISCO 49ERS

49ers 10, Patriots 5

10/31/71	L	10-27		A
10/26/75	W	24-16		H
11/30/80	L	17-21		A
10/02/83	L	13-33		H
12/14/86	L	24-29		H
10/22/89	L	20-37		A
10/11/92	L	12-24		H
09/17/95	L	3-28		A
12/20/98	W	24-21		H
01/02/05	W	21-7		H
10/05/08	W	30-21		A
12/16/12	L	34-41		H
11/20/16	W	30-17		A
10/25/20	L	6-33		H
09/29/24	L	13-30		A

Note: Game on Oct. 22, 1989 was played in Palo Alto, Calif.

SEATTLE SEAHAWKS

Seahawks 12, Patriots 9

10/09/77	W	31-0		H
09/21/80	W	37-31		A
12/19/82	W	16-0		A
12/18/83	L	6-24		A
09/16/84	W	38-23		H
11/17/85	W	20-13		A
09/21/86	L	31-38		H
12/04/88	W	13-7		H
09/24/89	L	3-24		H
10/07/90	L	20-33		H
09/20/92	L	6-10		H
09/19/93	L	14-17		H
10/24/93	L	9-10		A
10/17/04	W	30-20		H
12/07/08	W	24-21		A
10/14/12	L	23-24		A
02/01/15*	W	28-24		N
11/13/16	L	24-31		H
09/20/20	L	30-35		A
09/15/24	L	20-23	OT	H
02/08/26**	L	13-29		N

* = Super Bowl XLIX
**= Super Bowl LX

TAMPA BAY BUCCANEERS

Patriots 8, Buccaneers 3

12/12/76	W	31-14		A
10/27/85	W	32-14		A
12/11/88	W	10-7	OT	H
11/16/97	L	7-27		A
09/03/00	L	16-21		H
12/17/05	W	28-0		H
10/25/09*	W	35-7		A
09/22/13	W	23-3		H
10/05/17	W	19-14		A
10/03/21	L	17-19		H
11/09/25	W	28-23		A

*= played in London

TENNESSEE TITANS

Patriots 27, Titans 19 (1 Tie)

11/25/60	L	10-24		H
12/18/60	L	21-37		A
10/13/61	T	31-31		H
11/12/61	L	15-27		A
09/16/62	W	34-21		H
11/18/62	L	17-21		A
11/01/63	W	45-3		H
12/08/63	W	46-28		A
11/06/64	W	25-24		H
11/29/64	W	34-17		A
09/19/65	L	10-31		A
12/18/65	W	42-14		H
11/13/66	W	27-21		H
12/11/66	W	38-14		A
11/05/67	W	18-7		H
11/26/67	L	6-27		A
10/13/68	L	0-16		H
12/15/68	L	17-45		A
11/02/69	W	24-0		H
12/14/69	L	23-27		A
11/07/71	W	28-20		H
11/25/73	W	32-0		A
09/21/75	L	0-7		H
11/12/78	L	23-26		H
12/31/78*	L	14-31		H
11/10/80	L	34-38		A
10/18/81	W	38-10		H
11/28/82	W	29-21		H
10/18/87	W	21-7		A
09/25/88	L	6-31		A
10/08/89	W	23-13		H
09/22/91	W	24-20		H
10/17/93	L	14-28		H
09/20/98	W	27-16		H
12/16/02	L	7-24		A
10/05/03	W	38-30		H
01/10/04*	W	17-14		H
12/31/06	W	40-23		A
10/18/09	W	59-0		H
09/09/12	W	34-13		A
12/20/15	W	33-16		H
01/13/18*	W	35-14		H
11/11/18	L	10-34		A
01/04/20*	L	13-20		H
11/28/21	W	36-13		H
11/03/24	L	17-20	OT	A
10/19/25	W	31-13		A

Notes: Franchise located in Houston from 1960-96. Named Tennessee Oilers from 1997-98.
* = Playoffs

WASHINGTON COMMANDERS

Commanders 7, Patriots 5

10/01/72	W	24-23		H
09/03/78	L	14-16		H
10/25/81	L	22-24		A
09/23/84	L	10-26		H
12/15/90	L	10-25		H
10/13/96	L	22-27		H
09/28/03	L	17-20		A
10/28/07	W	52-7		H
12/11/11	W	34-27		A
11/08/15	W	27-10		H
10/06/19	W	33-7		A
11/05/23	L	17-20		H

Note: Named Washington Redskins from 1933-2019 and Washington Football Team from 2020-21.

PATRIOTS OVERTIME GAMES

The Patriots are 22-27 all-time in regular-season and postseason overtime games during their 66-year history. New England set an NFL record with an eight-game overtime winning streak (including playoffs) from 2000-03. The Patriots are 16-21 when the game is decided by a field goal and 6-6 when a touchdown is the deciding factor. Below is a brief description of each overtime game.

REGULAR SEASON (19-27)

09/26/77 ..... at Cleveland 30, Patriots 27 L
John Smith sent the game into overtime with a 28-yard field goal with no time remaining in regulation. Cleveland's Don Cockroft capped a 10-play, 53-yard drive with a 35-yard game-winning field goal after 4:45 of overtime.

09/03/79 ..... Pittsburgh 16, at Patriots 13 L
Pittsburgh's Matt Bahr drilled a 41-yard field goal to give the Steelers the victory at the 5:10 mark in overtime. The clutch field goal came on Bahr's first professional career attempt.

11/25/79 ..... Buffalo 16, at Patriots 13 L
Buffalo's Nick Mike-Mayer kicked a 29-yard field goal 4:45 into overtime to give the Bills the victory.

12/08/80 ..... at Miami 16, Patriots 13 L
Uwe von Schamann kicked his third field goal of the day, a 23-yard game-winner, which gave Miami the three-point victory, 3:20 into overtime.

09/27/81..... at Pittsburgh 27, Patriots 21 L
The Patriots scored two touchdowns in the fourth quarter to recover from a 21-7 deficit. Unfortunately, Terry Bradshaw hit Lynn Swann with a 24-yard touchdown pass 3:19 into overtime to thwart the Patriots hopes for victory.

11/08/81..... Miami 30, at Patriots 27 L
Patriot John Smith nailed a 34-yard field goal with 10 seconds remaining in regulation that sent the game into overtime. The Dolphins Uwe von Schamann kicked a 30-yard field goal 7:09 into the extra quarter that gave Miami the victory.

09/04/83 ..... Balt. Colts 29, at Patriots 23..... L
The Colts Raul Allegre kicked a 33-yard field goal as time expired in the fourth quarter to send the game into overtime. On the first play of overtime, Baltimore's LB Johnnie Cooks picked up a Tony Collins fumble and rumbled 52 yards for the game-winning score.

11/24/85 ..... at N.Y. Jets 16, Patriots 13 L
New England's Tony Franklin sent the game into overtime with a 28-yard field goal with 16 seconds remaining in regulation. In the extra session, the Jets Pat Leahy kicked a 32-yard field goal to give the Jets a 16-13 win.

11/15/87..... Dallas 23, at Patriots 17..... L
The Cowboys Roger Ruzek's 20-yard field goal with 28 seconds remaining in regulation tied the game at 17. In overtime, Dallas running back Herschel Walker trotted 60 yards for the game-winning touchdown.

11/29/87 ..... Philadelphia 34, at Patriots 31..... L
The Patriots scored the final 21 points of regulation to send the game into overtime tied at 31. After 12:16 elapsed in overtime, the Eagles Paul McFadden connected from 38 yards, on his second field goal attempt in overtime.

12/11/88..... at Patriots 10, Tampa Bay 7 ..... W
The Patriots were victorious in overtime for the first time in franchise history, snapping their 10-game overtime losing streak. Jason Staurovsky kicked a 27-yard field goal 3:08 into overtime for the win.

10/29/89 ..... Patriots 23, at Indianapolis 20 ..... W
New England's Greg Davis kicked a 51-yard field goal, 9:57 into overtime for the 23-20 victory. The Colts Dean Biasucci sent the game into overtime when he kicked a 39-yard field goal with 51 seconds remaining in regulation.

10/20/91..... at Patriots 26, Minnesota 23 ..... W
With no time remaining in overtime, New England's Jason Staurovsky nailed a 42-yard field goal that gave the Patriots a 26-23 victory. The field goal attempt was Staurovsky's second in overtime.

12/08/91..... at Patriots 23, Indianapolis 17 ..... W
The Patriots scored the game's final 20 points and won their fourth consecutive overtime game. Hugh Millen connected with Ben Coates for a 2-yard touchdown with seven seconds remaining in regulation and then repeated the feat in overtime when he hit Michael Timpson for the 45-yard game-winning touchdown.

11/15/92..... Patriots 37, at Indianapolis 34 ..... W
The Patriots Charlie Baumann scored the final six points, including the game-winning 18-yard field goal, 11:35 into the extra session. The win snapped the Patriots nine-game losing streak during the 1992 season. Baumann's 44-yard field goal with two seconds remaining in regulation sent the game into overtime.

12/27/92..... Miami 16, at Patriots 13 L
The Dolphins were able to clinch the AFC East crown and a bye in the first round of the playoffs after they scored the game's final 13 points to win 16-13. Pete Stoyanovich's 35-yard field goal 6:43 into overtime propelled the Dolphins to victory.

09/12/93 ..... Detroit 19, at Patriots 16..... L
Detroit's Jason Hanson kicked a 38-yard field goal, his fourth of the day, 11:04 into overtime to lift the Lions to victory. Drew Bledsoe threw a 2-yard touchdown pass to Vincent Brisby with two seconds remaining in regulation which sent the game into overtime.

11/07/93 ..... Buffalo 13, at Patriots 10 L
Buffalo's Steve Christie kicked a 27-yard field goal with 14 seconds remaining in regulation to send the contest into overtime. Each team had two opportunities to score in the extra session and Christie kicked the game winning 32-yard field goal on Buffalo's second chance.

PATRIOTS OVERTIME GAMES

01/02/94 ..... at Patriots 33, Miami 27 ..... W
Drew Bledsoe connected with Michael Timpson for the 36-yard game winning touchdown to cap one of the greatest endings in Patriots history. The lead changed four times in the fourth quarter as the two teams combined for 27 points. Miami's Pete Stoyanovich sent the game into overtime with a 24-yard field goal with four seconds remaining in regulation.

11/13/94..... at Patriots 26, Minnesota 20 ..... W
The Patriots completed one of the greatest comebacks in team history, recovering from a 20-0 deficit to defeat the Vikings. New England's Matt Bahr sent the game into overtime when he kicked a 23-yard field goal with 14 seconds remaining. Drew Bledsoe completed a 14-yard touchdown pass to Kevin Turner 4:10 into overtime to give the Patriots the victory.

10/29/95 ..... Carolina 20, at Patriots 17 L
The Patriots scored 14 points in the fourth quarter on two Curtis Martin touchdown runs and tied the score at 17. However, the expansion Panthers were victorious when John Kasay booted a 29-yard field goal with 7:52 remaining in the extra period.

09/22/96..... at Patriots 28, Jacksonville 25 ..... W
The Patriots jumped out to a 22-0 first half lead but the Jaguars clawed their way back. Jaguars quarterback Mark Brunell's touchdown passes of 51, 41 and 61 yards gave them life in the second half and Mike Hollis' 27-yard field goal in the fourth quarter tied the game at 25. However, Patriots rookie kicker Adam Vinatieri converted five of six field goal attempts, including a 40-yarder in overtime to give the Patriots the victory.

09/14/97..... at Patriots 27, N.Y. Jets 24 ..... W
The Patriots won their third consecutive game to open the 1997 season, 27-24, in dramatic fashion when placekicker Adam Vinatieri kicked a 34-yard field goal 6:57 into overtime. The Jets had a chance to win the game at the end of regulation, but defensive end Mike Jones blocked a 29-yard field goal attempt by John Hall with 16 seconds remaining in the game.

12/13/97 ..... Pittsburgh 24, at Patriots 21..... L
The Steelers sent the game into overtime on a touchdown pass from Kordell Stewart to Mark Bruener and a two-point conversion. They capitalized on a Drew Bledsoe interception with just over two minutes remaining in the game. In the overtime period, the Steelers won the toss and took their only possession 61 yards down-field to set up the game-winning Norm Johnson field goal.

10/25/98 ..... at Miami 12, Patriots 9 L
The Dolphins scored the game's final six points, including Olindo Mare's game-winning 43-yard kick. New England's Adam Vinatieri accounted for all of the Patriots nine points, connecting on three of four field goal attempts.

12/26/99 ..... Buffalo 13, at Patriots 10 L
The Patriots missed two field goals, one at the end of regulation and one in overtime, and lost to Buffalo. The Bills scored a touchdown to tie the game at 10 with 4:34 remaining and Steve Christie kicked a 23-yard field goal with 1:51 remaining in overtime for the victory.

11/05/00..... Buffalo 16, at Patriots 13 L
Buffalo's Steve Christie booted a 32-yard field goal, the third of his career, in overtime against the Patriots. He also tied the game with a 48-yard kick with four seconds remaining in regulation. The Patriots, playing without Drew Bledsoe, took the lead, 13-10 on a 43-yard field goal by Adam Vinatieri.

12/17/00 ..... Patriots 13, at Buffalo 10 ..... W
Amid a snowstorm in Buffalo, Patriots kicker Adam Vinatieri nailed a 24-yard field goal in overtime for the victory. The game time temperature was 35 degrees, with a wind chill of six, and 40 mile-per-hour winds blew snow across the field making traction difficult for both sides. The Patriots and Bills tied the 1984 and 1985 Denver Broncos and Oakland Raiders for an NFL record as they entered overtime for the third consecutive meeting.

10/14/01..... at Patriots 29, San Diego 26..... W
The Patriots scored 10 points in the final nine minutes of regulation to tie the game at 26. Adam Vinatieri kicked a 23-yard field goal with 3:31 to play and Tom Brady connected with Jermaine Wiggins for a 3-yard touchdown to tie the game with just 36 seconds remaining. In overtime, Vinatieri nailed a 44-yard field goal for the victory.

12/16/01..... Patriots 12, at Buffalo 9..... W
The Patriots and Bills needed overtime to decide the outcome of their game for the fourth time in five meetings. Adam Vinatieri converted all four of his field goal attempts, including the game-winning 23-yard field goal in overtime. Former Bills RB Antowain Smith led the Patriots with 95 yards rushing, including a 38-yard run in overtime to get New England in field goal position.

09/22/02..... at Patriots 41, Kansas City 38..... W
The Patriots and Chiefs scored 42 points in the fourth quarter, including the last 14 by the Chiefs to tie the game at 38 at the end of regulation. The Patriots won the toss and drove 53 yards on nine plays and Adam Vinatieri nailed a 35-yard field goal for the Patriots victory. It was also the first overtime game at Gillette Stadium.

12/29/02 ..... at Patriots 27, Miami 24 ..... W
The Patriots trailed 21-7 with 1:06 remaining in the first half, but outscored the Dolphins 20-3 the rest of the way for their sixth consecutive overtime victory. New England scored the game's final 11 points on a Tom Brady touchdown pass to Troy Brown, the two-point conversion on a Brady to Christian Fauria pass and then Adam Vinatieri boomed a 43-yard field goal with 1:09 remaining in regulation. New England won the toss and drove 43 yards on seven plays and Vinatieri kicked a 35-yard game-winning field goal.

10/19/03..... Patriots 19, at Miami 13 ..... W
Richard Seymour blocked a 35-yard field goal attempt with 2:00 left in the game to send the game into the extra session. In overtime, Miami's Olindo Mare missed another 35-yard attempt wide right, then a Tyrone Poole interception at the Patriots 18-yard line snuffed out another Miami opportunity in overtime. On the next play, Tom Brady hit Troy Brown for an 82-yard touchdown strike, sending the Patriots home with a 19-13 win.

PATRIOTS OVERTIME GAMES

11/23/03 ..... Patriots 23, at Houston 20 ..... W
The Patriots set the all-time NFL mark with their eighth consecutive overtime victory in a nail-biter in the Lone Star State. The Texans took a 20-13 lead into the final minute of the game, but Tom Brady found Daniel Graham for a four-yard touchdown strike to tie the game at 20 with just 40 seconds left in regulation. The extra frame was a possession battle until the Patriots mounted a 76-yard drive in the final minutes of overtime, ending in a 28-yard field goal by Adam Vinatieri with 45 seconds left.

11/13/08..... N.Y. Jets 34, at Patriots 31..... L
The Patriots had their NFL-record eight-game overtime winning streak snapped in a loss to the Jets at Gillette Stadium. New England rallied from a 24-6 second-quarter deficit to tie the game at 24-24 early in the fourth quarter. N.Y. held a 31-24 lead into the final minute, but Randy Moss made a memorable tiptoe catch on a pass from Matt Cassel along the side of the end zone for a 16-yard touchdown with one second left to force overtime. But, N.Y. won the coin toss and marched 64 yards on 14 plays to set up a game-winning 34-yard field goal by Jay Feely.

10/11/09 ..... at Denver 20, Patriots 17 L
The Patriots failed to hold onto a 17-7 halftime lead in a 20-17 overtime loss to Denver. QB Tom Brady was limited to five completions for 63 yards in the second half. New England entered the final quarter with a 17-10 lead, but Denver marched 98 yards in 12 plays before QB Kyle Orton completed an 11-yard touchdown pass to WR Brandon Marshall to tie the game at 17 with 5:21 remaining in regulation. With under two minutes remaining, New England moved to the Denver 49-yard line before DE Vonnie Holliday forced a fumble on a Brady sack to end the Patriots scoring threat. Denver took the overtime kickoff and moved 58 yards in 11 plays to set up a 41-yard game-winning field goal.

10/17/10..... at Patriots 23, Baltimore 20 ..... W
Kicker Stephen Gostkowski drilled a 35-yard field goal in overtime to give New England a 23-20 victory over the Baltimore Ravens at Gillette Stadium. Tom Brady, who finished the game 27-of-44 for 292 yards, completed 16-of-24 passes for 156 yards with one touchdown during a fourth quarter rally as New England scored the final 13 points to get the win and overcome a 20-10 fourth quarter deficit.

10/21/12..... at Patriots 29, N.Y. Jets 26 ..... W
The Patriots squandered a 10-point fourth-quarter lead but came through in the clutch when Rob Ninkovich and Jermaine Cunningham combined for a strip-sack of Jets QB Mark Sanchez in overtime as the Patriots defense was able to seal the victory following a Stephen Gostkowski field goal in the Patriots opening drive of the extra session. Tom Brady led two clutch drives - one late in the fourth quarter and the other in overtime and Gostkowski drilled two field goals - a 43-yarder as time expired in regulation and the 48-yarder in the first overtime drive.

10/20/13..... Patriots 27, at N.Y. Jets 30..... L
The Patriots 11-point halftime lead evaporated on the second play of the second half when Tom Brady threw an interception to Jets S Antonio Allen, who returned the pick for a 23-yard touchdown. New England netted -5 yards on offense in the third quarter while the Jets scored 17 points in the frame to take a 27-21 lead heading into the fourth quarter. The Patriots managed to tie the score on the final drive of regulation when Stephen Gostkowski drilled a 44-yard field goal with :19 left on the clock. The Patriots won the overtime coin toss but only managed one first down and were forced to punt. New York then engineered a 14-play, 56-yard drive that included a 15-yard unsportsmanlike conduct penalty on the Patriots and Jets K Nick Folk hit a 42-yard field goal to win the game and end a five-game losing streak to New England.

11/24/13..... at Patriots 34, Denver 31..... W
New England fumbled on its first three offensive possessions of a cold, windy November game and entered the locker room down 24-0 at halftime. The Patriots came back in the second half and scored on five straight possessions to take a 31-24 lead in the fourth quarter. Peyton Manning then led Denver on a 10-play, 79 yard touchdown drive to tie the game late in the fourth quarter. The Patriots won the overtime coin toss and took the wind, giving the Broncos the first possession in the extra frame. The two teams traded possessions until a high-arching Patriots punt by Ryan Allen was muffed by Denver and recovered by New England deep in Broncos territory. Stephen Gostkowski drilled a 31-yard field goal to cap the greatest comeback in franchise history.

11/29/15..... at Denver 30, Patriots 24 L
The Denver Broncos overcame a 21-7 fourth-quarter deficit to win, 30-24, in overtime and hand the visiting Patriots their first loss of the season. Facing a late 21-17 fourth-quarter deficit, Denver QB Brock Osweiler led the Broncos on a 5-play, 83 yard drive capped off by a 4-yard touchdown strike to WR Andre Caldwell that gave the Broncos their first lead of the night at 24-21 with 1:09 left to play. Not to be outdone, Tom Brady then led New England 51 yards down the field into Denver territory, completing three of his four passes, before Stephen Gostkowski connected on a game-tying 47-yard field goal as time expired. The Patriots won the coin toss in overtime and elected to receive but were stopped on three straight plays. On Denver's second play from scrimmage, RB C.J. Anderson scampered 48 yards to the end zone giving Denver a dramatic victory in the snowy conditions at Mile High.

12/27/15 ..... at N.Y. Jets 26, Patriots 20 L
Tom Brady rallied the Patriots from a 17-3 deficit to tie the game at 20 with under two minutes to play in regulation on a 9-yard touchdown pass to RB James White. The 11-play, 66 yard drive was highlighted by two critical fourth-down conversions to TE Rob Gronkowski, the second being a 26-yard completion on fourth-and-9 that put New England at the Jets 9-yard line. Brady hit White for the game-tying score on the very next play. After winning the coin toss the Patriots elected to kick, which resulted in a 5-play, 80 yard drive capped off by a 6-yard touchdown reception from WR Eric Decker that gave New York the victory.

PATRIOTS OVERTIME GAMES

10/17/21..... Dallas 35, at Patriots 29..... L
Cowboys quarterback Dak Prescott passed for 445 yards and three touchdowns, the most important of which coming on a 35-yard connection with receiver Cee-Dee Lamb in overtime to give Dallas a 35-29 victory. After falling behind following an interception that was returned for a touchdown, Mac Jones connected with WR Kendrick Bourne on a 75-yard touchdown pass to move in front, 29-26, with just over two minutes in regulation. Dallas converted a third-and-25 situation to get into field goal range to send the game into overtime. After stopping New England on the opening drive,Dallas scored on its first offensive drive to secure the win.

10/02/22 ..... at Green Bay 27, Patriots 24..... L
The Packers survived a tougher-than-expected game at Lambeau Field, beating the Patriots 27-24 on a K Mason Crosby walk-off 31-yard field goal on the final play of overtime. Entering the game without Mac Jones (out with an ankle injury), New England was quickly forced to play third-string quarterback Bailey Zappe when backup Brian Hoyer exited with a head injury during the first quarter. Zappe took over the rest of the way, finishing 10-of-15 for 99 yards with a 25-yard touchdown in the third quarter to WR DeVante Parker. QB Aaron Rodgers threw a pick-six that rookie DB Jack Jones returned 40 yards to give the Patriots a 10-3 halftime lead.

09/15/24 ..... Seattle 23, at Patriots 20 L
Seattle K Jason Myers hit a 31-yard field goal in overtime to lift Seattle to a 23-20 win over the Patriots. Myers ensured the game went into overtime with a 38-yard field goal with less than a minute left in regulation. Seattle QB Geno Smith led an 8-play, 71-yard drive to the New England 13-yard line to set up the winning score. Seattle kept their hopes for a win alive late in the game with blocked 48-yard field goal that would have out the Patriots up six with 3:59 left in regulation.

11/03/24 ..... at Tennessee 20, Patriots 17..... L
K Nick Folk kicked a 25-yard field goal with 2:32 left in overtime and the Titans beat New England, 20-17. New England had a final chance after QB Drake Maye forced overtime with a 5-yard touchdown pass to RB Rhamondre Stevens. But S Amani Hooker's second interception of the game clinched the victory with 2:07 left to play. Marcus Jones returned a punt to midfield with 1:45 to play in regulation and Maye drove the Patriots to the 5-yard line and connected with Stevenson on a play that took 11.82 and then elected for an extra point to tie the game and head to overtime.

POSTSEASON (3-0)

01/19/02..... at Patriots 16, Oakland 13* ..... W
Adam Vinatieri boomed a 45-yard field goal with 27 seconds remaining in regulation to tie the game up at 13 and send it into overtime. The game time temperature dipped to 25 degrees and the field was covered by five inches of snow that didn't let up until the game was over. In overtime, the Patriots drove 61 yards on 15 plays and Vinatieri nailed a 23-yard field goal for the 16-13 victory. The Patriots became just the second team in postseason overtime history (16 games) to win the contest on the opening drive of the extra stanza.
***-AFC Divisional Playoff Game**

02/05/17..... Patriots 34, Atlanta 28* ..... W
James White's 2-yard touchdown run in overtime sealed a victory and capped off the greatest comeback in Super Bowl history as the Patriots erased a 25-point third quarter deficit. Down 21-3 the Patriots didn't do much to help their cause early in the second half as Atlanta added to their lead on a 6-yard touchdown reception from Matt Ryan to Tevin Coleman to make the score 28-3. From there it was all Patriots, with the key turning point in the game being a fourth quarter strip sack by Dont'a Hightower that gave the Patriots possession deep in Atlanta territory down 28-12 with under nine minutes left to play. A 6-yard Danny Amendola touchdown reception along with a James White 2-point conversion made the score 28-20. After Atlanta's ensuing drive stalled deep in New England territory, Tom Brady led a 10-play, 91-yard drive that ended with a 1-yard James White touchdown run and a second successful 2-point conversion to tie the score at 28-28. After winning the overtime coin toss, Tom Brady orchestrated an 8-play, 75-yard drive that ended in James White's winning 2-yard touchdown run that captured the Patriots fifth Super Bowl title.
***-Super Bowl LI**

01/20/19..... Patriots 37, at Kansas City 31* ..... W
Rex Burkhead's 2-yard touchdown run in overtime sent the Patriots to their third straight Super Bowl and clinched a 37-31 AFC Championship victory over the Kansas City Chiefs on a frigid night at Arrowhead Stadium. The Patriots opened up a 14-0 halftime lead in which they dominated the time of possession and held a high-powered Chiefs offense to just 32 total yards of offense. Both teams would trade scores throughout the second half with Kansas City roaring back to take two fourth-quarter leads, the last coming on a 2-yard touchdown run by Damien Williams with 2:03 left to play that put Kansas City ahead, 28-24. Tom Brady then led a 6-play, 65-yard drive capped off by a 4-yard touchdown run by Rex Burkhead to retake the lead briefly before Chiefs kicker Harrison Butker tied the game at 31 at the end of regulation. After winning the overtime coin toss, Brady led a methodical 13-play, 75-yard drive, highlighted by three third-down conversions that culminated in Burkhead's 2-yard game-winning score to send New England on to Super Bowl LIII.
***-AFC Championship Game**

YEAR-BY-YEAR ATTENDANCE

REGULAR SEASON

	HOME GAMES			ROAD GAMES			SEASON TOTAL	
Year	*Gms*	*Attendance*	*Avg.*	*Gms*	*Attendance*	*Avg.*	*Totals*	*Avg.*
1960	7	118,260	16,894	7	110,316	15,759	228,576	16,327
1961	7	115,610	16,516	7	129,984	18,569	245,594	17,542
1962	7	150,626	21,518	7	170,983	24,426	321,609	22,972
1963	7	169,870	24,267	7	143,936	20,562	313,806	22,415
1964	7	199,652	28,522	7	175,246	25,035	374,898	26,778
1965	7	143,098	20,443	7	245,485	35,069	388,583	27,756
1966	7	190,138	27,163	7	240,668	34,381	430,806	30,772
1967*	6	138,861	23,144	8	287,279	35,910	426,140	30,439
1968**	7	156,459	22,351	7	289,204	41,315	445,663	31,833
1969	7	149,412	21,345	7	284,587	40,655	433,999	31,000
1970	7	245,537	35,077	7	361,842	51,692	607,379	43,384
1971	7	411,109	58,730	7	383,143	54,735	794,252	56,732
1972	7	426,993	60,999	7	402,159	57,451	829,152	59,225
1973	7	410,443	58,635	7	416,805	59,544	827,248	59,089
1974	7	420,903	60,129	7	411,595	58,799	832,498	59,464
1975	7	411,490	58,784	7	379,112	54,159	790,602	56,472
1976	7	378,994	54,142	7	387,432	55,347	766,426	54,745
1977	7	415,959	59,423	7	399,419	57,060	815,378	58,241
1978	8	478,978	59,872	8	455,679	56,960	934,657	58,416
1979	8	473,141	59,143	8	502,492	62,812	975,633	60,977
1980	8	458,283	57,285	8	442,001	55,250	900,284	56,268
1981	8	414,741	51,843	8	413,073	51,634	827,814	51,738
1982@	4	149,188	37,297	5	231,781	46,356	380,969	42,330
1983	8	370,958	46,370	8	416,024	52,003	786,982	49,186
1984	8	392,275	49,034	8	468,464	58,558	860,739	53,796
1985	8	438,817	54,852	8	458,341	57,293	897,158	56,072
1986	8	477,688	59,711	8	537,779	67,222	1,015,467	63,467
1987@	8	374,302	46,788	7	431,739	61,677	806,041	53,736
1988	8	438,627	54,828	8	400,372	50,047	838,999	52,437
1989	8	388,522	48,565	8	494,981	61,873	883,503	55,219
1990	8	311,623	38,953	8	417,304	52,163	728,927	45,558
1991	8	303,116	37,890	8	433,249	54,156	736,365	46,023
1992	8	308,409	38,551	8	430,820	53,853	739,229	46,202
1993	8	362,964	45,371	8	443,708	55,464	806,672	50,417
1994	8	472,718	59,090	8	481,673	60,209	954,391	59,649
1995	8	466,743	58,343	8	504,373	63,047	971,116	60,695
1996	8	468,301	58,538	8	522,829	65,354	991,130	61,946
1997	8	477,431	59,679	8	547,518	68,440	1,024,949	64,059
1998	8	475,828	59,479	8	516,846	64,606	992,674	62,042
1999	8	461,624	57,703	8	553,917	69,240	1,015,541	63,471
2000	8	458,880	57,360	8	548,258	68,532	1,007,138	62,946
2001	8	482,336	60,292	8	497,035	62,129	979,371	61,211
2002	8	547,488	68,436	8	548,581	68,573	1,096,069	68,152
2003	8	547,488	68,436	8	580,027	72,503	1,127,515	70,470
2004	8	550,048	68,756	8	558,162	69,770	1,108,210	69,263
2005	8	550,048	68,756	8	586,855	73,357	1,136,903	71,056
2006	8	550,048	68,756	8	560,722	70,090	1,110,770	69,423
2007	8	550,048	68,756	8	559,318	69,915	1,109,366	69,335
2008	8	550,048	68,756	8	550,100	68,763	1,100,148	68,759
2009	8	550,048	68,756	8	587,952	73,494	1,138,000	71,125
2010	8	550,048	68,756	8	538,705	67,338	1,088,753	68,047
2011	8	550,048	68,756	8	564,643	70,580	1,114,691	69,668
2012	8	550,048	68,756	8	584,690	73,086	1,134,738	70,921
2013	8	550,048	68,756	8	570,769	71,346	1,120,817	70,051
2014	8	550,048	68,756	8	561,935	70,242	1,111,983	69,499
2015	8	534,632	66,829	8	601,655	75,207	1,136,287	71,018
2016	8	534,632	66,829	8	560,140	70,018	1,094,772	68,423
2017	8	527,024	65,878	8	571,914	71,501	1,098,938	68,684
2018	8	527,024	65,878	8	541,506	67,688	1,068,530	66,783
2019	8	527,024	65,878	8	560,880	70,110	1,087,904	67,994
2020	8	0	0	8	38,586	4,823	38,586	2,412
2021	9	592,902	65,878	8	557,404	69,676	1,150,306	67,665
2022	8	527,024	65,878	9	624,859	69,429	1,151,883	67,758
2023&	9	567,168	63,019	8	597,978	74,747	1,165,146	68,538
2024	8	517,024	64,628	9	630,503	70,056	1,147,527	67,502
2025	9	581,652	64,628	8	546,625	68,328	1,128,277	66,369
Totals	**508**	**27,140,517**	**53,426**	**509**	**29,553,960**	**58.063**	**56,694,477**	**55,747**

YEAR-BY-YEAR ATTENDANCE

POSTSEASON ATTENDANCE

	HOME GAMES			ROAD GAMES			SEASON TOTAL	
Year	*Gms*	*Attendance*	*Avg.*	*Gms*	*Attendance*	*Avg.*	*Total*	*Avg.*
1963	-	-		2	64,314	32,157	64,314	32,157
1976	-	-		1	54,037	54,037	54,037	54,037
1978	1	61,297	61,297	-	-	-	61,297	61,297
1982	-	-		1	68,842	68,842	68,842	68,842
1985	-	-		4^	308,690	77,173	308,690	77,173
1986	-	-		1	76,105	76,105	76,105	76,105
1994	-	-		1	77,452	77,452	77,452	77,452
1996	2	120,378	60,189	1^	72,301	72,301	192,679	64,226
1997	1	60,041	60,041	1	61,228	61,228	121,269	60,635
1998	-	-	-	1	72,559	72,559	72,559	72,559
2001	1	60,292	60,292	2^	137,626	68,111	197,918	65,973
2003	2	136,872	68,436	1^	71,525	71,525	208,397	69,466
2004	1	68,756	68,756	2^	143,367	71,684	212,123	70,708
2005	1	68,756	68,756	1	76,238	76,238	144,994	72,497
2006	1	68,756	68,756	2	126,243	63,122	194,999	65,000
2007	2	137,512	68,756	1^	71,101	71,101	208,613	69,538
2009	1	68,756	68,756	-	-	-	68,756	68,756
2010	1	68,756	68,756	-	-	-	68,756	68,756
2011	2	137,512	68,756	1^	68,658	68,658	206,170	68,723
2012	2	137,512	68,756	-	-	-	137,512	68,756
2013	1	68,756	68,756	1	77,110	77,110	145,866	72,933
2014	2	137,512	68,756	1^	70,288	70,288	207,800	69,267
2015	1	66,829	66,829	1	77,112	77,112	143,941	71,971
2016	2	133,658	66,829	1^	70,807	70,807	204,465	68,155
2017	2	131,756	65,878	1^	67,612	67,612	199,368	66,456
2018	1	65,878	65,878	2^	147,115	73,558	212,993	70,998
2019	1	65,878	65,878	-	-	-	65,878	65,878
2021	-	-	-	1	69,188	69,188	69,188	69,188
2025	2	129,256	64,628	2^	147,685	73,843	276,941	69,235
Totals	**30**	**1,994,719**	**66,491**	**33**	**2,277,203**	**69,006**	**4,271,922**	**67,808**
Grand Totals	**538**	**29,135,236**	**54,155**	**532**	**31,831,163**	**59,833**	**60.966,399**	**56,978**

*-Game vs. Chargers was moved to San Diego due to a World Series scheduling conflict at Fenway Park
**-Game vs. Jets was moved to Birmingham, Ala. due to a scheduling conflict at Fenway Park, but still considered a "home" game for the Patriots.
^-Super Bowls played at a neutral site.@-1982 and 1987 season were shortened due to player strikes.
&Home game vs. Indianapolis was played in Frankfurt, Germany.

1960 FINAL STATISTICS (5-9)

HEAD COACH: LOU SABAN • FOURTH IN AFL EAST • HOME STADIUM: BOSTON UNIVERSITY FIELD

Date	W/L	Score		Opp.	Att.
9/09	L	10-13		Denver	21,597
9/17	W	28-24	at	N.Y. Titans	19,200
9/23	L	0-13		Buffalo	20,732
10/08	W	35- 0	at	L.A. Chargers	18,226
10/16	L	14-27	at	Oakland	11,500
10/23	L	24-31	at	Denver	12,683
10/28	L	16-45		L.A. Chargers	13,988
11/04	W	34-28		Oakland	8,446
11/11	W	38-21		N.Y. Titans	11,653
11/18	W	42-14		Dallas Texans	14,721
11/25	L	10-24		Houston	27,123
12/04	L	14-38	at	Buffalo	14,335
12/11	L	0-34	at	Dallas Texans	12,000
12/18	L	21-37	at	Houston	22,352

TEAM STATISTICS	PATS	OPP
Total First Downs	**234**	**237**
By Rushing	86	78
By Passing	126	135
By Penalty	22	24
TOTAL NET YARDS	**4116**	**4255**
Avg. per Game	294.0	303.9
Total Offensive Plays	874	935
Avg. per Play	4.7	4.6
NET YARDS RUSHING	**1512**	**1513**
Total Rushing Plays	363	477
Avg. per Rush	4.2	3.2
Avg. per Game	108.0	108.1
NET YARDS PASSING	**2604**	**2742**
Avg. per Game	186.0	195.0
Sacked/Yards Lost	36/261	29/219
Gross Yards Passing	2865	2958
Att./Completions	475/223	429/210
Completion Pct.	46.9	49.0
Had Intercepted	23	25
PUNTS/AVERAGE	**78/35.8**	**74/37.2**
PENALTIES/YARDS	**69/730**	**77/825**
FUMBLES/BALLS LOST	**36/22**	**41/20**
TOUCHDOWNS	**37**	**46**
Rushing	11	21
Passing	25	19
Returns	1	6

SCORE BY PERIODS	1	2	3	4	OT	TOTAL
Patriots	**85**	**47**	**117**	**37**	**-**	**286**
Opponents	**36**	**119**	**89**	**105**	**-**	**349**

SCORING	TD	Ru	Pa	Rt	PAT	FG	S	TP
Cappelletti	**0**	**0**	**0**	**0**	**30/32**	**8/22**	**0**	**60**
Colclough	9	0	9	0			0	54
Christy	6	4	2	0			0	36
Lofton	4	0	4	0			0	24
Miller	3	1	2	0			0	18
Johnson	3	0	3	0			0	18
Stephens	3	0	3	0			0	18
Crawford	2	2	0	0			0	14
Songin	2	2	0	0			0	12
Beach	1	0	1	0			0	6
Burton	1	1	0	0			0	6
Livingston	1	1	0	0			0	6
Shonta	1	0	0	1			0	6
Wells	1	0	1	0			0	6
Team	0	0	0	0			1	2
Cudzik	0	0	0	0	0/0	0/1	0	0
Patriots	**37**	**11**	**25**	**1**	**30/32**	**8/23**	**1**	**286**
Opponents	**46**	**21**	**19**	**6**	**43/46**	**10/27**	**0**	**349**

2-Pt. Conversions: Cappelletti 3-4, Crawford 1-1.
Patriots: 4-5, Opp.: 0-0.

RUSHING	NO	YDS	AVG	LG	TD
Miller	101	416	4.2	33	1
Christy	78	363	4.7	48	4
Burton	66	280	4.3	77	1
Crawford	51	238	4.7	39t	2
Wells	14	59	4.2	13	0
Greene	7	44	6.3	21	0
Songin	11	40	3.6	20	2
Garron	8	27	3.4	9	0
Crouthamel	4	16	4.0	6	0
Livingston	10	16	1.6	5	1
Washington	2	10	5.0	7	0
White	5	7	1.4	5	0
Beach	6	-4	-0.7	3	0
Patriots	**363**	**1512**	**4.2**	**77**	**11**
Opponents	**477**	**1513**	**3.2**	**87**	**21**

RECEIVING	NO	YDS	AVG	LG	TD
Colclough	49	666	13.6	61	9
Miller	29	284	9.8	48t	2
Christy	26	268	10.3	53	2
Stephens	22	320	14.5	53	3
Burton	21	196	9.3	35	0
Lofton	19	360	18.9	39	4
Wells	14	206	14.7	78	1
Johnson	11	186	16.9	51t	3
Crawford	10	92	9.2	40	0
Beach	9	132	14.7	51t	1
Green	3	52	17.3	31	0
White	2	24	12.0	13	0
Atchason	2	22	11.0	14	0
Long	2	10	5.0	5	0
Cappelletti	1	28	28.0	28	0
Cudzik	1	11	11.0	11	0
Garron	1	8	8.0	8	0
Livingston	1	0	0.0	0	0
Patriots	**223**	**2865**	**12.8**	**78**	**25**
Opponents	**210**	**2958**	**14.1**	**--**	**19**

INTERCEPTIONS	NO	YDS	AVG	LG	TD
Cappelletti	4	68	17.0	27	0
Jacobs	4	26	6.5	14	0
Bruney	3	35	11.7	18	0
Washington	3	13	4.3	13	0
O'Hanley	3	1	0.3	1	0
Shonta	2	101	50.5	52	0
Soltis	2	33	16.5	33	0
Rudolph	2	13	6.5	13	0
Dee	1	14	14.0	14	0
Brown	1	8	8.0	8	0
Patriots	**25**	**312**	**12.5**	**52**	**0**
Opponents	**23**	**336**	**14.6**	**66t**	**3**

PUNTING	NO	YDS	AVG	LG	BLK
Greene	61	2253	36.9	66	1
Washington	17	539	31.7	48	0
Patriots	**78**	**2792**	**35.8**	**66**	**1**
Opponents	**74**	**2750**	**37.2**	**--**	**1**

PUNT RETURNS	NO	YDS	AVG	LG	TD
Wells	12	66	5.6	19	0
Christy	8	73	9.1	29	0
Bruney	4	31	7.7	19	0
Beach	1	21	21.0	21	0
Cappelletti	1	3	3.0	3	0
Burton	1	0	0.0	0	0
Patriots	**27**	**194**	**7.2**	**29**	**0**
Opponents	**21**	**361**	**17.2**	**76t**	**3**

KICK RETURNS	NO	YDS	AVG	LG	TD
Christy	24	617	25.7	52	0
Wells	11	275	28.5	33	0
Beach	7	146	20.7	33	0
Burton	4	161	40.3	59	0
Cappelletti	4	100	25.0	37	0
Bruney	2	39	19.5	20	0
Crouthamel	2	27	13.5	15	0
Garron	1	21	21.0	21	0
Smith	1	13	13.0	13	0
Hunt	1	8	8.0	8	0
DeLucca	1	8	8.0	8	0
Livingston	1	3	3.0	3	0
Greene	1	3	3.0	3	0
Patriots	**60**	**1421**	**23.7**	**59**	**0**
Opponents	**50**	**1123**	**22.5**	**88t**	**1**

SACKS: Rudolph 3.0, Dee 2.5, Jacobs 2.0, Sardisco 2.0, Addison 1.0, Hauser 0.5, Team 8.0.

FIELD GOALS	1-19	20-29	30-39	40-49	50+
Cappelletti	1-1	4-5	3-6	0-9	0-1
Cudzik	--	--	--	0-1	--
Patriots	**1-1**	**4-5**	**3-6**	**0-10**	**0-1**
Opponents	**4-4**	**3-6**	**1-6**	**2-11**	**0-0**

Cappelletti: (34G) () (50N) (23G,33G) (47N) (12G,48N,42N) (38N,48B) (42N,37N,27G,27G) (39N,30G,45B,43N) () (20G,40N) (43N,27N) () ().

Cudzik: () () () () () () () () () () () (48N) ()

OPPONENTS: () (23G) (38N) () (40N)(42N, 47N, 9G) (35B,41N,18G) (47N,38N) (44N) (42N) (35N,20N,32N,16G) (27N,45G) (28N,42N,24G, 49N, 46G) (32G,26G,10G).

EDITORS NOTE: Due to insufficient data, the starting line-ups from 1960-67 are incomplete.

1960 Coaching Staff: Joe Collier, Defensive Backfield, Mike Holovak, Offensive Backfield, Red Miller, Offensive Line, Jerry Smith, Defensive Line.

No AFL All-Star Game Played

PASSING	ATT	CMP	YARDS	CMP%	YDS/ATT	TD	TD%	INT	INT%	LG	SK/YDS	RATING
Songin	392	187	2476	47.7	6.32	22	5.6	15	3.8	78	--/--	70.9
Greene	63	27	251	42.9	3.98	1	1.6	6	9.5	31	--/--	20.1
Christy	11	6	94	54.5	8.55	2	18.2	2	18.2	39	--/--	83.1
White	7	3	44	42.9	6.29	0	0.0	0	0.0	23	--/--	64.0
Dimitroff	2	0	0	0.0	0.00	0	0.0	0	0.0	0	--/--	39.6
Patriots	**475**	**223**	**2865**	**46.9**	**6.03**	**25**	**5.3**	**23**	**4.8**	**78**	**36/261**	**63.7**
Opponents	**429**	**210**	**2958**	**49.0**	**6.90**	**19**	**4.4**	**25**	**5.8**	**--**	**29/216**	**62.1**

1961 FINAL STATISTICS (9-4-1)

HEAD COACH: LOU SABAN (2-3), MIKE HOLOVAK (7-1-1) • SECOND IN AFL EAST • HOME STADIUM: BOSTON UNIVERSITY FIELD

Date	W/L	Score		Opp.	Att.
9/09	L	20-21		N.Y. Titans	16,683
9/16	W	45-17		Denver	14,479
9/23	W	23-21	at	Buffalo	21,504
10/01	L	30-37	at	N.Y. Titans	15,189
10/07	L	27-38		San Diego	17,748
10/13	T	31-31		Houston	15,070
10/22	W	52-21		Buffalo	9,398
10/29	W	18-17	at	Dallas Texans	20,500
11/03	W	28-21		Dallas Texans	25,063
11/12	L	15-27	at	Houston	35,649
11/17	W	20-17		Oakland	17,169
12/03	W	28-24	at	Denver	9,303
12/09	W	35-21	at	Oakland	6,500
12/17	W	41-0	at	San Diego	21,339

TEAM STATISTICS	PATS	OPP
TOTAL FIRST DOWNS	**238**	**243**
By Rushing	93	72
By Passing	120	151
By Penalty	25	20
TOTAL NET YARDS	**4214**	**4123**
Avg. per Game	301.0	294.5
Total Offensive Plays	936	967
Avg. per Play	4.5	4.3
NET YARDS RUSHING	**1675**	**1041**
Total Rushing Plays	389	350
Avg. per Rush	4.3	3.0
Avg. per Game	119.6	74.4
NET YARDS PASSING	**2539**	**3082**
Avg. per Game	181.4	220.1
Sacked/Yards Lost	33/256	44/408
Gross Yards Passing	2795	3490
Att./Completions	420/206	479/241
Completion Pct.	49.0	50.3
Had Intercepted	21	22
PUNTS/AVERAGE	**64/37.6**	**71/40.7**
PUNTS RETURN /AVG	**32.13.0**	**15/16.3**
PENALTIES/YARDS	**64/659**	**67/662**
FUMBLES/BALLS LOST	**24/9**	**36/20**
TOUCHDOWNS	**52**	**41**
Rushing	15	9
Passing	29	27
Returns	8	5

SCORE BY PERIODS	1	2	3	4	OT	TOTAL
Patriots	**98**	**98**	**118**	**99**	**-**	**413**
Opponents	**45**	**109**	**51**	**108**	**-**	**313**

SCORING	TD	Ru	Pa	Rt	PAT	FG	S	TP
Cappelletti	8	0	8	0	48/50	17/32	0	147
Lott	11	5	6	0			0	66
Colclough	9	0	9	0			0	54
Garron	6	2	3	1			0	36
Parilli	5	4	0	1			0	32
Webb	4	0	0	4			0	24
Stephens	3	0	2	1			0	18
Burton	3	2	0	1			0	18
Johnson	1	0	1	0			0	6
Moore	1	0	0	1			0	6
Yewcic	1	1	0	0			0	6
Patriots	**52**	**15**	**29**	**8**	**48/50**	**17/32**	**0**	**413**
Opponents	**41**	**9**	**27**	**5**	**40/40**	**9/23**	**0**	**313**

2-Pt. Conversions: Parilli 1-1, Songin 0-1. Patriots 1-2, Opp.: 0-1.

RUSHING	NO	YDS	AVG	LG	TD
Lott	100	461	4.6	38	5
Garron	69	389	5.6	85t	2
Burton	82	260	3.2	43	2
Parilli	38	183	4.8	24	4
Crawford	41	148	3.6	34	0
West	26	90	3.5	31	0
Yewcic	11	51	4.6	13	1
Songin	8	39	4.9	11	0
Colclough	3	37	12.3	16	0
Schwedes	10	14	1.4	5	0
Washington	1	3	3.0	3	0
Patriots	**389**	**1675**	**4.3**	**85t**	**14**
Opponents	**350**	**1041**	**3.0**	**29**	**9**

RECEIVING	NO	YDS	AVG	LG	TD
Cappelletti	45	768	17.1	53	8
Colclough	42	757	18.0	58t	9
Lott	32	333	10.4	47	6
Garron	24	341	14.2	51t	2
Stephens	19	186	9.8	31	2
Burton	13	115	8.8	45	0
Crawford	9	85	9.4	25	0
Johnson	9	82	9.1	21	1
Yewcic	6	56	9.3	46	0
West	5	42	8.4	18	0
Schwedes	1	21	21.0	21	0
Shonta	1	9	9.0	9	0
Patriots	**206**	**2795**	**13.6**	**58t**	**29**
Opponents	**241**	**3490**	**14.5**	**75t**	**27**

INTERCEPTIONS	NO	YDS	AVG	LG	TD
Webb	5	153	30.6	59	2
Washington	4	45	11.3	33	0
Addison	4	17	4.3	10	0
Bruney	2	20	10.0	12	0
Robotti	2	18	9.0	11	0
Hall	2	12	6.0	12	0
Beach	1	37	37.0	37	0
Loudd	1	12	12.0	12	0
Shonta	1	12	12.0	12	0
Patriots	**22**	**326**	**14.8**	**59**	**2**
Opponents	**21**	**198**	**9.4**	**38**	**1**

PUNTING	NO	YDS	AVG	LG	BLK
Yewcic	64	2406	37.6	64	2
Patriots	**64**	**2406**	**37.6**	**64**	**2**
Opponents	**71**	**2887**	**40.7**	**70**	**2**

PUNT RETURNS	NO	YDS	AVG	LG	TD
Bruney	23	109	4.7	11	0
Burton	8	128	16.0	62	0
Lott	1	8	8.0	8	0
Patriots	32	245	13.0	62	0
Opponents	**15**	**245**	**16.3**	**55**	**2**

KICK RETURNS	NO	YDS	AVG	LG	TD
Garron	16	438	27.4	89	1
Burton	15	401	26.7	91t	1
West	7	191	27.3	37	0
Long	4	24	6.0	11	0
Beach	2	38	19.0	20	0
Webb	1	21	21.0	21	0
Ratkowski	1	17	17.0	17	0
Stephens	1	6	6.0	6	0
Schwedes	1	0	0.0	0	0
Cudzik	1	0	0.0	0	0
Patriots	**49**	**1136**	**23.2**	**91t**	**2**
Opponents	**53**	**1255**	**23.7**	**90t**	**1**

SACKS: Loudd 7.0, Dee 5.5, Addison 3.5, Hunt 3.0, Klein 2.5, Jacobs 1.0, Robutti 1.0, Hall 0.5, Team 3.0.

FIELD GOALS	1-19	20-29	30-39	40-49	50+
Cappelletti	3-3	3-7	9-14	2-8	0-0
Patriots	**3-3**	**3-7**	**9-14**	**2-8**	**0-0**
Opponents	**4-4**	**4-7**	**1-4**	**0-6**	**0-2**

Cappelletti: (28G,32G,32N) (35G) (36G,35G,27N,46G) (34G,30G,22N,16G,46B) () (42N,17G,42N) (12G) (24G)(47N,27B) (33G,29N) (29G,33G,42N) (32B) (32N,35N,40N) (40G,32N,38G).

OPPONENTS: () (34G,27N,52N) () (26G) (10G, 41N,26N) (35N, 49N,24G) () (25G,42N,32N,38N) (44N) (25G,19G) (16G,60N)(23N,18G,43N, 43N) () ().

EDITORS NOTE: Due to insufficient data, the starting line-ups from 1960-67 are incomplete.

1961 Coaching Staff: Joe Collier, Defensive Backfield, Mike Holovak, Offensive Backfield, Red Miller, Offensive Line, Jerry Smith, Defensive Line.

AFL All-Stars (7): LB Tom Addison (1), DB Fred Bruney (1), WR Gino Cappelletti (1), DE Bob Dee (1), HB Larry Garron (1), DT Jim Hunt (1), G Charlie Leo (1).

RESULTS

PASSING	ATT	CMP	YARDS	CMP%	YDS/ATT	TD	TD%	INT	INT%	LG	SK/YDS	RATING
Songin	212	98	1429	46.2	6.74	14	6.6	9	4.2	58t	--/--	73.0
Parilli	198	104	1314	52.5	6.64	13	6.6	9	4.5	53	--/--	76.5
Yewcic	8	3	25	37.5	3.13	1	12.5	2	25.0	18t	--/--	46.4
Cappelletti	1	1	27	100.0	27.00	1	100.0	0	0.0	27t	--/--	158.3
Burton	1	0	0	0.0	0.00	0	0.0	1	0.0	0	--/--	0.0
Patriots	**420**	**206**	**2795**	**49.0**	**6.65**	**29**	**6.9**	**21**	**5.0**	**58t**	**33/256**	**72.9**
Opponents	**479**	**241**	**3490**	**50.3**	**7.29**	**27**	**5.6**	**22**	**4.6**	**75t**	**44/408**	**74.0**

1962 FINAL STATISTICS (9-4-1)

HEAD COACH: MIKE HOLOVAK • SECOND IN AFL EAST • HOME STADIUM: BOSTON UNIVERSITY FIELD

Date	W/L	Score		Opp.	Att.
9/08	L	28-42	at	Dallas Texans	32,000
9/16	W	34-21	*	Houston	32,276
9/21	W	41-16		Denver	21,038
10/06	W	43-14	at	N.Y. Titans	14,412
10/12	L	7-27		Dallas Texans	23,874
10/19	W	24-20		San Diego	20,888
10/26	W	26-16		Oakland	12,514
11/03	T	28-28	at	Buffalo	33,247
11/11	W	33-29	at	Denver	28,187
11/18	L	17-21	at	Houston	35,250
11/23	W	21-10		Buffalo	20,021
11/30	W	24-17		N.Y. Titans	20,015
12/09	W	20-14	at	San Diego	19,887
12/16	L	0-20	at	Oakland	8,000

*Harvard Stadium

TEAM STATISTICS	PATS	OPP
Total First Downs	**230**	**220**
By Rushing	100	68
By Passing	114	136
By Penalty	16	16
TOTAL NET YARDS	**4736**	**4534**
Avg. per Game	338.3	323.9
Total Offensive Plays	943	982
Avg. per Play	5.0	4.6
NET YARDS RUSHING	**1970**	**1426**
Total Rushing Plays	432	393
Avg. per Rush	4.6	3.6
Avg. per Game	140.7	101.9
NET YARDS PASSING	**2766**	**3108**
Avg. per Game	197.6	222.0
Sacked/Yards Lost	23/164	34/327
Gross Yards Passing	2930	3435
Att./Completions	382/195	450/216
Completion Pct.	51.0	48.0
Had Intercepted	13	25
PUNTS/AVERAGE	**69/38.5**	**79/38.5**
PUNT RETURNS/AVG	**26/5.3**	**11/4.9**
PENALTIES/YARDS	**52/456**	**62/554**
FUMBLES/BALLS LOST	**37/20**	**26/10**
TOUCHDOWNS	**41**	**36**
Rushing	11	14
Passing	25	19
Returns	5	3

SCORE BY PERIODS	1	2	3	4	OT	TOTAL
Patriots	**50**	**116**	**78**	**102**	**-**	**346**
Opponents	**65**	**104**	**55**	**71**	**-**	**295**

SCORING	TD	Ru	Pa	Rt	PAT	FG	S	TP
Cappelletti	5	0	5	0	38/40	20/37	0	128
Colclough	10	0	10	0			0	60
Burton	7	2	4	1			0	42
Garron	6	2	3	1			0	36
Crawford	4	2	2	0			0	26
Yewcic	2	2	0	0			0	12
Parilli	2	2	0	0			0	12
Romeo	1	0	1	0			0	6
Addison	1	0	0	1			0	6
King	1	1	0	0			0	6
Bruney	1	0	0	1			0	6
Hall	1	0	0	1			0	6
Patriots	**41**	**11**	**25**	**5**	**38/40**	**20/37**	**0**	**346**
Opponents	**36**	**14**	**19**	**3**	**32/33**	**15/26**	**0**	**295**

2-Pt. Conversions: Crawford 1-1. Patriots 1-1, Opp.: 1-3.

RUSHING	NO	YDS	AVG	LG	TD
Burton	134	548	4.1	59	2
Crawford	139	459	3.3	22	2
Garron	67	392	5.9	41t	2
Yewcic	33	215	6.5	27t	2
Parilli	28	169	6.0	33t	2
King	21	144	6.9	71t	1
Lott	8	34	4.3	11	0
Colclough	1	14	14.0	14	0
Cappelletti	1	-5	-5.0	-5	0
Patriots	**432**	**1970**	**4.6**	**71t**	**11**
Opponents	**393**	**1426**	**3.6**	**63t**	**14**

RECEIVING	NO	YDS	AVG	LG	TD
Colclough	40	868	21.7	78t	10
Burton	40	461	11.5	69t	4
Romeo	34	608	17.8	62	1
Cappelletti	34	479	14.0	40	5
Crawford	22	224	10.1	44	2
Garron	18	236	8.4	63t	3
King	5	42	8.4	33	0
Webb	1	11	11.0	11	0
Lott	1	1	1.0	1	0
Patriots	**195**	**2930**	**15.0**	**78t**	**25**
Opponents	**216**	**3435**	**15.9**	**97t**	**19**

INTERCEPTIONS	NO	YDS	AVG	LG	TD
O'Hanley	5	83	16.6	28	0
Felt	5	73	14.6	22	0
Addison	5	42	8.4	16	1
Hall	3	94	31.3	47t	1
Bruney	3	70	23.3	33t	1
Buoniconti	2	3	1.5	3	0
Shonta	2	0	0.0	0	0
Patriots	**25**	**365**	**14.6**	**47**	**3**
Opponents	**13**	**55**	**4.2**	**15**	**1**

PUNTING	NO	YDS	AVG	LG	BLK
Yewcic	69	2654	38.5	56	1
Patriots	**69**	**2654**	**38.5**	**56**	**1**
Opponents	**79**	**3040**	**38.5**	**75**	**0**

PUNT RETURNS	NO	YDS	AVG	LG	TD
Burton	21	122	5.8	22	0
Bruney	3	8	2.7	7	0
Buoniconti	1	8	8.0	8	0
Hall	1	0	0.0	0	0
Patriots	**26**	**138**	**5.3**	**22**	**0**
Opponents	**11**	**54**	**4.9**	**15**	**0**

KICK RETURNS	NO	YDS	AVG	LG	TD
Garron	24	686	28.6	95t	1
Burton	13	238	18.3	42	0
King	9	177	19.7	28	0
Stephens	2	46	23.0	31	0
Crawford	2	24	12.0	18	0
Loudd	1	15	15.0	15	0
Dee	1	14	14.0	14	0
Jacobs	1	0	0.0	0	0
Patriots	**53**	**1200**	**22.6**	**95t**	**1**
Opponents	**64**	**1697**	**26.5**	**93t**	**1**

SACKS: Eisenhauer 5.5, Addison 5.0, Dee 4.0, Richardson 3.0, Rudolph 3.0, Klein 1.5, Bruney 1.0, Buoniconti 1.0, Team 4.0.

FIELD GOALS	1-19	20-29	30-39	40-49	50+
Cappelletti	7-9	5-9	7-11	1-6	0-0
Patriots	**7-9**	**5-9**	**7-11**	**1-6**	**0-0**
Opponents	**5-7**	**3-5**	**3-5**	**4-9**	**0-0**

Cappelletti: (46B) (16N,46G,20G) (28G,33G) (28G,12G,38G) (44N,47N) (13G,31N) (25G,17G,31G,11G) (38N) (35G,37G,18G,14N, 39G) (30N,26G,20N,26N) (25N) (32G) (29N,18G, 43B, 9G) (37N,44N,32N,26N).

OPPONENTS: () (49N,10N) (37B,18G) () (33G,26N,24G) (43G,27G) (19G,27N) (14N,46N) (39N,16G,19G,46G,45N) () (36G) (47N,47N,37G) (42G,42G) (19G,21G).

EDITORS NOTE: Due to insufficient data, the starting line-ups from 1960-67 are incomplete.

1962 Coaching Staff: Fred Bruney, Defensive Backfield, Marion Campbell, Defensive Line, Art Spinney, Offensive Line.

AFL All-Stars (6): LB Tom Addison (2), DB Fred Bruney (2), DE Larry Eisenhauer (1), WR Jim Colclough (1), DB Dick Felt (1), T Charlie Long (1).

PASSING	ATT	CMP	YARDS	CMP%	YDS/ATT	TD	TD%	INT	INT%	LG	SK/YDS	RATING
Parilli	252	140	1988	55.3	7.86	18	7.1	8	3.2	67t	--/--	91.8
Yewcic	126	54	903	42.9	7.17	7	5.6	5	4.0	78t	--/--	69.6
Garron	3	1	39	33.3	13.00	0	0.0	0	0.0	39	--/--	81.9
Patriots	**382**	**195**	**2930**	**51.0**	**7.67**	**25**	**6.5**	**13**	**3.4**	**78t**	**23/164**	**84.2**
Opponents	**450**	**216**	**3435**	**48.0**	**7.63**	**19**	**4.2**	**25**	**5.6**	**97t**	**34/327**	**64.8**

1963 FINAL STATISTICS (7-6-1)

HEAD COACH: MIKE HOLOVAK • FIRST IN AFL EAST • HOME STADIUM: FENWAY PARK

Date	W/L	Score		Opp.	Att.
9/08	W	38-14	*	N.Y. Jets	24,120
9/14	L	13-17	at	San Diego	26,097
9/22	W	20-14	at	Oakland	17,131
9/29	L	10-14	at	Denver	18,636
10/05	L	24-31	at	N.Y. Jets	16,769
10/11	W	20-14		Oakland	26,494
10/18	W	40-21		Denver	25,418
10/26	L	21-28	at	Buffalo	29,243
11/01	W	45-3		Houston	31,185
11/10	L	6-7		San Diego	28,402
11/17	T	24-24		Kansas City	17,20
12/01	W	17-7		Buffalo	16,981
12/08	W	46-28	at	Houston	23,462
12/14	L	3-35	at	Kansas City	12,598
AFL PLAYOFFS					
12/28	W	26-8	at	Buffalo	33,044
1/05	L	10-51	at	San Diego	30,127

* Boston College Alumni Stadium

TEAM STATISTICS	PATS	OPP
TOTAL FIRST DOWNS	**227**	**222**
By Rushing	92	59
By Passing	115	144
By Penalty	20	19
TOTAL NET YARDS	**4201**	**3834**
Avg. per Game	300.1	273.9
Total Offensive Plays	874	842
Avg. per Play	4.8	4.6
NET YARDS RUSHING	**1618**	**1107**
Total Rushing Plays	437	310
Avg. per Rush	3.7	3.6
Avg. per Game	115.6	79.1
NET YARDS PASSING	**2583**	**2727**
Avg. per Game	**184.5**	**194.8**
Sacked/Yards Lost	27/233	56/526
Gross Yards Passing	2816	3253
Att./Completions	410/184	476/230
Completion Pct.	44.9	48.3
Had Intercepted	29	29
PUNTS/AVERAGE	**75/38.4**	**88/39.9**
PUNT RETURNS/AVG	**40/9.3**	**25/13.0**
PENALTIES/YARDS	**64/614**	**62/1583**
FUMBLES/BALLS LOST	**29/12**	**27/13**
TOUCHDOWNS	**37**	**35**
Rushing	16	12
Passing	17	21
Returns	4	2

SCORE BY PERIODS	1	2	3	4	OT	TOTAL
Patriots	**60**	**97**	**72**	**98**	**-**	**327**
Opponents	**56**	**69**	**59**	**73**	**-**	**257**

SCORING	TD	Ru	Pa	Rt	PAT	FG	S	TP
Cappelletti	2	0	2	0	35/36	22/38	0	113
Graham	5	0	5	0			0	30
Crump	5	5	0	0			0	30
Parilli	5	5	0	0			0	30
Garron	4	2	2	0			0	24
Colclough	3	0	3	0			0	18
Lott	3	2	1	0			0	18
Romeo	3	0	3	0			0	18
Suci	2	0	0	2			0	12
Buoniconti	1	0	0	1			0	6
Crawford	1	1	0	0			0	6
Yewcic	1	1	0	0			0	6
Neumann	1	0	1	0			0	6
Hunt	1	0	0	1			0	6
Rudolph	0	0	0	0			1	2
TEAM	0	0	0	0			1	2
Patriots	**37**	**16**	**17**	**4**	**35/36**	**22/38**	**2**	**327**
Opponents	**35**	**12**	**21**	**2**	**35/35**	**4/21**	**0**	**257**

2-Pt. Conversions: Crawford 0-1. Patriots 0-1, Opp.: 0-0.

RUSHING	NO	YDS	AVG	LG	TD
Garron	179	750	4.1	47t	2
Crawford	71	233	3.3	19	1
Yewcic	22	161	7.3	46	1
Neumann	44	148	3.4	17	0
Parilli	36	126	3.5	19	5
Crump	49	120	2.5	21	5
Lott	35	78	2.2	7	2
Cappelletti	1	2	2.0	2	0
Patriots	**437**	**1618**	**3.7**	**47t**	**16**
Opponents	**310**	**1107**	**3.6**	**68t**	**12**

RECEIVING	NO	YDS	AVG	LG	TD
Colclough	42	693	16.5	56t	3
Cappelletti	34	493	14.5	38	2
Romeo	32	418	13.1	38	3
Garron	26	418	16.0	76t	2
Graham	21	550	26.1	77t	5
Crawford	10	89	8.9	28	0
Neumann	10	48	4.8	16	1
Crump	6	46	7.7	12	0
Lott	3	61	20.3	55t	1
Patriots	**184**	**2816**	**15.3**	**77t**	**17**
Opponents	**230**	**3253**	**14.1**	**74t**	**21**

INTERCEPTIONS	NO	YDS	AVG	LG	TD
Suci	7	277	39.6	98t	2
Addison	4	27	6.7	17	0
Felt	3	81	27.0	35	0
O'Hanley	3	79	26.3	61	0
Buoniconti	3	42	14.0	26	0
Hall	3	24	8.0	14	0
Shonta	3	15	5.0	12	0
Hunt	1	78	78.0	78t	1
Stephens	1	22	22.0	22	0
Eisenhauer	1	0	0.0	0	0
Patriots	**29**	**645**	**22.2**	**98t**	**3**
Opponents	**29**	**353**	**12.2**	**62t**	**1**

PUNTING	NO	YDS	AVG	LG	BLK
Yewcic	75	2880	38.4	65	2
Patriots	**75**	**2880**	**38.4**	**65**	**2**
Opponents	**88**	**3515**	**39.9**	**68**	**1**

PUNT RETURNS	NO	YDS	AVG	LG	TD
Suci	25	233	9.3	22	0
Stephens	14	117	8.3	26	0
Garron	1	23	23.0	23	0
Patriots	**40**	**373**	**9.3**	**26**	**0**
Opponents	**25**	**325**	**13.0**	**61**	**0**

KICK RETURNS	NO	YDS	AVG	LG	TD
Garron	28	693	24.7	58	0
Suci	17	360	21.1	35	0
Crump	3	33	11.0	14	0
Watson	1	9	9.0	9	0
Yates	1	0	0.0	0	0
Patriots	**50**	**1095**	**21.9**	**58**	**0**
Opponents	**68**	**1587**	**23.3**	**47**	**0**

SACKS: Eisenhauer 9.0, Dee 7.0, Buoniconti 6.5, Rudolph 6.0, Antwine 4.0, Addison 2.5, Hall 2.0, Richardson 1.0, Team 8.0.

FIELD GOALS	1-19	20-29	30-39	40-49	50+
Cappelletti	2-3	3-4	12-16	5-14	0-1
Patriots	2-3	3-4	12-16	5-14	0-1
Opponents	**0-1**	**1-2**	**2-9**	**1-8**	**0-1**

***Cappelletti*:** (47N,31G,44N) (35G,9N,36G) (46G,47G) (49N,18G) (45N,22G) (37G,32G) (24G,34G,42G,32G) (23B) (48N,40N,37N, 37G) (38N,36G,25G,37N,55N) (32G,40N, 43N) (41N,43G) (33G,38N,32G,44G) (14G).

OPPONENTS: (39N) (30N,31G) () (43N,38N, 52N) (36G,38N) () () (40N,42B) (46G) (12N,48N) (36N,27G,25N,45N) (37N) () (41N,37N, 49N).

***EDITORS NOTE*:** Due to insufficient data, the starting line-ups from 1960-67 are incomplete.

1963 Coaching Staff: Fred Bruney, Defensive Backfield, Marion Campbell, Defensive Line, Art Spinney, Offensive Line.

AFL All-Stars (11): LB Tom Addison (3), DT Houston Antwine (1), LB Nick Buoniconti (1), WR/K Gino Cappelletti (2), DE Bob Dee (2), DE Larry Eisenhauer (2), RB Larry Garron (2), DB Ron Hall (1), G Charlie Long (2), G Billy Neighbors (1), QB Babe Parilli (1).

PASSING	ATT	CMP	YARDS	CMP%	YDS/ATT	TD	TD%	INT	INT%	LG	SK/YDS	RATING
Parilli	337	153	2345	45.4	6.96	13	3.9	24	7.1	77t	--/--	52.1
Yewcic	70	29	444	41.4	6.34	4	5.7	5	7.1	57t	--/--	52.3
Crawford	2	2	27	100.0	13.5	0	0.0	0	0.0	15	--/--	118.8
Garron	1	0	0	0.0	0.0	0	0.0	0	0.0	0	--/--	39.6
Patriots	**410**	**184**	**2816**	**44.9**	**6.87**	**17**	**4.1**	**29**	**7.1**	**77t**	**66/626**	**52.5**
Opponents	**476**	**230**	**3253**	**48.3**	**6.83**	**21**	**4.4**	**29**	**6.1**	**74t**	**56/526**	**60.2**

1964 FINAL STATISTICS (10-3-1)

HEAD COACH: MIKE HOLOVAK • SECOND IN AFL EAST • HOME STADIUM: FENWAY PARK

Date	W/L	Score		Opp.	Att.
9/13	W	17-14	at	Oakland	21,126
9/20	W	33-28	at	San Diego	20,568
9/27	W	26-10	*	N.Y. Jets	22,716
10/04	W	39-10	at	Denver	15,485
10/09	L	17-26		San Diego	35,096
10/16	T	43-43		Oakland	23,279
10/23	W	24-7		Kansas City	27,400
10/31	L	14-35	at	N.Y. Jets	45,003
11/06	W	25-24		Houston	28,161
11/15	W	36-28	at	Buffalo	42,308
11/20	W	12-7		Denver	24,979
11/29	W	34-17	at	Houston	17,560
12/06	W	31-24	at	Kansas City	13,166
12/20	L	14-24		Buffalo	38,021

* Boston College Alumni Stadium

TEAM STATISTICS	PATS	OPP
TOTAL FIRST DOWNS	**226**	**243**
By Rushing	66	63
By Passing	144	165
By Penalty	16	15
TOTAL NET YARDS	**4527**	**4360**
Avg. per Game	323.4	311.4
Total Offensive Plays	856	933
Avg. per Play	5.1	4.7
NET YARDS RUSHING	**1361**	**1143**
Total Rushing Plays	381	356
Avg. per Rush	3.6	3.2
Avg. per Game	97.2	81.6
NET YARDS PASSING	**3166**	**3217**
Avg. per Game	226.1	229.8
Sacked/Yards Lost	29/301	47/428
Gross Yards Passing	3467	3645
Att./Completions	476/229	530/261
Completion Pct.	48.1	49.2
Had Intercepted	27	31
PUNTS/AVERAGE	**78/38.0**	**82/41.5**
PUNT RETURNS/AVG	**38/7.3**	**24/7.7**
PENALTIES/YARDS	**53/467**	**84/744**
FUMBLES/BALLS LOST	**23/12**	**33/16**
TOUCHDOWNS	**41**	**36**
Rushing	9	10
Passing	31	23
Returns	1	3

SCORE BY PERIODS	1	2	3	4	OT	TOTAL
Patriots	**61**	**84**	**98**	**122**	**-**	**365**
Opponents	**65**	**81**	**69**	**82**	**-**	**297**

SCORING	TD	Ru	Pa	Rt	PAT	FG	S	TP
Cappelletti	7	0	7	0	36/36	25/39	0	155
Garron	9	2	7	0			0	54
Graham	6	0	6	0			0	36
Colclough	5	0	5	0			0	34
Burton	5	3	2	0			0	30
Romeo	4	0	4	0			0	24
Garrett	2	2	0	0			0	12
Parilli	2	2	0	0			0	12
O'Hanley	1	0	0	1			0	6
Rudolph	0	0	0	0			1	2
Patriots	**41**	**9**	**31**	**1**	**36/36**	**25/39**	**1**	**365**
Opponents	**36**	**10**	**23**	**3**	**32/33**	**14/30**	**0**	**297**

2-Pt. Conversions: Cappelletti 1-1, Colclough 2-2, Parilli 0-2. Patriots 3-5, Opp.: 2-3.

RUSHING	NO	YDS	AVG	LG	TD
Garron	183	585	3.2	16	2
Burton	102	340	3.3	33	3
Garrett	56	259	4.6	58	2
Parilli	34	168	4.9	32	2
Cappelletti	1	7	7.0	7	0
Yewcic	5	2	0.4	2	0
Patriots	**381**	**1361**	**3.6**	**58**	**9**
Opponents	**356**	**1143**	**3.2**	**71**	**10**

RECEIVING	NO	YDS	AVG	LG	TD
Cappelletti	49	865	17.7	58t	7
Graham	45	720	16.0	80t	6
Garron	40	350	8.8	52t	7
Colclough	32	657	20.5	59t	5
Burton	27	306	11.3	59t	2
Romeo	26	445	17.1	38	4
Garrett	8	101	12.6	57	0
Snyder	1	12	12.0	12	0
Crawford	1	11	11.0	11	0
Patriots	**229**	**3467**	**15.1**	**80t**	**31**
Opponents	**261**	**3645**	**14.0**	**80t**	**23**

INTERCEPTIONS	NO	YDS	AVG	LG	TD
Hall	11	148	13.5	50	0
Webb	6	43	7.2	25	0
Buoniconti	5	75	15.0	26	0
O'Hanley	3	120	40.0	47	1
Felt	2	10	5.0	8	0
Addison	2	4	2.0	4	0
Shonta	1	21	21.0	21	0
Dukes	1	6	6.0	6	0
Patriots	**31**	**427**	**13.8**	**50**	**1**
Opponents	**27**	**485**	**18.0**	**70**	**1**

PUNTING	NO	YDS	AVG	LG	BLK
Yewcic	73	2787	38.7	63	1
Parilli	5	180	36.0	45	0
Patriots	**78**	**2967**	**38.0**	**63**	**1**
Opponents	**82**	**3401**	**41.5**	**67**	**1**

PUNT RETURNS	NO	YDS	AVG	LG	TD
Burton	11	78	7.1	19	0
Cloutier	20	136	6.8	40	0
Stephens	5	34	6.8	11	0
Garrett	2	28	14.0	28	0
Patriots	**38**	**276**	**7.3**	**40**	**0**
Opponents	**24**	**185**	**7.7**	**52**	**0**

KICK RETURNS	NO	YDS	AVG	LG	TD
Garrett	32	749	23.4	42	0
Garron	10	198	19.8	31	0
Burton	7	131	18.7	27	0
Dukes	2	33	16.5	17	0
Stephens	2	5	2.5	5	0
Cloutier	1	46	46.0	46	0
Romeo	1	5	5.0	5	0
Oakes	1	0	0.0	0	0
Watson	1	0	0.0	0	0
Yates	1	0	0.0	0	0
Patriots	**58**	**1167**	**20.1**	**46**	**0**
Opponents	**70**	**1637**	**23.4**	**93t**	**1**

SACKS: Eisenhauer 7.5, Antwine 5.5, Buoniconti 4.5, Dee 3.5, St. Jean 3.0, Hunt 2.5, Richardson 2.5, Rudolph 2.5, Dukes 2.0, O'Hanley 1.0, Shonta 1.0, Team 2.0.

FIELD GOALS	1-19	20-29	30-39	40-49	50+
Cappelletti	6-6	5-6	5-9	8-16	1-2
Patriots	**6-6**	**5-6**	**5-9**	**8-16**	**1-2**
Opponents	**5-6**	**0-2**	**5-8**	**4-13**	**0-1**

Cappelletti: (47N,46N,48G) (41G,57N, 45N, 26N,32G,37G,37G) (47G,26G, 49N,41G,42G, 44N) (11G,30G,16G, 47G,14G,17G) (48G) (41N,31N) (25G) (30N) (25G,33G,22G,41G) () (35N,51G) (35N,28G,15G,45N) (12G) (46N).

OPPONENTS: (47N,48N) (26N,30G,12G) (40G, 47N) (32G) (54N,16G,17G) (41G, 33N,37G, 9B,38G) (43G) () (46N,23N, 10G) (41G,33G, 35N) (46N,39N) (49N, 49G,41N) (42G) (12N).

EDITORS NOTE: Due to insufficient data, the starting line-ups from 1960-67 are incomplete.

1964 Coaching Staff: Art Spinney, Offensive Line, Carl Taseff, Defensive Backs, Chuck Weber, Defensive Line/Backfield.

AFL All-Stars (9): LB Tom Addison (4), DT Houston Antwine (2), LB Nick Buoniconti (2), WR/K Gino Cappelletti (3), DE Bob Dee (3), DE Larry Eisenhauer (3), RB Larry Garron (3), C Jon Morris (1), QB Babe Parilli (2).

PASSING	ATT	CMP	YARDS	CMP%	YDS/ATT	TD	TD%	INT	INT%	LG	SK/YDS	RATING
Parilli	473	228	3465	48.2	7.33	31	6.6	27	5.7	80t	27/279	70.8
Garron	2	0	0	0.0	0.0	0	0.0	0	0.0	0	0/0	39.6
Yewcic	1	1	2	100.0	2.0	0	0.0	0	0.0	2	0/0	79.2
Cappelletti	0	0	0	0.0	0.0	0	0.0	0	0.0	0	1/11	--
Patriots	**476**	**229**	**3467**	**48.1**	**7.28**	**31**	**6.5**	**27**	**5.7**	**80t**	**29/301**	**70.6**
Opponents	**530**	**261**	**3645**	**49.2**	**6.88**	**23**	**4.3**	**31**	**5.8**	**80t**	**47/428**	**61.9**

1965 FINAL STATISTICS (4-8-2)

HEAD COACH: MIKE HOLOVAK • THIRD IN AFL EAST • HOME STADIUM: FENWAY PARK

Date	W/L	Score		Opp.	Att.
9/11	L	7-24	at	Buffalo	45,502
9/19	L	10-31	at	Houston	32,445
9/24	L	10-27		Denver	26,782
10/03	L	17-27	at	Kansas City	26,773
10/08	L	10-24		Oakland	24,824
10/17	T	13-13		San Diego	20,924
10/24	L	21-30	at	Oakland	20,858
10/31	W	22-6	at	San Diego	33,366
11/07	L	7-23		Buffalo	24,415
11/14	L	20-30		N.Y. Jets	18,589
11/21	T	10-10		Kansas City	13,056
11/28	W	27-23	at	N.Y. Jets	59,334
12/12	W	28-20	at	Denver	27,207
12/18	W	42-14		Houston	14,508

TEAM STATISTICS	PATS	OPP
TOTAL FIRST DOWNS	**214**	**232**
By Rushing	55	92
By Passing	130	127
By Penalty	29	13
TOTAL NET YARDS	**3624**	**4131**
Avg. per Game	258.9	295.1
Total Offensive Plays	883	886
Avg. per Play	4.1	4.7
NET YARDS RUSHING	**1117**	**1531**
Total Rushing Plays	373	425
Avg. per Rush	3.0	3.6
Avg. per Game	79.8	109.4
NET YARDS PASSING	**2507**	**2600**
Avg. per Game	179.1	185.7
Sacks/Yards Lost	37/347	30/291
Gross Yards Passing	2854	2891
Att./Completions	473/193	431/206
Completion Pct.	40.8	47.8
Had Intercepted	29	21
PUNTS/AVERAGE	**82/40.1**	**78/42.1**
PENALTIES/YARDS	**58/537**	**72/658**
FUMBLES/BALLS LOST	**24/12**	**24/9**
TOUCHDOWNS	**27**	**34**
Rushing	8	10
Passing	19	17
Returns	0	7

SCORE BY PERIODS	1	2	3	4	OT	TOTAL
Patriots	**39**	**98**	**46**	**61**	**-**	**244**
Opponents	**60**	**87**	**62**	**93**	**-**	**302**

SCORING	TD	Ru	Pa	Rt	PAT	FG	S	TP
Cappelletti	9	0	9	0	27/27	17/27	0	132
Nance	5	5	0	0			0	30
Burton	3	1	2	0			0	18
Colclough	3	0	3	0			0	18
Garrett	3	1	2	0			0	18
Romeo	2	0	2	0			0	12
Garron	2	1	1	0			0	12
Cunningham	0	0	0	0			1	2
Team	0	0	0	0			1	2
Patriots	**27**	**8**	**19**	**0**	**27/27**	**17/27**	**2**	**244**
Opponent	**34**	**10**	**17**	**7**	**28/28**	**22/40**	**0**	**302**

2-Pt. Conversions: Patriots 0-0; Opp. 2-6 (1-4 pass; 1-2 run)

RUSHING	NO	YDS	AVG	LG	TD
Nance	111	321	2.9	20	5
Garron	74	259	3.5	59	1
Parilli	50	200	4.0	17	0
Garrett	42	147	3.5	26	1
Burton	45	108	2.4	22	1
Bellino	24	49	2.0	10	0
Johnson	19	29	1.5	9	0
Wilson	8	4	0.5	17	0
Patriots	373	1117	3.0	59	8
Opponents	**425**	**1531**	**3.6**	**63t**	**10**

RECEIVING	NO	YDS	AVG	LG	TD
Colclough	40	677	16.9	41	3
Cappelletti	37	680	18.4	57t	9
Graham	25	316	12.6	33	0
Whalen	22	381	17.3	67	0
Garron	15	222	14.8	52	1
Romeo	15	203	13.5	36	2
Nance	12	83	6.9	22	0
Burton	10	127	12.7	73t	2
Garrett	7	49	7.0	15	2
Bellino	5	74	14.8	20	0
Johnson	4	29	7.3	23	0
Yewcic	1	13	13.0	13	0
Patriots	**193**	**2854**	**14.8**	**73t**	**19**
Opponents	**206**	**2891**	**14.0**	**85t**	**17**

INTERCEPTIONS	NO	YDS	AVG	LG	TD
Hall	3	35	11.7	29	0
Buoniconti	3	31	10.3	26	0
Shonta	2	46	23.0	27	0
Webb	2	45	22.5	45	0
Cunningham	2	16	8.0	10	0
Hennessey	2	14	7.0	14	0
Graves	2	0	0.0	0	0
Farmer	1	16	16.0	16	0
Addison	1	13	13.0	13	0
Dukes	1	10	10.0	10	0
O'Hanley	1	5	5.0	5	0
Antwine	1	2	2.0	2	0
Patriots	**21**	**233**	**11.1**	**45**	**0**
Opponents	**29**	**365**	**12.6**	**38t**	**4**

PUNTING	NO	YDS	AVG	LG	BLK
Yewcic	76	3094	40.7	70	2
Wilson	6	194	36.0	49	1
Patriots	**82**	**3288**	**40.1**	**70**	**3**
Opponents	**78**	**3281**	**42.1**	**64**	**0**

PUNT RETURNS	NO	FC	YDS	AVG	LG	TD
Burton	15	0	61	4.1	12	0
Cunningham	5	0	35	7.0	13	0
Hennessey	5	0	21	4.2	9	0
Garrett	1	0	19	19.0	19	0
Nance	1	0	16	16.0	16	0
Patriots	**27**	**0**	**152**	**5.6**	**19**	**0**
Opponents	**33**	**0**	**232**	**7.0**	**41**	**0**

KICK RETURNS	NO	YDS	AVG	LG	TD
Cunningham	17	374	22.0	45	0
Garrett	12	232	19.3	25	0
Burton	7	188	26.9	39	0
Bellino	7	138	19.7	26	0
Garron	5	141	28.2	36	0
Dukes	3	45	15.0	20	0
Nance	3	40	13.3	19	0
Johnson	2	29	14.5	16	0
Rudolph	1	4	4.0	4	0
Canale	2	0	0.0	0	0
Pyne	1	0	0.0	0	0
Patriots	**60**	**1191**	**19.9**	**45**	**0**
Opponents	**41**	**946**	**23.1**	**102t**	**1**

SACKS: Eisenhauer 9.5, Antwine 3.5, Hunt 3.0, Buoniconti 2.0, Pyne 2.0, St. Jean 2.0, Addison 1.0, Hall 1.0, Dukes 0.5, Long 0.5, Team 2.0.

FIELD GOALS	1-19	20-29	30-39	40-49	50+
Cappelletti	5/5	4/7	7/11	0/2	1/2
Patriots	**5/5**	**4/7**	**7/11**	**0/2**	**1/2**
Opponents	**11/11**	**3/5**	**5/14**	**3/8**	**0/2**

Cappelletti: (47N) (33G,38N,25B) (16G) (18G) (13G) (21G,26B,22G) () (36N,30G,33G) (29N) (35N,30G,30G,42N) (17G) (33G,53G) () (36N,20G,50N,10G,24G,31G).

OPPONENTS: (34N,36G,30B) (36N,36B,45G) (30G,18G) (14G,48G,43N,51N,36N) (47N,39N,38G,37N) (40G,42N,10G) (22G,34N,19G,9G) (49N,42N) (28G,16G,32G) (16G,19G,14G) (50N,32G,37N) (25N,14G, 13G,26G) (27B) ().

EDITORS NOTE: Due to insufficient data, the starting line-ups from 1960-67 are incomplete.

1965 Coaching Staff: Jesse Richardson, Defensive Line, Art Spinney, Offensive Line, Chuck Weber, Defensive Line/ Backfield.

AFL All-Stars (4): DT Houston Antwine (3), LB Nick Buoniconti (3), DE Bob Dee (4), C Jon Morris (2).

PASSING	ATT	CMP	YARDS	CMP%	YDS/ATT	TD	TD%	INT	INT%	LG	SK/YDS	RATING
Parilli	426	173	2597	40.6	6.10	18	4.2	26	6.1	73t	--/--	50.0
Wilson	46	20	257	43.5	5.59	1	2.2	3	6.5	30	--/--	41.7
Yewcic	1	0	0	0.0	0.00	0	0.0	0	0.0	0	--/--	39.6
Patriots	**473**	**193**	**2854**	**40.8**	**6.03**	**19**	**4.0**	**29**	**6.1**	**73t**	**37/347**	**49.1**
Opponents	**431**	**206**	**2891**	**47.8**	**6.71**	**17**	**3.9**	**21**	**4.9**	**85t**	**30/291**	**62.7**

1966 FINAL STATISTICS (8-4-2)

HEAD COACH: MIKE HOLOVAK • SECOND IN AFL EAST • HOME STADIUM: FENWAY PARK

Date	W/L	Score		Opp.	Att.
9/10	L	0-24	at	San Diego	29,539
9/18	W	24-10	at	Denver	25,337
9/25	L	24-43		Kansas City	22,641
10/02	T	24-24		N.Y. Jets	27,255
10/08	W	20-10	at	Buffalo	45,542
10/23	W	35-17		San Diego	32,371
10/30	W	24-21		Oakland	26,941
11/06	L	10-17		Denver	18,154
11/13	W	27-21		Houston	23,426
11/20	T	27-27	at	Kansas City	41,475
11/27	W	20-14	at	Miami	22.754
12/04	W	14-3		Buffalo	39,350
12/11	W	38-14	at	Houston	17,100
12/17	L	28-38	at	N.Y. Jets	58,921

TEAM STATISTICS	PATS	OPP
TOTAL FIRST DOWNS	**243**	**243**
By Rushing	100	68
By Passing	121	153
By Penalty	22	22
TOTAL NET YARDS	**4536**	**4491**
Avg. per Game	324.0	320.8
Total Offensive Plays	889	900
Avg. per Play	5.1	5.0
NET YARDS RUSHING	**1963**	**1135**
Total Rushing Plays	471	369
Avg. per Rush	4.2	3.1
Avg. per Game	140.2	81.1
NET YARDS PASSING	**2573**	**3356**
Avg. per Game	183.8	239.7
Sacked/Yards Lost	25/211	22/209
Gross Yards Passing	2784	3565
Att./Completions	393/186	509/247
Completion Pct.	47.3	48.5
Had Intercepted	21	22
PUNTS/AVERAGE	**76/36.5**	**86/38.5**
PENALTIES/YARDS	**64/601**	**76/757**
FUMBLES/BALLS LOST	**25/13**	**30/15**
TOUCHDOWNS	**38**	**36**
Rushing	17	7
Passing	20	26
Returns	1	3

SCORE BY PERIODS	1	2	3	4	OT	TOTAL
Patriots	**58**	**111**	**89**	**57**	**-**	**315**
Opponents	**64**	**58**	**61**	**100**	**-**	**283**

SCORING	TD	Ru	Pa	Rt	PAT	FG	S	TP
Cappelletti	6	0	6	0	35/36	16/32	0	119
Nance	11	11	0	0			0	66
Garron	9	4	5	0			0	54
Graham	4	0	4	0			0	24
Whalen	4	0	4	0			0	24
Cappadonna	1	1	0	0			0	8
Bellino	1	0	1	0			0	6
Hunt	1	0	0	1			0	6
Parilli	1	1	0	0			0	6
Romeo	0	0	0	0			0	2
Patriots	**38**	**17**	**20**	**1**	**35/36**	**16/32**	**0**	**315**
Opponents	**36**	**7**	**26**	**3**	**34/36**	**11/26**	**0**	**283**

2-Pt. Conversions: Cappadona 1-1, Romeo 1-1. Patriots 2-2; opp. 0-0.

RUSHING	NO	YDS	AVG	LG	TD
Nance	299	1458	4.9	65t	11
Garron	101	319	3.2	54	4
Cappadona	22	88	4.0	13	1
Parilli	28	42	1.5	17	1
Huarte	7	40	5.7	13	0
Garrett	13	21	1.6	5	0
Yewcic	1	-5	-5.0	-5	0
Patriots	**471**	**1963**	**4.2**	**65t**	**17**
Opponents	**369**	**1135**	**3.1**	**61**	**7**

RECEIVING	NO	YDS	AVG	LG	TD
Graham	51	673	13.2	42	4
Cappelletti	43	676	15.7	63t	6
Garron	30	416	13.9	61t	5
Whalen	29	502	17.3	45	4
Colclough	16	284	17.8	32	0
Nance	8	103	12.9	45	0
Bellino	6	77	12.8	25t	1
Romeo	2	46	23.0	29	0
Garrett	1	7	7.0	7	0
Patriots	**186**	**2784**	**15.0**	**63t**	**20**
Opponents	**247**	**3565**	**14.4**	**77t**	**26**

INTERCEPTIONS	NO	YDS	AVG	LG	TD
Hall	6	159	26.5	87	0
Hennessey	6	99	16.5	33	0
Buoniconti	4	43	10.8	41	0
Felt	2	35	17.5	32	0
Shonta	1	9	9.0	9	0
Fraser	1	3	3.0	3	0
Graves	1	0	0.0	0	0
Webb	1	0	0.0	0	0
Patriots	**22**	**348**	**15.8**	**87**	**0**
Opponents	**21**	**204**	**9.7**	**32t**	**2**

PUNTING	NO	YDS	AVG	LG	BLK
Fraser	55	2044	37.2	68	2
Yewcic	21	732	34.9	49	1
Patriots	**76**	**2776**	**36.5**	**68**	**3**
Opponents	**86**	**3312**	**38.5**	**60**	**1**

PUNT RETURNS	NO	FC	YDS	AVG	LG	TD
Hennessey	7	0	39	5.6	11	0
Johnson	7	0	37	5.3	12	0
Purvis	5	0	43	8.6	18	0
Bellino	4	0	19	4.8	13	0
Graves	1	0	5	5.0	5	0
Patriots	**24**	**0**	**143**	**6.0**	**18**	**0**
Opponents	**20**	**0**	**127**	**6.4**	**21**	**1**

KICK RETURNS	NO	YDS	AVG	LG	TD
Bellino	18	410	22.8	43	0
Cunningham	17	371	21.8	39	0
Purvis	8	185	23.1	34	0
Cappadonna	3	46	15.3	17	0
Garron	2	49	24.5	29	0
Johnson, B.	2	45	22.5	23	0
Singer	1	27	27.0	27	0
Mangum	1	8	8.0	8	0
Colclough	1	2	2.0	2	0
Johnson	1	2	2.0	2	0
Patriots	**54**	**1145**	**21.2**	**43**	**0**
Opponents	**46**	**988**	**21.5**	**62**	**0**

SACKS: Hunt 9.0, Eisenhauer 4.5, Dee 2.5, Addison 2.0, Farmer 2.0, Antwine 1.5, Fraser 1.5, Team 1.0.

FIELD GOALS	1-19	20-29	30-39	40-49	50+
Cappelletti	6/6	1/4	6/9	3/11	0/2
Patriots	**6/6**	**1/4**	**6/9**	**3/11**	**0/2**
Opponents	**6/6**	**1/5**	**2/7**	**2/7**	**0/1**

Cappelletti: (45N) (24N,44G,14G,32G) (30G) (51N,17G) (10G,47N,31G,50N) (47N) (14G,45N) (34B,33G,31N,20N) (28G,44G,29N) (31G,19G) (47B,32G,49G,42N) (42N,41B) (13G,35N) ( ).

OPPONENTS: (10G,40N) (18G) (11G) (48N,38N,30N,17G) (33N,36N,37G,27N) (25N,43G) (45N, 28N,52N) (36G,42N) (34N, 48N) (23G,40G,28N) () (11G) () (12G).

EDITORS NOTE: Due to insufficient data, the starting line-ups from 1960-67 are incomplete.

1966 Coaching Staff: Rommie Loudd, Linebackers, Jesse Richardson, Defensive Line, Art Spinney, Offensive Line, Chuck Weber, Defensive Line/Backfield.

AFL All-Stars (11): DT Houston Antwine (4), LB Nick Buoniconti (4), WR/K Gino Cappelletti (4), DE Larry Eisenhauer (4), DT Jim Lee Hunt (2), C Jon Morris (3), FB Jim Nance (1), T Tom Neville (1), QB Babe Parilli (3), DB Chuck Shonta (1), G Len St. Jean.

PASSING	ATT	CMP	YARDS	CMP%	YDS/ATT	TD	TD%	INT	INT%	LG	SK/YDS	RATING
Parilli	382	181	2721	47.4	7.12	20	5.2	20	5.2	63t	--/--	66.9
Huarte	11	5	63	45.5	5.73	0	0.0	1	9.0	17	--/--	25.9
Patriots	**393**	**186**	**2784**	**47.3**	**7.08**	**20**	**5.1**	**21**	**5.3**	**63t**	**25/211**	**65.7**
Opponents	**509**	**247**	**3565**	**48.5**	**7.00**	**26**	**5.1**	**22**	**4.3**	**77t**	**22/209**	**70.7**

1967 FINAL STATISTICS (3-10-1)

HEAD COACH: MIKE HOLOVAK • FIFTH IN AFL EAST • HOME STADIUM: FENWAY PARK

Date	W/L	Score		Opp.	Att.
9/03	L	21-26	at	Denver	35,488
9/09	L	14-28	at	San Diego	39,227
9/17	L	7-35	at	Oakland	26,289
9/24	W	23-0	at	Buffalo	45,748
10/08	T	31-31	at	San Diego	23,620
10/15	W	41-10		Miami	23,955
10/22	L	14-48		Oakland	25,057
10/29	L	23-30	at	N.Y. Jets	62,784
11/05	W	18-7		Houston	19,422
11/12	L	10-33		Kansas City	23,010
11/19	L	24-29		N.Y. Jets	26,790
11/26	L	6-27	at	Houston	28,044
12/09	L	16-44		Buffalo	20,627
12/17	L	32-41	at	Miami	25,969

TEAM STATISTICS	PATS	OPP
TOTAL FIRST DOWNS	**219**	**219**
By Rushing	80	61
By Passing	120	138
By Penalty	19	20
TOTAL NET YARDS	**4027**	**4206**
Avg. per Game	287.6	300.4
Total Offensive Plays	870	871
Avg. per Play	4.6	4.8
NET YARDS RUSHING	**1604**	**1350**
Total Rushing Plays	391	417
Avg. per Rush	4.1	3.2
Avg. per Game	114.6	96.4
NET YARDS PASSING	**2423**	**2856**
Avg. per Game	173.1	204.0
Sacked/Yards Lost	45/361	31/267
Gross Yards Passing	2784	3123
Att./Completions	434/191	423/211
Completion Pct.	44.0	49.9
Had Intercepted	32	17
PUNTS/AVERAGE	**65/40.5**	**73/41.9**
PENALTIES/YARDS	**59/520**	**70/722**
FUMBLES/BALLS LOST	**37/22**	**26/15**
TOUCHDOWNS	**33**	**48**
Rushing	10	12
Passing	20	28
Returns	3	8

SCORE BY PERIODS	1	2	3	4	OT	TOTAL
Patriots	**74**	**81**	**60**	**65**	**-**	**280**
Opponents	**76**	**139**	**66**	**108**	**-**	**389**

SCORING	TD	Ru	Pa	Rt	PAT	FG	S	TP
Cappelletti	3	0	3	0	29/30	16/31	0	95
Nance	8	7	1	0			0	48
Garron	5	0	5	0			0	30
Whalen	5	0	5	0			0	30
Graham	4	0	4	0			0	24
Trull	3	3	0	0			0	18
Cappadona	1	0	1	0			0	6
Charles	1	0	0	1			0	6
Cunningham	1	0	0	1			0	6
Garrett	1	0	0	1			0	6
Leo	1	0	1	0			0	6
Buoniconti	0	0	0	0			1	2
Hunt	0	0	0	0			1	2
Canale	0	0	0	0	1/1	0/0	0	1
Patriots	**33**	**10**	**20**	**3**	**30/31**	**16/31**	**2**	**280**
Opponent	**48**	**12**	**28**	**8**	**44/46**	**19/31**	**0**	**389**

2-Pt. Conversions: Patriots 0-2, Opp. 0-2.

RUSHING	NO	YDS	AVG	LG	TD
Nance	269	1216	4.5	53	7
Garron	46	163	3.5	20	0
Cappadona	28	100	3.6	11	0
Parilli	14	61	4.4	18	0
Trull	19	35	1.8	10	3
Bellino	6	15	2.5	10	0
Leo	1	7	7.0	7	0
Garrett	5	7	1.4	8	0
Huarte	2	5	2.5	4	0
Graham	1	-5	-5.0	-5	0
Patriots	**391**	**1604**	**4.1**	**53**	**10**
Opponents	**417**	**1350**	**3.2**	**67**	**12**

RECEIVING	NO	YDS	AVG	LG	TD
Graham	41	606	14.8	79t	4
Whalen	39	651	16.7	41t	5
Cappelletti	35	397	11.3	35	3
Garron	30	507	16.9	66	5
Nance	22	196	8.9	36	1
Colclough	14	263	18.8	52	0
Cappadona	6	104	17.3	42	1
Leo	1	25	25.0	25t	1
Nichols	1	19	19.0	19	0
Garrett	1	12	12.0	12	0
Romeo	1	4	4.0	4	0
Patriots	**191**	**2784**	**14.6**	**79t**	**20**
Opponents	**211**	**3123**	**10.1**	**75t**	**28**

INTERCEPTIONS	NO	YDS	AVG	LG	TD
Webb	4	91	22.8	41	0
Buoniconti	4	7	1.8	7	0
Shonta	3	57	19.0	28	0
Mitchell	3	9	3.0	9	0
Cunningham, J.	1	54	54.0	54	0
Charles	1	35	35.0	35t	0
Hall	1	4	4.0	4	0
Patriots	**17**	**257**	**15.1**	**54t**	**2**
Opponents	**32**	**640**	**20.0**	**68t**	**7**

PUNTING	NO	YDS	AVG	LG	BLK
Swanson	65	2632	40.5	62	0
Patriots	**65**	**2632**	**40.5**	**62**	**0**
Opponents	**73**	**3062**	**41.9**	**60**	**1**

PUNT RETURNS	NO	FC	YDS	AVG	LG	TD
Bellino	15	8	129	8.6	18	0
Cunningham, J.	17	5	105	6.2	44	0
Johnson	6	1	124	20.7	52	0
Leo	5	0	54	10.8	43	0
Patriots	**43**	**14**	**412**	**9.6**	**52**	**0**
Opponents	**31**	**12**	**252**	**8.1**	**39**	**0**

KICK RETURNS	NO	YDS	AVG	LG	TD
Cunningham	30	627	20.9	41	0
Bellino	18	357	19.8	32	0
Leo	11	232	21.1	31	0
Garrett	4	73	18.3	20	0
Garron	3	73	24.3	26	0
Cappadona	3	26	14.5	20	0
Singer	2	29	14.5	20	0
Ilg	1	10	10.0	10	0
Johnson	1	9	9.0	9	0
Patriots	**73**	**1436**	**19.7**	**41**	**0**
Opponents	**45**	**946**	**21.0**	**51**	**0**

SACKS: Antwine 6.0, Eisenhauer 6.0, Hunt 5.0, Dee 2.5, Buoniconti 1.0, Ilg 1.0, Satcher 1.0, Shonta 1.0, Philpott 0.5, Team 2.0.

FIELD GOALS	1-19	20-29	30-39	40-49	50+
Cappelletti	4/6	3/4	3/6	6/11	0/4
Patriots	**4/6**	**3/4**	**3/6**	**6/11**	**0/4**
Opponents	**7/8**	**6/7**	**4/6**	**2/9**	**0/1**

Cappelletti: () (38N) () (33G,23G,49N, 20N,44N,44N,45G) (37N,51N,41G) (36N,17B) () (14G,42G,33G) (50N,40G,13B,12G,18G) (47N,24G) (14G) (40G,50N, 51N,30G) (40N) (41G,20G).

OPPONENTS: (20G,9G) (45N,50N,42N) () (49N,20N,39N) (32G,49N) (34G,35N) (12G,24G) (41N,14G,21G,26G,15N) () (33G,36G) (40G,49N) (44G,47N,23G) (12G,11G,23G) (13G,13G).

EDITORS NOTE: Due to insufficient data, the starting line-ups from 1960-67 are incomplete.

1967 Coaching Staff: Rommie Loudd, Linebackers, Jesse Richardson, Defensive Line, Art Spinney, Offensive Line, Chuck Weber, Defensive Line/Backfield.

AFL All-Stars (7): DT Houston Antwine (5), LB Nick Buoniconti (5), RB Larry Garron (4), DT Jim Lee Hunt (3), C Jon Morris (4), FB Jim Nance (2), T Don Oakes (1).

PASSING	ATT	CMP	YARDS	CMP%	YDS/ATT	TD	TD%	INT	INT%	LG	SK/YDS	RATING
Parilli	344	161	2317	46.8	6.74	19	5.5	24	7.0	79t	29/250	58.5
Trull	81	27	442	33.3	5.46	1	1.2	7	8.6	52	11/75	20.7
Huarte	9	3	25	33.3	2.78	0	0.0	1	11.1	15	5/36	2.8
Patriots	**434**	**191**	**2784**	**44.0**	**6.41**	**20**	**4.6**	**32**	**7.4**	**79t**	**45/361**	**50.1**
Opponents	**423**	**211**	**3123**	**49.9**	**7.38**	**28**	**6.6**	**17**	**4.0**	**75t**	**31/267**	**79.7**

1968 FINAL STATISTICS (4-10)

HEAD COACH: MIKE HOLOVAK • FOURTH IN AFL EAST • HOME STADIUM: FENWAY PARK

Date	W/L	Score		Opp.	Att.
9/08	W	16-7	at	Buffalo	38,865
9/22	L	31-47		*N.Y. Jets	29,192
9/29	W	20-17	at	Denver	37,024
10/06	L	10-41	at	Oakland	44,253
10/13	L	0-16		Houston	32,502
10/20	W	23-6		Buffalo	21,082
10/27	L	14-48	at	N.Y. Jets	62,351
11/03	L	14-35		Denver	18,304
11/10	L	17-27		San Diego	19,278
11/17	L	17-31	at	Kansas City	48,271
11/24	L	10-34		Miami	18,305
12/01	W	33-14		Cincinnati	17,796
12/08	L	7-38	at	Miami	24,242
12/15	L	17-45	at	Houston	34,198

* at Birmingham, Ala.

TEAM STATISTICS	PATS	OPP
TOTAL FIRST DOWNS	**181**	**237**
By Rushing	69	86
By Passing	94	123
By Penalty	18	28
TOTAL NET YARDS	**3127**	**4415**
Avg. per Game	223.4	315.4
Total Offensive Plays	868	922
Avg. per Play	3.6	4.8
NET YARDS RUSHING	**1362**	**1825**
Total Rushing Plays	421	479
Avg. per Rush	3.2	3.8
Avg. per Game	97.3	130.4
NET YARDS PASSING	**1765**	**2590**
Avg. per Game	126.1	185.0
Sacked/Yards Lost	38/356	27/236
Gross Yards Passing	2121	2826
Att./Completions	409/160	416/200
Completion Pct.	39.1	48.1
Had Intercepted	33	23
PUNTS/AVERAGE	**96/39.9**	**81/40.5**
PENALTIES/YARDS	**67/682**	**70/874**
FUMBLES/BALLS LOST	**28/20**	**37/17**
TOUCHDOWNS	**26**	**49**
Rushing	8	22
Passing	16	20
Returns	2	7

SCORE BY PERIODS	1	2	3	4	OT	TOTAL
Patriots	**45**	**57**	**65**	**62**	**-**	**229**
Opponents	**83**	**111**	**89**	**123**	**-**	**406**

SCORING	TD	Ru	Pa	Rt	PAT	FG	S	TP
Cappelletti	2	0	2	0	26/26	15/27	0	83
Whalen	7	0	7	0			0	42
Marsh	4	0	4	0			0	24
Nance	4	4	0	0			0	24
Gamble	2	1	1	0			0	12
Thomas	2	2	0	0			0	12
Garron	1	1	0	0			0	6
Graham	1	0	1	0			0	6
Philpott	1	0	0	1			0	6
Scarpitto	1	0	1	0			0	6
Witt	1	0	0	1			0	6
Satcher	0	0	0	0			1	2
Patriots	**26**	**8**	**16**	**2**	**26/26**	**15/27**	**1**	**229**
Opponents	**49**	**22**	**20**	**7**	**49/49**	**21/31**	**0**	**406**

2-Pt. Conversions: Patriots 0-0, Opp. 0-0.

RUSHING	NO	YDS	AVG	LG	TD
Nance	177	593	3.4	30t	4
Gamble	78	311	4.0	40t	1
Thomas	88	215	2.4	25	2
Garron	36	97	2.7	18	1
Sherman	25	80	3.2	17	0
Taliaferro	8	51	6.4	21	0
Marsh	4	8	2.0	11	0
Johnson	2	6	3.0	6	0
Cappelletti	1	2	2.0	2	0
Whalen	1	0	0.0	0	0
Corcoran	1	-1	-1.0	-1	0
Patriots	**421**	**1362**	**3.2**	**40t**	**8**
Opponents	**479**	**1825**	**3.8**	**55t**	**22**

RECEIVING	NO	YDS	AVG	LG	TD
Whalen	47	718	15.3	87t	7
Marsh	19	331	17.4	70t	4
Murphy	18	268	14.9	26	0
Graham	16	242	15.1	34	1
Nance	14	51	3.6	13	0
Cappelletti	13	182	14.0	30	2
Gamble	11	55	5.0	16	1
Thomas	10	85	8.5	32	0
Colclough	8	136	17.0	44	0
Scarpitto	2	49	24.5	33t	1
Garron	1	4	4.0	4	0
Canale	1	0	0.0	0	0
Patriots	**160**	**2121**	**13.3**	**87t**	**16**
Opponents	**200**	**2826**	**14.1**	**90t**	**20**

INTERCEPTIONS	NO	YDS	AVG	LG	TD
Mitchell	7	41	5.9	20	0
Philpott	4	31	7.8	17	0
Buoniconti	3	22	7.3	14	0
Johnson	2	33	16.5	19	0
McMahon	2	27	13.5	27	0
Charles	1	29	29.0	29	0
Cheyunski	1	21	21.0	21	0
Johnson	1	11	11.0	11	0
Witt	1	4	4.0	4t	1
Satcher	1	1	1.0	1	0
Patriots	**23**	**220**	**9.6**	**29**	**1**
Opponents	**33**	**510**	**15.5**	**94t**	**3**

PUNTING	NO	YDS	AVG	LG	BLK
Swanson	62	2449	39.5	57	2
Scarpitto	34	1382	40.6	87	2
Patriots	**96**	**3831**	**39.9**	**87**	**4**
Opponents	**81**	**3280**	**40.5**	**65**	**0**

PUNT RETURNS	NO	FC	YDS	AVG	LG	TD
Porter	22	5	135	6.1	24	0
Johnson, B.	10	8	34	3.4	9	0
Leo	2	0	12	6.0	8	0
Graham	2	3	11	5.5	6	0
Johnson, D.	1	3	5	5.0	5	0
Patriots	**37**	**19**	**197**	**5.3**	**24**	**0**
Opponents	**59**	**13**	**502**	**8.5**	**76t**	**1**

KICK RETURNS	NO	YDS	AVG	LG	TD
Porter	36	812	22.6	61	0
Johnson, B.	22	442	20.1	36	0
Marsh	4	74	18.5	27	0
Johnson, D.	3	63	21.0	26	0
Long	2	20	10.0	11	0
Thomas	1	22	22.0	22	0
Graham	1	9	9.0	9	0
Cheyunski	1	0	0.0	0	0
Gamble	1	0	0.0	0	0
Patriots	**71**	**1442**	**20.3**	**61**	**0**
Opponents	**40**	**901**	**22.5**	**63**	**0**

SACKS: Antwine 7.5, Philpott 4.0, Byrd 3.5, Buoniconti 3.0, Witt 3.0, Hunt 1.5, Cheyunski 1.0, Toner 1.0, Eisenhauer 0.5, Team 2.0.

FIELD GOALS	1-19	20-29	30-39	40-49	50+
Cappelletti	4/4	6/7	4/6	1/8	0/2
Patriots	**4/4**	**6/7**	**4/6**	**1/8**	**0/2**
Opponents	**7/8**	**7/8**	**4/5**	**3/8**	**0/2**

Cappelletti: (10G,28G,30G) (31G) (50N,22G,42N,7G) (24G) (49N) (39G,50N,20G,49N,16G) () () (25N,45N,35G) (29G,34B, 45N,35N) (15G,49N) (27G,42B) () (42G).

OPPONENTS: (42N,47B) (30G,27G,27G,48G) (27G,43N,24N) (19G,33G) (44G,40B,13B,15G,25G) (16G,11G) (12G, 23G) () (32G,33G) (40G,50N) (17G,22G) () (33N,25G) (54N,42N,16G).

STARTERS:

OFFENSE: WR Art Graham (6), Jim Colclough (4), Bill Murphy (4); LT Tom Funchess (12), Don Oakes (2); LG Justin Canale (13), Tom Funchess (1); C Jon Morris (14), RG Lennie St. Jean (13), Carl Singer (1); RT Tom Neville (13), D. Oakes (1); TE Jim Whalen (13), Bobby Nichols (1); WR Aaron Marsh (12), Gino Cappelletti (2); QB Mike Taliaferro (8), Tom Sherman (5), Jim Corcoran (1); RB R.C. Gamble (5), Jim Nance (5), Gene Thomas (3), Bill Murphy (1); FB J. Nance (7), R.C. Gamble (3), Larry Garron (2), G. Thomas (2).

DEFENSE: LE Dennis Byrd (10), Jim Lee Hunt (4); LT J.L. Hunt (10), D. Byrd (4); RE Larry Eisenhauer (8), Mel Witt (6); RT Houston Antwine (14); LLB Ed Philpott (14); MLB Nick Buoniconti (9), Jim Cheyunski (4), Ray Ilg (1); RLB Doug Satcher (13), Ed Koontz (1); LCB Leroy Mitchell (13), Daryl Johnson (1); RCB D. Johnson (10), John Charles (1), Bill Johnson (1), Art McMahon (1), L. Mitchell (1); SS J. Charles (6), Don Webb (4), B. Johnson (3), A. McMahon (1); FS D. Webb (5), J. Charles (4), A. McMahon (3), B. Johnson (1), D. Johnson (1).

1968 Coaching Staff: Claude Gibson, Defensive Backfield, Jesse Richardson, Defensive Line, Art Spinney, Offensive Line, Tom Yewcic Offensive Backfield.

AFL All-Stars (5): DT Houston Antwine (6), WR/K Gino Cappelletti (5), CB Leroy Mitchell (1), C Jon Morris (5), T Tom Neville (2).

PASSING	ATT	CMP	YARDS	CMP%	YDS/ATT	TD	TD%	INT	INT%	LG	SK/YDS	RATING
Sherman	226	90	1199	39.8	5.31	12	5.3	16	7.1	87t	19/190	45.6
Taliaferro	176	67	889	38.1	5.05	4	2.3	15	8.5	70t	18/156	26.9
Corcoran	7	3	33	42.9	4.71	0	0.0	2	28.6	14	1/10	17.9
Patriots	**409**	**160**	**2121**	**39.1**	**5.19**	**16**	**3.9**	**33**	**8.1**	**87t**	**38/356**	**35.7**
Opponents	**416**	**200**	**2826**	**48.1**	**6.79**	**20**	**4.8**	**23**	**5.5**	**90t**	**27/236**	**63.4**

1969 FINAL STATISTICS (4-10)

HEAD COACH: CLIVE RUSH • TIED THIRD IN AFL EAST • HOME STADIUM: ALUMNI STADIUM (BOSTON COLLEGE)

Date	W/L	Score		Opp.	Att.
9/14	L	7-35	at	Denver	43,679
9/21	L	0-31		Kansas City	22,002
9/28	L	23-38		Oakland	19,069
10/05	L	14-23		N.Y. Jets	25,584
10/11	L	16-23	at	Buffalo	46,201
10/19	L	10-13		San Diego	18,346
10/26	L	17-23	at	N.Y. Jets	62,298
11/02	W	24-0		Houston	19,006
11/09	L	16-17		Miami	19,821
11/16	W	25-14	at	Cincinnati	27,927
11/23	W	35-21		Buffalo	25,584
11/30	W	38-23	at	Miami*	32,121
12/07	L	18-28	at	San Diego	33,146
12/14	L	23-27	at	Houston	39,215

*Tampa, Fla.

TEAM STATISTICS	PATS	OPP
TOTAL FIRST DOWNS	**166**	**278**
By Rushing	64	142
By Passing	87	115
By Penalty	15	21
TOTAL NET YARDS	**3419**	**4810**
Avg. per Game	244.2	343.6
Total Offensive Plays	729	898
Avg. per Play	4.7	5.4
NET YARDS RUSHING	**1489**	**2359**
Total Rushing Plays	367	528
Avg. per Rush	4.1	4.5
Avg. per Game	106.4	168.5
NET YARDS PASSING	**1930**	**2451**
Avg. per Game	138.6	175.1
Sacked/Yards Lost	24/261	22/159
Gross Yards Passing	2191	2619
Att./Completions	338/162	348/203
Completion Pct.	47.9	58.3
Had Intercepted	18	20
PUNTS/AVERAGE	**70/41.5**	**55/38.6**
PENALTIES/YARDS	**77/837**	**69/810**
FUMBLES/BALLS LOST	**15/10**	**33/14**
TOUCHDOWNS	**32**	**38**
Rushing	11	18
Passing	19	18
Returns	2	2

SCORE BY PERIODS	1	2	3	4	OT	TOTAL
Patriots	**88**	**63**	**24**	**91**	**-**	**266**
Opponents	**78**	**82**	**92**	**64**	**-**	**316**

SCORING	TD	Ru	Pa	Rt	PAT	FG	S	TP
Cappelletti	0	0	0	0	26/27	14/34	0	68
Frazier	7	0	7	0			0	42
Garrett	7	5	2	0			0	42
Nance	6	6	0	0			0	36
Sellers	6	0	6	0			0	36
Rademacher	3	0	3	0			0	18
Johnson	1	0	0	1			1	8
Charles	1	0	0	1			0	6
Whalen	1	0	1	0			0	6
Jones	0	0	0	0			1	2
Hammond	0	0	0	0			0	2
Patriots	**32**	**11**	**19**	**2**	**26/27**	**14/34**	**2**	**266**
Opponents	**38**	**18**	**18**	**2**	**37/38**	**17/28**	**0**	**316**

2-Pt. Conversions: Hammond 1-1, Janik 0-1, Taliaferro 0-1, Patriots 1-3, Opp. 0-0.

RUSHING	NO	YDS	AVG	LG	TD
Nance	193	750	3.9	43	6
Garrett	137	691	5.0	80t	5
Gamble	16	35	2.2	9	0
Blanks	7	30	4.3	12	0
Frazier	2	-1	-0.5	9	0
Taliaferro	12	-16	-1.3	2	0
Patriots	**367**	**1489**	**4.1**	**80t**	**11**
Opponents	**528**	**2359**	**4.5**	**72**	**18**

RECEIVING	NO	YDS	AVG	LG	TD
Garrett	29	267	9.2	34	2
Nance	29	168	5.8	27	0
Sellers	27	705	26.1	77	6
Frazier	19	306	16.1	50t	7
Rademacher	17	217	12.8	40	3
Whalen	16	235	14.7	47	1
Marsh	8	108	13.5	21	0
Gamble	7	74	10.6	20	0
Brown	6	69	11.5	15	0
Blanks	2	16	8.0	13	0
Cappelletti	1	21	21.0	21	0
Richardson	1	5	5.0	5	0
Patriots	**162**	**2191**	**13.5**	**77**	**19**
Opponents	**203**	**2610**	**12.9**	**76t**	**18**

INTERCEPTIONS	NO	YDS	AVG	LG	TD
Carwell	4	114	28.5	38	0
Charles	4	46	11.5	25t	1
Philpott	4	37	9.2	16	0
Webb	2	32	16.0	32	0
Johnson	2	23	11.5	23	0
Cheyunski	1	37	37.0	37	0
Bramlett	1	26	26.0	26	0
Janik	1	8	8.0	8	0
Schottenheimer	1	3	3.0	3	0
Patriots	**20**	**326**	**16.3**	**38**	**1**
Opponents	**18**	**225**	**12.5**	**37**	**1**

PUNTING	NO	YDS	AVG	LG	BLK
Janik	70	2903	41.5	56	0
Patriots	**70**	**2903**	**41.5**	**56**	**0**
Opponents	**55**	**2123**	**38.6**	**56**	**0**

PUNT RETURNS	NO	FC	YDS	AVG	LG	TD
Garrett	12	0	159	13.3	45	0
Carwell	5	0	43	8.6	13	0
Blanks	5	2	10	2.0	12	0
Janik	1	0	0	0.0	0	0
Gamble	0	1	0	0.0	0	0
Gladieux	0	3	0	0.0	0	0
Patriots	**23**	**6**	**212**	**9.2**	**45**	**0**
Opponents	**19**	**21**	**114**	**6.0**	**64**	**0**

KICK RETURNS	NO	YDS	AVG	LG	TD
Garrett	28	792	28.3	63	0
Marsh	6	136	22.7	41	0
Blanks	6	131	21.8	25	0
Scott	6	43	7.2	14	0
Gladieux	4	61	15.3	20	0
Carwell	1	28	28.0	28	0
Gamble	1	23	23.0	23	0
Berger	1	20	20.0	20	0
Schottenheimer	1	13	13.0	13	0
Patriots	**54**	**1247**	**23.1**	**63**	**0**
Opponents	**56**	**1068**	**19.1**	**47**	**0**

SACKS: Antwine 5.0, Hunt 3.5, Eisenhauer 3.0, Berger 2.0, Cheynunski 1.5, Carwell 1.0, Henke 1.0, Jacobs 1.0, Philpott 1.0, Witt 1.0, Team 2.0.

FIELD GOALS	1-19	20-29	30-39	40-49	50+
Cappelletti	6/7	1/4	6/12	1/9	0/2
Patriots	**6/7**	**1/4**	**6/12**	**1/9**	**0/2**
Opponents	**8/8**	**7/9**	**2/8**	**0/2**	**0/1**

Cappelletti: (23N) (47N) (50N,16G) () (47N,32G,29N) (46N,18N,32G) (39G,49N) (30N,30G,41N) (22N,50N,17G) (11G,36G,43N,45N,43G,38N,33N) (49N,30N) (37N, 13G) (34N,34G) (10G,19G,27G).

OPPONENTS: (35N) (16G) (25G,27N) (34N,16G,24G,13G) (24G,22G,22G) (12G,28G,28N) (38G,37N,32G,13G) (35N) (17G,41N,31N) (55N) () (22G) () (30N,48N,13G,19G).

STARTERS:

OFFENSE: WR Charley Frazier (11), Bill Rademacher (3); LT Tom Funchess (14); LG Mike Montler (11), Charlie Long (3); C Jon Morris (14); RG Lennie St. Jean; RT Tom Neville (14); TE Jim Whalen (11), Barry Brown (2), C. Frazier (1); WR Ron Sellers (9), Aaron Marsh (4), B. Rademacher (1); QB Mike Taliaferro (14); RB Carl Garrett (5), Jim Nance (5), R.C. Gamble (4); FB J. Nance (9), C. Garrett (1), R.C. Gamble (1).

DEFENSE: LE Karl Henke (7), Ray Jacobs (5), John Cagle (1), Mel Witt (1); LT Jim Lee Hunt (14); RE Larry Eisenhauer (13), Ron Berger (1); RE Houston Antwine (14); LLB Ed Phillpott (14); MLB Jim Cheyunski (14); John Bramlett (12), Marty Schottenheimer (1), J.R. William (1); LCB Larry Carwell (13), John Outlaw (1); RCB Daryl Johnson (14); SS John Charles (11), Don Webb (2), Tom Janik (1); FS D. Webb (12), J. Charles (2).

1969 Coaching Staff: Bruce Beatty, Offensive Line, Bill Elias, Defensive Backfield, John Mazur, Offensive Backfield, John Meyer, Linebackers, Jesse Richardson, Defensive Line, Jerry Stoltz, Receivers.

AFL All-Stars (5): RB Carl Garrett (1), DT Jim Lee Hunt (4), C Jon Morris (6), WR Ron Sellers (1), QB Mike Taliaferro (1), S Don Webb (1).

PASSING	ATT	CMP	YARDS	CMP%	YDS/ATT	TD	TD%	INT	INT%	LG	SK/YDS	RATING
Taliaferro	331	160	2160	48.3	6.53	19	5.7	18	5.4	77	24/261	66.0
Hammond	6	2	31	33.3	5.17	0	0.0	0	0.0	18	0/0	51.4
Garrett	1	0	0	0.0	0.0	0	0.0	0	0.0	0	0/0	39.6
Patriots	**338**	**162**	**2191**	**47.9**	**6.48**	**19**	**5.6**	**18**	**5.3**	**77**	**24/261**	**65.6**
Opponents	**348**	**203**	**2610**	**58.3**	**7.50**	**18**	**5.2**	**20**	**5.7**	**76t**	**22/159**	**75.2**

1970 FINAL STATISTICS (2-12)

HEAD COACH: CLIVE RUSH (1-6), JOHN MAZUR (1-6) • FIFTH IN AFC EAST • HOME STADIUM: HARVARD STADIUM

Date	W/L	Score		Opp.	Att.
9/20	W	27-14		Miami	32,607
9/27	L	21-31		N.Y. Jets	36,040
10/04	L	6-14		Baltimore	38,235
10/11	L	10-23	at	Kansas City	50,698
10/18	L	0-16		N.Y. Giants	39,091
10/25	L	3-27	at	Baltimore	60,240
11/01	L	10-45		Buffalo	31,148
11/08	L	0-31	at	St. Louis	46,466
11/15	L	14-16		San Diego	30,597
11/22	L	3-17	at	N.Y. Jets	61,822
11/29	W	14-10	at	Buffalo	31,427
12/06	L	20-37	at	Miami	51,032
12/13	L	14-35		Minnesota	37,819
12/20	L	7-45	at	Cincinnati	60,157

TEAM STATISTICS	PATS	OPP
TOTAL FIRST DOWNS	**184**	**242**
By Rushing	63	115
By Passing	98	105
By Penalty	23	22
TOTAL NET YARDS	**2626**	**4261**
Avg. per Game	187.6	304.4
Total Offensive Plays	768	865
Avg. per Play	3.4	4.9
NET YARDS RUSHING	**1040**	**2074**
Total Rushing Plays	334	503
Avg. per Rush	3.1	4.1
Avg. per Game	74.3	148.1
NET YARDS PASSING	**1586**	**2187**
Avg. per Game	113.3	156.2
Sacks/Yards Lost	42/389	28/243
Gross Yards Passing	1975	2430
Att./Completions	392/176	334/177
Completion Pct.	44.9	53.0
Had Intercepted	28	8
PUNTS/AVERAGE	**86/39.1**	**63/43.8**
PENALTIES/YARDS	**88/849**	**101/1096**
FUMBLES/BALLS LOST	**18/13**	**33/17**
TOUCHDOWNS	**18**	**44**
Rushing	11	20
Passing	7	19
Returns	0	5

SCORE BY PERIODS	1	2	3	4	OT	TOTAL
Patriots	**13**	**50**	**41**	**45**	**0**	**149**
Opponents	**92**	**131**	**55**	**83**	**0**	**361**

SCORING	TD	Ru	Pa	Rt	PAT	FG	S	TP
Nance	7	7	0	0			0	42
Cappelletti	0	0	0	0	12/13	6/15	0	30
Garrett	4	4	0	0			0	24
Sellers	4	0	4	0			0	24
Turner	2	0	2	0			0	12
Gogolak	0	0	0	0	5/5	2/7	0	11
Knief	1	0	1	0			0	6
Patriots	**18**	**11**	**7**	**0**	**17/18**	**8/22**	**0**	**149**
Opponents	**44**	**20**	**19**	**5**	**44/44**	**17/28**	**1**	**361**

RUSHING	NO	YDS	AVG	LG	TD
Nance	145	522	3.6	21	7
Garrett	88	272	3.1	26	4
Lawson	56	99	1.8	15	0
Kapp	20	71	3.6	14	0
Blanks	13	44	3.4	12	0
Ray	5	13	2.6	4	0
Taliaferro	3	11	3.7	6	0
Gladieux	4	8	2.0	8	0
Patriots	**334**	**1040**	**3.1**	**26**	**11**
Opponents	**503**	**2074**	**4.1**	**56t**	**20**

RECEIVING	NO	YDS	AVG	LG	TD
Sellers	38	550	14.5	48	4
Turner	28	428	15.3	43	2
Garrett	26	216	8.3	29	0
Nance	26	148	5.7	16	0
Brown	15	145	9.7	22	0
Beer	11	150	13.6	25	0
Lawson	11	113	10.3	19	0
Frazier	9	86	9.6	16	0
Blanks	5	49	9.8	18	0
Rademacher	4	51	12.8	16	0
Knief	3	39	13.0	22t	1
Patriots	**176**	**1975**	**11.2**	**48**	**7**
Opponents	**177**	**2430**	**13.7**	**60t**	**19**

INTERCEPTIONS	NO	YDS	AVG	LG	TD
Johnson	2	51	25.5	42	0
McMahon	1	72	72.0	72	0
Philpott	1	23	23.0	23	0
Scott	1	18	18.0	18	0
Bramlett	1	16	16.0	16	0
Webb	1	2	2.0	2	0
Williamson	1	2	2.0	2	0
Patriots	**8**	**184**	**23.0**	**72**	**0**
Opponents	**28**	**302**	**10.8**	**59t**	**2**

PUNTING	NO	YDS	AVG	LG	BLK
Janik	86	3364	39.1	57	1
Patriots	**86**	**3364**	**39.1**	**57**	**1**
Opponents	**63**	**2758**	**43.8**	**67**	**0**

PUNT RETURNS	NO	FC	YDS	AVG	LG	TD
Garrett	17	0	168	9.9	62	0
Blanks	9	4	83	9.2	22	0
Carwell	3	0	48	16.0	45	0
Johnson	2	3	6	3.0	6	0
Lawson	1	1	0	0.0	0	0
Gladieux	0	1	0	0.0	0	0
Patriots	**32**	**9**	**305**	**9.5**	**62**	**0**
Opponents	**42**	**16**	**303**	**7.2**	**54**	**0**

SACKS: Berger 9.0, Antwine 6.0, Lassiter 3.5, Hunt 2.5, Bramlett 2.0, Cheynunski 1.5, Johnson 1.0, Philpott 0.5, Team 2.0. Patriots 28.0, Opponent 42.0.

AFL All-Star (1): C Jon Morris (7).

KICK RETURNS	NO	YDS	AVG	LG	TD
Lawson	25	546	21.8	52	0
Garrett	24	511	21.3	30	0
Blanks	7	152	21.7	29	0
Carwell	1	30	30.0	30	0
Whittingham	1	24	24.0	24	0
Schottenheimer	1	8	8.0	8	0
Beer	1	4	4.0	4	0
Beverly	1	0	0.0	0	0
Brown	1	0	0.0	0	0
Patriots	**62**	**1275**	**20.6**	**56**	**0**
Opponents	**41**	**841**	**20.5**	**96t**	**2**

FIELD GOALS	1-19	20-29	30-39	40-49	50+
Cappelletti	2/3	3/4	0/2	1/5	0/1
Gogolak	1/1	0/0	1/2	0/3	0/1
Patriots	**3/4**	**3/4**	**1/4**	**1/8**	**0/2**
Opponents	**4/4**	**4/7**	**5/6**	**4/8**	**0/3**

Cappelletti: (41G,50N,22G) (40N) (44N, 13G,23B,47N,25G) (25G) (14N) () () () () (35N,9G) () (49B,39B) () ().

Gogolak: () () () () () (15G,40N,47N) (34N,32G) (48B) () (50N) () () () ().

OPPONENTS: (22N) (25G) (35N) (42G,44G,50N,24G) (14G,18G,50N,22G) (12G,48G) (20G,47N) (43G) (45N,25N,23N) (37G,50N,43N) (37G) (15G,39G,30G) (40N) (37G).

STARTERS:

OFFENSE: WR Bake Turner (13), Charley Frazier (1); LT Tom Funchess (7), Mike Montler (7); LG Gary Bugenhagen (6), M. Montler (5), T. Funchess (3); C Jon Morris (14); RG Lennie St. Jean (14); RT Tom Neville (13), Rex Mirich (1); TE Barry Brown (10), Tom Beer (4); WR Ron Sellers (13), Bill Rademacher (1); QB Joe Kapp (10), Mike Taliaferro (4); RB Carl Garrett (8), Jim Nance (5), Odell Lawson (1); FB J. Nance (8), C. Garrett (4), O. Lawson (1), Eddie Ray (1).

DEFENSE: LE Mel Witt (6), Ike Lassiter (5), Dennis Wirgowski (2), T. Funchess (1); LT Jim Lee Hunt (13), R. Mirich (1); RT Ron Berger (12), D. Wirgowski (2); RE Houston Antwine (14); LLB Ed Phillpott (12), Mike Ballou (2); MLB Jim Cheyunski (11), Marty Schottenheimer (3); RLB John Bramlett (11), M. Ballou (2), M. Schottenheimer (1); LCB Larry Carwell (8), Randy Beverly (3), Clarence Scott (2), Art McMahon (1); RCB Daryl Johnson (12), L. Carwell (1), C. Scott (1); SS C. Scott (10), Don Webb (2), A. McMahon (1), D. Johnson (1); FS D. Webb (12), D. Johnson (1), C. Scott (1).

1970 Coaching Staff: Bruce Beatty, Offensive Line, Bill Elias, Defensive Backfield, John Mazur, Offensive Backfield, John Meyer, Linebackers, Jerry Richardson, Defensive Line, Jerry Stoltz, Receivers.

PASSING	ATT	CMP	YARDS	CMP%	YDS/ATT	TD	TD%	INT	INT%	LG	SK/YDS	RATING
Kapp	219	98	1104	44.7	5.04	3	1.4	17	7.8	48	27/231	32.6
Taliaferro	173	78	871	45.1	5.03	4	2.3	11	6.4	45	15/158	41.8
Patriots	**392**	**176**	**1975**	**44.9**	**5.04**	**7**	**1.8**	**28**	**7.1**	**48**	**42/389**	**36.7**
Opponents	**334**	**177**	**2430**	**53.0**	**7.28**	**19**	**5.7**	**8**	**2.4**	**60t**	**28/243**	**85.5**

1971 FINAL STATISTICS (6-8)

HEAD COACH: JOHN MAZUR • TIED THIRD IN AFC EAST • HOME STADIUM: SCHAEFER STADIUM

Date	W/L	Score		Opp.	Att.
9/19	W	20-6		Oakland	55,405
9/26	L	7-34		Detroit	61,054
10/03	L	3-23		Baltimore	61,232
10/10	W	20-0		N.Y. Jets	61,357
10/17	L	3-41	at	Miami	58,822
10/24	L	21-44	at	Dallas	65,708
10/31	L	10-27	at	San Francisco	45,092
11/07	W	28-20		Houston	53,155
11/14	W	38-33		Buffalo	57,446
11/21	L	7-27	at	Cleveland	65,238
11/28	L	20-27	at	Buffalo	27,166
12/05	W	34-13		Miami	61,457
12/12	L	6-13	at	N.Y. Jets	63,175
12/19	W	21-17	at	Baltimore	57,942

TEAM STATISTICS	PATS	OPP
TOTAL FIRST DOWNS	**190**	**237**
By Rushing	85	106
By Passing	94	111
By Penalty	11	20
Third Down: Made/Att.	72/198	81/208
Third Down: Eff.	36.3	38.9
TOTAL NET YARDS	**3556**	**4072**
Avg. per Game	254.0	290.9
Total Offensive Plays	786	856
Avg. per Play	4.5	4.8
NET YARDS RUSHING	**1669**	**1918**
Total Rushing Plays	419	481
Avg. per Rush	4.0	4.0
Avg. per Game	119.2	137.0
NET YARDS PASSING	**1887**	**2154**
Avg. per Game	134.8	153.9
Sacked/Yards Lost	36/319	25/249
Gross Yards Passing	2206	2403
Att./Completions	330/159	350/170
Completion Pct.	48.2	48.6
Had Intercepted	16	15
PUNTS/AVERAGE	**87/37.3**	**66/38.8**
PENALTIES/YARDS	**67/657**	**60/559**
FUMBLES/BALLS LOST	**26/16**	**35/14**
TOUCHDOWNS	**29**	**35**
Rushing	7	14
Passing	19	16
Returns	3	5

SCORE BY PERIODS	1	2	3	4	OT	TOTAL
Patriots	**41**	**64**	**69**	**64**	**0**	**238**
Opponents	**82**	**105**	**54**	**84**	**0**	**325**

SCORING	TD	Ru	Pa	Rt	PAT	FG	S	TP
Gogolak	0	0	0	0	28/28	12/21	0	64
Vataha	9	0	9	0			0	54
Nance	5	5	0	0			0	30
Beer	3	0	3	0			0	18
Sellers	3	0	3	0			0	18
Moss	2	0	1	1			0	12
Garrett	2	1	1	0			0	12
Bryant	1	0	1	0			0	6
Maitland	1	1	0	0			0	6
Carwell	1	0	0	1			0	6
Crabtree	1	0	1	0			0	6
Outlaw	1	0	0	1			0	6
Team	0	0	0	0	0/1		0	0
Patriots	**29**	**7**	**19**	**3**	**28/29**	**12/21**	**0**	**238**
Opponents	**35**	**14**	**16**	**5**	**34/35**	**27/36**	**0**	**325**

RUSHING	NO	YDS	AVG	LG	TD
Garrett	181	784	4.3	38	1
Nance	129	463	3.6	50t	5
Plunkett	45	210	4.7	16	0
Gladieux	37	175	4.7	31	0
Maitland	13	25	1.9	6	1
Lawson	8	8	1.0	6	0
Bryant	4	1	0.3	1	0
Crabtree	2	11	5.5	18	0
Neville	0	-8	-	-8	0
Patriots	**419**	**1669**	**4.0**	**50t**	**7**
Opponents	**481**	**1918**	**4.0**	**56t**	**14**

RECEIVING	NO	YDS	AVG	LG	TD
Vataha	51	872	17.1	88t	9
Garrett	22	265	12.0	80t	1
Nance	18	95	5.3	12	0
Sellers	14	222	15.9	49	3
Bryant	14	212	15.1	48	1
Beer	12	191	15.9	31t	3
Moss	9	124	13.8	20t	1
Crabtree	9	120	13.3	31t	1
Gladieux	6	60	10.0	25	0
Rucker	2	24	12.0	19	0
Sykes	1	15	15.0	15	0
Maitland	1	6	6.0	6	0
Patriots	**159**	**2206**	**13.9**	**88t**	**19**
Opponents	**170**	**2403**	**14.1**	**74t**	**16**

INTERCEPTIONS	NO	YDS	AVG	LG	TD
Carwell	5	72	14.4	53t	1
Kiner	4	25	6.3	14	0
Outlaw	3	89	29.7	60t	1
Beverly	2	19	9.5	19	0
Cheyunski	1	24	24.0	24	0
Patriots	**15**	**229**	**15.3**	**60t**	**2**
Opponents	**16**	**157**	**9.8**	**25t**	**1**

PUNTING	NO	YDS	AVG	LG	BLK
Janik	87	3249	37.3	58	0
Patriots	**87**	**3249**	**37.3**	**58**	**0**
Opponents	**66**	**2564**	**38.8**	**64**	**1**

PUNT RETURNS	NO	FC	YDS	AVG	LG	TD
Bryant	10	1	24	2.4	16	0
Garrett	8	2	124	15.5	50	0
Harris	5	1	19	3.8	9	0
Gladieux	4	8	0	0.0	0	0
Gardin	4	5	14	3.5	5	0
Patriots	**31**	**17**	**181**	**5.8**	**50**	**0**
Opponents	**36**	**31**	**279**	**7.8**	**68t**	**1**

KICK RETURNS	NO	YDS	AVG	LG	TD
Garrett	24	538	22.4	37	0
Gardin	14	321	22.9	34	0
Bryant	10	252	25.2	45	0
Gladieux	6	85	14.2	20	0
Lawson	2	47	23.5	25	0
Rucker	2	45	22.5	21	0
Maitland	2	40	20.0	21	0
Mallory	1	19	19.0	19	0
Hagen	1	7	7.0	7	0
Janik	1	0	0.0	0	0
Webb	1	0	0.0	0	0
Patriots	**64**	**1354**	**21.2**	**45**	**0**
Opponents	**49**	**1427**	**29.1**	**94t**	**1**

SACKS: Kiner 6.5, Adams 5.0, Lassiter 4.0, Berger 3.0, May 2.5, Weisacosky 2.0, Philpott 1.0, Rowe 1.0, Weisaeosky 1.0. Patriots 26.0, Opponents 36.0.

FIELD GOALS	1-19	20-29	30-39	40-49	50+
Gogolak	1/1	1/3	6/7	3/7	1/3
Patriots	**1/1**	**1/3**	**6/7**	**3/7**	**1/3**
Opponents	**8/9**	**4/5**	**5/6**	**9/14**	**1/2**

Gogolak: (46G,22G) () (34G,46B,46N) (36N,53N) (51G) () (51N,48N,32G) (25N) (38G) (20B) (40G,17G) (37G,35G) (34G,47G) (47B).

OPPONENTS: (21N) (23G,27G) (42G,41G,50G) () (34G,46N,42G) (16G,17G,45N,12G) (35G,41G,40N) (25G,41G,37N) (17G,48G,17G,12G) (34G,15N,31G) (51N,48G,41G) (26G,30G) (16G,42N,42G) (12G,40N).

STARTERS:

OFFENSE: WR Randy Vataha (13), Alfred Sykes (1); LT Mike Montler (14); LG Halvor Hagen (14); C Jon Morris (13), Bill Lenkaitis (1); RG Lennie St. Jean (13), B. Lenkaitis (1); RT Tom Neville (14); TE Tom Beer (8), Roland Moss (6); WR Ron Sellers (8), Eric Crabtree (4), Hubie Bryant (2); QB Jim Plunkett (14); RB Carl Garrett (14); FB Jim Nance (13), Odell Lawson (1).

DEFENSE: LE Ike Lassiter (12), Art May (2); LT Dave Rowe (9), Ron Berger (5); RE Dennis Wirgowski (8), A. May (5), R. Berger (1); RT Julius Adams (11), Houston Antwine (3); LLB Ed Weisacosky (10), Ed Phillpott (4); MLB Jim Cheyunski (14); RLB Steve Kiner (14); LCB Larry Carwell (11), Randy Beverly (2), Perry Pruett (1); RCB John Outlaw (13), Rickie Harris (1); SS R. Harris (6), Clarence Scott (4), Don Webb (4); FS D. Webb (8), R. Harris (3), Tom Janik (2), J. Outlaw (1).

1971 Coaching Staff: Bruce Beatty, Offensive Line, Dick Evans, Defensive Line, Tom Fletcher, Defensive Backfield, John Meyer, Linebackers, Sam Rutigliano, Off. Backs/Receivers, Jerry Stoltz, Receivers.

Pro Bowl (0)

RESULTS

PASSING	ATT	CMP	YARDS	CMP%	YDS/ATT	TD	TD%	INT	INT%	LG	SK/YDS	RATING
Plunkett	328	158	2158	48.2	6.58	19	5.8	16	4.9	88t	36/319	68.6
Gladieux	2	1	48	50.0	24.0	0	0.0	0	0.0	48	0/0	95.8
Patriots	330	159	2206	48.2	6.68	19	5.8	16	4.8	88t	36/319	69.1
Opponents	**350**	**170**	**2403**	**48.6**	**6.87**	**16**	**4.6**	**15**	**4.3**	**74t**	**25/249**	**68.5**

1972 FINAL STATISTICS (3-11)

HEAD COACH: JOHN MAZUR (2-7), PHIL BENGTSON (1-4) • FIFTH IN AFC EAST • HOME STADIUM: SCHAEFER STADIUM

Date	W/L	Score		Opp.	Att.
9/17	L	7-31		Cincinnati	60,999
9/24	W	21-20		Atlanta	60,999
10/01	W	24-23		Washington	60,999
10/08	L	14-38	at	Buffalo	41,749
10/15	L	13-41		N.Y. Jets	60,999
10/22	L	3-33	at	Pittsburgh	46,081
10/29	L	10-34	at	N.Y. Jets	62,867
11/06	L	17-24		Baltimore	60,999
11/12	L	0-52	at	Miami	80,010
11/19	L	24-27		Buffalo	60,999
11/26	L	0-31	at	Baltimore	54,907
12/03	L	21-37		Miami	60,999
12/10	W	17-10	at	New Orleans	64,889
12/17	L	21-45	at	Denver	51,656

TEAM STATISTICS	PATS	OPP
TOTAL FIRST DOWNS	**236**	**288**
By Rushing	89	143
By Passing	126	124
By Penalty	24	21
Third Down: Md/Att.	66/188	96/192
Third Down: Eff.	35.1	50.0
TOTAL NET YARDS	**3647**	**5248**
Avg. per Game	260.5	374.9
Total Offensive Plays	840	888
Avg. per Play	4.3	5.9
NET YARDS RUSHING	**1532**	**2717**
Total Rushing Plays	386	548
Avg. per Rush	4.0	5.0
Avg. per Game	109.4	194.1
NET YARDS PASSING	**2127**	**2522**
Avg. per Game	151.9	180.1
Sacked/Yards Lost	44/452	15/101
Gross Yards Passing	2579	2623
Att./Completions	412/198	325/174
Completion Pct.	48.1	53.5
Had Intercepted	28	10
PUNTS/AVERAGE	**75/38.1**	**48/40.4**
PENALTIES/YARDS	**66/761**	**88/862**
FUMBLES/BALLS LOST	**26/10**	**22/12**
TOUCHDOWNS	**24**	**54**
Rushing	13	27
Passing	10	24
Returns	1	3

SCORE BY PERIODS	1	2	3	4	OT	TOTAL
Patriots	**20**	**55**	**44**	**73**	**0**	**192**
Opponents	**66**	**165**	**117**	**98**	**0**	**446**

SCORING	TD	Ru	Pa	Rt	PAT	FG	S	TP
Garrett	5	5	0	0			0	30
Gogolak	0	0	0	0	9/9	6/8	0	27
Ashton	4	3	1	0			0	24
Walker	0	0	0	0	15/15	2/8	0	21
Dowling	3	3	0	0			0	18
Rucker	3	0	3	0			0	18
T. Reynolds	2	0	2	0			0	12
Tarver	2	1	1	0			0	12
Vataha	2	0	2	0			0	12
Carwell	1	0	0	1			0	6
Plunkett	1	1	0	0			0	6
Windsor	1	0	1	0			0	6
Patriots	**24**	**13**	**10**	**1**	**24/24**	**8/16**	**0**	**192**
Opponents	**54**	**27**	**24**	**3**	**54/54**	**22/36**	**1**	**446**

RUSHING	NO	YDS	AVG	LG	TD
Ashton	128	546	4.3	35	3
Garrett	131	488	3.7	41t	5
Plunkett	36	230	6.4	21	1
Tarver	42	132	3.1	18	1
Gladieux	24	56	2.3	11	0
Maitland	13	33	2.5	6	0
Dowling	7	35	5.0	11	3
Rucker	3	5	1.7	8	0
Studstill	1	11	11.0	11	0
Windsor	1	-4	-4.0	-4	0
Patriots	**386**	**1532**	**4.0**	**41t**	**13**
Opponents	**548**	**2717**	**5.0**	**47**	**27**

RECEIVING	NO	YDS	AVG	LG	TD
Rucker	44	681	15.5	62	3
Windsor	33	383	11.6	24	1
Garrett	30	410	13.7	43	0
Vataha	25	369	14.8	44	2
Ashton	22	207	9.4	24	1
Gladieux	19	192	10.1	31	0
Tarver	11	112	10.2	22	1
T. Reynolds	8	152	19.0	36t	2
Maitland	4	33	8.3	9	0
Beer	2	40	20.0	21	0
Patriots	**198**	**2579**	**13.0**	**62**	**10**
Opponents	**174**	**2623**	**15.1**	**62**	**24**

INTERCEPTIONS	NO	YDS	AVG	LG	TD
Jackson	4	133	33.3	55	0
Harris	3	45	15.0	32	0
Hoey	1	25	25.0	25	0
Blanchard	1	20	20.0	20	0
Carwell	1	0	0.0	0	0
Patriots	**10**	**223**	**22.3**	**55**	**0**
Opponents	**28**	**490**	**17.5**	**61**	**2**

PUNTING	NO	YDS	AVG	LG	BLK
Studstill	75	2859	38.1	57	1
Patriots	**75**	**2859**	**38.1**	**57**	**1**
Opponents	**48**	**1937**	**40.4**	**60**	**0**

PUNT RETURNS	NO	FC	YDS	AVG	LG	TD
Garrett	6	0	36	6.0	27	0
Carwell	5	1	2	0.4	4	0
Harris	4	3	5	1.3	5	0
Gladieux	2	4	-6	-3.0	-6	0
Patriots	**17**	**8**	**37**	**2.2**	**27**	**0**
Opponents	**34**	**24**	**366**	**10.8**	**59**	**1**

KICK RETURNS	NO	YDS	AVG	LG	TD
Garrett	16	410	25.6	49	0
Ashton	15	309	20.6	31	0
Hoey	9	210	23.3	30	0
Rucker	8	227	28.4	43	0
Matthews	3	74	24.7	29	0
Maitland	3	48	16.0	19	0
Beer	1	15	15.0	15	0
Patriots	**55**	**1293**	**23.5**	**49**	**0**
Opponents	**32**	**784**	**24.5**	**73**	**0**

SACKS: Adams 4.0, Rowe 2.5, Harris 2.0, Wirgowski 2.0, Hagen 1.0, Weisacosky 1.0, White 1.0, Cash 1.0, Team 0.5. Patriots 15.0, Opponents 44.0.

FIELD GOALS	1-19	20-29	30-39	40-49	50+
Walker	0/0	0/0	2/4	0/3	0/1
Gogolak	1/1	2/3	2/2	1/1	0/1
Patriots	**1/1**	**2/3**	**4/6**	**1/4**	**0/2**
Opponents	**6/8**	**3/4**	**10/13**	**3/8**	**0/3**

Gogolak: () () (23G,42N) () (36G,25G,50B) (16G) (20G) (36G) () () () () ().

Walker: () () () () () () () () (48B) (39N,36G) (48B) (40N,51N) (30N,36G) ().

OPPONENTS: (38G,51B) (38G,21G,32B, 10N) (27N,50N) (11G) (37G,37G) (19G, 22G, 35G,33G,32N) (21G,39N,31G) (9G,52N,18N) (16G,49N,48B) (44G,45G) (40G,45N) (36G,10G,18G) (40N,30G,45N) (35G).

STARTERS:

OFFENSE: WR Randy Vataha (14); LT Bob Reynolds (10), Mike Montler (4); LG M. Montler (10), Bill Lenkaitis (3), Sam Adams (1); C Jon Morris (13), B. Lenkaitis (1); RG Lennie St. Jean (14); RT Tommy Neville (14); TE Bob Windsor (14); WR Reggie Rucker (14); QB Jim Plunkett (14); RB Carl Garrett (5), Josh Ashton (4), Bob Gladieux (3), John Tarver (2); FB J. Ashton (8), B. Gladieux (3), C. Garrett (2), John Tarver (1).

DEFENSE: LE Julius Adams (6), Jim White (6), Ron Berger (2); LT Dave Rowe (9), J. Adams (5); RE Dennis Wirgowski (13), R. Berger (1); RT Rick Cash (13), D. Wirgowski (1); LLB Ed Weisacosky (13), Dick Blanchard (1); MLB Jim Cheyunski (11), Ralph Cindrich (3); RLB Ron Acks (13), Roin Kadziel (1); LCB Larry Carwell (14); RCB John Outlaw (5), Ron Bolton (4), George Hoey (3), Honor Jackson (2); SS H. Jackson (6), Clarence Scott (6), Rickie Harris (1), G. Hoey (1); FS R. Harris (10), G. Hoey (2), H. Jackson (2).

1972 Coaching Staff: Bruce Beatty, Offensive Line, Dick Evans, Defensive Line, Tom Fletcher, Defensive Backfield, John Meyer, Linebackers, Burnie Miller, Special Teams, Sam Rutigliano, Off. Backs/Receivers, Jerry Stoltz, Receivers.

Pro Bowl (0)

PASSING	ATT	CMP	YARDS	CMP%	YDS/ATT	TD	TD%	INT	INT%	LG	SK/YDS	RATING
Plunkett	355	169	2196	47.6	6.19	8	2.3	25	7.0	62	39/385	45.7
Dowling	54	29	383	53.7	7.09	2	3.7	1	1.9	42	4/63	81.0
Garrett	1	0	0	0.0	0.0	0	0.0	1	100.0	0	1/4	0.0
Gladieux	1	0	0	0.0	0.0	0	0.0	1	100.0	0	0/0	0.0
Studstill	1	0	0	0.0	0.0	0	0.0	0	0.0	0	0/0	39.6
Patriots	**412**	**198**	**2579**	**48.1**	**6.26**	**10**	**2.4**	**28**	**6.8**	**62**	**44/452**	**48.0**
Opponents	**326**	**175**	**2634**	**53.7**	**8.08**	**23**	**7.1**	**10**	**3.1**	**62**	**15/101**	**91.2**

1973 FINAL STATISTICS (5-9)

HEAD COACH: CHUCK FAIRBANKS • THIRD IN AFC EAST • HOME STADIUM: SCHAEFER STADIUM

Date	W/L	Score		Opp.	Att.
9/16	L	13-31		Buffalo	56,114
9/23	L	7-10		Kansas City	57,918
9/30	L	23-44	at	Miami	80,047
10/07	W	24-16		Baltimore	57,044
10/14	L	7-9		N.Y. Jets	58,659
10/21	W	13-10	at	Chicago	55,701
10/28	L	14-30		Miami	61,279
11/04	L	23-24	at	Philadelphia	65,070
11/11	L	13-33	at	N.Y. Jets	60,737
11/18	W	33-24		Green Bay	61,279
11/25	W	32-0	at	Houston	27,344
12/02	W	30-14		San Diego	58,150
12/09	L	13-37	at	Buffalo	75,841
12/16	L	13-18	at	Baltimore	52,065

TEAM STATISTICS	PATS	OPP
TOTAL FIRST DOWNS	**237**	**215**
By Rushing	97	142
By Passing	122	67
By Penalty	18	6
Third Down: Md/Att.	73/192	69/185
Third Down: Eff.	38.0	37.3
TOTAL NET YARDS	**3843**	**4188**
Avg. per Game	274.5	299.1
Total Offensive Plays	871	832
Avg. per Play	4.4	5.0
NET YARDS RUSHING	**1612**	**2850**
Total Rushing Plays	454	560
Avg. per Rush	3.6	5.1
Avg. per Game	115.1	203.6
NET YARDS PASSING	**2231**	**1338**
Avg. per Game	159.4	95.6
Sacked/Yards Lost	37/350	32/262
Gross Yards Passing	2581	1600
Att./Completions	380/195	240/134
Completion Pct.	51.3	55.8
Had Intercepted	17	13
PUNTS/AVERAGE	**61/37.7**	**62/40.5**
PENALTIES/YARDS	**50/550**	**77/693**
FUMBLES/BALLS LOST	**51/25**	**27/18**
TOUCHDOWNS	**31**	**32**
Rushing	15	16
Passing	13	11
Returns	3	5

SCORE BY PERIODS	1	2	3	4	OT	TOTAL
Patriots	**48**	**69**	**74**	**67**	**0**	**258**
Opponents	**57**	**86**	**77**	**80**	**0**	**300**

SCORING	TD	Ru	Pa	Rt	PAT	FG	S	TP
White	0	0	0	0	21/25	14/25	0	63
Plunkett	5	5	0	0			0	30
Cunningham	5	4	1	0			0	30
Herron	4	2	1	1			0	24
Tarver	4	4	0	0			0	24
Windsor	4	0	4	0			0	24
Rucker	3	0	3	0			0	18
Vataha	3	0	2	1			0	18
Stingley	2	0	2	0			0	12
Bell	0	0	0	0	4/5	1/4	0	7
Foster	1	0	0	1			0	6
Kiner	0	0	0	0			1	2
Team	0	0	0	0	0/1	0	0	0
Patriots	**31**	**15**	**13**	**3**	**25/31**	**15/29**	**1**	**258**
Opponents	**32**	**16**	**11**	**5**	**30/32**	**26/32**	**0**	**300**

RUSHING	NO	YDS	AVG	LG	TD
Cunningham	155	516	3.3	25	4
Tarver	72	321	4.5	28	4
Ashton	93	305	3.3	34	0
Plunkett	44	209	4.8	20	5
Herron	61	200	3.3	17	2
Stingley	6	64	10.7	19	0
McCall	10	15	1.5	14	0
B. Adams	2	7	3.5	4	0
Gipson	5	-1	-0.2	4	0
Rucker	2	-1	-0.5	0	0
Welch	1	-2	-2.0	-2	0
Windsor	1	-6	-6.0	-6	0
Vataha	2	-15	-7.5	-11	0
Patriots	**454**	**1612**	**3.6**	**34**	**15**
Opponents	**560**	**2850**	**5.1**	**80t**	**16**

RECEIVING	NO	YDS	AVG	LG	TD
Rucker	53	743	14.0	64	3
Windsor	23	348	15.1	36	4
Stingley	23	339	14.7	25	2
Vataha	20	341	17.1	48	2
Herron	18	265	14.7	29	1
Cunningham	15	144	9.6	34t	1
B. Adams	14	197	14.1	30	0
Ashton	11	113	10.3	51	0
Tarver	9	51	5.7	13	0
Welch	6	22	3.7	8	0
McCall	3	18	6.0	14	0
Patriots	**195**	**2581**	**13.2**	**64**	**13**
Opponents	**134**	**1600**	**11.9**	**50**	**11**

INTERCEPTIONS	NO	YDS	AVG	LG	TD
Bolton	6	65	10.8	56	0
Durko	3	26	8.7	16	0
Anderson	2	3	1.5	3	0
Acks	1	11	11.0	11	0
Jackson	1	0	0.0	0	0
Patriots	**13**	**105**	**8.1**	**56**	**0**
Opponents	**17**	**285**	**16.8**	**47t**	**1**

PUNTING	NO	YDS	AVG	LG	BLK
Barnes	55	2134	38.8	53	0
White	6	163	27.1	51	0
Patriots	**61**	**2297**	**37.7**	**53**	**0**
Opponents	**62**	**2509**	**40.5**	**58**	**1**

PUNT RETURNS	NO	FC	YDS	AVG	LG	TD
Herron	27	8	282	10.4	54	0
Stingley	3	2	21	7.0	16	0
Durko	3	2	21	7.0	15	0
Patriots	**33**	**12**	**324**	**9.8**	**54**	**0**
Opponents	**29**	**23**	**154**	**5.3**	**27**	**0**

KICK RETURNS	NO	YDS	AVG	LG	TD
Herron	41	1092	26.6	92t	1
Stingley	6	143	23.8	29	0
Rucker	5	103	20.6	43	0
McCall	2	17	8.5	17	0
Tarver	1	17	17.0	17	0
Windsor	1	0	0.0	0	0
Hannah	1	0	0.0	0	0
Patriots	**57**	**1372**	**24.1**	**92t**	**1**
Opponents	**40**	**963**	**24.1**	**90t**	**1**

SACKS: Adams 8.0, Hamilton 5.5, Moore 4.0, Cash 3.0, Rowe 2.5, Acks 1.5, Forster 1.0, Kiner 1.0, Lunsford 1.0, Smith 1.0, Bolton 0.5, Chandler 0.5, King 0.5, Tanner 0.5, Team 2.0. Patriots 32.0, Opponents 37.0.

FIELD GOALS	1-19	20-29	30-39	40-49	50+
White	6/8	2/3	3/5	3/7	0/2
Bell	0/0	0/0	1/3	0/0	0/1
Patriots	**6/8**	**2/3**	**4/8**	**3/7**	**0/3**
Opponents	**3/3**	**6/7**	**12/14**	**5/8**	**0/0**

Bell: (53N) (30N) (33B,36G).

White: (40G,18B) (34N) (32G,11G,43N) () (49N,33G,43N,18N,47B) () (19G,21G,26G,18G) (48G,26N,51N,36G,46G) (11G) (14G,12G) (52N,36N).

OPPONENTS: (44N,48G) (33G,33N,39B) (40G,36G,40G) (38G,27G,38G) (40G,39G,22G) (30G) (25G,38G,23G) (12G) (44G,22G,28G,39G) (33G,20N) (43B) (47B) (34G,34G,19G) (16G,32G).

STARTERS:

OFFENSE: WR Reggie Rucker (8), Darryl Stingley (6); LT Sam Adams (5), Leon Gray (5), Bob Reynolds (4); LG John Hannah (14); C Bill Lenkaitis (12); Jon Morris (2); RG Lennie St. Jean (14); RT Tom Neville (9), L. Gray (3), S. Adams (2); TE Bob Windsor (9), Bob Adams (5); WR R. Rucker (6), D. Stingley (4), Randy Vataha (4); QB Jim Plunkett (14); RB Josh Ashton (8), John Tarver (3), Sam Cunningham (1), Mack Herron (1), Bob McCall (1); FB S. Cunningham (9), J. Tarver (4), Claxton Welch (1).

DEFENSE: LE Ray Hamilton (14); NT Dave Rowe (14); RE Rick Cash (14); RT Julius Adams (14); LLB Steve Kiner (14); MLB Edgar Chandler (11), Brian Stenger (2), Will Foster (1); RLB Ron Acks (14); LCB George Hoey (12), Donald Martin (2); RCB Ron Bolton (14); SS Sandy Durko (14), FS Ralph Anderson (10), Honor Jackson (3), Dave Mason (1).

1973 Coaching Staff: Hank Bullough, Defensive Line, Ron Erhardt, Offensive Backfield, Red Miller, Offensive Line, Bill Nelsen, Quarterbacks, Sam Rutigliano, Off. Backs/Receivers, Charlie Sumner, Linebackers/Secondary, Jim Valek, Special Teams, Larry Weaver, Defensive Backfield.

Pro Bowl (0)

PASSING	ATT	CMP	YARDS	CMP%	YDS/ATT	TD	TD%	INT	INT%	LG	SK/YDS	RATING
Plunkett	376	193	2550	51.3	6.78	13	3.5	17	4.5	64	37/350	65.8
Shiner	4	2	31	50.0	7.75	0	0.0	0	0.0	23	0/0	76.0
Patriots	**380**	**195**	**2581**	**51.3**	**6.79**	**13**	**3.4**	**17**	**4.5**	**64**	**37/350**	**65.9**
Opponents	**240**	**134**	**1600**	**55.8**	**6.67**	**11**	**4.6**	**13**	**5.4**	**50**	**32/262**	**69.1**

1974 FINAL STATISTICS (7-7)

HEAD COACH: CHUCK FAIRBANKS • TIED THIRD IN AFC EAST • HOME STADIUM: SCHAEFER STADIUM

Date	W/L	Score		Opp.	Att.
9/15	W	34-24		Miami	55,006
9/22	W	28-20	at	N.Y. Giants	49,267
9/29	W	20-14		L.A. Rams	61,279
10/06	W	42-3		Baltimore	59,502
10/13	W	24-0	at	N.Y. Jets	61,400
10/20	L	28-30	at	Buffalo	80,020
10/27	W	17-14	at	Minnesota	48,497
11/03	L	28-29		Buffalo	61,279
11/10	L	14-21		Cleveland	61,279
11/17	L	16-21		N.Y. Jets	61,279
11/24	W	27-17	at	Baltimore	38,971
12/01	L	26-41	at	Oakland	54,020
12/08	L	17-21		Pittsburgh	61,279
12/15	L	27-34	at	Miami	79,420

TEAM STATISTICS	PATS	OPP
TOTAL FIRST DOWNS	**255**	**240**
By Rushing	123	100
By Passing	113	129
By Penalty	19	11
Third Down: Md/Att.	96/202	73/192
Third Down: Eff.	47.5	38.0
TOTAL NET YARDS	**4474**	**4067**
Avg. per Game	319.6	290.5
Total Offensive Plays	900	879
Avg. per Play	5.0	4.6
NET YARDS RUSHING	**2134**	**1587**
Total Rushing Plays	520	467
Avg. per Rush	4.1	3.4
Avg. per Game	152.4	113.4
NET YARDS PASSING	**2340**	**2480**
Avg. per Game	167.1	177.1
Sacked/Yards Lost	21/174	38/294
Gross Yards Passing	2514	2774
Att./Completions	359/177	374/210
Completion Pct.	49.3	56.1
Had Intercepted	23	24
PUNTS/AVERAGE	**71/36.2**	**75/38.4**
PENALTIES/YARDS	**87/843**	**76/642**
FUMBLES/BALLS LOST	**26/15**	**29/14**
TOUCHDOWNS	**43**	**37**
Rushing	21	16
Passing	19	17
Returns	3	4

SCORE BY PERIODS	1	2	3	4	OT	TOTAL
Patriots	**86**	**116**	**64**	**82**	**0**	**348**
Opponents	**68**	**92**	**49**	**80**	**0**	**289**

SCORING	TD	Ru	Pa	Rt	PAT	FG	S	TP
Smith	0	0	0	0	42/43	16/22	0	90
Herron	12	7	5	0			0	72
Cunningham	11	9	2	0			0	66
Rucker	4	0	4	0			0	24
Vataha	3	0	3	0			0	18
Plunkett	2	2	0	0			0	12
Stingley	2	1	1	0			0	12
Tarver	2	2	0	0			0	12
Geddes	1	0	0	1			0	6
Hannah	1	0	0	1			0	6
Marshall	1	0	1	0			0	6
Sanders	1	0	0	1			0	6
Schubert	1	0	1	0			0	6
Tanner	1	0	1	0			0	6
Windsor	1	0	1	0			0	6
Patriots	**43**	**21**	**19**	**3**	**42/43**	**16/22**	**0**	**348**
Opponents	**37**	**16**	**17**	**4**	**32/37**	**11/18**	**1**	**289**

RUSHING	NO	YDS	AVG	LG	TD
Herron	231	824	3.6	28	7
Cunningham	166	811	4.9	75t	9
Plunkett	30	161	5.4	37	2
Tarver	41	101	2.5	18	2
Ashton	26	99	3.8	22	0
Stingley	5	63	12.6	23t	1
Wilson	15	57	3.8	12	0
Vataha	3	21	7.0	24	0
Hinton	1	1	1.0	1	0
Johnson	2	-4	-2.0	-2	0
Patriots	**520**	**2134**	**4.1**	**75t**	**21**
Opponents	**467**	**1587**	**3.4**	**34**	**16**

RECEIVING	NO	YDS	AVG	LG	TD
Herron	38	474	12.5	18	5
Rucker	27	436	16.1	69t	4
Vataha	25	561	22.4	59t	3
Cunningham	22	214	9.7	37	2
Adams, B.	17	244	14.4	24	0
Windsor	12	127	10.6	20	1
Stingley	10	139	13.9	20t	1
Tarver	9	37	4.1	12	0
Johnson	8	147	18.4	34	0
Wilson	3	38	12.7	23	0
Hinton	2	36	18.0	20	0
Tanner	2	23	11.5	21	1
Schubert	1	21	21.0	21t	1
Marshall	1	17	17.0	17t	1
Patriots	**177**	**2514**	**14.2**	**69t**	**19**
Opponents	**210**	**2774**	**13.2**	**67t**	**17**

INTERCEPTIONS	NO	YDS	AVG	LG	TD
Bolton	7	18	2.6	10	0
Sanders	5	57	11.4	23t	1
Hunt	3	66	22.0	27	0
McCray	3	61	20.3	33	0
Mildren	3	51	17.0	41	0
Geddes	2	32	16.0	29t	1
King	1	9	9.0	9	0
Patriots	**24**	**294**	**12.3**	**41**	**2**
Opponents	**23**	**331**	**14.4**	**72t**	**2**

PUNTING	NO	YDS	AVG	LG	BLK
Barnes	45	1604	35.6	50	0
Chapple	26	967	37.2	57	0
Patriots	**71**	**2571**	**36.2**	**57**	**0**
Opponents	**75**	**2882**	**38.4**	**59**	**0**

PUNT RETURNS	NO	FC	YDS	AVG	LG	TD
Herron	35	4	517	14.8	66	0
Schubert	3	2	15	5.0	11	0
Durko	1	1	1	1.0	1	0
Hinton	1	0	0	0.0	0	0
Johnson	0	3	0	0.0	0	0
Sanders	0	1	0	0.0	0	0
Patriots	**40**	**11**	**533**	**13.3**	**66**	**0**
Opponents	**41**	**5**	**314**	**7.7**	**42**	**0**

KICK RETURNS	NO	YDS	AVG	LG	TD
Herron	28	629	18.0	62	0
Johnson	15	303	20.2	41	0
Schubert	5	112	22.4	32	0
Hinton	3	83	27.7	53	0
Wilson	2	33	16.5	18	0
Tanner	2	17	8.5	17	0
Hunt	1	21	21.0	21	0
Durko	1	0	0.0	0	0
Smith, D.	1	0	0.0	0	0
Patriots	**58**	**1198**	**20.7**	**62**	**0**
Opponents	**64**	**1678**	**26.2**	**88t**	**1**

SACKS: Adams 8.0, Hamilton 5.0, Lunsford 5.0, McGee 4.5, Webster 4.5, King 3.5, Smith 3.0, Moore 2.0, Hunt 1.5, Nelson 1.0, Carter 0.5. Patriots 38.0, Opponents 21.0.

FIELD GOALS	1-19	20-29	30-39	40-49	50+
Smith	0/0	6/7	8/10	2/5	0/0
Patriots	**0/0**	**6/7**	**8/10**	**2/5**	**0/0**
Opponents	**0/0**	**5/5**	**2/4**	**4/9**	**0/0**

Smith: (21G,21N,26G) (30N) (39G,23G) () (37G) () (37G) (47N,46B) () (32G,34N,44G,35G) (33G,28G) (22G,35G) (20G,44N) (46G,34G).

OPPONENTS: (33G) () (41B) (31N,27G) () (35G) (43N,34N) (45G,20G,46N,47G) () () (48N,25G) () (40G,27G,47N) (28G,40G).

STARTERS:

OFFENSE: WR Reggie Rucker (9), Andy Johnson (3), Eddie Hinton (1), Darryl Stingley (1); LT Leon Gray (14); LG John Hannah (14); C Bill Lenkaitis (14); RG Sam Adams (13), Bill DuLac (1); RT Tom Neville (14); TE Bob Adams (7), Bob Windsor (7); WR Randy Vataha (9), Steve Schubert (3), R. Rucker (1), D. Stingley (1); QB Jim Plunkett (14); RB Mack Herron (14); Sam Cunningham (10), Josh Tarver (4).

DEFENSE: LE Mel Lunsford (7), Julius Adams (5), Ray Hamilton (1), Tony McGee (1); NT/LT R. Hamilton (13), M. Lunsford (1); RE/RT J. Adams (6), George Webster (5), M. Lunsford (2), J. Tanner (1); LOLB/RE G. Webster (7), M. Lunsford (3), J. Adams (3), J. Tanner (1); LILB/LLB Steve Nelson (9), Bob Geddes (5); RILB Sam Hunt (14); ROLB Steve King (14); LCB John Sanders (10), Willie Osley (3), Ron Bolton (1); RCB R. Bolton (13), W. Osley (1); SS Jack Mildren (9), Sandy Durko (4), Prentice McCray (1); FS P. McCray (13), J. Mildren (1).

1974 Coaching Staff: Hank Bullough, Defensive Line, Ron Erhardt, Offensive Backfield, Red Miller, Offensive Line, Bill Nelsen, Quarterbacks, Ray Perkins, Receivers, Charlie Sumner, Linebackers/ Secondary, Jim Valek, Special Teams, Larry Weaver, Defensive Backfield.

Pro Bowl (0)

PASSING	ATT	CMP	YARDS	CMP%	YDS/ATT	TD	TD%	INT	INT%	LG	SK/YDS	RATING
Plunkett	352	173	2457	49.1	6.98	19	5.4	22	6.3	69t	21/174	64.1
Shiner	6	3	37	50.0	6.17	0	0.0	1	16.7	18	0/0	29.9
Graff	1	1	20	100.0	20.0	0	0.0	0	0.0	20	0/0	118.8
Patriots	**359**	**177**	**2514**	**49.3**	**7.00**	**19**	**5.3**	**23**	**6.4**	**69t**	**21/174**	**63.3**
Opponents	**374**	**210**	**2774**	**56.1**	**7.42**	**17**	**4.5**	**24**	**6.4**	**67t**	**38/294**	**68.2**

1975 FINAL STATISTICS (3-11)

HEAD COACH: CHUCK FAIRBANKS • TIED FOURTH IN AFC EAST • HOME STADIUM: SCHAEFER STADIUM

Date	W/L	Score		Opp.	Att.
9/21	L	0-7		Houston	54,212
9/28	L	14-22		Miami	61,279
10/05	L	7-36	at	N.Y. Jets	61,415
10/12	L	10-27	at	Cincinnati	55,856
10/19	W	21-10		Baltimore	56,844
10/26	W	24-16		San Francisco	60,691
11/02	L	17-24	at	St. Louis	47,263
11/09	W	33-19	at	San Diego	26,090
11/16	L	31-34		Dallas	61,279
11/23	L	31-45	at	Buffalo	69,207
12/01	L	7-20	at	Miami	68,480
12/07	L	28-30		N.Y. Jets	57,539
12/14	L	14-34		Buffalo	59,646
12/21	L	21-34	at	Baltimore	50,801

TEAM STATISTICS	PATS	OPP
TOTAL FIRST DOWNS	**253**	**254**
By Rushing	94	118
By Passing	133	120
By Penalty	26	16
Third Down: Md/Att.	82/195	90/216
Third Down: Eff.	42.1	41.7
TOTAL NET YARDS	**4283**	**4464**
Avg. per Game	305.9	318.9
Total Offensive Plays	912	956
Avg. per Play	4.7	4.7
NET YARDS RUSHING	**1845**	**2220**
Total Rushing Plays	472	555
Avg. per Rush	3.9	4.0
Avg. per Game	131.8	158.6
NET YARDS PASSING	**2438**	**2244**
Avg. per Game	**174.1**	**160.3**
Sacked/Yards Lost	39/330	33/271
Gross Yards Passing	2768	2515
Att./Completions	401/193	368/213
Completion Pct.	48.1	57.9
Had Intercepted	28	13
PUNTS/AVERAGE	**83/38.8**	**77/39.5**
PENALTIES/YARDS	**89/719**	**103/759**
FUMBLES/BALLS LOST	**43/22**	**31/16**
TOUCHDOWNS	**33**	**42**
Rushing	14	20
Passing	16	18
Returns	3	4

SCORE BY PERIODS	1	2	3	4	OT	TOTAL
Patriots	**37**	**107**	**38**	**76**	**0**	**258**
Opponents	**67**	**77**	**110**	**104**	**0**	**358**

SCORING	TD	Ru	Pa	Rt	PAT	FG	S	TP
Smith	0	0	0	0	33/33	9/17	0	60
Cunningham	8	6	2	0			0	48
Vataha	6	0	6	0			0	36
Francis	4	0	4	0			0	24
Johnson	4	3	1	0			0	24
Grogan	3	3	0	0			0	18
Calhoun	2	1	1	0			0	12
Stingley	2	0	2	0			0	12
Carter	1	0	0	1			0	6
Hamilton	1	0	0	1			0	6
Howard	1	0	0	1			0	6
Plunkett	1	1	0	0			0	6
Patriots	**33**	**14**	**16**	**3**	**33/33**	**9/17**	**0**	**258**
Opponents	**42**	**20**	**18**	**4**	**37/42**	**23/35**	**0**	**358**

RUSHING	NO	YDS	AVG	LG	TD
Cunningham	169	666	3.9	17	6
Johnson	117	488	4.2	66t	3
Herron	61	274	4.5	53	0
Grogan	30	110	3.7	14	3
Calhoun	23	104	4.5	38t	1
Carter	22	95	4.3	19	0
McQuay	33	47	1.4	9	0
Stingley	6	39	6.5	21	0
Dressler	3	8	2.7	6	0
Plunkett	4	7	1.8	5	1
Vataha	1	4	4.0	4	0
Graff	2	2	1.0	2	0
Anderson	1	1	1.0	1	0
Patriots	**472**	**1845**	**3.9**	**66t**	**14**
Opponents	**555**	**2220**	**4.0**	**63t**	**20**

RECEIVING	NO	YDS	AVG	LG	TD
Vataha	46	720	15.7	47	6
Francis	35	636	18.2	48	4
Cunningham	32	253	7.9	24	2
Johnson	26	294	11.3	29	1
Stingley	21	378	18.0	45	2
Burks	6	158	26.3	76	0
Windsor	6	57	9.5	12	0
Calhoun	5	111	22.2	62t	1
Herron	5	50	10.0	19	0
Wright	4	46	11.5	20	0
McQuay	4	27	6.8	16	0
Carter	2	39	19.5	26	0
Dressler	1	-1	-1.0	-1	0
Patriots	**193**	**2768**	**14.3**	**76**	**16**
Opponents	**213**	**2515**	**11.8**	**77t**	**18**

INTERCEPTIONS	NO	YDS	AVG	LG	TD
Bolton	5	33	6.6	15	0
Howard	3	52	17.3	44t	1
Nelson	2	8	4.0	4	0
Reilly	1	54	54.0	54	0
Sanders	1	18	18.0	18	0
Webster	1	0	0.0	0	0
Patriots	**13**	**165**	**12.7**	**54**	**1**
Opponents	**28**	**388**	**13.9**	**58**	**1**

PUNTING	NO	YDS	AVG	LG	BLK
Patrick	83	3223	38.8	62	0
Patriots	**83**	**3223**	**38.8**	**62**	**0**
Opponents	**77**	**3042**	**39.5**	**65**	**1**

PUNT RETURNS	NO	FC	YDS	AVG	LG	TD
Stingley	15	2	113	7.5	29	0
Herron	12	2	89	7.4	17	0
Johnson	6	4	60	10.0	15	0
Patriots	**33**	**8**	**262**	**7.9**	**29**	**0**
Opponents	**42**	**12**	**513**	**12.2**	**69t**	**1**

KICK RETURNS	NO	YDS	AVG	LG	TD
Carter	32	879	27.5	99t	1
McQuay	15	252	16.8	34	0
Johnson	10	188	18.8	32	0
Burks	4	65	16.3	25	0
Herron	2	75	37.5	40	0
Stingley	2	44	22.0	24	0
Calhoun	1	17	17.0	17	0
Patriots	**66**	**1520**	**23.0**	**99t**	**1**
Opponents	**46**	**1142**	**24.8**	**59**	**0**

SACKS: McGee 9.0, Hamilton 6.0, Adams 4.0, Hanneman 4.0, Zabel 3.0, Hunt 2.0, Nelson 2.0, Cusik 1.0, King 1.0, Webster 1.0. Patriots 33.0, Opponents 39.0.

FIELD GOALS	1-19	20-29	30-39	40-49	50+
Smith	1/1	1/1	5/6	2/8	0/1
Patriots	**1/1**	**1/1**	**5/6**	**2/8**	**0/1**
Opponents	**1/1**	**11/11**	**6/10**	**5/13**	**0/0**

Smith: (44N,46N) (40N) () (35G) (52N) (44G,41B) (32G) (38G,19G,35G,46G) (29G) (42B,34G) (43N) (33B) () ().

OPPONENTS: (36N) (26G,26G,33G) (46N,47G) (29G,21G) (34G) (47N,28G) (44B,21G) (41G,49N,30G,25G,37G) (43G, 26G) (28G,43N) (25G,39G) (42G,27G,48B,44G,46B,38N) (31N) (19G,44N,37N, 31G).

STARTERS:

OFFENSE: WR Randy Vataha (14); LT Leon Gray (14); LG John Hannah (14); C Bill Lenkaitis (11), Doug Dumler (3); RG Sam Adams (13), Bill DuLac (1); RT Shelby Jordan (14); TE Russ Francis (11), Bob Windsor (3); WR Darryl Stingley (14); QB Steve Grogan (7), Jim Plunkett (5), Neil Graff (2); RB Andy Johnson (9), Mack Herron (5); FB Sam Cunningham (13), Don Calhoun (1).

DEFENSE: LE Tony McGee (10), Mel Lunsford (4); LT/NT Ray Hamilton (14); RE/RT Julius Adams (8), Marlin Imhof (3), Craig Hanneman (2), Sam Hunt (1); LOLB/RE George Webster (9), Steve Zabel (2), C. Hanneman (1), Steve King (1), Kevin Reilly (1); LILB/LLB Steve Nelson (13), G. Webster (1); RILB/MLB S. Hunt (12), Bob Geddes (1), S. Nelson (1); ROLB/RLB S. King (7), S. Zabel (7); LCB Bob Howard (14), RCB Ron Bolton (13), Jim Massey (1); SS Prentice McCray (14); FS John Sanders (14).

1975 Coaching Staff: Hank Bullough, Defensive Line, Rollie Dotsch, Outside Linebackers, Ron Erhardt, Offensive Backfield, Red Miller, Offensive Line, Ray Perkins, Receivers, John Polonchek, QBs/Special Asst. to Head Coach, Charlie Sumner, Linebackers/Secondary, Jim Valek, Special Teams, Larry Weaver, Defensive Backfield.

Pro Bowl (0)

PASSING	ATT	CMP	YARDS	CMP%	YDS/ATT	TD	TD%	INT	INT%	LG	SK/YDS	RATING
Grogan	274	139	1976	50.7	7.21	11	4.0	18	6.6	62t	22/207	60.4
Plunkett	92	36	571	39.1	6.21	3	3.3	7	7.6	76	13/89	39.7
Graff	35	18	221	51.4	6.31	2	5.7	3	8.6	31t	4/34	54.6
Patriots	**401**	**193**	**2768**	**48.1**	**6.90**	**16**	**4.0**	**28**	**7.0**	**76**	**39/330**	**55.2**
Opponents	**368**	**213**	**2515**	**57.9**	**6.83**	**18**	**4.9**	**13**	**3.5**	**77t**	**33/271**	**80.4**

1976 FINAL STATISTICS (11-3)

HEAD COACH: CHUCK FAIRBANKS • SECOND IN AFC EAST (WILD CARD PLAYOFF QUALIFIER) • HOME STADIUM: SCHAEFER STADIUM

Date	W/L	Score		Opp.	Att.
9/12	L	13-27		Baltimore	43,637
9/19	W	30-14		Miami	46,227
9/26	W	30-27	at	Pittsburgh	50,350
10/03	W	48-17		Oakland	61,279
10/10	L	10-30	at	Detroit	63,711
10/18	W	41-7		N.Y. Jets	51,236
10/24	W	26-22	at	Buffalo	50,383
10/31	L	3-10	at	Miami	57,984
11/07	W	20-10		Buffalo	61,279
11/14	W	21-14	at	Baltimore	60,020
11/21	W	38-24	at	N.Y. Jets	58,509
11/28	W	38-14		Denver	61,279
12/05	W	27-6		New Orleans	54,057
12/12	W	31-14	at	Tampa Bay	46,475
AFC PLAYOFFS					
12/18	L	21-24	at	Oakland	54,037

TEAM STATISTICS	PATS	OPP
TOTAL FIRST DOWNS	**260**	**258**
By Rushing	150	102
By Passing	95	134
By Penalty	15	22
Third Down: Md/Att.	76/192	90/209
Third Down: Eff.	39.6	43.0
TOTAL NET YARDS	**4694**	**4022**
Avg. per Game	335.3	287.3
Total Offensive Plays	918	947
Avg. per Play	5.1	4.2
NET YARDS RUSHING	**2948**	**1847**
Total Rushing Plays	591	462
Avg. per Rush	5.0	4.0
Avg. per Game	210.6	131.9
NET YARDS PASSING	**1746**	**2175**
Avg. per Game	124.7	155.4
Sacked/Yards Lost	19/164	47/429
Gross Yards Passing	1910	2604
Att./Completions	309/146	437/229
Completion Pct.	47.6	52.4
Had Intercepted	20	23
PUNTS/AVERAGE	**67/40.1**	**75/38.8**
PENALTIES/YARDS	**102/914**	**88/764**
FUMBLES/BALLS LOST	**28/16**	**37/27**
TOUCHDOWNS	**48**	**29**
Rushing	24	12
Passing	18	16
Returns	6	1

SCORE BY PERIODS	1	2	3	4	OT	TOTAL
Patriots	**54**	**133**	**97**	**92**	**0**	**376**
Opponents	**40**	**91**	**30**	**75**	**0**	**236**

SACKS: McGee 9.5, Barnes 8.0, Hamilton 6.5, Bishop 6.0, Adams 5.0, Zabel 4.0, Lunsford 2.5, Tipton 2.0, King 1.5, Nelson 1.0. Patriots 47.0, Opponents 19.0.

SCORING	TD	Ru	Pa	Rt	PAT	FG	S	TP
Smith	0	0	0	0	42/46	15/25	0	87
Grogan	13	12	0	1			0	78
Johnson	10	6	4	0			0	60
Stingley	4	0	4	0			0	24
Cunningham	3	3	0	0			0	18
Francis	3	0	3	0			0	18
Chandler	3	0	3	0			0	18
Forte	2	1	1	0			0	12
Haynes	2	0	0	2			0	12
McCray	2	0	0	2			0	12
Calhoun	1	1	0	0			0	6
Phillips	1	1	0	0			0	6
Briscoe	1	0	1	0			0	6
Brock	1	0	1	0			0	6
Vataha	1	0	1	0			0	6
Hunt	1	0	0	1			0	6
Zabel	0	0	0	0	1/1	0/0	0	1
Team	0	0	0	0	0/1	0/0	0	0
Patriots	**48**	**24**	**18**	**6**	**43/48**	**15/25**	**0**	**376**
Opponents	**29**	**12**	**16**	**1**	**26/29**	**12/17**	**0**	**236**

RUSHING	NO	YDS	AVG	LG	TD
Cunningham	172	824	4.8	24	3
Calhoun	129	721	5.6	54	1
Johnson	169	699	4.1	69t	6
Grogan	60	397	6.6	41t	12
Phillips	24	164	6.8	46	1
Forte	25	100	4.0	26	1
Stingley	8	45	5.6	27	0
Francis	2	12	6.0	8	0
Burks	1	2	2.0	2	0
Patrick	1	-16	-16.0	-16	0
Patriots	**591**	**2948**	**5.0**	**69t**	**24**
Opponents	**462**	**1847**	**4.0**	**46**	**12**

RECEIVING	NO	YDS	AVG	LG	TD
Johnson	29	343	11.8	53	4
Cunningham	27	299	11.1	41	0
Francis	26	367	14.1	48	3
Stingley	17	370	21.8	58t	4
Calhoun	12	56	4.7	12	0
Vataha	11	192	17.5	44	1
Briscoe	10	136	13.6	21	1
Chandler	5	49	9.8	29	3
Forte	3	9	3.0	6t	1
Burks	2	27	13.5	17	0
Feacher	2	38	19.0	21	0
Phillips	1	18	18.0	18	0
Brock	1	6	6.0	6t	1
Patriots	**146**	**1910**	**13.1**	**58t**	**18**
Opponents	**229**	**2604**	**11.4**	**55**	**16**

INTERCEPTIONS	NO	YDS	AVG	LG	TD
Haynes	8	90	11.3	28	0
McCray	5	182	36.4	63t	2
Fox	3	67	22.3	29	0
Howard	3	28	9.3	15	0
Hunt	2	106	53.0	68t	1
Nelson	2	32	16.0	34	0
Patriots	**23**	**505**	**22.0**	**68t**	**3**
Opponents	**20**	**380**	**19.0**	**76**	**0**

PUNTING	NO	YDS	AVG	LG	TB	IN20
Patrick	67	2688	40.1	52	12	12
Patriots	**67**	**2688**	**40.1**	**52**	**12**	**12**
Opponents	**75**	**2909**	**38.8**	**57**	**8**	**7**

PUNT RETURNS	NO	FC	YDS	AVG	LG	TD
Haynes	45	0	608	13.5	89t	2
Beaudoin	2	0	18	9.0	11	0
Stingley	1	0	2	2.0	2	0
Patriots	**48**	**0**	**628**	**13.1**	**89t**	**2**
Opponents	**37**	**7**	**288**	**7.8**	**32**	**0**

KICK RETURNS	NO	YDS	AVG	LG	TD
Phillips	14	397	28.4	71	0
Feacher	10	240	24.0	46	0
Calhoun	9	183	20.3	33	0
Beaudoin	6	134	22.3	44	0
Forte	3	62	20.7	29	0
Conn	2	29	14.5	26	0
Carter	1	19	19.0	19	0
McKay	1	23	23.0	23	0
Patriots	**46**	**1087**	**23.6**	**71**	**0**
Opponents	**71**	**1559**	**22.1**	**58**	**0**

FIELD GOALS	1-19	20-29	30-39	40-49	50+
Smith	0/1	4/4	4/6	7/14	0/0
Patriots	**0/1**	**4/4**	**4/6**	**7/14**	**0/0**
Opponents	**1/1**	**2/2**	**4/5**	**4/8**	**1/1**

Smith: (31G,27G,39B) (42N,22G,47N) (42G,40G,26G,37N) () (41G) () (44G,32G) (43G) (46G,33G) (48N,44N) (28G) (44N,19N,49G,41N) (43N) (30G).

OPPONENTS: (28G,32G) () (32G,41G,48N) (44G) (44N,36G) () (46G,34N) (47G) (31G) (40N) (19G) () (50G,47N, 29G) ().

STARTERS:

OFFENSE: WR Randy Vataha (8), Darryl Stingley (4), Marlin Briscoe (2); LT Leon Gray (14); LG John Hannah (14); C Bill Lenkaitis (14); RG Sam Adams (14); RT Bob McKay (14); TE Russ Francis (12), Al Chandler (2); WR D. Stingley (9), M. Briscoe (3), Steve Burks (1), A. Chandler (1); QB Steve Grogan (14); RB Andy Johnson (12), Sam Cunningham (1), Ike Forte (1); FB S. Cunningham (10), Don Calhoun (3), A. Johnson (1).

DEFENSE: LE Tony McGee (13), Mel Lunsford (1); NT Ray Hamilton (14); RE Julius Adams (14); LOLB Steve Zabel (14); LILB Steve Nelson (11), Sam Hunt (2), Donnie Thomas (1); RILB S. Hunt (9), George Webster (3), Jim Romaniszyn (2); ROLB Pete Barnes (7), Steve King (7); LCB Bob Howard (14); RCB Mike Haynes (14); SS Prentice McCray (14); FS Tim Fox (13), Dick Conn (1).

1976 Coaching Staff: Hank Bullough, Defensive Line, Rollie Dotsch, Outside Linebackers, Ron Erhardt, Offensive Backfield, Red Miller, Offensive Line, Ray Perkins, Receivers, John Polonchek, QBs/Special Asst. to Head Coach, Charlie Sumner, Linebackers/Secondary, Larry Weaver, Defensive Backfield, Tom Yewcic, Offensive Backfield/Special Teams.

Pro Bowl (4): TE Russ Francis (1), T Leon Gray (1), G John Hannah (1), CB Mike Haynes (1).

PASSING	ATT	CMP	YARDS	CMP%	YDS/ATT	TD	TD%	INT	INT%	LG	SK/YDS	RATING
Grogan	302	145	1903	48.0	6.30	18	6.0	20	6.6	58t	18/155	60.6
Owen	5	1	7	20.0	1.40	0	0.0	0	0.0	7	0/0	39.6
Johnson	2	0	0	0.0	0.0	0	0.0	0	0.0	0	0/0	39.6
Briscoe	0	0	0	0.0	0.0	0	0.0	0	0.0	0	1/9	--
Patriots	**309**	**146**	**1910**	**47.2**	**6.25**	**18**	**5.8**	**20**	**6.5**	**58t**	**19/164**	**59.7**
Opponents	**437**	**229**	**2604**	**52.4**	**5.96**	**16**	**3.7**	**23**	**5.3**	**55**	**47/429**	**60.9**

1977 FINAL STATISTICS (9-5)

HEAD COACH: CHUCK FAIRBANKS • THIRD IN AFC EAST • HOME STADIUM: SCHAEFER STADIUM

Date	W/L	Score		Opp.	Att.
9/18	W	21-17		Kansas City	58,288
9/26	L	27-30	at	Cleveland OT	77,910
10/02	L	27-30	at	N.Y. Jets	49,801
10/09	W	31-0		Seattle	54,363
10/16	W	24-20	at	San Diego	51,143
10/23	W	17-3		Baltimore	61,279
10/30	W	24-13		N.Y. Jets	61,279
11/06	L	14-24		Buffalo	61,279
11/13	L	5-17	at	Miami	67,907
11/20	W	20-7	at	Buffalo	31,157
11/27	W	14-6		Philadelphia	58,192
12/04	W	16-10	at	Atlanta	60,738
12/11	W	14-10		Miami	61,279
12/18	L	24-30	at	Baltimore	60,763

TEAM STATISTICS	PATS	OPP
TOTAL FIRST DOWNS	**247**	**215**
By Rushing	132	86
By Passing	101	111
By Penalty	14	18
Third Down: Md/Att.	98/199	74/196
Third Down: Eff.	49.0	38.0
TOTAL NET YARDS	**4310**	**3638**
Avg. per Game	307.9	259.9
Total Offensive Plays	922	866
Avg. per Play	4.7	4.7
NET YARDS RUSHING	**2303**	**1605**
Total Rushing Plays	603	452
Avg. per Rush	3.8	3.6
Avg. per Game	164.5	114.6
NET YARDS PASSING	**2007**	**2033**
Avg. per Game	143.4	145.2
Sacked/Yards Lost	14/155	58/471
Gross Yards Passing	2162	2504
Att./Completions	305/160	356/188
Completion Pct.	52.5	52.8
Had Intercepted	21	19
PUNTS/AVERAGE	**68/34.6**	**78/39.1**
PENALTIES/YARDS	**112/931**	**71/610**
FUMBLES/BALLS LOST	**28/15**	**20/10**
TOUCHDOWNS	**33**	**26**
Rushing	13	8
Passing	17	16
Returns	3	2

SCORE BY PERIODS	1	2	3	4	OT	TOTAL
Patriots	**79**	**65**	**74**	**60**	**0**	**278**
Opponents	**58**	**23**	**61**	**72**	**3**	**217**

SCORING	TD	Ru	Pa	Rt	PAT	FG	S	TP
Smith	0	0	0	0	33/33	15/21	0	78
Stingley	6	1	5	0			0	36
Cunningham	5	4	1	0			0	30
Calhoun	4	4	0	0			0	24
Francis	4	0	4	0			0	24
Hasselbeck	4	0	4	0			0	24
Clayborn	3	0	0	3			1	20
Morgan	3	0	3	0			0	18
Forte	2	2	0	0			0	12
Grogan	1	1	0	0			0	6
Phillips	1	1	0	0			0	6
Patriots	**33**	**13**	**17**	**3**	**33/33**	**15/21**	**1**	**278**
Opponents	**26**	**8**	**16**	**2**	**22/26**	**13/21**	**0**	**217**

RUSHING	NO	YDS	AVG	LG	TD
Cunningham	270	1015	3.8	31t	4
Calhoun	198	727	3.7	25	4
Grogan	61	324	5.3	41	1
Forte	62	157	2.5	16	2
Phillips	5	27	5.4	13	1
Stingley	3	33	11.0	34t	1
Ivory	3	10	3.3	9	0
Morgan	1	10	10.0	10	0
Patriots	**603**	**2303**	**3.8**	**41**	**13**
Opponents	**452**	**1605**	**3.6**	**66**	**8**

RECEIVING	NO	YDS	AVG	LG	TD
Cunningham	42	370	8.8	35	1
Stingley	39	657	16.8	68	5
Morgan	21	443	21.1	64t	3
Francis	16	229	14.3	31t	4
Calhoun	13	152	11.7	47	0
Hasselbeck	9	76	8.4	21	4
Forte	8	88	11.0	22	0
Chandler	7	68	9.7	16	0
Burks	5	79	15.8	22	0
Patriots	**160**	**2162**	**13.5**	**68**	**17**
Opponents	**188**	**2504**	**13.3**	**78**	**16**

INTERCEPTIONS	NO	YDS	AVG	LG	TD
Haynes	5	54	10.8	22	0
McCray	4	61	15.2	48	0
Howard	4	10	2.2	6	0
Fox	3	39	13.0	27	0
Hunt	2	17	8.5	10	0
Barnes	1	13	13.0	13	0
Patriots	**19**	**194**	**10.2**	**48**	**0**
Opponents	**21**	**279**	**13.3**	**45**	**2**

PUNTING	NO	YDS	AVG	LG	TB	IN20	BLK
Patrick	68	2354	34.6	64	6	13	3
Patriots	**68**	**2354**	**34.6**	**64**	**6**	**13**	**3**
Opponents	**78**	**3048**	**39.1**	**65**	**9**	**10**	**0**

PUNT RETURNS	NO	FC	YDS	AVG	LG	TD
Morgan	16	2	220	13.8	53	0
Haynes	24	2	200	8.3	46	0
Forte	2	1	9	4.5	6	0
Beaudoin	1	0	0	0.0	0	0
Westbrook	0	1	0	0.0	0	0
Patriots	**43**	**6**	**429**	**10.0**	**53**	**0**
Opponents	**33**	**6**	**270**	**8.2**	**23**	**0**

KICK RETURNS	NO	YDS	AVG	LG	TD
Clayborn	28	869	31.0	101t	3
Phillips	6	93	15.5	22	0
Beaudoin	4	73	18.3	30	0
McKay	1	16	16.0	16	0
Patriots	**39**	**1051**	**26.9**	**101t**	**3**
Opponents	**52**	**1086**	**20.9**	**73**	**0**

SACKS: McGee 12.0, Hamilton 10.0, Adams 9.5, Shoate 6.0, Barnes 5.0, Nelson 5.0, Boyd 2.5, Fox 2.0, Lunsford 1.5, Bishop 1.0, Clayborn 1.0, Hunt 1.0, King 1.0, Zabel 0.5. Patriots 58.0, Opponents 14.0.

FIELD GOALS	1-19	20-29	30-39	40-49	50+
Smith	1/1	4/5	9/11	1/4	0/0
Patriots	**1/1**	**4/5**	**9/11**	**1/4**	**0/0**
Opponents	**0/1**	**5/5**	**7/11**	**1/4**	**0/0**

Smith: () (35G,28G) (44G,24G) (36G,26WR) (28G) (18G) (30G) () (37N,35G) (33G,25G,44N) () (47S,36G,32G,29G,35B) (47B) (30G).

OPPONENTS: (22G) (37G,37G,35G,44WR,39B) (38B,37G) () () (40G) (36G,40WL,21G) (30G) (33G) () (19B,33WL) (25G) (28G) (38WL,28G,45WL).

STARTERS:

OFFENSE: WR Stanley Morgan (14); LT Leon Gray (11), Shelby Jordan (3); LG John Hannah (11), Pete Brock (3); C Bill Lenkaitis (14); RG Sam Adams (13), P. Brock (1); RT Tom Neville (13), Bob McKay (3); TE Russ Francis (10), Al Chandler (3), Don Hasselbeck (1); WR Darryl Stingley (14); QB Steve Grogan (14); RB Don Calhoun (14); FB Sam Cunningham (14).

DEFENSE: LE Mel Lunsford (13), Tony McGee (1); NT Ray Hamilton (14); RE Julius Adams (14); LOLB Steve Zabel (10), Steve King (4); LILB Steve Nelson (13), Ray Costict (1); RILB Sam Hunt (13), R. Costict (1); ROLB Pete Barnes (11), Rod Shoate (3); LCB Bob Howard (12), Raymond Clayborn (2); RCB Mike Haynes (14); SS Prentice McCray (14); FS Tim Fox (14).

1977 Coaching Staff: Hank Bullough, Defensive Line, Ron Erhardt, Offensive Backfield, Leon McLaughlin, Offensive Line, Ray Perkins, Receivers, John Polonchek, QBs/Special Asst. to Head Coach, Charlie Sumner, Linebackers/ Secondary, Dick Walker, Defensive Backs, Tom Yewcic, Offensive Backfield/ Special Teams.

Pro Bowl (2): TE Russ Francis (2), CB Mike Haynes (2).

PASSING	ATT	CMP	YARDS	CMP%	YDS/ATT	TD	TD%	INT	INT%	LG	SK/YDS	RATING
Grogan	305	160	2162	52.5	7.09	17	5.6	21	6.9	68	14/155	65.2
Patriots	**305**	**160**	**2162**	**52.5**	**7.09**	**17**	**5.6**	**21**	**6.9**	**68**	**14/155**	**65.2**
Opponents	**356**	**188**	**2504**	**52.8**	**7.03**	**16**	**4.5**	**19**	**5.3**	**78**	**58/471**	**68.1**

1978 FINAL STATISTICS (11-5)

HEAD COACH: CHUCK FAIRBANKS (11-4), RON ERHARDT & HANK BULLOUGH CO-HEAD COACHES (0-1) • AFC EAST CHAMPIONS • HOME STADIUM: SCHAEFER STADIUM

Date	W/L	Score		Opp.	Att.
9/03	L	14-16		Washington	55,063
9/10	W	16-6	at	St. Louis	49,555
9/18	L	27-34		Baltimore	57,503
9/24	W	21-14	at	Oakland	53,500
10/01	W	28-23		San Diego	61,297
10/08	W	24-14		Philadelphia	61,297
10/15	W	10-3	at	Cincinnati	56,257
10/22	W	33-24		Miami	61,297
10/29	W	55-21		N.Y. Jets	61,297
11/05	W	14-10	at	Buffalo	46,101
11/12	L	23-26		Houston	61,297
11/19	W	19-17	at	N.Y. Jets	60,372
11/26	W	35-14	at	Baltimore	49,404
12/03	L	10-17	at	Dallas	65,045
12/10	W	26-24		Buffalo	59,927
12/18	L	3-23	at	Miami	75,445
AFC PLAYOFFS					
12/31	L	14-31		Houston	61,297

TEAM STATISTICS	PATS	OPP
TOTAL FIRST DOWNS	**322**	**258**
By Rushing	181	100
By Passing	125	143
By Penalty	16	15
Third Down: Md/Att.	92/203	96/220
Third Down: Eff.	45.3	43.6
TOTAL NET YARDS	**5965**	**4615**
Avg. per Game	372.8	288.4
Total Offensive Plays	1085	971
Avg. per Play	5.5	4.8
NET YARDS RUSHING	**3165**	**1852**
Total Rushing Plays	671	511
Avg. per Rush	4.7	3.6
Avg. per Game	197.8	115.8
NET YARDS PASSING	**2800**	**2763**
Avg. per Game	175.0	172.7
Sacked/Yards Lost	24/206	35/296
Gross Yards Passing	3006	3059
Att./Completions	390/196	425/235
Completion Pct.	50.3	55.3
Had Intercepted	25	22
PUNTS/AVERAGE	**61/35.0**	**78/39.5**
PENALTIES/YARDS	**92/852**	**81/683**
FUMBLES/BALLS LOST	**35/21**	**34/21**
TOUCHDOWNS	**46**	**38**
Rushing	30	14
Passing	15	21
Returns	1	3

SCORE BY PERIODS	1	2	3	4	OT	TOTAL
Patriots	**77**	**122**	**63**	**96**	**0**	**358**
Opponents	**55**	**60**	**71**	**97**	**0**	**286**

SCORING	TD	Ru	Pa	Rt	PAT	FG	S	TP
Ivory	11	11	0	0			0	66
Posey	0	0	0	0	29/31	11/22	0	62
Cunningham	8	8	0	0			0	48
Jackson	6	0	6	0			0	36
Grogan	5	5	0	0			0	30
Morgan	5	0	5	0			0	30
Francis	4	0	4	0			0	24
Johnson	3	3	0	0			0	18
McAlister	2	2	0	0			0	12
Smith	0	0	0	0	6/7	1/1	0	9
Lowery	0	0	0	0	7/7	0/1	0	7
Calhoun	1	1	0	0			0	6
Haynes	1	0	0	1			0	6
Bishop	0	0	0	0			1	2
Fox	0	0	0	0			1	2
Wilson	0	0	0	0	0/1	0/0	0	0
Patriots	**46**	**30**	**15**	**1**	**42/46**	**12/24**	**2**	**358**
Opponents	**38**	**14**	**21**	**3**	**31/38**	**9/19**	**0**	**286**

RUSHING	NO	YDS	AVG	LG	TD
Cunningham	199	768	3.9	52t	8
Ivory	141	693	4.9	28	11
Johnson	147	675	4.6	52	3
Grogan	81	539	6.7	31	5
Calhoun	76	391	5.1	73	1
McAlister	19	77	4.1	16	2
Morgan	2	11	5.5	6	0
Jackson	1	7	7.0	7	0
Tatupu	3	6	2.0	3	0
Wilson	1	0	0.0	0	0
Westbrook	1	-2	-2.0	-2	0
Patriots	**671**	**3165**	**4.7**	**73**	**30**
Opponents	**511**	**1852**	**3.6**	**32t**	**14**

RECEIVING	NO	YDS	AVG	LG	TD
Francis	39	543	13.9	53	4
Jackson	37	743	20.1	57	6
Morgan	34	820	24.1	75t	5
Cunningham	31	297	9.6	31	0
Johnson	26	267	10.3	31	0
Ivory	14	122	8.7	18	0
Hasselbeck	7	107	15.3	24	0
Westbrook	3	38	12.7	19	0
Calhoun	3	29	9.7	15	0
Pennywell	1	28	28.0	28	0
McAlister	1	12	12.0	12	0
Patriots	**196**	**3006**	**15.3**	**75t**	**15**
Opponents	**235**	**3059**	**13.0**	**67t**	**21**

INTERCEPTIONS	NO	YDS	AVG	LG	TD
Haynes	6	123	20.5	50	1
Nelson	5	104	20.8	37	0
Clayborn	4	72	18.0	44	0
Beaudoin	3	25	8.3	13	0
Fox	2	10	5.0	10	0
Conn	1	24	24.0	24	0
Zabel	1	0	0.0	0	0
Patriots	**22**	**358**	**16.3**	**50**	**1**
Opponents	**25**	**252**	**10.1**	**49**	**1**

PUNTING	NO	YDS	AVG	LG	TB	IN20	BLK
Wilson	54	1921	35.6	57	4	14	0
Patrick	7	216	30.9	47	0	2	0
Patriots	**61**	**2137**	**35.0**	**57**	**4**	**16**	**0**
Opponents	**78**	**3081**	**39.5**	**63**	**8**	**17**	**0**

PUNT RETURNS	NO	FC	YDS	AVG	LG	TD
Morgan	32	4	335	10.5	48	0
Haynes	14	2	183	13.1	35	0
Conn	1	2	2	2.0	2	0
Patriots	**47**	**8**	**520**	**11.1**	**48**	**0**
Opponents	**29**	**10**	**272**	**9.4**	**30**	**0**

KICK RETURNS	NO	YDS	AVG	LG	TD
Clayborn	27	636	23.6	60	0
McAlister	10	186	18.6	32	0
Westbrook	7	125	17.9	33	0
Ivory	7	165	23.6	33	0
Morgan	1	17	17.0	17	0
Wheeler	1	0	0.0	0	0
Conn	1	26	26.0	26	0
Tatupu	1	17	17.0	17	0
Patriots	**55**	**1172**	**21.3**	**60**	**0**
Opponents	**69**	**1576**	**22.8**	**90t**	**1**

SACKS: McGee 11.5, Bishop 7.0, Hamilton 5, Shoate 5, Lunsford 3.5, Costict 1, Hawkins 1, Nelson 1. Patriots 35.0, Opponents 24.0.

FIELD GOALS	1-19	20-29	30-39	40-49	50+
Smith	0/0	1/1	0/0	0/0	0/0
Lowery	0/0	0/0	0/0	0/1	0/0
Posey	1/1	3/4	5/11	2/6	0/0
Patriots	**1/1**	**4/5**	**5/11**	**2/7**	**0/0**
Opponents	**0/0**	**5/6**	**1/5**	**2/5**	**1/3**

Smith: () (24G) ().
Lowery: () (45WL).
Posey: (42G,36WL) (19G) (29G,37WR) () (48N) (32G,34G,37G,38WL,25WL) (48N,47G,24G) (31S) (46B,30G,36B,39N) (42S,21G) (35G).

OPPONENTS: (26G,54WR) () () (35WL,47WL) (38WL,41G) () (25WR,44WL,52G,51WR) (29G,45WL) () (21G) () (45G,33N) (31WL) (26G) (26G) (30G).

STARTERS:

OFFENSE: WR Stanley Morgan (16); LT Leon Gray (16); LG John Hannah (16); C Bill Lenkaitis (16); RG Sam Adams (16); RT Shelby Jordan (16); TE Russ Francis (15), Don Hasselbeck (1); WR Harold Jackson (13); QB Steve Grogan (16); RB Andy Johnson (13), Horace Ivory (3); FB Sam Cunningham (14), Don Calhoun (2); 2nd TE D. Hasselbeck (3).

DEFENSE: LE Mel Lunsford (15), Tony McGee (1); NT Ray Hamilton (16); RE Richard Bishop (15), Julius Adams (1); LOLB Steve Zabel (11), Steve King (5); LILB Steve Nelson (15), Ray Costict (1); RILB Sam Hunt (15), R. Costict (1); ROLB Rod Shoate (15); R. Costict (1); LCB Ray Clayborn (16); RCB Michael Haynes (16); SS Doug Beaudoin (13), Tim Fox (2), Prentice McCray (1); FS T. Fox (14), P. McCray (2).

1978 Coaching Staff: Raymond Berry, Receivers, Hank Bullough, Defensive Line, Ron Erhardt, Offensive Backfield, John Polonchek, QBs/Special Asst. to Head Coach, Jim Ringo, Offensive Line, Fritz Shurmur, Defensive Line, Charlie Sumner, Linebackers/Secondary, Tom Yewcic, Offensive Backfield/Special Teams.

Pro Bowl (4): FB Sam Cunningham (1), TE Russ Francis (3), T Leon Gray (2), G John Hannah (2), CB Mike Haynes (3).

PASSING	ATT	CMP	YARDS	CMP%	YDS/ATT	TD	TD%	INT	INT%	LG	SK/YDS	RATING
Grogan	362	181	2824	50.0	7.80	15	4.1	23	6.4	75t	21/184	63.6
Owen	26	15	182	57.7	7.00	0	0.0	2	7.7	23	3/22	47.3
Johnson	2	0	0	0.0	0.00	0	0.0	0	0.0	0	0/0	39.6
Patriots	**390**	**196**	**3006**	**50.3**	**7.71**	**15**	**3.8**	**25**	**6.4**	**75t**	**24/206**	**62.2**
Opponents	**425**	**235**	**3059**	**55.3**	**7.19**	**21**	**4.9**	**22**	**5.1**	**67t**	**35/296**	**73.1**

1979 FINAL STATISTICS (9-7)

HEAD COACH: RON ERHARDT • SECOND IN AFC EAST • HOME STADIUM: SCHAEFER STADIUM

Date	W/L	Score		Opp.	Att.
9/03	L	13-16		Pittsburgh OT	60,798
9/09	W	56-3		N.Y. Jets	53,113
9/16	W	20-14	at	Cincinnati	41,805
9/23	W	27-21		San Diego	60,916
10/01	L	14-27	at	Green Bay	52,842
10/07	W	24-17		Detroit	60,629
10/14	W	27-7	at	Chicago	54,128
10/21	W	28-13		Miami	61,096
10/28	L	26-31	at	Baltimore	41,029
11/04	W	26-6	at	Buffalo	67,935
11/11	L	10-45	at	Denver	74,379
11/18	W	50-21		Baltimore	60,879
11/25	L	13-16		Buffalo OT	60.991
11/29	L	24-39	at	Miami	69,174
12/09	L	26-27	at	N.Y. Jets	60,372
12/16	W	27-23		Minnesota	54,719

TEAM STATISTICS	PATS	OPP
TOTAL FIRST DOWNS	**318**	**283**
By Rushing	132	118
By Passing	159	139
By Penalty	27	26
Third Down: Md/Att.	113/254	85/225
Third Down: Eff.	44.4	37.7
TOTAL NET YARDS	**5470**	**4323**
Avg. per Game	341.9	270.2
Total Offensive Plays	1127	1019
Avg. per Play	4.8	4.3
NET YARDS RUSHING	**2252**	**1770**
Total Rushing Plays	603	495
Avg. per Rush	3.7	3.6
Avg. per Game	140.8	110.6
NET YARDS PASSING	**3218**	**2553**
Avg. per Game	201.1	159.6
Sacked/Yards Lost	49/382	57/512
Gross Yards Passing	3600	3065
Att./Completions	475/237	467/246
Completion Pct.	49.9	52.7
Had Intercepted	23	20
PUNTS/AVERAGE	**84/36.2**	**94/38.7**
PENALTIES/YARDS	**99/864**	**103/917**
FUMBLES/BALLS LOST	**28/15**	**35/22**
TOUCHDOWNS	**49**	**39**
Rushing	16	22
Passing	30	13
Returns	3	4

SCORE BY PERIODS	1	2	3	4	OT	TOTAL
Patriots	**85**	**137**	**60**	**129**	**0**	**411**
Opponents	**87**	**93**	**71**	**69**	**6**	**326**

SCORING	TD	Ru	Pa	Rt	PAT	FG	S	TP
Smith	0	0	0	0	46/49	23/33	0	115
Morgan	13	0	12	1			0	78
Jackson	7	0	7	0			0	42
Calhoun	6	5	1	0			0	36
Francis	5	0	5	0			0	30
Cunningham	5	5	0	0			0	30
Ivory	3	1	2	0			0	18
Clark	2	2	0	0			0	12
Grogan	2	2	0	0			0	12
Hawkins	1	0	0	1			0	6
Sanford	1	0	0	1			0	6
Westbrook	1	0	1	0			0	6
Penneywell	1	0	1	0			0	6
Johnson	1	1	0	0			0	6
Jarvis	1	0	1	0			0	6
Patriots	**49**	**16**	**30**	**3**	**46/49**	**23/33**	**1**	**411**
Opponents	**39**	**22**	**13**	**4**	**36/39**	**18/26**	**1**	**326**

RUSHING	NO	YDS	AVG	LG	TD
Cunningham	159	563	3.5	27	5
Ivory	143	522	3.7	52	1
Calhoun	137	456	3.3	29	5
Grogan	64	368	5.8	26	2
Johnson	43	132	3.1	15	1
Clark	19	84	4.4	19	2
Tatupu	23	71	3.1	12	0
Morgan	7	39	5.6	17	0
Jackson	3	12	4.0	12	0
Westbrook	2	8	4.0	4	0
Owen	2	-1	-0.5	0	0
Cavanaugh	1	-2	-2.0	-2	0
Patriots	**603**	**2252**	**3.7**	**52**	**16**
Opponents	**495**	**1770**	**3.6**	**39**	**22**

RECEIVING	NO	YDS	AVG	LG	TD
Jackson	45	1013	22.5	59	7
Morgan	44	1002	22.8	63t	12
Francis	39	557	14.3	44	5
Cunningham	29	236	8.1	20	0
Ivory	23	216	9.4	24	2
Calhoun	15	66	4.4	14	1
Hasselbeck	13	158	12.2	41	0
Westbrook	9	173	19.2	38	1
Johnson	9	68	7.6	11	0
Pennywell	4	35	8.8	13t	1
Clark	2	35	17.5	20	0
Jarvis	2	30	15.0	15t	1
Tatupu	2	9	4.5	5	0
Chandler	1	2	2.0	2	0
Patriots	**237**	**3600**	**15.2**	**63t**	**30**
Opponents	**246**	**3065**	**12.5**	**82**	**13**

INTERCEPTIONS	NO	YDS	AVG	LG	TD
Clayborn	5	56	11.2	27	0
Haynes	3	66	22.0	33	0
McCray	3	48	16.0	26	0
Fox	2	38	19.0	25	0
Hawkins	2	35	17.5	35t	1
Sanford	1	39	39.0	12	0
Beaudoin	1	30	30.0	30	0
Costict	1	22	22.0	22	0
Nelson	1	18	18.0	18	0
Shoate	1	0	0.0	0	0
Patriots	**20**	**352**	**17.6**	**35t**	**1**
Opponents	**23**	**417**	**18.1**	**56**	**0**

PUNTING	NO	YDS	AVG	LG	TB	IN20	BLK
Hare	83	3038	36.6	58	11	20	1
Patriots	**84**	**3038**	**36.2**	**58**	**11**	**20**	**1**
Opponents	**94**	**3641**	**38.7**	**63**	**9**	**11**	**1**

PUNT RETURNS	NO	FC	YDS	AVG	LG	TD
Morgan	29	21	289	10.0	80t	1
Haynes	5	1	16	3.2	5	0
Westbrook	2	0	5	2.5	5	0
Sanford	1	0	1	1.0	1	0
Patriots	**37**	**22**	**311**	**8.4**	**80t**	**1**
Opponents	**28**	**17**	**317**	**11.3**	**75t**	**1**

KICK RETURNS	NO	YDS	AVG	LG	TD
Clark	37	816	22.1	38	0
Sanford	10	179	17.9	23	0
Westbrook	11	151	13.7	30	0
Clayborn	2	33	16.5	20	0
Tatupu	3	15	5.0	12	0
Washington	1	18	18.0	18	0
Ivory	1	15	15.0	15	0
Morgan	**1**	**12**	**12.0**	**12**	**0**
Patriots	**66**	**1239**	**18.8**	**38**	**0**
Opponents	**80**	**1621**	**20.3**	**45**	**0**

SACKS: McGee 10.5, Bishop 8.5, Lunsford 8.0, Hamilton 7.0, Hawkins 7.0, Adams 6.0, Shoate 4.0, Costict 2.0, Nelson 2.0, Clayborn 1.0, Fox 1.0. Patriots 57.0, Opponents 49.0.

FIELD GOALS	1-19	20-29	30-39	40-49	50+
Smith	0/0	6/6	11/13	6/14	0/0
Patriots	**0/0**	**6/6**	**11/13**	**6/14**	**0/0**
Opponents	**0/0**	**7/7**	**5/7**	**5/11**	**1/1**

Smith: (31G,32G) () (37N,47B,39G,39G) (31G,31G) (42N) (44N,48N,29G) (21G,29G) (48N) (42G,39G) (48N,49B,33G, 37G) (42G) (24G,29G,42G) (47G,40N,32G) (28G) (47G,34N) (42G,30G).

OPPONENTS: (43N,41G) (30G) (37N) (48N) () (26G) () (53G,40G) (37G,44N) (39G,40G,37N,49N,40N) (49G) () (29G, 26G,29G) (31G,33G,27G) (39G,25G) (24G,43S).

STARTERS:

OFFENSE: WR Stanley Morgan (16); LT Dwight Wheeler (10), Pete Brock (6); LG John Hannah (16); C Bill Lenkaitis (16); RG Sam Adams (13), Bob Cryder (2), P. Brock (1); RT Shelby Jordan (12), Garry Puetz (4); TE Russ Francis (13), Don Hasselbeck (3); WR Harold Jackson (16); QB Steve Grogan (16); RB Horace Ivory (9), Sam Cunningham (3), Andy Johnson (3), Don Calhoun (1); FB S. Cunningham (9), D. Calhoun (5), A. Johnson (2).

DEFENSE: LE Mel Lunsford (15), Richard Bishop (1); NT Ray Hamilton (16); RE R. Bishop (13), Julius Adams (2), M. Lunsford (1); LOLB Mike Hawkins (14); LILB Steve Nelson (15), Bill Matthews (1); RILB Sam Hunt (15), John Zamberlin (1); ROLB Rod Shoate (14), Ray Costict, Steve King (1); LCB Raymond Clayborn (16); RCB Mike Haynes (15), Rick Sanford (1); SS Doug Beaudoin (8), Prentice McCray (5), R. Sanford (3); FS Tim Fox (16), 4th DL Tony McGee (2).

1979 Coaching Staff: Raymond Berry, Receivers, Hank Bullough, Defensive Line, Gino Cappelletti, Special Teams, Billy Kinard, Defensive Backfield, John Polonchek, QBs/Special Asst. to Head Coach, Jim Ringo, Offensive Line, Fritz Shurmur, Defensive Line, Tom Yewcic, Offensive Backfield.

Pro Bowl (3): G John Hannah (3), CB Mike Haynes (4), WR Stanley Morgan (1).

PASSING	ATT	CMP	YARDS	CMP%	YDS/ATT	TD	TD%	INT	INT%	LG	SK/YDS	RATING
Grogan	423	206	3286	48.7	7.77	28	6.6	20	4.7	63t	45/341	77.4
Owen	47	27	248	57.4	5.28	2	4.3	3	6.4	32	4/41	59.5
Westbrook	2	2	52	100.0	26.0	0	0.0	0	0.0	28	0/0	118.8
Cavanaugh	1	1	10	100.0	10.0	0	0.0	0	0.0	10	0/0	108.3
Hare	1	1	4	100.0	4.0	0	0.0	0	0.0	4	0/0	83.3
Jackson	1	0	0	0.0	0.0	0	0.0	0	0.0	0/0	0/0	39.6
Patriots	**475**	**237**	**3600**	**49.9**	**7.58**	**30**	**6.3**	**23**	**4.8**	**63t**	**49/382**	**76.1**
Opponents	**467**	**246**	**3065**	**52.7**	**6.56**	**13**	**2.8**	**20**	**4.3**	**82**	**57/512**	**64.8**

1980 FINAL STATISTICS (10-6)

HEAD COACH: RON ERHARDT • SECOND IN AFC EAST • HOME STADIUM: SCHAEFER STADIUM

Date	W/L	Score		Opp.	Att.
9/07	W	34-17		Cleveland	49,222
9/14	L	21-37		Atlanta	48,321
9/21	W	37-31	at	Seattle	61,035
9/29	W	23-14		Denver	59,602
10/05	W	21-11	at	N.Y. Jets	53,603
10/12	W	34-0		Miami	60,377
10/19	W	37-21	at	Baltimore	53,924
10/26	L	13-31	at	Buffalo	75,092
11/02	W	34-21		N.Y. Jets	60,834
11/10	L	34-38	at	Houston	51,524
11/16	L	14-17		L.A. Rams	60,609
11/23	W	47-21		Baltimore	60,994
11/30	L	17-21	at	San Francisco	45,254
12/08	L	13-16	at	Miami OT	63,292
12/14	W	24-2		Buffalo	58,324
12/21	W	38-27	at	New Orleans	38,277

TEAM STATISTICS	PATS	OPP
TOTAL FIRST DOWNS	**319**	**270**
By Rushing	139	118
By Passing	154	141
By Penalty	26	11
Third Down: Md/Att.	98/210	79/214
Third Down: Eff.	46.7	36.9
TOTAL NET YARDS	**5435**	**4762**
Avg. per Game	339.7	297.6
Total Offensive Plays	1026	983
Avg. per Play	5.3	4.8
NET YARDS RUSHING	**2240**	**1876**
Total Rushing Plays	588	481
Avg. per Rush	3.8	3.9
Avg. per Game	140.0	117.3
NET YARDS PASSING	**3195**	**2886**
Avg. per Game	199.7	180.4
Sacked/Yards Lost	25/200	44/346
Gross Yards Passing	3395	3232
Att./Completions	413/240	458/266
Completion Pct.	58.1	58.1
Had Intercepted	27	24
PUNTS/AVERAGE	**63/38.0**	**92/41.0**
PUNT RETURNS/AVG	**28/8.5**	**60/8.6**
NET PUNTING AVG.	**33.6**	**33.3**
PENALTIES/YARDS	**79/696**	**92/833**
FUMBLES/BALLS LOST	**19/9**	**31/10**
TOUCHDOWNS	**52**	**40**
Rushing	19	12
Passing	27	28
Returns	6	0

SCORE BY PERIODS	1	2	3	4	OT	TOTAL
Patriots	**77**	**132**	**110**	**122**	**0**	**441**
Opponents	**64**	**97**	**56**	**105**	**3**	**325**

SCORING	TD	Ru	Pa	Rt	PAT	FG	S	TP
Smith	0	0	0	0	51/51	26/34	0	129
Calhoun	9	9	0	0			0	54
Francis	8	0	8	0			0	48
Morgan	6	0	6	0			0	36
Jackson	5	0	5	0			0	30
Hasselbeck	4	0	4	0			0	24
Ivory	3	2	0	1			0	18
Johnson	3	0	3	0			0	18
Tatupu	3	3	0	0			0	18
Clark	2	1	0	1			0	12
Ferguson	2	2	0	0			0	12
Foreman	1	1	0	0			0	6
Grogan	1	1	0	0			0	6
Pennywell	1	0	1	0			0	6
Haynes	1	0	0	1			0	6
James	1	0	0	1			0	6
Shoate	1	0	0	1			0	6
Sanford	1	0	0	1			0	6
Team	**0**	**0**	**0**	**0**	**0/1**	**0/0**	**0**	**0**
Patriots	**52**	**19**	**27**	**6**	**51/52**	**26/34**	**0**	**441**
Opponents	**40**	**12**	**28**	**0**	**39/40**	**14/20**	**2**	**325**

RUSHING	NO	YDS	AVG	LG	TD
Ferguson	211	818	3.9	44	2
Calhoun	200	787	3.9	22t	9
Grogan	30	112	3.7	19	1
Ivory	42	111	2.6	20t	2
Tatupu	33	97	2.9	11	3
Cavanaugh	19	97	5.1	22	0
Foreman	23	63	2.7	7	1
Clark	9	56	6.2	15	1
Jackson	5	37	7.4	16	0
Morgan	4	36	9.0	16	0
Johnson	11	26	2.4	11	0
Hubach	1	0	0.0	0	0
Patriots	**588**	**2240**	**3.8**	**44**	**19**
Opponents	**481**	**1876**	**3.9**	**33**	**12**

RECEIVING	NO	YDS	AVG	LG	TD
Morgan	45	991	22.0	71	6
Francis	41	664	16.2	39	8
Jackson	35	737	21.1	40	5
Calhoun	27	129	4.8	12	0
Johnson	24	259	10.8	22	3
Ferguson	22	173	7.9	18	0
Foreman	14	99	7.1	18	0
Ivory	12	95	7.9	19	0
Hasselbeck	8	130	16.3	35t	4
Westbrook	4	60	15.0	21	0
Pennywell	4	31	7.8	16	1
Tatupu	4	27	6.8	11	0
Patriots	**240**	**3395**	**14.1**	**71**	**27**
Opponents	**266**	**3232**	**12.2**	**79t**	**28**

INTERCEPTIONS	NO	YDS	AVG	LG	TD
Clayborn	5	87	17.4	29	0
Fox	4	41	10.2	23	0
James	4	32	8.0	19	0
Shoate	3	50	16.7	42t	1
Nelson	3	37	12.3	33	0
Hawkins	2	5	2.5	5	0
Haynes	1	31	31.0	31	0
Mathews	1	5	5.0	5	0
Sanford	1	0	0.0	0	0
Patriots	**24**	**288**	**12.0**	**42t**	**1**
Opponents	**27**	**369**	**13.7**	**80**	**0**

PUNTING	NO	YDS	AVG	LG	BLK
Barnes	45	1604	35.6	50	0
Chapple	26	967	37.2	57	0
Patriots	**71**	**2571**	**36.2**	**57**	**0**
Opponents	**75**	**2882**	**38.4**	**59**	**0**

PUNT RETURNS	NO	FC	YDS	AVG	LG	TD
James	33	3	331	10.0	75t	1
Haynes	17	2	140	8.2	35	0
Brown	10	1	42	4.2	14	0
Patriots	**60**	**6**	**513**	**8.6**	**75t**	**1**
Opponents	**28**	**13**	**237**	**8.5**	**25**	**0**

KICK RETURNS	NO	YDS	AVG	LG	TD
Ivory	36	992	27.6	98t	1
Brown	9	156	17.3	26	0
Currier	6	98	16.3	26	0
Westbrook	1	14	14.0	14	0
Clark	3	21	7.0	13	0
Pennywell	1	0	0.0	0	0
Patriots	**56**	**1281**	**22.9**	**89t**	**1**
Opponents	**90**	**1649**	**18.3**	**35**	**0**

SACKS: Adams 9.0, Hamilton 8.0, McGee 7.5, Shoate 6.0, Bishop 5.5, Zamberlin 2.5, Hawkins 2.0, Haynes 1.0, McGrew 1.0, Sanford 1.0, McDougald 0.5. Patriots 44.0, Opponents 25.0.

FIELD GOALS	1-19	20-29	30-39	40-49	50+
Smith	2-2	11-11	10-14	3-7	0-0
Patriots	**2-2**	**11-11**	**10-14**	**3-7**	**0-0**
Opponents	**0-0**	**8-8**	**4-8**	**2-3**	**0-1**

Smith: (37G,35G) () 19G,30G,44W,29G) (26G,19G,36G) () 30G,34W,36G) (27G,29G,37G) (41G,32G) (21G, 27G,44W) (26G,44G,32B) (47S) (22G,35G) (37W, 42G) (23G,33G,35B) (40W,27G) (22G).

OPPONENTS: (25G) (26G,27G,39G) (33G) (73S) (49B,39W,40G) () (35W) (23G,39W) () (45G) (29G) (39W) () (27G,24G,23G) () (30G,38G).

STARTERS:

OFFENSE: WR Stanley Morgan (16); LT Dwight Wheeler (15), Garry Puetz (1); LG John Hannah (16); C Bill Lenkaitis (16); RG Sam Adams (15), Bob Cryder (1); RT Shelby Jordon (16); TE Russ Francis (15), Don Hasselbeck (1); WR Harold Jackson (16); QB Steve Grogan (12), Matt Cavanaugh (4); RB Vagas Ferguson (16); FB Don Calhoun (16).

DEFENSE: LE Mel Lunsford (12), Richard Bishop (4); NT Ray Hamilton (15), R. Bishop (1); RE Julius Adams (16); LOLB Mike Hawkins (16), LILB Steve Nelson (16); RILB John Zamberlin (13), Bob Golic (3); ROLB Rod Shoate (16); LCB Raymond Clayborn (15), Mike Haynes (1); RCB M. Haynes (11), Rick Sanford (4), R. Clayborn (1); SS Roland James (10), R. Sanford (6); FS Tim Fox (16).

1980 Coaching Staff: Raymond Berry, Receivers, Gino Cappelletti, Special Teams, Billy Kinard, Defensive Backfield, Bill Parcells, Linebackers, John Polonchek, QBs/ Special Asst. to Head Coach, Jim Ringo, Offensive Line, Fritz Shurmur, Defensive Coordinator/Line, Tom Yewcic, Offensive Backfield.

Pro Bowl (7): DE Julius Adams (1), FS Tim Fox (1), G John Hannah (5), CB Mike Haynes (5), WR Stanley Morgan (2), LB Steve Nelson (1), K John Smith (1).

PASSING	ATT	CMP	YARDS	CMP%	YDS/ATT	TD	TD%	INT	INT%	LG	SK/YDS	RATING
Grogan	306	175	2475	57.2	8.09	18	5.9	22	7.2	71	17/138	73.1
Cavanaugh	105	63	885	60.0	8.43	9	8.6	5	4.8	40	8/62	95.9
Jackson	2	2	35	100.0	17.5	0	0.0	0	0.0	23	0/0	118.8
Patriots	**413**	**240**	**3395**	**58.1**	**8.22**	**27**	**6.5**	**27**	**6.5**	**71**	**25/200**	**79.3**
Opponents	**458**	**266**	**3232**	**58.1**	**7.06**	**28**	**6.1**	**24**	**5.2**	**79t**	**44/346**	**78.4**

1981 FINAL STATISTICS (2-14)

HEAD COACH: RON ERHARDT • FIFTH IN AFC EAST • HOME STADIUM: SCHAEFER STADIUM

Date	W/L	Score		Opp.	Att.
9/06	L	28-29		Baltimore	49,572
9/13	L	3-13	at	Philadelphia	71,089
9/21	L	21-35		Dallas	60,311
9/27	L	21-27	at	Pittsburgh OT	53,344
10/04	W	33-17		Kansas City	55,931
10/11	L	24-28	at	N.Y. Jets	55,093
10/18	W	38-10		Houston	60,474
10/25	L	22-24	at	Washington	50,394
11/01	L	17-27	at	Oakland	44,246
11/08	L	27-30		Miami OT	60,436
11/15	L	6-17		N.Y. Jets	45,342
11/22	L	17-20	at	Buffalo	71,593
11/29	L	20-27		St. Louis	39,946
12/06	L	14-24	at	Miami	50,421
12/13	L	10-19		Buffalo	42,549
12/20	L	21-23	at	Baltimore	17,073

TEAM STATISTICS	PATS	OPP
TOTAL FIRST DOWNS	**306**	**328**
By Rushing	124	160
By Passing	166	148
By Penalty	16	20
Third Down: Md/Att.	77/208	100/230
Third Down: Eff.	37.0	43.5
TOTAL NET YARDS	**5623**	**5827**
Avg. per Game	351.4	364.2
Total Offensive Plays	1026	1103
Avg. per Play	5.5	5.3
NET YARDS RUSHING	**2040**	**2950**
Total Rushing Plays	499	644
Avg. per Rush	4.1	4.5
Avg. per Game	127.5	184.4
NET YARDS PASSING	**3583**	**2877**
Avg. per Game	223.9	179.8
Sacked/Yards Lost	45/321	20/175
Gross Yards Passing	3904	3052
Att./Completions	482/254	439/243
Completion Pct.	52.7	55.3
Had Intercepted	34	16
PUNTS/AVERAGE	**75/39.3**	**74/38.8**
NET PUNTING AVG.	**31.8**	**34.5**
PENALTIES/YARDS	**88/725**	**86/763**
FUMBLES/BALLS LOST	**32/16**	**34/17**
TOUCHDOWNS	**40**	**42**
Rushing	23	20
Passing	17	18
Returns	0	4

SCORE BY PERIODS	1	2	3	4	OT	TOTAL
Patriots	**68**	**92**	**67**	**95**	**0**	**322**
Opponents	**78**	**117**	**90**	**76**	**9**	**370**

SCORING	TD	Ru	Pa	Rt	PAT	FG	S	TP
Smith	0	0	0	0	37/39	15/24	0	82
Collins	7	7	0	0			0	42
Morgan	6	0	6	0			0	36
Hasselbeck	6	0	6	0			0	36
Cunningham	4	4	0	0			0	24
Cavanaugh	3	3	0	0			0	18
Ferguson	3	3	0	0			0	18
Tatupu	3	2	1	0			0	18
Calhoun	2	2	0	0			0	12
Grogan	2	2	0	0			0	12
Westbrook	2	0	2	0			0	12
Pennywell	1	0	1	0			0	6
Johnson	1	0	1	0			0	6
Team	0	0	0	0	0/1	0/0	0	0
Patriots	**40**	**23**	**17**	**0**	**37/40**	**15/24**	**0**	**322**
Opponents	**42**	**20**	**18**	**4**	**39/41**	**25/39**	**2**	**370**

RUSHING	NO	YDS	AVG	LG	TD
Collins	204	873	4.3	29	7
Ferguson	78	340	4.4	19t	3
Cunningham	86	269	3.1	12	4
Calhoun	57	205	3.6	33	2
Tatupu	38	201	5.3	43	2
Cavanaugh	17	92	5.4	11	3
Grogan	12	49	4.1	24t	2
Morgan	2	21	10.5	11	0
Pennywell	1	3	3.0	3	0
Johnson	2	1	0.5	5	0
Jackson	2	-14	-7.0	-5	0
Patriots	**499**	**2040**	**4.1**	**43**	**23**
Opponents	**644**	**2950**	**4.6**	**75t**	**20**

RECEIVING	NO	YDS	AVG	LG	TD
Hasselbeck	46	808	17.6	51	6
Morgan	44	1029	23.4	76t	6
Jackson	39	669	17.2	45	0
Johnson	39	429	11.0	36	1
Collins	26	232	9.0	22	0
Tatupu	12	132	11.0	41	1
Cunningham	12	92	7.7	12	0
Dawson	7	126	18.0	42	0
Westbrook	7	122	17.4	32	2
Calhoun	7	71	10.1	20	0
Toler	5	70	14.0	23	0
Ferguson	4	39	9.8	20	0
Pennywell	3	49	16.3	22t	1
Grogan	2	27	13.5	16	0
Cavanaugh	1	9	9.0	9	0
Patriots	**254**	**3904**	**15.4**	**76t**	**17**
Opponents	**243**	**3052**	**12.6**	**55**	**18**

INTERCEPTIONS	NO	YDS	AVG	LG	TD
Sanford	3	28	9.3	21	0
Fox	3	20	6.7	20	0
Clayborn	2	39	19.5	39	0
James	2	29	14.5	21	0
Buben	1	49	49.0	49	0
Hawkins	1	16	16.0	16	0
Zamberlin	1	11	11.0	11	0
Haynes	1	3	3.0	3	0
Shoate	1	0	0.0	0	0
K. Lee	1	0	0.0	0	0
Patriots	**16**	**195**	**12.2**	**49**	**0**
Opponents	**34**	**570**	**16.8**	**67**	**1**

PUNTING	NO	YDS	AVG	LG	TB	IN20	BLK
Camarillo	47	1959	41.7	9	12	75	0
Hubach	19	726	38.2	2	2	56	0
Hartley	9	266	30.0	2	0	41	0
Patriots	**75**	**2951**	**39.3**	**13**	**14**	**75**	**0**
Opponents	**74**	**2872**	**38.8**	**6**	**22**	**65**	**0**

PUNT RETURNS	NO	FC	YDS	AVG	LG	TD
Morgan	15	4	116	7.7	26	0
James	7	2	56	8.0	18	0
Haynes	6	1	12	2.0	6	0
Collins	3	0	15	5.0	15	0
Patriots	**31**	**7**	**199**	**6.4**	**26**	**0**
Opponents	**35**	**8**	**305**	**8.7**	**75t**	**1**

KICK RETURNS	NO	YDS	AVG	LG	TD
Collins	39	773	19.8	30	0
Toler	9	148	16.4	32	0
Sanford	4	82	20.5	27	0
Johnson	3	53	17.7	19	0
Dombroski	2	45	22.5	24	0
Calhoun	2	38	19.0	22	0
K. Lee	2	20	10.0	16	0
Ivory	1	19	19.0	19	0
Hasselbeck	1	7	7.0	7	0
Matthews	1	5	5.0	5	0
Hamilton	1	0	0.0	0	0
Patriots	**65**	**1190**	**18.3**	**32**	**0**
Opponents	**68**	**1326**	**19.5**	**53**	**0**

SACKS: McGee 5.5, Bishop 4.5, Lee 3.0, Adams 3.0, Shoate 2.0, Hawkins 1.0, Hamilton 1.0. Patriots 20.0, Opponents 45.0.

FIELD GOALS	1-19	20-29	30-39	40-49	50+
Smith	0-0	7-7	2-6	5-7	1-4
Patriots	**0-0**	**7-7**	**2-6**	**5-7**	**1-4**
Opponents	**1-1**	**11-12**	**6-10**	**6-14**	**1-2**

Smith: (50W,39W) (22G) (43S) () (50G,43G) (22G) (32W,21G) (25G,22G,46G,53S) (38G) (27G,34G) (42G,29G) (43G, 35B) (39W) (49N, 50N) (42G) ().

OPPONENTS: (48G,19G,35G) (46G,22G,44W) (26G,40W,26G,27G,25G) (39W,48W) (40W,35G) (50W,43W) (42G) (40B,34G) (51G,27W,26G) (24G,26G,30G) (47G,39W) (28G,42W,23G,38W) (44G,45G) (32G,37N) (29G) (30G,46S).

STARTERS:

OFFENSE: WR Stanley Morgan (13), Carlos Pennywell (2), Don Westbrook (1); LT Dwight Wheeler (11), Brian Holloway (5); LG John Hannah (16); C Pete Brock (16); RG Bob Cryder (15), Gary Puetz (1); RT Shelby Jordan (16); TE Don Hasselbeck (14), Lin Dawson (2); WR Harold Jackson (15); QB Matt Cavanaugh (8), Steve Grogan (7), Tom Owen (1); RB Tony Collins (11), Vagas Ferguson (5); FB Sam Cunningham (8), Don Calhoun (7), Mosi Tatupu (1); 3rd TE L. Dawson (1).

DEFENSE: LE Tony McGee (9), Mark Buben (4), John Lee (3); NT Richard Bishop (16); RE Julius Adams (16); LOLB Mike Hawkins (15), Steve King (1); LILB Steve Nelson (12), Bob Golic (4); RILB Bill Mathews (9), B. Golic (5), J. Lee (1), John Zamberlin (1); ROLB Rod Shoate (16); LCB Raymond Clayborn (16); RCB Mike Haynes (6), Keith Lee (6), Roland James (3), Rick Sanford (1); SS R. Sanford (13), R. James (3); FS Tim Fox (16).

1981 Coaching Staff: Raymond Berry, Receivers, Gino Cappelletti, Special Teams, Bobby Grier, Offensive Backfield, Rick Lantz, Linebackers, Babe Parilli, Quarterbacks, Jim Ringo, Offensive Line, Dick Roach, Defensive Backs, Fritz Shurmur, Defensive Coordinator/Line.

Pro Bowl (1): G John Hannah (5).

PASSING	ATT	CMP	YARDS	CMP%	YDS/ATT	TD	TD%	INT	INT%	LG	SK/YDS	RATING
Cavanaugh	219	115	1633	52.5	7.46	5	2.3	13	5.9	65	24/165	59.8
Grogan	216	117	1859	54.2	8.61	7	3.2	16	7.4	76t	19/137	63.0
Owen	36	15	218	41.7	6.05	1	2.8	4	11.1	28	2/19	31.7
Johnson	9	7	194	77.7	21.5	4	44.0	1	11.1	66t	0/0	118.8
Jackson	1	0	0	0.0	0.00	0	0.0	0	0.0	0	0/0	39.6
Collins	1	0	0	0.0	0.00	0	0.0	0	0.0	0	0/0	39.6
Patriots	**482**	**254**	**3904**	**52.7**	**8.10**	**17**	**3.5**	**34**	**7.0**	**76t**	**45/321**	**62.1**
Opponents	**439**	**243**	**3052**	**55.3**	**6.95**	**18**	**4.1**	**16**	**3.6**	**55**	**20/175**	**75.7**

1982 FINAL STATISTICS (5-4)

HEAD COACH: RON MEYER • THIRD IN AFC EAST • HOME STADIUM: SCHAEFER STADIUM

Date	W/L	Score		Opp.	Att.
9/12	W	24-13	at	Baltimore	39,055
9/19	L	7-31		N.Y. Jets	53,515
11/21	L	7-10	at	Cleveland	47,281
11/28	W	29-21		Houston	33,602
12/05	L	13-26	at	Chicago	36,973
12/12	W	3-0		Miami	25,716
12/19	W	16-0	at	Seattle	53,457
12/26	L	14-37	at	Pittsburgh	50,515
1/02	W	30-19		Buffalo	36,218
AFC PLAYOFFS					
1/08	L	13-28	at	Miami	68,842

TEAM STATISTICS	*PATS*	*OPP*
TOTAL FIRST DOWNS	**146**	**185**
By Rushing	74	87
By Passing	63	88
By Penalty	9	10
Third Down: Md/Att.	37/109	47/122
Third Down: Eff.	33.9	38.5
Fourth Down: Md/Att.	4/7	5/8
Fourth Down: Eff.	57.1	62.5
TOTAL NET YARDS	**2633**	**2808**
Avg. per Game	292.6	312.0
Total Offensive Plays	526	602
Avg. per Play	5.0	4.6
NET YARDS RUSHING	**1347**	**1289**
Total Rushing Plays	324	315
Avg. per Rush	4.2	4.1
Avg. per Game	149.7	143.2
NET YARDS PASSING	**1286**	**1519**
Avg. per Game	142.9	168.8
Sacked/Yards Lost	15/134	20/172
Gross Yards Passing	1420	1691
Att./Completions	187/93	267/142
Completion Pct.	49.7	53.2
Had Intercepted	9	12
PUNTS/AVERAGE	**49/43.7**	**43/39.7**
NET PUNTING AVG.	**37.7**	**33.7**
PENALTIES/YARDS	**53/412**	**39/290**
FUMBLES/BALLS LOST	**16/8**	**19/11**
TOUCHDOWNS	**17**	**18**
Rushing	3	9
Passing	12	9
Returns	2	0

SCORE BY PERIODS	*1*	*2*	*3*	*4*	*OT*	*TOTAL*
Patriots	**23**	**33**	**37**	**50**	**0**	**143**
Opponents	**34**	**49**	**13**	**61**	**0**	**157**

SCORING	*TD*	*Ru*	*Pa*	*Rt*	*PAT*	*FG*	*S*	*TP*
Smith	0	0	0	0	6/7	5/8	0	21
Collins	3	1	2	0			0	18
Morgan	3	0	3	0			0	18
Toler	2	0	2	0			0	12
Miller	0	0	0	0	4/4	2/3	0	10
Robinson	0	0	0	0	5/5	1/2	0	8
Bradshaw	1	0	1	0			0	6
Brown	1	0	1	0			0	6
Dawson	1	0	1	0			0	6
Grogan	1	1	0	0			0	6
Hasselbeck	1	0	1	0			0	6
Sanford	1	0	0	1			0	6
R. Smith	1	0	0	1			0	6
van Eeghen	1	0	1	0			0	6
Weathers	1	1	0	0			0	6
Crump	0	0	0	0			1	2
Team	0	0	0	0	0/1	0/0	0	0
Patriots	**17**	**3**	**12**	**2**	**15/17**	**8/13**	**1**	**143**
Opponents	**18**	**9**	**9**	**0**	**17/18**	**10/15**	**1**	**157**

RUSHING	*NO*	*YDS*	*AVG*	*LG*	*TD*
Collins	164	632	3.9	54	1
van Eeghen	82	386	4.7	17	0
Tatupu	30	168	5.6	26	0
Weathers	24	83	3.5	18	1
Grogan	9	42	4.7	19	1
Cunningham	9	21	2.3	4	0
Ferguson	1	5	5.0	5	0
Toler	1	4	4.0	4	0
Cavanaugh	2	3	1.5	3	0
Morgan	2	3	1.5	3	0
Patriots	**324**	**1347**	**4.2**	**54**	**3**
Opponents	**315**	**1289**	**4.1**	**48**	**9**

RECEIVING	*NO*	*YDS*	*AVG*	*LG*	*TD*
Morgan	28	584	20.9	75t	3
Collins	19	187	9.8	33	2
Hasselbeck	15	158	10.5	41	1
Dawson	13	160	12.3	26	1
Bradshaw	6	111	18.5	48	1
Brown	4	114	28.5	41	1
Weathers	3	24	8.0	22	0
Toler	2	63	31.5	33t	2
van Eeghen	2	14	7.0	9	1
Jones	1	5	5.0	5	0
Patriots	**93**	**1420**	**15.3**	**75t**	**12**
Opponents	**142**	**1691**	**11.9**	**46t**	**9**

INTERCEPTIONS	*NO*	*YDS*	*AVG*	*LG*	*TD*
Haynes	4	26	6.5	26	0
James	3	12	4.0	12	0
Sanford	2	105	52.5	99t	1
Blackmon	2	7	3.5	7	0
Clayborn	1	26	26.0	26	0
Patriots	**12**	**176**	**14.7**	**99t**	**1**
Opponents	**9**	**100**	**11.1**	**44**	**0**

PUNTING	*NO*	*YDS*	*AVG*	*TB*	*IN20*	*LG*	*BLK*
Camarillo	49	2140	43.7	5	10	76	0
Patriots	**49**	**2140**	**43.7**	**5**	**10**	**76**	**0**
Opponents	**43**	**1709**	**39.7**	**6**	**12**	**81**	**0**

PUNT RETURNS	*NO*	*FC*	*YDS*	*AVG*	*LG*	*TD*
Smith, R.	16	8	139	8.7	19	0
Patriots	**16**	**8**	**139**	**8.7**	**19**	**0**
Opponents	**26**	**9**	**191**	**7.3**	**21**	**0**

KICK RETURNS	*NO*	*YDS*	*AVG*	*LG*	*TD*
Smith, R.	24	567	23.6	98t	1
Taylor	2	46	23.0	27	0
Dombroski	1	19	19.0	19	0
Lee	1	14	14.0	14	0
Patriots	**28**	**646**	**23.1**	**98t**	**1**
Opponents	**32**	**614**	**19.2**	**46**	**0**

SACKS: Blackmon 4.5, Sims 3.0, Adams 2.0, James 2.0, Weishuhn 2.0, Williams, L. 2.0, McGrew 1.5, Crump 1.0, Henson 1.0, Zamberlin 1.0. Patriots 20.0, Opponents 15.0.

FIELD GOALS	*1-19*	*20-29*	*30-39*	*40-49*	*50+*
Smith	0-1	2-2	2-2	1-3	0-0
Miller	0-0	2-2	0-1	0-0	0-0
Robinson	1-1	0-1	0-0	0-0	0-0
Patriots	**0-1**	**5-5**	**2-4**	**1-3**	**0-0**
Opponents	**0-0**	**4-4**	**2-3**	**4-5**	**0-3**

Robinson: (24G) () (33N).

Miller: (23G,25G) (36B).

Smith: (18N,33G) (21G,41B,37G,48W,23G) ( ) (42G).

OPPONENTS: (49G,37WR,30G) (30G) (24G) (52S) (53W,43G) (45B) (52B) (21G,25G,44G) (46G,25G).

STARTERS:

OFFENSE: WR Stanley Morgan (9); LT Brian Holloway (9); LG John Hannah (8), Bob Cryder (1); C Pete Brock (9); RG Ron Wooten (7), B. Cryder (2); RT Shelby Jordan (9); TE Don Hasselbeck (5), Lin Dawson (4); WR Morris Bradshaw (5), Preston Brown (4); QB Steve Grogan (6), Matt Cavanaugh (3); RB Tony Collins (9); FB Mark van Eeghen (5), Sam Cunningham (2), Robert Weathers (2).

DEFENSE: LE Kenneth Sims (9); NT Lester Williams (9); Julius Adams (9); LOLB Lawrence McGrew (8), Andre Tippett (1); LILB Steve Nelson (9); RILB Clayton Weishuhn (9); Don Blackmon (9); LCB Mike Haynes (9) RCB Raymond Clayborn (9); SS Roland James (7), Keith Lee (2); FS Rick Sanford (9).

1982 Coaching Staff: Tommy Brasher, Linebackers, Cleve Bryant, Offensive Backfield, LeBaron Caruthers, Strength/ Conditioning, Steve Endicott, Receivers, Lew Erber, QB's/Offensive Coordinator, Jim Mora, Defensive Coordinator, Bill Muir, Offensive Line, Dante Scarnecchia, Special Teams/TE's, Steve Sidwell, Linebackers, Steve Walters, Defensive Backs.

Pro Bowl (2): G John Hannah (6), CB Mike Haynes (6).

PASSING	*ATT*	*CMP*	*YARDS*	*CMP%*	*YDS/ATT*	*TD*	*TD%*	*INT*	*INT%*	*LG*	*SK/YDS*	*RATING*
Grogan	122	66	930	54.1	7.62	7	5.7	4	3.3	62t	8/48	84.4
Cavanaugh	60	27	490	45.0	8.17	5	8.3	5	8.3	75t	7/86	66.7
Flick	5	0	0	0.0	0.00	0	0.0	0	0.0	-	0/0	39.6
Patriots	**187**	**93**	**1420**	**49.7**	**7.59**	**12**	**6.4**	**9**	**4.8**	**75t**	**15/134**	**76.5**
Opponents	**267**	**142**	**1691**	**53.2**	**6.33**	**9**	**3.4**	**12**	**4.5**	**46t**	**20/172**	**65.3**

1983 FINAL STATISTICS (8-8)

HEAD COACH: RON MEYER • TIED SECOND IN AFC EAST • HOME STADIUM: SULLIVAN STADIUM

Date	W/L	Score		Opp.	Att.
9/04	L	23-29		Baltimore OT	45,526
9/11	L	24-34	at	Miami	59,343
9/18	W	23-13		N.Y. Jets	43,182
9/25	W	28-23	at	Pittsburgh	58,282
10/02	L	13-33		San Francisco	54,293
10/09	L	7-12	at	Baltimore	35,618
10/16	W	37-21		San Diego	59,016
10/23	W	31-0	at	Buffalo	60,424
10/30	L	13-24	at	Atlanta	47,546
11/06	W	21-7		Buffalo	42,604
11/13	W	17-6		Miami	60,771
11/20	L	0-30		Cleveland	40,987
11/27	L	3-26	at	N.Y. Jets	48,620
12/04	W	7-0		New Orleans	24,579
12/11	W	21-7	at	L.A. Rams	46,503
12/18	L	6-24	at	Seattle	59,688

TEAM STATISTICS	PATS	OPP
TOTAL FIRST DOWNS	**284**	**326**
By Rushing	130	129
By Passing	138	172
By Penalty	16	25
Third Down: Md/Att.	82/205	101/234
Third Down: Eff.	40.0	43.1
Fourth Down: Md/Att.	4/12	8/19
Fourth Down: Eff.	33.3	42.1
TOTAL NET YARDS	**5311**	**5576**
Avg. per Game	331.9	348.5
Total Offensive Plays	995	1102
Avg. per Play	5.3	5.1
NET YARDS RUSHING	**2605**	**2281**
Total Rushing Plays	538	549
Avg. per Rush	4.8	4.2
Avg. per Game	162.8	142.6
NET YARDS PASSING	**2706**	**3295**
Avg. per Game	169.1	205.9
Sacked/Yards Lost	45/334	39/270
Gross Yards Passing	3040	3565
Att./Completions	412/220	514/277
Completion Pct.	53.4	53.9
Had Intercepted	18	17
PUNTS/AVERAGE	**81/44.6**	**78/42.0**
NET PUNTING AVG.	**37.1**	**34.8**
PENALTIES/YARDS	**90/815**	**84/674**
FUMBLES/BALLS LOST	**47/20**	**30/19**
TOUCHDOWNS	**36**	**31**
Rushing	19	9
Passing	16	19
Returns	1	3

SCORE BY PERIODS	1	2	3	4	OT	TOTAL
Patriots	**53**	**71**	**40**	**110**	**0**	**274**
Opponents	**47**	**110**	**67**	**59**	**6**	**289**

SCORING	TD	Ru	Pa	Rt	PAT	FG	S	TP
Collins	10	10	0	0			0	60
Ramsey	6	0	6	0			0	36
Steinfort	0	0	0	0	16/17	6/15	0	34
Tatupu	5	4	1	0			0	30
Smith	0	0	0	0	12/15	3/6	0	21
C. Weathers	3	0	3	0			0	18
Grogan	2	2	0	0			0	12
Morgan	2	0	2	0			0	12
Starring	2	0	2	0			0	12
van Eeghen	2	2	0	0			0	12
Dawson	1	0	1	0			0	6
Jones	1	0	1	0			0	6
R. Weathers	1	1	0	0			0	6
Weishuhn	1	0	0	1			0	6
Zendejas	0	0	0	0	3/4	0/1	0	3
Patriots	**36**	**19**	**16**	**1**	**31/36**	**9/22**	**0**	**274**
Opponents	**31**	**9**	**19**	**3**	**29/30**	**24/31**	**1**	**289**

RUSHING	NO	YDS	AVG	LG	TD
Collins	219	1049	4.8	50t	10
Tatupu	106	578	5.5	55	4
R. Weathers	73	418	5.7	77	1
van Eeghen	95	358	3.8	11	2
Grogan	23	108	4.7	17	2
Eason	19	39	2.1	12	0
C. Weathers	1	28	28.0	28	0
Kerrigan	1	14	14.0	14	0
Morgan	1	13	13.0	13	0
Patriots	**538**	**2605**	**4.8**	**77**	**19**
Opponents	**549**	**2281**	**4.2**	**29**	**9**

RECEIVING	NO	YDS	AVG	LG	TD
Morgan	58	863	14.9	50t	2
Collins	27	257	9.5	20	0
Ramsey	24	335	14.0	39	6
R. Weathers	23	212	9.2	19	0
Jones	20	323	16.2	30	1
C. Weathers	19	379	19.9	58t	3
Starring	17	389	22.9	76t	2
van Eeghen	10	102	10.2	23	0
Tatupu	10	97	9.7	17	1
Dawson	9	84	9.3	14	1
Hasselbeck	1	7	7.0	7	0
B. Williams	1	0	0.0	0	0
Grogan	1	-8	-8.0	-8	0
Patriots	**220**	**3040**	**13.8**	**76t**	**16**
Opponents	**277**	**3565**	**12.9**	**68t**	**19**

INTERCEPTIONS	NO	YDS	AVG	LG	TD
Sanford	7	24	3.4	16	0
James	5	99	19.8	46	0
Marion	2	4	2.0	4	0
Blackmon	1	39	39.0	39	0
Nelson	1	6	6.0	6	0
McGrew	1	3	3.0	3	0
Weishuhn	0	27	-	27t	1
Patriots	**17**	**202**	**11.9**	**46**	**1**
Opponents	**18**	**361**	**20.1**	**65t**	**1**

PUNTING	NO	YDS	AVG	LG	TB	IN20	BLK
Camarillo	81	3615	44.6	11	25	70	0
Patriots	**81**	**3615**	**44.6**	**11**	**25**	**70**	**0**
Opponents	**78**	**3273**	**42.0**	**8**	**21**	**62**	**0**

PUNT RETURNS	NO	FC	YDS	AVG	LG	TD
R. Smith	38	12	398	10.5	55	0
C. Weathers	4	0	1	0.3	3	0
Sanford	1	2	0	0.0	0	0
Lee	1	0	0	0.0	0	0
Patriots	**44**	**14**	**399**	**9.1**	**55**	**0**
Opponents	**48**	**6**	**392**	**8.2**	**22**	**0**

KICK RETURNS	NO	YDS	AVG	LG	TD
R. Smith	42	916	21.8	53	0
R. Weathers	3	68	22.7	29	0
C. Weathers	3	58	19.3	33	0
Jones	4	63	15.8	23	0
Lee	4	40	10.0	19	0
Golden	1	10	10.0	10	0
Patriots	**57**	**1155**	**20.3**	**53**	**0**
Opponents	**56**	**1082**	**19.3**	**60**	**0**

FIELD GOALS	1-19	20-29	30-39	40-49	50+
Steinfort	0-0	3-4	3-5	0-6	0-0
Smith	0-0	1-1	1-4	1-1	0-0
Zendejas	0-0	0-0	0-0	0-1	0-0
Patriots	0-0	4-5	4-9	1-8	0-0
Opponents	**2-2**	**12-13**	**6-8**	**1-2**	**3-6**

Smith: (36WR,33WL,39G) (22G) (43G) () (37WR).

Steinfort: (41WL) (35G,20G,32G) (47WL,48WR,22G) () (46B) (44WR,20G) ( ) (39WL,33G) (37S,48WL,24WL).

Zendejas: (41WL) ().

OPPONENTS: (25G,52G,33G) (28G,23G) () (20G,34G,28G) (45G,35G,36G,24G) (52G) () (54WL,47WL) (23G) (24WL) (52G,29G,53WL) (22G,20G,20G) (18G,34G,35G,19G) (35WL) (41WL) (29G,34WR).

SACKS: Tippett 8.5, Adams 8.0, Owens 4.0, Blackmon 3.5, Browning 2.0, James 2.0, McGrew 2.0, Rembert 2.0, Weishuhn 2.0, Williams, T. 2.0, Nelson 1.0, Williams, L. 1.0, Harris 0.5, Rogers 0.5. Patriots 39.0, Opponent 45.0.

STARTERS:

OFFENSE: WR Stanley Morgan (16); LT Brian Holloway (16); LG John Hannah (16); C Pete Brock (13), Dwight Wheeler (3); RG Ron Wooten (16); RT Bob Cryder (14), Darryl Haley (2); TE Lin Dawson (10), Derrick Ramsey (6); WR Cedric Jones (12), Stephen Starring (3); QB Steve Grogan (12), Tony Eason (4); RB Tony Collins (16); FB Mark van Eeghen (10), Robert Weathers (5), Mosi Tatupu (1); 2nd TE Derrick Ramsey (1).

DEFENSE: LE Toby Williams (10), Kenneth Sims (2), Marshall Harris (2), Ron Spears (1), Lester Williams (1); NT Dennis Owens (14), Luther Henson (2); RE Julius Adams (16); LOLB Andre Tippett (12), Larry McGrew (4); LILB Johnny Rembert (8), Steve Nelson (7), Tim Golden (1); RILB Clayton Weishuhn (16); ROLB Don Blackmon (14), L. McGrew (1), A. Tippett (1); LCB Ronnie Lippett (16); RCB Raymond Clayborn (16); SS Roland James (16); FS Rick Sanford (16).

1983 Coaching Staff: Tommy Brasher, Linebackers, Cleve Bryant, Offensive Backfield, LeBaron Caruthers, Strength/ Conditioning, Steve Endicott, Receivers, Lew Erber, QB's/Offensive Coordinator, Bill Muir, Offensive Line, Rod Rust, Defensive Coordinator, Dante Scarnecchia, Special Teams/TE's , Steve Sidwell, Linebackers, Steve Walters, Defensive Backs.

Pro Bowl (5): P Rich Camarillo (1), CB Raymond Clayborn (1), RB Tony Collins (1), G John Hannah (7), T Brian Holloway (1).

PASSING	ATT	CMP	YARDS	CMP%	YDS/ATT	TD	TD%	INT	INT%	LG	SK/YDS	RATING
Grogan	303	168	2411	55.4	7.95	15	4.9	12	3.9	76t	29/195	81.4
Eason	95	46	557	48.4	5.86	1	1.0	5	5.2	35	16/139	48.4
Kerrigan	14	6	72	42.9	5.14	0	0.0	1	7.1	19	0/0	29.5
Patriots	**412**	**220**	**3040**	**53.4**	**7.37**	**16**	**4.3**	**18**	**4.3**	**76t**	**45/334**	**72.1**
Opponents	**514**	**277**	**3565**	**53.9**	**6.93**	**19**	**3.6**	**17**	**3.3**	**68t**	**39/270**	**74.4**

1984 FINAL STATISTICS (9-7)

HEAD COACH: RON MEYER (5-3), RAYMOND BERRY (4-4) • SECOND IN AFC EAST • HOME STADIUM: SULLIVAN STADIUM

Date	W/L	Score		Opp.	Att.
9/02	W	21-17	at	Buffalo	48,528
9/09	L	7-28	at	Miami	66,083
9/16	W	38-23		Seattle	43,140
9/23	L	10-26		Washington	60,503
9/30	W	28-21	at	N.Y. Jets	68,978
10/07	W	17-16	at	Cleveland	53,036
10/14	W	20-14		Cincinnati	48,154
10/21	L	24-44		Miami	60,711
10/28	W	30-20		N.Y. Jets	60,513
11/04	L	19-26	at	Denver	74,908
11/11	W	38-10		Buffalo	43,313
11/18	W	50-17	at	Indianapolis	60,009
11/22	L	17-20	at	Dallas	55,341
12/02	L	10-33		St. Louis	53,558
12/09	L	17-27	at	Philadelphia	41,581
12/16	W	16-10		Indianapolis	22,383

TEAM STATISTICS	PATS	OPP
TOTAL FIRST DOWNS	**315**	**311**
By Rushing	104	109
By Passing	186	182
By Penalty	25	20
Third Down: Md/Att.	83/214	90/255
Third Down: Eff.	39.0	40.0
Fourth Down: Md/Att.	4/5	9/18
Fourth Down: Eff.	80.0	50.0
TOTAL NET YARDS	**5263**	**5100**
Avg. per Game	328.9	318.7
Total Offensive Plays	1048	1066
Avg. per Play	5.0	4.8
NET YARDS RUSHING	**2032**	**1886**
Total Rushing Plays	482	498
Avg. per Rush	4.2	3.8
Avg. per Game	127.0	117.8
NET YARDS PASSING	**3231**	**3214**
Avg. per Game	201.9	200.8
Sacked/Yards Lost	66/454	55/452
Gross Yards Passing	3685	3666
Att./Completions	500/292	513/283
Completion Pct.	58.4	55.2
Had Intercepted	14	17
PUNTS/AVERAGE	**92/42.4**	**83/40.3**
NET PUNTING AVG.	**35.0**	**33.4**
PENALTIES/YARDS	**86/674**	**87/773**
FUMBLES/BALLS LOST	**29/15**	**33/8**
TOUCHDOWNS	**42**	**42**
Rushing	15	11
Passing	26	25
Returns	1	6

SCORE BY PERIODS	1	2	3	4	OT	TOTAL
Patriots	**68**	**74**	**108**	**112**	**0**	**362**
Opponents	**78**	**115**	**84**	**75**	**0**	**352**

SCORING	TD	Ru	Pa	Rt	PAT	FG	S	TP
Franklin	0	0	0	0	42/42	22/28	0	108
Ramsey	7	0	7	0			0	42
Collins	5	5	0	0			0	30
Eason	5	5	0	0			0	30
Morgan	5	0	5	0			0	30
Dawson	4	0	4	0			0	24
Starring	4	0	4	0			0	24
Tatupu	4	4	0	0			0	24
Jones	3	0	2	1			0	18
C. Weathers	2	0	2	0			0	12
C. James	1	1	0	0			0	6
Robinson	1	0	1	0			0	6
Fryar	1	0	1	0			0	6
R. James	0	0	0	0			1	2
Patriots	**42**	**15**	**26**	**1**	**42/42**	**22/28**	**1**	**362**
Opponents	**42**	**11**	**25**	**6**	**37/42**	**21/31**	**0**	**352**

RUSHING	NO	YDS	AVG	LG	TD
C. James	160	790	4.9	73	1
Tatupu	133	553	4.2	20t	4
Collins	138	550	4.0	21	5
Eason	40	154	3.9	25t	5
Grogan	7	12	1.7	13	0
Fryar	2	-11	-5.5	0	0
Starring	2	-16	-8.0	0	0
Patriots	**482**	**2032**	**4.2**	**73**	**15**
Opponents	**498**	**1886**	**3.8**	**53**	**11**

RECEIVING	NO	YDS	AVG	LG	TD
Ramsey	66	792	12.0	34	7
Starring	46	657	14.3	65t	4
Dawson	39	427	10.9	27	4
Morgan	38	709	18.7	76t	5
C. James	22	159	7.2	16	0
Jones	19	244	12.8	22	2
Tatupu	16	159	9.9	24	0
Collins	16	100	6.2	19	0
Fryar	11	164	14.9	26	1
C. Weathers	8	115	14.4	29	2
Hawthorne	7	127	18.1	26	0
Robinson	4	32	8.0	17	1
Patriots	**292**	**3685**	**12.6**	**76t**	**26**
Opponents	**283**	**3666**	**13.0**	**68t**	**25**

INTERCEPTIONS	NO	YDS	AVG	LG	TD
Clayborn	3	102	34.0	85	0
Lippett	3	23	7.7	13	0
Marion	2	39	19.5	26	0
R. James	2	14	7.0	14	0
Gibson	2	4	2.0	4	0
Sanford	2	2	1.0	2	0
Dombroski	1	23	23.0	23	0
Blackmon	1	3	3.0	3	0
Nelson	1	0	0.0	0	0
Patriots	**17**	**210**	**12.4**	**85**	**0**
Opponents	**14**	**237**	**16.9**	**86t**	**3**

PUNTING	NO	YDS	AVG	TB	IN20	LG	BLK
Camarillo	48	2020	42.1	7	12	61	0
Prestridge	44	1884	42.8	5	8	89	0
Patriots	**92**	**3904**	**42.4**	**12**	**20**	**89**	**0**
Opponents	**83**	**3345**	**40.3**	**7**	**17**	**64**	**0**

PUNT RETURNS	NO	FC	YDS	AVG	LG	TD
Fryar	36	10	347	9.6	55	0
Starring	10	1	73	7.3	16	0
C. Weathers	1	0	7	7.0	7	0
Gibson	1	0	3	3.0	3	0
Sanford	0	2	0	0.0	0	0
R. James	0	2	0	0.0	0	0
Patriots	**48**	**15**	**430**	**9.0**	**55**	**0**
Opponents	**45**	**12**	**442**	**9.8**	**47t**	**1**

SACKS: Tippett 18.5, Owens 6.5, Williams, T. 6.0, Blackmon 5.0, Adams 4.0, Nelson 4.0, Sims 3.5, Henson 2.0, Rogers 2.0, Williams L. 1.5, Marion 1.0, McGrew 0.5, Rembert 0.5. Team 55.0 Opp. 66.0.

KICK RETURNS	NO	YDS	AVG	LG	TD
Collins	26	544	20.9	46	0
J. Williams	23	461	20.0	29	0
Fryar	5	95	19.0	22	0
Lee	3	43	14.3	17	0
Robinson	3	38	12.7	14	0
Smith	1	22	22.0	22	0
Jones	1	20	20.0	20	0
Hawthorne	1	14	14.0	14	0
Tatupu	1	9	9.0	9	0
Patriots	**64**	**1246**	**19.5**	**46**	**0**
Opponents	**73**	**1373**	**18.8**	**69**	**0**

FIELD GOALS	1-19	20-29	30-39	40-49	50+
Franklin	2-2	10-10	4-7	6-8	0-1
Patriots	**2-2**	**10-10**	**4-7**	**6-8**	**0-1**
Opponents	**2-2**	**9-9**	**4-8**	**5-10**	**1-2**

Franklin: () () (32G) (44S,22G) (33WL,49WL) (45G) (20G,27G) (48G) (20G,27G,47G) (30G,40G,36WR,47G,19G) (21G) (28G,40G) (29G,56S) (19G) (24G,38WL) (21G,34G,36G).

OPPONENTS: (45WL,27G) (39WL,42WL) (42G) (19G,42G,22G,27G) () (24G, 48G,27G,36WL) (37S,35WR) (28G) (46G,18G) () (34G,43WL) (35G,61S) (28G,23G) (36G,33G) (50G,46G,48WR) (25G,42B).

STARTERS:

OFFENSE: WR Stanley Morgan (12), Irving Fryar (2), Cedric Jones (2); LT Brian Holloway (16); LG John Hannah (15), Guy Morriss (1); C Pete Brock (12), G. Morriss; RG Ron Wooten (16); RT Darryl Haley (16); TE Lin Dawson (15), Derrick Ramsey (1); WR Stephen Starring (16); QB Tony Eason (13), Steve Grogan (3); RB Craig James (7), Tony Collins (5); Mosi Tatupu (4); H-Back D. Ramsey (12), Greg Hawthorne (1), Bo Robinson (1); 3rd WR I. Fryar (1), C. Jones (1).

DEFENSE: LE Kenneth Sims (16); NT Dennis Owens (16); RE Toby Williams (15), Julius Adams (1); LOLB Andre Tippett (16), LILB Steve Nelson (16); RILB Lawrence McGrew (15), Clayton Weishuhn (1); ROLB Don Blackmon (16); LCB Ernest Gibson (8), Ronnie Lippett (8); RCB Raymond Clayborn (16); SS Roland James (15), Fred Marion (1); FS F. Marion (9), Rick Sanford (7).

1984 Coaching Staff: Tommy Brasher, Linebackers, Cleve Bryant, Offensive Backfield, LeBaron Caruthers, Strength/ Conditioning, Steve Endicott, Receivers, Lew Erber, QB's/Offensive Coordinator, Bill Muir, Offensive Line, Rod Rust, Defensive Coordinator, Dante Scarnecchia, Special Teams/TE's , Steve Sidwell, Linebackers, Steve Walters, Defensive Backs.

Pro Bowl (4): G John Hannah (8), T Brian Holloway (2), LB Steve Nelson (2), LB Andre Tippett (1).

PASSING	ATT	CMP	YARDS	CMP%	YDS/ATT	TD	TD%	INT	INT%	LG	SK/YDS	RATING
Eason	431	259	3228	60.1	7.49	23	5.3	8	1.8	76t	59/409	93.4
Grogan	68	32	444	47.1	6.53	3	4.4	6	8.8	65t	7/45	46.4
Kerrigan	1	1	13	100.0	13.0	0	0.0	0	0.0	13	0/0	118.8
Patriots	**500**	**292**	**3685**	**58.4**	**7.37**	**26**	**5.2**	**14**	**2.8**	**76t**	**66/454**	**87.1**
Opponents	**513**	**283**	**3666**	**55.2**	**7.14**	**25**	**4.9**	**17**	**3.3**	**68t**	**55/452**	**80.3**

1985 FINAL STATISTICS (11-5)

HEAD COACH: RAYMOND BERRY • TIED SECOND IN AFC EAST (WILD CARD PLAYOFF QUALIFIER) • HOME STADIUM: SULLIVAN STADIUM

Date	W/L	Score		Opp.	Att.
9/08	W	26-20		Green Bay	49,488
9/15	L	7-20	at	Chicago	60,533
9/22	W	17-14	at	Buffalo	40,334
9/29	L	20-35		L.A. Raiders	60,686
10/06	L	20-24	at	Cleveland	62,139
10/13	W	14-3		Buffalo	40,462
10/20	W	20-13		N.Y. Jets	58,163
10/27	W	32-14	at	Tampa Bay	34,661
11/03	W	17-13		Miami	58,811
11/10	W	34-15		Indianapolis	54,176
11/17	W	20-13	at	Seattle	60,345
11/24	L	13-16	at	N.Y. Jets OT	74,100
12/01	W	38-31	at	Indianapolis	56,740
12/08	W	23-6		Detroit	59,078
12/16	L	27-30	at	Miami	69,489
12/22	W	34-23		Cincinnati	57,953
AFC PLAYOFFS					
12/28	W	26-14	at	N.Y. Jets	70,598
1/05	W	27-20	at	L.A. Raiders	88,936
1/12	W	31-14	at	Miami	74,978
SUPER BOWL XX (at New Orleans, La.)					
1/26	L	10-46	vs.	Chicago	73,818

TEAM STATISTICS	PATS	OPP
TOTAL FIRST DOWNS	**294**	**284**
By Rushing	126	92
By Passing	153	168
By Penalty	15	24
Third Down: Md/Att.	83/223	74/227
Third Down: Eff.	37.0	33.0
Fourth Down: Md/Att.	4/10	5/15
Fourth Down: Eff.	40.0	33.0
TOTAL NET YARDS	**5499**	**4714**
Avg. per Game	343.7	294.6
Total Offensive Plays	1061	1042
Avg. per Play	5.2	4.5
NET YARDS RUSHING	**2331**	**1655**
Total Rushing Plays	565	466
Avg. per Rush	4.1	3.6
Avg. per Game	145.7	103.4
NET YARDS PASSING	**3168**	**3059**
Avg. per Game	198.0	191.2
Sacked/Yards Lost	39/315	51/334
Gross Yards Passing	3483	3393
Att./Completions	457/255	525/262
Completion Pct.	55.8	49.9
Had Intercepted	22	23
PUNTS/AVERAGE	**92/42.9**	**97/40.5**
NET PUNTING AVG.	**33.7**	**32.5**
PENALTIES/YARDS	**114/842**	**83/699**
FUMBLES/BALLS LOST	**37/20**	**35/24**
TOUCHDOWNS	**41**	**32**
Rushing	15	15
Passing	20	14
Returns	6	3

SCORE BY PERIODS	1	2	3	4	OT	TOTAL
Patriots	**54**	**115**	**44**	**149**	**0**	**362**
Opponents	**75**	**64**	**56**	**92**	**3**	**290**

SCORING	TD	Ru	Pa	Rt	PAT	FG	S	TP
Franklin	0	0	0	0	40/41	24/30	0	112
Fryar	10	1	7	2			0	60
C. James	7	5	2	0			0	42
Collins	5	3	2	0			0	30
Morgan	5	0	5	0			0	30
Jones	3	0	2	1			0	18
Grogan	2	2	0	0			0	12
Tatupu	2	2	0	0			0	12
Eason	1	1	0	0			0	6
Weathers	1	1	0	0			0	6
Hawthorne	1	0	1	0			0	6
D. Ramsey	1	0	1	0			0	6
Tippett	1	0	0	1			0	6
Rembert	1	0	0	1			0	6
Clayborn	1	0	0	1			0	6
Blackmon	0	0	0	0			2	4
Patriots	**41**	**15**	**20**	**6**	**40/41**	**24/30**	**2**	**362**
Opponents	**32**	**15**	**14**	**3**	**30/32**	**22/25**	**1**	**290**

RUSHING	NO	YDS	AVG	LG	TD
C. James	263	1227	4.7	65t	5
Collins	163	657	4.0	28	3
Weathers	41	174	4.2	42t	1
Tatupu	47	152	3.2	11	2
Eason	22	70	3.2	23	1
Grogan	20	29	1.5	12	2
Fryar	7	27	3.9	13	1
Morgan	1	0	0.0	0	0
Franklin	1	-5	-5.0	-5	0
Patriots	**565**	**2331**	**4.1**	**65t**	**15**
Opponents	**466**	**1655**	**3.6**	**24**	**15**

RECEIVING	NO	YDS	AVG	LG	TD
Collins	52	549	10.6	49	2
Morgan	39	760	19.5	50t	5
Fryar	39	670	17.2	56	7
D. Ramsey	28	285	10.2	26	1
C. James	27	360	13.3	90t	2
Jones	21	237	11.3	29t	2
Starring	16	235	14.7	40	0
Dawson	17	148	8.7	26	0
D. Williams	9	163	18.1	30	0
Hawthorne	3	42	14.0	28t	1
Weathers	2	18	9.0	13	0
Tatupu	2	16	8.0	15	0
Patriots	**255**	**3483**	**13.7**	**90t**	**20**
Opponents	**262**	**3393**	**13.0**	**88t**	**14**

INTERCEPTIONS	NO	YDS	AVG	LG	TD
Marion	7	189	27.0	83	0
Clayborn	6	80	13.3	38	1
R. James	4	51	12.8	39	0
Lippett	3	93	31.0	58	0
Blackmon	1	14	14.0	14	0
McGrew	1	0	0.0	0	0
McSwain	1	0	0.0	0	0
Patriots	**23**	**427**	**18.6**	**83**	**1**
Opponents	**22**	**243**	**11.0**	**38t**	**2**

PUNTING	NO	YDS	AVG	LG	TB	IN20	BLK
Camarillo	92	3953	43.0	13	17	75	0
Patriots	**92**	**3953**	**43.0**	**13**	**17**	**75**	**0**
Opponents	**97**	**3925**	**40.5**	**11**	**26**	**64**	**0**

PUNT RETURNS	NO	FC	YDS	AVG	LG	TD
Fryar	37	15	520	14.1	85t	2
R. James	2	0	13	6.5	13	0
Starring	2	0	0	0.0	0	0
Marion	0	1	0	0.0	0	0
Bowman	1	0	-3	-3.0	-3	0
Patriots	**42**	**16**	**530**	**12.6**	**85t**	**2**
Opponents	**56**	**7**	**597**	**10.7**	**46**	**0**

KICK RETURNS	NO	YDS	AVG	LG	TD
Starring	48	1012	21.1	53	0
Fryar	3	39	13.0	24	0
Jones	3	37	12.3	20	0
Weathers	1	18	18.0	18	0
Hawthorne	1	13	13.0	13	0
C. James	1	0	0.0	0	0
Patriots	**57**	**1119**	**19.6**	**53**	**0**
Opponents	**77**	**1434**	**18.6**	**58**	**0**

SACKS: Tippett 16.5, Veris 10.0, Blackmon 8.0, Sims 5.5, Adams 5.0, Nelson 2.0, T. Williams 2.0, McGrew 1.0, L. Williams 1.0. Team, 51.0, Opponent, 39.0.

FIELD GOALS	1-19	20-29	30-39	40-49	50+
Franklin	1/1	7/9	9/9	5/9	2/2
Patriots	**1/1**	**7/9**	**9/9**	**5/9**	**2/2**
Opponents	**0/0**	**8/8**	**6/8**	**6/7**	**2/2**

Franklin: (34G) () (32G) (47G,20G) (29G,33G,47WL) (20WR) (19G,44G) (35G,50G, 49G,28WR) (38G) (41G,30G) () (41WL,23G,28G) (35G) (38G,47WL,50G,22G) (22G,49G) (25G,42WR,30G)

OPPONENTS: (40B) (21G,28G) () () (36WL,44G) (47G) (53G,52G) () (26G,32G) () (37WR,32G,31G) (21G,21G,32G) (25G) (26G,37G) (44G,49G,47G) (42G ,22G,30G).

STARTERS:

OFFENSE: WR Stanley Morgan (13), Cedric Jones (3); LT Brian Holloway (16); LG John Hannah (14), Guy Morriss (2); C Pete Brock (8), G. Morriss (8); RG Ron Wooten (14), Paul Fairchild (2); RT Steve Moore (16); TE Lin Dawson (13), Derrick Ramsey (3); WR Irving Fryar (14), Stephen Starring (1), Derwin Williams (1); QB Tony Eason (10), Steve Grogan (6); RB Tony Collins (16); FB Craig James (14), Mosi Tatupu (2).

DEFENSE: LE Ken Sims (13), Garin Veris (3); NT Dennis Owens (13), Lester Williams (3); RE Julius Adams (12), Toby Williams (3), G. Veris (1); LOLB Andre Tippett (16); LILB Steve Nelson (15), Johnny Rembert (1); RILB Lawrence McGrew (12), J. Rembert (4); ROLB Don Blackmon (14), L. McGrew (2); LCB Ronnie Lippett (16); RCB Raymond Clayborn (16); SS Roland James; FS Fred Marion (16).

1985 Coaching Staff: Dean Brittenham, Strength/Conditioning, Jim Carr, Defensive Backfield, Bobby Grier, Offensive Backfield, Ray Hamilton, Asst. Defensive Line, Rod Humenuik, Asst. Head Coach/Offensive Line, Harold Jackson, Receivers, Eddie Khayat, Defensive Line, John Polonchek, QBs/Special Asst. to Head Coach, Rod Rust, Defensive Coordinator, Dante Scarnecchia, Special Teams/TEs, Don Shinnick, Linebackers, Les Steckel, Quarterbacks /Receivers.

Pro Bowl (8): CB Raymond Clayborn (2), KR Irving Fryar (1), G John Hannah (9), T Brian Holloway (3), RB Craig James (1), FS Fred Marion (1), LB Steve Nelson (3), LB Andre Tippett (2).

PASSING	ATT	CMP	YARDS	CMP%	YDS/ATT	TD	TD%	INT	INT%	LG	SK/YDS	RATING
Eason	299	168	2156	56.2	7.2	11	3.7	17	5.7	90t	28/229	67.5
Grogan	156	85	1311	54.5	8.4	7	4.5	5	3.2	56	11/86	84.1
C. James	2	2	16	100.0	8.0	2	1.0	0	0.0	11t	0/0	139.6
Patriots	**457**	**255**	**3483**	**55.8**	**7.6**	**20**	**4.4**	**22**	**4.8**	**90t**	**39/315**	**74.9**
Opponents	**525**	**262**	**3393**	**49.9**	**6.5**	**14**	**2.7**	**23**	**4.4**	**88t**	**51/334**	**61.2**

1986 FINAL STATISTICS (11-5)

HEAD COACH: RAYMOND BERRY • AFC EAST DIVISION CHAMPIONS • HOME STADIUM: SULLIVAN STADIUM

Date	W/L	Score		Opp.	Att.
9/07	W	33-3		Indianapolis	55,208
9/11	W	20-6	at	N.Y. Jets	72,422
9/21	L	31-38		Seattle	58,977
9/28	L	20-27	at	Denver	75,804
10/05	W	34-7		Miami	60,689
10/12	L	24-31		N.Y. Jets	60,342
10/19	W	34-0	at	Pittsburgh	54,743
10/26	W	23-3	at	Buffalo	77,808
11/02	W	25-17		Atlanta	60,597
11/09	W	30-21	at	Indianapolis	56,890
11/16	W	30-28	at	L.A. Rams	64,339
11/23	W	22-19		Buffalo	60,455
11/30	W	21-20	at	New Orleans	58,259
12/07	L	7-31		Cincinnati	60,633
12/14	L	24-29		San Francisco	60,787
12/22	W	34-27	at	Miami	74,516
AFC PLAYOFFS					
1/04	L	17-22	at	Denver	76,105

TEAM STATISTICS	PATS	OPP
TOTAL FIRST DOWNS	**314**	**286**
By Rushing	77	118
By Passing	202	153
By Penalty	35	15
Third Down: Md/Att.	77/227	79/219
Third Down: Eff.	33.9	36.1
Fourth Down: Md/Att.	8/11	7/12
Fourth Down: Eff.	**72.7**	**58.3**
TOTAL NET YARDS	**5327**	**5181**
Avg. per Game	332.9	323.8
Total Offensive Plays	1073	1031
Avg. per Play	5.0	5.0
NET YARDS RUSHING	**1373**	**2203**
Total Rushing Plays	469	510
Avg. per Rush	2.9	4.3
Avg. per Game	85.8	137.7
NET YARDS PASSING	**3954**	**2978**
Avg. per Game	247.1	186.1
Sacked/Yards Lost	47/367	48/346
Gross Yards Passing	4321	3324
Att./Completions	557/340	473/255
Completion Pct.	61.0	53.9
Had Intercepted	13	21
PUNTS/AVERAGE	**92/40.7**	**90/39.8**
NET PUNTING AVG.	**33.1**	**33.4**
PENALTIES/YARDS	**87/672**	**106/866**
FUMBLES/BALLS LOST	**27/11**	**38/19**
TOUCHDOWNS	**45**	**35**
Rushing	10	19
Passing	29	15
Returns	6	1

SCORE BY PERIODS	1	2	3	4	OT	TOTAL
Patriots	**82**	**102**	**99**	**129**	**0**	**412**
Opponents	**34**	**83**	**64**	**126**	**0**	**307**

SCORING	TD	Ru	Pa	Rt	PAT	FG	S	TP
Franklin	0	0	0	0	44/45	32/41	0	140
Morgan	10	0	10	0			0	60
Collins	8	3	5	0			0	48
Fryar	7	0	6	1			0	42
C. James	4	4	0	0			0	24
Scott	3	0	3	0			0	18
Baty	2	0	2	0			0	12
Starring	2	0	2	0			0	12
Tatupu	2	1	0	1			0	12
Grogan	1	1	0	0			0	6
Jones	1	0	1	0			0	6
Marion	1	0	0	1			0	6
McSwain	1	0	0	1			0	6
Rembert	1	0	0	1			0	6
B. Williams	1	0	0	1			0	6
Weathers	1	1	0	0			0	6
Patriots	**45**	**10**	**29**	**6**	**44/45**	**32/41**	**1**	**412**
Opponents	**35**	**19**	**15**	**1**	**34/35**	**21/28**	**0**	**301**

RUSHING	NO	YDS	AVG	LG	TD
C. James	154	427	2.8	16	4
Collins	156	412	2.6	17	3
Tatupu	71	172	2.4	13	1
Eason	35	170	4.9	26	0
Fryar	4	80	20.0	31	0
Weathers	21	58	2.8	16t	1
Dupard	15	39	2.6	11	0
Grogan	9	23	2.6	10	1
Hawthorne	1	5	5.0	5	0
Starring	1	0	0.0	0	0
Ramsey	1	-6	-6.0	-6	0
Jones	1	-7	-7.0	-7	0
Patriots	**469**	**1373**	**2.9**	**31**	**10**
Opponents	**510**	**2203**	**4.3**	**58t**	**19**

RECEIVING	NO	YDS	AVG	LG	TD
Morgan	84	1491	17.8	44t	10
Collins	77	684	8.9	49	5
Fryar	43	737	17.1	69t	6
Baty	37	331	8.9	22	2
Hawthorne	24	192	8.0	17	0
C. James	18	129	7.2	17	0
Starring	16	295	18.4	47	2
Tatupu	15	145	9.7	25	0
Jones	14	222	15.9	28	1
Scott	8	41	5.1	8t	3
D. Williams	2	35	17.5	26	0
Weathers	1	14	14.0	14	0
Holloway	1	5	5.0	5	0
Patriots	**340**	**4321**	**12.7**	**69t**	**29**
Opponents	**255**	**3324**	**13.0**	**67t**	**15**

INTERCEPTIONS	NO	YDS	AVG	LG	TD
Lippett	8	76	9.5	43	0
Clayborn	3	4	1.3	4	0
Marion	2	56	28.0	37t	1
McGrew	2	44	22.0	27	0
R. James	2	39	19.5	21	0
Nelson	2	21	10.5	17	0
Rembert	1	37	37.0	37	0
McSwain	1	3	3.0	3	0
Tippett	0	32	-	32	0
Patriots	**21**	**312**	**14.9**	**69**	**1**
Opponents	**13**	**151**	**11.6**	**26**	**0**

PUNTING	NO	YDS	AVG	TB	IN20	LG	BLK
Camarillo	89	3746	42.1	7	16	64	3
Patriots	**90**	**3746**	**42.1**	**7**	**16**	**64**	**3**
Opponents	**90**	**3585**	**39.8**	**9**	**21**	**73**	**3**

PUNT RETURNS	NO	FC	YDS	AVG	LG	TD
Fryar	35	10	366	10.5	59t	1
Starring	6	0	18	3.0	12	0
Marion	1	1	12	12.0	12	0
R. James	0	1	0	0.0	0	0
Patriots	**42**	**12**	**396**	**9.4**	**59t**	**1**
Opponents	**60**	**4**	**565**	**9.4**	**39**	**0**

SACKS: Veris 11.0, Tippett 9.5, Blackmon 7.5, B. Williams 7.0 Rembert 4.0, Hodge 1.0, R. James 1.0, McGrew 1.0, Nelson 1.0, Owens 1.0, Reynolds 1.0, Ruth 1.0, Thomas 1.0, Sims 0.5, T. Williams 0.5. Patriots 48.0, Opponents 47.0.

KICK RETURNS	NO	YDS	AVG	LG	TD
Starring	36	802	22.3	52	0
Fryar	10	192	19.2	33	0
Jones	4	63	15.8	20	0
Dupard	3	50	16.7	21	0
Rembert	3	27	9.0	14	0
Hawthorne	2	13	6.5	13	0
Patriots	**58**	**1147**	**19.8**	**52**	**0**
Opponents	**81**	**1480**	**18.3**	**39**	**0**

FIELD GOALS	1-19	20-29	30-39	40-49	50+
Franklin	1/1	7/7	15/17	9/16	0/0
Patriots	**1/1**	**7/7**	**15/17**	**9/16**	**0/0**
Opponents	**0/0**	**7/7**	**8/9**	**6/8**	**0/4**

Franklin: (25G,38G,39G,49G) (49N,45G,42G) (26G,36N) (42N,34G,37G) (21G,31G) (45N,26G) (47N,31G,36G) (31G 47N,27G, 26G) (31G,32G,32G, 33G) (38G,31G,24G) (42G,45G,19G) (37G,47G) (49N) (44N) (41G) (47G,44G,39N).

OPPONENTS: (25G,57N) (33G,47G) (33G) (44G,34G) (55N) (47G) () (53N,26G) (41G,36N,53N) () (42N) (28G,33G,34G, 48G) (28G, 38G) (24G,44N) (20G,31G, 36G) (42G,21G).

STARTERS:

OFFENSE: WR Stanley Morgan (16); LT Brian Holloway (15), Steve Moore (1); LG Paul Fairchild (15), Trevor Matich (1); C Pete Brock (16); RG Ron Wooten (16); RT Steve Moore (10), Darryl Haley (6); TE Greg Hawthorne (10), Greg Baty (6); WR Irving Fryar (13), Stephen Starring (3); QB Tony Eason (15), Steve Grogan (1); RB Tony Collins (15), Craig James (1); FB C. James (11), Mosi Tatupu (5); 2nd TE G. Baty (1).

DEFENSE: LE Brent Williams (16); NT Toby Williams (15), Dennis Owens (1); RE Garin Veris (15), Ben Thomas (1); LOLB Andre Tippett (11), Lawrence McGrew (4), D. Owens (1); LILB Steve Nelson (12), Johnny Rembert (4); RILB L. McGrew (9), J. Rembert (5), Ed Reynolds (2); ROLB Don Blackmon (15), L. McGrew (1); LCB Ronnie Lippett (15), Ernest Gibson (1); RCB Raymond Clayborn (16); Roland James (15), Jim Bowman (1); FS Fred Marion (16).

1986 Coaching Staff: Dean Brittenham, Strength/Conditioning, Jim Carr, Defensive Backfield, Bobby Grier, Offensive Backfield, Ray Hamilton, Asst. Defensive Line, Rod Humenuik, Asst. Head Coach/Offensive Line, Harold Jackson, Receivers, Eddie Khayat, Defensive Line, John Polonchek, QB's/Special Asst. to Head Coach, Rod Rust, Defensive Coordinator, Dante Scarnecchia, Special Teams/TE's, Don Shinnick, Linebackers, Les Steckel, Quarterbacks/ Receivers.

Pro Bowl (5): CB Raymond Clayborn (3), K Tony Franklin (1), WR Stanley Morgan (3), Spt Mosi Tatupu (1), LB Andre Tippett (3).

PASSING	ATT	CMP	YARDS	CMP%	YDS/ATT	TD	TD%	INT	INT%	LG	SK/YDS	RATING
Eason	448	276	3328	61.6	7.43	19	4.2	10	2.2	49	43/336	89.2
Grogan	102	62	976	60.8	9.57	9	8.8	2	2.0	69t	4/31	113.8
C. James	4	1	10	25.0	2.50	1	25.0	1	25.0	10t	0/0	39.6
Ramsey	3	1	7	33.3	2.33	0	0.0	0	0.0	7	0/0	42.4
Patriots	**557**	**340**	**4321**	**61.0**	**7.76**	**29**	**5.2**	**13**	**2.3**	**69t**	**47/367**	**92.9**
Opponents	**473**	**255**	**3324**	**53.9**	**7.02**	**15**	**3.2**	**21**	**4.4**	**67t**	**48/346**	**68.4**

1987 FINAL STATISTICS (8-7)

HEAD COACH: RAYMOND BERRY • TIED SECOND IN AFC EAST • HOME STADIUM: SULLIVAN STADIUM

Date	W/L	Score		Opp.	Att.
9/13	W	28-21		Miami	54,642
9/21	L	24-43	at	N.Y. Jets	70,847
9/27		Canceled Strike		at Washington	
10/04	L	10-20		Cleveland	14,830
10/11	W	14-7		Buffalo	11,878
10/18	W	21-7	at	Houston	26,294
10/25	L	16-30	at	Indianapolis	48,850
11/01	W	26-23		L.A. Raiders	60,664
11/08	L	10-17	at	N.Y. Giants	73,817
11/15	L	17-23		Dallas OT	60,567
11/22	W	24-0		Indianapolis	56,906
11/29	L	31-34		Philadelphia OT	54,198
12/06	L	20-31	at	Denver	75,794
12/13	W	42-20		N.Y. Jets	60,617
12/20	W	13-7	at	Buffalo	74,945
12/28	W	24-10	at	Miami	61,192

TEAM STATISTICS	PATS	OPP
TOTAL FIRST DOWNS	**266**	**293**
By Rushing	84	112
By Passing	158	159
By Penalty	24	22
Third Down: Md/Att.	81/219	84/228
Third Down: Eff.	36.9	36.8
Fourth Down: Md/Att.	9/14	11/23
Fourth Down: Eff.	64.2	47.8
TOTAL NET YARDS	**4454**	**4877**
Avg. per Game	296.9	325.1
Total Offensive Plays	986	1053
Avg. per Play	4.5	4.6
NET YARDS RUSHING	**1771**	**1778**
Total Rushing Plays	513	490
Avg. per Rush	3.5	3.6
Avg. per Game	118.1	118.5
NET YARDS PASSING	**2683**	**3099**
Avg. per Game	178.9	206.6
Sacked/Yards Lost	33/246	43/339
Gross Yards Passing	2929	3438
Att./Completions	440/236	520/273
Completion Pct.	53.6	52.5
Had Intercepted	18	21
PUNTS/AVERAGE	**89/37.6**	**77/38.1**
NET PUNTING AVG.	**30.5**	**33.8**
PENALTIES/YARDS	**64/506**	**110/846**
FUMBLES/BALLS LOST	**36/13**	**42/21**
TOUCHDOWNS	**39**	**34**
Rushing	12	13
Passing	22	17
Returns	5	4

SCORE BY PERIODS	1	2	3	4	OT	TOTAL
Patriots	**76**	**111**	**72**	**61**	**0**	**320**
Opponents	**39**	**68**	**71**	**106**	**9**	**293**

SCORING	TD	Ru	Pa	Rt	PAT	FG	S	TP
Franklin	0	0	0	0	37/38	15/26	0	82
Collins	6	3	3	0			0	36
Fryar	5	0	5	0			0	30
Dupard	3	3	0	0			0	18
Jones	3	0	3	0			0	18
Morgan	3	0	3	0			0	18
Starring	3	0	3	0			0	18
Baty	2	0	2	0			0	12
Grogan	2	2	0	0			0	12
Linne	2	0	2	0			0	12
Lippett	2	0	0	2			0	12
Scott	2	0	1	1			0	12
Bleier	1	1	0	0			0	6
Clayborn	1	0	0	1			0	6
LeBlanc	1	1	0	0			0	6
Ramsey	1	1	0	0			0	6
Tippett	1	0	0	1			0	6
Woods	1	1	0	0			0	6
Schubert	0	0	0	0	1/1	1/2	0	4
Patriots	**39**	**12**	**22**	**5**	**38/39**	**16/28**	**0**	**320**
Opponents	**34**	**13**	**17**	**4**	**33/33**	**18/27**	**1**	**293**

RUSHING	NO	YDS	AVG	LG	TD
Collins	147	474	3.2	19	3
Dupard	94	318	3.4	49	3
Tatupu	79	248	3.1	19	0
Perryman	41	187	4.6	48	0
LeBlanc	49	170	3.5	42	1
Ramsey	13	75	5.8	19	1
Fryar	9	52	5.8	16	0
Hansen	16	44	2.8	7	0
Davis	9	43	4.8	27	0
Flutie	6	43	7.2	13	0
Grogan	20	37	1.9	8	2
Eason	3	25	8.3	13	0
C. McSwain	9	23	2.6	9	0
Woods	4	20	5.0	13	1
Starring	2	13	6.5	10	0
C. James	4	10	2.5	5	0
Camarillo	1	0	0.0	0	0
Bleier	5	-5	-1.0	1t	1
Whitten	2	-6	-3.0	-2	0
Patriots	**513**	**1771**	**3.5**	**49**	**12**
Opponents	**490**	**1778**	**3.6**	**60t**	**13**

RECEIVING	NO	YDS	AVG	LG	TD
Collins	44	347	7.9	29	3
Morgan	40	672	16.8	45	3
Fryar	31	467	15.1	40	5
Jones	25	388	15.5	29	3
Starring	17	289	17.0	34t	3
Baty	15	138	9.2	22	2
Tatupu	15	136	9.1	23	0
Dawson	12	81	6.8	14	0
Linne	11	158	14.4	30	2
Scott	5	35	7.0	15	1
Coffey	3	66	22.0	35	0
Gadbois	3	51	17.0	20	0
D. Williams	3	30	10.0	12	0
Perryman	3	13	4.3	7	0
Dupard	3	1	0.3	2	0
Frain	2	22	11.0	11	0
LeBlanc	2	3	1.5	3	0
Hansen	1	22	22.0	22	0
Pickering	1	10	10.0	10	0
Patriots	**236**	**2929**	**12.4**	**45**	**22**
Opponents	**273**	**3438**	**12.6**	**61t**	**17**

INTERCEPTIONS	NO	YDS	AVG	LG	TD
Marion	4	53	13.3	25	0
Lippett	3	103	34.3	45t	2
Clayborn	2	24	12.0	24	0
E. Gibson	2	17	8.5	17	0
Bowman	2	3	1.5	3	0
E. Williams	1	51	51.0	51	0
R. James	1	27	27.0	27	0
R. McSwain	1	17	17.0	17	0
Shegog	1	7	7.0	7	0
Holmes	1	4	4.0	4	0
Rembert	1	1	1.0	1	0
P. Williams	1	0	0.0	0	0
Peterson	1	0	0.0	0	0
Patriots	**21**	**307**	**14.6**	**51**	**2**
Opponents	**18**	**160**	**8.9**	**38**	**2**

PUNTING	NO	YDS	AVG	LG	TB	IN20	BLK
Camarillo	62	2489	40.1	8	14	73	1
Herline	25	861	34.3	4	1	50	1
Patriots	**89**	**3350**	**37.6**	**12**	**15**	**73**	**2**
Opponents	**77**	**2937**	**38.1**	**6**	**25**	**62**	**2**

PUNT RETURNS	NO	FC	YDS	AVG	LG	TD
Fryar	18	12	174	9.7	36	0
Linne	5	2	22	4.4	16	0
Marion	1	2	0	0.0	0	0
Starring	1	1	17	17.0	17	0
Patriots	**25**	**17**	**213**	**8.5**	**36**	**0**
Opponents	**41**	**11**	**397**	**9.7**	**34**	**0**

KICK RETURNS	NO	YDS	AVG	LG	TD
Starring	23	445	19.3	43	0
Fryar	6	119	19.8	31	0
Davis	5	134	26.8	43	0
Dupard	4	61	15.3	21	0
Perryman	3	43	14.3	16	0
LeBlanc	2	31	15.5	24	0
C. McSwain	2	32	16.0	24	0
Alexander	1	4	4.0	4	0
Collins	1	18	18.0	18	0
Hansen	1	14	14.0	14	0
Patriots	**48**	**901**	**18.8**	**43**	**0**
Opponents	**63**	**1130**	**17.9**	**60**	**0**

SACKS: Tippett 12.5, Veris 7.0, B. Williams 5.0, T. Williams 4.5, Rembert 2.0, Reynolds 2.0, Sims 1.5, Blackmon 1.0, Hodge 1.0, Lippett, 1.0, Mangiero 1.0, McCabe 1.0, McGrew 1.0, Wichard 1.0, Wilburn 1.0, Bowman, 0.5. Team, 43.0, Opponents, 33.0.

FIELD GOALS	1-19	20-29	30-39	40-49	50+
Franklin	0/0	5/5	6/11	3/7	1/3
Schubert	0/0	1/1	0/0	0/1	0/0
Patriots	**0/0**	**6/6**	**6/11**	**3/8**	**1/3**
Opponents	**2/2**	**7/7**	**6/9**	**3/8**	**0/1**

Franklin: (39N,47N) (48N,32G) () () (52N) (38G,31G,49G) (50G,27G,25G, 29G) (50N,46G) (35N,41G) (37N,34G,37N) (43N,21G,31N,46N) (38G,27G) () () (31G).

Schubert: () () (23G,40N).

OPPONENTS: () (22G,34G) (28G,21G,37N) () (48N,34N) (48G,38G,24G) (31G,31G,39G,41N) (19G,41N) (20G) (46N) (19G,44N,39N,38G) (52N,24G) (24G,42G) () (47G).

STARTERS:

OFFENSE: WR Stanley Morgan (9), Cedric Jones (3), Wayne Coffey (3); LT Danny Villa (7), Steve Moore (4), George Colton (3), Art Plunkett (1); LG Sean Farrell (15), Paul Fairchild (1); C Guy Morriss (7), Trevor Matich (4), Pete Brock (3), P. Fairchild (1); RG Ron Wooten (13), Eric Stokes (1), Darren Twombly (1); RT Bruce Armstrong (12), Greg Robinson (3); TE Lin Dawson (11), Todd Frain (2), Willie Scott (1); WR Irving Fryar (11), Larry Linne (3), C. Jones (1); QB Steve Grogan (6), Tony Eason (3), Tom Ramsey (3), Bob Bleier (2), Doug Flutie (1); RB Tony Collins (11) Reggie Dupard (2), Matt LeBlanc (2); FB Mosi Tatupu (9), Bruce Hansen (2), R. Dupard (1), Chuck McSwain (1), Bob Perryman (1). 3rd WR I. Fryar (1), Stephen Starring (1).

DEFENSE: LE Kenneth Sims (8), Brent Williams (4), Benton Reed (3); NT Toby Williams (12), John Guzik (2), Tom Porell (1); RE Garin Veris (12), Steve Wilburn (3); LOLB Andre Tippett (13), Mel Black (2); LILB Steve Nelson (11), Jerry McCabe (3), Johnny Rembert (1); RILB Lawrence McGrew (12), Greg Moore (3), Ed Reynolds (1); ROLB Ed Williams (7), Don Blackmon (4), Rogers Alexander (2), L. McGrew (1), Randy Sealby (1); LCB Ronnie Lippett (12), Joe Peterson (3); RCB Raymond Clayborn (9), Ernest Gibson (5), Fred Marion (1); SS Jim Bowman (8), Roland James (4), Ron Shegog (3); FS F. Marion (11), Darryl Holmes (3), R. Clayborn (1).

1987 Coaching Staff: Dean Brittenham, Strength/Conditioning, Jim Carr, Defensive Backfield, Bobby Grier, Offensive Backfield, Ray Hamilton, Asst. Defensive Line, Rod Humenuik, Asst. Head Coach/Offensive Line, Harold Jackson, Receivers, Eddie Khayat, Defensive Line, John Polonchek, QBs/Special Asst. to Head Coach, Rod Rust, Defensive Coordinator, Dante Scarnecchia, Special Teams/TE's, Don Shinnick, Linebackers, Les Steckel, Quarterbacks/Receivers.

Pro Bowl (2): WR Stanley Morgan (4), LB Andre Tippett (4).

PASSING	ATT	CMP	YARDS	CMP%	YDS/ATT	TD	TD%	INT	INT%	LG	SK/YDS	RATING
Grogan	161	93	1183	57.8	7.34	10	6.2	9	5.6	40	7/55	78.2
Ramsey	134	71	898	53.0	6.70	6	4.5	6	4.5	40	14/90	70.4
Eason	79	42	453	53.2	5.73	3	3.8	2	2.5	45	8/70	72.4
Bleier	39	14	181	35.9	4.64	1	2.6	1	2.6	35	3/28	49.2
Flutie	25	15	199	60.0	7.96	1	4.0	0	0.0	30	0/0	98.6
Jones	1	0	0	0.0	0.0	0	0.0	0	0.0	0	0/0	39.6
Tatupu	1	1	15	100.0	15.0	1	100.0	0	0.0	15t	0/0	158.3
Patriots	**440**	**236**	**2929**	**53.6**	**6.65**	**22**	**5.0**	**18**	**4.1**	**45**	**33/246**	**74.1**
Opponents	**520**	**273**	**3438**	**52.5**	**6.61**	**17**	**3.3**	**21**	**4.0**	**61t**	**43/339**	**67.5**

1988 FINAL STATISTICS (9-7)

HEAD COACH: RAYMOND BERRY • TIED SECOND IN AFC EAST • HOME STADIUM: SULLIVAN STADIUM

Date	W/L	Score		Opp.	Att.
9/04	W	28-3		N.Y. Jets	44,027
9/11	L	6-36	at	Minnesota	55,545
9/18	L	14-16		Buffalo	55,945
9/25	L	6-31	at	Houston	38,646
10/02	W	21-17		Indianapolis	58,050
10/09	L	3-45	at	Green Bay*	51,932
10/16	W	27-21		Cincinnati	59,969
10/23	L	20-23	at	Buffalo	76,824
10/30	W	30-7		Chicago	60,821
11/06	W	21-10		Miami	60,840
11/13	W	14-13	at	N.Y. Jets	48,358
11/20	W	6-3	at	Miami	53,526
11/27	L	21-24	at	Indianapolis	58,157
12/04	W	13-7		Seattle	59,068
12/11	W	10-7		Tampa Bay OT	39,889
12/17	L	10-21	at	Denver	70,910

*At Milwaukee, Wis.

TEAM STATISTICS	PATS	OPP
TOTAL FIRST DOWNS	**264**	**272**
By Rushing	126	119
By Passing	112	138
By Penalty	26	15
Third Down: Md/Att.	79/219	58/199
Third Down: Eff.	36.1	29.1
Fourth Down: Md/Att.	9/14	9/18
Fourth Down: Eff.	64.2	50.0
TOTAL NET YARDS	**4293**	**4681**
Avg. per Game	268.3	292.6
Total Offensive Plays	1000	961
Avg. per Play	4.3	4.9
NET YARDS RUSHING	**2120**	**2099**
Total Rushing Plays	588	496
Avg. per Rush	3.6	4.2
Avg. per Game	132.5	131.2
NET YARDS PASSING	**2173**	**2582**
Avg. per Game	135.8	161.4
Sacked/Yards Lost	23/160	29/219
Gross Yards Passing	2333	2801
Att./Completions	389/199	436/234
Completion Pct.	51.2	53.7
Had Intercepted	28	20
PUNTS/AVERAGE	**91/38.3**	**86/42.2**
NET PUNTING AVG.	**34.1**	**35.5**
PENALTIES/YARDS	**87/665**	**108/858**
FUMBLES/BALLS LOST	**19/10**	**29/15**
TOUCHDOWNS	**31**	**33**
Rushing	17	20
Passing	12	13
Returns	2	0

SCORE BY PERIODS	1	2	3	4	OT	TOTAL
Patriots	**49**	**87**	**50**	**61**	**3**	**250**
Opponents	**48**	**77**	**57**	**102**	**0**	**284**

SCORING	TD	Ru	Pa	Rt	PAT	FG	S	TP
Perryman	6	6	0	0			0	36
Stauroysky	0	0	0	0	14/15	7/11	0	35
Fryar	5	0	5	0			0	30
Stephens	5	4	0	1			0	30
Garcia	0	0	0	0	11/16	6/13	0	29
Morgan	4	0	4	0			0	24
Dawson	2	0	2	0			0	12
Dupard	2	2	0	0			0	12
Tatupu	2	2	0	0			0	12
Flutie	1	1	0	0			0	6
Grogan	1	1	0	0			0	6
C. James	1	1	0	0			0	6
Jones	1	0	1	0			0	6
Martin	1	0	0	1			0	6
Patriots	**31**	**17**	**12**	**2**	**25/31**	**13/24**	**0**	**250**
Opponents	**33**	**20**	**13**	**0**	**33/33**	**17/26**	**1**	**284**

RUSHING	NO	YDS	AVG	LG	TD
Stephens	297	1168	3.9	52	4
Perryman	146	448	3.1	16	6
Flutie	38	179	4.7	16	1
Dupard	52	151	2.9	15	2
Tatupu	22	75	3.4	22	2
Allen	7	40	5.7	12	0
Eason	5	18	3.6	10	0
C. James	4	15	3.8	8t	1
Fryar	6	12	2.0	6	0
Grogan	6	12	2.0	6	1
Ramsey	3	8	2.7	9	0
Feagles	1	0	0.0	0	0
Morgan	1	-6	-6.0	-6	0
Patriots	**588**	**2120**	**3.6**	**52**	**17**
Opponents	**496**	**2099**	**4.2**	**36**	**20**

RECEIVING	NO	YDS	AVG	LG	TD
Dupard	34	232	6.8	15	0
Fryar	33	490	14.8	80t	5
Morgan	31	502	16.2	32	4
Jones	22	313	14.2	41t	1
Perryman	17	134	7.9	18	0
C. James	14	171	12.2	32	0
Stephens	14	98	7.0	17	0
Francis	11	161	14.6	51	0
Dawson	8	106	13.3	38	2
Tatupu	8	58	7.3	17	0
Martin	4	51	12.8	21	0
Scott	1	8	8.0	8	0
Johnson	1	5	5.0	5	0
Farrell	1	4	4.0	4	0
Patriots	**199**	**2333**	**11.7**	**80t**	**12**
Opponents	**234**	**2801**	**12.0**	**51t**	**13**

INTERCEPTIONS	NO	YDS	AVG	LG	TD
Clayborn	4	65	16.3	31	0
Marion	4	47	11.8	22	0
R. James	4	30	7.5	22	0
McSwain	2	51	25.5	42	0
Rembert	2	10	5.0	6	0
Jordan	1	31	31.0	31	0
McGrew	1	6	6.0	6	0
Lippett	1	4	4.0	4	0
Bowman	1	0	0.0	0	0
Patriots	**20**	**244**	**12.2**	**42**	**0**
Opponents	**28**	**286**	**10.2**	**40**	**0**

PUNTING	NO	YDS	AVG	TB	IN20	LG	BLK
Feagles	91	3482	38.3	8	24	74	0
Patriots	**91**	**3482**	**38.3**	**8**	**24**	**74**	**0**
Opponents	**86**	**3633**	**42.2**	**9**	**19**	**70**	**0**

PUNT RETURNS	NO	FC	YDS	AVG	LG	TD
Fryar	38	8	398	10.5	30	0
Bowman	0	1	0	0.0	0	0
Patriots	**38**	**9**	**398**	**10.5**	**30**	**0**
Opponents	**37**	**17**	**217**	**5.9**	**19**	**0**

SACKS: B.Williams 8.0, Tippett 7.0, Jordan 3.0, Rembert 3.0, Goad 2.0, McGrew 2.0, Veris 2.0, Hodge 1.0, Team 1.0. Patriots 29.0, Opponents 23.0.

KICK RETURNS	NO	YDS	AVG	LG	TD
Martin	31	735	23.7	95t	1
Allen	18	391	21.7	30	0
Davis	6	106	17.7	24	0
Fryar	1	3	3.0	3	0
Tatupu	1	13	13.0	13	0
Patriots	**57**	**1248**	**21.9**	**95t**	**1**
Opponents	**45**	**888**	**19.7**	**51**	**0**

FIELD GOALS	1-19	20-29	30-39	40-49	50+
Stauroysky	0/0	3/4	4/5	0/2	0/0
Garcia	0/0	2/3	1/3	2/5	1/2
Patriots	**0/0**	**5/7**	**5/8**	**2/7**	**1/2**
Opponents	**0/0**	**6/7**	**5/5**	**5/11**	**1/3**

Garcia: (47WL,39G,24G,47G) (50G,23G) () () (31WL) (43G,42WL) (43WR) (25WL, 52WL,39B).

Staurovsky: (35G) () () (22G,34G) (43WL,27WL) (34G,22G) (36S,27G) (32G,40WL).

OPPONENTS: (29G) (39G,24G) (38G,44G,41G) (46WL,46WR,49G) (20G) (25G,43WL) () (30G,35G,33G) () (51G) (47G,48G) (27G,54WL,50WR,23WL) (28G) (47WR, 41WR) (40S) ( ).

STARTERS:

OFFENSE: WR Stanley Morgan (14), Cedric Jones (1); LT Danny Villa (14), Trevor Matich (2); LG Sean Farrell (15), Paul Fairchild (1); C Mike Baab (12), T. Matich (4); RG Ron Wooten (15), P. Fairchild (1); RT Bruce Armstrong (16); TE Russ Francis (8), Lin Dawson (6), Steve Johnson (1), Willie Scott (1); WR Irving Fryar (14), C. Jones (1); QB Doug Flutie (9), Steve Grogan (4), Tony Eason (2), Tom Ramsey (1); RB John Stephens (14), Reggie Dupard (2); FB Robert Perryman (16); 2nd TE Steve Johnson (2).

DEFENSE: LE Brent Williams (14), Milford Hodge (1), Kenneth Sims (1); NT Tim Goad (14), B. Williams (2); RE Garin Veris (9), M. Hodge (6), Edmund Nelson (1); LOLB Andre Tippett (11), Tim Jordan (5); LILB Ed Reynolds (14), Vincent Brown (2); RILB Johnny Rembert (15), V. Brown (1); ROLB Lawrence McGrew (15), Tim Jordan (1); LCB Ronnie Lippett (15), Rod McSwain (1); Raymond Clayborn (16); SS Roland James (15), Jim Bowman (1); FS Fred Marion (16).

1988 Coaching Staff: Don Blackmon, Staff Assistant, Jim Carr, Defensive Backfield, Bobby Grier, Offensive Backfield, Ray Hamilton, Asst. Defensive Line, Rod Humenuik, Asst. Head Coach/Offensive Line, Harold Jackson, Receivers, Eddie Khayat, Defensive Line, Guy Morriss, Asst. Offensive Line, John Polonchek, QBs/Special Asst. to Head Coach, Dante Scarnecchia, Special Teams/TE's, Don Shinnick, Linebackers, Jerry Simmons,, Strength/Conditioning, Les Steckel, Quarterbacks/Receivers.

Pro Bowl (3): RB John Stephens (1), LB Andre Tippett (5), LB Johnny Rembert (1).

PASSING	ATT	CMP	YARDS	CMP%	YDS/ATT	TD	TD%	INT	INT%	LG	SK/YDS	RATING
Flutie	179	92	1150	51.4	6.42	8	4.5	10	5.6	80t	11/65	63.3
Grogan	140	67	834	47.9	5.95	4	2.9	13	9.3	41t	8/77	37.6
Eason	43	28	249	65.1	5.79	0	0.0	2	4.7	26	2/12	61.1
Ramsey	27	12	100	44.4	3.70	0	0.0	3	11.1	23	2/6	15.0
Patriots	**389**	**199**	**2333**	**51.2**	**5.99**	**12**	**3.1**	**28**	**7.2**	**80t**	**23/160**	**50.0**
Opponents	**436**	**234**	**2801**	**53.7**	**6.42**	**13**	**2.9**	**20**	**4.6**	**51t**	**29/219**	**64.4**

1989 FINAL STATISTICS (5-11)

HEAD COACH: RAYMOND BERRY • FOURTH IN AFC EAST • HOME STADIUM: SULLIVAN STADIUM

Date	W/L	Score		Opp.	Att.
9/10	W	27-24	at	N.Y. Jets	64,541
9/17	L	10-24		Miami	57,043
9/24	L	3-24		Seattle	48,025
10/01	L	10-31	at	Buffalo	78,921
10/08	W	23-13		Houston	59,828
10/15	L	15-16	at	Atlanta	39,697
10/22	L	20-37	at	San Francisco*	70,000
10/29	W	23-20	at	Indianapolis OT	59,356
11/05	L	26-27		N.Y. Jets	53,366
11/12	L	24-28		New Orleans	47,680
11/19	W	33-24		Buffalo	49,663
11/26	L	21-24	at	L.A. Raiders	38,747
12/03	W	22-16		Indianapolis	32,234
12/10	L	10-31	at	Miami	55,913
12/17	L	10-28	at	Pittsburgh	26,594
12/24	L	20-24		L.A. Rams	37,940

*Game played at Stanford Stadium.

TEAM STATISTICS	PATS	OPP
TOTAL FIRST DOWNS	**335**	**297**
By Rushing	114	110
By Passing	87	176
By Penalty	34	11
Third Down: Md/Att.	92/240	72/199
Third Down: Eff.	38.3	36.2
Fourth Down: Md/Att.	10/29	5/12
Fourth Down: Eff.	34.5	41.7
TOTAL NET YARDS	**5456**	**5644**
Avg. per Game	341.0	352.8
Total Offensive Plays	1129	975
Avg. per Play	4.8	5.8
NET YARDS RUSHING	**1749**	**1978**
Total Rushing Plays	485	495
Avg. per Rush	3.6	4.0
Avg. per Game	109.3	123.6
NET YARDS PASSING	**3707**	**3666**
Avg. per Game	231.7	229.1
Sacked/Yards Lost	34/265	31/239
Gross Yards Passing	3972	3905
Att./Completions	610/302	449/259
Completion Pct.	49.5	57.7
Had Intercepted	27	16
PUNTS/AVERAGE	**64/37.4**	**81/42.1**
NET PUNTING AVG.	**31.3**	**35.2**
PENALTIES/YARDS	**63/509**	**111/954**
FUMBLES/BALLS LOST	**26/12**	**22/12**
TOUCHDOWNS	**30**	**48**
Rushing	12	19
Passing	17	27
Returns	1	2

SCORE BY PERIODS	1	2	3	4	OT	TOTAL
Patriots	**47**	**66**	**71**	**110**	**3**	**297**
Opponents	**82**	**144**	**58**	**107**	**0**	**391**

SCORING	TD	Ru	Pa	Rt	PAT	FG	S	TP
Davis	0	0	0	0	13/16	16/23	0	61
Staurovsky	0	0	0	0	14/14	14/17	0	56
Stephens	7	7	0	0			0	42
C. Jones	6	0	6	0			0	36
Dykes	5	0	5	0			0	30
Fryar	3	0	3	0			0	18
Morgan	3	0	3	0			0	18
Perryman	2	2	0	0			0	12
Allen	1	1	0	0			0	6
Dupard	1	1	0	0			0	6
Egu	1	1	0	0			0	6
Hurst	1	0	0	1			0	6
Patriots	**30**	**12**	**17**	**1**	**27/30**	**30/40**	**0**	**297**
Opponents	**48**	**19**	**27**	**2**	**46/48**	**19/26**	**0**	**391**

RUSHING	NO	YDS	AVG	LG	TD
Stephens	244	833	3.4	35t	7
Perryman	150	562	3.7	18	2
Flutie	16	87	5.4	22	0
Dupard	25	63	2.5	10	1
Allen	11	51	4.6	18	1
Wilson	7	42	6.0	11	0
Tatupu	11	38	3.5	20	0
Egu	3	20	6.7	15t	1
Martin	2	20	10.0	13	0
Grogan	9	19	2.1	7	0
Fryar	2	15	7.5	11	0
C. Jones	1	3	3.0	3	0
Eason	2	-2	-1.0	0	0
Wonsley	2	-2	-1.0	0	0
Patriots	**485**	**1749**	**3.6**	**35t**	**12**
Opponents	**495**	**1978**	**4.0**	**58t**	**19**

RECEIVING	NO	YDS	AVG	LG	TD
Sievers	54	615	11.4	46	0
Dykes	49	795	16.2	42	5
C. Jones	48	670	14.0	65t	6
Fryar	29	537	18.5	52	3
Perryman	29	195	6.7	16	0
Morgan	28	486	17.4	55t	3
Stephens	21	207	9.9	37	0
Martin	13	229	17.6	37	0
Dawson	12	101	8.4	17	0
Tatupu	10	54	5.4	11	0
Dupard	6	70	11.7	45	0
Cook	3	13	4.3	5	0
Patriots	**302**	**3972**	**13.2**	**65t**	**17**
Opponents	**259**	**3905**	**15.1**	**74t**	**27**

INTERCEPTIONS	NO	YDS	AVG	LG	TD
Hurst	5	31	6.2	16t	1
James	2	50	25.0	28	0
Marion	2	19	9.5	18	0
McSwain	1	18	18.0	18	0
Feggins	1	4	4.0	4	0
Coleman	1	1	1.0	1	0
Clayborn	1	0	0.0	0	0
Rembert	1	0	0.0	0	0
Brown	1	-1	-1.0	-1	0
McGrew	1	-4	-4	-4	0
Patriots	**16**	**118**	**19.7**	**28**	**1**
Opponents	**27**	**338**	**12.5**	**55**	**2**

PUNTING	NO	YDS	AVG	NET	TB	IN20	LG	BLK
Feagles	63	2392	38.0	31.3	2	13	64	1
Patriots	**64**	**2392**	**37.4**	**31.3**	**2**	**13**	**64**	**1**
Opponents	**81**	**3413**	**42.1**	**35.2**	**9**	**15**	**76**	**0**

PUNT RETURNS	NO	FC	YDS	AVG	LG	TD
Martin	19	2	164	8.6	28	0
Tucker	13	1	102	7.8	25	0
Fryar	12	1	107	8.9	20	0
Hurst	1	0	6	6.0	6	0
Taylor	0	2	0	0.0	0	0
Patriots	**45**	**6**	**379**	**8.4**	**28**	**0**
Opponents	**38**	**6**	**346**	**9.1**	**17**	**0**

KICK RETURNS	NO	YDS	AVG	LG	TD
Martin	24	584	24.3	38	0
Tucker	13	270	20.8	37	0
Rice	11	242	22.0	46	0
Allen	6	124	20.7	29	0
Taylor	3	52	17.3	22	0
Wonsley	3	69	23.0	40	0
Egu	2	26	13.0	22	0
Hodge	2	19	9.5	11	0
Timpson	2	13	6.5	13	0
Fryar	1	47	47.0	47	0
Rehder	1	14	14.0	14	0
Tatupu	1	2	2.0	2	0
Patriots	**69**	**1462**	**21.2**	**47**	**0**
Opponents	**61**	**1199**	**19.7**	**60**	**0**

SACKS: B. Williams 8.0, Jeter 7.0, McGrew 4.5, Brown 4.0, Sims 3.0, Rembert 2.5, Goad 1.0, Team 1.0. Patriots 31.0, Opponents 34.0.

FIELD GOALS	1-19	20-29	30-39	40-49	50+
Davis	0/0	3/3	6/9	5/9	2/2
Staurovsky	0/0	4/4	5/7	4/5	1/1
Patriots	**0/0**	**7/7**	**11/16**	**9/14**	**3/3**
Opponents	**3/3**	**6/7**	**8/10**	**2/4**	**0/2**

Davis: () (40WR,28G) (35G) (35G,37WL) (30G, 45S,34G,43G) (52G,32G,32G) (49G,21G) (47G, 38WR,48G,46WR,51G) (47G,43WR,26G,39S).

Staurovsky: (44G) (34G,24G,34G,38G) () (40WR,44G,37G,34S,24G,50G,23G) (36G) (20G,37NG) (44G,48G).

OPPONENTS: (40G) (31G) (23G) (36G) (46G,22G) (30G,30G,40W,22G) (33B,23G,45B) (32G,39G) (18G,23G) () (24WR,31G) (45WL,32G) (18) (23) () (19G, 50S,50WL).

STARTERS:

OFFENSE: WR Stanley Morgan (10), Hart Lee Dykes (6); LT Danny Villa (13), David Viaene (3); LG Sean Farrell (15), D. Villa (1); C Mike Baab (16); RG Paul Fairchild (15), D. Villa (1); RT Bruce Armstrong (16); TE Lin Dawson (13), Eric Sievers (3); WR Cedric Jones (11), Irving Fryar (4), Sammy Martin (1); QB Steve Grogan (6), Tony Eason (3), Marc Wilson (3), Doug Flutie (3); RB John Stephens (12), Reggie Dupard (2); FB Robert Perryman (14); 3rd WR I. Fryar (1), C. Jones (1); 2nd TE E. Sievers (2).

DEFENSE: LE Ken Sims (15), Milford Hodge (1); NT Tim Goad (16); RE Brent Williams (16); LOLB Johnny Rembert (8), Jim Jordan (4) Vincent Brown (2), Bruce Scholtz (2); LILB Ed Reynolds (16) RILB V. Brown (8), J. Rembert (8); ROLB Lawrence McGrew (16); LCB Maurice Hurst (14), Rod McSwain (2); RCB Raymond Clayborn (14), R. McSwain (2); SS Roland James (14), Jim Bowman (2); FS Fred Marion (16).

1989 Coaching Staff: Don Blackmon, Linebackers, Jim Carr, Defensive Backfield, Bobby Grier, Offensive Backfield, Ray Hamilton, Asst. Defensive Line, Harold Jackson, Receivers, Eddie Khayat, Defensive Line, Guy Morriss, Asst. Offensive Line, John Polonchek, QBs/Special Asst. to Head Coach, Keith Rowan, Special Teams, Don Shinnick, Linebackers, Jerry Simmons, Strength/Conditioning, Richard Wood, Receivers.

Pro Bowl (1): LB Johnny Rembert (2).

PASSING	ATT	CMP	YARDS	CMP%	YDS/ATT	TD	TD%	INT	INT%	LG	SK/YDS	RATING
Grogan	261	133	1697	51.0	6.50	9	3.4	14	5.4	55t	8/64	60.8
Wilson	150	75	1006	50.0	6.71	3	2.0	5	3.3	65t	10/71	64.5
Eason	105	57	761	54.3	7.25	3	2.9	4	3.8	45	10/78	71.2
Flutie	91	36	493	39.6	5.42	2	2.2	4	4.4	36	6/52	46.6
Feagles	2	0	0	0.0	0.0	0	0.0	0	0.0	0	0/0	39.6
Tatupu	1	1	15	100.0	15.00	0	0.0	0	0.0	15	0/0	147.9
Patriots	**610**	**302**	**3972**	**49.5**	**6.51**	**17**	**2.8**	**27**	**4.4**	**65t**	**34/265**	**61.3**
Opponents	**449**	**259**	**3905**	**57.7**	**8.70**	**27**	**6.0**	**16**	**3.6**	**74t**	**31/239**	**91.6**

1990 FINAL STATISTICS (1-15)

HEAD COACH: ROD RUST • FIFTH IN AFC EAST • HOME STADIUM: FOXBORO STADIUM

Date	W/L	Score		Opp.	Att.
9/09	L	24-27		Miami	45,305
9/16	W	16-14	at	Indianapolis	49,256
9/23	L	7-41	at	Cincinnati	56,470
9/30	L	13-37		N.Y. Jets	36,724
10/07	L	20-33		Seattle	39,735
10/14				BYE WEEK	
10/18	L	10-17	at	Miami	62,630
10/28	L	10-27		Buffalo	51,959
11/04	L	20-48	at	Philadelphia	65,514
11/11	L	10-13		Indianapolis	28,924
11/18	L	0-14	at	Buffalo	74,720
11/25	L	14-34	at	Phoenix	30,110
12/02	L	7-37		Kansas City	26,280
12/09	L	3-24	at	Pittsburgh	48,354
12/15	L	10-25		Washington	22,286
12/23	L	7-42	at	N.Y. Jets	30,250
12/30	L	10-13		N.Y. Giants	60,410

TEAM STATISTICS	PATS	OPP
TOTAL FIRST DOWNS	**239**	**307**
By Rushing	65	151
By Passing	156	139
By Penalty	18	17
Third Down: Md/Att.	86/227	84/192
Third Down: Eff.	37.9	43.8
Fourth Down: Md/Att.	2/12	7/13
Fourth Down: Eff.	16.7	53.8
POSSESSION AVG.	**28:21**	**31:39**
TOTAL NET YARDS	**4163**	**5697**
Avg. per Game	260.2	356.1
Total Offensive Plays	955	972
Avg. per Play	4.4	5.9
NET YARDS RUSHING	**1398**	**2676**
Total Rushing Plays	383	565
Avg. per Game	87.4	167.3
NET YARDS PASSING	**2765**	**3021**
Avg. per Game	172.8	188.8
Sacked/Yards Lost	58/443	33/224
Gross Yards Passing	3208	3245
Att./Completions	514/274	374/218
Completion Pct.	53.3	58.3
Had Intercepted	20	14
PUNTS/AVERAGE	**92/40.8**	**56/40.8**
NET PUNTING AVG.	**33.6**	**36.6**
PENALTIES/YARDS	**99/742**	**73/488**
FUMBLES/BALLS LOST	**33/16**	**25/18**
TOUCHDOWNS	**19**	**52**
Rushing	4	29
Passing	4	21
Returns	1	2

SCORE BY PERIODS	1	2	3	4	OT	TOTAL
Patriots	**30**	**81**	**30**	**40**	**0**	**181**
Opponents	**120**	**128**	**88**	**110**	**0**	**446**

SCORING	TD	Ru	Pa	Rt	PAT	FG	S	TP
Staurovsky	0	0	0	0	19/19	16/22	0	67
Cook	5	0	5	0			0	30
Fryar	4	0	4	0			0	24
Stephens	3	2	1	0			0	18
Dykes	2	0	2	0			0	12
Adams	1	0	1	0			0	6
Allen	1	1	0	0			0	6
Martin	1	0	1	0			0	6
Perryman	1	1	0	0			0	6
B. Williams	1	0	0	1			0	6
Patriots	**19**	**4**	**14**	**1**	**19/19**	**16/22**	**0**	**181**
Opponents	**54**	**29**	**21**	**2**	**51/52**	**27/31**	**1**	**446**

RUSHING	NO	YDS	AVG	LG	TD
Stephens	212	808	3.8	26	2
Allen	63	237	3.8	29	1
Adams	28	111	4.0	13	0
Perryman	32	97	3.0	13	1
Hodson	12	79	6.6	23	0
Tatupu	16	56	3.5	15	0
Overton	5	8	1.6	6	0
Wilson	5	7	1.4	6	0
Morris	2	4	2.0	3	0
Gannon	1	0	0.0	0	0
Hansen	1	0	0.0	0	0
Fryar	2	-4	-2.0	-1	0
Grogan	4	-5	-1.3	0	0
Patriots	**383**	**1398**	**3.7**	**29**	**4**
Opponents	**565**	**2676**	**4.7**	**80t**	**29**

RECEIVING	NO	YDS	AVG	LG	TD
Fryar	54	856	15.9	56	4
Cook	51	455	8.9	35t	5
Dykes	34	549	16.1	35t	2
Stephens	28	196	7.0	43	1
McMurtry	22	240	10.9	26	0
Jones	21	301	14.3	26	0
Adams	16	146	9.1	28	1
Perryman	15	88	5.9	15	0
Sievers	8	77	9.6	25	0
Mowatt	6	67	11.2	16	0
Allen	6	48	8.0	19	0
Timpson	5	91	18.2	42	0
Martin	4	65	16.3	19t	1
Overton	2	19	9.5	15	0
Tatupu	2	10	5.0	6	0
Patriots	**274**	**3208**	**11.7**	**56**	**14**
Opponents	**218**	**3245**	**14.9**	**86t**	**21**

INTERCEPTIONS	NO	YDS	AVG	LG	TD
Lippett	4	94	23.5	73	0
Hurst	4	61	15.3	36	0
Marion	4	17	4.3	16	0
Rembert	2	22	11.0	11	0
Patriots	**14**	**194**	**13.9**	**73**	**0**
Opponents	**20**	**143**	**7.2**	**42**	**0**

PUNTING	NO	YDS	AVG	NET	TB	IN20	LG	BLK
Hansen	90	3752	41.7	33.6	8	18	69	2
Patriots	**92**	**3752**	**40.8**	**33.6**	**8**	**18**	**69**	**2**
Opponents	**56**	**2282**	**40.8**	**36.6**	**5**	**17**	**70**	**1**

PUNT RETURNS	NO	YDS	AVG	LG	TD
Martin	25	515	20.6	38	0
Allen	11	168	15.3	34	0
Morris	11	202	18.4	22	0
Robinson	11	211	19.2	27	0
Overton	10	188	18.8	23	0
Timpson	3	62	20.7	26	0
P.Coleman	2	18	9.0	12	0
Jones	2	24	12.0	13	0
Adams	1	7	7.0	7	0
McSwain	1	0	0.0	0	0
Patriots	**77**	**1395**	**18.1**	**38**	**0**
Opponents	**38**	**665**	**17.5**	**38**	**0**

KICK RETURNS	NO	YDS	AVG	LG	TD
Martin	25	515	20.6	38	0
Allen	11	168	15.3	34	0
Morris	11	202	18.4	22	0
Robinson	11	211	19.2	27	0
Overton	10	188	18.8	23	0
Timpson	3	62	20.7	26	0
P.Coleman	2	18	9.0	12	0
Jones	2	24	12.0	13	0
Adams	1	7	7.0	7	0
McSwain	1	0	0.0	0	0
Patriots	**77**	**1395**	**18.1**	**38**	**0**
Opponents	**38**	**665**	**17.5**	**38**	**0**

SACKS: Williams, B. 6.0, Tippett 3.5, Hobby 3.0, Singleton, 3.0, Agnew 2.5, Brown 2.5, Goad 2.5, McSwain 2.0, Veris 2.0, Williams, E. 2.0, Smith 1.5, Rembert 1.0, Reynolds 1.0, Gannon 0.5. Patriots 33.0, Opponents 58.0.

FIELD GOALS	1-19	20-29	30-39	40-49	50+
Staurovsky	1/1	3/3	3/3	8/11	1/4
Patriots	**1/1**	**3/3**	**3/3**	**8/11**	**1/4**
Opponents	**4/4**	**6/6**	**9/10**	**6/7**	**2/4**

Staurovsky: (42G,57S) (49WL,39G,27G,25G) () (46G, 40G) (53G,48G) (41G,52NG) (32G) (39G,49NG,44G) (29G) () () (49G) (42G) (50WL) (19G,42WL).

OPPONENTS: (31G,37G) () (46G,23G) (24G,18G,46G) (31G,19G,55WR) (47G) (35G,35G) (27G,34G) (54G,38G) (30WL) (50NG,29G,50G) (19G,32G,45G) (42G) (19G,38G,26G) ( ) (44G,41WL,27G).

STARTERS:

OFFENSE: WR Irving Fryar (15), Cedric Jones (1); LT Bruce Armstrong (16); LG Chris Gambol (14), David Douglas (2); C Danny Villa (8), Gene Chilton (3), D. Douglas (3), Paul Fairchild (2); RG Damian Johnson (16); RT D. Villa (8), David Viaene (4), Stan Clayton (3), C. Gambol (1); TE Marv Cook (16); WR Hart Lee Dykes (10), Greg McMurtry (5), C. Jones (1); QB Tommy Hodson (6), Marc Wilson (6), Steve Grogan (4); RB John Stephens (14), George Adams (1), Marvin Allen (1); FB Robert Perryman (7), G. Adams (6), M. Allen (2), 2nd TE Eric Sievers (1).

DEFENSE: LE Brent Williams (15), Marion Hobby (1); NT Tim Goad (16), RE Ray Agnew (9), M. Hobby (3), Garin Veris (2), Chris Gannon (2); LOLB Andre Tippett (7), Vincent Brown (6), Chris Singleton (1), Richard Tardits (1), Ed Williams (1); LILB Richard Harvey (8), Johnny Rembert (5), V. Brown (3); RILB E. Reynolds (12), V. Brown (2), B. Williams (1), M. Hobby (1); ROLB A. Tippett (6), V. Brown (3), C. Singleton (3), E. Williams (2), R. Harvey (1), Ilia Jarostchuk (1); LCB Ronnie Lippett (16); RCB Maurice Hurst (16); Rod McSwain (12), Roland James (4); FS Fred Marion (16).

1990 Coaching Staff: Don Blackmon, Linebackers, Steve Crosby, Special Teams/Tight Ends, Bobby Grier, Offensive Backfield, Rod Humenuik, Offensive Line, Dale Lindsey, Defensive Line, Steve Nelson, Linebackers, John Polonchek, QBs/Special Asst. to Head Coach, Jimmy Raye, Offensive Coordinator/ Quarterbacks, Jerry Simmons, Strength/ Conditioning, Charlie Sumner, Defensive Coordinator/ Secondary, Richard Wood, Receivers.

Pro Bowl (1): T Bruce Armstrong (1).

PASSING	ATT	CMP	YARDS	CMP%	YDS/ATT	TD	TD%	INT	INT%	LG	SK/YDS	RATING
Wilson	265	139	1625	52.5	6.13	6	2.3	11	4.2	36t	29/228	61.6
Hodson	156	85	968	54.5	6.21	4	2.6	5	3.2	56	20/147	68.5
Grogan	92	50	615	54.3	6.68	4	4.3	3	3.3	48	9/68	76.1
Stephens	1	0	0	0.0	0.00	0	0.0	1	100.0	0	0/0	0.0
Patriots	**514**	**274**	**3208**	**53.3**	**6.24**	**14**	**2.7**	**20**	**3.9**	**56**	**58/443**	**65.4**
Opponents	**374**	**218**	**3245**	**58.3**	**8.68**	**21**	**5.6**	**14**	**3.7**	**86t**	**33/224**	**89.9**

1991 FINAL STATISTICS (6-10)

HEAD COACH: DICK MACPHERSON • FOURTH IN AFC EAST • HOME STADIUM: FOXBORO STADIUM

Date	W/L	Score		Opp.	Att.
9/01	W	16-7	at	Indianapolis	49,961
9/08	L	0-20		Cleveland	35,377
9/15	L	6-20	at	Pittsburgh	53,703
9/22	W	24-20		Houston	30,702
9/29	L	10-24	at	Phoenix	26,043
10/06	L	10-20		Miami	49,749
10/13				BYE WEEK	
10/20	W	26-23		Minnesota OT	45,367
10/27	L	6-9		Denver	43,994
11/03	L	17-22	at	Buffalo	78,278
11/10	L	20-30	at	Miami	56,065
11/17	L	21-28		N.Y. Jets	30,743
11/24	W	16-13		Buffalo	47,053
12/01	L	3-20	at	Denver	67,116
12/08	W	23-17		Indianapolis OT	20,131
12/15	W	6-3	at	N.Y. Jets	55,689
12/22	L	7-29	at	Cincinnati	46,394

TEAM STATISTICS	PATS	OPP
TOTAL FIRST DOWNS	**259**	**312**
By Rushing	93	94
By Passing	155	199
By Penalty	11	19
Third Down: Md/Att.	72/213	95/228
Third Down: Eff.	33.8	41.7
Fourth Down: Md/Att.	6/13	4/14
Fourth Down: Eff.	46.2	28.6
POSSESSION AVG.	**29:27**	**30:33**
TOTAL NET YARDS	**4473**	**5431**
Avg. per Game	279.6	339.4
Total Offensive Plays	977	1050
Avg. per Play	4.4	5.9
NET YARDS RUSHING	**1467**	**1579**
Total Rushing Plays	433	460
Avg. per Game	91.7	98.7
NET YARDS PASSING	**3006**	**3852**
Avg. per Game	187.9	240.8
Sacked/Yards Lost	63/436	25/183
Gross Yards Passing	3442	4035
Att./Completions	481/284	565/335
Completion Pct.	59.0	59.3
Had Intercepted	22	12
PUNTS/AVERAGE	**82/39.0**	**69/42.2**
NET PUNTING AVG.	**34.6**	**36.2**
PENALTIES/YARDS	**97/667**	**83/608**
FUMBLES/BALLS LOST	**34/20**	**31/19**
TOUCHDOWNS	**22**	**31**
Rushing	9	5
Passing	11	25
Returns	2	1

SCORE BY PERIODS	1	2	3	4	OT	TOTAL
Patriots	**40**	**55**	**23**	**84**	**9**	**211**
Opponents	**53**	**122**	**32**	**98**	**0**	**305**

SCORING	TD	Ru	Pa	Rt	PAT	FG	S	TP
Stauvovsky	0	0	0	0	10/11	13/19	0	49
Baumann	0	0	0	0	9/10	7/10	0	30
Russell	4	4	0	0			0	24
Cook	3	0	3	0			0	18
Fryar	3	0	3	0			0	18
Vaughn	3	2	0	1			0	18
McMurtry	2	0	2	0			0	12
Stephens	2	2	0	0			0	12
Timpson	2	0	2	0			0	12
Childress	1	0	0	1			0	6
Coates	1	0	1	0			0	6
Millen	1	1	0	0			0	6
Patriots	**22**	**9**	**11**	**2**	**19/21**	**20/29**	**0**	**211**
Opponents	**31**	**5**	**25**	**1**	**30/31**	**29/42**	**1**	**305**

RUSHING	NO	YDS	AVG	LG	TD
Russell	266	959	3.6	24	4
Stephens	63	163	2.6	13	2
Vaughn	31	146	4.7	23	2
Millen	31	92	3.0	14	1
Hunter	18	53	2.9	9	0
Allen	13	50	3.8	11	0
Fryar	2	11	5.5	9	0
Adams	2	3	1.5	2	0
Chilton	1	0	0.0	0	0
Hodson	4	0	0.0	0	0
Timpson	1	-4	-4.0	-4	0
Coates	1	-6	-6.0	-6	0
Patriots	**383**	**1398**	**3.7**	**29**	**4**
Opponents	**460**	**1598**	**3.4**	**37**	**5**

RECEIVING	NO	YDS	AVG	LG	TD
Cook	82	808	9.9	49	3
Fryar	68	1,014	14.9	56t	3
McMurtry	41	614	15. 0	40	2
Timpson	25	471	18.8	60t	2
Russell	18	81	4.5	18	0
Stephens	16	119	7.4	24	0
Hunter	11	97	8.8	25	0
Coates	10	95	9.5	17	1
Vaughn	9	89	9.9	32	0
Carpenter	3	45	15.0	23	0
Allen	1	9	9.0	9	0
Patriots	**284**	**3442**	**12.1**	**60t**	**11**
Opponents	**335**	**4035**	**12.0**	**65t**	**25**

INTERCEPTIONS	NO	YDS	AVG	LG	TD
Hurst	3	21	7.0	21	0
Marion	2	33	16.5	33	0
Lippett	2	27	13.5	27	0
Henderson	2	2	1.0	2	0
Washington	2	0	0.0	0	0
Tippett	1	10	10.0	10	0
Patriots	**12**	**93**	**7.8**	**33**	**0**
Opponents	**22**	**154**	**7.0**	**27**	**0**

PUNTING	NO	YDS	AVG	NET	TB	IN20	LG	BLK
McCarthy	66	2650	40.2	35.7	3	17	93	2
Wagner	14	548	39.1	29.1	0	0	54	0
Patriots	**82**	**3198**	**39.0**	**34.6**	**3**	**17**	**93**	**2**
Opponents	**69**	**2909**	**42.2**	**36.2**	**10**	**16**	**71**	**0**

PUNT RETURNS	NO	FC	YDS	AVG	LG	TD
Henderson	27	10	201	7.4	39	0
Fryar	2	4	10	5.0	10	0
Pool	1	0	0	0.0	0	0
Zackery	1	0	0	0.0	0	0
Patriots	**31**	**14**	**211**	**6.8**	**39**	**0**
Opponents	**37**	**20**	**303**	**8.2**	**40**	**1**

KICK RETURNS	NO	YDS	AVG	LG	TD
Vaughn	34	717	21.1	99t	1
Allen	8	161	20.1	31	0
Martin	8	178	22.3	26	0
Hobby	2	0	0.0	0	0
Timpson	2	37	18.5	21	0
Coates	1	6	6.0	6	0
Rakoczy	1	9	9.0	9	0
Rembert	0	0	0.0	0	0
Patriots	**56**	**1108**	**19.8**	**99t**	**1**
Opponents	**51**	**850**	**16.7**	**49**	**0**

SACKS: Tippett 8.5, Veris 4.0, B. Williams 3.5, Brown 3.0, Agnew 2.0, Hobby 2.0, Howard 1.0, Singleton 1.0. Patriots, 25.0, Opponents, 63.0.

FIELD GOALS	1-19	20-29	30-39	40-49	50+
Staurovsky	1/1	2/3	9/12	1/3	0/0
Baumann	0/0	2/2	1/3	4/4	0/1
Patriots	**1/1**	**4/5**	**10/15**	**5/7**	**0/1**
Opponents	**2/2**	**12/14**	**7/7**	**8/17**	**0/2**

Staurovsky: (35G,39G,36G) () (45N,33G,28G) (33G) (38N,39G) (37G) (38G,36N,42G) (20G,17G,25N) (46N,36G,35N).

Baumann: (44G,37G) (39N) (51B,46G,32N) (23G) (24G) (45G,41G) ( ).

OPPONENTS: (44WL,52WR,42WL,48B) (30G,32G) (49G,32G) (28G,38G) (42N,47G) (47G,58N,25G) (23G,32G,47N,23G) (35G,18G,47N,34G) (19G,47N,21G,42G) (21G,42G,49N,44G) () (23G,29G) (20G,24G) (43N,40G)(23N,23G,27N) (49G,25G).

STARTERS:

OFFENSE: WR Irving Fryar (15), Rob Carpenter (1); LT Bruce Armstrong (16); LG Elbert Crawford (16); C Gene Chilton (16); RG Danny Villa (10), Jon Melander (3), Gregg Rakoczy (2), Freddie Childress (1); RT Pat Harlow (16); TE Marv Cook (16); WR Greg McMurtry (12), Michael Timpson (2), Jon Vaughn (1); QB Hugh Millen (13), Tommy Hodson (3); RB Leonard Russell (15), John Stephens (1); FB Ivy Joe Hunter (11), J. Stephens (2); George Adams (1), J. Vaughn (1); 2nd TE Ben Coates (2).

DEFENSE: LE Ray Agnew (9), Garin Veris (3), Brent Williams (3), Marion Hobby (1); NT Tim Goad (15), Fred Smerlas (1); RE B. Williams (13), R. Agnew (1), Sean Smith (1), G. Veris (1); LOLB Andre Tippett (16); LILB Eugene Lockhart (13), RILB Vincent Brown (16); ROLB Chris Singleton (11), David Howard (5); LCB Ronnie Lippett (13), Tim Gordon (1), Jerome Henderson (1), Mickey Washington (1); RCB Maurice Hurst (14), M. Washington (2); SS Harry Colon, T. Gordon (1), M. Washington (1); FS Fred Marion (11), T. Gordon (5); 5th DB David Pool (3).

1991 Coaching Staff: Joel Collier Asst. Running Backs/Receivers, Joe Collier, Defensive Coordinator, Dick Coury, Offensive Coordinator, Ivan Fears, Wide Receivers, Norm Gerber, Inside Linebackers, Bobby Grier, Offensive Backfield, Rod Humenuik, Offensive Line, Stan Jones, Defensive Line, Myrel Moore, Outside Linebackers, Dante Scarnecchia, Special Teams/TE's , Dave Uyrus, Asst. Special Teams/Defensive Line, Charlie West, Defensive Backs.

Pro Bowl (2): T Bruce Armstrong (2), TE Marv Cook (1).

PASSING	ATT	CMP	YARDS	CMP%	YDS/ATT	TD	TD%	INT	INT%	LG	SK/YDS	RATING
Millen	409	246	3073	60.1	7.51	9	2.2	18	4.4	60t	54/379	72.5
Hodson	68	36	345	52.9	5.07	1	1.5	4	5.9	32	9/57	47.7
Vaughn	2	1	13	50.0	6.50	1	50.0	0	0.0	13t	0/0	110.4
Fryar	1	0	0	0.0	0.00	0	0	0	0	0	0/0	39.6
McCarthy	1	1	11	100.0	11.0	0	0.0	0	0.0	11	0/0	112.5
Patriots	**481**	**284**	**3442**	**59.0**	**7.16**	**11**	**2.3**	**22**	**4.6**	**60t**	**63/436**	**69.7**
Opponents	**565**	**335**	**4035**	**59.3**	**7.14**	**25**	**4.4**	**12**	**2.1**	**65t**	**25/183**	**87.1**

1992 FINAL STATISTICS (2-14)

HEAD COACH: DICK MACPHERSON • FIFTH IN AFC EAST • HOME STADIUM: FOXBORO STADIUM

Date	W/L	Score		Opp.	Att.
9/06				BYE WEEK	
9/13	L	0-14	at	L.A. Rams	40,402
9/20	L	6-10		Seattle	42,327
9/27	L	7-41		Buffalo	52,527
10/4	L	21-30	at	N.Y. Jets	60,108
10/11	L	12-24		San Francisco	54,126
10/18	L	17-38	at	Miami	57,282
10/25	L	17-19		Cleveland	32,219
11/01	L	7-16	at	Buffalo	78,268
11/08	L	14-31		New Orleans	45,413
11/15	W	37-34	at	Indianapolis OT	42,631
11/22	W	24-3		N.Y. Jets	27,642
11/29	L	0-34	at	Atlanta	54,494
12/06	L	0-6		Indianapolis	19,429
12/13	L	20-27	at	Kansas City	52,208
12/20	L	10-20	at	Cincinnati	45,355
12/27	L	13-16		Miami OT	34,726

TEAM STATISTICS	PATS	OPP
TOTAL FIRST DOWNS	**215**	**292**
By Rushing	71	112
By Passing	130	149
By Penalty	14	31
Third Down: Md/Att.	72/223	77/214
Third Down: Eff.	32.3	36.0
Fourth Down: Md/Att.	8/19	6/15
Fourth Down: Eff.	42.1	40.0
POSSESSION AVG.	**28:28**	**31:32**
TOTAL NET YARDS	**3584**	**5048**
Avg. per Game	224.0	315.5
Total Offensive Plays	928	1000
Avg. per Play	3.9	5.0
NET YARDS RUSHING	**1550**	**1951**
Total Rushing Plays	419	521
Avg. per Game	96.6	121.9
NET YARDS PASSING	**2034**	**3097**
Avg. per Game	127.1	193.6
Sacked/Yards Lost	65/458	20/114
Gross Yards Passing	2492	3211
Att./Completions	444/244	459/258
Completion Pct.	55.0	56.2
Had Intercepted	19	14
PUNTS/AVERAGE	**103/40.9**	**75/40.6**
NET PUNTING AVG.	**35.4**	**35.3**
PENALTIES/YARDS	**111/1051**	**90/673**
FUMBLES/BALLS LOST	**43/26**	**30/15**
TOUCHDOWNS	**25**	**40**
Rushing	6	15
Passing	13	22
Returns	6	3

SCORE BY PERIODS	1	2	3	4	OT	TOTAL
Patriots	**61**	**51**	**32**	**58**	**3**	**205**
Opponents	**84**	**80**	**88**	**108**	**3**	**363**

SCORING	TD	Ru	Pa	Rt	PAT	FG	S	TP
Baumann	0	0	0	0	22/24	11/17	0	55
Fryar	4	0	4	0			0	24
Coates	3	0	3	0			0	18
Brown	2	0	0	2			0	12
Cook	2	0	2	0			0	12
Russell	2	2	0	0			0	12
Stephens	2	2	0	0			0	12
Turner	2	0	2	0			0	12
Vaughn	2	1	0	1			0	12
Gash	1	1	0	0			0	6
Goad	1	0	0	1			0	6
McMurtry	1	0	1	0			0	6
Pool	1	0	0	1			0	6
Singleton	1	0	0	1			0	6
Timpson	1	0	1	0			0	6
Patriots	**25**	**6**	**13**	**6**	**22/25**	**11/17**	**0**	**205**
Opponents	**40**	**15**	**22**	**3**	**40/40**	**27/41**	**1**	**363**

RUSHING	NO	YDS	AVG	LG	TD
Vaughn	113	451	4.0	36	1
Russell	123	390	3.2	23	2
Stephens	75	277	3.7	19	2
Lockwood	35	162	4.6	23	0
Millen	17	108	6.4	26	0
Zolak	18	71	3.9	19	0
Turner	10	40	4.0	11	0
Carlson	11	32	2.9	7	0
Hodson	5	11	2.2	5	0
Gash	5	7	1.4	4	1
Fryar	1	6	6.0	6	0
McMurtry	2	3	1.5	2	0
Coates	1	2	2.0	2	0
McCarthy	3	-10	-3.3	0	0
Patriots	**419**	**1550**	**3.7**	**36**	**6**
Opponents	**521**	**1951**	**3.7**	**53**	**15**

RECEIVING	NO	YDS	AVG	LG	TD
Fryar	55	791	14.4	54t	4
Cook	52	413	7.9	27	2
McMurtry	35	424	12.1	65t	1
Timpson	26	315	12.1	25	1
Stephens	21	161	7.7	32	0
Coates	20	171	8.6	22t	3
Vaughn	13	84	6.5	28	0
Russell	11	24	2.2	12	0
Turner	7	52	7.4	19t	2
Stanley	3	63	21.0	36	0
Hodson	1	-6	-6.0	-6	0
Patriots	**244**	**2492**	**10.2**	**65t**	**13**
Opponents	**258**	**3211**	**12.4**	**56**	**22**

INTERCEPTIONS	NO	YDS	AVG	LG	TD
Henderson	3	43	14.3	34	0
Hurst	3	29	9.7	27	0
Pool	2	54	27.0	41t	1
Robbins	2	27	13.5	20	0
Singleton	1	82	82.0	82t	1
Brown	1	49	49.0	49t	1
Howard	1	1	1.0	1	0
Smith	1	0	0.0	0	0
Patriots	**14**	**285**	**20.4**	**82t**	**3**
Opponents	**19**	**232**	**12.2**	**47**	**0**

PUNTING	NO	YDS	AVG	NET	TB	IN20	LG	BLK
McCarthy	103	4212	40.9	35.4	4	18	61	0
Patriots	**103**	**4212**	**40.9**	**35.4**	**4**	**18**	**61**	**0**
Opponents	**75**	**3045**	**40.6**	**35.3**	**6**	**27**	**59**	**0**

PUNT RETURNS	NO	FC	YDS	AVG	LG	TD
Stanley	28	17	227	8.1	50	0
Timpson	8	2	47	5.9	14	0
Lambert	1	0	0	0.0	0	0
Fryar	0	1	0	0.0	0	0
Patriots	**37**	**20**	**274**	**7.4**	**50**	**0**
Opponents	**59**	**21**	**484**	**8.2**	**53t**	**1**

KICK RETURNS	NO	YDS	AVG	LG	TD
Stanley	29	529	18.2	40	0
Vaughn	20	564	28.2	100t	1
Lockwood	11	233	21.2	36	0
Timpson	2	28	14.0	28	0
Hobby	1	11	11.0	11	0
Turner	1	11	11.0	11	0
Patriots	**64**	**1376**	**21.5**	**100t**	**1**
Opponents	**45**	**749**	**16.6**	**39**	**0**

SACKS: Tippett 7.0, B. Williams 4.0, Goad 2.5, Agnew 1.0, Edwards 1.0, Howard 1.0, Lambert 1.0, Rembert 1.0, Sabb 1.0, Brown 0.5. Patriots 20.0, Opponents 65.0.

FIELD GOALS	1-19	20-29	30-39	40-49	50+
Baumann	2/2	4/4	3/7	2/4	0/0
Patriots	**2/2**	**4/4**	**3/7**	**2/4**	**0/0**
Opponents	**0/0**	**9/10**	**11/16**	**6/12**	**1/3**

Baumann: (38N) () () (39N) (24G,44G) (19G,44B) (30G) () () (36G,44G,18G) (32G) (48N) (37N) (38N) (27G) (25G, 29G).

OPPONENTS: (47N,39N,25N) (25G,33N) (42G,30G) (37G,40G,47G) (51N,36G) (34G) (29G,28G,21G,54N,44N,31N,32G) () (46G) (35N,42N,48G,33G) (27G) (43N,26G,54G) (31N,30G,48G) (30G,26G) (47N,42N,21G,39G) (38G,23G,35G).

STARTERS:

OFFENSE: WR Irving Fryar (14), Michael Timpson (2); LT Bruce Armstrong (8), Pat Harlow (8); LG Reggie Redding (14), Calvin Stephens (1), Larry Williams (1); C Gene Chilton (16); RG L. Williams (8), Eugene Chung (6), Gregg Rakoczy (2); RT P. Harlow (8), E. Chung (8); TE Marv Cook (15), Ben Coates (1); WR Greg McMurtry (15); QB Hugh Millen (7), Scott Zolak (4), Tommy Hodson (3), Jeff Carlson (2); RB Leonard Russell (10), Jon Vaughn (5), John Stephens (1); FB J. Stephens (15), Kevin Turner (1); 3rd TE B. Coates (1).

DEFENSE: LE Ray Agnew (14), Tim Edwards (1), Marion Hobby (1); NT Tim Goad (16); RE Brent Williams (15), M. Hobby (1); LOLB Andre Tippett (13), Dwayne Sabb (2), Vincent Brown (1); LILB V. Brown (12), Johnny Rembert (2), David Howard (1), Eugene Lockhart (1); RILB J. Rembert (8), E. Lockhart (7); ROLB D. Howard (9), Chris Singleton (7); LCB David Pool (14), Jerome Henderson (2); RCB Maurice Hurst (16); SS Tim Gordon (7), Reggie Robbins (6), Roger Brown (2); J. Henderson (1); FS R. Robbins (9), J. Henderson (6), R. Brown (1).

1992 Coaching Staff: Joel Collier, Asst. Running Backs/ Receivers, Joe Collier, Defensive Coordinator, Dick Coury, Offensive Coordinator, Ivan Fears, Wide Receivers, Norm Gerber, Inside Linebackers, Bobby Grier, Offensive Backfield, Rod Humenuik, Offensive Line, Stan Jones, Defensive Line, Myrel Moore, Outside Linebackers, Dante Scarnecchia, Special Teams/TE's , Dave Uyrus, Asst. Special Teams/Defensive Line, Charlie West, Defensive Backs.

Pro Bowl (1): TE Marv Cook (2).

PASSING	ATT	CMP	YARDS	CMP%	YDS/ATT	TD	TD%	INT	INT%	LG	SK/YDS	RATING
Millen	203	124	1203	61.1	5.93	8	3.9	10	4.9	39	33/204	70.3
Zolak	100	52	561	52.0	5.61	2	2.0	4	4.0	65t	17/137	58.8
Hodson	91	50	496	54.9	5.45	2	2.2	2	2.2	54t	12/96	68.8
Carlson	49	18	232	36.7	4.73	1	2.0	3	6.1	40	3/21	33.7
McMurtry	1	0	0	0.0	0.00	0	0.0	0	0.0	0	0/0	39.6
Patriots	**444**	**244**	**2492**	**55.0**	**5.61**	**13**	**2.9**	**19**	**4.3**	**65t**	**65/458**	**63.2**
Opponents	**459**	**258**	**3211**	**56.2**	**7.00**	**22**	**4.8**	**14**	**3.1**	**56**	**20/114**	**81.3**

1993 FINAL STATISTICS (5-11)

HEAD COACH: BILL PARCELLS • FOURTH IN AFC EAST • HOME STADIUM: FOXBORO STADIUM

Date	W/L	Score		Opp.	Att.
9/05	L	14-38	at	Buffalo	79,751
9/12	L	16-19		Detroit OT	54,151
9/19	L	14-17		Seattle	50,392
9/26	L	7-45	at	N.Y. Jets	64,836
10/03				BYE WEEK	
10/10	W	23-21	at	Phoenix	36,115
10/17	L	14-28		Houston	51,037
10/24	L	9-10	at	Seattle	56,526
10/31	L	6-9	at	Indianapolis	46,522
11/07	L	10-13		Buffalo OT	54,326
11/14				BYE Week	
11/21	L	13-17	at	Miami	59,982
11/28	L	0-6		N.Y. Jets	42,810
12/05	L	14-17	at	Pittsburgh	51,358
12/12	W	7-2		Cincinnati	29,794
12/19	W	20-17	at	Cleveland	48,618
12/26	W	38-0		Indianapolis	26,571
1/02	W	33-27		Miami OT	53,883

TEAM STATISTICS	PATS	OPP
TOTAL FIRST DOWNS	**315**	**269**
By Rushing	116	97
By Passing	169	161
By Penalty	30	11
Third Down: Md/Att.	92/237	96/231
Third Down: Eff.	38.8	41.6
Fourth Down: Md/Att.	13/27	5/13
Fourth Down: Eff.	48.1	38.5
POSSESSION AVG.	**29:43**	**30:17**
TOTAL NET YARDS	**5065**	**4796**
Avg. per Game	316.6	299.8
Total Offensive Plays	1091	1013
Avg. per Play	4.6	4.7
NET YARDS RUSHING	**1780**	**1951**
Total Rushing Plays	502	505
Avg. per Game	111.3	121.9
NET YARDS PASSING	**3285**	**2845**
Avg. per Game	205.3	177.8
Sacked/Yards Lost	23/127	34/242
Gross Yards Passing	3412	3087
Att./Completions	566/289	474/280
Completion Pct.	51.1	59.1
Had Intercepted	24	13
PUNTS/AVERAGE	**76/40.7**	**90/41.2**
NET PUNTING AVG.	**34.8**	**34.7**
PENALTIES/YARDS	**65/468**	**111/803**
FUMBLES/BALLS LOST	**30/10**	**20/9**
TOUCHDOWNS	**26**	**32**
Rushing	9	9
Passing	17	20
Returns	0	3

SCORE BY PERIODS	1	2	3	4	OT	TOTAL
Patriots	**33**	**60**	**54**	**85**	**6**	**238**
Opponents	**41**	**103**	**26**	**110**	**6**	**286**

SCORING	TD	Ru	Pa	Rt	PAT	FG	S	TP
Sisson	0	0	0	0	15/15	14/26	0	57
Coates	8	0	8	0			0	48
Russell	7	7	0	0			0	42
Bahr	0	0	0	0	10/10	5/5	0	25
Brisby	2	0	2	0			0	12
Timpson	2	0	2	0			0	12
Turner	2	0	2	0			0	12
Cook	1	0	1	0			0	6
Crittenden	1	0	1	0			0	6
Croom	1	1	0	0			0	6
Gash	1	1	0	0			0	6
McMurtry	1	0	1	0			0	6
Patriots	**26**	**9**	**17**	**0**	**25/25**	**19/31**	**0**	**238**
Opponents	**32**	**9**	**20**	**3**	**32/32**	**20/24**	**1**	**286**

RUSHING	NO	YDS	AVG	LG	TD
Russell	300	1088	3.6	21	7
Turner	50	231	4.6	49	0
Croom	60	198	3.3	22	1
Gash	48	149	3.1	14	1
Bledsoe	32	82	2.6	15	0
Secules	8	33	4.1	13	0
Saxon	2	2	1.0	2	0
Zolak	1	0	0.0	0	0
Crittenden	1	-3	-3.0	-3	0
Patriots	**502**	**1780**	**3.5**	**49**	**9**
Opponents	**505**	**1951**	**3.9**	**57**	**9**

RECEIVING	NO	YDS	AVG	LG	TD
Coates	53	659	12.4	54t	8
Brisby	45	626	13.9	39	2
Timpson	42	654	15.6	48	2
Turner	39	333	8.5	26	2
Russell	26	245	9.4	69	0
McMurtry	22	241	11.0	20	1
Cook	22	154	7.0	17	1
Crittenden	16	293	18.3	44	1
Gash	14	93	6.6	15	0
Croom	8	92	11.5	21	0
T. Brown	2	22	11.0	14	0
Patriots	**289**	**3412**	**11.8**	**82**	**17**
Opponents	**280**	**3087**	**11.0**	**56**	**20**

INTERCEPTIONS	NO	YDS	AVG	LG	TD
Hurst	4	53	13.3	24	0
Wren	3	-7	-2.3	2	0
Barnett	1	40	40.0	40	0
V. Brown	1	24	24.0	24	0
Collins	1	8	8.0	8	0
Thompson	1	4	4.0	4	0
Lambert	1	0	0.0	0	0
Ray	1	0	0.0	0	0
Patriots	**13**	**122**	**9.4**	**40**	**0**
Opponents	**24**	**201**	**8.4**	**34**	**1**

PUNTING	NO	YDS	AVG	NET	TB	IN20	LG	BLK
Saxon	73	3096	42.4	34.8	7	25	59	3
Patriots	**76**	**3096**	**40.7**	**34.8**	**7**	**25**	**59**	**3**
Opponents	**90**	**3709**	**41.2**	**34.7**	**6**	**19**	**58**	**0**

PUNT RETURNS	NO	FC	YDS	AVG	LG	TD
T. Brown	25	9	224	9.0	19	0
Harris	23	4	201	8.7	21	0
Crittenden	2	1	37	18.5	30	0
Smith	1	0	0	0.0	0	0
Patriots	**51**	**14**	**462**	**9.1**	**30**	**0**
Opponents	**34**	**6**	**313**	**9.2**	**47t**	**1**

KICK RETURNS	NO	YDS	AVG	LG	TD
Crittenden	23	478	20.8	44	0
T. Brown	15	243	16.2	29	0
Harris	6	90	15.0	19	0
Sabb	2	0	0.0	0	0
Cook	1	8	8.0	8	0
Coates	0	0	0.0	0	0
Patriots	**47**	**819**	**17.4**	**44**	**0**
Opponents	**44**	**921**	**20.9**	**42**	**0**

SACKS: Slade 9.0, Tippett 8.5, A. Jones 3.5, Pitts 3.0, Sabb 2.0, Williams 2.0, Agnew 1.5, Brown 1.0, Collins 1.0, Hurst 1.0, Thompson 1.0, Goad 0.5. Patriots, 34.0, Opponents, 23.0.

FIELD GOALS	1-19	20-29	30-39	40-49	50+
Sisson	1/1	8/13	3/4	2/6	0/2
Bahr	1/1	1/1	3/3	0/0	0/0
Patriots	**2/2**	**9/14**	**6/7**	**2/6**	**0/2**
Opponents	**0/0**	**12/12**	**7/7**	**1/2**	**0/3**

Sisson: () (26G,21G,32G,28WR) (54S) () (37WL,29G,23G,31G) (42B) (48S,41WR,36G,25G,19G) (40G,45WL,26G) (28WR,27G) (28G,26WL,40G) (54WL,28B) () (27WR).

Bahr: (23G,34G) (19G) (31G,37G).

OPPONENTS: (28G) (52WR,22G,26G,23G, 38G) (52WL,24G) (53WL,42G) () () (30G) (27G,38G,37G) (40WL,27G,32G) (23G) (33G,23G) (35G) () (23G) () (29G,24G).

STARTERS:

OFFENSE: WR Vincent Brisby (12), Ray Crittenden (1); LT Bruce Armstrong (16); LG Eugene Chung (16); C Mike Arthur (12), Bill Lewis (5); RG Rich Baldinger (15), Todd Rucci (1); RT Pat Harlow (16); TE Marv Cook (12), Ben Coates (4); WR Greg McMurtry (8), Michael Timpson (7); QB Drew Bledsoe (12), Scott Secules (4); RB Leonard Russell (15), Corey Croom (1); FB Kevin Turner (9), Sam Gash (4); 2nd TE B. Coates (6); 3rd WR R. Crittenden (1).

DEFENSE: LE Mike Pitts (15), Ray Agnew (1); NT Tim Goad (15); RE John Washington (13), Brent Williams (2); LOLB Andre Tippett (16); LILB Vincent Brown (16); RILB Todd Collins (12), Chris Singleton (4); ROLB Dwayne Sabb (7), Chris Slade (5), Aaron Jones (1); LCB Rod Smith (7), Daryl Wren (5), Reyna Thompson (4); RCB Maurice Hurst (16); SS Corwin Brown (12), Adrian White (4); FS Harlon Barnett (12), Dion Lambert (3), Terry Ray (1).

1993 Coaching Staff: Dave Atkins, Offensive Backs, Romeo Crennel, Defensive Line, Al Groh, Defensive Coordinator/Linebackers, Fred Hoaglin, Offensive Line, Chris Palmer, Wide Receivers, Johnny Parker, Strength/Conditioning, Ray Perkins, Offensive Coordinator, Dante Scarnecchia, Special Assistant, Mike Sweatman, Special Teams, Bob Trott, Defensive Backs, Charlie Weis, Tight Ends.

Pro Bowl (0)

PASSING	ATT	CMP	YARDS	CMP%	YDS/ATT	TD	TD%	INT	INT%	LG	SK/YDS	RATING
Bledsoe	429	214	2494	49.9	5.81	15	3.5	15	3.5	54t	16/99	65.0
Secules	134	75	918	56.0	6.85	2	1.5	9	6.7	82	7/28	54.3
Zolak	2	0	0	0.0	0.00	0	0.0	0	0.0	0	0/0	39.6
Turner	1	0	0	0.0	0.00	0	0.0	0	0.0	0	0/0	39.6
Patriots	**566**	**289**	**3412**	**51.1**	**6.03**	**17**	**3.0**	**24**	**4.2**	**82**	**23/127**	**62.1**
Opponents	**474**	**280**	**3087**	**59.1**	**6.51**	**20**	**4.2**	**13**	**2.7**	**56**	**34/242**	**81.1**

1994 FINAL STATISTICS (10-6)

HEAD COACH: BILL PARCELLS • SECOND IN AFC EAST (WILD CARD QUALIFIER) • HOME STADIUM: FOXBORO STADIUM

Date	W/L	Score		Opp.	Att.
9/04	L	35-39	at	Miami	69,613
9/11	L	35-38		Buffalo	60,274
9/18	W	31-28	at	Cincinnati	46,640
9/25	W	23-17	at	Detroit	59,618
10/02	W	17-16		Green Bay	57,522
10/09	L	17-21		L.A. Raiders	59,889
10/16	L	17-24	at	N.Y. Jets	71,123
10/23				BYE WEEK	
10/30	L	3-23		Miami	59,167
11/06	L	6-13	at	Cleveland	73,878
11/13	W	26-20		Minnesota OT	58,382
11/20	W	23-17		San Diego	59,690
11/27	W	12-10	at	Indianapolis	43,839
12/04	W	24-13		N.Y. Jets	60,138
12/11	W	28-13		Indianapolis	57,656
12/18	W	41-17	at	Buffalo	56,784
12/24	W	13-3	at	Chicago	60,178
AFC PLAYOFFS					
1/01	L	13-20	at	Cleveland	77,452

TEAM STATISTICS	PATS	OPP
TOTAL FIRST DOWNS	**348**	**280**
By Rushing	83	86
By Passing	243	173
By Penalty	22	21
Third Down: Md/Att.	106/257	72/215
Third Down: Eff.	41.2	33.5
Fourth Down: Md/Att.	18/35	6/16
Fourth Down: Eff.	51.4	37.5
POSSESSION AVG.	**32:08**	**27:52**
TOTAL NET YARDS	**5776**	**5207**
Avg. per Game	361.0	325.4
Total Offensive Plays	1199	1006
Avg. per Play	4.8	5.2
NET YARDS RUSHING	**1332**	**1760**
Total Rushing Plays	478	422
Avg. per Game	83.3	110.0
NET YARDS PASSING	**4444**	**3447**
Avg. per Game	277.8	215.4
Sacked/Yards Lost	22/139	39/290
Gross Yards Passing	4583	3737
Att./Completions	699/405	545/298
Completion Pct.	57.9	54.7
Had Intercepted	27	22
PUNTS/AVERAGE	**69/41.2**	**83/40.2**
NET PUNTING AVG.	**35.7**	**34.6**
PENALTIES/YARDS	**78/597**	**111/795**
FUMBLES/BALLS LOST	**28/11**	**34/18**
TOUCHDOWNS	**39**	**36**
Rushing	12	11
Passing	25	21
Returns	2	4

SCORE BY PERIODS	1	2	3	4	OT	TOTAL
Patriots	**46**	**95**	**94**	**110**	**6**	**351**
Opponents	**53**	**133**	**56**	**70**	**0**	**312**

SCORING	TD	Ru	Pa	Rt	PAT	FG	S	TP
Bahr	0	0	0	0	36/36	27/34	0	117
Butts	8	8	0	0			0	48
Coates	7	0	7	0			0	42
Thompson	7	2	5	0			0	42
Brisby	5	0	5	0			0	30
Crittenden	3	0	3	0			0	18
Timpson	3	0	3	0			0	18
Turner	3	1	2	0			0	18
Reynolds	2	0	0	2			0	12
Thomas	1	1	0	0			0	6
O'Neill	0	0	0	0	0/0	0/1	0	0
Patriots	**39**	**12**	**25**	**2**	**36/36**	**27/35**	**0**	**351**
Opponents	**36**	**11**	**21**	**4**	**32/33**	**20/25**	**0**	**312**

2-Pt. Conversions: Patriots 0-2, Opp. 2-3

RUSHING	NO	YDS	AVG	LG	TD
Butts	243	703	2.9	26	8
Thompson	102	312	3.1	13	2
Turner	36	111	3.1	13	1
Gash	30	86	2.9	10	0
Thomas	19	67	3.5	13	1
Bledsoe	44	40	0.9	7	0
Timpson	2	14	7.0	10	0
Coates	1	0	0.0	0	0
Zolak	1	-1	-1.0	-1	0
Patriots	**478**	**1332**	**2.8**	**26**	**12**
Opponents	**422**	**1760**	**4.2**	**52**	**11**

RECEIVING	NO	YDS	AVG	LG	TD
Coates	96	1174	12.2	62t	7
Timpson	74	941	12.7	37	3
Thompson	65	465	7.2	27t	5
Brisby	58	904	15.6	43	5
Turner	52	471	9.1	32	2
Crittenden	28	379	13.5	32	3
Burke	9	86	9.6	17	0
Gash	9	61	6.8	19	0
Butts	9	54	6.0	15	0
Hawkins	2	22	11.0	14	0
Thomas	2	15	7.5	9	0
Harris	1	11	11.0	11	0
Patriots	**405**	**4583**	**11.3**	**62t**	**25**
Opponents	**298**	**3737**	**12.5**	**65t**	**21**

INTERCEPTIONS	NO	YDS	AVG	LG	TD
Hurst	7	68	9.7	24	0
H. Barnett	3	51	17.0	24	0
V. Brown	3	22	7.3	12	0
Guyton	2	18	9.0	15	0
Smith	2	10	5.0	10	0
Sabb	2	6	3.0	5	0
Whigham	1	21	21.0	21	0
Reynolds	1	11	11.0	11t	1
Ray	1	2	2.0	2	0
Patriots	**22**	**209**	**9.5**	**24**	**1**
Opponents	**27**	**252**	**9.3**	**90t**	**2**

PUNTING	NO	YDS	AVG	NET	TB	IN20	LG	BLK
O'Neill	69	2841	41.2	35.7	6	25	67	0
Patriots	**69**	**2841**	**41.2**	**35.7**	**6**	**25**	**67**	**0**
Opponents	**83**	**3333**	**40.2**	**34.6**	**4**	**21**	**53**	**0**

PUNT RETURNS	NO	FC	YDS	AVG	LG	TD
T. Brown	24	10	202	8.4	38	0
Crittenden	19	6	155	8.2	26	0
Harris	3	0	26	8.7	12	0
Patriots	**46**	**16**	**383**	**8.3**	**38**	**0**
Opponents	**34**	**9**	**260**	**7.6**	**30**	**0**

KICK RETURNS	NO	YDS	AVG	LG	TD
Crittenden	24	460	19.2	36	0
Thompson	18	376	20.9	30	0
Croom	10	172	17.2	24	0
Burke	3	11	3.7	6	0
Thomas	3	40	13.3	16	0
T. Brown	1	14	14.0	14	0
DeOssie	1	14	14.0	14	0
Gash	1	9	9.0	9	0
Guyton	1	-1	-1.0	-1	0
Timpson	1	28	28.0	28	0
Patriots	**63**	**1123**	**17.8**	**36**	**0**
Opponents	**63**	**1375**	**21.8**	**80t**	**1**

SACKS: Slade 9.5, M. Jones 6.0, McGinest 4.5, A. Jones 4.0, Sabb, 3.5, Goad 3.0, Hurst 2.0, Reynolds 2.0, V. Brown 1.5, T. Barnett 1.0, Pitts 1.0, Agnew 0.5, Smith 0.5. Patriots 39.0, Opponents 22.0.

FIELD GOALS	1-19	20-29	30-39	40-49	50+
Bahr	0/0	14/14	9/12	4/8	0/0
O'Neill	0/0	0/0	0/0	0/1	0/0
Patriots	**0/0**	**14/14**	**9/12**	**4/9**	**0/0**
Opponents	**0/0**	**5/5**	**5/8**	**8/10**	**2/2**

Baumann: () () (43G,24G,28G,35G) (20G,28G,21G) (48S, 32WL,33G) (24G) (40G) (48G)(20G,39G) (38G,39WL,23G) (44WR,39G,48WL,38G,23G) (22G,37G,25G,42G) (33G) (36WL) (33G,20G) (29G,22G,46WL).

O'Neill: () () () () () () (47S) () () () () () () () () ().

OPPONENTS: (42G) (32G) () (27G) (27G) () (32WL,37G) (44G,50G,48G) (33G,41G) (40G,33G) (48S,34G) (42WR,50G) (46G,26G) (27G,47G) (24G) (44G,38B,36WL).

STARTERS:

OFFENSE: WR Vincent Brisby (11), Ray Crittenden (1); LT Bruce Armstrong (16); LG Bob Kratch (16); C Mike Arthur (11), Mike Gisler (5); RG Todd Rucci (10), Doug Skene (6); RT Pat Harlow (16); TE Ben Coates (16); WR Michael Timpson (14), R. Crittenden (1); QB Drew Bledsoe (16); RB Marion Butts (15), Leroy Thompson (1); FB Kevin Turner (9), Sam Gash (6); 2nd TE John Burke (6).

DEFENSE: LE Mike Pitts (16); NT Tim Goad (13), Ray Agnew (3); RE Mike Jones (16); LOLB Dwayne Sabb (8), Willie McGinest (7); LILB Vincent Brown (16); RILB Todd Collins (7), David Bavaro (5); Marty Moore (4); ROLB Chris Slade (16); LCB Ricky Reynolds (10), Rod Smith (6); RCB Maurice Hurst (16); SS Harlon Barnett (16); FS Myron Guyton (16); 5th DB R. Smith (1).

1994 Coaching Staff: Maurice Carthon, Offensive Assistant, Romeo Crennel, Defensive Line, Al Groh, Defensive Coordinator/ Linebackers, Fred Hoaglin, Offensive Line, Chris Palmer, Wide Receivers, Johnny Parker, Strength/ Conditioning, Ray Perkins, Offensive Coordinator, Mike Pope, Running Backs, Dante Scarnecchia, Special Assistant, Mike Sweatman, Special Teams, Bob Trott, Defensive Backs, Charlie Weis, Tight Ends.

Pro Bowl (3): T Bruce Armstrong (3), QB Drew Bledsoe (1), TE Ben Coates (1).

PASSING	ATT	CMP	YARDS	CMP%	YDS/ATT	TD	TD%	INT	INT%	LG	SK/YDS	RATING
Bledsoe	691	400	4555	57.9	6.59	25	3.6	27	3.9	62t	22/139	73.6
Zolak	8	5	28	62.5	3.50	0	0.0	0	0.0	13	0/0	68.8
Patriots	699	405	4583	57.9	6.56	25	3.6	27	3.9	62t	22/139	73.5
Opponents	**545**	**298**	**3737**	**54.7**	**6.86**	**21**	**3.9**	**22**	**4.0**	**65t**	**39/290**	**72.2**

1995 FINAL STATISTICS (6-10)

HEAD COACH: BILL PARCELLS • FOURTH IN AFC EAST • HOME STADIUM: FOXBORO STADIUM

Date	W/L	Score		Opp.	Att.
9/03	W	17-14		Cleveland	60,126
9/10	L	3-20		Miami	60,239
9/17	L	3-28	at	San Francisco	66,179
9/24				BYE WEEK	
10/01	L	17-30	at	Atlanta	47,114
10/08	L	3-37		Denver	60,074
10/15	L	26-31	at	Kansas City	77,992
10/23	W	27-14		Buffalo	60,203
10/29	L	17-20		Carolina OT	60,064
11/05	W	20-7	at	N.Y. Jets	61,462
11/12	W	34-17	at	Miami	70,339
11/19	L	10-24		Indianapolis	59,544
11/26	W	35-25	at	Buffalo	69,384
12/03	L	17-31		New Orleans	59,876
12/10	W	31-28		N.Y. Jets	46,617
12/16	L	27-41	at	Pittsburgh	57,158
12/23	L	7-10	at	Indianapolis	54,685

TEAM STATISTICS	PATS	OPP
TOTAL FIRST DOWNS	**335**	**308**
Rushing	106	106
Passing	207	181
Penalty	22	21
3rd Down: Made/Att.	**99/260**	**80/215**
3rd Down %	**38.1**	**37.2**
4th Down: Made/Att.	**17/39**	**7/13**
4th Down %	**43.6**	**53.8**
POSSESSION AVG.	**29:33**	**30:27**
TOTAL NET YARDS	**5457**	**5764**
Avg. Per Game	341.1	360.3
Total Plays	1187	1034
Avg. Per Play	4.6	5.6
NET YARDS RUSHING	**1866**	**1878**
Avg. Per Game	116.6	117.4
Total Rushes	474	448
NET YARDS PASSING	**3591**	**3886**
Avg. Per Game	224.4	242.9
Sacked/Yds Lost	27/198	37/221
Gross Yards	3,789	4,107
Att./Completions	686/351	549/342
Completion Pct.	51.2	62.3
Had Intercepted	16	15
PUNTS/ AVERAGE	**79/39.2**	**86/38.8**
NET PUNTING AVG.	**79/32.9**	**86/32.0**
PENALTIES/YARDS	**84/676**	**104/816**
FUMBLES/BALLS LOST	**32/20**	**24/14**
TOUCHDOWNS	**32**	**44**
Rushing	16	12
Passing	14	29
Returns	2	3

SCORE BY PERIODS	1	2	3	4	OT	TOTAL
Patriots	**49**	**84**	**59**	**102**	**0**	**294**
Opponents	**60**	**143**	**72**	**99**	**3**	**377**

SCORING	TD	Ru	Pa	Rt	PAT	FG	S	TP
Bahr	0	0	0	0	27/27	23/33	0	96
Martin	15	14	1	0			0	92
Coates	6	0	6	0			0	36
Brisby	3	0	3	0			0	18
Meggett	2	2	0	0			0	16
Graham	2	0	2	0			0	12
T. Brown	1	0	0	1			0	6
Gash	1	0	1	0			0	6
W. Moore	1	0	1	0			0	6
Slade	1	0	0	1			0	6
Patriots	**32**	**16**	**14**	**2**	**27/27**	**23/33**	**0**	**294**
Opponents	**44**	**12**	**29**	**3**	**40/41**	**23/32**	**0**	**377**

2-Pt. Conversions: Meggett 2, Martin. Patriots 3-5, Opp. 2-3.

RUSHING	NO	YDS	AVG	LG	TD
Martin	368	1487	4.0	49	14
Meggett	60	250	4.2	25	2
Croom	13	54	4.2	12	0
Bledsoe	20	28	1.4	15	0
Gash	8	24	3.0	9	0
Zolak	4	19	4.8	12	0
Lee	1	4	4.0	4	0
Patriots	**474**	**1,866**	**3.9**	**49**	**16**
Opponents	**448**	**1,878**	**4.2**	**66t**	**12**

RECEIVING	NO	YDS	AVG	LG	TD
Coates	84	915	10.9	35	6
Brisby	66	974	14.8	72	3
Meggett	52	334	6.4	19	0
W. Moore	43	502	11.7	33	1
Martin	30	261	8.7	27	1
Gash	26	242	9.3	30	1
Burke	15	136	9.1	21	0
T. Brown	14	159	11.4	31	0
Graham	10	156	15.6	37t	2
Lee	8	107	13.4	33	0
Croom	1	8	8.0	8	0
Grant	1	4	4.0	4	0
Bledsoe	1	-9	-9.0	-9	0
Patriots	**351**	**3,789**	**10.8**	**72**	**14**
Opponents	**342**	**4,107**	**12.0**	**70t**	**29**

INTERCEPTIONS	NO	YDS	AVG	LG	TD
V. Brown	4	1	0.3	1	0
Guyton	3	68	22.7	45	0
Law	3	47	15.7	38	0
Reynolds	3	6	2.0	4	0
Ray	1	21	21.0	21	0
Hurst	1	0	0.0	0	0
Patriots	**15**	**143**	**9.5**	**45**	**0**
Opponents	**16**	**161**	**10.1**	**69t**	**1**

PUNTING	NO	YDS	AVG	NET	TB	IN20	LG	BLK
O'Neill	41	1514	36.9	31.2	3	14	57	0
Wagner	37	1557	42.1	35.4	4	13	57	0
Bahr	1	29	29.0	9.0	1	0	29	0
Patriots	**79**	**3100**	**39.2**	**32.9**	**8**	**27**	**57**	**0**
Opponents	**86**	**3339**	**38.8**	**32.0**	**10**	**21**	**64**	**0**

PUNT RETURNS	NO	FC	YDS	AVG	LG	TD
Meggett	45	17	383	8.5	23	0
Patriots	**45**	**17**	**383**	**8.5**	**23**	**0**
Opponents	**40**	**11**	**342**	**8.6**	**42**	**0**

KICK RETURNS	NO	YDS	AVG	LG	TD
Meggett	38	964	25.4	62	0
T. Brown	31	672	21.7	38	0
Gisler	2	19	9.5	11	0
Lee	1	14	14.0	14	0
Frisch	1	8	8.0	8	0
Burke	1	7	7.0	7	0
Grant	1	7	7.0	7	0
Patriots	**75**	**1,691**	**22.5**	**62**	**0**
Opponents	**67**	**1,405**	**21.0**	**58**	**0**

SACKS: McGinest 11.0, V. Brown 4.0, Collons 4.0, Slade 4.0, M. Jones 3.0, Reynolds 2.5, Barnett 2.0, Lewis 1.5, White 1.5, A. Jones 1.0, Law 1.0, T. Roberts 1.0, Johnson 0.5. Patriots 37.0, Opponents 27.0

FIELD GOALS	1-19	20-29	30-39	40-49	50+
Bahr	1/2	12/12	3/7	5/7	2/5
Patriots	**1/2**	**12/12**	**3/7**	**5/7**	**2/5**
Opponents	**1/1**	**7/8**	**11/15**	**1/4**	**3/4**

Bahr: (21G,21G,28G), (29G) (34WR,43G), (27G), (51G) (29G,20G) (39G,42B,24G) (19S) (41G,29G) (19G,55G,47G) (41G) (29G,43G) (39G,43WL) (31WR,35WL,30WL,31G) (23G,22G) (54S,55S,50S).

OPPONENTS: () (22G,54B,19G) () (34G,54G,31G,32G, 33G) (37G,31G,51G) (27G) (23G,23G,47WL) (38WR, 27G,39WR,29G) () (29WL,36G) (36G) (51G,48G) (24G) (33WR) (43WL,32G,32G) (44WL,35WR,30G).

STARTERS:

OFFENSE: WR Vincent Brisby (16); LT Bruce Armstrong (16); LG William Roberts (11), Bob Kratch (5); C David Wohlabaugh (11), Jeff Dellenbach (5); RG B. Kratch (11), Todd Rucci (5); RT Max Lane (16); TE Ben Coates (15), John Burke (1); WR Will Moore (13), Kevin Lee (2), Hason Graham (1); QB Drew Bledsoe (15), Scott Zolak (1); RB Curtis Martin (15), Corey Croom (1); FB Sam Gash (12), Rupert Grant (1); 2nd TE J. Burke (3).

DEFENSE: LE Tim Roberts (12), Ferric Collons (3); NT Reggie White (7), Bruce Walker (5), Mike Jones (3); RE Troy Barnett (15), F. Collons (1); LOLB Willie McGinest (16); LILB Vincent Brown (16); RILB Ted Johnson (12), Marty Moore (2), Bobby Abrams (1); ROLB Chris Slade (16); LCB Ricky Reynolds (16); RCB Maurice Hurst (10), Ty Law (6); SS Terry Ray (12), Myron Guyton (4); FS M. Guyton (10), T. Ray (4), Corwin Brown (2); 5th DB Vernon Lewis (2); 6th DB T. Law (1).

1995 Coaching Staff: Maurice Carthon, Offensive Assistant, Romeo Crennel, Defensive Line, Al Groh, Defensive Coordinator/Linebackers, Fred Hoaglin, Offensive Line, Chris Palmer, Wide Receivers, Johnny Parker, Strength/Conditioning, Ray Perkins, Offensive Coordinator, Mike Pope, Tight Ends, Dante Scarnecchia, Defensive Asst./LB's, Mike Sweatman, Special Teams, Bob Trott, Defensive Backs, Charlie Weis, Running Backs.

Pro Bowl (3): T Bruce Armstrong (4), TE Ben Coates (2), RB Curtis Martin (1).

PASSING	ATT	CMP	YARDS	CMP%	YDS/ATT	TD	TD%	INT	INT%	LG	SK/YDS	RATING
Bledsoe	636	323	3507	50.8	5.51	13	2.0	16	2.5	47t	23/170	63.7
Zolak	49	28	282	57.1	5.76	1	2.0	0	0.0	72	4/28	80.5
Meggett	1	0	0	0.0	0.00	0	0.0	0	0.0	0	0/0	39.6
Patriots	**686**	**351**	**3789**	**51.2**	**5.52**	**14**	**2.0**	**16**	**2.3**	**72**	**27/198**	**64.8**
Opponents	**549**	**342**	**4107**	**62.3**	**7.48**	**29**	**5.3**	**15**	**2.7**	**70t**	**37/221**	**91.4**

1996 FINAL STATISTICS (11-5)

HEAD COACH: BILL PARCELLS • AFC EAST DIVISION CHAMPIONS • HOME STADIUM: FOXBORO STADIUM

Date	W/L	Score		Opp.	Att.
9/01	L	10-24	at	Miami	71,542
9/08	L	10-17	at	Buffalo	78,104
9/15	W	31-0		Arizona	59,118
9/22	W	28-25		Jacksonville OT	59,446
9/29				BYE WEEK	
10/06	W	46-38	at	Baltimore	63,569
10/13	L	22-27		Washington	59,638
10/20	W	27-9	at	Indianapolis	58,725
10/27	W	28-25		Buffalo	58,858
11/03	W	42-23		Miami	58,942
11/10	W	31-27	at	N.Y. Jets	61,715
11/17	L	8-34		Denver	59,452
11/24	W	27-13		Indianapolis	58,226
12/01	W	45-7	at	San Diego	59,209
12/08	W	34-10		N.Y. Jets	54,621
12/15	L	6-12	at	Dallas	64,578
12/21	W	23-22	at	N.Y. Giants	65,387
AFC PLAYOFFS					
1/05	W	28-3		Pittsburgh	60,188
1/12	W	20-6		Jacksonville	60,190
SUPER BOWL XXXI (at New Orleans, La.)					
1/26	L	21-35		Green Bay	72,301

TEAM STATISTICS	PATS	OPP
TOTAL FIRST DOWNS	**339**	**305**
Rushing	103	102
Passing	206	178
Penalty	30	25
3rd Down: Made/Att	84/228	82/228
3rd Down Pct.	36.8	36.0
4th Down: Made/Att	19/34	12/22
4th Down Pct.	55.9	54.5
POSSESSION AVG.	**30:11**	**29:49**
TOTAL NET YARDS	**5369**	**5305**
Avg. Per Game	335.6	331.6
Total Plays	1085	1063
Avg. Per Play	4.9	5.0
NET YARDS RUSHING	**1468**	**1502**
Avg. Per Game	91.8	93.9
Total Rushes	427	434
NET YARDS PASSING	**3901**	**3803**
Avg. Per Game	243.8	237.7
Sacked/Yards Lost	30/190	33/252
Gross Yards	4091	4055
Att./Completions	628/374	596/322
Completion Pct.	59.6	54.0
Had Intercepted	15	23
PUNTS/AVERAGE	**64/43.2**	**82/42.5**
NET PUNTING AVG.	**64/35.8**	**82/33.6**
PENALTIES/YARDS	**97/716**	**139/1189**
FUMBLES/BALL LOST	**25/12**	**23/11**
TOUCHDOWNS	**48**	**34**
Rushing	15	14
Passing	27	17
Returns	6	3

SCORE BY PERIODS	1	2	3	4	OT	TOTAL
Patriots	**79**	**123**	**108**	**105**	**3**	**418**
Opponents	**59**	**105**	**75**	**74**	**-**	**313**

SCORING	TD	Ru	Pa	Rt	PAT	FG	S	TP
Vinatieri	0	0	0	0	39/42	27/35	0	120
Martin	17	14	3	0			0	104
Coates	9	0	9	0			0	56
Glenn	6	0	6	0			0	36
Jefferson	4	0	4	0			0	24
Byars LG	2	0	2	0			0	14
Byars TM	2	0	2	0			0	14
Gash	2	0	2	0			0	14
McGinest	2	0	0	2			0	12
Bartrum	1	0	1	0			0	6
C. Brown	1	0	0	1			0	6
Bruschi	1	0	0	1			0	6
Grier	1	1	0	0			0	6
Law	1	0	0	1			0	6
Meggett	1	0	0	1			0	6
Patriots	**48**	**15**	**27**	**6**	**39/42**	**27/35**	**1**	**418**
Opponents	**34**	**14**	**17**	**3**	**28/28**	**23/29**	**1**	**313**

2-Pt. Conversions: Byars, Coates, Gash, Martin, Team 4-6, Opponents 5-6.

RUSHING	NO	YDS	AVG	LG	TD
Martin	316	1152	3.6	57	14
Meggett	40	122	3.1	12	0
Grier	27	105	3.9	26	1
Glenn	5	42	8.4	26	0
Bledsoe	24	27	1.1	8	0
Gash	8	15	1.9	3	0
Jefferson	1	6	6.0	6	0
Byars LG	2	2	1.0	3	0
Byars TM	2	2	1.0	3	0
Zolak	4	-3	-.7	0	0
Patriots	**427**	**1468**	**3.4**	**57**	**15**
Opponents	**434**	**1502**	**3.5**	**36**	**14**

RECEIVING	NO	YDS	AVG	LG	TD
Glenn	90	1132	12.6	37t	6
Coates	62	682	11.0	84t	9
Jefferson	50	771	15.4	42	4
Martin	46	333	7.2	41	3
Meggett	33	292	8.8	26	0
Gash	33	276	8.4	28	2
Byars LG	32	289	9.0	27	2
Byars TM	27	249	9.2	27	2
T. Brown	21	222	10.6	38	0
Graham	5	64	12.8	23	0
W. Moore	3	37	12.3	16	0
Burke	1	19	19.0	19	0
Grier	1	8	8.0	8	0
Jells	1	5	5.0	5	0
Bartrum	1	1	1.0	1t	1
Patriots	**374**	**4091**	**10.9**	**84t**	**27**
Opponents	**322**	**4055**	**12.6**	**63t**	**17**

INTERCEPTIONS	NO	YDS	AVG	LG	TD
Clay	4	50	12.5	35	0
Law	3	45	15.0	38t	1
Smith LG	2	20	10.0	11	0
Smith TM	2	20	10.0	11	0
Hitchcock	2	14	7.0	14	0
Milloy	2	14	7.0	14	0
Henderson	2	7	3.5	7	0
Reynolds	2	7	3.5	7	0
McGinest	1	46	46.0	46t	1
Ray	1	43	43.0	43	0
Collins	1	7	7.0	7	0
Slade	1	2	2.0	2	0
Johnson	1	0	0.0	0	0
Sabb	1	0	0.0	0	0
Patriots	**23**	**255**	**11.1**	**46t**	**2**
Opponents	**15**	**191**	**12.7**	**60**	**1**

PUNTING	NO	YDS	AVG	NET	TB	IN20	LG	BLK
Tupa	63	2739	43.5	36.0	7	14	62	0
Vinatieri	1	27	27.0	27.0	0	1	27	0
Patriots	**64**	**2766**	**43.2**	**35.8**	**7**	**15**	**62**	**0**
Opponents	**82**	**3483**	**42.5**	**33.6**	**7**	**18**	**58**	**1**

PUNT RETURNS	NO	FC	YDS	AVG	LG	TD
Meggett	52	9	588	11.3	60t	1
Patriots	52	9	588	11.3	60t	1
Opponents	**34**	**8**	**334**	**9.8**	**36**	**0**

KICK RETURNS	NO	YDS	AVG	LG	TD
Meggett	34	781	23.0	54	0
T. Brown	29	634	21.9	51	0
Gisler	1	9	9.0	9	0
Patriots	**64**	**1424**	**22.3**	**54**	**0**
Opponents	**81**	**1683**	**20.8**	**70**	**0**

SACKS: McGinest 9.5, Slade 7.0, Bruschi 4.0, Sagapolutele 3.0, Jones 2.0, Eaton 1.0, Milloy 1.0, Ray 1.0, Smith 1.0, Wheeler 1.0, Wyman 1.0, Collons 0.5, McGruder 0.5, Sabb 0.5. Patriots 33.0, Opponents 30.0.

FIELD GOALS	1-19	20-29	30-39	40-49	50+
Vinatieri	1/1	9/10	8/8	8/14	1/2
Patriots	**1/1**	**9/10**	**8/8**	**8/14**	**1/2**
Opponents	**0/0**	**10/10**	**10/11**	**2/6**	**1/2**

Vinatieri: (25G) (42G,45N,25N,47B) (47N,31G) (23G,30G,29G,44N,41G,40G) (22G,35G,50G) (24G,35G,29G,43N) (44G,36G) (40G,32G,54N) ( ) (30G) (40N) (26G,22G) (47G) (19G,41G) (21G,30G) (40G).

OPPONENTS: (34G) (33G,37N) ( ) (42N,27G) ( ) (21G,48N,24G) (21G,35G,38G) (33G) (45N,39G) (48N,26G,32G) (52N,28G,47G) (42G,50G) ( ) (27G) (23G,36G,35G,29G) (30G,27G).

STARTERS:

OFFENSE: WR Shawn Jefferson (15), Dietrich Jells (1); LT Bruce Armstrong (16); LG William Roberts (16); C Dave Wohlabaugh (16); RG Todd Rucci (12), Bob Kratch (4); RT Max Lane (16); TE Ben Coates (15), John Burke (1); WR Terry Glenn (15), Will Moore (1); QB Drew Bledsoe (16); RB Curtis Martin (15), David Meggett (1); FB Sam Gash (9), Keith Byars (1); 3rd TE K. Byars (4), J. Burke (1).

DEFENSE: LE Mike Jones (7), Ferric Collons (4), Willie McGinest (3), Chris Slade (2); LDT Mark Wheeler (14), M. Jones (2); RDT Pio Sagapolutele (10), Devin Wyman (4), F. Collons (1), M. Wheeler (1); RE W. McGinest (13), Mike Jones (3); LLB Todd Collins (5), Monty Brown (4), C. Slade (4), Dwayne Sabb (2); MLB Ted Johnson (15); RLB D. Sabb (5), T. Collins (4), M. Brown (3), C. Slade (3); LCB Ty Law (12), Ricky Reynolds (4); RCB Jimmy Hitchcock (5), R. Reynolds (5), Otis Smith (5), Willie Clay (1); SS Terry Ray (7), Lawyer Milloy (8); FS W. Clay (15), L. Milloy (1).

1996 Coaching Staff: Bill Belichick, Assistant Head Coach/Secondary, Maurice Carthon, Running Backs, Romeo Crennel, Defensive Line, Al Groh, Defensive Coordinator/ Linebackers, Fred Hoaglin, Offensive Line, Chris Palmer, Quarterbacks, Johnny Parker, Strength/ Conditioning, Ray Perkins, Offensive Coordinator, Mike Pope, Tight Ends, Dante Scarnecchia, Defensive Asst./ LB's, Mike Sweatman, Special Teams, Charlie Weis, Running Backs.

Pro Bowl (6): T Bruce Armstrong (5), QB Drew Bledsoe (2), TE Ben Coates (3), RB Curtis Martin (2), RE Willie McGinest (1), KR David Meggett (1).

PASSING	ATT	CMP	YARDS	CMP%	YDS/ATT	TD	TD%	INT	INT%	LG	SK/YDS	RATING
Bledsoe	623	373	4086	59.9	6.56	27	4.3	15	2.4	84t	30/190	83.7
Tupa	2	0	0	0.0	0.00	0	0.0	0	0.0	0	0/0	39.6
Grier	1	0	0	0.0	0.00	0	0.0	0	0.0	0	0/0	39.6
Meggett	1	0	0	0.0	0.00	0	0.0	0	0.0	0	0/0	39.6
Zolak	1	1	5	100.0	5.00	0	0.0	0	0.0	5	0/0	87.5
Patriots	**628**	**374**	**4091**	**59.6**	**6.51**	**27**	**4.3**	**15**	**2.4**	**84t**	**30/190**	**83.2**
Opponents	**596**	**322**	**4055**	**54.0**	**6.80**	**17**	**2.9**	**23**	**3.9**	**63t**	**33/252**	**68.9**

1997 FINAL STATISTICS (10-6)

HEAD COACH: PETE CARROLL • AFC EAST DIVISION CHAMPIONS • HOME STADIUM: FOXBORO STADIUM

Date	W/L	Score		Opp.	Att.
8/31	W	41-7		San Diego	60,190
9/07	W	31-6	at	Indianapolis	53,632
9/14	W	27-24		N.Y. Jets OT	60,072
9/21	W	31-3		Chicago	59,873
9/28				BYE WEEK	
10/06	L	13-34	at	Denver	75,821
10/12	W	33-6		Buffalo	59,802
10/19	L	19-24	at	N.Y. Jets	71,061
10/27	L	10-28		Green Bay	59,972
11/02	L	18-23	at	Minnesota	62,917
11/09	W	31-10	at	Buffalo	65,783
11/16	L	7-27	at	Tampa Bay	70,479
11/23	W	27-24		Miami	59,002
11/30	W	20-17		Indianapolis	58,507
12/07	W	26-20	at	Jacksonville	73,446
12/13	L	21-24		Pittsburgh OT	60,013
12/22	W	14-12	at	Miami	74,379
AFC PLAYOFFS					
12/28	W	17-3		Miami	60,041
1/03	L	6-7	at	Pittsburgh	61,228

TEAM STATISTICS	PATS	OPP
TOTAL FIRST DOWNS	**267**	**322**
Rushing	71	114
Passing	173	183
Penalty	23	25
3rd Down: Made/Att	88/218	90/233
3rd Down Pct.	40.4	38.6
4th Down: Made/Att	3/13	16/30
4th Down Pct.	23.1	53.3
POSSESSION AVG.	**28:08**	**31:52**
TOTAL NET YARDS	**5014**	**5085**
Avg. Per Game	313.4	317.8
Total Plays	960	1100
Avg. Per Play	5.2	4.6
NET YARDS RUSHING	**1464**	**1616**
Avg. Per Game	91.5	101.0
Total Rushes	398	436
NET YARDS PASSING	**3550**	**3469**
Avg. Per Game	221.9	216.8
Sacked/Yards Lost	30/258	45/303
Gross Yards	3808	3772
Att./Completions	532/321	619/368
Completion Pct.	60.3	59.5
Had Intercepted	15	19
PUNTS/AVERAGE	**79/45.2**	**74/44.4**
NET PUNTING AVG.	**79/36.1**	**74/36.5**
PENALTIES/YARDS	**99/845**	**106/763**
FUMBLES/BALL LOST	**17/7**	**29/13**
TOUCHDOWNS	**42**	**33**
Rushing	6	16
Passing	31	14
Returns	5	3

SCORE BY PERIODS	1	2	3	4	OT	TOTAL
Patriots	**82**	**126**	**61**	**97**	**3**	**369**
Opponents	**60**	**39**	**89**	**98**	**3**	**289**

SCORING	TD	Ru	Pa	Rt	PAT	FG	S	TP
Vinatieri	0	0	0	0	40/40	25/29	0	115
Coates	8	0	8	0			0	48
Brown	6	0	6	0			0	36
Martin	5	4	1	0			0	30
Byars	3	0	3	0			0	18
Gash	3	0	3	0			0	18
Purnell	3	0	3	0			0	18
Brisby	2	0	2	0			0	12
Glenn	2	0	2	0			0	12
Jefferson	2	0	2	0			0	12
Meggett	2	0	2	0			0	12
Clay	1	0	0	1			0	6
Cullors	1	0	0	1			0	6
Grier	1	1	0	0			0	6
Hitchcock	1	0	0	1			0	6
Slade	1	0	0	1			0	6
Whigham	1	0	0	1			0	6
Patriots	**42**	**6**	**31**	**5**	**40/40**	**25/29**	**1**	**369**
Opponents	**33**	**16**	**14**	**3**	**29/29**	**20/29**	**0**	**289**

2-Pt. Conversions: Team 0-2, Opponents 1-4.

RUSHING	NO	YDS	AVG	LG	TD
Martin	274	1160	4.2	70t	4
Cullors	22	101	4.6	24	0
Grier	33	75	2.3	12	1
Meggett	20	60	3.0	10	1
Bledsoe	28	55	2.0	8	0
Byars	11	24	2.2	5	0
Gash	6	10	1.7	4	0
Zolak	3	-3	-1.0	-1	0
Brown	1	-18	-18.0	-18	0
Patriots	**398**	**1464**	**3.7**	**70t**	**6**
Opponents	**436**	**1616**	**3.7**	**34**	**16**

RECEIVING	NO	YDS	AVG	LG	TD
Coates	66	737	11.2	35	8
Jefferson	54	841	15.6	76	2
Brown	41	607	14.8	67	6
Martin	41	296	7.2	22	1
Glenn	27	431	16.0	50	2
Brisby	23	276	12.0	31	2
Gash	22	154	7.0	19	3
Byars	20	189	9.5	51	3
Meggett	19	203	10.7	49t	1
Purnell	5	57	11.4	20t	3
Cullors	2	8	4.0	6	0
Jells	1	9	9.0	9	0
Patriots	**321**	**3808**	**11.9**	**76**	**31**
Opponents	**368**	**3772**	**10.3**	**51**	**14**

INTERCEPTIONS	NO	YDS	AVG	LG	TD
Clay	6	109	18.2	53t	1
Law	3	70	23.3	40	0
Milloy	3	15	5.0	15	0
Hitchcock	2	104	52.0	100t	1
Whigham	2	60	30.0	60t	1
Moore	2	7	3.5	7	0
Slade	1	1	1.0	1t	1
Patriots	**19**	**366**	**19.3**	**100t**	**4**
Opponents	**15**	**213**	**14.2**	**45**	**2**

PUNTING	NO	YDS	AVG	NET	TB	IN20	LG	BLK
Tupa	78	3569	45.8	36.1	14	24	73	1
Patriots	**78**	**3569**	**45.8**	**36.1**	**14**	**24**	**73**	**1**
Opponents	**74**	**3288**	**44.4**	**36.5**	**6**	**17**	**66**	**0**

PUNT RETURNS	NO	FC	YDS	AVG	LG	TD
Meggett	45	8	467	10.4	47	0
Patriots	**45**	**8**	**467**	**10.4**	**47**	**0**
Opponents	**38**	**11**	**437**	**11.5**	**26**	**0**

KICK RETURNS	NO	YDS	AVG	LG	TD
Meggett	33	816	24.7	61	0
Cullors	15	386	25.7	86t	1
Canty	4	115	28.8	63	0
Coates	1	20	20.0	20	0
Patriots	**53**	**1337**	**26.2**	**86t**	**1**
Opponents	**75**	**1651**	**22.0**	**92t**	**1**

SACKS: Slade 9.0, Thomas 7.0, Bruschi 4.0, Johnson 4.0, Jones 4.0, Wheeler 4.0, Canty 2.0, McGinest 2.0, Whigham 2.0, Collins 1.5, Eaton 1.0, Israel 1.0, McGruder 1.0, Law 0.5; Patriots 45.0, Opponents 30.0.

FIELD GOALS	1-19	20-29	30-39	40-49	50+
Vinatieri	0/0	11/11	7/9	6/8	1/1
Team	**0/0**	**11/11**	**7/9**	**6/8**	**1/1**
Opponents	**0/0**	**7/8**	**7/10**	**5/8**	**1/3**

Vinatieri: (21G,26G) (21G) (33G,34G) (27G) (26G,49G) (20G,23G,41G,52G) (24G) (38G) (22G,25G) (42G,42N, 45N) () (36G,27G,30N) (32G,48G) (44G,41G, 33G,39G,32N) () ().

OPPONENTS: () (45G,38G) (27G,29B) (38G) (21G,48N,33G) (34N) (35N,35G,68N,36N) () (24G,23G,41G) (23G) (44G,44G) (25G) (24G,42N) (44N) (36G,34G,31G) (50G,41G,51N).

STARTERS:

OFFENSE: WR Shawn Jefferson (14); LT Bruce Armstrong (16); LG Max Lane (15), Heath Irwin (1); C Dave Wohlabaugh (14), Mike Gisler (2); RG Todd Rucci (16); RT Zefross Moss (15), M. Lane (1); TE Ben Coates (16); QB Drew Bledsoe (16); RB Curtis Martin (13), David Meggett (2), Derrick Cullors (1); FB Keith Byars (8), Sam Gash (5); 3rd WR Vincent Brisby (3); 2nd TE Lovett Purnell (2).

DEFENSE: LE Chris Sullivan (7), Ferric Collons (5), Mike Jones (4); LDT Mark Wheeler (14), Chad Eaton (1), M. Jones (1); RDT Henry Thomas (16); RE Willie McGinest (11), C. Sullivan (3), M. Jones (2); LLB Chris Slade (16); MLB Ted Johnson (16); RLB Todd Collins (15), Tedy Bruschi (1); LCB Ty Law (16); RCB Jimmy Hitchcock (15), Chris Canty (1); SS Lawyer Milloy (16); FS Willie Clay (16).

1997 Coaching Staff: Paul Boudreau, Offensive Line, Jeff Davidson, Tight Ends, Ray Hamilton, Defensive Line, Larry Kennan, Offensive Coordinator, Ron Lynn, Defensive Backs, Johnny Parker, Strength/ Conditioning, Andre Patterson, Defensive Assistant, Bo Pelini, Linebackers, Dante Scarnecchia, Special Teams, Steve Sidwell, Defensive Coordinator, Carl Smith, Asst. Head Coach/Quarterbacks, Steve Walters, Wide Receivers, Kirby Wilson, Running Backs.

Pro Bowl (5): T Bruce Armstrong (6), QB Drew Bledsoe (3), TE Ben Coates (4), LB Chris Slade (1), SpT Larry Whigham (1).

PASSING	ATT	CMP	YARDS	CMP%	YDS/ATT	TD	TD%	INT	INT%	LG	SK/YDS	RATING
Bledsoe	522	314	3706	60.2	7.10	28	5.4	15	2.9	76	30/258	87.7
Zolak	9	6	67	66.7	7.44	2	22.2	0	0.0	20t	0/0	128.2
Meggett	1	1	35	100.0	35.0	1	100.0	0	0.0	35t	0/0	158.3
Patriots	**532**	**321**	**3808**	**60.3**	**7.16**	**31**	**5.8**	**15**	**2.8**	**76**	**30/258**	**89.9**
Opponents	**619**	**368**	**3772**	**59.5**	**6.09**	**14**	**2.3**	**19**	**3.1**	**51**	**45/303**	**71.8**

1998 FINAL STATISTICS (9-7)

HEAD COACH: PETE CARROLL • FOURTH IN AFC EAST (WILD CARD PLAYOFF QUALIFIER) • HOME STADIUM: FOXBORO STADIUM

Date	W/L	Score		Opp.	Att.
9/07	L	21-27	at	Denver	74,745
9/13	W	29-6		Indianapolis	60,068
9/20	W	27-16		Tennessee	59,973
9/27				BYE WEEK	
10/04	W	30-27	at	New Orleans	56,172
10/11	W	40-10		Kansas City	59,749
10/19	L	14-24		N.Y. Jets	60,062
10/25	L	9-12	at	Miami OT	73,973
11/01	W	21-16	at	Indianapolis	58,056
11/08	L	10-41		Atlanta	59,790
11/15	L	10-13	at	Buffalo	72,020
11/23	W	26-23		Miami	58,729
11/29	W	25-21		Buffalo	58,304
12/06	W	23-9	at	Pittsburgh	58,632
12/13	L	18-32	at	St. Louis	48,946
12/20	W	24-21		San Francisco	59,153
12/27	L	10-31	at	N.Y. Jets	74,302
AFC PLAYOFFS					
1/03	L	10-25	at	Jacksonville	72,559

TEAM STATISTICS	PATS	OPP
TOTAL FIRST DOWNS	**281**	**305**
Rushing	68	76
Passing	184	208
Penalty	29	21
3rd Down: Made/Att	90/237	98/230
3rd Down Pct.	38.0	42.6
4th Down: Made/Att	10/21	4/14
4th Down Pct.	47.6	28.6
POSSESSION AVG.	**28:34**	**31:26**
TOTAL NET YARDS	**5140**	**5182**
Avg. Per Game	321.3	323.9
Total Plays	999	1053
Avg. Per Play	5.1	4.9
NET YARDS RUSHING	**1480**	**1547**
Avg. Per Game	92.5	96.7
Total Rushes	403	447
NET YARDS PASSING	**3660**	**3635**
Avg. Per Game	228.8	227.2
Sacked/Yards Lost	40/344	36/222
Gross Yards	4004	3857
Att./Completions	556/295	570/336
Completion Pct.	53.1	58.9
Had Intercepted	17	24
PUNTS/AVERAGE	**74/44.5**	**73/42.5**
NET PUNTING AVG.	**74/35.4**	**73/34.9**
PENALTIES/YARDS	**108/853**	**104/787**
FUMBLES/BALL LOST	**20/7**	**16/7**
TOUCHDOWNS	**35**	**36**
Rushing	9	8
Passing	23	26
Returns	3	2

SCORE BY PERIODS	1	2	3	4	OT	TOTAL
Patriots	**60**	**116**	**62**	**99**	**0**	**337**
Opponents	**64**	**111**	**67**	**84**	**3**	**329**

SCORING	TD	Ru	Pa	Rt	PAT	FG	S	TP
Vinatieri	0	0	0	0	32/32	31/39	0	127
Edwards	12	9	3	0			0	72
Coates	6	0	6	0			0	36
Glenn	3	0	3	0			0	18
Simmons	3	0	3	0			0	18
Brisby	2	0	2	0			0	12
Jefferson	2	0	2	0			0	12
Purnell	2	0	2	0			0	12
Brown	1	0	1	0			0	6
Cullors	1	0	1	0			0	6
Law	1	0	0	1			0	6
Milloy	1	0	0	1			0	6
Thomas	1	0	0	1			0	6
Patriots	**35**	**9**	**23**	**3**	**32/32**	**31/39**	**0**	**337**
Opponents	**36**	**8**	**26**	**2**	**30/30**	**27/32**	**0**	**329**

2-Pt. Conversions: Patriots 1-3, Opponents 1-6.

RUSHING	NO	YDS	AVG	LG	TD
Edwards	291	1115	3.8	53	9
Shaw	48	236	4.9	71	0
Cullors	18	48	2.7	15	0
Bledsoe	28	44	1.6	10	0
Floyd	6	22	3.7	10	0
Jefferson	1	15	15.0	15	0
Carter	2	3	1.5	3	0
Zolak	5	0	0.0	4	0
Glenn	2	-1	-0.5	7	0
Tupa	2	-2	-1.0	-1	0
Patriots	**403**	**1480**	**3.7**	**71**	**9**
Opponents	**447**	**1547**	**3.5**	**34t**	**8**

RECEIVING	NO	YDS	AVG	LG	TD
Coates	67	668	10.0	33	6
Glenn	50	792	15.8	86t	3
Edwards	35	331	9.5	46	3
Jefferson	34	771	22.7	61t	2
Simmons	23	474	20.6	63t	3
Brown	23	346	15.0	52	1
Carter	18	166	9.2	49	0
Cullors	14	146	10.4	43	1
Purnell	12	92	7.7	22	2
Brisby	7	96	13.7	27	2
Shaw	6	30	5.0	11	0
Ellard	5	86	17.2	19	0
Floyd	1	6	6.0	6	0
Patriots	**295**	**4004**	**13.6**	**86t**	**23**
Opponents	**336**	**3857**	**11.5**	**84t**	**26**

INTERCEPTIONS	NO	YDS	AVG	LG	TD
Law	9	133	14.8	59t	1
Milloy	6	54	9.0	30t	1
Clay	3	19	6.3	19	0
Israel	3	13	4.3	12	0
Thomas	1	24	24.0	24t	1
Canty	1	12	12.0	12	0
Whigham	1	0	0.0	0	0
Patriots	**24**	**255**	**10.6**	**59t**	**3**
Opponents	**17**	**197**	**11.6**	**36**	**0**

PUNTING	NO	YDS	AVG	NET	TB	IN20	LG	BLK
Tupa	74	3294	44.5	35.4	9	13	64	0
Patriots	**74**	**3294**	**44.5**	**35.4**	**9**	**13**	**64**	**0**
Opponents	**73**	**3100**	**42.5**	**34.9**	**8**	**20**	**58**	**0**

PUNT RETURNS	NO	FC	YDS	AVG	LG	TD
Brown	17	8	225	13.2	39	0
Canty	16	7	170	10.6	36	0
Clay	0	2	0	-	-	**0**
Patriots	**33**	**17**	**395**	**12.0**	**39**	**0**
Opponents	**43**	**8**	**493**	**11.5**	**76**	**0**

KICK RETURNS	NO	YDS	AVG	LG	TD
Cullors	45	1085	24.1	68	0
Canty	11	198	18.0	29	0
Sullivan	2	14	7.0	9	0
Bruschi	1	4	4.0	4	0
Eaton	1	13	13.0	13	0
Shaw	1	16	16.0	16	0
Whigham	1	0	0.0	0	0
Patriots	**62**	**1330**	**21.5**	**68**	**0**
Opponents	**71**	**1335**	**18.8**	**37**	**0**

SACKS: Thomas 6.5, Eaton 6.0, Slade 4.0, McGinest 3.5, Spires 3.0, Bruschi 2.0, Israel 2.0, Johnson 2.0, Mitchell 2.0, Sullivan 2.0, Canty 1.0, C. Carter 1.0, Milloy 1.0; Patriots 36.0, Opponents 40.0.

FIELD GOALS	1-19	20-29	30-39	40-49	50+
Vinatieri	3/3	8/8	9/14	9/12	2/2
Patriots	**3/3**	**8/8**	**9/14**	**9/12**	**2/2**
Opponents	**0/0**	**9/9**	**8/11**	**8/10**	**2/2**

Vinatieri: (39N,37B) (19G,23G,52G,42N) (43G,41G) (34G,49G,27G) (32G,38G,27G,20G) () (45N,41G,30G,36G) () (40G) (39N,38G,39N) (25G,44G,45G,24G) (44G,47N) (21G,29G,35G) (37G,41G,55G,17G) (32N,35G) (19G).

OPPONENTS: (53G,42G) () (34G,26G,45G) (21G,37G) (33G) (38B,23G) (48G,38G,25G,43G) (50G) (47B,40G,32G) (31G,20G,40N) (21G) (35N,34G,26G,22G) (49G,26G,43G) (48G) (31B) (36G).

STARTERS:

OFFENSE: WR Shawn Jefferson (16); LT Bruce Armstrong (16); LG Max Lane (9), Damon Denson (4), Heath Irwin (3); C Dave Wohlabaugh (16); RG Todd Rucci (16); RT Zefross Moss (14), M. Lane (2); TE Ben Coates (14), Lovett Purnell (2); WR Terry Glenn (9), Tony Simmons (6), Vincent Brisby (1); QB Drew Bledsoe (14), Scott Zolak (2); RB Robert Edwards (15), Harold Shaw (1); FB Tony Carter (7), Chris Floyd (2); 3rd TE Rod Rutledge (4), L. Purnell (3).

DEFENSE: DE Ferric Collons (13), Chris Sullivan (3); NT Chad Eaton (14), Mark Wheeler (1), Henry Thomas (1); DT H. Thomas (14), C. Sullivan (1), M. Wheeler (1); Elephant Willie McGinest (8), C. Sullivan (6), Brandon Mitchell (1), Greg Spires (1); SLB Chris Slade (15), Vernon Crawford (1); MLB Ted Johnson (13), Marty Moore (2), Todd Collins (1); WLB T. Collins (9), Tedy Bruschi (7); LCB Ty Law (16); RCB Chris Canty (9), Steve Israel (7); SS Lawyer Milloy (16); FS Willie Clay (16).

1998 Coaching Staff: Paul Boudreau, Offensive Line, Jeff Davidson, Asst. Offensive Line, Ray Hamilton, Defensive Line, Ron Lynn, Defensive Backs, Johnny Parker, Strength/ Conditioning, Bo Pelini, Linebackers, Jack Reilly, Quarterbacks, Dante Scarnecchia, Special Teams, Steve Sidwell, Defensive Coordinator, Carl Smith, Tight Ends, DeWayne Walker, Defensive Assistant - Secondary, Steve Walters, Wide Receivers, Kirby Wilson, Running Backs, Ernie Zampese, Offensive Coordinator.

Pro Bowl (3): TE Ben Coates (5), CB Ty Law (1), SS Lawyer Milloy (1).

PASSING	ATT	CMP	YARDS	CMP%	YDS/ATT	TD	TD%	INT	INT%	LG	SK/YDS	RATING
Bledsoe	481	263	3633	54.7	7.55	20	4.2	14	2.9	86t	36/295	80.9
Zolak	75	32	371	42.7	4.95	3	4.0	3	4.0	61t	4/49	54.9
Patriots	**556**	**295**	**4004**	**53.1**	**7.20**	**23**	**4.1**	**17**	**3.1**	**86t**	**40/344**	**77.4**
Opponents	**570**	**336**	**3857**	**58.9**	**6.77**	**26**	**4.6**	**24**	**4.2**	**84t**	**36/222**	**77.1**

1999 FINAL STATISTICS (8-8)

HEAD COACH: PETE CARROLL • TIED FOURTH IN AFC EAST • HOME STADIUM: FOXBORO STADIUM

Date	W/L	Score		Opp.	Att.
9/12	W	30-28	at	N.Y. Jets	78,227
9/19	W	31-28		Indianapolis	59,640
9/26	W	16-14		N.Y. Giants	59,169
10/03	W	19- 7	at	Cleveland	72,368
10/10	L	14-16	at	Kansas City	78,636
10/17	L	30-31		Miami	60,006
10/24	W	24-23		Denver	60,011
10/31	W	27- 3	at	Arizona	55,830
11/07				BYE WEEK	
11/15	L	17-24		N.Y. Jets	59,077
11/21	L	17-27	at	Miami	74,295
11/28	L	7-17	at	Buffalo	72,111
12/05	W	13- 6		Dallas	58,444
12/12	L	15-20	at	Indianapolis	56,975
12/19	L	9-24	at	Philadelphia	65,475
12/26	L	10-13		Buffalo OT	55,014
1/02	W	20- 3		Baltimore	50,263

TEAM STATISTICS	PATS	OPP
TOTAL FIRST DOWNS	**280**	**281**
Rushing	72	106
Passing	184	154
Penalty	24	21
3rd Down: Made/Att	79/223	81/231
3rd Down Pct.	35.4	35.1
4th Down: Made/Att	4/13	5/18
4th Down Pct.	30.8	27.8
POSSESSION AVG.	**28:49**	**31:11**
TOTAL NET YARDS	**5062**	**4808**
Avg. Per Game	316.4	300.5
Total Plays	1021	1048
Avg. Per Play	5.0	4.6
NET YARDS RUSHING	**1426**	**1795**
Avg. Per Game	89.1	112.2
Total Rushes	425	486
NET YARDS PASSING	**3636**	**3013**
Avg. Per Game	227.3	188.3
Sacked/Yards Lost	56/349	42/268
Gross Yards	3985	3281
Att./Completions	540/305	520/293
Completion Pct.	56.5	56.3
Had Intercepted	21	16
PUNTS/AVERAGE	**90/41.5**	**95/41.2**
NET PUNTING AVG.	**90/34.6**	**95/33.7**
PENALTIES/YARDS	**95/812**	**102/775**
FUMBLES/BALL LOST	**27/12**	**29/15**
TOUCHDOWNS	**32**	**30**
Rushing	9	6
Passing	19	23
Returns	4	1

SCORE BY PERIODS	1	2	3	4	OT	TOTAL
Patriots	**61**	**84**	**67**	**87**	**0**	**299**
Opponents	**70**	**101**	**56**	**54**	**3**	**284**

SCORING	TD	Ru	Pa	Rt	PAT	FG	S	TP
Vinatieri	0	0	0	0	29/30	26/33	0	107
Allen	9	8	1	0			0	54
Jefferson	6	0	6	0			0	36
Glenn	4	0	4	0			0	24
Coates	2	0	2	0			0	12
Faulk	2	1	1	0			0	12
Simmons	2	0	2	0			0	12
Bartrum	1	0	1	0			0	6
Brown	1	0	1	0			0	6
Eaton	1	0	0	1			0	6
Katzenmoyer	1	0	0	1			0	6
Law	1	0	0	1			0	6
McGinest	1	0	0	1			0	6
Warren	1	0	1	0			0	6
Patriots	**32**	**9**	**19**	**4**	**29/30**	**26/33**	**0**	**299**
Opponents	**30**	**6**	**23**	**1**	**27/27**	**25/30**	**1**	**284**

2-Pt. Conversions: Team 0-2, Opponents 0-3.

RUSHING	NO	YDS	AVG	LG	TD
Allen	254	896	3.5	39	8
Faulk	67	227	3.4	43	1
Warren	35	120	3.4	18	0
Bledsoe	42	101	2.4	25	0
T. Carter	6	26	4.3	9	0
Shaw	9	23	2.6	12	0
L. Johnson	2	13	6.5	13	0
Floyd	6	12	2.0	6	0
Ellison	2	10	5.0	8	0
C. Carter	0	0	---	---	0
Friesz	2	-2	-1.0	-1	0
Patriots	**425**	**1426**	**3.4**	**43**	**9**
Opponents	**486**	**1795**	**3.7**	**60**	**6**

RECEIVING	NO	YDS	AVG	LG	TD
Glenn	69	1147	16.6	67	4
Jefferson	40	698	17.5	68t	6
Brown	36	471	13.1	37	1
Coates	32	370	11.6	27	2
Warren	29	262	9.0	21	1
T. Carter	20	108	5.4	20	0
Simmons	19	276	14.5	58t	2
Brisby	18	266	14.8	40	0
Allen	14	125	8.9	38	1
Faulk	12	98	8.2	19	1
Rutledge	7	66	9.4	13	0
Ellison	4	50	12.5	23	0
Shaw	2	31	15.5	29	0
Floyd	2	16	8.0	11	0
Bartrum	1	1	1.0	1t	1
Patriots	**305**	**3985**	**13.1**	**68t**	**19**
Opponents	**293**	**3281**	**11.2**	**69t**	**23**

INTERCEPTIONS	NO	YDS	AVG	LG	TD
Milloy	4	17	4.3	17	0
Serwanga	3	2	0.7	2	0
C. Carter	3	13	4.3	8	0
Law	2	20	10.0	27t	1
Katzenmoyer	1	57	57.0	57t	1
Bruschi	1	1	1.0	1	0
Israel	1	0	0.0	0	0
Slade	1	0	0.0	0	0
Patriots	**16**	**110**	**6.9**	**57t**	**2**
Opponents	**21**	**299**	**14.2**	**84**	**1**

PUNTING	NO	YDS	AVG	NET	TB	IN20	LG	BLK
L. Johnson	90	3735	41.5	34.6	14	23	58	0
Patriots	**90**	**3735**	**41.5**	**34.6**	**14**	**23**	**58**	**0**
Opponents	**95**	**3914**	**41.2**	**33.7**	**11**	**20**	**65**	**1**

PUNT RETURNS	NO	FC	YDS	AVG	LG	TD
Brown	38	13	405	10.7	52	0
Faulk	10	4	90	9.0	20	0
Patriots	**48**	**17**	**495**	**10.3**	**52**	**0**
Opponents	**36**	**20**	**345**	**9.6**	**45**	**0**

KICK RETURNS	NO	YDS	AVG	LG	TD
Faulk	39	943	24.2	95	0
Brown	8	271	33.9	54	0
Simmons	6	132	22.0	29	0
Jones	5	113	22.6	28	0
Warren	2	25	12.5	16	0
Ellison	1	13	13.0	13	0
Sullivan	1	1	1.0	1	0
Patriots	**62**	**1498**	**24.2**	**95**	**0**
Opponents	**64**	**1441**	**22.5**	**58**	**0**

SACKS: McGinest 9.0, Slade 4.5, Katzenmoyer 3.5, Eaton 3.0, Mitchell 3.0, Thomas 3.0, Whigham 3.0, Bruschi 2.0, Collons 2.0, T. Johnson 2.0, Milloy 2.0, C. Carter 1.0, Israel 1.0, Serwanga 1.0, Sullivan 1.0, Law 0.5, Spires 0.5, Team 42.0, Opponents 56.0

FIELD GOALS	1-19	20-29	30-39	40-49	50+
Vinatieri	1/1	14/14	5/7	5/9	1/2
Patriots	**1/1**	**14/14**	**5/7**	**5/9**	**1/2**
Opponents	**2/ 2**	**11/11**	**5/6**	**6/8**	**1/3**

Vinatieri: (33G,21G,23G) (26G) (38G,19G,41G) (22G,21G,42N) (48N,32N) (41G,39G,34G) (28G) () (22G) (27G) () (41G,23G) (28G,28G,26G) (23G,43G,56N,46G) (44N,38G,33N,44N) (25G,51G)

OPPONENTS: () () (41N) (38N) (22G,41G,23G) (20G,33G,45G,45G,41G,53G) (40G,28G,30G,59N) (24G) (26G) (19G,23G) (28G) (20G,43N,34G) (28G,31G) (43G,51N) (39G,23G) (19G).

STARTERS:

OFFENSE: WR Shawn Jefferson (16); LT Bruce Armstrong (16); LG Heath Irwin (13), Max Lane (3); C Damien Woody (16); RG Todd Rucci (14); M. Lane (2); RT Zefross Moss (13), M. Lane (2), Ed Ellis (1); TE Ben Coates (15), Rod Rutledge (1); WR Terry Glenn (13), Vincent Brisby (1), Troy Brown (1) Tony Simmons (1), QB Drew Bledsoe (16); RB Terry Allen (13), Kevin Faulk (2), Lamont Warren (1); FB Tony Carter (14); 3rd TE R. Rutledge (1); 2nd RB L. Warren (1).

DEFENSE: DE Brandon Mitchell (16); NT Chad Eaton (16); DT Henry Thomas (16); Elephant Willie McGinest (16); SLB Chris Slade (16); MLB Andy Katzenmoyer (11), Ted Johnson (5); WLB Tedy Bruschi (14), Marty Moore (2); LCB Ty Law (13), Kato Serwanga (3); RCB Steve Israel (13), Tebucky Jones (2), Terry Billups (1); SS Lawyer Milloy (16); FS Chris Carter (15), Tony George (1).

1999 Coaching Staff: Jeff Davidson, Asst. Offensive Line, Ivan Fears, Wide Receivers, Ray Hamilton, Defensive Line, Ron Lynn, Defensive Backs, Johnny Parker, Strength/ Conditioning, Bo Pelini, Linebackers, Jack Reilly, Quarterbacks, Dante Scarnecchia, Offensive Line, Brad Seely, Special Teams, Steve Sidwell, Defensive Coordinator, Carl Smith, Tight Ends, DeWayne Walker, Defensive Assistant - Secondary, Kirby Wilson, Running Backs, Ernie Zampese, Offensive Coordinator.

Pro Bowl (2): WR Terry Glenn (1), SS Lawyer Milloy (2).

PASSING	ATT	CMP	YARDS	CMP%	YDS/ATT	TD	TD%	INT	INT%	LG	SK/YDS	RATING
Bledsoe	539	305	3985	56.6	7.39	19	3.5	21	3.9	68t	55/ 342	75.6
Brown	1	0	0	0.0	0.00	0	0.0	0	0.0	0	0/0	39.6
Warren	0	0	0	---	---	0	---	0	---	---	1/7	---
Patriots	**540**	**305**	**3985**	**56.5**	**7.38**	**19**	**3.5**	**21**	**3.9**	**68t**	**56/ 349**	**75.4**
Opponents	**520**	**293**	**3281**	**56.3**	**6.31**	**23**	**4.4**	**16**	**3.1**	**69t**	**42/ 268**	**77.3**

2000 FINAL STATISTICS (5-11)

HEAD COACH: BILL BELICHICK • FIFTH IN AFC EAST • HOME STADIUM: FOXBORO STADIUM

Date	W/L	Score		Opp.	Att.
9/03	L	16-21		Tampa Bay	60,292
9/11	L	19-20	at	N.Y. Jets	77,687
9/17	L	13-21		Minnesota	60,292
9/24	L	3-10	at	Miami	73,344
10/01	W	28-19	at	Denver	75,684
10/08	W	24-16		Indianapolis	60,292
10/15	L	17-34		N.Y. Jets	60,292
10/22	L	23-30	at	Indianapolis	56,828
10/29				BYE WEEK	
11/05	L	13-16		Buffalo OT	60,292
11/12	L	11-19	at	Cleveland	72,618
11/19	W	16-13		Cincinnati	60,292
11/23	L	9-34	at	Detroit	77,923
12/04	W	30-24		Kansas City	60,292
12/10	L	17-24	at	Chicago	66,944
12/17	W	13-10	at	Buffalo OT	47,230
12/24	L	24-27		Miami	60,292

TEAM STATISTICS	PATS	OPP
TOTAL FIRST DOWNS	**283**	**326**
Rushing	80	108
Passing	172	184
Penalty	31	34
3rd Down: Made/Att	82/234	103/237
3rd Down Pct.	35.0	43.5
4th Down: Made/Att	13/26	9/10
4th Down Pct.	50.0	90.0
POSSESSION AVG.	**28:56**	**31:04**
TOTAL NET YARDS	**4571**	**5353**
Avg. Per Game	285.7	334.6
Total Plays	1037	1068
Avg. Per Play	4.4	5.0
NET YARDS RUSHING	**1390**	**1831**
Avg. Per Game	86.9	114.4
Total Rushes	424	495
NET YARDS PASSING	**3181**	**3522**
Avg. Per Game	198.8	220.1
Sacked/Yards Lost	48/280	29/172
Gross Yards	3461	3694
Att./Completions	565/328	544/321
Completion Pct.	58.1	59.0
Had Intercepted	15	10
PUNTS/AVERAGE	**90/42.2**	**87/40.4**
NET PUNTING AVG.	**90/36.8**	**87/31.9**
PENALTIES/YARDS	**99/815**	**95/897**
FUMBLES/BALL LOST	**23/10**	**27/13**
TOUCHDOWNS	**28**	**38**
Rushing	9	12
Passing	18	23
Returns	1	3

SCORE BY PERIODS	1	2	3	4	OT	TOTAL
Patriots	**76**	**86**	**30**	**81**	**3**	**276**
Opponents	**53**	**122**	**52**	**108**	**3**	**338**

SCORING	TD	Ru	Pa	Rt	PAT	FG	S	TP
Vinatieri	0	0	0	0	25/25	27/33	0	106
Glenn	6	0	6	0			0	36
Faulk	5	4	1	0			0	32
Brown	5	0	4	1			0	30
Redmond	3	1	2	0			0	18
Bjornson	2	0	2	0			0	12
Bledsoe	2	2	0	0			0	12
Carter	2	2	0	0			0	12
Wiggins	1	0	1	0			0	6
Rutledge	1	0	1	0			0	6
Simmons	1	0	1	0			0	6
Patriots	**28**	**9**	**18**	**1**	**25/25**	**27/33**	**0**	**276**
Opponents	**38**	**12**	**23**	**3**	**34/34**	**24/32**	**1**	**338**

2-Pt. Conversions: Patriots 1-3 (Faulk), Opponents 1-4.

RUSHING	NO	YDS	AVG	LG	TD
Faulk	164	570	3.5	18	4
Redmond	125	406	3.2	20	1
Bledsoe	47	158	3.4	16	2
Carter	37	90	2.4	9	2
Pass	18	58	3.2	11	0
Brown	6	46	7.7	35	0
Glenn	4	39	9.8	35	0
Shaw	9	12	1.3	5	0
Bishop	7	-1	-.1	2	0
R. Harris	3	14	4.7	7	0
Floyd	2	-1	-.5	0	0
L. Johnson	2	-1	-.5	0	0
Patriots	**424**	**1390**	**3.3**	**35**	**9**
Opponents	**495**	**1831**	**3.7**	**32**	**12**

RECEIVING	NO	YDS	AVG	LG	TD
Brown	83	944	11.4	44t	4
Glenn	79	963	12.2	39t	6
Faulk	51	465	9.1	52t	1
Bjornson	20	152	7.6	19	2
Redmond	20	126	6.3	20	2
Wiggins	16	203	12.7	59	1
Rutledge	15	103	6.9	16	1
Simmons	14	231	16.5	46	1
Carter	9	73	8.1	21	0
Calloway	5	95	19.0	28	0
Jackson	5	44	8.8	13	0
Pass	4	17	4.3	15	0
S. Davis	2	12	6.0	9	0
Shaw	2	11	5.5	8	0
R. Harris	2	1	0.5	2	0
Floyd	1	21	21.0	21	0
Patriots	**328**	**3461**	**10.6**	**59**	**18**
Opponents	**321**	**3694**	**11.5**	**81t**	**23**

INTERCEPTIONS	NO	YDS	AVG	LG	TD
Law	2	32	16.0	32	0
Jones	2	20	10.0	20	0
Milloy	2	2	1.0	2	0
Smith	1	56	56.0	56	0
Langham	1	24	24.0	24	0
Thomas	1	16	16.0	16	0
A. Harris	1	11	11.0	11	0
Patriots	**10**	**161**	**16.1**	**56**	**0**
Opponents	**15**	**208**	**13.9**	**101t**	**2**

PUNTING	NO	YDS	AVG	NET	TB	IN20	LG	BLK
L. Johnson	89	3798	42.7	36.8	5	31	62	1
Patriots	**90**	**3798**	**42.2**	**36.8**	**5**	**31**	**62**	**1**
Opponents	**87**	**3513**	**40.4**	**31.9**	**9**	**23**	**62**	**0**

PUNT RETURNS	NO	FC	YDS	AVG	LG	TD
Brown	39	19	504	12.9	66t	1
Faulk	6	3	58	9.7	35	0
Patriots	**45**	**22**	**562**	**12.5**	**66t**	**1**
Opponents	**43**	**21**	**384**	**8.9**	**56**	**0**

SACKS: McGinest 6.0, Spires 6.0, Thomas 4.5, Slade 4.0, Eaton 2.5, Serwanga 2.0, Hamilton 1.5, Bruschi 1.0, A. Harris 1.0, T. Johnson 0.5, Patriots 29.0, Opponents 48.0.

KICK RETURNS	NO	YDS	AVG	LG	TD
Faulk	37	806	21.8	40	0
Jackson	13	323	24.8	47	0
Simmons	4	82	20.5	39	0
Brown	2	15	7.5	9	0
Bruschi	2	13	6.5	7	0
S. Davis	2	45	22.5	32	0
Carter	1	16	16.0	16	0
Hamilton	1	0	0.0	0	0
Redmond	1	25	25.0	25	0
Patriots	**63**	**1325**	**21.0**	**47**	**0**
Opponents	**62**	**1350**	**21.8**	**87t**	**1**

FIELD GOALS	1-19	20-29	30-39	40-49	50+
Vinatieri	0/0	11/13	8/9	7/8	1/3
Patriots	**0/0**	**11/13**	**8/9**	**7/8**	**1/3**
Opponents	**1/1**	**5/ 7**	**11/13**	**7/11**	**0/0**

Vinatieri: (30G,55N) (32G,35G,30G,33G,29N) (44N) (40G,53N) () (21G) (23G) (27G,26G,28G) (48G,43G) (38G) (38G,21G,22G) (24G,47G,43G) (48G,53G,37N,27G) (40G) (22G,27N,24G) (33G).

OPPONENTS: () () () (43G) (20G,43N) (33G,33G,34G) (38G,46N,27G) (36G) (19G,48G,32G) (39G,43G,35G,35G) (28G,30N,45G) (31G,36G) (42G) (24G,47N) (25G,23B,30B) (47G,47N,28N,49G).

STARTERS:

OFFENSE: WR Troy Brown (15); LT Bruce Armstrong (16); LG Joe Andruzzi (11), Adrian Klemm (3), Derrick Fletcher (2); C Damien Woody (16); RG Sale Isaia (14), Max Lane (2); RT Grant Williams (8), Greg Robinson-Randall (4), M. Lane (3), A. Klemm (1); TE Rod Rutledge (10), Eric Bjornson (6); WR Terry Glenn (16); QB Drew Bledsoe (16); RB Kevin Faulk (9), J.R. Redmond (5), Patrick Pass (2); FB Tony Carter (6); 2nd TE Jermaine Wiggins (2), R. Rutledge (1), Chris Eitzmann (1); 3rd WR Chris Calloway (2) Curtis Jackson (2), Tony Simmons (2), Shockmain Davis (1).

DEFENSE: DE/OLB Willie McGinest (14), Brandon Mitchell (1), Greg Spires (1); DE B. Mitchell (8), Garrett Johnson (2), Chad Eaton (1), G. Spires (1), Henry Thomas (1); NT C. Eaton (12), H. Thomas (4); RDE Bobby Hamilton (16), SLB Chris Slade (15); ILB Ted Johnson (11), Rob Holmberg (4), Andy Katzenmoyer (1); WLB Tedy Bruschi (16); 4th LB A. Katzenmoyer (2), R. Holmberg (1); LCB Ty Law (15), Antonio Langham (1); RCB Otis Smith (12), A. Langham (4); SS Lawyer Milloy (16), FS Tebucky Jones (9), Larry Whigham (4), O. Smith (2), A. Langham (1); 5th DB A. Langham (1).

2000 Coaching Staff: Ned Burke, Coaching Assistant; Brian Daboll, Coaching Assistant; Jeff Davidson, Assistant Offensive Line; Ivan Fears, Wide Receivers; Mark Jackson, coaching assistant; Pepper Johnson, Assistant Linebackers; Eric Mangini, Defensive Backs; Randy Melvin, Defensive Line; Markus Paul, Assistant Strength and Conditioning; Dick Rehbein, Quarterbacks; Rob Ryan, Linebackers; Dante Scarnecchia, Assistant Head Coach/ Offensive Line; Brad Seely, Special Teams; DeWayne Walker, Defensive Assistant; Charlie Weis, Offensive Coordinator/ Running Backs; Mike Woicik, Strength and Conditioning.

Pro Bowl (0)

PASSING	ATT	CMP	YARDS	CMP%	YDS/ATT	TD	TD%	INT	INT%	LG	SK/YDS	RATING
Bledsoe	531	312	3291	58.8	6.20	17	3.2	13	2.4	59	45/ 264	77.3
Friesz	21	11	66	52.4	3.14	0	0.0	1	4.8	17	3/16	39.0
Bishop	9	3	80	33.3	8.89	1	11.1	1	11.1	44t	0/0	64.4
Brady	3	1	6	33.3	2.00	0	0.0	0	0.0	6	0/0	42.4
L. Johnson	1	1	18	100.0	18.00	0	0.0	0	0.0	18	0/0	118.8
Patriots	**565**	**328**	**3461**	**58.1**	**6.13**	**18**	**3.2**	**15**	**2.7**	**59**	**48/ 280**	**75.5**
Opponents	**544**	**321**	**3694**	**59.0**	**6.79**	**23**	**4.2**	**10**	**1.8**	**81t**	**29/ 172**	**86.0**

2001 FINAL STATISTICS (11-5)

HEAD COACH: BILL BELICHICK • AFC EAST DIVISION CHAMPIONS • HOME STADIUM: FOXBORO STADIUM

Date	W/L	Score		Opp.	Att.
9/09	L	17-23	at	Cincinnati	51,521
9/23	L	3-10		N.Y. Jets	60,292
9/30	W	44-13		Indianapolis	60,292
10/07	L	10-30	at	Miami	73,024
10/14	W	29-26		San Diego OT	60,292
10/21	W	38-17	at	Indianapolis	56,022
10/28	L	20-31	at	Denver	74,750
11/04	W	24-10	at	Atlanta	45,572
11/11	W	21-11		Buffalo	60,292
11/18	L	17-24		St. Louis	60,292
11/25	W	34-17		New Orleans	60,292
12/02	W	17-16	at	N.Y. Jets	78,712
12/09	W	27-16		Cleveland	60,292
12/16	W	12-9	at	Buffalo OT	45,527
12/22	W	20-13		Miami	60,292
				BYE WEEK	
1/06	W	38-6	at	Carolina	71,907
AFC PLAYOFFS					
1/19	W	16-13		Oakland OT	60,292
1/27	W	24-17	at	Pittsburgh	64,704
SUPER BOWL XXXVI (at New Orleans, La.)					
2/03	W	20-17		St. Louis	72,922

TEAM STATISTICS	PATS	OPP
TOTAL FIRST DOWNS	**292**	**303**
Rushing	101	99
Passing	163	171
Penalty	28	33
3rd Down: Made/Att	91/221	80/215
3rd Down Pct.	41.2	37.2
4th Down: Made/Att	7/17	5/15
4th Down Pct.	41.2	33.3
POSSESSION AVG.	**30:48**	**29:12**
TOTAL NET YARDS	**4882**	**5352**
Avg. Per Game	305.1	334.5
Total Plays	1001	1016
Avg. Per Play	4.9	5.3
NET YARDS RUSHING	**1793**	**1855**
Avg. Per Game	112.1	115.9
Total Rushes	473	429
NET YARDS PASSING	**3089**	**3497**
Avg. Per Game	193.1	218.6
Sacked/Yards Lost	46/237	41/234
Gross Yards	3326	3731
Att./Completions	482/306	546/299
Completion Pct.	63.5	54.8
Had Intercepted	15	22
PUNTS/AVERAGE	**74/41.1**	**73/39.5**
NET PUNTING AVG.	**74/38.1**	**73/31.6**
PENALTIES/YARDS	**92/802**	**93/839**
FUMBLES/BALL LOST	**29/13**	**23/13**
TOUCHDOWNS	**43**	**26**
Rushing	15	7
Passing	21	15
Returns	7	4

SCORE BY PERIODS	1	2	3	4	OT	TOTAL
Patriots	**74**	**133**	**58**	**100**	**6**	**371**
Opponents	**54**	**51**	**94**	**73**	**0**	**272**

SCORING	TD	Ru	Pa	Rt	PAT	FG	S	TP
Vinatieri	0	0	0	0	41/42	24/30	0	113
A. Smith	13	12	1	0			0	78
Brown	7	0	5	2			0	42
Patten	5	1	4	0			0	30
Wiggins	4	0	4	0			0	24
M. Edwards	3	1	2	0			0	18
Faulk	3	1	2	0			0	18
Law	2	0	0	2			0	12
O. Smith	2	0	0	2			0	12
Buckley	1	0	0	1			0	6
Glenn	1	0	1	0			0	6
C. Johnson	1	0	1	0			0	6
Pass	1	0	1	0			0	6
Patriots	**43**	**15**	**21**	**7**	**41/42**	**24/30**	**0**	**371**
Opponents	**26**	**7**	**15**	**4**	**22/22**	**30/41**	**0**	**272**

2-Pt. Conversions: Patriots 0-1, Opponents 2-4

RUSHING	NO	YDS	AVG	LG	TD
A. Smith	287	1157	4.0	44	12
Faulk	41	169	4.1	24	1
M. Edwards	51	141	2.8	14	1
Redmond	35	119	3.4	16	0
Brown	11	91	8.3	31	0
Patten	5	67	13.4	29t	1
Brady	36	43	1.2	12	0
Bledsoe	5	18	3.6	8	0
Pass	1	7	7.0	7	0
L. Johnson	1	-19	-19.0	-19	0
Patriots	**473**	**1793**	**3.8**	**44**	**15**
Opponents	**429**	**1855**	**4.3**	**58**	**7**

RECEIVING	NO	YDS	AVG	LG	TD
Brown	101	1199	11.9	60t	5
Patten	51	749	14.7	91t	4
Faulk	30	189	6.3	28	2
M. Edwards	25	166	6.6	17	2
A. Smith	19	192	10.1	41t	1
Glenn	14	204	14.6	23	1
Wiggins	14	133	9.5	31	4
C. Johnson	14	111	7.9	24t	1
Redmond	13	132	10.2	17	0
Pass	6	66	11.0	23t	1
Rutledge	5	35	7.0	9	0
Small	4	29	7.3	11	0
Emanuel	4	25	6.3	16	0
Coleman	2	50	25.0	46	0
Jackson	2	16	8.0	12	0
Brady	1	23	23.0	23	0
Cox	1	7	7.0	7	0
Patriots	**306**	**3326**	**10.9**	**91t**	**21**
Opponents	**299**	**3731**	**12.5**	**68**	**15**

INTERCEPTIONS	NO	YDS	AVG	LG	TD
O. Smith	5	181	36.2	78t	2
Law	3	91	30.3	46t	2
Buckley	3	76	25.3	52t	1
Vrabel	2	27	13.5	15	0
Milloy	2	21	10.5	21	0
Bruschi	2	7	3.5	4	0
Pleasant	2	0	0.0	0	0
Phifer	1	14	14.0	14	0
Stevens	1	9	9.0	9	0
T. Jones	1	-4	-4.0	-4	0
Patriots	**22**	**422**	**19.2**	**78t**	**5**
Opponents	**15**	**273**	**18.2**	**49t**	**2**

PUNTING	NO	YDS	AVG	NET	TB	IN20	LG	BLK
Walter	49	1964	40.1	38.1	2	24	58	0
L. Johnson	24	1045	43.5	38.3	3	3	76	0
Vinatieri	1	33	33.0	33.0	0	1	33	0
Patriots	**74**	**3042**	**41.1**	**38.1**	**5**	**28**	**76**	**0**
Opponents	**73**	**2885**	**39.5**	**31.6**	**7**	**18**	**61**	**0**

PUNT RETURNS	NO	FC	YDS	AVG	LG	TD
Brown	29	15	413	14.2	85t	2
Faulk	4	0	27	6.8	10	0
Patriots	**33**	**15**	**440**	**13.3**	**85t**	**2**
Opponents	**26**	**17**	**124**	**4.8**	**26**	**0**

SACKS: Hamilton 7.0, McGinest 6.0, Pleasant 6.0, Milloy 3.0, Seymour 3.0, Vrabel 3.0, Bruschi 2.0, Phifer 2.0, O.Smith 2.0, Buckley 1.0, T. Jones 1.0, Law 1.0, Mitchell 1.0, Parker 1.0, Patriots 41.0,Opponents 46.0

KICK RETURNS	NO	YDS	AVG	LG	TD
Faulk	33	662	20.1	42	0
Pass	10	222	22.2	33	0
Kelly	7	123	17.6	28	0
Jackson	2	30	15.0	19	0
Patten	2	44	22.0	24	0
Redmond	2	57	28.5	30	0
Brown	1	13	13.0	13	0
Bruschi	1	10	10.0	10	0
M. Edwards	1	23	23.0	23	0
Patriots	**59**	**1184**	**20.1**	**42**	**0**
Opponents	**75**	**1658**	**22.1**	**64**	**0**

FIELD GOALS	1-19	20-29	30-39	40-49	50+
Vinatieri	1/1	8/8	7/8	7/12	1/1
Patriots	**1/1**	**8/8**	**7/8**	**7/12**	**1/1**
Opponents	**2/2**	**11/12**	**8/9**	**7/14**	**2/4**

Vinatieri: (39G) (24G) (47G,48G,35G) (37G) (26G, 44N,23G,44G) (43G) (24G,44G) (48G) (43N,45N) (33G) (46N) (28G) (54G,38G,39N,48N) (40G,32G,25G,23G) (32G,23G) (19G).

OPPONENTS: (36G,47G,33G) (26G) () (19G,34G,27G) (21G,36N,27G,59N) (46B,42G,25B,42G,24G) (50G) (58N,49N,20G) (24G,49N) (42N,35G) (48N,43B,31G) (19G,40G,50G) (27G,39G,22G) (43N,41G,25G,41G) (36G,36G) (29G,40G)

STARTERS:

OFFENSE: WR Troy Brown (13), Charles Johnson (1), David Patten (1); LT Matt Light (12), Grant Williams (4); LG Mike Compton (15), Damien Woody (1); C D. Woody (14), M. Compton (1), Grey Ruegamer (1); RG Joe Andruzzi (16); RT Greg Robinson-Randall (16); TE Rod Rutledge (13), Jermaine Wiggins (3); WR D. Patten (13), Bert Emanuel (1); QB Tom Brady (14), Drew Bledsoe (2); RB Antowain Smith (15), Kevin Faulk (1); FB Marc Edwards (13); 2nd TE J. Wiggins (3), R. Rutledge (1); 3rd WR C. Johnson (3); T. Glenn (1).

DEFENSE: DE Bobby Hamilton (15), Willie McGinest (1); NT/DT Brandon Mitchell (11), Richard Seymour (3), Jace Sayler (1). DE/DT Anthony Pleasant (9), R. Seymour (7); OLB/DE A. Pleasant (7), Mike Vrabel (6), W. McGinest (3); ILB/OLB Bryan Cox (7), M. Vrabel (6), W. McGinest (1); ILB/MLB Tedy Bruschi (9), Ted Johnson (5); OLB Roman Phifer (16); LCB Ty Law (16); RCB Otis Smith (15), Terrell Buckley (1); SS Lawyer Milloy (16); FS Tebucky Jones (12), Matt Stevens (3); 5th DB Terrence Shaw (4), Antwan Harris (1); 6th DB M. Stevens (1).

2001 Coaching Staff: Ned Burke, Coaching Assistant; Romeo Crennel, Defensive Coordinator, Brian Daboll, Coaching Assistant; Jeff Davidson, Assistant Offensive Line; Ivan Fears, Wide Receivers; Pepper Johnson, Inside Linebackers; Eric Mangini, Defensive Backs; Randy Melvin, Defensive Line; Markus Paul, Assistant Strength and Conditioning; Rob Ryan, Outside Linebackers; Dante Scarnecchia, Assistant Head Coach/Offensive Line; Brad Seely, Special Teams; Charlie Weis, Offensive Coordinator/ Running Backs; Mike Woicik, Strength and Conditioning.

Pro Bowl (4): QB Tom Brady (1), WR Troy Brown (1), CB Ty Law (2), S Lawyer Milloy (3).

PASSING	ATT	CMP	YARDS	CMP%	YDS/ATT	TD	TD%	INT	INT%	LG	SK/YDS	RATING
Brady	413	264	2843	63.9	6.88	18	4.4	12	2.9	91t	41/216	86.5
Bledsoe	66	40	400	60.6	6.06	2	3.0	2	3.0	58	5/21	75.3
Patten	2	1	60	50.0	30.00	1	50.0	1	50.0	60t	0/0	95.8
Faulk	1	1	23	100.0	23.00	0	0.0	0	0.0	23	0/0	118.8
Patriots	**482**	**306**	**3326**	**63.5**	**6.90**	**21**	**4.4**	**15**	**3.1**	**91t**	**46/237**	**85.3**
Opponents	**546**	**299**	**3731**	**54.8**	**6.83**	**15**	**2.7**	**22**	**4.0**	**68**	**41/234**	**68.6**

2002 FINAL STATISTICS (9-7)

HEAD COACH: BILL BELICHICK • SECOND IN AFC EAST • HOME STADIUM: GILLETTE STADIUM

Date	W/L	Score		Opp.	Att.
9/09	W	30-14		Pittsburgh	68,436
9/15	W	44-7	at	N.Y. Jets	78,726
9/22	W	41-38		Kansas City OT	68,436
9/29	L	14-21	at	San Diego	66,463
10/06	L	13-26	at	Miami	73,369
10/13	L	10-28		Green Bay	68,436
				BYE WEEK	
10/27	L	16-24		Denver	68,436
11/03	W	38-7	at	Buffalo	73,448
11/10	W	33-30	at	Chicago	63,105
11/17	L	20-27	at	Oakland	62,552
11/24	W	24-17		Minnesota	68,436
11/28	W	20-12	at	Detroit	62,109
12/08	W	27-17		Buffalo	68,436
12/16	L	7-24	at	Tennessee	68,809
12/22	L	17-30		N.Y. Jets	68,436
12/29	W	27-24		Miami OT	68,436

TEAM STATISTICS	PATS	OPP
TOTAL FIRST DOWNS	**304**	**315**
Rushing	99	129
Passing	184	158
Penalty	21	28
3rd Down: Made/Att	94/220	95/221
3rd Down Pct.	42.7	43.0
4th Down: Made/Att	9/20	10/16
4th Down Pct.	45.0	62.5
POSSESSION AVG.	**29:11**	**30:49**
TOTAL NET YARDS	**5085**	**5377**
Avg. Per Game	317.8	336.1
Total Plays	1031	1032
Avg. Per Play	4.9	5.2
NET YARDS RUSHING	**1508**	**2198**
Avg. Per Game	94.3	137.4
Total Rushes	395	467
NET YARDS PASSING	**3577**	**3179**
Avg. Per Game	223.6	198.7
Sacked/Yards Lost	31/190	34/199
Gross Yards	3767	3378
Att./Completions	605/374	531/314
Completion Pct.	61.8	59.1
Had Intercepted	14	18
PUNTS/AVERAGE	**71/38.4**	**68/39.4**
NET PUNTING AVG.	**71/33.3**	**68/32.4**
PENALTIES/YARDS	**108/895**	**99/928**
FUMBLES/BALL LOST	**24/10**	**21/11**
TOUCHDOWNS	**43**	**41**
Rushing	9	17
Passing	28	23
Returns	6	1

SCORE BY PERIODS	1	2	3	4	OT	TOTAL
Patriots	**65**	**95**	**99**	**116**	**6**	**381**
Opponents	**57**	**120**	**93**	**76**	**0**	**346**

SCORING	TD	Ru	Pa	Rt	PAT	FG	S	TP
Vinatieri	0	0	0	0	36/36	27/30	0	117
A. Smith	8	6	2	0			0	50
Fauria	7	0	7	0			0	44
Faulk	7	2	3	2			0	42
Patten	5	0	5	0			0	30
Brown	3	0	3	0			0	20
Branch	2	0	2	0			0	12
Bruschi	2	0	0	2			0	12
D. Hayes	2	0	2	0			0	12
Brady	1	1	0	0			0	6
Cleeland	1	1	0	0			0	6
Givens	1	0	1	0			0	6
Graham	1	0	1	0			0	6
V. Green	1	0	0	1			0	6
T. Jones	1	0	0	1			0	6
Vrabel	1	0	1	0			0	6
Patriots	**43**	**9**	**28**	**6**	**36/36**	**27/30**	**0**	**381**
Opponents	**41**	**17**	**23**	**1**	**40/41**	**20/34**	**0**	**346**

2-Pt. Conversions: Patriots 3-7, Opponents 0-0.

RUSHING	NO	YDS	AVG	LG	TD
A. Smith	252	982	3.9	42t	6
Faulk	52	271	5.2	45t	2
Brady	42	110	2.6	15	1
Edwards	31	96	3.1	17	0
Pass	4	27	6.8	13	0
Brown	3	14	4.7	21	0
Patten	2	6	3.0	7	0
Huard	1	4	4.0	4	0
Redmond	4	2	0.5	5	0
Branch	2	0	0.0	4	0
Davey	2	-4	-2.0	-2	0
Patriots	**395**	**1508**	**3.8**	**45t**	**9**
Opponents	**467**	**2198**	**4.7**	**58t**	**17**

RECEIVING	NO	YDS	AVG	LG	TD
Brown	97	890	9.2	38	3
Patten	61	824	13.5	39	5
Branch	43	489	11.4	49t	2
Faulk	37	379	10.2	36t	3
A. Smith	31	243	7.8	35	2
Fauria	27	253	9.4	33	7
Edwards	23	196	8.5	27	0
Cleeland	16	112	7.0	22	1
Graham	15	150	10.0	31	1
D. Hayes	12	133	11.1	40t	2
Givens	9	92	10.2	30	1
Redmond	2	5	2.5	3	0
Vrabel	1	1	1.0	1t	1
Patriots	**374**	**3767**	**10.1**	**49t**	**28**
Opponents	**314**	**3378**	**10.8**	**52t**	**23**

INTERCEPTIONS	NO	YDS	AVG	LG	TD
Buckley	4	50	12.5	39	0
Law	4	33	8.3	29	0
Bruschi	2	75	37.5	48t	2
O. Smith	2	21	10.5	22	0
V. Green	1	90	90.0	90t	1
Seymour	1	6	6.0	6	0
McGinest	1	2	2.0	2	0
Hamilton	1	0	0.0	0	0
T. Jones	1	0	0.0	0	0
Vrabel	1	0	0.0	0	0
Patriots	**18**	**277**	**15.4**	**90t**	**3**
Opponents	**14**	**177**	**12.6**	**46**	**1**

PUNTING	NO	YDS	AVG	NET	TB	IN20	LG	BLK
Walter	70	2723	38.9	33.3	9	19	55	1
Patriots	**71**	**2723**	**38.4**	**33.3**	**9**	**19**	**55**	**1**
Opponents	**68**	**2680**	**39.4**	**32.4**	**9**	**15**	**62**	**0**

PUNT RETURNS	NO	FC	YDS	AVG	LG	TD
Brown	24	10	175	7.3	27	0
Faulk	8	4	65	8.1	16	0
Branch	2	0	58	29.0	40	0
Patriots	**34**	**14**	**298**	**8.8**	**40**	**0**
Opponents	**24**	**18**	**181**	**7.5**	**34**	**0**

SACKS: McGinest 5.5, Seymour 5.5, Bruschi 4.5, Vrabel 4.5, Pleasant 3.0, J. Green 2.5, Hamilton 2.0, Johnson 1.5, T. Jones 1.5, Holsey 1.0, Law 1.0, Phifer 0.5, Patriots 34.0, Opponents 31.0.

KICK RETURNS	NO	YDS	AVG	LG	TD
Branch	36	863	24.0	63	0
Faulk	26	725	27.9	87t	2
Pass	7	123	17.6	28	0
Edwards	3	27	9.0	15	0
Bruschi	1	11	11.0	11	0
J. Green	1	10	10.0	10	0
Redmond	1	12	12.0	12	0
Patriots	**75**	**1771**	**23.6**	**87t**	**2**
Opponents	**73**	**1493**	**20.5**	**57**	**0**

FIELD GOALS	1-19	20-29	30-39	40-49	50+
Vinatieri	0/0	6/6	12/12	8/10	1/2
Patriots	**0/0**	**6/6**	**12/12**	**8/10**	**1/2**
Opponents	**1/1**	**6/7**	**8/10**	**5/14**	**0/2**

Vinatieri: (45G,28G,27G) (28G,31G,40G) (37G35G) (41N) () (32G) (26G) (46G) (57G,31G,42G,25G) (36G,31G,52N) (34G) (31G,29G) (39G,46G,43N) () (49G) (41G,36G,43G,35G).

OPPONENTS: (39N) () (39G) (50B) (45N,40G,33G) (42N) (48N,19G,39N) (50N,25N,45N) (39G,40G,32G) (39G,49B,28G) (43B,38G,41N) (23G,45G,39G,46G) (26G) (45N,28G) (39G,23G,43G) (47N,28G).

STARTERS:

OFFENSE: WR Troy Brown (13), Deion Branch (2), Donald Hayes (1); LT Matt Light (16); LG Mike Compton (15), Joe Andruzzi (1); C Damien Woody (13), Grey Ruegamer (2), M. Compton (1); RG J. Andruzzi (12), D. Woody (2), Adrian Klemm (1), Stephen Neal (1); RT Kenyatta Jones (11), Greg Randall (3), A. Klemm (2); TE Christian Fauria (13), Daniel Graham (2), Cameron Cleeland (1); WR David Patten (14); QB Tom Brady (16); RB Antowain Smith (15); FB Marc Edwards (11); 2nd TE D. Graham (4); 3rd WR D. Branch (5).

DEFENSE: DE Bobby Hamilton (9), Willie McGinest (7); DT/NT B. Hamilton (6), Steve Martin (5), Richard Seymour (3), Rick Lyle (2); DT/DE R. Seymour (13), Anthony Pleasant (2), W. McGinest (1); DE/OLB A. Pleasant (9), Jarvis Green (4), Mike Vrabel (3); OLB/ILB M. Vrabel (10), Tedy Bruschi (3), W. McGinest (1); MLB/ILB Ted Johnson (11), T. Bruschi (5); OLB Roman Phifer (14), T. Bruschi (1), W. McGinest (1); LCB Ty Law (16); RCB Otis Smith (13), Terrell Buckley (2), Leonard Myers (1); SS Lawyer Milloy (16); FS Tebucky Jones (12), Victor Green (4); 5th Defensive Back V. Green (2).

2002: Coaching Staff: Romeo Crennel, Defensive Coordinator/Defensive Line; Brian Daboll, Wide Receivers; Jeff Davidson, Assistant Offensive Line/Tight Ends; Ivan Fears, Running Backs; Pepper Johnson, Inside Linebackers; Eric Mangini, Defensive Backs; Markus Paul, Assistant Strength and Conditioning; Rob Ryan, Outside Linebackers; Dante Scarnecchia, Assistant Head Coach/Offensive Line; Brad Seely, Special Teams; Charlie Weis, Offensive Coordinator/Quarterbacks; Mike Woicik, Strength and Conditioning.

Pro Bowl (6): SpT Larry Izzo (2); CB Ty Law (3), S Lawyer Milloy (4), DT Richard Seymour (1), K Adam Vinatieri (1), C Damien Woody (1).

PASSING	ATT	CMP	YARDS	CMP%	YDS/ATT	TD	TD%	INT	INT%	LG	SK/YDS	RATING
Brady	601	373	3764	62.1	6.26	28	4.7	14	2.3	49t	31/ 190	85.7
Davey	2	1	3	50.0	1.50	0	0.0	0	0.0	3	0/0	56.3
Faulk	1	0	0	0.0	0.00	0	0.0	0	0.0	0	0/0	39.6
Patten	1	0	0	0.0	0.00	0	0.0	0	0.0	0	0/0	39.6
Patriots	**605**	**374**	**3767**	**61.8**	**6.23**	**28**	**4.6**	**14**	**2.3**	**49t**	**31/190**	**85.3**
Opponents	**531**	**314**	**3378**	**59.1**	**6.36**	**23**	**4.3**	**18**	**3.4**	**52t**	**34/199**	**78.2**

2003 FINAL STATISTICS (14-2)

HEAD COACH: BILL BELICHICK • AFC EAST DIVISION CHAMPIONS • HOME STADIUM: GILLETTE STADIUM

Date	W/L	Score		Opp.	Att.
9/07	L	0-31	at	Buffalo	73,262
9/14	W	31-10	at	Philadelphia	67,624
9/21	W	23-16		N.Y. Jets	68,436
9/28	L	17-20	at	Washington	83,632
10/05	W	38-30		Tennessee	68,436
10/12	W	17-6		N.Y. Giants	68,436
10/19	W	19-13	at	Miami OT	73,650
10/26	W	9-3		Cleveland	68,436
11/03	W	30-26	at	Denver	68,436
				BYE WEEK	
11/16	W	12-0		Dallas	68,436
11/23	W	23-20	at	Houston OT	70,719
11/30	W	38-34	at	Indianapolis	57,102
12/07	W	12-0		Miami	68,436
12/14	W	27-13		Jacksonville	68,436
12/20	W	21-16	at	N.Y. Jets	77,835
12/27	W	31-0		Buffalo	68,436
AFC PLAYOFFS					
1/10	W	17-14		Tennessee	68,436
1/18	W	24-14		Indianapolis	68,436
SUPER BOWL XXXVIII (at Houston, Texas)					
2/01	W	32-29		Carolina	71,525

TEAM STATISTICS	PATS	OPP
TOTAL FIRST DOWNS	**294**	**293**
Rushing	91	91
Passing	177	177
Penalty	26	25
3rd Down: Made/Att	84/227	81/235
3rd Down Pct.	37.0	34.5
4th Down: Made/Att	6/14	6/16
4th Down Pct.	42.9	37.5
POSSESSION AVG.	**30:50**	**29:10**
TOTAL NET YARDS	**5039**	**4666**
Avg. Per Game	314.9	291.6
Total Plays	1042	1060
Avg. Per Play	4.8	4.4
NET YARDS RUSHING	**1607**	**1434**
Avg. Per Game	100.4	89.6
Total Rushes	473	401
NET YARDS PASSING	**3432**	**3232**
Avg. Per Game	214.5	202.0
Sacked/Yards Lost	32/219	41/253
Gross Yards	3651	3485
Att./Completions	537/320	618/328
Completion Pct.	59.6	53.1
Had Intercepted	13	29
PUNTS/AVERAGE	**88/37.1**	**90/40.6**
NET PUNTING AVG.	**88/33.5**	**90/34.4**
PENALTIES/YARDS	**111/998**	**107/845**
FUMBLES/BALL LOST	**25/11**	**31/12**
TOUCHDOWNS	**39**	**23**
Rushing	9	10
Passing	23	11
Returns	7	2

SCORE BY PERIODS	1	2	3	4	OT	TOTAL
Patriots	**80**	**83**	**79**	**97**	**9**	**348**
Opponents	**42**	**73**	**51**	**72**	**0**	**238**

SCORING	TD	Ru	Pa	Rt	PAT	FG	S	TP
Vinatieri	0	0	0	0	37/38	25/34	0	112
Givens	6	0	6	0			0	36
Cloud	5	5	0	0			0	30
T. Brown	4	0	4	0			0	24
Graham	4	0	4	0			0	24
Branch	3	0	3	0			0	18
B. Johnson	3	0	2	1			0	18
Smith	3	3	0	0			0	18
Bruschi	2	0	0	2			0	12
Fauria	2	0	2	0			0	12
Brady	1	1	0	0			0	6
Centers	1	0	1	0			0	6
Chatham	1	0	0	1			0	6
Law	1	0	0	1			0	6
McGinest	1	0	0	1			0	6
Samuel	1	0	0	1			0	6
Ward	1	0	1	0			0	6
Patriots	**39**	**9**	**23**	**7**	**37/38**	**25/34**	**1**	**348**
Opponents	**23**	**10**	**11**	**2**	**21/21**	**25/35**	**1**	**238**

RUSHING	NO	YDS	AVG	LG	TD
Smith	182	642	3.5	30	3
Faulk	178	638	3.6	23	0
Cloud	27	118	4.4	42	5
Centers	21	82	3.9	13	0
Brady	42	63	1.5	11	1
T. Brown	6	27	4.5	11	0
Pass	6	27	4.5	11	0
Branch	1	11	11.0	11	0
Klecko	2	5	2.5	5	0
Patten	1	4	4.0	4	0
McCrary	3	3	1.0	4	0
Walter	2	0	0.0	0	0
Huard	1	-1	-1.0	-1	0
B. Johnson	1	-12	-12.0	-12	0
Patriots	**473**	**1607**	**3.4**	**42**	**9**
Opponents	**401**	**1434**	**3.6**	**23**	**10**

RECEIVING	NO	YDS	AVG	LG	TD
Branch	57	803	14.1	66t	3
Faulk	48	440	9.2	27	0
T. Brown	40	472	11.8	82t	4
Graham	38	409	10.8	38	4
Givens	34	510	15.0	57	6
Fauria	28	285	10.2	28	2
Centers	19	106	5.6	14	1
B. Johnson	16	209	13.1	45	2
Smith	14	92	6.6	16	0
Patten	9	140	15.6	42	0
Ward	7	106	15.1	31t	1
Pass	4	21	5.3	11	0
Stokes	2	38	19.0	31	0
McCrary	2	12	6.0	9	0
Cloud	1	8	8.0	9	0
Andruzzi	1	0	0.0	0	0
Patriots	**320**	**3651**	**11.4**	**82t**	**23**
Opponents	**328**	**3485**	**10.6**	**67**	**11**

INTERCEPTIONS	NO	YDS	AVG	LG	TD
Law	6	112	18.7	65t	1
Poole	6	81	13.5	44	0
Wilson	4	18	4.5	10	0
Bruschi	3	26	8.7	18t	2
Harrison	3	0	0.0	2	0
Samuel	2	55	27.5	55t	1
Vrabel	2	18	9.0	14	0
Morris	1	33	33.0	33	0
McGinest	1	15	15.0	15t	1
Izzo	1	0	0.0	0	0
Patriots	**29**	**358**	**12.3**	**65t**	**5**
Opponents	**13**	**122**	**9.4**	**37t**	**1**

PUNTING	NO	YDS	AVG	NET	TB	IN20	LG	BLK
Walter	76	2865	37.7	33.6	3	25	52	1
Barnard	10	365	36.5	32.5	1	4	49	0
Brady	1	36	36.0	36.0	0	1	36	0
Patriots	**88**	**3266**	**37.1**	**33.5**	**4**	**30**	**52**	**1**
Opponents	**90**	**3658**	**40.6**	**34.4**	**5**	**21**	**71**	**0**

PUNT RETURNS	NO	FC	YDS	AVG	LG	TD
T. Brown	29	13	293	10.1	23	0
Poole	11	3	75	6.8	18	0
Faulk	5	6	66	13.2	19	0
Branch	4	1	26	6.5	11	0
B. Johnson	1	0	2	2.0	2	0
Ward	0	2	0	---	---	0
Patriots	**50**	**25**	**462**	**9.2**	**23**	**0**
Opponents	**38**	**11**	**240**	**6.3**	**57t**	**1**

SACKS: Vrabel 9.5, Seymour 8.0, McGinest 5.5, Harrison 3.0, Bruschi 2.0, Colvin 2.0, Green 2.0, Washington 2.0, Chatham 1.5, Klecko 1.5, Banta-Cain 1.0, Cherry 1.0, Pleasant 1.0, Warren 1.0, Patriots 41.0, Opponents 32.0.

KICK RETURNS	NO	YDS	AVG	LG	TD
B. Johnson	30	847	28.2	92t	1
Pass	11	254	23.1	36	0
Faulk	10	207	20.7	30	0
Cloud	2	38	19.0	19	0
Givens	2	31	15.5	20	0
Klecko	2	20	10.0	10	0
Vrabel	2	22	11.0	14	0
Bruschi	1	9	9.0	9	0
Patriots	**60**	**1428**	**23.8**	**92t**	**1**
Opponents	**77**	**1623**	**21.1**	**75**	**0**

FIELD GOALS	1-19	20-29	30-39	40-49	50+
Vinatieri	0/0	16/17	4/8	5/8	0/1
Patriots	**0/0**	**16/17**	**4/8**	**5/8**	**0/1**
Opponents	**1/1**	**8/8**	**8/11**	**7/14**	**1/1**

Vinatieri: () (27G) (24G,22G,47G) (23G,46N) (34N,39N, 48G) (42N,28G) (25G,30G) (27G,48N,28G,38G) (40G,46G, 28G) (23G,26G) (21G,38N,32G,37B,28G) (43G) (29G,54N) (22G,31G) () (24N,24G).

OPPONENTS: (44G) (57G) (41G,39G,30G,42N) (38G,29G, 48B) (48G,43G,46N,33G,37G,41G) (22G,47N,49N,34G) (23G,34G,35B,35N) (29G) (44N,43G) () (19G,31G) (40G, 29G) () (24G,23G,34N) (29G) (40N).

STARTERS:

OFFENSE: WR Troy Brown (10), David Givens (3), Bethel Johnson (3); LT Matt Light (16); LG Damien Woody (12), Mike Compton (2), Joe Andruzzi (1), Russ Hochstein (1); C Dan Koppen (15), Damien Woody (1); RG Joe Andruzzi (15), Damien Woody (1); RT Tom Ashworth (13), Adrian Klemm (3); TE Christian Fauria (13), Daniel Graham (3); WR Deion Branch (9), David Patten (5); QB Tom Brady (16); RB Kevin Faulk (8), Antowain Smith (6), Michael Cloud (1); FB Larry Centers (3), Fred McCrary (3); 3rd WR Deion Branch (2), David Givens (2), Bethel Johnson (1); 4th WR Bethel Johnson (1); 2nd TE Daniel Graham (5).

DEFENSE: LE Bobby Hamilton (16); DT/NT Ted Washington (10), Ty Warren (4), Rick Lyle (1), Dan Klecko (1); DT/RE Richard Seymour (14), Jarvis Green (2); DE/OLB Willie McGinest (9), Jarvis Green (5), Rosevelt Colvin (2); OLB/ILB Roman Phifer (12), Willie McGinest (2), Ted Johnson (2); MLB/ILB Tedy Bruschi (16); OLB Mike Vrabel (9), Matt Chatham (4), Roman Phifer (3); LCB Ty Law (14), Tyrone Poole (1), Asante Samuel (1); RCB Tyrone Poole (15), Ty Law (1); SS Rodney Harrison (16); FS Eugene Wilson (15), Antwan Harris (1).

2003 Coaching Staff: Romeo Crennel, Defensive Coordinator/Defensive Line; Brian Daboll, Wide Receivers; Jeff Davidson, Assistant Offensive Line/Tight Ends; Ivan Fears, Running Backs; John Hufnagel, Quarterbacks; Pepper Johnson, Inside Linebackers; Eric Mangini, Defensive Backs; Markus Paul, Assistant Strength and Conditioning; Rob Ryan, Outside Linebackers; Dante Scarnecchia, Assistant Head Coach/Offensive Line; Brad Seely, Special Teams; Charlie Weis, Offensive Coordinator; Mike Woicik, Strength and Conditioning.

Pro Bowl (3): CB Ty Law (4), LB Willie McGinest (2), DL Richard Seymour (2).

PASSING	ATT	CMP	YARDS	CMP%	YDS/ATT	TD	TD%	INT	INT%	LG	SK/YDS	RATING
Brady	527	317	3620	60.2	6.87	23	4.4	12	2.3	82t	32/219	85.9
Davey	7	3	31	42.9	4.43	0	0.0	0	0.0	16	0/0	56.3
Faulk	1	0	0	0.0	0.0	0	0.0	0	0.0	0	0/0	39.6
Givens	1	0	0	0.0	0.0	0	0.0	1	100.0	0	0/0	0.0
Huard	1	0	0	0.0	0.0	0	0.0	0	0.0	0	0/0	39.6
Patriots	**537**	**320**	**3651**	**59.6**	**6.80**	**23**	**4.3**	**13**	**2.4**	**82t**	**32/219**	**84.3**
Opponents	**618**	**328**	**3485**	**53.1**	**5.64**	**11**	**1.8**	**29**	**4.7**	**67**	**41/253**	**56.2**

2004 FINAL STATISTICS (14-2)

HEAD COACH: BILL BELICHICK • AFC EAST DIVISION CHAMPIONS • HOME STADIUM: GILLETTE STADIUM

Date	W/L	Score		Opp.	Att.
9/09	W	27-24		Indianapolis	68,756
9/19	W	23-12	at	Arizona	51,557
				BYE WEEK	
10/03	W	31-17	at	Buffalo	72,698
10/10	W	24-10		Miami	68,756
10/17	W	30-20		Seattle	68,756
10/24	W	13-7		N.Y. Jets	68,756
10/31	L	20-34	at	Pittsburgh	64,737
11/07	W	40-22	at	St. Louis	66,107
11/14	W	29-6		Buffalo	68,756
11/22	W	27-19	at	Kansas City	78,431
11/28	W	24-3		Baltimore	68,756
12/05	W	42-15	at	Cleveland	73,028
12/12	W	35-28		Cincinnati	68,756
12/20	L	28-29	at	Miami	73,629
12/26	W	23-7	at	N.Y. Jets	77,975
1/02	W	21-7		San Francisco	68,756
AFC PLAYOFFS					
1/16	W	20-3		Indianapolis	68,756
1/23	W	41-27	at	Pittsburgh	65,242
SUPER BOWL XXXIX (at Jacksonville, Fla.)					
2/06	W	24-21		Philadelphia	78,125

TEAM STATISTICS	PATS	OPP
TOTAL FIRST DOWNS	**344**	**290**
Rushing	120	83
Passing	193	177
Penalty	31	30
3rd Down: Made/Att	93/206	81/209
3rd Down Pct.	45.1	38.8
4th Down: Made/Att	4/10	13/30
4th Down Pct.	40.0	43.3
POSSESSION AVG.	**31:22**	**28:38**
TOTAL NET YARDS	**5722**	**4972**
Avg. Per Game	357.6	310.8
Total Plays	1035	988
Avg. Per Play	5.5	5.0
NET YARDS RUSHING	**2134**	**1572**
Avg. Per Game	133.4	98.3
Total Rushes	524	405
NET YARDS PASSING	**3588**	**3400**
Avg. Per Game	224.3	212.5
Sacked/Yards Lost	26/162	45/311
Gross Yards	3750	3711
Att./Completions	485/293	538/315
Completion Pct.	60.4	58.6
Had Intercepted	14	20
PUNTS/AVERAGE	**56/42.9**	**69/41.5**
NET PUNTING AVG.	**56/33.7**	**69/36.8**
PENALTIES/YARDS	**101/822**	**118/1014**
FUMBLES/BALL LOST	**24/13**	**31/16**
TOUCHDOWNS	**49**	**31**
Rushing	15	9
Passing	29	18
Returns	5	4

SCORE BY PERIODS	1	2	3	4	OT	TOTAL
Patriots	**87**	**159**	**102**	**89**	**0**	**437**
Opponents	**55**	**94**	**45**	**66**	**0**	**260**

SCORING	TD	Ru	Pa	Rt	PAT	FG	S	TP
Vinatieri	0	0	0	0	48/48	31/33	0	141
Dillon	13	12	1	0			0	80
Graham	7	0	7	0			0	42
Patten	7	0	7	0			0	42
Branch	4	0	4	0			0	24
Faulk	3	2	1	0			0	18
Givens	3	0	3	0			0	18
Fauria	2	0	2	0			0	12
B. Johnson	2	0	1	1			0	12
Vrabel	2	0	2	0			0	12
Abdullah	1	1	0	0			0	6
Brown	1	0	1	0			0	6
Gay	1	0	0	1			0	6
Green	1	0	0	1			0	6
Samuel	1	0	0	1			0	6
Seymour	1	0	0	1			0	6
Patriots	**49**	**15**	**29**	**5**	**48/48**	**31/33**	**0**	**437**
Opponents	**31**	**9**	**18**	**4**	**23/23**	**15/18**	**0**	**260**

2-Pt. Conversions: Patriots 1-1 (Dillon), Opp. 3-8.

RUSHING	NO	YDS	AVG	LG	TD
Dillon	345	1635	4.7	44	12
Faulk	54	255	4.7	20	2
Pass	39	141	3.6	19	0
Cobbs	22	50	2.3	13	0
Brady	43	28	0.7	10	0
Abdullah	13	13	1.0	5	1
B. Johnson	2	8	4.0	11	0
Patten	1	5	5.0	5	0
Izzo	1	0	0.0	0	0
Davey	4	-1	-.2	3	0
Patriots	**524**	**2134**	**4.1**	**44**	**15**
Opponents	**405**	**1572**	**3.9**	**34**	**9**

RECEIVING	NO	YDS	AVG	LG	TD
Givens	56	874	15.6	50	3
Patten	44	800	18.2	48t	7
Branch	35	454	13.0	26t	4
Graham	30	364	12.1	48	7
Pass	28	215	7.7	22	0
Faulk	26	248	9.5	31t	1
Brown	17	184	10.8	22	1
Fauria	16	195	12.2	25	2
Dillon	15	103	6.9	20	1
B. Johnson	10	174	17.4	48	1
Weaver	8	93	11.6	25	0
Klecko	3	18	6.0	11	0
Watson	2	16	8.0	14	0
Vrabel	2	3	1.5	2t	2
Abdullah	1	9	9.0	9	0
Patriots	**293**	**3750**	**12.8**	**50**	**29**
Opponents	**315**	**3711**	**11.8**	**65t**	**18**

INTERCEPTIONS	NO	YDS	AVG	LG	TD
Wilson	4	51	12.8	24	0
Bruschi	3	70	23.3	36	0
Brown	3	22	7.3	17	0
Gay	2	23	11.5	13	0
Harrison	2	12	6.0	12	0
Samuel	1	34	34.0	34t	1
McGinest	1	27	27.0	27	0
Phifer	1	26	26.0	26	0
Poole	1	21	21.0	21	0
Banta-Cain	1	4	4.0	4	0
Law	1	0	0.0	0	0
Patriots	**20**	**290**	**14.5**	**36**	**1**
Opponents	**14**	**242**	**17.3**	**65**	**1**

PUNTING	NO	YDS	AVG	NET	TB	IN20	LG	BLK
Jo. Miller	56	2350	42.0	33.7	5	19	69	0
Patriots	**56**	**2350**	**42.0**	**33.7**	**5**	**19**	**69**	**0**
Opponents	**69**	**2866**	**41.5**	**36.8**	**5**	**21**	**63**	**0**

PUNT RETURNS	NO	FC	YDS	AVG	LG	TD
Faulk	20	11	133	6.7	16	0
Brown	12	3	83	6.9	23	0
B. Johnson	4	1	8	2.0	6	0
Poole	2	0	6	3.0	6	0
Branch	1	0	0	0.0	0	0
Gay	1	0	0	0.0	0	0
Patriots	**40**	**15**	**230**	**5.8**	**23**	**0**
Opponents	**31**	**7**	**365**	**11.8**	**71**	**1**

SACKS: McGinest 9.5, Vrabel 5.5, Colvin 5.0, Seymour 5.0, Green 4.0, Bruschi 3.5, Warren 3.5, Harrison 3.0, Wilfork 2.0, Banta-Cain 1.5, Phifer 1.5, T. Johnson 1.0; Patriots 45.0, Opponents 26.0.

KICK RETURNS	NO	YDS	AVG	LG	TD
B. Johnson	41	1016	24.8	93t	1
Pass	6	115	19.2	24	0
Faulk	4	73	18.3	24	0
Kasper	3	61	20.3	21	0
Banta-Cain	1	21	21.0	21	0
Patten	1	16	16.0	16	0
Patriots	**56**	**1302**	**23.3**	**93t**	**1**
Opponents	**86**	**2003**	**23.3**	**98t**	**1**

FIELD GOALS	1-19	20-29	30-39	40-49	50+
Vinatieri	0/0	13/13	7/7	11/12	0/1
Patriots	**0/0**	**13/13**	**7/7**	**11/12**	**0/1**
Opponents	**1/1**	**5/5**	**5/6**	**2/3**	**2/3**

Vinatieri: (32G,43G) (29G,28G,24G) (42G) (40G,47N) (40G,39G,30G) (41G,27G) (43G,25G) (43G,31G,45G,36G) (27G,24G,20G,45G,37G) (37G,28G) (28G,40G,48G) () () () (28G,29G,50N,26G) ().

OPPONENTS: (32G,48N) (51G,52G,58N) (33G) (29G) (33G,40G,28G,31G) () (19G,29G) () ( ) (44G,24G) (22G) () () (30G) () (39N).

STARTERS:

OFFENSE: WR Deion Branch (9), David Patten (6), Bethel Johnson (1); LT Matt Light (16); LG Joe Andruzzi (14), Russ Hochstein (2); C Dan Koppen (16); RG Stephen Neal (14), Joe Andruzzi (2); RT Brandon Gorin (10) Tom Ashworth (6); TE Daniel Graham (14), Christian Fauria (2); WR David Givens (11), David Patten (3); QB Tom Brady (16); RB Corey Dillon (14), Kevin Faulk (1); FB Patrick Pass (4), Dan Klecko (2); 3rd WR David Patten (2), David Givens (1); 2nd TE Christian Fauria (8), Benjamin Watson (1); 3rd TE Jed Weaver (1).

DEFENSE: LE Ty Warren (16); NT Keith Traylor (10), Vince Wilfork (6); RE Richard Seymour (15), Jarvis Green (1); OLB Willie McGinest (16); ILB Ted Johnson (15), Roman Phifer (1); ILB Tedy Bruschi (16); OLB Mike Vrabel (15), Rosevelt Colvin (1); LCB Ty Law (7), Asante Samuel (3), Eugene Wilson (3), Earthwind Moreland (2), Randall Gay (1); RCB Randall Gay (7), Asante Samuel (5), Tyrone Poole (4); SS Rodney Harrison (16); FS Eugene Wilson (11), Don Davis (2), Dexter Reid (2), Randall Gay (1).

2004: Coaching Staff: Romeo Crennel, Defensive Coordinator; Brian Daboll, Wide Receivers; Jeff Davidson, Assistant Offensive Line/Tight Ends; Ivan Fears, Running Backs; Pepper Johnson, Defensive Line; Eric Mangini, Defensive Backs; Josh McDaniels, Quarterbacks; Matt Patricia, Coaching Assistant; Markus Paul, Assistant Strength and Conditioning; Dean Pees, Linebackers; Dante Scarnecchia, Assistant Head Coach/Offensive Line; Brad Seely, Special Teams; Cory Undlin, Coaching Assistant; Charlie Weis, Offensive Coordinator; Mike Woicik, Strength and Conditioning.

Pro Bowl (5): QB Tom Brady (2), LB Tedy Bruschi (1), SpT Larry Izzo (3), DL Richard Seymour (3), K Adam Vinatieri (2).

PASSING	ATT	CMP	YARDS	CMP%	YDS/ATT	TD	TD%	INT	INT%	LG	SK/YDS	RATING
Brady	474	288	3692	60.8	7.79	28	5.9	14	3.0	50	26/162	92.6
Davey	10	4	54	40.0	5.40	0	0.0	0	0.0	20	0/0	57.9
Vinatieri	1	1	4	100.0	4.00	1	100.0	0	0.0	4t	0/0	122.9
Patriots	**485**	**293**	**3750**	**60.4**	**7.73**	**29**	**6.0**	**14**	**2.9**	**50**	**26/162**	**92.5**
Opponents	**538**	**315**	**3711**	**58.6**	**6.90**	**18**	**3.3**	**20**	**3.7**	**65t**	**45/311**	**75.3**

2005 FINAL STATISTICS (10-6)

HEAD COACH: BILL BELICHICK • AFC EAST DIVISION CHAMPIONS • HOME STADIUM: GILLETTE STADIUM

Date	W/L	Score		Opp.	Att.
9/08	W	30-20		Oakland	68,756
9/18	L	17-27	at	Carolina	73,528
9/25	W	23-20	at	Pittsburgh	64,868
10/02	L	17-41		San Diego	68,756
10/09	W	31-28	at	Atlanta	71,079
10/16	L	20-28	at	Denver	76,571
				BYE WEEK	
10/30	W	21-16		Buffalo	68,756
11/07	L	21-40		Indianapolis	68,756
11/13	W	23-16	at	Miami	73,405
11/20	W	24-17		New Orleans	68,756
11/27	L	16-26	at	Kansas City	78,025
12/04	W	16-3		N.Y. Jets	68,756
12/11	W	35-7	at	Buffalo	71,810
12/17	W	28-0		Tampa Bay	68,756
12/26	W	31-21	at	N.Y. Jets	77,569
1/01	L	26-28		Miami	68,756
AFC PLAYOFFS					
1/07	W	28-3		Jacksonville	68,756
1/14	L	13-27	at	Denver	76,238

TEAM STATISTICS	PATS	OPP
TOTAL FIRST DOWNS	**334**	**306**
Rushing	101	94
Passing	204	179
Penalty	29	33
3rd Down: Made/Att	93/221	92/219
3rd Down Pct.	42.1	42.0
4th Down: Made/Att	13/17	3/9
4th Down Pct.	76.5	33.3
POSSESSION AVG.	**30:19**	**29:41**
TOTAL NET YARDS	**5632**	**5283**
Avg. Per Game	352.0	330.2
Total Plays	1031	997
Avg. Per Play	5.5	5.3
NET YARDS RUSHING	**1512**	**1580**
Avg. Per Game	94.5	98.8
Total Rushes	439	437
NET YARDS PASSING	**4120**	**3703**
Avg. Per Game	257.5	231.4
Sacked/Yards Lost	28/202	33/223
Gross Yards	4322	3926
Att./Completions	564/352	527/296
Completion Pct.	62.4	56.2
Had Intercepted	15	10
PUNTS/AVERAGE	**77/44.6**	**81/43.7**
NET PUNTING AVG.	**77/38.3**	**81/37.8**
PENALTIES/YARDS	**110/921**	**132/1068**
FUMBLES/BALL LOST	**19/9**	**13/8**
TOUCHDOWNS	**46**	**38**
Rushing	16	11
Passing	28	25
Returns	2	2

SCORE BY PERIODS	1	2	3	4	OT	TOTAL
Patriots	**90**	**74**	**97**	**118**	**0**	**379**
Opponents	**55**	**117**	**56**	**110**	**0**	**338**

SCORING	TD	Ru	Pa	Rt	PAT	FG	S	TP
Vinatieri	0	0	0	0	40/41	20/25	0	100
Dillon	13	12	1	0			0	78
Branch	5	0	5	0			0	30
Watson	4	0	4	0			0	24
Vrabel	4	0	3	1			0	24
Pass	3	3	0	0			0	18
Dwight	3	0	3	0			0	18
Graham	3	0	3	0			0	18
Givens	2	0	2	0			0	12
Fauria	2	0	2	0			0	12
T. Brown	2	0	2	0			0	12
Brady	1	1	0	0			0	6
Ashworth	1	0	1	0			0	6
Sanders	1	0	0	1			0	6
Johnson	1	0	1	0			0	6
A. Davis	1	0	1	0			0	6
Evans	0	0	0	0			1	2
Flutie	0	0	0	0	1/1	0/0	0	1
Patriots	**46**	**16**	**28**	**2**	**41/42**	**20/25**	**1**	**379**
Opponents	**38**	**11**	**25**	**2**	**34/34**	**24/30**	**1**	**338**

2-Pt. Conversions: Patriots 1-4 (Evans), Opponents 1-4

RUSHING	NO	YDS	AVG	LG	TD
Dillon	209	733	3.5	29	12
Pass	54	245	4.5	31	3
Evans	51	192	3.8	21	0
Faulk	51	145	2.8	13	0
Brady	27	89	3.3	15	1
Cloud	23	59	2.6	15	0
Zereoue	7	14	2.0	12	0
Givens	2	13	6.5	9	0
Cassel	6	12	2.0	9	0
Dwight	4	11	2.8	12	0
Flutie	5	-1	-0.2	2	0
Patriots	**439**	**1512**	**3.4**	**31**	**16**
Opponents	**437**	**1580**	**3.6**	**68**	**11**

RECEIVING	NO	YDS	AVG	LG	TD
Branch	78	998	12.8	51	5
Givens	59	738	12.5	40	2
T.Brown	39	466	11.9	71	2
Watson	29	441	15.2	35	4
Faulk	29	260	9.0	23	0
Pass	22	227	10.3	39	0
Dillon	22	181	8.2	25	1
Dwight	19	332	17.5	59	3
Graham	16	235	14.7	45t	3
Evans	10	88	8.8	19	0
A.Davis	9	190	21.1	60t	1
Fauria	8	57	7.1	18	2
Johnson	4	67	16.8	55t	1
Childress	3	32	10.7	21	0
Vrabel	3	4	1.3	2t	3
Zereoue	1	5	5.0	5	0
Ashworth	1	1	1.0	1t	1
Patriots	**352**	**4322**	**12.3**	**71**	**28**
Opponents	**296**	**3926**	**13.3**	**85t**	**25**

INTERCEPTIONS	NO	YDS	AVG	LG	TD
Samuel	3	15	5.0	15	0
Hobbs	3	8	2.7	8	0
Vrabel	2	23	11.5	24t	1
Sanders	1	39	39.0	39t	1
Wilson	1	0	0.0	0	0
Patriots	**10**	**85**	**8.5**	**39t**	**2**
Opponents	**15**	**188**	**12.5**	**74t**	**2**

PUNTING	NO	YDS	AVG	NET	TB	IN20	LG	BLK
J. Miller	76	3431	45.1	38.3	4	22	59	1
Patriots	**76**	**3431**	**44.6**	**38.3**	**4**	**22**	**59**	**1**
Opponents	**81**	**3537**	**43.7**	**37.8**	**8**	**27**	**68**	**0**

PUNT RETURNS	NO	FC	YDS	AVG	LG	TD
Dwight	32	13	273	8.5	29	0
T.Brown	7	5	30	4.3	7	0
Johnson	1	0	11	11.0	11	0
Patriots	**40**	**18**	**314**	**7.9**	**29**	**0**
Opponents	**42**	**14**	**405**	**9.6**	**76**	**0**

SACKS: Colvin 7.0, McGinest 6.0, Vrabel 4.5, Seymour 4.0, Green 2.5, Bruschi 2.0, Warren 1.5, Poteat 1.0, Chatham 1.0, Beisel 1.0, Hawkins 1.0, Klecko 0.5, Wilfork 0.5, Banta-Cain 0.5; Patriots 33.0, Opponents 28.0.

KICK RETURNS	NO	YDS	AVG	LG	TD
Johnson	31	694	22.4	54	0
Hobbs	15	361	24.1	37	0
Dwight	10	250	25.0	38	0
Faulk	4	81	20.3	26	0
A.Davis	3	108	36.0	65	0
Pass	2	31	15.5	21	0
Cloud	1	15	15.0	15	0
Banta-Cain	1	14	14.0	14	0
Watson	1	1	1.0	1	0
Stone	1	0	0.0	0	0
Izzo	1	0	0.0	0	0
Patriots	**70**	**1555**	**22.2**	**65**	**0**
Opponents	**68**	**1487**	**21.9**	**46**	**0**

FIELD GOALS	1-19	20-29	30-39	40-49	50+
Vinatieri	0/0	7/7	9/10	4/6	0/2
Patriots	**0/0**	**7/7**	**9/10**	**4/6**	**0/2**
Opponents	**0/0**	**6/6**	**9/12**	**6/8**	**3/4**

Vinatieri: (26G) (45G) (53N,48G,35G,43G) (37N,24G) (29G) (39G,53N,38G) (44N) ( ) (35G,32G,33G) (37G) (29G) (45N,21G,34G,22G) () () (26G) (49G,33G).

OPPONENTS: (26G) (45G) (53N,48G,35G,43G) (37N,24G) (29G) (39G,53N,38G) (44N) () (35G,32G,33G) (37G) (29G) (45N,21G,34G,22G) () () (26G) (49G,33G).

STARTERS:

OFFENSE: WR Deion Branch (15); LT Nick Kaczur (11), Matt Light (3), Tom Ashworth (2); LG Logan Mankins (16); C Dan Koppen (9), Russ Hochstein (7); RG Stephen Neal (16); RT Brandon Gorin (8) Tom Ashworth (8); TE Daniel Graham (9), Christian Fauria (5), Benjamin Watson (2); WR David Givens (10), Andre' Davis (3), Troy Brown (1); QB Tom Brady (16); RB Corey Dillon (10), Patrick Pass (3), Kevin Faulk (2), Heath Evans (1); FB Patrick Pass (1); 3rd WR Bethel Johnson (1), Tim Dwight (1), Troy Brown (2), Andre' Davis (1); 2nd TE Benjamin Watson (7), Christian Fauria (4); 3rd TE Christian Fauria (1), Tom Ashworth (1).

DEFENSE: LE Ty Warren (16); NT/DT Vince Wilfork (16); RE/DT Richard Seymour (12), Jarvis Green (4); OLB/DE Willie McGinest (11), Mike Vrabel (4), Jarvis Green (1); ILB/OLB Mike Vrabel (12), Monty Beisel (4); ILB/MLB Tedy Bruschi (9), Chad Brown (5), Monty Beisel (2); OLB Rosevelt Colvin (11), Willie McGinest (5); LCB Asante Samuel (15), Hank Poteat (1); RCB Ellis Hobbs (8), Duane Starks (6), Tyrone Poole (1), Randall Gay (1); SS Artrell Hawkins (4), Rodney Harrison (3), Michael Stone (3), Guss Scott (2), James Sanders (2), Arturo Freeman (1), Randall Gay (1); FS Eugene Wilson (16).

2005 Coaching Staff: Joel Collier, Assistant Secondary; Brian Daboll, Wide Receivers; Ivan Fears, Running Backs; Pepper Johnson, Defensive Line; Eric Mangini, Defensive Coordinator; Pete Mangurian, Tight Ends; Josh McDaniels, Quarterbacks; Harold Nash, Assistant Strength and Conditioning; Matt Patricia, Assistant Offensive Line; Dean Pees, Linebackers; Dante Scarnecchia, Assistant Head Coach/Offensive Line; Brad Seely, Special Teams; Mike Woicik, Strength and Conditioning.

Pro Bowl (2): QB Tom Brady (3), DL Richard Seymour (4).

PASSING	ATT	CMP	YARDS	CMP%	YDS/ATT	TD	TD%	INT	INT%	LG	SK/YDS	RATING
Brady	530	334	4110	63.0	7.75	26	4.9	14	2.6	71	26/188	92.3
Cassel	24	13	183	54.2	7.63	2	8.3	1	4.2	36	1/1	89.4
Flutie	10	5	29	50.0	2.90	0	0.0	0	0.0	13	1/13	56.3
Patriots	**564**	**352**	**4322**	**62.4**	**7.66**	**28**	**5.0**	**15**	**2.7**	**71**	**28/202**	**91.5**
Opponents	**527**	**296**	**3926**	**56.2**	**7.45**	**25**	**4.7**	**10**	**1.9**	**85t**	**33/223**	**87.8**

2006 FINAL STATISTICS (12-4)

HEAD COACH: BILL BELICHICK • AFC EAST DIVISION CHAMPIONS • HOME STADIUM: GILLETTE STADIUM

Date	W/L	Score		Opp.	Att.
9/10	W	19-17		Buffalo	68,756
9/17	W	24-17	at	N.Y. Jets	77,595
9/24	L	7-17		Denver	68,756
10/01	W	38-13	at	Cincinnati	66,035
10/08	W	20-10		Miami	68,756
				BYE WEEK	
10/22	W	28-6	at	Buffalo	72,180
10/30	W	31-7	at	Minnesota	63,819
11/05	L	20-27		Indianapolis	68,756
11/12	L	14-17		N.Y. Jets	68,756
11/19	W	35-0	at	Green Bay	70,753
11/26	W	17-13		Chicago	68,756
12/03	W	28-21		Detroit	68,756
12/10	L	0-21	at	Miami	74,033
12/17	W	40-7		Houston	68,756
12/24	W	24-21	at	Jacksonville	67,164
12/31	W	40-23	at	Tennessee	69,143
AFC PLAYOFFS					
1/07	W	37-16		N.Y. Jets	68,756
1/14	W	24-21	at	San Diego	68,810
1/21	L	34-38	at	Indianapolis	57,433

TEAM STATISTICS	PATS	OPP
TOTAL FIRST DOWNS	**330**	**264**
Rushing	121	67
Passing	181	164
Penalty	28	33
3rd Down: Made/Att	96/226	75/209
3rd Down Pct.	42.5	35.9
4th Down: Made/Att	16/20	3/11
4th Down Pct.	80.0	27.3
POSSESSION AVG.	**31:35**	**28:25**
TOTAL NET YARDS	**5369**	**4710**
Avg. Per Game	**335.6**	**294.4**
Total Plays	1055	950
Avg. Per Play	5.1	5.0
NET YARDS RUSHING	**1969**	**1507**
Avg. Per Game	123.1	94.2
Total Rushes	499	388
NET YARDS PASSING	**3400**	**3203**
Avg. Per Game	212.5	200.2
Sacked/Yards Lost	29/190	44/281
Gross Yards	3590	3484
Attempts/Completions	527/326	518/294
Completion Pct.	61.9	56.8
Had Intercepted	12	22
PUNTS/AVERAGE	**69/41.3**	**79/41.6**
NET PUNTING AVG.	**69/34.6**	**79/34.4**
PENALTIES/YARDS	**98/940**	**102/918**
FUMBLES/BALL LOST	**27/15**	**24/13**
TOUCHDOWNS	**46**	**24**
Rushing	20	11
Passing	25	10
Returns	1	3

SCORE BY PERIODS	1	2	3	4	OT	TOTAL
Patriots	**74**	**128**	**73**	**110**	**0**	**385**
Opponents	**32**	**74**	**80**	**51**	**0**	**237**

SCORING	TD	Ru	Pa	Rt	PAT	FG	S	TP
Gostkowski	0	0	0	0	43/44	20/26	0	103
Dillon	13	13	0	0			0	78
Maroney	7	6	1	0			0	42
Caldwell	4	0	4	0			0	26
Brown	4	0	4	0			0	26
Faulk	3	1	2	0			0	18
Jackson	3	0	3	0			0	18
Watson	3	0	3	0			0	18
Gabriel	3	0	3	0			0	18
Graham	2	0	2	0			0	12
Gaffney	1	0	1	0			0	6
Thomas	1	0	1	0			0	6
Hobbs	1	0	0	1			0	6
Evans	1	0	1	0			0	6
Warren	0	0	0	0			1	2
Patriots	**46**	**20**	**25**	**1**	**43/44**	**20/26**	**1**	**385**
Opponents	**24**	**11**	**10**	**3**	**23/23**	**22/30**	**1**	**237**

2-Pt. Conversions: Patriots 2-2 (Brown, Caldwell), Opponents 1-4.

RUSHING	NO	YDS	AVG	LG	TD
Dillon	199	812	4.1	50	13
Maroney	175	745	4.3	41	6
Faulk	25	123	4.9	11t	1
Evans	27	117	4.3	35	0
Brady	49	102	2.1	22	0
Jackson	4	22	5.5	14	0
Pass	6	21	3.5	6	0
Brown	2	18	9.0	16	0
Kight	1	8	8.0	8	0
Caldwell	1	5	5.0	5	0
Cassel	2	4	2.0	5	0
Testaverde	8	-8	-1.0	-1	0
Patriots	**499**	**1969**	**3.9**	**50**	**20**
Opponents	**388**	**1507**	**3.9**	**74t**	**11**

RECEIVING	NO	YDS	AVG	LG	TD
Caldwell	61	760	12.5	62t	4
Watson	49	643	13.1	40	3
Brown	43	384	8.9	23	4
Faulk	43	356	8.3	43t	2
Gabriel	25	344	13.8	45	3
Maroney	22	194	8.8	31	1
Graham	21	235	11.2	29	2
Dillon	15	147	9.8	52	0
Jackson	13	152	11.7	35t	3
Thomas	11	159	14.5	36	1
Gaffney	11	142	12.9	33	1
Evans	7	34	4.9	11	1
Pass	2	24	12.0	16	0
Childress	2	7	3.5	5	0
Kight	1	9	9.0	9	0
Patriots	**326**	**3590**	**11**	**62t**	**25**
Opponents	**294**	**3484**	**11.9**	**83t**	**10**

INTERCEPTIONS	NO	YDS	AVG	LG	TD
Samuel	10	120	12.0	33	0
Vrabel	3	0	0.0	2	0
Hobbs	2	79	39.5	70	0
Scott	2	32	16.0	32	0
Sanders	1	21	21.0	21	0
Bruschi	1	8	8.0	8	0
Harrison	1	2	2.0	2	0
Hawkins	1	0	0.0	0	0
Seymour	1	0	0.0	0	0
Patriots	**22**	**262**	**11.9**	**70**	**0**
Opponents	**12**	**72**	**6.0**	**38**	**0**

PUNTING	NO	YDS	AVG	NET	TB	IN20	LG	BLK
Miller	43	1848	43.0	35.8	7	12	62	0
Walter	16	591	36.9	33.7	0	5	47	0
Sauerbrun	10	408	40.8	30.7	0	2	58	0
Patriots	**69**	**2847**	**41.3**	**34.6**	**7**	**19**	**62**	**0**
Opponents	**79**	**3283**	**41.6**	**34.4**	**7**	**27**	**61**	**0**

PUNT RETURNS	NO	FC	YDS	AVG	LG	TD
Faulk	31	5	330	10.6	43	0
Jackson	3	0	76	25.3	39	0
Brown	2	9	16	8.0	12	0
Patriots	**36**	**14**	**422**	**11.7**	**43**	**0**
Opponents	**29**	**15**	**322**	**11.1**	**81t**	**2**

SACKS: Colvin 8.5, Green 7.5, Warren 7.5, Banta-Cain 5.5, Vrabel 4.5, Seymour 4.0, Bruschi 1.5, Harrison 1.0, Sanders 1.0, Seau 1.0, Wilfork 1.0; Patriots 44.0, Opponents 29.0.

KICK RETURNS	NO	YDS	AVG	LG	TD
Maroney	28	783	28.0	77	0
Faulk	17	364	21.4	31	0
Hobbs	10	360	36.0	93t	1
Banta-Cain	2	25	12.5	16	0
Jackson	1	21	21.0	21	0
Patriots	**58**	**1553**	**26.8**	**93t**	**1**
Opponents	**68**	**1547**	**22.8**	**70**	**0**

FIELD GOALS	1-19	20-29	30-39	40-49	50+
Gostkowski	0/0	10/11	7/10	2/4	1/1
Patriots	**0/0**	**10/11**	**7/10**	**2/4**	**1/1**
Opponents	**0/0**	**7/8**	**6/7**	**8/12**	**1/3**

Gostkowski: (32G) (20G,29B) (37B) (48N,24G) (35G,31G) ( ) (23G) (49G,36N,26G) (31G,21G) ( ) (52G) (25G,27G) ( ) (36G,32G,31G,21G) (48G,49N) (28G,26G,33N).

OPPONENTS: (53G) (42G) (23G) (40G,45G) (40B,40G,50N) (40G,46G) ( ) (23G,37N,31G,46N) (34G) (44N) (45B,46G,32G) (29G,38G,49G,26G) (35G,33G) ( ) (53N) (25G,23N,27G,27G).

STARTERS:

OFFENSE: WR Reche Caldwell (14), Chad Jackson (1); LT Matt Light (16); LG Logan Mankins (16); C Dan Koppen (16); RG Stephen Neal (13), Billy Yates (3); RT Nick Kaczur (9), Ryan O'Callaghan (6), Wesley Britt (1); TE Benjamin Watson (13), Daniel Graham (2), David Thomas (1); WR Troy Brown (9), Doug Gabriel (4), Jabar Gaffney (2); QB Tom Brady (16); RB Corey Dillon (13), Kevin Faulk (1); 2nd TE Daniel Graham (9), David Thomas (1); 3rd TE David Thomas (1); 3rd WR Jabar Gaffney (4); 4th WR Doug Gabriel (1), Kelvin Kight (1); FB Heath Evans (3).

DEFENSE: LE: Ty Warren (15), Jarvis Green (1); NT/LDT Vince Wilfork (13), Mike Wright (3); RE/RDT Richard Seymour (14), Mike Wright (1), Jarvis Green (1); RE/OLB Rosevelt Colvin (8), Tully Banta-Cain (5), Jarvis Green (2), Richard Seymour (1); ILB Tedy Bruschi (14), Mike Vrabel (2); ILB/OLB Junior Seau (10), Mike Vrabel (6); OLB Mike Vrabel (8), Rosevelt Colvin (7); LCB Chad Scott (6), Asante Samuel (6), Ellis Hobbs (4); RCB Asante Samuel (9), Ellis Hobbs (5), Chad Scott (2); SS Rodney Harrison (10), James Sanders (5), Chad Scott (1); FS Artrell Hawkins (12), Eugene Wilson (4); 5th Defensive Back Hank Poteat (1).

2006: Coaching Staff: Joel Collier, Secondary; Brian Daboll, Wide Receivers; Ivan Fears, Running Backs; Pepper Johnson, Defensive Line; Pete Mangurian, Tight Ends; Josh McDaniels, Offensive Coordinator/Quarterbacks; Harold Nash, Assistant Strength and Conditioning; Matt Patricia, Linebackers; Dean Pees, Defensive Coordinator; Dante Scarnecchia, Assistant Head Coach/Offensive Line; Brad Seely, Special Teams; Mike Woicik, Strength and Conditioning.

Pro Bowl (2): DL Richard Seymour (5), T Matt Light (1).

PASSING	ATT	CMP	YARDS	CMP%	YDS/ATT	TD	TD%	INT	INT%	LG	SK/YDS	RATING
Brady	516	319	3529	61.8	6.8	24	4.7	12	2.3	62t	26/175	87.9
Cassel	8	5	32	62.5	4.0	0	0.0	0	0.0	10	3/15	70.8
Testaverde	3	2	29	66.7	9.7	1	33.3	0	0.0	23	0/0	137.5
Patriots	**527**	**326**	**3590**	**61.9**	**6.8**	**25**	**4.7**	**12**	**2.3**	**62t**	**29/190**	**88.4**
Opponents	**518**	**294**	**3484**	**56.8**	**6.7**	**10**	**1.9**	**22**	**4.2**	**83t**	**44/281**	**66.1**

2007 FINAL STATISTICS (16-0)

HEAD COACH: BILL BELICHICK • AFC EAST DIVISION CHAMPIONS • HOME STADIUM: GILLETTE STADIUM

Date	W/L	Score		Opp.	Att.
9/09	W	38-14	at	N.Y. Jets	77,900
9/16	W	38-14		San Diego	68,756
9/23	W	38-7		Buffalo	68,756
10/01	W	34-13	at	Cincinnati	66,113
10/07	W	34-17		Cleveland	68,756
10/14	W	48-27	at	Dallas	63,984
10/21	W	49-28	at	Miami	71,951
10/28	W	52-7		Washington	68,756
11/04	W	24-20	at	Indianapolis	57,540
				BYE WEEK	
11/18	W	56-10	at	Buffalo	71,338
11/25	W	31-28		Philadelphia	68,756
12/03	W	27-24	at	Baltimore	71,382
12/09	W	34-13		Pittsburgh	68,756
12/16	W	20-10		N.Y. Jets	68,756
12/23	W	28-7		Miami	68,756
12/29	W	38-35	at	N.Y. Giants	79,110
AFC PLAYOFFS					
1/12	W	31-20		Jacksonville	68,756
1/20	W	21-12		San Diego	68,756
SUPER BOWL XLII (at Glendale, Ariz.)					
2/03	L	14-17		N.Y. Giants	71,101

TEAM STATISTICS	PATS	OPP
TOTAL FIRST DOWNS	**393**	**278**
Rushing	124	91
Passing	243	172
Penalty	26	15
3rd Down: Made/Att	92/191	63/187
3rd Down Pct.	48.2	33.7
4th Down: Made/Att	15/21	11/20
4th Down Pct.	71.4	55.0
POSSESSION AVG.	**32:33**	**27:27**
TOTAL NET YARDS	**6580**	**4613**
Avg. Per Game	411.3	288.3
Total Plays	1058	933
Avg. Per Play	6.2	4.9
NET YARDS RUSHING	**1849**	**1572**
Avg. Per Game	115.6	98.3
Total Rushes	451	360
NET YARDS PASSING	**4731**	**3041**
Avg. Per Game	295.7	190.1
Sacked/Yards Lost	21/128	47/340
Gross Yards	4859	3381
Att./Completions	586/403	526/314
Completion Pct.	68.8	59.7
Had Intercepted	9	19
PUNTS/AVERAGE	**45/40.5**	**76/43.4**
NET PUNTING AVG.	**45/36.1**	**76/36.9**
PENALTIES/YARDS	**78/690**	**96/764**
FUMBLES/BALL LOST	**14/6**	**25/12**
TOUCHDOWNS	**75**	**34**
Rushing	17	7
Passing	50	23
Returns	8	4

SCORE BY PERIODS	1	2	3	4	OT	TOTAL
Patriots	**134**	**199**	**104**	**152**	**0**	**589**
Opponents	**41**	**96**	**58**	**79**	**0**	**274**

SCORING	TD	Ru	Pa	Rt	PAT	FG	S	TP
Moss	23	0	23	0			0	138
Gostkowski	0	0	0	0	74/74	21/24	0	137
Welker	8	0	8	0			0	48
Maroney	6	6	0	0			0	38
Watson	6	0	6	0			0	36
Gaffney	5	0	5	0			0	30
Evans	3	3	0	0			0	18
Morris	3	3	0	0			0	18
Stallworth	3	0	3	0			0	18
K. Brady	2	0	2	0			0	12
T. Brady	2	2	0	0			0	12
Eckel	2	2	0	0			0	12
Hobbs	2	0	0	2			0	12
Vrabel	2	0	2	0			0	12
Andrews	1	0	0	1			0	6
Cassel	1	1	0	0			0	6
Colvin	1	0	0	1			0	6
Faulk	1	0	1	0			0	6
Gay	1	0	0	1			0	6
Samuel	1	0	0	1			0	6
A. Thomas	1	0	0	1			0	6
Wilson	1	0	0	1			0	6
Patriots	**75**	**17**	**50**	**8**	**74/74**	**21/24**	**0**	**589**
Opponents	**34**	**7**	**23**	**4**	**34/34**	**12/14**	**0**	**274**

2-Pt. Conversions: Patriots 1-1 (Maroney), Opponents 0-0.

RUSHING	NO	YDS	AVG	LG	TD
Maroney	185	835	4.5	59t	6
Morris	85	384	4.5	49	3
Faulk	62	265	4.3	14	0
Evans	34	121	3.6	11	3
T. Brady	37	98	2.6	19	2
Eckel	33	90	2.7	14	2
Welker	4	34	8.5	27	0
Cassel	4	12	3.0	15t	1
Stallworth	1	12	12.0	12	0
Watson	1	11	11.0	11	0
Gutierrez	5	-13	-2.6	-1	0
Patriots	**451**	**1849**	**4.1**	**59t**	**17**
Opponents	**360**	**1572**	**4.4**	**49**	**7**

RECEIVING	NO	YDS	AVG	LG	TD
Welker	112	1175	10.5	42	8
Moss	98	1493	15.2	65t	23
Faulk	47	383	8.1	23	1
Stallworth	46	697	15.2	69t	3
Gaffney	36	449	12.5	56t	5
Watson	36	389	10.8	35	6
K. Brady	9	70	7.8	20	2
Morris	6	35	5.8	18	0
Maroney	4	116	29.0	43	0
Evans	4	43	10.8	29	0
Vrabel	2	3	1.5	2t	2
D. Thomas	1	9	9.0	9	0
Eckel	1	6	6.0	6	0
Mankins	1	-9	-9.0	-9	0
Patriots	**403**	**4859**	**12.1**	**69t**	**50**
Opponents	**314**	**3381**	**10.8**	**73t**	**23**

INTERCEPTIONS	NO	YDS	AVG	LG	TD
Samuel	6	89	14.8	42	1
Gay	3	52	17.3	31	0
Seau	3	28	9.3	23	0
Sanders	2	43	21.5	42	0
A. Thomas	1	65	65.0	65t	1
Wilson	1	5	5.0	5t	1
Colvin	1	4	4.0	4	0
Harrison	1	2	2.0	2	0
Hobbs	1	0	0.0	0	0
Patriots	**19**	**288**	**15.2**	**65t**	**3**
Opponents	**9**	**131**	**14.6**	**36t**	**1**

PUNTING	NO	YDS	AVG	NET	TB	IN20	LG	BLK
Hanson	44	1821	41.4	36.1	6	13	64	1
Patriots	**45**	**1821**	**40.5**	**36.1**	**6**	**13**	**64**	**1**
Opponents	**76**	**3297**	**43.4**	**36.9**	**9**	**16**	**75**	**1**

PUNT RETURNS	NO	FC	YDS	AVG	LG	TD
Welker	25	7	249	10.0	35	0
T. Brown	6	2	55	9.2	28	0
C. Jackson	2	0	7	3.5	6	0
Faulk	0	9	0	---	---	0
Patriots	**33**	**18**	**311**	**9.4**	**35**	**0**
Opponents	**14**	**8**	**75**	**5.4**	**33**	**0**

SACKS: Vrabel 12.5, Green 6.5, A. Thomas 6.5, Colvin 4, Warren 4, Seau 3.5, Bruschi 2, Harrison 2, Wilfork 2, Seymour 1.5, Hobbs 1, (group) 1, Wright 0.5.
Patriots 47.0, Opponents 21.0.

KICK RETURNS	NO	YDS	AVG	LG	TD
Hobbs	35	911	26.0	108t	1
Welker	7	176	25.1	33	0
C. Jackson	5	85	17.0	39	0
Andrews	4	149	37.3	77t	1
Faulk	2	47	23.5	27	0
Evans	1	13	13.0	13	0
Vrabel	1	3	3.0	3	0
Patriots	**55**	**1384**	**25.2**	**108t**	**2**
Opponents	**92**	**2030**	**22.1**	**74t**	**1**

FIELD GOALS	1-19	20-29	30-39	40-49	50+
Gostkowski	0/0	10/10	8/9	3/5	0/0
Patriots	**0/0**	**10/10**	**8/9**	**3/5**	**0/0**
Opponents	**0/0**	**5/5**	**2/3**	**4/4**	**1/2**

Gostkowski: (22G) (41N,24G)(24G) (31G,36G) (20G, 25G) (45G,22G) () (36G) (34G) () (23G,32N) (21G,38G) (48N,42G,28G) (26G,34G) () (37G,45G,37G).

OPPONENTS: () () () (40G,48G) (42G) (38G,23G) () () (50N,21G,25G) (52G) () (29G) (23G,44G) (33G,35N) () ().

STARTERS:

OFFENSE: WR Randy Moss (16); LT Matt Light (16); LG Logan Mankins (16); C Dan Koppen (15), Russ Hochstein (1); RG Stephen Neal (8), Russ Hochstein (7), Billy Yates (1); RT Nick Kaczur (15), Ryan O'Callaghan (1); TE Benjamin Watson (8), Kyle Brady (5); WR Wes Welker (13), Donte Stallworth (1), Jabar Gaffney (1); QB Tom Brady (16); RB Kevin Faulk (8), Laurence Maroney (6), Sammy Morris (2); 2nd TE Kyle Brady (4), Wesley Britt (1); 3rd WR Donte Stallworth (8), Jabar Gaffney (6); FB Heath Evans (1).

DEFENSE: LE: Ty Warren (16); NT/DT Vince Wilfork (16); RE/DT Richard Seymour (8), Jarvis Green (7), Mike Wright (1); RE/OLB Rosevelt Colvin (9), Jarvis Green (3), Adalius Thomas (4); ILB Tedy Bruschi (16); ILB/OLB Adalius Thomas (11), Junior Seau (4), Rodney Harrison (1); OLB Mike Vrabel (15), Rosevelt Colvin (1); LCB Asante Samuel (14), Randall Gay (2); RCB Ellis Hobbs (16); SS Rodney Harrison (10), James Sanders (6); FS James Sanders (9), Eugene Wilson (6), Randall Gay (1).

2007 Coaching Staff: Nick Caserio, Wide Receivers; Joel Collier, Secondary; Don Davis, Assistant Strength and Conditioning; Ivan Fears, Running Backs; Pepper Johnson, Defensive Line; Pete Mangurian, Tight Ends; Josh McDaniels, Offensive Coordinator/Quarterbacks; Harold Nash, Assistant Strength and Conditioning; Matt Patricia, Linebackers; Dean Pees, Defensive Coordinator; Dante Scarnecchia, Assistant Head Coach/Offensive Line; Brad Seely, Special Teams; Mike Woicik, Strength and Conditioning.

Pro Bowl (8): QB Tom Brady (4), C Dan Koppen (1), T Matt Light (2), G Logan Mankins (1), WR Randy Moss (6), CB Asante Samuel (1), LB Mike Vrabel (1), NT Vince Wilfork (1).

RESULTS

PASSING	ATT	CMP	YARDS	CMP%	YDS/ATT	TD	TD%	INT	INT%	LG	SK/YDS	RATING
T. Brady	578	398	4806	68.9	8.31	50	8.7	8	1.4	69t	21/128	117.2
Cassel	7	4	38	57.1	5.43	0	0.0	1	14.3	21	0/0	32.7
Gutierrez	1	1	15	100.0	15.00	0	0.0	0	0.0	15	0/0	118.8
Patriots	**586**	**403**	**4859**	**68.8**	**8.29**	**50**	**8.5**	**9**	**1.5**	**69t**	**21/128**	**116.0**
Opponents	**526**	**314**	**3381**	**59.7**	**6.43**	**23**	**4.4**	**19**	**3.6**	**73t**	**47/340**	**78.1**

2008 FINAL STATISTICS (11-5)

HEAD COACH: BILL BELICHICK • SECOND IN AFC EAST • HOME STADIUM: GILLETTE STADIUM

Date	W/L	Score		Opp.	Att.
9/07	W	17-10		Kansas City	68,756
9/14	W	19-10	at	N.Y. Jets	78,554
9/21	L	13-38		Miami	68,756
				BYE WEEK	
10/05	W	30-21	at	San Francisco	67,650
10/12	L	10-30	at	San Diego	68,704
10/20	W	41-7		Denver	68,756
10/26	W	23-16		St. Louis	68,756
11/02	L	15-18	at	Indianapolis	66,508
11/09	W	20-10		Buffalo	68,756
11/13	L	31-34		N.Y. Jets OT	68,756
11/23	W	48-28	at	Miami	67,146
11/30	L	10-33		Pittsburgh	68,756
12/07	W	24-21	at	Seattle	68,077
12/14	W	49-26	at	Oakland	62,179
12/21	W	47-7		Arizona	68,756
12/28	W	13-0	at	Buffalo	71,282

TEAM STATISTICS	PATS	OPP
TOTAL FIRST DOWNS	**356**	**268**
Rushing	145	78
Passing	186	176
Penalty	25	14
3rd Down: Made/Att	96/222	91/205
3rd Down Pct.	43.2	44.4
4th Down: Made/Att	17/22	2/10
4th Down Pct.	77.3	20.0
POSSESSION AVG.	**32:09**	**27:51**
TOTAL NET YARDS	**5847**	**4944**
Avg. Per Game	365.4	309.0
Total Plays	1095	920
Avg. Per Play	5.3	5.4
NET YARDS RUSHING	**2278**	**1722**
Avg. Per Game	142.4	107.6
Total Rushes	513	415
NET YARDS PASSING	**3569**	**3222**
Avg. Per Game	223.1	201.4
Sacked/Yards Lost	48/221	31/239
Gross Yards	3790	3461
Attempts/Completions	534/339	474/288
Completion Pct.	63.5	60.8
Had Intercepted	11	14
PUNTS/AVERAGE	**50/44.0**	**75/43.0**
NET PUNTING AVG.	**36.8**	**36.2**
PENALTIES/YARDS	**57/501**	**81/636**
FUMBLES/BALL LOST	**17/10**	**17/8**
TOUCHDOWNS	**43**	**37**
Rushing	21	8
Passing	21	27
Returns	1	2

SCORE BY PERIODS	1	2	3	4	OT	TOTAL
Patriots	**84**	**123**	**106**	**97**	**0**	**410**
Opponents	**75**	**79**	**61**	**91**	**3**	**309**

SCORING	TD	Ru	Pa	Rt	PAT	FG	S	TP
Gostkowski	0	0	0	0	40/40	36/40	0	148
Moss	11	0	11	0	0/0	0/0	0	66
Morris	7	7	0	0	0/0	0/0	0	42
Faulk	6	3	3	0	0/0	0/0	0	36
Green-Ellis	5	5	0	0	0/0	0/0	0	30
Jordan	4	4	0	0	0/0	0/0	0	24
Welker	3	0	3	0	0/0	0/0	0	20
Gaffney	2	0	2	0	0/0	0/0	0	14
Watson	2	0	2	0	0/0	0/0	0	12
Cassel	2	2	0	0	0/0	0/0	0	12
Hobbs	1	0	0	1	0/0	0/0	0	6
Patriots	**43**	**21**	**21**	**1**	**40/40**	**36/40**	**0**	**410**
Opponents	**37**	**8**	**27**	**2**	**34/35**	**17/21**	**1**	**309**

2-Pt. Conversions: Patriots 2-3 (Gaffney, Welker), Opponents: 1-2.

RUSHING	NO	YDS	AVG	LG	TD
Morris	156	727	4.7	35	7
Faulk	83	507	6.1	41	3
Jordan	80	363	4.5	49t	4
Green-Ellis	74	275	3.7	15	5
Cassel	73	270	3.7	19	2
Maroney	28	93	3.3	17	0
Welker	3	26	8.7	19	0
Evans	11	23	2.1	4	0
Moss	2	0	0.0	2	0
O'Connell	3	-6	-2.0	-2	0
Patriots	**513**	**2278**	**4.4**	**49t**	**21**
Opponents	**415**	**1722**	**4.1**	**62t**	**8**

RECEIVING	NO	YDS	AVG	LG	TD
Welker	111	1165	10.5	64	3
Moss	69	1008	14.6	76t	11
Faulk	58	486	8.4	22	3
Gaffney	38	468	12.3	37	2
Watson	22	209	9.5	29	2
Morris	17	161	9.5	42	0
D.Thomas	9	93	10.3	18	0
Aiken	8	101	12.6	43	0
Evans	3	59	19.7	28	0
Green-Ellis	3	37	12.3	20	0
Washington	1	3	3.0	3	0
Patriots	**339**	**3790**	**11.2**	**76t**	**21**
Opponents	**288**	**3461**	**12.0**	**78t**	**27**

INTERCEPTIONS	NO	YDS	AVG	LG	TD
Meriweather	4	25	6.3	19	0
O'Neal	3	49	16.3	47	0
Hobbs	3	0	0.0	4	0
Wilhite	1	16	16.0	16	0
J.Sanders	1	9	9.0	9	0
Vrabel	1	5	5.0	5	0
Harrison	1	0	0.0	0	0
Patriots	**14**	**104**	**7.4**	**47**	**0**
Opponents	**11**	**186**	**16.9**	**89**	**0**

PUNTING	NO	YDS	AVG	NET	TB	IN20	LG	BLK
Hanson	49	2143	43.7	36.4	10	19	70	0
Cassel	1	57	57.0	57.0	0	1	57	0
Patriots	**50**	**2200**	**44.0**	**36.8**	**10**	**20**	**70**	**0**
Opponents	**75**	**3228**	**43.0**	**36.2**	**7**	**20**	**82**	**0**

PUNT RETURNS	NO	FC	YDS	AVG	LG	TD
Welker	24	6	237	9.9	44	0
Faulk	10	9	132	13.2	24	0
O'Neal	2	1	2	1.0	2	0
Patriots	**36**	**16**	**371**	**10.3**	**44**	**0**
Opponents	**11**	**13**	**158**	**14.4**	**30**	**0**

KICK RETURNS	NO	YDS	AVG	LG	TD
Hobbs	45	1281	28.5	95t	1
Slater	11	155	14.1	31	0
Morris	2	37	18.5	24	0
Faulk	2	36	18.0	25	0
Neal	1	27	27.0	27	0
Welker	1	26	26.0	26	0
Patriots	**62**	**1562**	**25.2**	**95t**	**1**
Opponents	**75**	**1672**	**22.3**	**92t**	**2**

SACKS: Seymour 8.0, A.Thomas 5.0, Vrabel 4.0, Wright 2.5, Meriweather 2.0, Wilfork 2.0, Green 2.0, Warren 2.0, Hobbs 1.5, Woods 1.0; Patriots 31.0, Opponents 48.0.

FIELD GOALS	1-19	20-29	30-39	40-49	50+
Gostkowski	0/0	10/12	16/16	9/11	1/1
Patriots	**0/0**	**10/12**	**16/16**	**9/11**	**1/1**
Opponents	**0/0**	**10/10**	**3/4**	**3/6**	**1/1**

Gostkowski: (37G) (21G,37G,28G,27G) (37G,44G) (35G,40G,49G) (48N,47G) (31G,40G) (30G,27G,41G) (29G,35G,25G) (32G,49N,37G) (42G,31G,47G) (30G,30G) (29G,27N) (50G,42G,27G) () (38G,35G,24G,30G) (33G,26N,23G).

OPPONENTS: (40G) (31N,21G) (39G) () (25G,44N,35G,23G) () (20G,44G,25G) (52G) (25G) (22G,34G) () (20G,25G,20G,40N,45G) () () () (47N).

STARTERS:

OFFENSE: WR Randy Moss (16); LT Matt Light (16); LG Logan Mankins (16); C Dan Koppen (16); RG Stephen Neal (9), Billy Yates (7); RT Nick Kaczur (14), Mark LeVoir (2); TE Benjamin Watson (9), David Thomas (5); WR Wes Welker (14); QB Matt Cassel (15), Tom Brady (1); RB Sammy Morris (7), Kevin Faulk (3), BenJarvus Green-Ellis (3), Laurence Maroney (3); 2nd TE David Thomas (5); 3rd WR Jabar Gaffney (7); 4th WR Sam Aiken (2); FB Heath Evans (4), Russ Hochstein (2).

DEFENSE: LE Ty Warren (13), Mike Wright (2), Jarvis Green (1); NT/DT Vince Wilfork (16); RE/DT Richard Seymour (15), Jarvis Green (1); RE/OLB Adalius Thomas (8), Rosevelt Colvin (3), Pierre Woods (3), Jarvis Green (1), Gary Guyton (1); ILB Jerod Mayo (16); ILB Tedy Bruschi (12), Junior Seau (2), Gary Guyton (1); OLB Mike Vrabel (14), Adalius Thomas (1); LCB Deltha O'Neal (10), Jonathan Wilhite (4), Lewis Sanders (1), Terrence Wheatley (1); RCB Ellis Hobbs (16); SS Brandon Meriweather (10), Rodney Harrison (6); FS James Sanders (14), Lewis Sanders (2); 5th DB Brandon Meriweather (1), Lewis Sanders (1).

2008: Coaching Staff: Dom Capers, Special Assistant/Secondary; Ivan Fears, Running Backs; Pepper Johnson, Defensive Line; Pete Mangurian, Tight Ends; Josh McDaniels, Offensive Coordinator/Quarterbacks; Harold Nash, Assistant Strength and Conditioning; Bill O'Brien, Wide Receivers; Matt Patricia, Linebackers; Dean Pees, Defensive Coordinator; Dante Scarnecchia, Assistant Head Coach/Offensive Line; Brad Seely, Special Teams; Mike Woicik, Strength and Conditioning.

Pro Bowl (2): K Stephen Gostkowski (1), WR Wes Welker (1).

PASSING	ATT	CMP	YARDS	CMP%	YDS/ATT	TD	TD%	INT	INT%	LG	SK/YDS	RATING
M.Cassel	516	327	3693	63.4	7.16	21	4.1	11	2.1	76t	47/219	89.4
T.Brady	11	7	76	63.6	6.91	0	0.0	0	0.0	26	0/0	83.9
K.O'Connell	6	4	23	66.7	3.83	0	0.0	0	0.0	12	1/2	73.6
K.Faulk	1	1	-2	100.0	-2.00	0	0.0	0	0.0	-2	0/0	79.2
Patriots	**534**	**339**	**3790**	**63.5**	**7.10**	**21**	**3.9**	**11**	**2.1**	**76t**	**48/221**	**89.1**
Opponents	**474**	**288**	**3461**	**60.8**	**7.30**	**27**	**5.7**	**14**	**3.0**	**78t**	**31/239**	**89.8**

2009 FINAL STATISTICS (10-6)

HEAD COACH: BILL BELICHICK • AFC EAST DIVISION CHAMPIONS • HOME STADIUM: GILLETTE STADIUM

Date	W/L	Score		Opp.	Att.
9/14	W	25-24		Buffalo	68,756
9/20	L	9-16	at	N.Y. Jets	78,312
9/27	W	26-10		Atlanta	68,756
10/04	W	27-21		Baltimore	68,756
10/11	L	17-20	at	Denver OT	76,011
10/18	W	59-0		Tennessee	68,756
10/25	W	35-7	at	Tampa Bay*	84,254
			BYE WEEK		
11/08	W	27-17		Miami	68,756
11/15	L	34-35	at	Indianapolis	67.476
11/22	W	31-14		N.Y. Jets	68,756
11/30	L	17-38	at	New Orleans	70,768
12/06	L	21-22	at	Miami	70,102
12/13	W	20-10		Carolina	68,756
12/20	W	17-10	at	Buffalo	70,000
12/27	W	35-7		Jacksonville	68,756
1/3	L	27-34	at	Houston	71,029
*London					
AFC PLAYOFFS					
1/10	L	14-33		Baltimore	68,756

TEAM STATISTICS	PATS	OPP
TOTAL FIRST DOWNS	**373**	**289**
Rushing	114	80
Passing	222	193
Penalty	37	16
3rd Down: Made/Att	90/206	72/194
3rd Down Pct.	43.7	37.1
4th Down: Made/Att	11/22	10/21
4th Down Pct.	50.0	47.6
POSSESSION AVG.	**32:55**	**27:05**
TOTAL NET YARDS	**6357**	**5123**
Avg. Per Game	397.3	320.2
Total Plays	1076	941
Avg. Per Play	5.9	5.4
NET YARDS RUSHING	**1921**	**1768**
Avg. Per Game	120.1	110.5
Total Rushes	466	398
NET YARDS PASSING	**4436**	**3355**
Avg. Per Game	277.3	209.7
Sacked/Yards Lost	18/104	31/229
Gross Yards	4540	3584
Attempts/Completions	592/390	512/300
Completion Pct.	65.9	58.6
Had Intercepted	13	18
PUNTS/AVERAGE	**57/39.0**	**79/41.4**
NET PUNTING AVG.	**34.1**	**35.4**
PENALTIES/YARDS	**81/743**	**91/780**
FUMBLES/BALL LOST	**17/9**	**28/10**
TOUCHDOWNS	**50**	**35**
Rushing	19	6
Passing	28	25
Returns	3	4

SCORE BY PERIODS	1	2	3	4	OT	TOTAL
Patriots	**99**	**183**	**70**	**75**	**0**	**427**
Opponents	**47**	**89**	**53**	**93**	**3**	**285**

SCORING	TD	Ru	Pa	Rt	PAT	FG	S	TP
Gostkowski	0	0	0	0	47/47	26/31	0	125
Moss	13	0	13	0	0/0	0/0	0	80
Maroney	9	9	0	0	0/0	0/0	0	54
Watson	5	0	5	0	0/0	0/0	0	30
F. Taylor	4	4	0	0	0/0	0/0	0	24
Welker	4	0	4	0	0/0	0/0	0	24
Faulk	3	2	1	0	0/0	0/0	0	18
Aiken	2	0	2	0	0/0	00/	0	12
Baker	2	0	2	0	0/0	00/	0	12
Morris	2	2	0	0	0/0	0/0	0	12
Bodden	1	0	0	1	0/0	0/0	0	6
Brady	1	1	0	0	0/0	0/0	0	6
Butler	1	0	0	1	0/0	0/0	0	6
Edelman	1	0	1	0	0/0	0/0	0	6
Hoyer	1	1	0	0	0/0	0/0	0	6
Meriweather	1	0	0	1	0/0	0/0	0	6
Patriots	**50**	**19**	**28**	**3**	**47/47**	**26/31**	**0**	**427**
Opponents	**35**	**6**	**25**	**4**	**33/34**	**14/20**	**0**	**285**

2-Pt. Conversions: Patriots 1-3 (Moss), Opponents: 0-1.

RUSHING	NO	YDS	AVG	LG	TD
Maroney	194	757	3.9	45t	9
Faulk	62	335	5.4	29	2
Morris	73	319	4.4	55	2
F. Taylor	63	269	4.3	19	4
Green-Ellis	26	114	4.4	29	0
Brady	29	44	1.5	9	1
Welker	5	36	7.2	11	0
Hoyer	10	25	2.5	20	1
Tate	1	11	11.0	11	0
Slater	1	6	6.0	6	0
Edelman	2	5	2.5	5	0
Patriots	**466**	**1921**	**4.1**	**55**	**6**
Opponents	**398**	**1768**	**4.4**	**50**	**6**

RECEIVING	NO	YDS	AVG	LG	TD
Welker	123	1348	11.0	58	4
Moss	83	1264	15.2	71t	13
Edelman	37	359	9.7	29	1
Faulk	37	301	8.1	38t	1
Watson	29	404	13.9	36	5
Aiken	20	326	16.3	81t	2
Morris	19	180	9.5	35	0
Baker	14	142	10.1	36t	2
Maroney	14	99	7.1	17	0
Galloway TM	7	67	9.6	19	0
Stanback	3	22	7.3	9	0
F. Taylor	2	17	8.5	13	0
Green-Ellis	2	11	5.5	6	0
Patriots	**390**	**4540**	**11.6**	**81t**	**28**
Opponents	**300**	**3584**	**11.9**	**75t**	**25**

INTERCEPTIONS	NO	YDS	AVG	LG	TD
Meriweather	5	149	29.8	56	1
Bodden	5	60	12.0	53t	1
Butler	3	91	30.3	91t	1
Wilhite	2	17	8.5	17	0
Springs	1	8	8.0	8	0
Chung	1	2	2.0	2	0
Moss	1	0	0.0	0	0
Patriots	**18**	**327**	**18.2**	**91t**	**3**
Opponents	**13**	**146**	**11.2**	**38**	**1**

PUNTING	NO	YDS	AVG	NET	TB	IN20	LG	BLK
Hanson	56	2221	39.7	34.1	5	18	56	1
Patriots	**57**	**2221**	**39.0**	**34.1**	**5**	**18**	**56**	**1**
Opponents	**79**	**3267**	**41.4**	**35.4**	**2**	**22**	**64**	**0**

PUNT RETURNS	NO	FC	YDS	AVG	LG	TD
Welker	27	16	338	12.5	69	0
Edelman	6	1	63	10.5	35	0
Faulk	5	2	31	6.2	15	0
Patriots	**38**	**19**	**432**	**11.4**	**69**	**0**
Opponents	**20**	**16**	**180**	**9.0**	**31**	**0**

KICK RETURNS	NO	YDS	AVG	LG	TD
Maroney	13	279	21.5	52	0
Edelman	11	241	21.9	32	0
Slater	11	269	24.5	35	0
Faulk	6	144	24.0	32	0
Butler	5	104	20.8	26	0
Tate	4	106	26.5	34	0
Welker	2	45	22.5	27	0
Connolly	1	16	16.0	16	0
Stanback	1	22	22.0	22	0
Patriots	**54**	**1226**	**22.7**	**52**	**0**
Opponents	**70**	**1705**	**24.4**	**51**	**0**

SACKS: Banta-Cain 10.0, D. Burgess 5, Wright 5, A. Thomas 3, Chung 2, Guyton 1.5, Mayo 1.5, Green 1, Ninkovich 1, Warren 1; Patriots 31.0, Opponents 18.0.

FIELD GOALS	1-19	20-29	30-39	40-49	50+
Gostkowski	0/0	7/7	12/13	5/8	2/3
Patriots	**0/0**	**7/7**	**12/13**	**5/8**	**2/3**
Opponents	**0/0**	**6/6**	**4/6**	**3/4**	**1/4**

Gostkowski: (41N,20G,28G) (45G,25G,29G) (21G,33G,22G,33G) (32G,33G) (53G,40N) (39N,33G) () (30G,38G,34G,40G) (31G, 36G) (26G,40N) (36G,50N) () (48G,47G) (30G) ( ) (51G,43G).

OPPONENTS: (40G) (33G,24G,39G) (26G) () (48N,24G,41G) () () (52G) () () (30G,37N) (29G,24G,41G) (53N,36G) (25G,56N) () (56N,38N).

STARTERS:

OFFENSE: WR Randy Moss (16); LT Matt Light (11), Sebastian Vollmer (5); LG Logan Mankins (16); C Dan Koppen (16); RG Stephen Neal (12), Dan Connolly (4); RT Nick Kaczur (13), Sebastian Vollmer (3); TE Benjamin Watson (7), Chris Baker (2); WR Wes Welker (13); Joey Galloway (2); QB Tom Brady (16); Kevin Faulk (7), Laurence Maroney (5), RB Sammy Morris (3), Fred Taylor (1); 2nd TE Chris Baker (5); 3rd WR Sam Aiken (7), Julian Edelman (5); 4th WR Julian Edelman (2), Isaiah Stanback (2), Brandon Tate (1); FB Sammy Morris (1); 2nd RB Sammy Morris (1).

DEFENSE: LE Ty Warren (12), Ron Brace (1), Derrick Burgess (1), Mike Wright (1); LDT Vince Wilfork (2); NT Vince Wilfork (6), Mike Wright (2), Ron Brace (1); DT Vince Wilfork (5), Mike Wright (3); RE Jarvis Green (10), Mike Wright (3) Tully Banta-Cain (1), Derrick Burgess (1); RT Jarvis Green (2); OLB Adalius Thomas (10), Tully Banta-Cain (9), Pierre Woods (5), Derrick Burgess (4), Gary Guyton (1); ILB Jerod Mayo (12), Gary Guyton (13); MLB Gary Guyton (2), Adalius Thomas (1); LCB Shawn Springs (8), Jonathan Wilhite (4), Darius Butler (3), Leigh Bodden (1); RCB Leigh Bodden (13), Jonathan Wilhite (3); SS Brandon Meriweather (16); FS Brandon McGowan (11), James Sanders (5); 5th DB Darius Butler (2), Patrick Chung (1), Jonathan Wilhite (1).

2009 Coaching Staff: Josh Boyer, Defensive Back; Ivan Fears, Running Backs; Pepper Johnson, Defensive Line; Harold Nash, Assistant Strength and Conditioning; Bill O'Brien, Quarterbacks; Scott O'Brien, Special Teams; Chad O'Shea, Receivers; Matt Patricia, Linebackers; Dean Pees , Defensive Coordinator; Dante Scarnecchia, Assistant Head Coach/Offensive Line; Shane Waldron, Tight Ends; Mike Woicik, Strength and Conditioning.

Pro Bowl (5): QB Tom Brady (5), G Logan Mankins (2), S Brandon Meriweather (1), WR Wes Welker (2), NT Vince Wilfork (2).).

PASSING	ATT	CMP	YARDS	CMP%	YDS/ATT	TD	TD%	INT	INT%	LG	SK/YDS	RATING
Brady	565	371	4398	65.7	7.78	28	5.0	13	2.3	81t	16/86	96.2
Hoyer	27	19	142	70.4	5.26	0	0.0	0	0.0	17	2/18	82.6
Patriots	592	390	4540	65.9	7.67	28	4.7	13	2.2	81t	18/104	95.6
Opponents	**512**	**300**	**3584**	**58.6**	**7.00**	**25**	**4.9**	**18**	**3.5**	**75t**	**31/229**	**81.7**

2010 FINAL STATISTICS (14-2)

HEAD COACH: BILL BELICHICK • AFC EAST DIVISION CHAMPIONS • HOME STADIUM: GILLETTE STADIUM

Date	W/L	Score		Opp.	Att.
9/12	W	38-24		Cincinnati	68,756
9/19	L	14-28	at	N.Y. Jets	78,535
9/26	W	38-30		Buffalo	68,756
10/04	W	41-14	at	Miami	69,090
				BYE WEEK	
10/17	W	23-20		Baltimore OT	68,756
10/24	W	23-20	at	San Diego	68,836
10/31	W	28-18		Minnesota	68,756
11/07	L	14-34	at	Cleveland	66,292
11/14	W	39-26	at	Pittsburgh	64,359
11/21	W	31-28		Indianapolis	68,756
11/25	W	45-24	at	Detroit	60,965
12/06	W	45-3		N.Y. Jets	68,756
12/12	W	36-7	at	Chicago	62,347
12/19	W	31-27		Green Bay	68,756
12/26	W	34-3	at	Buffalo	68,281
1/02	W	38-7		Miami	68,756
AFC PLAYOFFS					
1/16	L	21-28		N.Y. Jets	68,756

TEAM STATISTICS	PATS	OPP
TOTAL FIRST DOWNS	**335**	**348**
Rushing	119	99
Passing	196	226
Penalty	20	23
3rd Down: Made/Att	95/197	99/210
3rd Down Pct.	48.2	47.1
4th Down: Made/Att	7/14	12/20
4th Down Pct.	50.0	60.0
POSSESSION AVG.	**29:00**	**31:00**
TOTAL NET YARDS	**5820**	**5864**
Avg. Per Game	363.8	366.5
Total Plays	986	1056
Avg. Per Play	5.9	5.6
NET YARDS RUSHING	**1973**	**1728**
Avg. Per Game	123.3	108.0
Total Rushes	454	409
NET YARDS PASSING	**3847**	**4136**
Avg. Per Game	240.4	258.5
Sacked/Yards Lost	25/175	36/212
Gross Yards	4022	4348
Attempts/Completions	507/331	611/388
Completion Pct.	65.3	63.5
Had Intercepted	5	25
PUNTS/AVERAGE	**58/43.2**	**58/41.8**
NET PUNTING AVG.	**38.4**	**34.2**
PENALTIES/YARDS	**83/766**	**84/687**
FUMBLES/BALL LOST	**9/5**	**20/13**
TOUCHDOWNS	**65**	**36**
Rushing	19	10
Passing	37	25
Returns	9	1

SCORE BY PERIODS	1	2	3	4	OT	TOTAL
Patriots	**103**	**152**	**138**	**122**	**3**	**518**
Opponents	**39**	**91**	**77**	**106**	**0**	**313**

SCORING	TD	Ru	Pa	Rt	PAT	FG	S	TP
Green-Ellis	13	13	0	0	0/0	0/0	0	78
Graham	0	0	0	0	35/37	12/12	0	71
Gronkowski	10	0	10	0	0/0	0/0	0	60
Gostkowski	0	0	0	0	26/26	10/13	0	56
Welker	7	0	7	0	1/1	0/0	0	43
Hernandez	6	0	6	0	0/0	0/0	0	36
Woodhead	6	5	1	0	0/0	0/0	0	36
Branch	5	0	5	0	0/0	0/0	0	30
Tate	5	0	3	2	0/0	0/0	0	30
Moss	3	0	3	0	0/0	0/0	0	18
Arrington	2	0	0	2	0/0	0/0	0	12
Crumpler	2	0	2	0	0/0	0/0	0	12
Guyton	2	0	0	2	0/0	0/0	0	12
Brady	1	1	0	0	0/0	0/0	0	6
Chung	1	0	0	1	0/0	0/0	0	6
Edelman	1	0	0	1	0/0	0/0	0	6
Sanders	1	0	0	1	0/0	0/0	0	6
Patriots	**65**	**19**	**37**	**9**	**62/64**	**22/25**	**0**	**518**
Opponents	**36**	**10**	**25**	**1**	**32/32**	**19/26**	**0**	**313**

2-Pt. Conversions: Patriots 0-1, Opponents: 4-4.

RUSHING	NO	YDS	AVG	LG	TD
Green-Ellis	229	1008	4.4	33t	13
Woodhead	97	547	5.6	36t	5
Taylor	43	155	3.6	24	0
Tate	5	62	12.4	22	0
Morris	20	56	2.8	9	0
Hernandez	3	47	15.7	18	0
Faulk	8	45	5.6	11	0
Brady	31	30	1.0	9	1
Clayton	6	17	2.8	5	0
Edelman	2	14	7.0	13	0
Hoyer	10	-8	-.8	1	0
Patriots	**454**	**1973**	**4.3**	**36t**	**19**
Opponents	**409**	**1728**	**4.2**	**36**	**10**

RECEIVING	NO	YDS	AVG	LG	TD
Welker	86	848	9.9	35	7
Branch	48	706	14.7	79t	5
Hernandez	45	563	12.5	46	6
Gronkowski	42	546	13.0	28	10
Woodhead	34	379	11.1	50	1
Tate	24	432	18.0	65t	3
Green-Ellis	12	85	7.1	16	0
Moss TM	9	139	15.4	35t	3
Edelman	7	86	12.3	40	0
Morris	7	77	11.0	22	0
Faulk	6	62	10.3	21	0
Crumpler	6	52	8.7	27	2
Price	3	41	13.7	18	0
Taylor	2	6	3.0	7	0
Patriots	**331**	**4022**	**12.2**	**79t**	**37**
Opponents	**388**	**4348**	**11.2**	**66t**	**25**

INTERCEPTIONS	NO	YDS	AVG	LG	TD
McCourty	7	110	15.7	50	0
Chung	3	96	32.0	51t	1
Sanders	3	60	20.0	32t	1
Meriweather	3	39	13.0	39	0
Guyton	2	72	36.0	59t	1
Ninkovich	2	1	0.5	1	0
Page	2	0	0.0	0	0
Arrington	1	36	36.0	36t	1
Spikes	1	5	5.0	5	0
Fletcher	1	0	0.0	0	0
Patriots	**25**	**419**	**16.8**	**59t**	**4**
Opponents	**5**	**12**	**2.4**	**12**	**0**

PUNTING	NO	YDS	AVG	NET	TB	IN20	LG	BLK
Mesko	58	2505	43.2	38.4	5	19	65	0
Patriots	58	2505	43.2	38.4	5	19	65	0
Opponents	**58**	**2422**	**41.8**	**34.2**	**4**	**23**	**61**	**1**

PUNT RETURNS	NO	FC	YDS	AVG	LG	TD
Edelman	21	6	321	15.3	94t	1
Welker	5	7	36	7.2	22	0
Tate	1	0	4	4.0	4	0
Faulk	0	1	0	0	0	0
Patriots	**27**	**14**	**361**	**13.4**	**94t**	**1**
Opponents	**25**	**14**	**179**	**7.2**	**18**	**0**

KICK RETURNS	NO	YDS	AVG	LG	TD
Tate	41	1057	25.8	103t	2
Crumpler	5	18	3.6	7	0
Morris	5	66	13.2	23	0
Connolly	3	90	30.0	71	0
Green-Ellis	1	0	0.0	0	0
Fletcher	1	0	0.0	0	0
Patriots	**56**	**1231**	**22.0**	**103t**	**2**
Opponents	**81**	**1826**	**22.5**	**95t**	**1**

SACKS: Wright 5.5, Banta-Cain 5.0, Ninkovich 4.0, G. Warren 3.5, Guyton 3.0, Deaderick 2.0, Fletcher 2.0, Mayo 2.0, Moore 2.0, Wilfork 2.0, Cunningham 1.0, Love 1.0, McCourty 1.0, Woods 1.0, Crable 0.5, Pryor 0.5; Patriots 36.0, Opponents 25.0.

FIELD GOALS	1-19	20-29	30-39	40-49	50+
Gostkowski	0/0	2/2	6/7	2/3	0/1
Graham	1/1	5/5	5/5	1/1	0/0
Patriots	**1/1**	**7/7**	**11/12**	**3/4**	**0/1**
Opponents	**1/1**	**6/7**	**9/9**	**2/4**	**1/5**

Gostkowski: (32G,47N,56N) (37N) (43G) (23G,30G) (38G,24G,35G) (40G,35G,35G) ( ) ( ) ( ) ( ) ( ) ( ) ( ) ( ) ( ) ( ) ( ).

Graham: ( ) ( ) ( ) ( ) ( ) ( ) ( ) ( ) ( ) (31G,36G) (25G) (19G) (41G) (30G,25G,29G) (38G) (34G,26G) (28G).

OPPONENTS: (54G) (49G,36G) (39G,39G,34G,51N) (53B) (26G,25G) (32G,28G,50N) (24G) (38G,37G) (22G,26N) ( ) (44G,46N) (53N,39G) ( ) (31G,19G) (26G) (40N).

STARTERS:

OFFENSE: WR Wes Welker (11), Brandon Tate (5); LT Matt Light (16); LG Logan Mankins (9), Dan Connolly (7); C Dan Koppen (16); RG Stephen Neal (8), Dan Connolly (6), Ryan Wendell (2); RT Sebastian Vollmer (16); TE Alge Crumpler (10), Aaron Hernandez (5); WR Deion Branch (9), Randy Moss (3), Julian Edelman (2), Brandon Tate (2); QB Tom Brady (16); RB BenJarvus Green-Ellis (11), Danny Woodhead (3), Kevin Faulk (2); 2nd TE Rob Gronkowski (11), Aaron Hernandez (2); 3rd WR Brandon Tate (3); 4th WR Julian Edelman (1).

DEFENSE: LE Vince Wilfork (6), Ron Brace (3), Brandon Deaderick (2), Gerard Warren (2), Landon Cohen (1); LDT Vince Wilfork (3); Gerard Warren (1); NT Gerard Warren (4), Vince Wilfork (4), Ron Brace (1), Kyle Love (1), Myron Pryor (1), Mike Wright (1); RDT Myron Pryor (1), Vince Wilfork (1), Mike Wright (1); RE Gerard Warren (3), Mike Wright (2), Brandon Deaderick (2), Eric Moore (2), Vince Wilfork (2), Ron Brace (1); OLB Jermaine Cunningham (11), Rob Ninkovich (10), Tully Banta-Cain (6), Gary Guyton (2), Eric Moore (1); ILB Jerod Mayo (16), Brandon Spikes (8), Gary Guyton (6); LCB Devin McCourty (12), Kyle Arrington (2), Darius Butler (2); RCB Kyle Arrington (12), Devin McCourty (4); S Patrick Chung (13), Brandon Meriweather (13), James Sanders (6); 5th DB James Sanders (3), Darius Butler (1), Jarrad Page (1), Jonathan Wilhite (1).

2010: Coaching Staff: Josh Boyer, Defensive Backs; Corwin Brown, Defensive Backs; Ivan Fears, Running Backs; Brian Ferentz, Offensive Assistant Coach; Brian Flores, Assistant Coach Offense/Special Teams; Patrick Graham, Defensive Assistant Coach; Pepper Johnson, Defensive Line; Harold Nash, Assistant Strength and Conditioning; Bill O'Brien, Quarterbacks; Scott O'Brien, Special Teams; Chad O'Shea, Receivers; Matt Patricia, Linebackers; Dante Scarnecchia, Assistant Head Coach/Offensive Line; Shane Waldron, Tight Ends; Mike Woicik, Strength and Conditioning.

Pro Bowl (6): QB Tom Brady (6), LT Matt Light (3), G Logan Mankins (3), LB Jerod Mayo (1), S Brandon Meriweather (2), CB Devin McCourty (1), WR Wes Welker (3), NT Vince Wilfork (3).

PASSING	ATT	CMP	YARDS	CMP%	YDS/ATT	TD	TD%	INT	INT%	LG	SK/YDS	RATING
Brady	492	324	3900	65.9	7.9	36	7.3	4	0.8	79t	25/175	111.0
Hoyer	15	7	122	46.7	8.1	1	6.7	1	6.7	42t	0/0	69.3
Patriots	**507**	**331**	**4022**	**65.3**	**7.9**	**37**	**7.3**	**5**	**1.0**	**79t**	**25/175**	**109.8**
Opponents	**611**	**338**	**4348**	**63.5**	**7.1**	**25**	**4.1**	**25**	**4.1**	**66t**	**36/212**	**81.2**

2011 FINAL STATISTICS (13-3)

HEAD COACH: BILL BELICHICK • AFC EAST DIVISION CHAMPIONS • HOME STADIUM: GILLETTE STADIUM

Date	W/L	Score		Opp.	Att.
9/12	W	38-24	at	Miami	66,860
9/18	W	35-21		San Diego	68,756
9/25	L	31-34	at	Buffalo	68,174
10/02	W	31-19	at	Oakland	62,572
10/09	W	30-21		N.Y. Jets	68,756
10/16	W	20-16		Dallas	68,756
10/23				BYE WEEK	
10/30	L	17-25	at	Pittsburgh	64,424
11/06	L	20-24		N.Y. Giants	68,756
11/13	W	37-16	at	N.Y. Jets	79,088
11/21	W	34-3		Kansas City	68,756
11/27	W	38-20	at	Philadelphia	69,144
12/04	W	31-24		Indianapolis	68,756
12/11	W	34-27	at	Washington	77,825
12/18	W	41-23	at	Denver	76,556
12/24	W	27-24		Miami	68,756
1/01	W	49-21		Buffalo	68,756
AFC PLAYOFFS					
1/14	W	45-10		Denver	68,756
1/22	W	23-20		Baltimore	68,756
SUPER BOWL XLVI (at Indianapolis, Ind.)					
2/05	L	17-21		N.Y. Giants	68,658

TEAM STATISTICS	PATS	OPP
TOTAL FIRST DOWNS	**399**	**370**
Rushing	107	101
Passing	262	245
Penalty	30	24
3rd Down: Made/Att	89/194	87/202
3rd Down Pct.	45.9	43.1
4th Down: Made/Att	7/11	8/19
4th Down Pct.	63.6	42.1
POSSESSION AVG.	**28:47**	**31:13**
TOTAL NET YARDS	**6848**	**6577**
Avg. Per Game	428.0	411.1
Total Plays	1082	1064
Avg. Per Play	6.3	6.2
NET YARDS RUSHING	**1764**	**1874**
Avg. Per Game	110.3	117.1
Total Rushes	438	405
NET YARDS PASSING	**5084**	**4703**
Avg. Per Game	317.8	293.9
Sacked/Yards Lost	32/173	40/274
Gross Yards	5257	4977
Attempts/Completions	612/402	619/386
Completion Pct.	65.7	62.4
Had Intercepted	12	23
PUNTS/AVERAGE	**57/46.5**	**67/45.6**
NET PUNTING AVG.	**57/41.5**	**67/39.1**
PENALTIES/YARDS	**87/815**	**115/907**
FUMBLES/BALL LOST	**13/5**	**21/11**
TOUCHDOWNS	**61**	**40**
Rushing	18	13
Passing	39	26
Returns	4	1

SCORE BY PERIODS	1	2	3	4	OT	TOTAL
Patriots	**82**	**148**	**141**	**142**	**0**	**513**
Opponents	**87**	**83**	**50**	**122**	**0**	**342**

SCORING	TD	Ru	Pa	Rt	PAT	FG	S	TP
Gostkowski	0	0	0	0	59/59	28/33	0	143
Gronkowski	18	1	17	0	0/0	0/0	0	108
Green-Ellis	11	11	0	0	0/0	0/0	0	66
Welker	9	0	9	0	0/0	0/0	0	54
Hernandez	7	0	7	0	0/0	0/0	0	42
Branch	5	0	5	0	0/0	0/0	0	30
Brady	3	3	0	0	0/0	0/0	0	18
Woodhead	1	1	0	0	0/0	0/0	0	10
Edelman	1	0	0	1	0/0	0/0	0	6
Moore	1	0	0	0	0/0	0/0	0	6
Ninkovich	1	0	0	1	0/0	0/0	0	6
Ochocinco	1	0	1	0	0/0	0/0	0	6
Ridley	1	1	0	0	0/0	0/0	0	6
Vereen	1	1	0	0	0/0	0/0	0	6
Wilfork	1	0	0	1	0/0	0/0	0	6
Patriots	**61**	**18**	**39**	**4**	**59/59**	**28/33**	**0**	**513**
Opponents	**40**	**13**	**26**	**1**	**38/38**	**20/23**	**0**	**342**

2-Pt. Conversions: Patriots 2-2 (Woodhead), Opponents: 0-2.

RUSHING	NO	YDS	AVG	LG	TD
Green-Ellis	181	667	3.7	18	11
Ridley	87	441	5.1	33t	1
Woodhead	77	351	4.6	12	1
Brady	43	109	2.5	13	3
Faulk	17	57	3.4	9	0
Vereen	15	57	3.8	19	1
Hernandez	5	45	9.0	19	0
Welker	4	30	7.5	19	0
Edelman	4	8	2.0	6	0
Gronkowski	1	2	2.0	2t	1
Hoyer	4	-3	-0.8	0	0
Patriots	**438**	**1764**	**4.0**	**33t**	**18**
Opponents	**405**	**1874**	**4.6**	**41**	**13**

RECEIVING	NO	YDS	AVG	LG	TD
Welker	122	1569	12.9	99t	9
Gronkowski	90	1327	14.7	52t	17
Hernandez	79	910	11.5	46	7
Branch	51	702	13.8	63	5
Woodhead	18	157	8.7	16	0
Ochocinco	15	276	18.4	53	1
Green-Ellis	9	159	17.7	53	0
Faulk	7	34	4.9	18	0
Edelman	4	34	8.5	11	0
Underwood	3	30	10.0	13	0
Ridley	3	13	4.3	8	0
Slater	1	46	46.0	46	0
Patriots	**402**	**5257**	**13.1**	**99t**	**39**
Opponents	**386**	**4977**	**12.9**	**58**	**26**

INTERCEPTIONS	NO	YDS	AVG	LG	TD
Arrington	7	92	13.1	28	0
Wilfork	2	47	23.5	28	0
Molden	2	40	20.0	27	0
McCourty	2	38	19.0	38	0
Ninkovich	2	30	15.0	18	1
Moore	2	26	13.0	21t	1
Mayo	2	4	2.0	2	0
Guyton	1	17	17.0	17	0
Brown	1	2	2.0	2	0
Adams	1	0	0.0	0	0
Chung	1	0	0.0	0	0
Patriots	**23**	**296**	**12.9**	**38**	**2**
Opponents	**12**	**186**	**15.5**	**42**	**1**

PUNTING	NO	YDS	AVG	NET	TB	IN20	LG	BLK
Mesko	57	2648	46.5	41.5	3	24	65	0
Patriots	**57**	**2648**	**46.5**	**41.5**	**3**	**24**	**65**	**0**
Opponents	**67**	**3055**	**45.6**	**39.1**	**2**	**26**	**64**	**0**

PUNT RETURNS	NO	FC	YDS	AVG	LG	TD
Edelman	28	7	296	10.6	72t	1
Welker	8	6	82	10.3	25	0
Faulk	2	0	11	5.5	7	0
Patriots	**38**	**13**	**389**	**10.2**	**72t**	**1**
Opponents	**26**	**18**	**220**	**8.5**	**26**	**0**

KICK RETURNS	NO	YDS	AVG	LG	TD
Woodhead	20	437	21.9	37	0
Edelman	12	284	23.7	37	0
Ridley	7	152	21.7	32	0
Slater	4	68	17.0	22	0
Gronkowski	1	11	11.0	11	0
McCourty	1	24	24.0	24	0
Ninkovich	1	10	10.0	10	0
Patriots	**46**	**986**	**21.4**	**37**	**0**
Opponents	**60**	**1294**	**21.6**	**88**	**0**

SACKS: Anderson 10.0, Carter 10.0, Ninkovich 6.5, Wilfork 3.5, Love 3.0, Deaderick 2.0, Chung 1.0, Ellis 1.0, Mayo 1.0, Warren 1.0, Pryor 0.5, Wright 0.5; Patriots 40.0, Opponents 32.0.

FIELD GOALS	1-19	20-29	30-39	40-49	50+
Gostkowski	1/1	12/13	5/6	9/11	1/2
Patriots	**1/1**	**12/13**	**5/6**	**9/11**	**1/2**
Opponents	**0/0**	**14/15**	**2/2**	**4/6**	**0/0**

Gostkowski: (48N,20G) (22G,47G) (23G) (44G) (44G,24G,28G) (31G,26G) (46G,42N) (27N,32G,45G) (50G,36G,27G) (21G,19G) (39N,45G) (39G) (23G,24G) (21G,34G) (51N,45G,42G) (47G,20G).

OPPONENTS: (20G) () (42G,28G) (28G,26G) () (48G,22G,26G) (33G,21G,23G,44N) (22G) (24N) (26G) (43G,22G) (31G) (24G,25G) (26G) (47G) (45N).

STARTERS:

OFFENSE: WR Wes Welker (15) ; LT Matt Light (15), Logan Mankins (1); LG Logan Mankins (14), Donald Thomas (1), Ryan Wendell (1); C Dan Connolly (11), Nick McDonald (2), Ryan Wendell (2), Dan Koppen (1); RG Brian Waters (16); RT N. Solder (11), Sebastian Vollmer (5); TE Rob Gronkowski (16); TE Aaron Hernandez (12), Nate Solder (2), Thomas Welch (1); QB Tom Brady (16); WR Deion Branch (15), Chad Ochocinco (1); RB BenJarvus Green-Ellis (6), Danny Woodhead (4), Kevin Faulk (3), Stevan Ridley (2), 3rd TE Dan Gronkowski (1); 3rd WR Chad Ochocinco (2).

DEFENSE: LE Shaun Ellis (10), Brandon Deaderick (3), Mark Anderson (1), Rob Ninkovich (1), Vince Wilfork (1); LDT Vince Wilfork (13); NT Vince Wilfork (3); RDT Kyle Love (12), Mike Wright (1); RE Andre Carter (14), Brandon Deaderick (2); LOLB Rob Ninkovich (14), Jerod Mayo (1), Tracy White (1); MLB Jerod Mayo (11), Gary Guyton (4), Dane Fletcher (1); ROLB Brandon Spikes (6), Dan Fletcher (4), Gary Guyton (2), Jerod Mayo (1) Rob Ninkovich (1), Jeff Tarpinian (1); LCB Devin McCourty (14), Antwaun Molden (2); S James Ihedigbo (12) Patrick Chung (8), Josh Barrett (4), Sterling Moore (3), Matthew Slater (3), Sergio Brown (2); 5th DB Leigh Bodden (1), Sergio Brown (1), Nate Jones (1).

2011 Coaching Staff: Josh Boyer, Defensive Backs; Moses Cabrera, Assistant Strength and Conditioning; Ivan Fears, Running Backs; Brian Ferentz, Tight Ends; Brian Flores, Defensive Assistant; George Godsey, Offensive Assistant; Patrick Graham, Linebackers; Pepper Johnson, Defensive Line; Harold Nash, Head Strength and Conditioning; Bill O'Brien, Offensive Coordinator/Quarterbacks; Scott O'Brien, Special Teams; Chad O'Shea, Receivers; Matt Patricia, Safeties; Dante Scarnecchia, Assistant Head Coach/Offensive Line.

Pro Bowl (8): QB Tom Brady (7), DE Andre Carter (1) TE Rob Gronkowski (1), G Logan Mankins (4), ST Matthew Slater (1), G Brian Waters (6), WR Wes Welker (4), NT Vince Wilfork (4).

PASSING	ATT	CMP	YARDS	CMP%	YDS/ATT	TD	TD%	INT	INT%	LG	SK/YDS	RATING
Brady	611	401	5235	65.6	8.57	39	6.4	12	2.0	99t	32/173	105.6
Hoyer	1	1	22	100.0	22.0	0	0.0	0	0.0	22	0/0	118.8
Patriots	612	402	5257	65.7	8.59	39	6.4	12	2.0	99t	32/173	105.7
Opponents	**619**	**386**	**4977**	**62.4**	**8.04**	**26**	**4.2**	**23**	**3.7**	**58**	**40/274**	**86.1**

2012 FINAL STATISTICS (12-4)

HEAD COACH: BILL BELICHICK • AFC EAST DIVISION CHAMPIONS • HOME STADIUM: GILLETTE STADIUM

Date	W/L	Score		Opp.	Att.
9/09	W	34-13	at	Tennessee	69,143
9/16	L	18-20		Arizona	68,756
9/23	L	30-31	at	Baltimore	71,269
9/30	W	52-28	at	Buffalo	70,684
10/07	W	31-21		Denver	68,756
10/14	L	23-24	at	Seattle	68,137
10/21	W	29-26		N.Y. Jets OT	68,756
10/28	W	45-7	at	St. Louis*	84,004
11/04				BYE WEEK	
11/11	W	37-31		Buffalo	68,756
11/18	W	59-24		Indianapolis	68,756
11/22	W	49-19	at	N.Y. Jets	79,088
12/02	W	23-16	at	Miami	72,114
12/10	W	42-14		Houston	68,756
12/16	L	34-41		San Francisco	68,756
12/23	W	23-16	at	Jacksonville	70,251
12/30	W	28-0		Miami	68,756
*London					
AFC PLAYOFFS					
1/13	W	41-28		Houston	68,756
1/20	L	13-28		Baltimore	68,756

TEAM STATISTICS	PATS	OPP
TOTAL FIRST DOWNS	**444**	**340**
Rushing	151	100
Passing	256	207
Penalty	37	33
3rd Down: Made/Att	110/226	82/205
3rd Down Pct.	48.7	40.0
4th Down: Made/Att	8/12	9/23
4th Down Pct.	66.7	39.1
POSSESSION AVG.	**30:41**	**29:19**
TOTAL NET YARDS	**6846**	**5972**
Avg. Per Game	427.9	373.3
Total Plays	1191	1046
Avg. Per Play	5.7	5.7
NET YARDS RUSHING	**2184**	**1630**
Avg. Per Game	136.5	271.4
Total Rushes	523	415
NET YARDS PASSING	**4662**	**4342**
Avg. Per Game	291.4	271.4
Sacked/Yards Lost	27/182	37/213
Gross Yards	4844	4555
Attempts/Completions	641/402	594/369
Completion Pct.	62.7	62.1
Had Intercepted	9	20
PUNTS/AVERAGE	**61/42.4**	**67/50.3**
NET PUNTING AVG.	**61/37.9**	**67/41.6**
PENALTIES/YARDS	**97/840**	**101/932**
FUMBLES/BALL LOST	**14/7**	**42/21**
TOUCHDOWNS	**67**	**38**
Rushing	25	10
Passing	34	27
Returns	8	1

SCORE BY PERIODS	1	2	3	4	OT	TOTAL
Patriots	**113**	**177**	**103**	**161**	**3**	**557**
Opponents	**67**	**81**	**75**	**108**	**0**	**331**

SCORING	TD	Ru	Pa	Rt	PAT	FG	S	TP
Gostkowski	0	0	0	0	66/66	29/35	0	153
Ridley	12	12	0	0	0/0	0/0	0	72
Gronkowski	11	0	11	0	0/0	0/0	0	66
Woodhead	7	4	3	0	0/0	0/0	0	42
Welker	6	0	6	0	0/0	0/0	0	36
Edelman	5	0	3	2	0/0	0/0	0	30
Hernandez	5	0	3	2	0/0	0/0	0	30
Lloyd	5	0	4	1	0/0	0/0	0	30
Brady	4	4	0	0	0/0	0/0	0	24
Vereen	4	3	1	0	0/0	0/0	0	24
Bolden	2	2	0	0	0/0	0/0	0	12
Dennard	1	0	0	1	0/0	0/0	0	6
Gregory	1	0	0	1	0/0	0/0	0	6
Hightower	1	0	0	1	0/0	0/0	0	6
McCourty	1	0	0	1	0/0	0/0	0	6
Stallworth	1	0	1	0	0/0	0/0	0	6
Talib	1	0	0	1	0/0	0/0	0	6
Patriots	**67**	**25**	**34**	**8**	**66/66**	**29/24**	**0**	**557**
Opponents	**38**	**10**	**27**	**1**	**38/38**	**21/24**	**0**	**331**

2-Pt. Conversions: Patriots 0-1, Opponents: 0-0.

RUSHING	NO	YDS	AVG	LG	TD
Ridley	290	1263	4.4	41	12
Woodhead	76	301	4.0	19	4
Bolden	56	274	4.9	27	2
Vereen	62	251	4.0	16	3
Edelman	4	45	11.3	47	0
Brady	23	32	1.4	7	4
Welker	2	20	10.0	11	0
Hernandez	1	5	5.0	5	0
Hilliard TM	1	2	2.0	2	0
Mallett	8	-9	-1.1	2	0
Patriots	**523**	**2184**	**4.2**	**47**	**25**
Opponents	**415**	**1630**	**3.9**	**31**	**10**

RECEIVING	NO	YDS	AVG	LG	TD
Welker	118	1354	11.5	59	6
Lloyd	74	911	12.3	53	4
Gronkowski	55	790	14.4	41	11
Hernandez	51	483	9.5	31	5
Woodhead	40	446	11.2	25	3
Edelman	21	235	11.2	56t	3
Branch	16	145	9.1	25	0
Vereen	8	149	18.6	83t	1
Ridley	6	51	8.5	20	0
Hoomanawanui	5	109	21.8	41	0
Fells	4	85	21.3	35	0
Bolden	2	11	5.5	11	0
Stallworth	1	63	63.0	63t	1
Winslow	1	12	12.0	12	0
Patriots	**402**	**4844**	**12.0**	**83t**	**34**
Opponents	**269**	**4555**	**12.3**	**68t**	**27**

INTERCEPTIONS	NO	YDS	AVG	LG	TD
McCourty	5	53	10.6	34	0
Wilson	4	87	21.8	45	0
Dennard	3	95	31.7	87t	1
Gregory	3	50	16.7	36	0
Talib TM	1	59	59.0	59t	1
Chung	2	27	13.5	27	0
Cole	1	0	0.0	0	0
Mayo	1	0	0.0	0	0
Patriots	**20**	**371**	**18.6**	**87t**	**2**
Opponents	**9**	**112**	**12.4**	**63**	**0**

PUNTING	NO	YDS	AVG	NET	TB	IN20	LG	BLK
Mesko	60	2585	43.1	37.9	6	28	62	1
Patriots	**61**	**2585**	**42.4**	**37.9**	**6**	**28**	**62**	**1**
Opponents	**67**	**3372**	**50.3**	**41.6**	**4**	**23**	**66**	**0**

PUNT RETURNS	NO	FC	YDS	AVG	LG	TD
Welker	25	7	243	9.7	31	0
Edelman	17	1	263	15.5	68t	1
Patriots	**42**	**8**	**506**	**12.0**	**68t**	**1**
Opponents	**23**	**19**	**154**	**6.7**	**25**	**0**

KICK RETURNS	NO	YDS	AVG	LG	TD
McCourty	27	654	24.2	104t	1
Edelman	3	38	12.7	32	0
Welker	3	33	11.0	17	0
Slater	2	39	19.5	20	0
Woodhead	2	43	21.5	23	0
Gronkowski	1	0	0.0	0	0
Patriots	**38**	**807**	**21.2**	**104t**	**1**
Opponents	**60**	**1229**	**20.5**	**62**	**0**

SACKS: Ninkovich 8.0, Jones 6.0, Hightower 4.0, Francis 3.0, Mayo 3.0, Scott 3.0, Wilfork 3.0, Cunningham 2.5, Love 1.5, Deaderick 1.0, Martin 1.0, Spikes 1.0; Patriots 37.0, Opponents 27.0.

FIELD GOALS	1-19	20-29	30-39	40-49	50+
Gostkowski	0/0	8/8	10/12	9/13	2/2
Patriots	**0/0**	**8/8**	**10/12**	**9/13**	**2/2**
Opponents	**0/0**	**6/6**	**5/6**	**9/10**	**1/2**

Gostkowski: (25G,31G) (46G,34G,51G,53G,42N) (37G,49G,20G) (49N,42N,30G) (23G) (25G,35G,35G) (43G, 48G) (26G) (43G,48G,27G) (36N,31G) (39N) (49N,43G, 32G,20G) ( ) (32G,41G) (25G,49G,38G)( ).

OPPONENTS: (28G,24G) (38G,47G) (27G) () () (34G) (54G,21G,43G,43G) () (41G) (47G,58N) (32G) (44G,33G,42G) () (39N,20G,28G) (41G,43N,35G,42G) (41N).

STARTERS:

OFFENSE: WR Wes Welker (12), Julian Edelman (1); LT Nate Solder (16), LG Logan Mankins (10), Donald Thomas (6); C Ryan Wendell (16); RG Dan Connolly (14), Donald Thomas (1), Nick McDonald (1); RT Sebastian Vollmer (15), Marcus Cannon (1); TE Rob Gronkowski (11); Aaron Hernandez (10); Michael Hoomanawanui (6), Daniel Fells (4); QB Tom Brady (16); WR Brandon Lloyd (15), Deion Branch (1); RB Stevan Ridley (12), Danny Woodhead (2), Shane Vereen (1), Aaron Hernandez (1), Michael Hoomanawanui (1); 3rd WR Deion Branch (3), Julian Edelman (2).

DEFENSE: LE Rob Ninkovich (12), Jermaine Cunningham (2), Trevor Scott (2); DT Vince Wilfork (16); DT Kyle Love (11), Brandon Deaderick (5); RE C. Jones (13), Rob Ninkovich (2), Jermaine Cunningham (1); LB Jerod Mayo (16); LB Dont'a Hightower (12), Rob Ninkovich (2), Tracy White (1); LCB Devin McCourty (8), Aqib Talib (5), Alfonzo Dennard (3); RCB Kyle Arrington (12), Alfonzo Dennard (4); S Steve Gregory (12), Devin McCourty (8), Patrick Chung (8), Tavon Wilson (4); 5th DB Marquice Cole (1).

2012: Coaching Staff: Josh Boyer, Cornerbacks; Moses Cabrera, Assistant Strength and Conditioning; Ivan Fears, Running Backs; ; Brian Flores, Safeties; George Godsey, Tight Ends; Patrick Graham, Defensive Line; Pepper Johnson, Linebackers; Joe Judge, Special Teams Assistant; Josh McDaniels, Offensive Coordinator/Quarterbacks; Harold Nash, Head Strength and Conditioning; Scott O'Brien, Special Teams; Chad O'Shea, Wide Receivers; Matt Patricia, Defensive Coordinator; Dante Scarnecchia, Assistant Head Coach/Offensive Line; Steve Belichick, Coaching Assistant.

Pro Bowl (7): QB Tom Brady (8), TE Rob Gronkowski (2), G Logan Mankins (5), LB Jerod Mayo (2), ST Matthew Slater (2), WR Wes Welker (5), NT Vince Wilfork (5).

PASSING	ATT	CMP	YARDS	CMP%	YDS/ATT	TD	TD%	INT	INT%	LG	SK/YDS	RATING
Brady	637	401	4827	63.0	7.58	34	5.3	8	1.3	83t	27/182	98.7
Mallett	4	1	17	25.0	4.25	0	0.0	1	25.0	17	0/0	5.2
Patriots	**641**	**402**	**4844**	**62.7**	**7.56**	**34**	**5.3**	**9**	**1.4**	**83t**	**27/182**	**97.7**
Opponents	**594**	**369**	**4555**	**62.1**	**7.67**	**27**	**4.5**	**20**	**3.4**	**68t**	**37/213**	**86.9**

2013 FINAL STATISTICS (12-4)

HEAD COACH: BILL BELICHICK • AFC EAST DIVISION CHAMPIONS • HOME STADIUM: GILLETTE STADIUM

Date	W/L	Score		Opp.	Att.
9/08	W	23-21	at	Buffalo	69,519
9/12	W	13-10		N.Y. Jets	68,756
9/22	W	23-3		Tampa Bay	68,756
9/29	W	30-23	at	Atlanta	70,744
10/06	L	6-13	at	Cincinnati	64,259
10/13	W	30-27		New Orleans	68,756
10/20	L	27-30	at	N.Y. Jets OT	76,957
10/27	W	27-17		Miami	68,756
11/03	W	55-31		Pittsburgh	68,756
				BYE WEEK	
11/18	L	20-24	at	Carolina	74,225
11/24	W	34-31		Denver OT	68,756
12/01	W	34-31	at	Houston	71,769
12/08	W	27-26		Cleveland	68,756
12/15	L	20-24	at	Miami	71,863
12/22	W	41-7	at	Baltimore	71,433
12/29	W	34-20		Buffalo	68,756
AFC PLAYOFFS					
1/11	W	43-22		Indianapolis	68,756
1/19	L	16-26	at	Denver	77,110

TEAM STATISTICS	PATS	OPP
TOTAL FIRST DOWNS	**378**	**338**
Rushing	110	110
Passing	225	208
Penalty	43	20
3rd Down: Made/Att	83/221	98/232
3rd Down Pct.	37.6	42.2
4th Down: Made/Att	7/15	4/21
4th Down Pct.	46.7	19.0
POSSESSION AVG.	**29:38**	**30:22**
TOTAL NET YARDS	**6152**	**5969**
Avg. Per Game	384.5	373.1
Total Plays	1138	1118
Avg. Per Play	5.4	5.3
NET YARDS RUSHING	**2065**	**2145**
Avg. Per Game	129.1	134.1
Total Rushes	470	481
NET YARDS PASSING	**4087**	**3824**
Avg. Per Game	255.4	239.0
Sacked/Yards Lost	40/256	48/313
Gross Yards	4343	4137
Attempts/Completions	628/380	589/336
Completion Pct.	60.5	57.0
Had Intercepted	11	17
PUNTS/AVERAGE	**77/45.8**	**80/44.5**
NET PUNTING AVG.	**77/39.8**	**80/39.2**
PENALTIES/YARDS	**69/625**	**110/951**
FUMBLES/BALL LOST	**24/9**	**21/12**
TOUCHDOWNS	**47**	**39**
Rushing	19	11
Passing	25	25
Returns	3	3

SCORE BY PERIODS	1	2	3	4	OT	TOTAL
Patriots	**74**	**104**	**85**	**178**	**3**	**444**
Opponents	**70**	**74**	**95**	**96**	**3**	**338**

SCORING	TD	Ru	Pa	Rt	PAT	FG	S	TP
Gostkowski	0	0	0	0	44/44	38/41	0	158
Blount	7	7	0	0	0/0	0/0	0	42
Ridley	7	7	0	0	0/0	0/0	0	42
Edelman	6	0	6	0	0/0	0/0	0	40
Dobson	4	0	4	0	0/0	0/0	0	24
Gronkowski	4	0	4	0	0/0	0/0	0	24
Thompkins	4	0	4	0	0/0	0/0	0	24
Vereen	4	1	3	0	0/0	0/0	0	24
Bolden	3	3	0	0	0/0	0/0	0	18
Amendola	2	0	2	0	0/0	0/0	0	12
Develin	1	1	0	0	0/0	0/0	0	6
Hoomanawanui	1	0	1	0	0/0	0/0	0	6
Cha. Jones	1	0	0	1	0/0	0/0	0	6
Mulligan	1	0	1	0	0/0	0/0	0	6
Ryan	1	0	0	1	0/0	0/0	0	6
Wilson	1	0	0	1	0/0	0/0	0	6
Patriots	**47**	**19**	**25**	**3**	**44/44**	**38/41**	**0**	**444**
Opponents	**39**	**11**	**25**	**3**	**38/38**	**22/27**	**0**	**338**

2-Pt. Conversions: Edelman 2, Patriots 2-3, Opponents: 0-1.

RUSHING	NO	YDS	AVG	LG	TD
Ridley	178	773	4.3	29	7
Blount	153	772	5.0	47t	7
Bolden	55	271	4.9	46	3
Vereen	44	208	4.7	21	1
Brady	32	18	0.6	11	0
Edelman	2	11	5.5	7	0
Develin	4	10	2.5	5	1
Amendola	1	1	1.0	1	0
Washington TM	1	1	1.0	1	0
Patriots	**470**	**2065**	**4.4**	**47t**	**19**
Opponents	**481**	**2145**	**4.5**	**34**	**11**

RECEIVING	NO	YDS	AVG	LG	TD
Edelman	105	1056	10.1	44	6
Amendola	54	633	11.7	57	2
Vereen	47	427	9.1	50	3
Gronkowski	39	592	15.2	50	4
Dobson	37	519	14.0	81t	4
Thompkins	32	466	14.6	49	4
Bolden	21	152	7.2	18	0
Hoomanawanui	12	136	11.3	19	1
Ridley	10	62	6.2	24	0
Boyce	9	121	13.4	30	0
Collie	6	63	10.5	19	0
Develin	4	62	15.5	31	0
Blount	2	38	19.0	32	0
Mulligan	2	16	8.0	15	1
Patriots	**380**	**4343**	**11.4**	**81t**	**25**
Opponents	**336**	**4137**	**12.3**	**80t**	**25**

INTERCEPTIONS	NO	YDS	AVG	LG	TD
Ryan	5	82	16.4	79t	1
Talib	4	12	3.0	14	0
Harmon	2	44	22.0	42	0
Wilson	1	74	74.0	74t	1
Arrington	1	5	5.0	5	0
Spikes	1	3	3.0	3	0
Cole	1	0	0.0	0	0
Dennard	1	0	0.0	0	0
McCourty	1	0	0.0	0	0
Patriots	**17**	**220**	**12.9**	**79t**	**2**
Opponents	**11**	**56**	**5.1**	**31**	**1**

PUNTING	NO	YDS	AVG	NET	TB	IN20	LG	BLK
Allen	76	3491	45.9	39.9	12	29	65	0
Brady	1	32	32.0	32.0	0	0	32	0
Patriots	**77**	**3523**	**45.8**	**39.9**	**12**	**29**	**65**	**0**
Opponents	**80**	**3559**	**44.5**	**39.2**	**2**	**28**	**64**	**0**

PUNT RETURNS	NO	FC	YDS	AVG	LG	TD
Edelman	35	23	374	10.7	43	0
Amendola	1	0	13	13.0	13	0
Patriots	**36**	**23**	**387**	**10.8**	**43**	**0**
Opponents	**29**	**14**	**221**	**7.6**	**24**	**0**

KICK RETURNS	NO	YDS	AVG	LG	TD
Blount	17	494	29.1	83	0
Boyce	9	214	23.8	41	0
McCourty	7	132	18.9	27	0
Vereen	3	66	22.0	24	0
Slater	2	10	5.0	10	0
Washington TM	1	19	19.0	19	0
Patriots	**39**	**935**	**24.0**	**83**	**0**
Opponents	**32**	**664**	**20.8**	**50**	**0**

SACKS: Cha. Jones 11.5, Ninkovich 8.0, Chr. Jones 6.0, Siliga 3.0, Kelly 2.5, Arrington 2.0, Buchanan 2.0, Carter 2.0, Fletcher 2.0, Vellano 2.0, Mayo 1.5, Ryan 1.5, Gregory 1.0, Hightower 1.0, Sopoaga 1.0, TM 1.0; Patriots 48.0, Opponents 40.0.

FIELD GOALS	1-19	20-29	30-39	40-49	50+
Gostkowski	1/1	8/8	13/13	11/13	5/6
Patriots	**1/1**	**8/8**	**13/13**	**11/13**	**5/6**
Opponents	**0/0**	**4/4**	**10/13**	**5/6**	**3/4**

Gostkowski: (48G,33G,35G) (21G,30G,43N) (53G,46G,33G) (48G,22G,49G) (42G,19G) (35G,54G,23G) (39G,44G) (34G,48G) (20G,32G) (42G,26G) (31G,31G) (55N,53G,53G) (33G,50G) (22G,48N,23G) (45G,42G) (43G,35G,29G,35G).

OPPONENTS: () (37G) (38N,30G) (23G,45G,25G) (39G,50G) (28G,39G) (37G,37G,42G) (52G,46N,39B) (30G) (43G) (27G) (43G) (43G,37G,58N) (32G) (37N) (51G,37G).

STARTERS:

OFFENSE: WR Julian Edelman (11), Danny Amendola (5), LT Nate Solder (15), Logan Mankins (1), LG Logan Mankins (15), Josh Kline (1), C Ryan Wendell (16), RG D. Connolly (15), RT Sebastian Vollmer (8), Marcus Cannon (6), Will Svitek (2), TE Michael Hoomanawanui (10), Rob Gronkowski (6), Matthew Mulligan (4), QB Tom Brady (16), WR K. Thompkins (8), Aaron Dobson (5), Josh Boyce (2), Austin Collie (1), RB LeGarrette Blount (7), Stevan Ridley (6), Brandon Bolden (2), Shane Vereen (1), 3rd WR Aaron Dobson (4), Danny Amendola (1), Josh Boyce (1), 4th WR Josh Boyce (1), FB James Develin (6).

DEFENSE: LE Rob Ninkovich (15), Joe Vellano (1), DT Vince Wilfork (4), Joe Vellano (7), Sealver Siliga (4), Chris Jones (1), DT Chris Jones (9), Tommy Kelly (5), Isaac Sopoaga (2), RE Chandler Jones (16), LB Dont'a Hightower (14), Brandon Spikes (11), Jamie Collins (8), Jerod Mayo (6), Dane Fletcher (1), LCB Aqib Talib (13), Kyle Arrington (2), Logan Ryan (1), RCB Alfonzo Dennard (9), Logan Ryan (4), Kyle Arrington (3), S Devin McCourty (15), Steve Gregory (10), Duron Harmon (3), Logan Ryan (1), Kyle Arrington (1), DB Kyle Arrington (1), Steve Gregory (1), 5th DB Kyle Arrington (5), Logan Ryan (1).

2013 Coaching Staff: Josh Boyer, Cornerbacks; Moses Cabrera, Assistant Strength and Conditioning; Ivan Fears, Running Backs; Brian Flores, Safeties; George Godsey, Tight Ends; Patrick Graham, Defensive Line; Pepper Johnson, Linebackers; Joe Judge, Special Teams Assistant; Josh McDaniels, Offensive Coordinator/Quarterbacks; Harold Nash, Head Strength and Conditioning; Scott O'Brien, Special Teams; Chad O'Shea, Wide Receivers; Matt Patricia, Defensive Coordinator; Dante Scarnecchia, Assistant Head Coach/Offensive Line; Steve Belichick, Coaching Assistant; Jerry Schuplinski, Coaching Assistant.

Pro Bowl (4): Tom Brady (9), Logan Mankins (6), ST Matthew Slater (3), Aqib Talib (1).

PASSING	ATT	CMP	YARDS	CMP%	YDS/ATT	TD	TD%	INT	INT%	LG	SK/YDS	RATING
Brady	628	380	4343	60.5	6.92	25	4.0	11	1.8	81t	40/256	87.3
Patriots	**628**	**380**	**4343**	**60.5**	**6.92**	**25**	**4.0**	**11**	**1.8**	**81t**	**40/256**	**87.3**
Opponents	**589**	**336**	**4137**	**57.0**	**7.02**	**25**	**4.2**	**17**	**2.9**	**80t**	**48/313**	**81.0**

2014 FINAL STATISTICS (12-4)

HEAD COACH: BILL BELICHICK • AFC EAST DIVISION CHAMPIONS • HOME STADIUM: GILLETTE STADIUM

Date	W/L	Score		Opp.	Att.
9/07	L	10-43	at	Miami	70,630
9/14	W	30-7	at	Minnesota	52,350
9/21	W	16-9		Oakland	68,756
9/29	L	14-41	at	Kansas City	76,613
10/05	W	43-17		Cincinnati	68,756
10/12	W	37-22	at	Buffalo	70,185
10/16	W	27-25		N.Y. Jets	68,756
10/26	W	51-23		Chicago	68,756
11/02	W	43-21		Denver	68,756
11/09				BYE WEEK	
11/16	W	42-20	at	Indianapolis	66,751
11/23	W	34-9		Detroit	68,756
11/30	L	21-26	at	Green Bay	78,431
12/07	W	23-14	at	San Diego	68,815
12/14	W	41-13		Miami	68,756
12/21	W	17-16	at	N.Y. Jets	78,160
12/28	L	9-17		Buffalo	68,756
AFC PLAYOFFS					
1/10	W	35-31		Baltimore	68,756
1/18	W	45-7		Indianapolis	68.756
SUPER BOWL XLIX (at Glendale, Ariz.)					
2/01	W	28-24		Seattle	70,288

TEAM STATISTICS	PATS	OPP
TOTAL FIRST DOWNS	**361**	**329**
Rushing	96	88
Passing	228	196
Penalty	37	45
3rd Down: Made/Att	98/221	84/209
3rd Down Pct.	44.3	40.2
4th Down: Made/Att	7/13	8/23
4th Down Pct.	53.8	34.8
POSSESSION AVG.	**29:37**	**30:23**
TOTAL NET YARDS	**5848**	**5506**
Avg. Per Game	365.5	344.1
Total Plays	1073	1033
Avg. Per Play	5.5	5.3
NET YARDS RUSHING	**1727**	**1669**
Avg. Per Game	107.9	104.3
Total Rushes	438	419
NET YARDS PASSING	**4121**	**3837**
Avg. Per Game	257.6	239.8
Sacked/Yards Lost	26/170	40/282
Gross Yards	4291	4119
Attempts/Completions	609/392	574/342
Completion Pct.	64.4	59.6
Had Intercepted	9	16
PUNTS/AVERAGE	**67/45.7**	**65/43.8**
NET PUNTING AVG.	**67/39.9**	**65/46.6**
PENALTIES/YARDS	**120/1080**	**92/752**
FUMBLES/BALL LOST	**13/4**	**19/9**
TOUCHDOWNS	**52**	**32**
Rushing	13	6
Passing	34	24
Returns	5	2

SCORE BY PERIODS	1	2	3	4	OT	TOTAL
Patriots	**78**	**183**	**101**	**106**	**0**	**468**
Opponents	**66**	**100**	**85**	**62**	**0**	**313**

SCORING	TD	Ru	Pa	Rt	PAT	FG	S	TP
Gostkowski	0	0	0	0	51/51	35/37	0	156
Gronkowski	12	0	12	0	0/0	0/0	0	72
LaFell	7	0	7	0	0/0	0/0	0	42
Wright	6	0	6	0	0/0	0/0	0	36
Edelman	5	0	4	1	0/0	0/0	0	30
Gray	5	5	0	0	0/0	0/0	0	30
Vereen	5	2	3	0	0/0	0/0	0	30
Blount TM	3	3	0	0	0/0	0/0	0	18
Arrington	2	0	0	2	0/0	0/0	0	12
Ridley	2	2	0	0	0/0	0/0	0	22
Amendola	1	0	1	0	0/0	0/0	0	6
Bolden	1	1	0	0	0/0	0/0	0	6
Cha. Jones	1	0	0	1	0/0	0/0	0	6
Ninkovich	1	0	0	1	0/0	0/0	0	6
Tyms	1	0	1	0	0/0	0/0	0	6
Patriots	**52**	**13**	**34**	**5**	**51/51**	**35/37**	**0**	**468**
Opponents	**32**	**6**	**24**	**2**	**28/28**	**29/37**	**0**	**313**

2-Pt. Conversions: Patriots:0-1, Opponents: 3-4.

RUSHING	NO	YDS	AVG	LG	TD
Gray	89	412	4.6	20	5
Vereen	96	391	4.1	19	2
Ridley	94	340	3.6	43	2
Blount TM	60	281	4.7	34	3
Edelman	10	94	9.4	25	0
Bolden	28	89	3.2	17	1
Brady	36	57	1.6	17	0
J. White	9	38	4.2	11	0
LaFell	2	13	6.5	9	0
Garoppolo	10	9	0.9	9	0
Develin	3	5	1.7	5	0
Wright	1	-2	-2.0	-2	0
Patriots	**438**	**1727**	**3.9**	**43**	**13**
Opponents	**419**	**1669**	**4.0**	**48**	**6**

RECEIVING	NO	YDS	AVG	LG	TD
Edelman	92	972	10.6	69t	4
Gronkowski	82	1124	13.7	46t	12
LaFell	74	953	12.9	56t	7
Vereen	52	447	8.6	49t	3
Amendola	27	200	7.4	21	1
Wright	26	259	10.0	30	6
Blount TM	4	18	4.5	11	0
Thompkins TM	6	53	8.8	16	0
Develin	6	43	7.2	13	0
Tyms	5	82	16.4	43t	1
J. White	5	23	4.6	11	0
Ridley	4	20	5.0	7	0
Hoomanawanui	3	44	14.7	23	0
Dobson	3	38	12.7	16	0
Bolden	2	8	4.0	4	0
Gray	1	7	7.0	7	0
Patriots	**392**	**4291**	**10.9**	**69t**	**34**
Opponents	**342**	**4119**	**12.0**	**50**	**24**

INTERCEPTIONS	NO	YDS	AVG	LG	TD
McCourty	2	70	35.0	60	0
Collins	2	0	0.0	0	0
Revis	2	0	0.0	0	0
Ryan	2	0	0.0	0	0
Harmon	1	60	60.0	60	0
Browner	1	32	32.0	30	0
Ninkovich	1	11	11.0	11	0
Chung	1	10	10.0	10	0
Wilfork	1	1	1.0	1	0
Ayers TM	1	0	0.0	0	0
Dennard	1	0	0.0	0	0
Easley	1	0	0.0	0	0
Patriots	**16**	**184**	**11.5**	**60**	**2**
Opponents	**9**	**89**	**9.9**	**39t**	**1**

PUNTING	NO	YDS	AVG	NET	TB	IN20	LG	BLK
Allen	66	3060	46.4	39.9	6	25	67	1
Patriots	**67**	**3060**	**45.7**	**39.9**	**6**	**25**	**67**	**1**
Opponents	**65**	**2847**	**43.8**	**36.6**	**2**	**18**	**61**	**1**

PUNT RETURNS	NO	FC	YDS	AVG	LG	TD
Edelman	25	6	299	12.0	84t	1
Amendola	16	5	132	8.3	39	0
Patriots	**41**	**11**	**431**	**10.5**	**84t**	**1**
Opponents	**29**	**15**	**267**	**9.2**	**47**	**0**

KICK RETURNS	NO	YDS	AVG	LG	TD
Amendola	20	482	24.1	81	0
Chung	7	140	20.0	30	0
Slater	2	44	22.0	26	0
LaFell	1	0	0.0	0	0
McCourty	1	27	27.0	27	0
Patriots	**31**	**693**	**22.4**	**81**	**0**
Opponents	**45**	**955**	**21.2**	**62**	**0**

SACKS: Ninkovich 8.0, Hightower 6.0, Cha. Jones 6.0, Ayers TM 4.0, Collins 4.0, Chr. Jones 3.0, Siliga 2.5, Arrington 1.0, Easley 1.0, Mayo 1.0, Skinner 1.0, Vellano 1.0, Walker TM 1.0, Moore 0.5; Patriots 40.0, Opponents 26.0.

FIELD GOALS	1-19	20-29	30-39	40-49	50+
Gostkowski	1/1	11/11	10/11	12/13	1/1
Patriots	**1/1**	**11/11**	**10/11**	**12/13**	**1/1**
Opponents	**0/0**	**12/12**	**8/8**	**7/11**	**2/6**

Gostkowski: (47G,45G) (48G,47G,27G) (21G, 20G, 36G) () (48G,19G,23G,47G,35G) (36N,42G,53G,40G) (39G,36G) (23G,27G,39G) (49G,29G,45G) () (35G,43G) (47N) (22G,22G,38G) (35G,36G) (24G) (24G,44G,35G).

OPPONENTS: (38G,24G,22G,27G) (48B) (49G,37G,47G) (22G,31G) (52N,23G) () (22G,47G,46G,27G,58B) () (41N) (31G,53G) (48G,20G,53N,49G) (32G,35G,33G,40N,28G) () (41B,24G,53G) (26G,23G,37G,52B) (48G).

STARTERS:

OFFENSE: WR Brandon LaFell (13), Aaron Dobson (1), Kenbrell Thompkins (1), Brian Tyms (1); LT Nate Solder 16; LG Dan Connolly (10), Marcus Cannon (3), Josh Kline (2), Jordan Devey (1); C Bryan Stork (11), Dan Connolly (3), Ryan Wendell (2); RG Ryan Wendell (10), Jordan Devey (3), Josh Kline (2), Cameron Fleming (1); RT Sebastian Vollmer (15), Marcus Cannon (1); TE Rob Gronkowski (10), Michael Hoomanawanui (6); WR Julian Edelman (13), Danny Amendola (2), Tim Wright (1); QB Tom Brady (16); RB Shane Vereen (6), Stevan Ridley (5), Jonas Gray (3), LeGarrette Blount (1), Brandon Bolden (1); 2nd TE Michael Hoomanawanui (6), Cameron Fleming (1), Tim Wright (1); FB James Develin (3); 2nd RB Brandon Bolden (1); 3rd WR Danny Amendola (2), Brian Tyms (1), Tim Wright (1).

DEFENSE: LE Rob Ninkovich (16); DT Vince Wilfork (16); DT Chris Jones (7), Sealver Siliga (3), Alan Branch (1), Joe Vellano (1); 3rd DT Alan Branch (1), Chris Jones (1), Sealver Siliga (1), Casey Walker (1); RE Chandler Jones (8); Chris Jones (4), Dominique Easley (2), Zach Moore (1), Sealver Siliga (1); LB Jamie Collins (15); LB Dont'a Hightower (12); LB Jerod Mayo (6); LB Jonathan Casillas (3); LB Deontae Skinner (1); DB Kyle Arrington (3), Logan Ryan (2), Brandon Browner (1), Malcolm Butler (1), Alfonzo Dennard (1); LCB Darrelle Revis (15), Brandon Browner (1); RCB Brandon Browner (7), Logan Ryan (4), Alfonzo Dennard (3), Kyle Arrington (1), Darrelle Revis (1); S Devin McCourty (16), Patrick Chung (15).

2014: Coaching Staff: Josh Boyer, Cornerbacks; Moses Cabrera, Assistant Strength and Conditioning; Brian Daboll, Tight Ends; Brendan Daly, Defensive Assistant; Dave DeGuglielmo, Offensive Line, Ivan Fears, Running Backs; Brian Flores, Safeties; Patrick Graham, Linebackers; Joe Judge, Special Teams Assistant; Josh McDaniels, Offensive Coordinator/Quarterbacks; Harold Nash, Head Strength and Conditioning; Scott O'Brien, Special Teams; Chad O'Shea, Wide Receivers; Matt Patricia, Defensive Coordinator; Steve Belichick, Coaching Assistant; Jerry Schuplinski, Coaching Assistant.

Pro Bowl (7): QB Tom Brady (10), WR Julian Edelman (1), K Stephen Gostkowski (3),TE Rob Gronkowski (3), S Devin McCourty (2), CB Darrelle Revis (6), ST Matthew Slater (4).

PASSING	ATT	CMP	YARDS	CMP%	YDS/ATT	TD	TD%	INT	INT%	LG	SK/YDS	RATING
Brady	582	373	4109	64.1	7.06	33	5.7	9	1.5	69t	21/134	97.4
Garoppolo	27	19	182	70.4	6.74	1	3.7	0	0.0	37	5/36	101.2
Patriots	**609**	**392**	**4291**	**64.4**	**7.05**	**34**	**5.6**	**9**	**1.5**	**69t**	**26/170**	**97.5**
Opponents	**574**	**342**	**4119**	**59.6**	**7.18**	**24**	**4.2**	**16**	**2.8**	**50**	**40/282**	**84.0**

2015 FINAL STATISTICS (12-4)

HEAD COACH: BILL BELICHICK • AFC EAST DIVISION CHAMPIONS • HOME STADIUM: GILLETTE STADIUM

Date	W/L	Score		Opp.	Att.
9/10	W	28-21		Pittsburgh	66,829
9/20	W	40-32	at	Buffalo	70,858
9/27	W	51-17		Jacksonville	66,829
10/04				BYE WEEK	
10/11	W	30-6	at	Dallas	93,054
10/18	W	34-27	at	Indianapolis	66,726
10/25	W	30-23		N.Y. Jets	66,829
10/29	W	36-7		Miami	66,829
11/08	W	27-10		Washington	66,829
11/15	W	27-26	at	N.Y. Giants	81,061
11/23	W	20-13		Buffalo	66,829
11/29	L	24-30	at	Denver OT	76,970
12/06	L	28-35		Philadelphia	66,829
12/13	W	27-6	at	Houston	71,908
12/20	W	33-16		Tennessee	66,829
12/27	L	20-26	at	N.Y. Jets OT	78,160
1/03	L	10-20	at	Miami	62,918
AFC PLAYOFFS					
1/16	W	27-20		Kansas City	66,829
1/24	L	18-20	at	Denver	77,112

TEAM STATISTICS	PATS	OPP
TOTAL FIRST DOWNS	**347**	**303**
Rushing	87	77
Passing	229	204
Penalty	31	22
3rd Down: Made/Att	88/215	84/225
3rd Down Pct.	40.9	37.3
4th Down: Made/Att	9/15	8/18
4th Down Pct.	60.0	44.4
POSSESSION AVG.	**30:08**	**29:52**
TOTAL NET YARDS	**5991**	**5431**
Avg. Per Game	374.4	339.4
Total Plays	1050	1042
Avg. Per Play	5.7	5.2
NET YARDS RUSHING	**1404**	**1580**
Avg. Per Game	87.8	98.8
Total Rushes	383	397
NET YARDS PASSING	**4587**	**3851**
Avg. Per Game	286.7	240.7
Sacked/Yards Lost	38/225	49/358
Gross Yards	4812	4209
Attempts/Completions	629/404	596/361
Completion Pct.	64.2	60.6
Had Intercepted	7	12
PUNTS/AVERAGE	**74/45.4**	**86/47.0**
NET PUNTING AVG.	**74/39.9**	**86/39.9**
PENALTIES/YARDS	**96/859**	**112/1013**
FUMBLES/BALL LOST	**14/7**	**28/9**
TOUCHDOWNS	**52**	**36**
Rushing	14	8
Passing	36	24
Returns	2	4

SCORE BY PERIODS	1	2	3	4	OT	TOTAL
Patriots	**89**	**146**	**100**	**130**	**0**	**465**
Opponents	**36**	**90**	**73**	**104**	**12**	**315**

SCORING	TD	Ru	Pa	Rt	PAT	FG	S	TP
Gostkowski	0	0	0	0	52/52	33/36	0	151
Gronkowski	11	0	11	0	0/0	0/0	0	66
Blount	7	6	1	0	0/0	0/0	0	42
Edelman	7	0	7	0	0/0	0/0	0	42
White	6	2	4	0	0/0	0/0	0	36
Chandler	4	0	4	0	0/0	0/0	0	24
Lewis	4	2	2	0	0/0	0/0	0	24
Amendola	3	0	3	0	0/0	0/0	0	18
Brady	3	3	0	0	0/0	0/0	0	18
Bolden	2	0	2	0	0/0	0/0	0	12
K. Martin	2	0	2	0	0/0	0/0	0	12
Collins	1	0	0	1	0/0	0/0	0	6
Hicks	1	0	0	1	0/0	0/0	0	6
S. Jackson	1	1	0	0	0/0	0/0	0	6
Patriots	**52**	**15**	**36**	**2**	**52/52**	**33/36**	**1**	**465**
Opponents	**36**	**8**	**24**	**4**	**28/31**	**23/29**	**0**	**315**

2-Pt. Conversions: Patriots 0-0, Opponents: 1-3.

RUSHING	NO	YDS	AVG	LG	TD
Blount	165	703	4.3	38t	6
Lewis	49	234	4.8	13	2
Bolden	63	207	3.3	14	0
White	22	56	2.5	8	2
Brady	34	53	1.6	13	3
Iosefa	15	51	3.4	15	0
S. Jackson	21	50	2.4	7	1
Edelman	3	23	7.7	12	0
Amendola	2	11	5.5	8	0
LaFell	2	9	4.5	9	0
D. Johnson	1	6	6.0	6	0
K. Martin	1	6	6.0	6	0
Garoppolo	5	-5	-1.0	-1	0
Patriots	**383**	**1404**	**3.7**	**38t**	**14**
Opponents	**397**	**1580**	**4.0**	**48t**	**8**

RECEIVING	NO	YDS	AVG	LG	TD
Gronkowski	72	1176	16.3	76t	11
Amendola	65	648	10.0	41	3
Edelman	61	692	11.3	59t	7
White	40	410	10.3	68	4
LaFell	37	515	13.9	54	0
Lewis	36	388	10.8	40	2
K. Martin	24	269	11.2	39	2
Chandler	23	259	11.3	30	4
Bolden	19	180	9.5	63t	2
Dobson	13	141	10.8	24	0
Blount	6	43	7.2	14	1
M. Williams	3	26	8.7	15	0
Brady	1	36	36.0	36	0
S. Jackson	1	20	20.0	20	0
Harper	1	6	6.0	6	0
Cadet	1	2	2.0	2	0
Cleveland	1	1	1.0	1	0
Patriots	**404**	**4812**	**11.9**	**76t**	**36**
Opponents	**361**	**4209**	**11.7**	**87t**	**24**

INTERCEPTIONS	NO	YDS	AVG	LG	TD
Ryan	4	39	9.8	25	0
Harmon	3	50	16.7	30	0
Butler	2	9	4.5	9	0
Collins	1	51	51.0	51	0
McCourty	1	27	27.0	27	0
Cha. Jones	1	0	0.0	0	0
Patriots	**12**	**176**	**14.7**	**51**	**0**
Opponents	**7**	**181**	**25.9**	**99t**	**2**

PUNTING	NO	YDS	AVG	NET	TB	IN20	LG	BLK
Allen	73	3358	46.0	39.9	3	31	67	1
Patriots	**74**	**3358**	**46.0**	**39.9**	**3**	**31**	**67**	**1**
Opponents	**86**	**4043**	**47.0**	**39.9**	**7**	**20**	**70**	**0**

PUNT RETURNS	NO	FC	YDS	AVG	LG	TD
Amendola	23	12	276	12.0	82	0
Edelman	10	1	81	8.1	19	0
K. Martin	8	3	92	11.5	21	0
Harper	3	2	17	5.7	10	0
D. Johnson	2	0	3	1.5	3	0
Chung	1	0	4	4.0	4	0
Patriots	**47**	**18**	**473**	**10.1**	**82**	**0**
Opponents	**39**	**14**	**347**	**8.9**	**83t**	**1**

KICK RETURNS	NO	YDS	AVG	LG	TD
K. Martin	10	257	25.7	75	0
Amendola	8	172	21.5	29	0
M. Williams	3	18	6.0	10	0
McCourty	2	0	0.0	0	0
Chung	1	17	17.0	17	0
Gronkowski	1	5	5.0	5	0
Patriots	**25**	**469**	**18.8**	**75**	**0**
Opponents	**29**	**526**	**18.1**	**50**	**0**

SACKS: Cha. Jones 12.5, Sheard 8.0, Ninkovich 6.5, Collins 5.5, Hightower 3.5, M. Brown 3.0, Hicks 3.0, Easley 2.0, Branch 1.0, Freeny 1.0, Grissom 1.0, Mayo 1.0, McCourty 1.0; Patriots 49.0, Opponents 38.0.

FIELD GOALS	1-19	20-29	30-39	40-49	50+
Gostkowski	0/0	6/6	11/11	12/14	4/5
Patriots	**0/0**	**6/6**	**11/11**	**12/14**	**4/5**
Opponents	**1/1**	**6/6**	**7/7**	**5/10**	**4/5**

Gostkowski: () (46G,21G,50G,25G) (46G,20G,46G) (49G,57G,34G) (40G,35G) (38G,46G,24G) (52G,36G) (21G,21G) (31G,54G) (35G,54N,35G) (47G) () (43G,49G) (43G,48N,38G,42G,32G) (35G,44G) (34G,46N).

OPPONENTS: (44N,46N,44G,24G) () (40G) (51G,23G) () (20G,30G,55G) (63N) (23G) (37G,38G,53G,29G) (52G,48N,33G) (47N,21G) () (37G,45G) (49G) (30G,49G) (38G,46N,19G).

STARTERS:

OFFENSE: WR Julian Edelman (9), Keshawn Martin (6) Aaron Dobson (1); LT Sebastian Vollmer (8), Nate Solder (4), Marcus Cannon (2), Cameron Fleming 2); LG Shaq Mason (10), Josh Kline (6); C David Andrews (11), Bryan Stork (5); RG Tre' Jackson (9), Josh Kline (7); RT Marcus Cannon (6), Sebastian Vollmer (5) Cameron Fleming (4), Bryan Stork (1); TE Rob Gronkowski (15), Michael Williams (1); WR Danny Amendola (7), Brandon LaFell (6), Keshawn Martin (2); QB Tom Brady (16), RB LeGarrette Blount (6), Dion Lewis (6), Brandon Bolden (2), Steven Jackson (1), James White (1), 2nd TE Michael Williams (7), Scott Chandler (4), Asante Cleveland (1), Cameron Fleming (1); 3rd WR Aaron Dobson (2), Brandon LaFell (1); 3rd TE Michael Williams (1).

DEFENSE: LE Rob Ninkovich (16); DT Alan Branch (15), Dominique Easley (1); DT Malcom Brown (12), Sealver Siliga (4); RE Chandler Jones 15, Jabaal Sheard 1; LB Jamie Collins (12), Dont'a Hightower (12), Jerod Mayo (8), Jonathan Freeny (7), Jonathan Bostic (1); DB Duron Harmon (3), Leonard Johnson (3), Justin Coleman (2), Jordan Richards (1); LCB Malcolm Butler (16); RCB Logan Ryan (14), Tarell Brown (2); S Devin McCourty (14), Patrick Chung (14), Duron Harmon (2), Jordan Richards (1).

2015 Coaching Staff: Josh Boyer, Cornerbacks; Moses Cabrera, Assistant Strength and Conditioning; Brian Daboll, Tight Ends; Brendan Daly, Defensive Line; Dave DeGuglielmo, Offensive Line, Ivan Fears, Running Backs; Brian Flores, Safeties; Patrick Graham, Linebackers; Joe Judge, Special Teams; Josh McDaniels, Offensive Coordinator/Quarterbacks; Harold Nash, Head Strength and Conditioning; Chad O'Shea, Wide Receivers; Matt Patricia, Defensive Coordinator; Ray Ventrone, Asst. Special Teams.

Pro Bowl (7): Tom Brady (11), Malcolm Butler (1), Jamie Collins (1), Stephen Gostkowski (4), Rob Gronkowski (4), Chandler Jones (1), ST Matthew Slater (5).

PASSING	ATT	CMP	YARDS	CMP%	YDS/ATT	TD	TD%	INT	INT%	LG	SK/YDS	RATING
Brady	624	402	4770	64.4	7.64	36	5.8	7	1.1	76t	38/225	102.2
Garoppolo	4	1	6	25.0	1.50	0	0.0	0	0.0	6	0/0	39.6
Amendola	1	1	36	100.0	36.00	0	0.0	0	0.0	36	0/0	118.8
Patriots	**629**	**404**	**4812**	**64.2**	**7.65**	**36**	**5.7**	**7**	**1.1**	**76t**	**38/225**	**101.9**
Opponents	**596**	**361**	**4209**	**60.6**	**7.06**	**24**	**4.0**	**12**	**2.0**	**87t**	**49/359**	**87.0**

2016 FINAL STATISTICS (14-2)

HEAD COACH: BILL BELICHICK • AFC EAST DIVISION CHAMPIONS • HOME STADIUM: GILLETTE STADIUM

Date	W/L	Score		Opp.	Att.
9/11	W	23-21	at	Arizona	64,864
9/18	W	31-24		Miami	66,829
9/22	W	27-0		Houston	66,829
10/02	L	0-16		Buffalo	66,829
10/09	W	33-13	at	Cleveland	67,431
10/16	W	35-17		Cincinnati	66,829
10/23	W	27-16	at	Pittsburgh	66,009
10/30	W	41-25	at	Buffalo	70,442
11/06				BYE WEEK	
11/13	L	24-31		Seattle	66,829
11/20	W	30-17	at	San Francisco	70,178
11/27	W	22-17	at	N.Y. Jets	78,160
12/04	W	26-10		Los Angeles	66,829
12/12	W	30-23		Baltimore	66,829
12/18	W	16-3	at	Denver	76,893
12/24	W	41-3		N.Y. Jets	66,829
01/01	W	35-14	at	Miami	66,163
AFC PLAYOFFS					
01/14	W	34-16		Houston	66,829
01/22	W	36-17		Pittsburgh	66,829
SUPER BOWL LI (at Houston, Texas)					
2/05	W	34-28		Atlanta OT	70,807

TEAM STATISTICS	PATS	OPP
TOTAL FIRST DOWNS	**351**	**294**
Rushing	109	81
Passing	203	190
Penalty	39	23
3rd Down: Made/Att	104/227	76/206
3rd Down Pct.	45.8	36.9
4th Down: Made/Att	8/12	7/18
4th Down Pct.	66.7	38.9
POSSESSION AVG.	**31:13**	**28:47**
TOTAL NET YARDS	**6180**	**5223**
Avg. Per Game	386.3	326.4
Total Plays	1056	998
Avg. Per Play	5.9	5.2
NET YARDS RUSHING	**1872**	**1417**
Avg. Per Game	117.0	88.6
Total Rushes	482	368
NET YARDS PASSING	**4308**	**3806**
Avg. Per Game	269.3	237.9
Sacked/Yards Lost	24/148	34/227
Gross Yards	4456	4033
Attempts/Completions	550/368	596/368
Completion Pct.	66.9	61.7
Had Intercepted	2	13
PUNTS/AVERAGE	**72/44.7**	**80/45.5**
NET PUNTING AVG.	**72/41.4**	**80/41.1**
PENALTIES/YARDS	**93/819**	**113/930**
FUMBLES/BALL LOST	**27/9**	**26/10**
TOUCHDOWNS	**51**	**27**
Rushing	19	6
Passing	32	21
Returns	0	0

SCORE BY PERIODS	1	2	3	4	OT	TOTAL
Patriots	**130**	**112**	**106**	**93**	**0**	**441**
Opponents	**32**	**77**	**61**	**80**	**0**	**250**

SCORING	TD	Ru	Pa	Rt	PAT	FG	S	TP
Gostkowski	0	0	0	0	46/49	27/32	0	127
Blount	18	18	0	0	0/0	0/0	0	108
Bennett	7	0	7	0	0/0	0/0	0	42
White	5	0	5	0	0/0	0/0	0	30
Amendola	4	0	4	0	0/0	0/0	0	24
Hogan	4	0	4	0	0/0	0/0	0	24
Mitchell	4	0	4	0	0/0	0/0	0	24
Edelman	3	0	3	0	0/0	0/0	0	20
Gronkowski	3	0	3	0	0/0	0/0	0	18
Brissett	1	1	0	0	0/0	0/0	0	6
Floyd	1	0	1	0	0/0	0/0	0	6
Lengel	1	0	1	0	0/0	0/0	0	6
Brown	0	0	0	0	0/0	0/0	1	2
Hightower	0	0	0	0	0/0	0/0	1	2
Patriots	**51**	**19**	**32**	**0**	**46/49**	**27/32**	**2**	**441**
Opponents	**27**	**6**	**21**	**0**	**23/24**	**21/29**	**0**	**250**

2-Pt. Conversions: Edelman, Team: 1-2, Opponents: 1-3.

RUSHING	NO	YDS	AVG	LG	TD
Blount	299	1161	3.9	44	18
Lewis	64	283	4.4	15	0
White	39	166	4.3	16	0
Brissett	16	83	5.2	27t	1
Brady	28	64	2.3	15	0
Edelman	12	57	4.8	9	0
Foster	7	24	3.4	7	0
Bennett	2	10	5.0	6	0
Hogan	3	9	3.0	6	0
Garoppolo	10	6	0.6	10	0
Slater	1	5	5.0	5	0
Bolden	1	4	4.0	4	0
Patriots	**482**	**1872**	**3.9**	**44**	**19**
Opponents	**368**	**1417**	**3.9**	**45**	**6**

RECEIVING	NO	YDS	AVG	LG	TD
Edelman	98	1106	11.3	77t	3
White	60	551	9.2	61	5
Bennett	55	701	12.7	58	7
Hogan	38	680	17.9	79t	4
Mitchell	32	401	12.5	56t	4
Gronkowski	25	540	21.6	53t	3
Amendola	23	243	10.6	32	4
Lewis	17	94	5.5	16	0
Blount	7	38	5.4	16	0
Floyd	4	42	10.5	14t	1
Develin	3	18	6.0	13	0
Lengel	2	22	11.0	18t	1
Bolden	2	15	7.5	13	0
Garoppolo	1	3	3.0	3	0
Foster	1	2	2.0	2	0
Patriots	**368**	**4456**	**12.1**	**79t**	**32**
Opponents	**368**	**4033**	**11.0**	**66**	**21**

INTERCEPTIONS	NO	YDS	AVG	LG	TD
Butler	4	28	7.0	21	0
Ryan	2	44	22.0	46	0
Collins	2	31	15.5	18	0
Chung	1	4	4.0	4	0
Harmon	1	0	0.0	0	0
McCourty	1	0	0.0	0	0
Rowe	1	0	0.0	0	0
Van Noy	1	0	0.0	0	0
Patriots	**13**	**107**	**8.2**	**46**	**0**
Opponents	**2**	**16**	**8.0**	**14**	**0**

PUNTING	NO	YDS	AVG	NET	TB	IN20	LG	BLK
Allen	72	3217	44.7	41.4	5	23	57	0
Patriots	**72**	**3217**	**44.7**	**41.4**	**5**	**23**	**57**	**0**
Opponents	**80**	**3639**	**45.5**	**41.1**	**2**	**27**	**76**	**0**

PUNT RETURNS	NO	FC	YDS	AVG	LG	TD
Amendola	18	7	121	6.7	30	0
Edelman	15	7	135	9.0	23	0
C. Jones	11	3	46	4.2	13	0
Chung	1	1	7	7.0	7	0
Patriots	**45**	**18**	**309**	**6.9**	**30**	**0**
Opponents	**27**	**19**	**134**	**5.0**	**18**	**0**

KICK RETURNS	NO	YDS	AVG	LG	TD
C. Jones	8	180	22.5	43	0
Amendola	5	129	25.8	73	0
Develin	3	35	11.7	15	0
Edelman	3	44	14.7	19	0
Slater	3	52	17.3	19	0
Lewis	2	35	17.5	23	0
McCourty	2	9	4.5	9	0
White	2	28	14.0	18	0
Foster	1	30	30.0	30	0
Patriots	**29**	**542**	**18.7**	**73**	**0**
Opponents	**40**	**771**	**19.3**	**35**	**0**

SACKS: Flowers 7.0, Sheard 5.0, Long 4.0, Ninkovich 4.0, Brown 3.0, Hightower 2.5, Branch 1.5, Butler 1.0, Chung 1.0, Collins 1.0, McClellin 1.0, Ryan 1.0, Valentine 1.0, Van Noy 1.0; Patriots 34.0, Opponents 24.0.

FIELD GOALS	1-19	20-29	30-39	40-49	50+
Gostkowski	0/0	9/9	7/9	9/10	2/4
Patriots	**0/0**	**9/9**	**7/9**	**9/10**	**2/4**
Opponents	**0/0**	**6/6**	**7/9**	**6/10**	**2/4**

Gostkowski: (47G,53G32G) (34G,39N) (24G,25G) (48N) (50N,31G) (46G,31G) () (51G,32G) (30G), (38G), (28G, 39N,29G,41G) (28G,48G,45G,45G) () (45G,40G,21G) (29G,22G) (40G,26G,52N).

OPPONENTS: (47N) (27G) () (34G,43G,47N,44G) ( ) (25G) (42N,32G,46G,44G,54N) (23G,49N) (27G,31G,41G, 23G) (33G) (51G,54B) (44G) (34B,50G,38G,37G) (33G) (34N,29G) ( ).

STARTERS:

OFFENSE: WR Chris Hogan (14), Malcolm Mitchell (2); LT Nate Solder (15), Cameron Fleming (1); LG Joe Thuney (16); C David Andrews (16); RG Shaq Mason (15), Ted Karras (1); RT Marcus Cannon (15), Cameron Fleming (1); TE Martellus Bennett (9), Rob Gronkowski (6); 2nd WR Julian Edelman (13), Malcolm Mitchell (2); QB Tom Brady (12), Jacoby Brissett (2), Jimmy Garoppolo (2); RB LeGarrette Blount (8), Dion Lewis (4), James White (4); 2nd TE Martellus Bennett (3), Cameron Fleming (3) FB James Develin (4); 3rd WR Danny Amendola (4), Malcolm Mitchell (2), Michael Floyd (1); 2nd RB Dion Lewis (1).

DEFENSE: LE Chris Long (7), Alan Branch (8), Trey Flowers (1); DT Alan Branch (8), Malcom Brown (5), Vincent Valentine (2), Woodrow Hamilton (1); DT Malcom Brown (7), Anthony Johnson (1); RE Jabaal Sheard (8), Trey Flowers (7), Malcom Brown (1); LB Dont'a Hightower (13), Rob Ninkovich (11), Jamie Collins (6), Shea McClellin (4), Elandon Roberts (5), Jonathan Freeny (4), Kyle Van Noy (2); DB Duron Harmon (4), Eric Rowe (4), Justin Coleman (1), Cyrus Jones (1), Jonathan Jones (1); LCB Malcolm Butler (16); RCB Logan Ryan (13), Eric Rowe (3); S Patrick Chung (16), S Devin McCourty (16).

2016: Coaching Staff: Steve Belichick, Safeties; Josh Boyer, Cornerbacks; Moses Cabrera, Head Strength and Conditioning; Brian Daboll, Tight Ends; Brendan Daly, Defensive Line; Ivan Fears, Running Backs; Brian Flores, Linebackers; James Hardy, Assistant Strength and Conditioning; Joe Judge, Special Teams; Josh McDaniels, Offensive Coordinator/Quarterbacks; Chad O'Shea, Wide Receivers; Matt Patricia, Defensive Coordinator; Dante Scarnecchia, Offensive Line; Jerry Schuplinski, Assistant Quarterbacks; Ray Ventrone, Asst. Special Teams.

Pro Bowl (4): QB Tom Brady (12), LB Dont'a Hightower (1), S Devin McCourty (3), ST Matthew Slater (6).

PASSING	ATT	CMP	YARDS	CMP%	YDS/ATT	TD	TD%	INT	INT%	LG	SK/YDS	RATING
Brady	432	291	3554	67.4	8.23	28	6.5	2	0.5	79t	15/87	112.2
Garoppolo	63	43	502	68.3	7.97	4	6.3	0	0.0	37t	3/15	113.3
Brissett	55	34	400	61.8	7.27	0	0.0	0	0.0	58	6/46	83.9
Patriots	**550**	**368**	**4456**	**66.9**	**8.10**	**32**	**5.8**	**2**	**0.4**	**79t**	**24/148**	**109.5**
Opponents	**596**	**368**	**4033**	**61.7**	**6.77**	**21**	**3.5**	**13**	**2.2**	**66**	**34/227**	**84.4**

2017 FINAL STATISTICS (13-3)

HEAD COACH: BILL BELICHICK • AFC EAST DIVISION CHAMPIONS • HOME STADIUM: GILLETTE STADIUM

Date	W/L	Score		Opp.	Att.
09/07	L	27-42		Kansas City	65,878
09/17	W	36-20	at	New Orleans	73,168
09/24	W	36-33		Houston	65,878
10/01	L	30-33		Carolina	65,878
10/05	W	19-14	at	Tampa Bay	64,476
10/15	W	24-17	at	N.Y. Jets	77,562
10/22	W	23-7		Atlanta	65,878
10/29	W	21-13		L.A. Chargers	65,878
11/05				BYE WEEK	
11/12	W	41-16	at	Denver	76,820
11/19	W	33-8	at	Oakland*	77,357
11/26	W	35-17		Miami	65,878
12/03	W	23-3	at	Buffalo	68,499
12/11	L	20-27	at	Miami	65,548
12/17	W	27-24	at	Pittsburgh	68,574
12/24	W	37-16		Buffalo	65,878
12/31	W	26-6		N.Y. Jets	65,878
*Mexico City					
AFC PLAYOFFS					
01/13	W	35-14		Tennessee	65,878
01/21	W	24-20		Jacksonville	65,878
SUPER BOWL LII (at Minneapolis, Minn.)					
02/04	L	33-41		Philadelphia	67,612

TEAM STATISTICS	PATS	OPP
TOTAL FIRST DOWNS	**389**	**325**
Rushing	107	98
Passing	232	204
Penalty	50	23
3rd Down: Made/Att	82/202	82/208
3rd Down Pct.	40.6	39.4
4th Down: Made/Att	8/13	10/23
4th Down Pct.	61.5	43.5
POSSESSION AVG.	**30:37**	**29:23**
TOTAL NET YARDS	**6307**	**5856**
Avg. Per Game	394.2	366.0
Total Plays	1070	1022
Avg. Per Play	5.9	5.7
NET YARDS RUSHING	**1889**	**1836**
Avg. Per Game	118.1	114.8
Total Rushes	448	390
NET YARDS PASSING	**4418**	**4020**
Avg. Per Game	276.1	251.3
Sacked/Yards Lost	35/201	42/299
Gross Yards	4619	4319
Attempts/Completions	587/389	590/367
Completion Pct.	66.3	62.2
Had Intercepted	8	12
PUNTS/AVERAGE	**58/43.4**	**67/44.9**
NET PUNTING AVG.	**58/40.5**	**67/39.8**
PENALTIES/YARDS	**95/835**	**111/1035**
FUMBLES/BALL LOST	**13/4**	**19/6**
TOUCHDOWNS	**49**	**33**
Rushing	16	6
Passing	32	24
Returns	1	3

SCORE BY PERIODS	1	2	3	4	OT	TOTAL
Patriots	**92**	**179**	**96**	**91**	**0**	**458**
Opponents	**62**	**98**	**51**	**85**	**0**	**296**

SCORING	TD	Ru	Pa	Rt	PAT	FG	S	TP
Gostkowski	0	0	0	0	45/47	37/40	0	156
D. Lewis	10	6	3	1	0/0	0/0	0	60
Gronkowski	8	0	8	0	0/0	0/0	0	50
Burkhead	8	5	3	0	0/0	0/0	0	48
Cooks	7	0	7	0	0/0	0/0	0	44
Gillislee	5	5	0	0	0/0	0/0	0	30
Hogan	5	0	5	0	0/0	0/0	0	30
White	3	0	3	0	0/0	0/0	0	18
Amendola	2	0	2	0	0/0	0/0	0	12
D. Allen	1	0	1	0	0/0	0/0	0	6
B. King	0	0	0	0	0/0	0/0	1	2
Lee	0	0	0	0	0/0	0/0	1	2
Patriots	**49**	**16**	**32**	**1**	**45/47**	**37/40**	**2**	**458**
Opponents	**33**	**6**	**24**	**3**	**30/31**	**22/31**	**0**	**296**

2-Pt. Conversions: Cooks, Gronkowski, TM 2-2, Opponents 1-2.

RUSHING	NO	YDS	AVG	LG	TD
D. Lewis	180	896	5.0	44	6
Gillislee	104	383	3.7	16	5
Burkhead	64	264	4.1	31	5
White	43	171	4.0	10	0
Bolden	13	67	5.2	20	0
Cooks	9	40	4.4	13	0
Brady	25	28	1.1	7	0
Hogan	3	17	5.7	13	0
Ebner	1	14	14.0	14	0
Dorsett	1	7	7.0	7	0
J. Hollister	1	5	5.0	5	0
Hoyer	4	-3	-0.8	0	0
Patriots	**448**	**1889**	**4.2**	**44**	**16**
Opponents	**390**	**1836**	**4.7**	**87t**	**6**

RECEIVING	NO	YDS	AVG	LG	TD
Gronkowski	69	1084	15.7	53t	8
Cooks	65	1082	16.6	64t	7
Amendola	61	659	10.8	27	2
White	56	429	7.7	27	3
Hogan	34	439	12.9	47t	5
D. Lewis	32	214	6.7	20	3
Burkhead	30	254	8.5	23	3
Dorsett	12	194	16.2	39	0
D. Allen	10	86	8.6	22	1
Bennett	6	53	8.8	27	0
Develin	6	38	6.3	10	0
Britt	2	23	11.5	16	0
J. Hollister	4	42	10.5	19	0
Gillislee	1	15	15.0	15	0
Bolden	1	7	7.0	7	0
Patriots	**389**	**4619**	**11.9**	**64t**	**32**
Opponents	**367**	**4319**	**11.8**	**78t**	**24**

INTERCEPTIONS	NO	YDS	AVG	LG	TD
Harmon	4	12	3.0	12	0
Gilmore	2	59	29.5	39	0
M. Butler	2	-1	-0.5	1	0
Chung	1	30	30.0	30	0
Lee	1	8	8.0	8	0
J. Jones	1	6	6.0	6	0
McCourty	1	0	0.0	0	0
Patriots	**12**	**114**	**9.5**	**39**	**0**
Opponents	**8**	**63**	**7.9**	**29**	**1**

PUNTING	NO	YDS	AVG	NET	TB	IN20	LG	BLK
Allen	58	2515	43.4	40.5	3	24	60	0
Patriots	**58**	**2515**	**43.4**	**40.5**	**3**	**24**	**60**	**0**
Opponents	**67**	**3008**	**44.9**	**39.8**	**4**	**23**	**68**	**1**

PUNT RETURNS	NO	FC	YDS	AVG	LG	TD
Amendola	27	18	231	8.6	40	0
Reedy	4	0	32	8.0	13	0
Chung	1	3	0	0.0	0	0
Patriots	**32**	**21**	**263**	**8.2**	**40**	**0**
Opponents	**23**	**14**	**105**	**4.6**	**16**	**0**

KICK RETURNS	NO	YDS	AVG	LG	TD
D. Lewis	23	570	24.8	103t	1
McCourty	2	15	7.5	12	0
Amendola	1	16	16.0	16	0
Burkhead	1	17	17.0	17	0
Chung	1	4	4.0	4	0
Patriots	**28**	**622**	**22.2**	**103t**	**1**
Opponents	**58**	**1095**	**18.9**	**34**	**0**

SACKS: T. Flowers 6.5, Van Noy 5.5, Wise 5.0, M. Flowers 3.5, Lee 3.5, Brown 2.5, A. Butler 2.0, Harrison 2.0, Hightower 2.0, Roberts 2.0, Harris 1.5, M. Butler 1.0, Guy 1.0, J. Jones 1.0, Marsh 1.0, McCourty 1.0, (group) 1.0; Patriots 42.0, Opponents 35.0.

FIELD GOALS	1-19	20-29	30-39	40-49	50+
Gostkowski	0/0	16/16	9/9	8/11	4/4
Patriots	**0/0**	**16/16**	**9/9**	**8/11**	**4/4**
Opponents	**0/0**	**3/3**	**11/14**	**7/10**	**1/4**

Gostkowski: (25G,32G) (28G,24G,27G) () (41G,35G,58G) (27G,23G,45G,48G) (47N,28G) (29G,21G,38G) (25G,36G,43N,43G,43N,26G) (25G,28G) (62G,51G,40G,29G) () (50G,31G,39G) (46G,33G) (32G,46G) (21G,40G,34G) (21G).

OPPONENTS: () (46G,35G,49N) (39G,40G,31G,36G) (32G,48G) (56N,49N,31N) (28G) (37B,36N) (51B) (39G,33G,36G) () (28G) (49G) (30G,44G) (51G) (41G,23G,30G,50N) (48G,40N,35G).

STARTERS:

OFFENSE: WR Brandin Cooks (15), Chris Hogan (1); LT Nate Solder (15), Cam Fleming (1); LG Joe Thuney (16); C David Andrews (14), Ted Karras (2); RG Shaq Mason (16); RT Marcus Cannon (7), Cam Fleming (5), LaAdrian Waddle (4); TE Rob Gronkowski (14), Dwayne Allen (2); 2nd WR Chris Hogan (6), Danny Amendola (6), Phillip Dorsett (2); QB Tom Brady (16); RB Dion Lewis (8) James White (4), Rex Burkhead (2), Mike Gillislee (2); 2nd TE Dwayne Allen (6), Jacob Hollister (1), Nate Solder (1); 3rd WR Danny Amendola (2); FB James Develin (7); 2nd RB Rex Burkhead (1).

DEFENSE: LE Lawrence Guy (10), Trey Flowers (3), Eric Lee (3); DT Alan Branch (5), Lawrence Guy (5), Adam Butler (3), Deatrich Wise Jr. (2), Ricky Jean Francois (1); DT Malcom Brown (12), Trey Flowers (2), Alan Branch (1), Adam Butler (1); RE Trey Flowers (9), Adam Butler (2), Dont'a Hightower (1), Deatrich Wise Jr. (1); LB Elandon Roberts (14), Kyle Van Noy (12), Dont'a Hightower (4), David Harris (6), Marquis Flowers (2), Eric Lee (2), Cassius Marsh (1), Trevor Reilly (1); DB Jonathan Jones (4), Duron Harmon (2), Eric Rowe (2), Jordan Richards (1); LCB Malcolm Butler (15), Eric Rowe (1); RCB Stephon Gilmore (13), Johnson Bademosi (3); S Devin McCourty (16), Patrick Chung (11), Jordan Richards (4), Duron Harmon (1).

2017 Coaching Staff: Steve Belichick, Safeties; Josh Boyer, Cornerbacks; Moses Cabrera, Head Strength and Conditioning; Nick Caley, Tight Ends; Brendan Daly, Defensive Line; Ivan Fears, Running Backs; Brian Flores, Linebackers; James Hardy, Assistant Strength and Conditioning; Joe Judge, Special Teams; Josh McDaniels, Offensive Coordinator/Quarterbacks; Chad O'Shea, Wide Receivers; Matt Patricia, Defensive Coordinator; Dante Scarnecchia, Offensive Line; Jerry Schuplinski, Assistant Quarterbacks; Ray Ventrone, Assistant Special Teams.

Pro Bowl (6): QB Tom Brady (13), FB James Develin (1), TE Rob Gronkowski (5), S Devin McCourty (4), ST Matthew Slater (7),T Nate Solder (1).

PASSING	ATT	CMP	YARDS	CMP%	YDS/ATT	TD	TD%	INT	INT%	LG	SK/YDS	RATING
Brady	581	385	4577	66.3	7.88	32	5.5	8	1.4	64t	35/201	102.8
Hoyer	6	4	42	66.7	7.00	0	0.0	0	0.0	27	0/0	86.8
Patriots	**587**	**389**	**4619**	**66.3**	**7.87**	**32**	**5.5**	**8**	**1.4**	**64t**	**35/201**	**102.6**
Opponents	**590**	**367**	**4319**	**62.2**	**7.32**	**24**	**4.1**	**12**	**2.0**	**78t**	**42/299**	**89.5**

2018 FINAL STATISTICS (11-5)

HEAD COACH: BILL BELICHICK • AFC EAST DIVISION CHAMPIONS • HOME STADIUM: GILLETTE STADIUM

Date	W/L	Score		Opp.	Att.
09/09	W	27-20		Houston	65,878
09/16	L	20-31	at	Jacksonville	68,527
09/23	L	10-26	at	Detroit	61,769
09/30	W	38-7		Miami	65,878
10/04	W	38-24		Indianapolis	65,878
10/14	W	43-40		Kansas City	65,878
10/21	W	38-31	at	Chicago	62,389
10/29	W	25-6	at	Buffalo	70,109
11/04	W	31-17		Green Bay	65,878
11/11	L	10-34	at	Tennessee	69,363
11/18				BYE WEEK	
11/25	W	27-13	at	N.Y. Jets	77,982
12/02	W	24-10		Minnesota	65,878
12/09	L	33-34	at	Miami	66,087
12/16	L	10-17	at	Pittsburgh	65,280
12/23	W	24-12		Buffalo	65,878
12/30	W	38-3		N.Y. Jets	65,878
AFC PLAYOFFS					
01/13	W	41-28		L.A. Chargers	65,878
01/20	W	37-31	at	Kansas City OT	77,034
SUPER BOWL LIII (at Atlanta, Ga.)					
02/03	W	13-3		L.A. Rams	70, 081

TEAM STATISTICS	PATS	OPP
Total First Downs	**365**	**322**
Rushing	131	93
Passing	206	208
Penalty	28	21
3rd Down: Made/Att	82/201	76/197
3rd Down Pct.	40.8	38.6
4th Down: Made/Att	7/14	6/16
4th Down Pct.	50.0	37.5
Possession Avg.	**31:05**	**28:55**
Total Net Yards	**6295**	**5746**
Avg. Per Game	393.4	359.1
Total Plays	1073	1002
Avg. Per Play	5.9	5.7
Net Yards Rushing	**2037**	**1803**
Avg. Per Game	127.3	112.7
Total Rushes	478	367
Net Yards Passing	**4528**	**3943**
Avg. Per Game	266.1	246.4
Sacked/Yards Lost	21/147	30/238
Gross Yards	4405	4181
Attempts/Completions	574/378	605/370
Completion Pct.	65.9	61.2
Had Intercepted	11	18
Punts/Average	**64/45.1**	**71/40.8**
Net Punting Avg.	**64/39.5**	**71/37.2**
Penalties/Yards	**93/744**	**91/838**
Fumbles/Ball Lost	**11/7**	**20/10**
Touchdowns	**51**	**36**
Rushing	18	7
Passing	29	29
Returns	4	0

SCORE BY PERIODS	1	2	3	4	OT	TOTAL
Patriots	**88**	**157**	**74**	**117**	**0**	**436**
Opponents	**80**	**81**	**80**	**84**	**0**	**325**

SCORING	TD	Ru	Pa	Rt	PAT	FG	S	TP
Gostkowski	0	0	0	0	49/50	27/32	0	130
White	12	5	7	0	0/0	0/0	0	72
Edelman	6	0	6	0	0/0	0/0	0	36
Michel	6	6	0	0	0/0	0/0	0	36
C. Patterson	5	1	3	1	0/0	0/0	0	30
Develin	4	4	0	0	0/0	0/0	0	24
Dorsett	3	0	3	0	0/0	0/0	0	18
Gordon	3	0	3	0	0/0	0/0	0	18
Gronkowski	3	0	3	0	0/0	0/0	0	18
Hogan	3	0	3	0	0/0	0/0	0	18
Brady	2	2	0	0	0/0	0/0	0	12
Van Noy	2	0	0	2	0/0	0/0	0	12
Burkhead	1	0	1	0	0/0	0/0	0	6
D. McCourty	1	0	0	1	0/0	0/0	0	6
Patriots	**51**	**18**	**29**	**4**	**49/50**	**27/32**	**0**	**436**
Opponents	**36**	**7**	**29**	**0**	**34/34**	**25/29**	**0**	**325**

2-Pt. Conversions: TM 0-1, Opponents 0-1.

RUSHING	NO	YDS	AVG	LG	TD
Michel	209	931	4.5	34t	6
White	94	425	4.5	27t	5
C. Patterson	42	228	5.4	27	1
Burkhead	57	186	3.3	12	0
Edelman	9	107	11.9	20	0
Barner	19	71	3.7	11	0
Brady	23	35	1.5	10	2
Dorsett	4	29	7.3	17	0
Hill	4	25	6.3	11	0
Develin	6	8	1.3	2t	4
Hoyer	11	-8	-.7	2	0
Patriots	**478**	**2037**	**4.3**	**34t**	**18**
Opponents	**367**	**1803**	**4.9**	**54t**	**7**

RECEIVING	NO	YDS	AVG	LG	TD
White	87	751	8.6	42	7
Edelman	74	850	11.5	36	6
Gronkowski	47	682	14.5	42	3
Gordon	40	720	18.0	55t	3
Hogan	35	532	15.2	63t	3
Dorsett	32	290	9.1	20	3
C. Patterson	21	247	11.8	55t	3
Burkhead	14	131	9.4	25	1
Develin	12	61	5.1	11	0
Michel	7	50	7.1	13	0
J. Hollister	4	52	13.0	23	0
D. Allen	3	27	9.0	21	0
Brady	1	6	6.0	6	0
Hill	1	6	6.0	6	0
Patriots	**378**	**4405**	**11.7**	**63t**	**29**
Opponents	**370**	**4181**	**11.3**	**75t**	**29**

INTERCEPTIONS	NO	YDS	AVG	LG	TD
Harmon	4	0	0.0	0	0
J. Jones	3	34	11.3	28	0
Jackson	3	9	3.0	9	0
Gilmore	2	0	0.0	0	0
D. McCourty	1	84	84.0	84t	1
Hightower	1	27	27.0	27	0
Chung	1	2	2.0	2	0
Bentley	1	0	0.0	0	0
J. McCourty	1	0	0.0	0	0
Van Noy	1	0	0.0	0	0
Patriots	**18**	**156**	**8.7**	**84t**	**1**
Opponents	**11**	**67**	**6.1**	**19**	**0**

PUNTING	NO	YDS	AVG	NET	TB	IN	LG	BLK
R. Allen	64	2885	45.1	39.5	5	21	66	0
Patriots	**64**	**2885**	**45.1**	**39.5**	**5**	**21**	**66**	**0**
Opponents	**71**	**2899**	**40.8**	**37.2**	**3**	**19**	**57**	**2**

PUNT RETURNS	NO	FC	YDS	AVG	LG	TD
Edelman	20	11	154	7.7	25	0
C. Jones	5	1	45	9.0	24	0
McCarron	1	3	0	0.0	0	0
Patriots	**26**	**15**	**199**	**7.7**	**25**	**0**
Opponents	**25**	**8**	**255**	**10.2**	**33**	**0**

KICK RETURNS	NO	YDS	AVG	LG	TD
C. Patterson	23	663	28.8	95t	1
Michel	4	77	19.3	26	0
Develin	1	15	15.0	15	0
Patriots	**28**	**755**	**27.9**	**95t**	**1**
Opponents	**42**	**1034**	**24.6**	**97**	**0**

SACKS: T. Flowers 7.5, Wise 4.5, Van Noy 3.5, Butler 3.0, Clayborn 2.5, Simon 2.0, J. Jones 1.5, Gilmore 1.0, Guy 1.0, Hightower 1.0, Rivers 1.0, Roberts 1.0, Chung 0.5
Patriots 30.0, Opponents 21.0

FIELD GOALS	1-19	20-29	30-39	40-49	50+
Gostkowski	0/0	11/11	10/10	4/6	2/5
Patriots	**0/0**	**11/11**	**10/10**	**4/6**	**2/5**
Opponents	**0/0**	**4/4**	**10/12**	**8/10**	**3/3**

GOSTKOWSKI: (39G,35G) (54N,29G,46G) (36G) (20G) (45G) (48G,24G,39G,50G,28G) (29G) (25G,40G,38G,50N,25G) (28G) (52G,52N) (34G,32G) (20G,48N) (42N,32G, 22G) (33G) (24G) (38G).

OPPONENTS: (42G,36G) (28G) (38G,25G,32G,30G) () (38N,54G) (42G,43G,24G,30G) (46G) (47G,51G) (29G) (33G,31G) (55G,38G) (48N,39G) () (32N,48G) (43N,35G,41G) (40G)

STARTERS:

Offense: WR Josh Gordon (11), Chris Hogan (3), Cordarrelle Patterson (1), Phillip Dorsett (1); LT Trent Brown (16); LG Joe Thuney (16); C David Andrews (16); RG Shaq Mason (14), Ted Karras (2); RT Marcus Cannon (13), LaAdrian Waddle (3); TE Rob Gronkowski (11), Dwayne Allen (5); 2nd WR Julian Edelman (12), Phillip Dorsett (1); QB Tom Brady (16); RB Sony Michel (8), Rex Burkhead (4), James White (3), Cordarrelle Patterson (1); 2nd TE Dwayne Allen (2); FB James Develin (9); 3rd WR Chris Hogan (4), Cordarrelle Patterson (3); 3rd TE Jacob Hollister (1).

Defense: LE Trey Flowers (15), Ja'Whaun Bentley (1); DT Lawrence Guy (15), Deatrich Wise Jr. (1); DT Malcom Brown (14), Danny Shelton (1), Deatrich Wise Jr. (1); RE Keionta Davis (3), Deatrich Wise Jr. (3), Adrian Clayborn (1), John Simon (1); LB Dont'a Hightower (13), Ja'Whaun Bentley (2), Elandon Roberts (1); LB Kyle Van Noy (8), Dont'a Hightower (1), Elandon Roberts (6), Dont'a Hightower (2); LB Kyle Van Noy (8), Elandon Roberts (3); LB Elandon Roberts (1), John Simon (1); DB Jonathan Jones (5), Duron Harmon (4), J.C. Jackson (3); LCB Jason McCourty (12), J.C. Jackson (2), Eric Rowe (2); RCB Stephon Gilmore (16); S Patrick Chung (14), Duron Harmon (2); S Devin McCourty (16).

2018 Coaching Staff: Cameron Achord, Assistant Special Teams; Steve Belichick, Safeties; Josh Boyer, Cornerbacks; Moses Cabrera, Head Strength and Conditioning; Nick Caley, Tight Ends; Brendan Daly, Defensive Line; Ivan Fears, Running Backs; Brian Flores, Linebackers; Joe Judge, Special Teams; Deron Mayo, Assistant Strength and Conditioning; Josh McDaniels, Offensive Coordinator/Quarterbacks; Chad O'Shea, Wide Receivers; Dante Scarnecchia, Offensive Line; Jerry Schuplinski, Assistant Quarterbacks.

Pro Bowl (2): QB Tom Brady (14), CB Stephon Gilmore (2).

PASSING	ATT	CMP	YARDS	CMP%	YDS/ATT	TD	TD%	INT	INT%	LG	SK/YDS	RATING
Brady	570	375	4355	65.8	7.64	29	5.1	11	1.9	63t	21/147	97.7
Edelman	2	2	43	100.0	21.50	0	0.0	0	0.0	37	0/0	118.8
Hoyer	2	1	7	50.0	3.50	0	0.0	0	0.0	7	0/0	58.3
Patriots	**574**	**378**	**4405**	**65.9**	**7.67**	**29**	**5.1**	**11**	**1.9**	**63t**	**21/147**	**97.8**
Opponents	**605**	**370**	**4181**	**61.2**	**6.91**	**29**	**4.8**	**18**	**3.0**	**75t**	**30/238**	**85.4**

2019 FINAL STATISTICS (12-4)

HEAD COACH: BILL BELICHICK • AFC EAST DIVISION CHAMPIONS • HOME STADIUM: GILLETTE STADIUM

Date	W/L	Score		Opp.	Att.
09/08	W	33-3		Pittsburgh	65,878
09/15	W	43-0	at	Miami	65,513
09/22	W	30-14		N.Y. Jets	65,878
09/29	W	16-10	at	Buffalo	70,317
10/06	W	33-7	at	Washington	76,483
10/10	W	35-14		N.Y. Giants	65,878
10/21	W	33-0	at	N.Y. Jets	78,523
10/27	W	27-13		Cleveland	65,878
11/03	L	20-37	at	Baltimore	71,157
11/10				BYE WEEK	
11/17	W	17-10	at	Philadelphia	69,796
11/24	W	13-9		Dallas	65,878
12/01	L	22-28	at	Houston	72,025
12/08	L	16-23		Kansas City	65,878
12/15	W	34-13	at	Cincinnati	57,066
12/21	W	24-17		Buffalo	65,878
12/29	L	24-27		Miami	65,878
AFC PLAYOFFS					
01/04	L	13-20		Tennessee	65,878

TEAM STATISTICS	*PATS*	*OPP*
Total First Downs	**338**	**261**
Rushing	110	72
Passing	197	150
Penalty	31	39
3rd Down: Made/Att	87/227	47/195
3rd Down Pct.	38.3	24.1
4th Down: Made/Att	6/15	8/22
4th Down Pct.	40.0	36.4
Possession Avg.	**31:42**	**28:18**
Total Net Yards	**5664**	**4414**
Avg. Per Game	354.0	275.9
Total Plays	1095	948
Avg. Per Play	5.2	4.7
Net Yards Rushing	**1703**	**1528**
Avg. Per Game	106.4	95.5
Total Rushes	447	365
Net Yards Passing	**3961**	**2886**
Avg. Per Game	247.6	180.4
Sacked/Yards Lost	28/192	47/328
Gross Yards	4153	3214
Attempts/Completions	620/378	536/303
Completion Pct.	61.0	56.5
Had Intercepted	9	25
Punts/Average	**81/44.9**	**90/42.8**
Net Punting Avg.	**81/41.3**	**90/39.5**
Penalties/Yards	**94/828**	**107/920**
Fumbles/Ball Lost	**13/6**	**26/11**
Touchdowns	**49**	**25**
Rushing	17	7
Passing	25	13
Returns	7	5

SCORE BY PERIODS	*1*	*2*	*3*	*4*	*OT*	*TOTAL*
Patriots	**118**	**97**	**107**	**98**	**0**	**420**
Opponents	**46**	**82**	**51**	**46**	**0**	**225**

SCORING	*TD*	*Ru*	*Pa*	*Rt*	*PAT*	*FG*	*S*	*TP*
Folk	0	0	0	0	12/12	14/17	0	54
Michel	7	7	0	0	0/0	0/0	0	42
Edelman	6	0	6	0	0/0	0/0	0	38
White	6	1	5	0	0/0	0/0	0	38
Gostkowski	0	0	0	0	11/15	7/8	0	32
Dorsett II	5	0	5	0	0/0	0/0	0	30
Nugent	0	0	0	0	15/16	5/8	0	30
Bolden	4	3	1	0	0/0	0/0	0	24
Brady	3	3	0	0	0/0	0/0	0	18
Burkhead	3	3	0	0	0/0	0/0	0	18
Gilmore	2	0	0	2	0/0	0/0	0	12
Harry	2	0	2	0	0/0	0/0	0	12
Brown	1	0	1	0	0/0	0/0	0	6
Collins Sr.	1	0	0	1	0/0	0/0	0	6
Gordon	1	0	1	0	0/0	0/0	0	6
Hightower	1	0	0	1	0/0	0/0	0	6
Izzo	1	0	1	0	0/0	0/0	0	6
LaCosse	1	0	1	0	0/0	0/0	0	6
E. Roberts	1	0	1	0	0/0	0/0	0	6
Sanu Sr.	1	0	1	0	0/0	0/0	0	6
Slater	1	0	0	1	0/0	0/0	0	6
Van Noy	1	0	0	1	0/0	0/0	0	6
Winovich	1	0	0	1	0/0	0/0	0	6
Forbath	0	0	0	0	1/2	1/1	0	4
Patriots	**49**	**17**	**25**	**7**	**39/45**	**27/34**	**0**	**420**
Opponents	**25**	**7**	**13**	**5**	**24/25**	**17/19**	**0**	**225**

2-Pt. Conversions: Edelman, White, TM 2-4, Opponents 0-0.

RUSHING	*NO*	*YDS*	*AVG*	*LG*	*TD*
Michel	247	912	3.7	26	7
Burkhead	65	302	4.6	33t	3
White	67	263	3.9	32	1
Bolden	15	68	4.5	21	3
Harry	5	49	9.8	18	0
Brady	26	34	1.3	17	3
Edelman	8	27	3.4	9	0
Dorsett II	3	21	7.0	9	0
Harris	4	12	3.0	13	0
Sanu Sr.	1	8	8.0	8	0
Brown	1	5	5.0	5	0
Develin	2	3	1.5	2	0
Gordon	1	1	1.0	1	0
Stidham	2	-2	-1.0	-1	0
Patriots	**447**	**1703**	**3.8**	**33t**	**17**
Opponents	**365**	**1528**	**4.2**	**65t**	**7**

RECEIVING	*NO*	*YDS*	*AVG*	*LG*	*TD*
Edelman	100	1117	11.2	44	6
White	72	645	9.0	59	5
Dorsett II	29	397	13.7	58t	5
Burkhead	27	279	10.3	32	0
Meyers	26	359	13.8	32	0
Sanu Sr.	26	207	8.0	22	1
Gordon	20	287	14.4	44	1
Watson	17	173	10.2	26	0
LaCosse	13	131	10.1	24	1
Harry	12	105	8.8	18	2
Michel	12	94	7.8	19	0
Bolden	9	111	12.3	29t	1
Izzo	6	114	19.0	41	1
Brown	4	56	14.0	20t	1
Olszewski	2	34	17.0	29	0
E. Roberts	1	38	38.0	38t	1
Johnson	1	5	5.0	5	0
Tomlinson	1	1	1.0	1	0
Patriots	**378**	**4153**	**11.0**	**59**	**25**
Opponents	**303**	**3214**	**10.6**	**64t**	**13**

INTERCEPTIONS	*NO*	*YDS*	*AVG*	*LG*	*TD*
Gilmore	6	126	21.0	64t	2
D. McCourty	5	49	9.8	24	0
Jackson	5	39	7.8	19	0
Collins Sr.	3	85	28.3	69t	1
Harmon	2	27	13.5	27	0
J. McCourty	1	16	16.0	16	0
Simon	1	6	6.0	6	0
Guy	1	5	5.0	5	0
Brooks	1	0	0.0	0	0
Patriots	**25**	**353**	**14.1**	**69t**	**3**
Opponents	**9**	**211**	**23.4**	**62**	**2**

PUNTING	*NO*	*YDS*	*AVG*	*NET*	*TB*	*IN*	*LG*	*BLK*
Bailey	81	3638	44.9	41.3	6	36	65	0
Patriots	**81**	**3638**	**44.9**	**41.3**	**6**	**36**	**65**	**0**
Opponents	**90**	**3848**	**42.8**	**39.5**	**3**	**29**	**63**	**4**

PUNT RETURNS	*NO*	*FC*	*YDS*	*AVG*	*LG*	*TD*
Olszewski	20	16	179	9.0	22	0
Sanu Sr.	9	9	54	6.0	14	0
Burkhead	0	1	0	0.0	0	0
Patriots	**29**	**26**	**233**	**8.0**	**22**	**0**
Opponents	**28**	**18**	**175**	**6.3**	**17**	**0**

KICK RETURNS	*NO*	*YDS*	*AVG*	*LG*	*TD*
Bolden	23	515	22.4	38	0
White	2	41	20.5	21	0
Edelman	1	19	19.0	19	0
Patriots	**26**	**575**	**22.1**	**38**	**0**
Opponents	**29**	**607**	**20.9**	**40**	**0**

SACKS: Collins Sr. 7.0, Van Noy 6.5, Butler 6.0, Hightower 5.5, Winovich 5.5, Simon 4.0, Guy 3.0, Shelton 3.0, Bennett 2.5, Wise Jr. 2.0, Roberts 1.0, Tm 1.0
Patriots 47.0, Opponents 28.0

FIELD GOALS	*1-19*	*20-29*	*30-39*	*40-49*	*50+*
Folk	1/1	5/5	3/3	4/7	1/1
Gostkowski	0/0	3/3	3/3	1/2	0/0
Nugent	0/0	3/4	2/3	0/1	0/0
Forbath	0/0	1/1	0/0	0/0	0/0
Patriots	**1/1**	**12/13**	**8/9**	**5/10**	**1/1**
Opponents	**1/1**	**3/3**	**6/6**	**7/9**	**0/0**

GOSTKOWSKI: (25G, 41G, 35G, 39G) (48N, 28G) (37G) (23G) () () () () () () () () () ()
NUGENT: () () () () (37G, 23G) (40N) (34G) (20G, 29N, 29G, 34N) () () () () () () ()
FOLK: () () () () () () () () (22G, 19G) (35G, 39G) (44G, 46N, 48N, 42G) () (41N, 29G) (40G, 46G) (36G, 51G, 20G) (25G)
FORBATH: () () () () () () () () () (23G) () () () ()
OPPONENTS: (19G) () () (46G, 49N) () () () (38G, 47G) (39G) (42G) () (48G, 31G, 41G) (34G, 48G) (35G) (27G, 32G)

STARTERS

Offense: WR Josh Gordon (6), Phillip Dorsett II (4), Mohamed Sanu Sr. (4), N'Keal Harry (2); LT Marshall Newhouse (8), Isaiah Wynn (8); LG Joe Thuney (16); C Ted Karras (15), James Ferentz (1); RG Shaq Mason (15), James Ferentz (1); RT Marcus Cannon (15), Marshall Newhouse (1); TE Ben Watson (8), Matt LaCosse (5), Ryan Izzo (3); 2nd WR Julian Edelman (13), N'Keal Harry (1), Mohamed Sanu Sr. (1); QB Tom Brady (16); RB Sony Michel (14), Brandon Bolden (1), James White (1); 2nd TE Matt LaCosse (3), Eric Tomlinson (2), Ryan Izzo (1); Jakob Johnson (3) FB James Develin (2); 2nd RB Rex Burkhead (1), Brandon Bolden (1) 3rd WR N'Keal Harry (2), Jakobi Meyers (1), Mohamed Sanu Sr. (1).

Defense: LE Lawrence Guy (15), Shilique Calhoun (1); DT, Danny Shelton (14), Lawrence Guy (1), Deatrich Wise Jr. (1); RE John Simon (11), Adam Butler (2), Deatrich Wise Jr. (2), Michael Bennett (1); LB Kyle Van Noy (14), Elandon Roberts (1), John Simon (1); LB Dont'a Hightower (15), Ja'Whaun Bentley (1); LB Jamie Collins Sr. (15); LB Elandon Roberts (3), Ja'Whaun Bentley (1); LCB Jason McCourty (10), J.C. Jackson (6); RCB Stephon Gilmore (16), S Patrick Chung (12), Duron Harmon (2), Jonathan Jones (2); S Devin McCourty (16); DB Jonathan Jones (7), Duron Harmon (6).

2019 Coaching Staff: Cameron Achord, Assistant Special Teams; Steve Belichick, Safeties; Bret Bielema, Defensive Line; Moses Cabrera, Head Strength and Conditioning; Nick Caley, Tight Ends; DeMarcus Covington, Outside Linebackers; Ivan Fears, Running Backs; Joe Judge, Special Teams Coordinator/Wide Receivers; Mick Lombardi, Assistant Quarterbacks, Deron Mayo, Assistant Strength and Conditioning; Jerod Mayo, Inside Linebackers, Josh McDaniels, Offensive Coordinator/Quarterbacks; Mike Pellegrino, Cornerbacks; Cole Popovich, Assistant Running Backs, Dante Scarnecchia, Offensive Line.

Pro Bowl (3): CB Stephon Gilmore (3), LB Dont'a Hightower (2), ST Matthew Slater (8).

PASSING	*ATT*	*CMP*	*YARDS*	*CMP%*	*YDS/ATT*	*TD*	*TD%*	*INT*	*INT%*	*LG*	*SK/YDS*	*RATING*
Brady	613	373	4057	60.8	6.62	24	3.9	8	1.3	59	27/185	88.0
Stidham	4	2	14	50.0	3.50	0	0.0	1	25.0	11	1/7	18.8
Edelman	2	2	47	100.0	32.00	1	50.0	0	0.0	32	0/0	158.3
White	1	1	35	100.0	35.00	0	0.0	0	0.0	35	0/0	118.8
Patriots	**620**	**373**	**4153**	**61.0**	**6.70**	**25**	**4.0**	**9**	**1.5**	**59**	**28/192**	**88.2**
Opponents	**536**	**378**	**3214**	**56.5**	**6.00**	**13**	**2.4**	**25**	**4.7**	**64t**	**47/328**	**62.8**

2020 FINAL STATISTICS (7-9)

HEAD COACH: BILL BELICHICK • THIRD IN AFC EAST • HOME STADIUM: GILLETTE STADIUM

Date	W/L	Score		Opp.	Att.
09/13	W	21-11		Miami	
09/20	L	30-35	at	Seattle	
09/27	W	36-20		Las Vegas	
10/05	L	10-26	at	Kansas City	12,729
10/11				BYE WEEK	
10/18	L	12-18		Denver	
10/25	L	6-33		San Francisco	
11/01	L	21-24	at	Buffalo	
11/09	W	30-27	at	N.Y. Jets	
11/15	W	23-17		Baltimore	
11/22	L	20-27	at	Houston	12,503
11/29	W	20-17		Arizona	
12/06	W	45-0	at	L.A. Chargers	
12/10	L	3-24	at	L.A. Rams	
12/20	L	12-22	at	Miami	13,354
12/28	L	9-38		Buffalo	
01/03	W	28-14		N.Y. Jets	

TEAM STATISTICS	PATS	OPP
Total First Downs	**332**	**339**
Rushing	143	131
Passing	157	187
Penalty	32	21
3rd Down: Made/Att	76/187	76/186
3rd Down Pct.	40.9	40.9
4th Down: Made/Att	9/17	9/16
4th Down Pct.	52.9	56.3
Possession Avg.	**28:58**	**31:02**
Total Net Yards	**5236**	**5660**
Avg. Per Game	327.3	353.8
Total Plays	979	982
Avg. Per Play	5.3	5.8
Net Yards Rushing	**2346**	**2103**
Avg. Per Game	146.6	131.4
Total Rushes	502	464
Net Yards Passing	**2890**	**3557**
Avg. Per Game	180.6	222.3
Sacked/Yards Lost	37/234	24/165
Gross Yards	3124	3722
Attempts/Completions	440/283	494/333
Completion Pct.	64.3	67.4
Had Intercepted	14	18
Punts/Average	**55/48.7**	**52/46.0**
Net Punting Avg.	**55/45.6**	**52/37.9**
Penalties/Yards	**62/534**	**82/639**
Fumbles/Ball Lost	**19/5**	**11/4**
Touchdowns	**36**	**41**
Rushing	20	17
Passing	12	22
Returns	4	2

SCORE BY PERIODS	1	2	3	4	OT	TOTAL
Patriots	**38**	**104**	**82**	**102**	**0**	**326**
Opponents	**69**	**115**	**86**	**83**	**0**	**353**

SCORING	TD	Ru	Pa	Rt	PAT	FG	S	TP
Folk	0	0	0	0	30/33	26/28	0	108
Newton	13	12	1	0	0/0	0/0	0	78
Burkhead	6	3	3	0	0/0	0/0	0	36
White	3	2	1	0	0/0	0/0	0	18
Harris	2	2	0	0	0/0	0/0	0	12
Harry	2	0	2	0	0/0	0/0	0	12
D.McCourty	2	0	0	2	0/0	0/0	0	12
Michel	2	1	1	0	0/0	0/0	0	12
Olszewski	2	0	1	1	0/0	0/0	0	12
Asiasi	1	0	1	0	0/0	0/0	0	6
Byrd	1	0	1	0	0/0	0/0	0	6
Johnson	1	0	1	0	0/0	0/0	0	6
Wise	1	0	0	1	0/0	0/0	0	6
Meyers	0	0	0	0	0/0	0/0	0	2
Patriots	**36**	**20**	**12**	**4**	**30/33**	**26/28**	**0**	**326**
Opponents	**41**	**17**	**22**	**2**	**37/39**	**22/27**	**0**	**353**

2-Pt. Conversions: Meyers, TM 1-3, Opponents 2-2.

RUSHING	NO	YDS	AVG	LG	TD
Harris	137	691	5.0	41	2
Newton	137	592	4.3	49	12
Michel	79	449	5.7	48	1
Burkhead	67	274	4.1	18	3
White	35	121	3.5	10	2
Taylor	23	110	4.8	28	0
Olszewski	5	23	4.6	12	0
Edelman	2	22	11.0	23	0
Zuber	2	21	10.5	13	0
Byrd	2	15	7.5	11	0
Meyers	2	9	4.5	7	0
Hoyer	1	8	8.0	8	0
Stidham	7	7	1.0	6	0
Moncrief	1	4	4.0	4	0
Harry	2	0	0.0	2	0
Patriots	**502**	**2346**	**4.7**	**49**	**20**
Opponents	**464**	**2103**	**4.5**	**35**	**17**

RECEIVING	NO	YDS	AVG	LG	TD
Meyers	59	729	12.4	35	0
White	49	375	7.7	34	1
Byrd	47	604	12.9	42t	1
Harry	33	309	9.4	30	2
Burkhead	25	192	7.7	24t	3
Edelman	21	315	15.0	49	0
Izzo	13	199	15.3	50	0
Johnson	8	35	4.4	12	1
Michel	7	114	16.3	31t	1
Olszewski	5	62	12.4	38t	1
Harris	5	52	10.4	15	0
Keene	3	16	5.3	8	0
Asiasi	2	39	19.5	26t	1
Newton	2	35	17.5	19t	1
Zuber	2	29	14.5	16	0
Moncrief	1	15	15.0	15	0
Taylor	1	4	4.0	4	0
Patriots	**283**	**3124**	**11.0**	**50**	**12**
Opponents	**333**	**3722**	**11.2**	**54t**	**22**

INTERCEPTIONS	NO	YDS	AVG	LG	TD
Jackson	9	80	8.9	30	0
D. McCourty	2	62	31.0	43t	1
Phillips	2	5	2.5	5	0
Jones	2	0	0.0	0	0
Gilmore	1	15	15.0	15	0
Bryant	1	0	0.0	0	0
Winovich	1	0	0.0	0	0
Patriots	**18**	**162**	**9.0**	**43t**	**1**
Opponents	**14**	**256**	**18.3**	**79t**	**2**

PUNTING	NO	YDS	AVG	NET	TB	IN	LG	BLK
Bailey	55	2678	48.7	45.6	5	31	71	0
Patriots	**55**	**2678**	**48.7**	**45.6**	**5**	**31**	**71**	**0**
Opponents	**52**	**2390**	**46.0**	**37.9**	**3**	**18**	**65**	**0**

PUNT RETURNS	NO	FC	YDS	AVG	LG	TD
Olszewski	20	11	346	17.3	70t	1
Byrd	2	5	0	0.0	0	0
Taylor	1	0	11	11.0	11	0
Patriots	**23**	**16**	**357**	**15.5**	**70t**	**1**
Opponents	**12**	**18**	**71**	**5.9**	**20**	**0**

KICK RETURNS	NO	YDS	AVG	LG	TD
Olszewski	18	418	23.2	33	0
Moncrief	7	165	23.6	53	0
Taylor	4	87	21.8	28	0
Dugger	2	47	23.5	30	0
Patriots	**31**	**717**	**23.1**	**53**	**0**
Opponents	**32**	**680**	**21.3**	**49**	**0**

SACKS: Winovich 5.5, Butler 4.0, Wise 2.5, Calhoun 2.0, Guy 2.0, Simon 2.0, Bentley 1.5, Rivers 1.5, Cowart 1.0, Phillips 1.0, Uche 1.0.
Patriots 24.0, Opponents 37.0

FIELD GOALS	1-19	20-29	30-39	40-49	50+
Folk	0/0	6/6	7/7	11/12	2/3
Patriots	**0/0**	**6/6**	**7/7**	**11/12**	**2/3**
Opponents	**0/0**	**8/8**	**5/5**	**6/9**	**3/5**

FOLK: (45N) (51N,25G) (33G,23G,32G) (43G) (41G,38G) (40G,41G) (43G,33G) (45G,29G,51G)(20G) (45G,36G) (22G,50G) (32G) (29G) (45G,36G,45G,42G) (45G) ()

OPPONENTS: (46G) () (29G,41N,25G) (23G,39G) (45G,44G,27G,52G,20G,54G) (41G,32G) (28G) (35G,50G) (24G) (36G,46G) (47G,45N) (46N,58B) (35G) (52N) (22G) ()

STARTERS

Offense: WR N. Harry (8), J. Meyers (8); LT Isaiah Wynn (9), Justin Herron (4), Jermaine Eluemunor (3); LG Joe Thuney (14), Mike Onwenu (1), Isaiah Wynn (1); C David Andrews (12), James Ferentz (2), Joe Thuney (2); RG Shaq Mason (13), Mike Onwenu (3); RT Mike Onwenu (10), Jermaine Eluemunor (5); TE Ryan Izzo (12), Devin Asiasi (3), Justin Herron (1); 2nd WR Damiere Byrd (14), Julian Edelman (1); QB Cam Newton (15), Brian Hoyer (1); RB Damien Harris (10), Sony Michel (6); FB Jakob Johnson (10); 3rd T Mike Onwenu (2), Justin Herron (1); 3rd WR Gunner Olszewski (2), Jakobi Meyers (1), N'Keal Harry (1).

Defense: LE John Simon (16); DL Lawrence Guy 14, Nick Thurman (1), Adam Butler (1); RE Deatrich Wise Jr. (7), Chase Winovich (6), Tashawn Bower (2), Carl Davis (1); 3rd DL Adam Butler (1); LB Ja'Whaun Bentley (15), Brandon Copeland (4), Terez Hall (4), Anfernee Jennings (4), Chase Winovich (3), Tashawn Bower (1), Josh Uche (1), Tashawn Bower (1); Nickel Kyle Dugger (7), Jonathan Jones (7), Terrence Brooks (1); Dime Terrence Brooks (1), J.C. Jackson (1); LCB Jason McCourty (11), J.C. Jackson (5); RCB Stephon Gilmore (11), J.C. Jackson (5), S Devin McCourty (16); S Adrian Phillips (16).

2020 Coaching Staff: Cam Achord, Special Teams Coordinator; Brian Belichick, Safeties; Steve Belichick, Outside Linebackers; Carmen Bricillo, Offensive Line; Troy Brown, Running Backs, Kick Returners; Moses Cabrera, Head Strength and Conditioning; Nick Caley, Tight Ends, Fullbacks; DeMarcus Covington, Defensive Line; Ivan Fears, Running Backs; Jedd Fisch, Quarterbacks; Joe Houston, Special Teams Assistant; Mick Lombardi, Wide Receivers; Deron Mayo, Strength and Conditioning Assistant; Jerod Mayo, Inside Linebackers; Josh McDaniels, Offensive Coordinator; Mike Pellegrino, Cornerbacks; Cole Popovich, Offensive Line.

Pro Bowl (3): P Jake Bailey (1), CB Stephon Gilmore (4), ST Matthew Slater (9).

PASSING	ATT	CMP	YARDS	CMP%	YDS/ATT	TD	TD%	INT	INT%	LG	SK/YDS	RATING
Newton	368	242	2657	65.8	7.22	8	2.2	10	2.7	50	31/195	82.9
Stidham	44	22	256	50.0	5.82	2	4.5	3	6.8	38t	4/21	54.7
Hoyer	24	15	130	62.5	5.42	0	0.0	1	4.2	25	2/18	59.4
Edelman	2	2	38	100.0	19.00	0	0.0	0	0.0	22	0/0	118.8
Meyers	2	2	43	100.0	21.50	2	100.0	0	0.0	24t	0/0	158.3
Patriots	**440**	**273**	**3124**	**64.3**	**7.10**	**12**	**2.7**	**14**	**3.2**	**50**	**37/234**	**81.1**
Opponents	**494**	**333**	**3722**	**67.4**	**7.53**	**22**	**4.5**	**18**	**3.6**	**54t**	**24/165**	**89.3**

2021 FINAL STATISTICS (10-7)

HEAD COACH: BILL BELICHICK • SECOND IN AFC EAST • HOME STADIUM: GILLETTE STADIUM

Date	W/L	Score		Opp.	Att.
09/12	L	16-17		Miami	65,878
09/19	W	25-6	at	N.Y. Jets	75,626
09/26	L	13-28		New Orleans	65,878
10/03	L	17-19		Tampa Bay	65,878
10/10	W	25-22	at	Houston	68,450
10/17	L	29-35		Dallas OT	65,878
10/24	W	54-13		N.Y. Jets	65,878
10/31	W	27-24	at	L.A. Chargers	70,240
11/07	W	24-6	at	Carolina	72,203
11/14	W	45-7		Cleveland	65,878
11/18	W	25-0	at	Atlanta	68,286
11/28	W	36-13		Tennessee	65,878
12/06	W	14-10	at	Buffalo	69,694
12/12				BYE WEEK	
12/18	L	17-27	at	Indianapolis	66,391
12/26	L	21-33		Buffalo	65,878
01/02	W	50-10		Jacksonville	65,878
01/09	L	24-33	at	Miami	66,514
AFC PLAYOFFS					
01/15	L	17-47	at	Buffalo	69,188

TEAM STATISTICS	*PATS*	*OPP*
Total First Downs	**362**	**308**
Rushing	139	111
Passing	187	176
Penalty	36	21
3rd Down: Made/Att	91/209	77/211
3rd Down Pct.	43.5	36.5
4th Down: Made/Att	11/17	17/32
4th Down Pct.	64.7	53.1
Possession Avg.	**30:28**	**29.32**
Total Net Yards	**6008**	**5283**
Avg. Per Game	353.4	310.8
Total Plays	1052	1038
Avg. Per Play	5.7	5.1
Net Yards Rushing	**2158**	**2103**
Avg. Per Game	126.9	123.7
Total Rushes	489	464
Net Yards Passing	**3857**	**3181**
Avg. Per Game	226.9	187.1
Sacked/Yards Lost	28/241	36/256
Gross Yards	4098	3437
Attempts/Completions	535/364	538/319
Completion Pct.	68.0	59.3
Had Intercepted	13	23
Punts/Average	**52/44.5**	**55/46.9**
Net Punting Avg.	**52/39.6**	**55/39.3**
Penalties/Yards	**95/854**	**100/831**
Fumbles/Ball Lost	**20/10**	**14/7**
Touchdowns	**51**	**35**
Rushing	24	9
Passing	24	21
Returns	3	5

SCORE BY PERIODS	*1*	*2*	*3*	*4*	*OT*	*TOTAL*
Patriots	**77**	**143**	**77**	**165**	**0**	**462**
Opponents	**89**	**77**	**60**	**71**	**6**	**303**

SCORING	*TD*	*Ru*	*Pa*	*Rt*	*PAT*	*FG*	*S*	*TP*
Folk	0	0	0	0	42/47	36/39	0	150
Harris	15	15	0	0	0/0	0/0	0	90
Henry	9	0	9	0	0/0	0/0	0	54
Bourne	5	0	5	0	0/0	0/0	0	30
Stevenson	5	5	0	0	0/0	0/0	0	30
Bolden	3	1	2	0	0/0	0/0	1	20
Agholor	3	0	3	0	0/0	0/0	0	18
Meyers	2	0	2	0	0/0	0/0	2	16
Taylor	2	2	0	0	0/0	0/0	0	12
Wilkerson	2	0	2	0	0/0	0/0	0	12
White	1	1	0	0	0/0	0/0	0	6
Van Noy	1	0	0	1	0/0	0/0	0	6
Phillips	1	0	0	1	0/0	0/0	0	6
Smith	1	0	1	0	0/0	0/0	0	6
Jackson	1	0	0	1	0/0	0/0	0	6
Patriots	51	24	24	3	42/47	36/39	3	462
Opponents	**35**	**9**	**21**	**5**	**27/30**	**22/33**	**0**	**303**

2-Pt. Conversions: Team 3/4, Opponents: 0/3.

RUSHING	*NO*	*YDS*	*AVG*	*LG*	*TD*
Harris	202	929	4.6	64t	15
Stevenson	133	606	4.6	21	5
Bolden	44	226	5.1	24	1
Jones	44	129	2.9	13	0
Bourne	12	125	10.4	18	0
Smith	9	40	4.4	9	0
White	10	38	3.8	10	1
Taylor	19	37	1.9	15	2
Agholor	3	11	3.7	6	0
Olszewski	1	9	9.0	9	0
Meyers	1	9	9.0	9	0
Bailey	0	0	0.0	0	0
Hoyer	11	-8	-0.7	2	0
Patriots	**489**	**2151**	**4.4**	**64t**	**24**
Opponents	**464**	**2103**	**4.5**	**75**	**9**

RECEIVING	*NO*	*YDS*	*AVG*	*LG*	*TD*
Meyers	83	866	10.4	39	2
Bourne	55	800	14.5	75t	5
Henry	50	603	12.1	35	9
Bolden	41	405	9.9	28	2
Agholor	37	473	12.8	44	3
Smith	28	294	10.5	28	1
Harris	18	132	7.3	21	0
Stevenson	14	123	8.8	41	0
Harry	12	184	15.3	43	0
White	12	94	7.8	28	0
Johnson	4	43	10.8	29	0
Wilkerson	4	42	10.5	20t	2
Taylor	4	8	2.0	5	0
Olszewski	2	31	15.5	22	0
Patriots	**364**	**4098**	**11.3**	**75t**	**24**
Opponents	**319**	**3437**	**10.8**	**67t**	**21**

INTERCEPTIONS	*NO*	*YDS*	*AVG*	*LG*	*TD*
Jackson	8	92	11.5	88t	1
Dugger	4	100	25.0	37	0
Phillips	4	39	9.8	26t	1
McCourty	3	22	7.3	22	0
Van Noy	1	35	35.0	35t	1
Bryant	1	33	33.0	33	0
Collins	1	1	1.0	1	0
Jones	1	0	0.0	0	0
Patriots	**23**	**322**	**14.0**	**88t**	**3**
Opponents	**13**	**262**	**20.2**	**46**	**3**

PUNTING	*NO*	*YDS*	*AVG*	*NET*	*TB*	*IN*	*LG*	*BLK*
Bailey	49	2316	47.3	39.6	6	23	71	3
Patriots	**52**	**2316**	**44.5**	**39.6**	**6**	**23**	**71**	**3**
Opponents	**55**	**2580**	**46.9**	**39.3**	**5**	**9**	**63**	**0**

PUNT RETURNS	*NO*	*FC*	*YDS*	*AVG*	*LG*	*TD*
Olszewski	26	10	309	11.9	27	0
J.Meyers	1	2	7	7.0	7	0
N.Harry	1	0	0	0.0	0	0
Patriots	**28**	**12**	**316**	**11.3**	**27**	**0**
Opponents	**16**	**13**	**138**	**8.6**	**25**	**0**

KICK RETURNS	*NO*	*YDS*	*AVG*	*LG*	*TD*
Olszewski	18	416	23.1	37	0
Bolden	3	62	20.7	25	0
McCourty	2	27	13.5	18	0
Taylor	1	25	25.0	25	0
Johnson	1	14	14.0	14	0
Patriots	**25**	**544**	**21.8**	**37**	**0**
Opponents	**55**	**1166**	**21.2**	**38**	**0**

SACKS: M.Judon 12.5, K.Van Noy 5.0, J.Uche 3.0, D.Wise 3.0, D.Ekuale 2.0, C.Barmore 1.5, D.Hightower 1.5, L.Guy 1.5, C.Davis 1.0, J.Collins 1.0, M.Bryant 1.0, D.Godchaux 1.0, T.Bower 1.0, J.Bentley 1.0
Patriots: 36.0, Opponents: 27.0

FIELD GOALS	*1-19*	*20-29*	*30-39*	*40-49*	*50+*
Folk	0/ 0	9/ 9	11/ 11	11/ 11	5/ 8
Patriots	0/ 0	9/ 9	11/ 11	11/ 11	5/ 8
Opponents	**0/ 0**	**6/ 6**	**7/ 10**	**9/ 12**	**0/ 5**

FOLK: (27G,42G,33G) (46G,49G,32G,26G) (45G,26G) (27G,56N) (52G,52G,32G,21G) () (39G,50G) (24G,48G, 48G,30G) (37G,54N) (38G) (32G,44G,53G,33G) (22G,37G, 44G,53N,28G,52G) (41G,34G) (25G) () (43G) (43G)

OPPONENTS: (48G) (21G,53N,35G) (52N,36N) (29G,36N,44G,27G,48G)(33G,56N) (30G,45G,51N,49G) (48N) (48G) (39G,49G) () (50N)(44N) (35G,33N) (25G,41G,49N) (25G,34G) (29G) (30G,49G)

STARTERS

Offense: WR Nelson Agholor (13), C David Andrews (17), RB Brandon Bolden (1), WR Kendrick Bourne (5), RT Trent Brown (9), RT Yodny Cajuste (2), RT Yasir Durant (1), LG James Ferentz (2), RB Damien Harris (15), WR N'Keal Harry (4), TE Hunter Henry (10), T Justin Herron (4), FB Jakob Johnson (6), QB Mac Jones (17), LG Ted Karras (13), RG Shaq Mason (15), WR Jakobi Meyers (16), TE Mike Onwenu (8), TE Jonnu Smith (11), RB Rhamondre Stevenson (2), LT Isaiah Wynn (15), WR Kristian Wilkerson (1)

Defense: DL Christian Barmore (2), LB Ja'Whaun Bentley (16), DB Myles Bryant (2), LB Jamie Collins Sr. (2), DL Carl Davis Jr. (4), DB Kyle Dugger (12), DL Davon Godchaux (16), DL Lawrence Guy (17), LB Dont'a Hightower (15), J.C. Jackson (17), DB Jonathan Jones (1), LB Matthew Judon (16), LB Harvey Langi (1), DB Devin McCourty (17), DB Jalen Mills (16), DB Adrian Phillips (13), LB Kyle Van Noy (8), CB Joejuan Williams (1), DL Deatrich Wise Jr. (9)

2021 Coaching Staff: Cam Achord, Special Teams Coordinator; Brian Belichick, Safeties; Steve Belichick, Outside Linebackers; Carmen Bricillo, Offensive Line; Troy Brown, Wide Receivers, Kick Returners; Moses Cabrera, Head Strength and Conditioning; Nick Caley, Tight Ends, Fullbacks; DeMarcus Covington, Defensive Line; Ross Douglas, NFL Coaching Fellowship, Defense; Ivan Fears, Running Backs; Bo Hardegree, Quality Control, Quarterbacks; Joe Houston, Special Teams Assistant; Tyler Hughes, Offensive Assistant; Mick Lombardi, Receivers; Deron Mayo, Strength and Conditioning Assistant; Jerod Mayo, Inside Linebackers; Josh McDaniels, Offensive Coordinator, Quarterbacks; Matt Patricia, Senior Football Advisor; Mike Pellegrino, Cornerbacks; Cole Popovich, Offensive Line; Evan Rothstein, Research and Analysis, Coaching; Vinnie Sunseri, Running Backs; Billy Yates, Assistant Offensive Line;

Pro Bowl (4): CB J.C. Jackson (1), QB Mac Jones (1) LB Matthew Judon (3)m ST Matthew Slater (10).

PASSING	*ATT*	*CMP*	*YARDS*	*CMP%*	*YDS/ATT*	*TD*	*TD%*	*INT*	*INT%*	*LG*	*SK/YDS*	*RATING*
Jones	521	352	3801	67.6%	7.3	22	4.2%	13	2.5%	75t	28/241	92.5
Hoyer	11	9	227	81.8%	20.6	1	9.1%	0	0.0%	48	0/0	149.0
Meyers	2	2	45	100.0%	22.5	0	0.0%	0	0.0%	30	0/0	118.8
Bourne	1	1	25	100.0%	25.0	1	100.0%	0	0.0%	25t	0/0	158.3
Patriots	**535**	**364**	**4098**	**68.0%**	**7.7**	**24**	**4.5%**	**13**	**2.4%**	**75t**	**28/241**	**95.5**
Opponents	**538**	**319**	**3437**	**59.3%**	**6.4**	**21**	**3.9%**	**23**	**4.3%**	**67t**	**36/256**	**73.3**

2022 FINAL STATISTICS (8-9)

HEAD COACH: BILL BELICHICK • THIRD IN AFC EAST • HOME STADIUM: GILLETTE STADIUM

Date	W/L	Score		Opp.	Att.
09/11	L	7-20	at	Miami	65,786
09/18	W	17-14	at	Pittsburgh	67,307
09/25	L	26-37		Baltimore	65,878
10/02	L	24-27	at	Green Bay OT	78,317
10/09	W	29-0		Detroit	65,878
10/16	W	38-15	at	Cleveland	67,431
10/24	L	14-33		Chicago	65,878
10/30	W	22-17	at	N.Y. Jets	82,823
11/06	W	26-3		Indianapolis	65,878
11/13				BYE WEEK	
11/20	W	10-3		N.Y. Jets	65,878
11/24	L	26-33	at	Minnesota	66,918
12/01	L	10-24		Buffalo	65,878
12/12	W	27-13	at	Arizona	63,251
12/18	L	24-30	at	Las Vegas	62,273
12/24	L	18-22		Cincinnati	65,878
01/01	W	23-21		Miami	65,878
01/08	L	23-35	at	Buffalo	70,753

TEAM STATISTICS	PATS	OPP
TOTAL FIRST DOWNS	**288**	**314**
Rushing	98	90
Passing	166	194
Penalty	24	30
3rd Down: Made/Att	75/215	97/241
3rd Down Pct.	34.9	40.2
4th Down: Made/Att	5/13	10/27
4th Down Pct.	38.5	37.0
Possession Avg.	**28:54**	**31:06**
Total Net Yards	**5348**	**5474**
Avg. Per Game	314.6	322.0
Total Plays	1006	1091
Avg. Per Play	5.3	5.0
Net Yards Rushing	**1812**	**1793**
Avg. Per Game	106.6	105.5
Total Rushes	425	441
Net Yards Passing	**3536**	**3681**
Avg. Per Game	208.0	216.5
Sacked/Yards Lost	41/279	54/348
Gross Yards	3815	4029
Attempts/Completions	540/358	596/364
Completion Pct.	66.3	61.1
Had Intercepted	14	19
Punts/Average	**80/41.7**	**71/44.9**
Net Punting Avg.	**80/35.9**	**71/38.2**
Penalties/Yards	**104/84**	**189/699**
Fumbles/Ball Lost	**23/9**	**24/11**
Touchdowns	**39**	**40**
Rushing	12	7
Passing	19	28
Returns	8	5

SCORE BY PERIODS	1	2	3	4	OT	TOTAL
Patriots	**46**	**106**	**116**	**96**	**0**	**364**
Opponents	**58**	**128**	**70**	**88**	**3**	**347**

SCORING	TD	Ru	Pa	Rt	PAT	FG	S	TP
Folk	0	0	0	0	32/35	32/37	0	128
Meyers	6	0	6	0			0	38
Stevenson	6	5	1	0			0	36
Dugger	3	0	0	3			0	18
D. Harris	3	3	0	0			0	18
Mar. Jones	3	0	1	2			0	18
Parker	3	0	3	0			0	18
Thornton	3	1	2	0			0	18
Agholor	2	0	2	0			0	12
Henry	2	0	2	0			0	12
Bourne	1	0	1	0			0	6
K. Harris	1	1	0	0			0	6
Ja. Jones	1	0	0	1			0	6
Jo. Jones	1	0	0	1			0	6
Mac Jones	1	1	0	0			0	6
McMillan	1	0	0	1			0	6
Montgomery	1	0	1	0			0	6
Strong	1	1	0	0			0	6
TEAM	**39**	**12**	**19**	**8**	**32/35**	**32/37**	**0**	**364**
OPPONENTS	**40**	**7**	**28**	**5**	**33/36**	**24/29**	**0**	**347**

2-Pt Conv: Meyers, TM 1-4, OPP 1-3

RUSHING	NO	YDS	AVG	LG	TD
Stevenson	210	1040	5.0	49	5
D. Harris	106	462	4.4	30	3
Mac Jones	47	102	2.2	15	1
Strong	10	100	10.0	44	1
K. Harris	18	52	2.9	14t	1
Bourne	6	39	6.5	29	0
Thornton	3	16	5.3	19t	1
Taylor	10	9	0.9	5	0
Smith	1	5	5.0	5	0
Zappe	10	0	0.0	5	0
Montgomery	2	-2	-1.0	0	0
Meyers	2	-11	-5.5	7	0
Patriots	**425**	**1812**	**4.3**	**49**	**12**
Opponents	**441**	**1793**	**4.1**	**38**	**7**

RECEIVING	NO	YDS	AVG	LG	TD
Stevenson	69	421	6.1	40	1
Meyers	67	804	12.0	48t	6
Henry	41	509	12.4	39	2
Bourne	35	434	12.4	41	1
Parker	31	539	17.4	43	3
Agholor	31	362	11.7	44t	2
Smith	27	245	9.1	53	0
Thornton	22	247	11.2	29	2
D. Harris	17	97	5.7	15	0
Strong	7	42	6.0	16	0
Mar. Jones	4	78	19.5	48t	1
Montgomery	3	15	5.0	7	1
Humphrey	2	20	10.0	11	0
Taylor	1	8	8.0	8	0
Zappe	1	-6	-6.0	-6	0
Patriots	**358**	**3815**	**10.7**	**53**	**19**
Opponents	**364**	**4029**	**11.1**	**63**	**28**

INTERCEPTIONS	NO	YDS	AVG	LG	TD
Jo. Jones	4	89	22.3	55	1
McCourty	4	66	16.5	36	0
Dugger	3	55	18.3	39t	2
Mar. Jones	2	87	43.5	69t	1
Ja. Jones	2	40	20.0	40t	1
Mills	2	28	14.0	15	0
Bryant	1	11	11.0	11	0
Bentley	1	7	7.0	7	0
Patriots	**19**	**383**	**20.2**	**69t**	**5**
Opponents	**14**	**154**	**11.0**	**42**	**0**

PUNTING	NO	YDS	AVG	NET	TB	IN	LG	BLK
Palardy	42	1781	42.4	36.4	5	10	58	1
Bailey	37	1557	42.1	35.3	5	12	62	0
Patriots	**80**	**3338**	**41.7**	**35.9**	**10**	**22**	**62**	**1**
Opponents	**71**	**3187**	**44.9**	**38.2**	**3**	**26**	**69**	**1**

PUNT RETURNS	NO	FC	YDS	AVG	LG	TD
Mar. Jones	29	8	362	12.5	84t	1
Bryant	10	2	56	5.6	16	0
Patriots	**39**	**10**	**418**	**10.7**	**84t**	**1**
Opponents	**34**	**19**	**267**	**7.9**	**43**	**0**

KICK RETURNS	NO	YDS	AVG	LG	TD
Mar. Jones	27	645	23.9	46	0
Strong	5	115	23.0	26	0
Smith	2	31	15.5	16	0
Dugger	1	37	37.0	37	0
Montgomery	1	28	28.0	28	0
Patriots	**36**	**856**	**23.8**	**46**	**0**
Opponents	**52**	**1333**	**25.6**	**101t**	**3**

SACKS: SACKS: Judon 15.5, Uche 11.5, Wise 7.5, Bentley 3, Barmore 2.5, Ekuale 2, Guy 2, Godchaux 1.5, Jennings 1.5, Tavai 1.5, Wilson 1.5, Ca. Davis 1, Dugger 1, McMillan 1, (group) 1,
Patriots: 54, Opponents: 41

FIELD GOALS	1-19	20-29	30-39	40-49	50+
Folk	1/ 1	9/ 9	8/ 8	10/14	4/ 5
TEAM	1/ 1	9/ 9	8/ 8	10/14	4/ 5
OPPONENTS	0/ 0	3/ 3	9/10	8/10	4/ 6

FOLK: ( ) (28G,52N) (35G,50G) (37G) (37G,32G,44G,37G, 29G) (19G,45N) () (31G,42G,49G,45G,52G) (49G,43G, 43G,28G) (24G,44N,43N) (34G,46G,23G,25G) (48N,39G) (51G,23G) (24G,47G,54G) ( )(49G) (24G)

OPPONENTS: (43G,49G) (36G,52G) (56G) (38G,31G) () (39G,48G,51G) (42G,23G,38G,50G) (28G,45N) (39N,40G) (45G) (30G,36G) (48G) (50N,33G,32G) (49G) (28G,43N) (51N) ()

STARTERS

Offense: WR Nelson Agholor (7), C David Andrews (14), WR Kendrick Bourne (2), LT Trent Brown (16), RT Yodny Cajuste (2), RT Marcus Cannon (4), C James Ferentz (3), RB Damien Harris (9), RB Kevin Harris (1), TE Hunter Henry (14), QB Brian Hoyer (1), WR Lil'Jordan Humphrey (2), QB Mac Jones (14), RT Conor McDermott (6), WR Jakobi Meyers (13), LB Mike Onwenu (17), WR DeVante Parker (11), TE Jonnu Smith (8), RB Rhamondre Stevenson (7), LG Cole Strange (17), WR Tyquan Thornton (9), LT Isaiah Wynn (6), QB Bailey Zappe (2)

Defense: DL Christian Barmore (3), LB Ja'Whaun Bentley (17), DB Myles Bryant (6), LB Jamie Collins Sr. (1), DL Carl Davis Jr. (2), DB Kyle Dugger (15), DL Davon Godchaux (17), DL Lawrence Guy (14), LB Anfernee Jennings (10), DB Jack Jones (2), DB Jonathan Jones (16), DB Marcus Jones (4), LB Matthew Judon (15), DB Devin McCourty (17), LB Raekwon McMillan (1), DB Jalen Mills (10), DB Jabrill Peppers (5), DB Adrian Phillips (8), LB Jahlani Tavai (12), Mack Wilson Sr. (3), DL Deatrich Wise Jr. (16)

2022 Coaching Staff: Cam Achord, Special Teams Coordinator; Brian Belichick, Safeties; Steve Belichick, Linebackers; V'Angelo Bentley, NFL Coaching Fellowship/Defense; Troy Brown, Wide Receivers/Kickoff Returners; Moses Cabrera, Head Strength and Conditioning; Nick Caley, Tight Ends; DeMarcus Covington, Defensive Line; Ross Douglas, Wide Receivers/NFL Coaching Fellowship; Joe Houston, Special Teams Assistant; Tyler Hughes, Offensive Assistant; Joe Judge, Offensive Assistant/Quarterbacks; Deron Mayo, Strength and Conditioning Assistant; Jerod Mayo, Linebackers; Matt Patricia, Senior Football Advisor/Offensive Line; Mike Pellegrino, Cornerbacks; Evan Rothstein, Offensive Assistant; Vinnie Sunseri, Running Backs; Billy Yates, Assistant Offensive Line

Pro Bowl (1): LB Matthew Judon (4)

PASSING	ATT	CMP	YARDS	CMP%	YDS/ATT	TD	TD%	INT	INT%	LG	SK/YDS	RATING
Mac Jones	442	288	2997	65.2	6.78	14	3.2	11	2.5	48t	34/ 231	84.8
Zappe	92	65	781	70.7	8.49	5	5.4	3	3.3	53	6/ 40	100.9
Hoyer	6	5	37	83.3	6.17	0	0.0	0	0.0	27	1/ 8	92.4
TEAM	**540**	**358**	**3815**	**66.3**	**7.06**	**19**	**3.5**	**14**	**2.6**	**53**	**41/ 279**	**87.7**
OPPONENTS	**596**	**364**	**4029**	**61.1**	**6.76**	**28**	**4.7**	**19**	**3.2**	**63**	**54/ 348**	**83.5**

2023 FINAL STATISTICS (4-13)

HEAD COACH: BILL BELICHICK • FOURTH IN AFC EAST • HOME STADIUM: GILLETTE STADIUM

Date	W/L	Score		Opp.	Att.
09/10	L	20-25		Philadelphia	64,628
09/17	L	17-24		Miami	64,628
09/24	W	15-10	at	N.Y. Jets	80,878
10/01	L	3-38	at	Dallas	93,719
10/08	L	0-34		New Orleans	64,628
10/15	L	17-21	at	Las Vegas	61,985
10/22	W	29-25		Buffalo	64,628
10/29	L	17-31	at	Miami	65,836
11/05	L	17-20		Washington	64,628
11/12	L	6-10		Indianapolis*	50,144
11/19				BYE WEEK	
11/26	L	7-10	at	N.Y. Giants	82,211
12/03	L	0- 6		L.A. Chargers	64,628
12/07	W	21-18	at	Pittsburgh	66,376
12/17	L	17-27		Kansas City	64,628
12/24	W	26-23	at	Denver	76,201
12/31	L	21-27	at	Buffalo	70,772
01/07	L	3-17		N.Y. Jets	64,628

*Frankfurt, Germany

TEAM STATISTICS	PATS	OPP
TOTAL FIRST DOWNS	**261**	**305**
Rushing	93	100
Passing	153	181
Penalty	15	24
3rd Down: Made/Att	67/222	86/237
3rd Down Pct.	30.2	36.3
4th Down: Made/Att	9/25	10/19
4th Down Pct.	36.0	52.6
Possession Avg.	**28:03**	**31:57**
Total Net Yards	**4696**	**5127**
Avg. Per Game	276.2	301.6
Total Plays	1020	1091
Avg. Per Play	4.6	4.7
Net Yards Rushing	**1627**	**1584**
Avg. Per Game	95.7	93.2
Total Rushes	415	480
Net Yards Passing	**3069**	**3543**
Avg. Per Game	180.5	208.4
Sacked/Yards Lost	48/323	36/248
Gross Yards	3392	3791
Attempts/Completions	557/351	575/370
Completion Pct.	63.0	64.3
Had Intercepted	21	10
Punts/Average	**98/46.9**	**86/47.0**
Net Punting Avg.	**98/40.8**	**86/42.7**
Penalties/Yards	**89/676**	**75/544**
Fumbles/Ball Lost	**19/8**	**24/8**
Touchdowns	**27**	**38**
Rushing	9	14
Passing	16	19
Returns	2	5

SCORE BY PERIODS	1	2	3	4	OT	TOTAL
Patriots	**40**	**81**	**46**	**69**	**0**	**236**
Opponents	**89**	**116**	**56**	**105**	**0**	**366**

SCORING	TD	Ru	Pa	Rt	PAT	FG	S	TP
Ryland	0	0	0	0	24/25	16/25	0	72
Henry	6	0	6	0			0	36
Elliott	5	3	2	0			0	30
Bourne	4	0	4	0			0	24
Stevenson	4	4	0	0			0	24
Gesicki	2	0	2	0			0	12
P. Brown	1	0	1	0			0	6
Davis	1	0	0	1			0	6
Harris	1	1	0	0			0	6
Reagor	1	0	0	1			0	6
Smith-Schuster	1	0	1	0			0	6
Zappe	1	1	0	0			0	6
Judon	0	0	0	0			1	2
TEAM	**27**	**9**	**16**	**2**	**24/25**	**16/25**	**1**	**236**
OPPONENTS	**38**	**14**	**19**	**5**	**31/32**	**31/38**	**1**	**366**

2-Pt Conv: TM 0-2, OPP 6-6

RUSHING	NO	YDS	AVG	LG	TD
Elliott	184	642	3.5	17	3
Stevenson	156	619	4.0	64t	4
Mac Jones	26	96	3.7	18	0
Zappe	17	83	4.9	18	1
Harris	16	65	4.1	18t	1
Thornton	3	51	17.0	39	0
Vaughn (LG)	24	42	1.8	9	0
Douglas	8	41	5.1	20	0
Reagor	1	17	17.0	17	0
Montgomery	3	9	3.0	7	0
Bourne	1	4	4.0	4	0
Patriots	**415**	**1627**	**3.9**	**64t**	**9**
Opponents	**480**	**1584**	**3.3**	**50t**	**14**

RECEIVING	NO	YDS	AVG	LG	TD
Elliott	51	313	6.1	23	2
Douglas	49	561	11.4	42	0
Henry	42	419	10.0	24t	6
Stevenson	38	238	6.3	34	0
Bourne	37	406	11.0	36	4
Parker	33	394	11.9	30	0
Smith-Schuster	29	260	9.0	37	1
Gesicki	29	244	8.4	18	2
P. Brown	13	208	16.0	58t	1
Thornton	13	91	7.0	15	0
Reagor	7	138	19.7	39	0
Montgomery	5	40	8.0	17	0
Harris	3	58	19.3	48	0
Boutte	2	19	9.5	11	0
Vaughn (LG)	2	2	1.0	3	0
Strange	0	3	---	3	0
Patriots	**351**	**3392**	**9.7**	**58t**	**16**
Opponents	**370**	**3791**	**10.2**	**51**	**19**

INTERCEPTIONS	NO	YDS	AVG	LG	TD
Dugger	2	35	17.5	20	0
Peppers	2	33	16.5	32	0
Ja. Tavai	2	2	1.0	2	0
Mapu	1	20	20.0	20	0
Jackson (LG)	1	9	9.0	9	0
Bryant	1	6	6.0	6	0
Austin (LG)	1	0	0.0	0	0
Austin (TM)	1	0	0.0	0	0
Gonzalez	1	0	0.0	0	0
Patriots	**10**	**96**	**9.6**	**32**	**0**
Opponents	**21**	**435**	**20.7**	**70t**	**4**

PUNTING	NO	YDS	AVG	NET	TB	IN	LG	BLK
Baringer	98	4598	46.9	40.8	8	38	79	0
Patriots	**98**	**4598**	**46.9**	**40.8**	**8**	**38**	**79**	**0**
Opponents	**86**	**4042**	**47.0**	**42.7**	**8**	**41**	**74**	**0**

PUNT RETURNS	NO	FC	YDS	AVG	LG	TD
Bryant	15	12	105	7.0	15	0
Douglas	11	10	56	5.1	25	0
Peppers	4	3	26	6.5	18	0
Mar. Jones	3	1	21	7.0	21	0
Patriots	**33**	**26**	**208**	**6.3**	**25**	**0**
Opponents	**44**	**24**	**439**	**10.0**	**52**	**0**

KICK RETURNS	NO	YDS	AVG	LG	TD
Montgomery	9	219	24.3	43	0
Reagor	7	221	31.6	98t	1
Bryant	1	11	11.0	11	0
Harris	1	20	20.0	20	0
Patriots	**18**	**471**	**26.2**	**98t**	**1**
Opponents	**21**	**433**	**20.6**	**42**	**0**

SACKS: Barmore 8.5, Bentley 4.5, Wise 4.5, Judon 4, Mack Wilson 3.5, Uche 3, Dugger 1.5, Jennings 1.5, Bryant 1, Gonzalez 1, Peppers 1, Ja. Tavai 1, White 1
Patriots: 36, Opponents: 48

FIELD GOALS	1-19	20-29	30-39	40-49	50+
Ryland	0/ 0	4/4	5/7	5/10	2/4
TEAM	0/ 0	4/4	5/7	5/10	2/4
OPPONENTS	0/0	8/8	12/13	3/6	8/11

RYLAND: ( ) (49G)(48G,48N,57N,51G)(29G,52N)(48N)2(43G)(30G,24G,49G)(38G)(43G)(37G,35N,24G)(35N)()()(41N,25G)(33G,47N,56G)(47N)(30G)

OPPONENTS: (32G,56G,48G,51G)(23G,49B,55N)(52G)(23G,23G,33G)(54G,53G)(25G,37G,30G,24G)(36G,42N)(30G) (37G,30G)(57N,51G)(42G)(38G,38G)(56G)(39N,29G,54G)(57N)(35G,24G)(21G,40G,49N,33G)

STARTERS

Offense: RT Calvin Anderson (2), C David Andrews (17), LG Jake Andrews (1), Pharaoh Brown (10), WR Kendrick Bourne (5), LT Trent Brown (8), WR Demario Douglas (7), RB Ezekiel Elliott (5), TE Mike Gesicki (10), TE Hunter Henry (10), QB Mac Jones (11), OL Vederian Lowe (8), OL Atonio Mafi (5), LT Conor McDermott (5), OL Mike Onwenu (15), WR DeVante Parker (13), WR Jalen Reagor (1), WR JuJu Smith-Schuster (7), TE Matt Sokol (1), RG Sidy Sow (14), RB Rhamondre Stevenson (12), LG Cole Strange (10), WR Tyquan Thornton (2), DL Deatrich Wise Jr. (14), QB Bailey Zappe (6)

Defense: DL Christian Barmore (5), Ja'Whaun Bentley (16), DB Myles Bryant (6), S Kyle Dugger (17), DL Davon Godchaux (17), CB Christian Gonzalez (4), DL Lawrence Guy Sr. (12), LB Anfernee Jennings (11), CB Marcus Jones (1), CB Jonathan Jones (14), LB Matthew Judon (2), DB Marte Mapu (1), S Jalen Mills (6), S Jabrill Peppers (15), DB Adrian Phillips (1), DL Sam Roberts (1), LB Jahlani Tavai (16), LB Josh Uche (2), DB Shaun Wade (5), DL Keion White (4), LB Mack Wilson (1), DL Deatrich Wise Jr. (14)

2023 Coaching Staff: Cam Achord, Special Teams Coordinator; Brian Belichick, Safeties; Steve Belichick, Linebackers; V'Angelo Bentley, NFL Coaching Fellowship/Defense; Troy Brown, Wide Receivers/Kickoff Returners; Moses Cabrera, Head Strength and Conditioning; DeMarcus Covington, Defensive Line; Ross Douglas, Wide Receivers; Joe Houston, Special Teams Assistant; Keith Jones, NFL Coaching Fellowship/Defense; Joe Judge, Assistant Head Coach; Adrian Klemm, Offensive Line; Will Lawing, Tight Ends; Deron Mayo, Strength and Conditioning Assistant; Jerod Mayo, Linebackers; Bill O'Brien, Offensive Coordinator/Quarterbacks; Mike Pellegrino, Cornerbacks; Evan Rothstein, Assistant Quarterbacks; Vinnie Sunseri, Running Backs; Billy Yates, Assistant Offensive Line.

Pro Bowl (0)

PASSING	ATT	CMP	YARDS	CMP%	YDS/ATT	TD	TD%	INT	INT%	LG	SK/YDS	RATING
Mac Jones	345	224	2120	64.9	6.14	10	2.9	12	3.5	58t	22/ 127	77.0
Zappe	212	127	1272	59.9	6.00	6	2.8	9	4.2	48	25/ 191	68.8
Cunningham (TM)	0	0	0	---	---	0	---	0	---	---	1/ 5	---
TEAM	**557**	**351**	**3392**	**63.0**	**6.09**	**16**	**2.9**	**21**	**3.8**	**58t**	**48/323**	**73.8**
OPPONENTS	**575**	**370**	**3791**	**64.3**	**6.59**	**19**	**3.3**	**10**	**1.7**	**51**	**36/248**	**86.9**

2024 FINAL STATISTICS (4-13)

HEAD COACH: JEROD MAYO • FOURTH IN AFC EAST • HOME STADIUM: GILLETTE STADIUM

Date	W/L	Score		Opp.	Att.
9/8	W	16-10	at	Cincinnati	66,214
9/15	L	20-23		Seattle OT	64,628
9/19	L	3-24	at	N.Y. Jets	80,878
9/29	L	13-30	at	San Francisco	71,042
10/6	L	10-15		Miami	64,628
10/13	L	21-41		Houston	64,628
10/20	L	16-32	at	Jacksonville*	86,651
10/27	W	25-22		N.Y. Jets	64,628
11/3	L	17-20	at	Tennessee OT	66,533
11/10	W	19-3	at	Chicago	58,912
11/17	L	22-28		L.A. Rams	64,628
11/24	L	15-34	at	Miami	65,479
12/1	L	24-25		Indianapolis	64,628
12/8				BYE WEEK	
12/15	L	17-30	at	Arizona	64,135
12/22	L	21-24	at	Buffalo	70,725
12/28	L	7-40		L.A. Chargers	64,628
1/5	W	23-16		Buffalo	64,628

TEAM STATISTICS	PATS	OPP
TOTAL FIRST DOWNS	**301**	**348**
Rushing	101	127
Passing	167	189
Penalty	33	32
3rd Down: Made/Att	75/215	93/215
3rd Down Pct.	34.9	43.3
4th Down: Made/Att	14/24	11/21
4th Down Pct.	58.3	52.4
Possession Avg.	**28:58**	**31:02**
Total Net Yards	**4964**	**5829**
Avg. Per Game	292.0	342.9
Total Plays	1027	1068
Avg. Per Play	4.8	5.5
Net Yards Rushing	**1969**	**2233**
Avg. Per Game	115.8	131.4
Total Rushes	446	507
Net Yards Passing	**2995**	**3596**
Avg. Per Game	176.2	211.5
Sacked/Yards Lost	52/348	28/153
Gross Yards	3343	3749
Attempts/Completions	529/342	533/346
Completion Pct.	64.7	64.9
Had Intercepted	11	7
Punts/Average	**70/49.8**	**64/44.9**
Net Punting Avg.	**70/41.7**	**64/35.4**
Penalties/Yards	**111/916**	**100/772**
Fumbles/Ball Lost	**30/12**	**23/5**
Touchdowns	**30**	**47**
Rushing	11	16
Passing	18	27
Returns	1	4

SCORE BY PERIODS	1	2	3	4	OT	TOTAL
Patriots	**58**	**82**	**40**	**109**	**0**	**289**
Opponents	**74**	**141**	**102**	**94**	**6**	**417**

SCORING	TD	Ru	Pa	Rt	PAT	FG	S	TP
Slye	0	0	0	0	25/26	26/33	0	103
Stevenson	8	7	1	0	0/0	0/0	0	52
Romo (LG)	0	0	0	0	7/8	11/12	0	40
Boutte	3	0	3	0	0/0	0/0	0	20
Douglas	3	0	3	0	0/0	0/0	0	18
Hooper	3	0	3	0	0/0	0/0	0	18
Henry	2	0	2	0	0/0	0/0	0	12
Maye	2	2	0	0	0/0	0/0	0	12
Polk	2	0	2	0	0/0	0/0	0	12
Bourne	1	0	1	0	0/0	0/0	0	6
Gibson	1	1	0	0	0/0	0/0	0	6
Gonzalez	1	0	0	1	0/0	0/0	0	6
Hasty	1	0	1	0	0/0	0/0	0	6
Lowe	1	0	1	0	0/0	0/0	0	6
Milton	1	1	0	0	0/0	0/0	0	6
Osborn (TM)	1	0	1	0	0/0	0/0	0	6
TEAM	**30**	**11**	**18**	**1**	**25/26**	**26/33**	**0**	**289**
OPPONENTS	**47**	**16**	**27**	**4**	**41/43**	**30/35**	**0**	**417**

2-Pt Conv: TM 3-4, OPP 2-4

RUSHING	NO	YDS	AVG	LG	TD
Stevenson	207	801	3.9	33t	8
Gibson	120	538	4.5	45	1
Maye	54	421	7.8	41	2
Hasty	20	69	3.5	15	0
Brissett	15	62	4.1	16	0
T. Jennings	13	33	2.5	7	0
Douglas	3	16	5.3	9	0
Milton	10	16	1.6	9	1
Bourne	1	6	6.0	6	0
M. Jones	1	5	5.0	5	0
Pettus	1	2	2.0	2	0
Polk	1	0	0.0	0	0
Patriots	**446**	**1969**	**4.4**	**45**	**11**
Opponents	**507**	**2233**	**4.4**	**59**	**16**

RECEIVING	NO	YDS	AVG	LG	TD
Henry	66	674	10.2	35	2
Douglas	66	621	9.4	36t	3
Boutte	43	589	13.7	48t	3
Hooper	45	476	10.6	38t	3
Bourne	28	305	10.9	37	1
Gibson	23	206	9.0	50	0
Stevenson	33	168	5.1	16	1
Polk	12	87	7.3	21	2
Hasty	10	59	5.9	16t	1
Osborn (TM)	7	57	8.1	22t	1
Thornton (TM)	4	47	11.8	17	0
Bell	2	20	10.0	19	0
M. Jones	1	18	18.0	18	0
Baker	1	12	12.0	12	0
Lowe	1	4	4.0	4t	1
Patriots	**342**	**3343**	**9.8**	**50**	**18**
Opponents	**346**	**3749**	**10.8**	**69t**	**27**

INTERCEPTIONS	NO	YDS	AVG	LG	TD
Gonzalez	2	2	1	2	0
M. Jones	1	35	35	35	0
Elliss	1	6	6.0	6	0
Mapu	1	6	6.0	6	0
Peppers	1	0	0.0	0	0
Tavai	1	0	0.0	0	0
Patriots	**7**	**49**	**7.0**	**35**	**0**
Opponents	**11**	**120**	**10.9**	**45t**	**1**

PUNTING	NO	YDS	AVG	NET	TB	IN	LG	BLK
Baringer	70	3486	49.8	41.7	8	31	75	0
Patriots	**70**	**3486**	**49.8**	**41.7**	**8**	**31**	**75**	**0**
Opponents	**64**	**2871**	**44.9**	**35.4**	**9**	**21**	**80**	**1**

PUNT RETURNS	NO	FC	YDS	AVG	LG	TD
M. Jones	26	8	386	14.8	62	0
Erickson	4	3	41	10.3	26	0
Patriots	**30**	**11**	**427**	**14.2**	**62**	**0**
Opponents	**32**	**17**	**406**	**12.7**	**96t**	**1**

KICK RETURNS	NO	YDS	AVG	LG	TD
Gibson	9	239	26.6	42	0
Hasty	10	238	23.8	30	1
Erickson	4	106	26.5	34	0
Baker	3	79	26.3	46	0
Patriots	**26**	**662**	**25.5**	**46**	**0**
Opponents	**21**	**529**	**25.2**	**35**	**0**

SACKS: White- 5.0, Wise- 5.0, A. Jennings- 2.5, Pharms- 2.0, Roy- 2.0, Schooler- 2.0, Uche- 2.0, Elliss- 2,0, Ngakoue- 1.5, Barmore- 1.0, Dugger- 1.0, Ekuale- 1.0, Pettus- 1.0, Tavai- 1.0, Bentley- 0.5, Mapu-0.5.
Patriots: 28, Opponents: 52

FUMBLES/LOST: Maye- 9/6, Stevenson- 7/3, Brissett- 4/1, Hooper- 2/1, Brown (LG)- 2/0, Brown (TM)- 2/0, Gibson- 2/0, M. Jones- 2/0, Milton- 1/1, Douglas- 1/0,
Patriots: 30/12, Opponents: 23/5

FIELD GOALS	1-19	20-29	30-39	40-49	50+
Slye	0/ 0	5/6	10/11	5/7	6/9
Romo (LG)	0/0	3/3	3/3	4/5	1/1
TEAM	0/0	5/3	10/11	5/7	6/9
OPPONENTS	0/0	10/11	8/8	8/12	4/4

SLYE: ( ) (32G,35G,37G)(29G,28G,48B)(44G)(63G,54G)(33N,38G)(41G)(23G)(56N,52G)(30G,37G,25G,33G)(32G,25G,42G)(45N)(35G,31G,54G,25N,68N) (53N,50G)(41G,42G,50G) ()

ROMO (LG): () (45G,33G,34G,29G) (40G) (40G,26G,29G)(44G,55G,43N,31G) ()

TEAM:()(32G,35G,37G)(29G,28G,48B)(44G)(63G,54G)(33N,38G)(41G)(23G)(56N,52G)(30G,37G,25G,33G)(32G,25G,42G)(45N)(35G,31G,54G,25N,68N)(53N,50G)(41G,42G,50G) ()

OPPONENTS: (51G)(44G,38G,31G)(45N,28G)(22G,26G,41G)(54G,41N,32G,47G)(40N,39G,46G)(21G)(29G,44N) (21G,25G)(33G)(26N)(21G,51G)(25G)(49G,35G,40G)(50G)(27G,38G,41G,35G)(49G)

STARTERS

Offense: C David Andrews (4), WR Javon Baker (1), WR Kendrick Bourne (9), Kayshon Boutte (13), QB Jacoby Brissett (5), C Ben Brown (10), WR Demario Douglas (7), RB Antonio Gibson (3), TE Hunter Henry (16), TE Austin Hooper (8), LT Demontrey Jacobs (2), RT Demontrey Jacobs (11), LG Michael Jordan (11), C Nick Leverett (1), LT Vederian Lowe (13), QB Drake Maye (12), LT Chukwuma Okorafor (1), RT Mike Onwenu (6), RG Mike Onwenu (11), WR K.J. Osborn (4), WR Ja'Lynn Polk (7), LG Layden Robinson (5), RG Layden Robinson (6), OL Lecitus Smith (1), LG Sidy Sow (1), RB Rhamondre Stevenson (14), C Cole Strange (2), WR Tyquan Thornton (1), OL Caedan Wallace (2).

Defense: CB Alex Austin (3), LB Ja'Whaun Bentley (2), CB Marcellas Dial Jr. (1), S Kyle Dugger (13), DT Daniel Ekuale (16), LB Christian Elliss (5), DT Davon Godchaux (17), CB Christian Gonzalez (16), S Jaylinn Hawkins (7), LB Curtis Jacobs (2), LB Anfernee Jennings (16), DB Jonathan Jones (14), DB Marcus Jones (9), LB Raekwon McMillan (4), DB Marte Mapu (9), S Jabrill Peppers (6), S Dell Pettus (1), DT Jeremiah Pharms Jr. (5), LB Monty Rice (1), DL Jaquelin Roy (1), LB Sione Takitaki (4), LB Jahlani Tavai (16), DE Keion White (13), DL Deatrich Wise Jr. (5).

2024 Coaching Staff: DeMarcus Covington, Defensive Coordinator; Brian Belichick, Safeties; Bob Bicknell, Tight Ends; Vinny DePalma, Defensive Coaching Assistant; Taylor Embree, Running Backs; Dont'a Hightower, Inside Linebackers; Tyler Hughes, Wide Receivers; Keith Jones Jr., Defensive Coaching Assistant; Robert Kugler, Assistant Offensive Line; Jamael Lett, Defensive Coaching Assistant; Brandon Martuccio, Strength and Conditioning Assistant; Deron Mayo, Head Strength and Conditioning; Ben McAdoo, Senior Offensive Assistant; Michael McCarthy, Offensive Coaching Assistant; T.C McCartney, Quarterbacks; Brian McDonough, Assistant Strength and Conditioning; Jerry Montgomery, Defensive Line; Mike Pellegrino, Cornerbacks; Scott Peters, Offensive Line; Tom Quinn, Assistant Special Teams; Evan Rothstein; Assistant Quarterbacks/Director of Game Management; Jeremy Springer; Special Teams Coordinator; Dexter Taylor; Strength and Conditioning Assistant; Coby Tippett; Special Teams Coaching Assistant; Tiquan Underwood; Assistant Wide Receivers; Alex Van Pelt; Offensive Coordinator; Drew Wilkins; Outside Linebackers; Omar Young; Offensive Coaching Assistant; Troy Brown, Skill Development, Kick/Punt Returners; Joe Kim; Director of Skill Development; Matthew Slater; Special Assistant to the Head Coach.

Pro Bowl (2) ST Brenden Schooler (1), QB Drake Maye (1)

PASSING	ATT	CMP	YARDS	CMP%	YDS/ATT	TD	TD%	INT	INT%	LG	SK/YDS	RATING
Maye	338	225	2276	66.6	6.73	15	4.4	10	3.0	40t	34/ 229	88.1
Brissett	161	95	826	59.0	5.13	2	1.2	1	0.6	50	18/ 119	74.2
Milton	29	22	241	75.9	8.31	1	3.4	0	0.0	48t	0/0	111.4
Bourne	1	0	0	0.0	0.00	0	0.0	0	0.0	0	0/0	39.6
TEAM	**529**	**342**	**3343**	**64.7**	**6.32**	**18**	**3.4**	**11**	**2.1**	**50**	**52/348**	**85.0**
OPPONENTS	**575**	**370**	**3791**	**64.3**	**6.59**	**19**	**3.3**	**10**	**1.7**	**51**	**36/248**	**86.9**

2025 FINAL STATISTICS (14-3)

HEAD COACH: MIKE VRABEL • FIRST IN AFC EAST • HOME STADIUM: GILLETTE STADIUM

Date	W/L	Score		Opp.	Att.
9/7	L	13 - 20		Las Vegas	64,628
9/14	W	33 - 27	at	Miami	65,593
9/21	L	14 - 21		Pittsburgh	64,628
9/28	W	42 - 13		Carolina	64,628
10/5	W	23 - 20	at	Buffalo	70,802
10/12	W	25 - 19	at	New Orleans	70,042
10/19	W	31 - 13	at	Tennessee	67,410
10/26	W	32 - 13		Cleveland	64,628
11/2	W	24 - 23		Atlanta	64,628
11/9	W	28 - 23	at	Tampa Bay	65,492
11/13	W	27 - 14		New York Jets	64,628
11/23	W	26 - 20	at	Cincinnati	65,659
12/1	W	33 - 15		New York Giants	64,628
12/7		BYE WEEK			
12/14	L	31 - 35		Buffalo	64,628
12/21	W	28 - 24	at	Baltimore	70,709
12/28	W	42 - 10	at	New York Jets	70,918
1/4	W	38 - 10		Miami	64,628
AFC PLAYOFFS					
1/11	W	16-3		Los Angeles Chargers	64,628
1/18	W	28-16		Houston	64,628
1/25	W	10-7	at	Denver	76,862
SUPER BOWL LX (at Santa Clara, Calif.)					
2/8	L	13-29		Seattle	70,823

TEAM STATISTICS	*PATS*	*OPP*
TOTAL FIRST DOWNS	**360**	**302**
Rushing	128	104
Passing	206	171
Penalty	26	27
3rd Down: Made/Att	85/198	77/200
3rd Down Pct.	42.9%	38.5%
4th Down: Made/Att	18/25	10/30
4th Down Pct.	72.0%	33.3%
Possession Avg.	**31:18**	**28:42**
Total Net Yards	**6449**	**5019**
Avg. Per Game	379.4	295.2
Total Plays	1044	973
Avg. Per Play	6.2	5.2
Net Yards Rushing	**2191**	**1729**
Avg. Per Game	128.9	101.7
Total Rushes	494	411
Net Yards Passing	**4258**	**3290**
Avg. Per Game	250.5	193.5
Sacked/Yards Lost	48/201	35/222
Gross Yards	4459	3512
Attempts/Completions	502/361	527/350
Completion Pct.	71.9%	66.4%
Had Intercepted	8	10
Punts/Average	**51/47.4**	**66/43.6**
Net Punting Avg.	**40.6**	**36.3**
Penalties/Yards	**98/854**	**108/818**
Fumbles/Ball Lost	**20/8**	**14/9**
Touchdowns	**58**	**38**
Rushing	22	11
Passing	31	25
Returns	5	2

SCORE BY PERIODS	*1*	*2*	*3*	*4*	*OT*	*TOTAL*
Patriots	**122**	**174**	**104**	**90**	**0**	**490**
Opponents	**74**	**87**	**57**	**102**	**0**	**320**

SCORING	*TD*	*Ru*	*Pa*	*Rt*	*PAT*	*FG*	*S*	*TP*
Borregales	0	0	0	0	53/55	27/32	0	134
Henderson	10	9	1	0	0/0	0/0	0	60
Stevenson	9	7	2	0	0/0	0/0	2	58
Henry	7	0	7	0	0/0	0/0	0	42
Boutte	6	0	6	0	0/0	0/0	0	36
Maye	4	4	0	0	0/0	0/0	1	26
Diggs	4	0	4	0	0/0	0/0	0	24
Douglas	3	0	3	0	0/0	0/0	0	18
Jones	3	0	0	3	0/0	0/0	0	18
K. Williams	3	0	3	0	0/0	0/0	0	18
Gibson	2	1	0	1	0/0	0/0	0	12
Hollins	2	0	2	0	0/0	0/0	0	12
Hooper	2	0	2	0	0/0	0/0	0	12
Chaisson	1	0	0	1	0/0	0/0	0	6
Chism	1	0	1	0	0/0	0/0	0	6
T. Jennings	1	1	0	0	0/0	0/0	0	6
TEAM	**58**	**22**	**31**	**5**	**53/55**	**27/32**	**3**	**490**
OPPONENTS	**38**	**11**	**25**	**2**	**33/35**	**19/23**	**1**	**320**

2-Pt Conv: TM 3-3, OPP 1-3

RUSHING	*NO*	*YDS*	*AVG*	*LG*	*TD*
Henderson	180	911	5.1	69t	9
Stevenson	130	603	4.6	56	7
Maye	103	450	4.4	28	4
Gibson	25	106	4.2	21	1
T. Jennings	23	73	3.2	11	1
D. Johnson	13	25	1.9	5	0
Douglas	7	21	3.0	14	0
Hollins	1	4	4.0	4	0
K. Williams	2	3	1.5	5	0
Dobbs	10	-5	-0.5	2	0
Patriots	**494**	**2191**	**4.4**	**69t**	**22**
Opponents	**411**	**1729**	**4.2**	**59t**	**11**

RECEIVING	*NO*	*YDS*	*AVG*	*LG*	*TD*
Diggs	85	1013	11.9	34	4
Henry	60	768	12.8	36	7
Hollins	46	550	12.0	54	2
Henderson	35	221	6.3	19	1
Boutte	33	551	16.7	39t	6
Stevenson	32	345	10.8	55	2
Douglas	31	447	14.4	58	3
Hooper	21	263	12.5	31	2
K. Williams	10	209	20.9	72t	3
Chism	3	75	25.0	35	1
Gibson	2	6	3.0	5	0
T. Jennings	1	9	9.0	9	0
Maye	1	2	2.0	2	0
Westover	1	0	0.0	0	0
Patriots	**361**	**4459**	**12.4**	**72t**	**31**
Opponents	**350**	**3512**	**10.0**	**53**	**25**

INTERCEPTIONS	*NO*	*YDS*	*AVG*	*LG*	*TD*
Hawkins	4	1	0.3	1	0
Jones	3	65	21.7	33t	1
Spillane	2	70	35.0	37	0
Mapu	1	20	20.0	20	0
Patriots	**10**	**156**	**15.6**	**37**	**1**
Opponents	**8**	**56**	**7.0**	**32t**	**1**

PUNTING	*NO*	*YDS*	*AVG*	*NET*	*TB*	*IN*	*LG*	*BLK*
Baringer	51	2416	47.4	40.6	4	21	73	0
Patriots	**51**	**2416**	**47.4**	**40.6**	**4**	**21**	**73**	**0**
Opponents	**66**	**2877**	**43.6**	**36.3**	**6**	**25**	**64**	**0**

PUNT RETURNS	*NO*	*FC*	*YDS*	*AVG*	*LG*	*TD*
Jones	21	18	363	17.3	94t	2
Chism III	0	2	0	0.0	0	0
Patriots	**21**	**20**	**363**	**17.3**	**94t**	**2**
Opponents	**22**	**15**	**265**	**12.0**	**74t**	**1**

KICK RETURNS	*NO*	*YDS*	*AVG*	*LG*	*TD*
Chism III	16	383	23.9	31	0
Gibson	12	342	28.5	90	1
K. Williams	11	290	26.4	36	0
Henderson	9	209	23.2	28	0
D. Johnson	5	128	25.6	32	0
T. Jennings	2	59	29.5	39	0
Stevenson	2	40	20.0	23	0
Patriots	**57**	**1451**	**25.5**	**90t**	**1**
Opponents	**68**	**1723**	**25.3**	**58**	**0**

SACKS: Landry- 8.5, Chaisson- 7.5, Ponder- 4.0, M. Williams- 3.5, A. Jennings- 2.0, Barmore- 2.0, Jones- 2.0, Hawkins- 1.5, Pettus- 1.0, Gibbens- 1.0, Spillane- 1.0, Team- 1.0.

Patriots: 35, Opponents: 48

FUMBLES/LOST: Maye- 8/3, Stevenson- 3/3, Gibson- 2/1, Jones- 2/0, Bradbury (C)- 2/0, Henderson- 1/1, Hollins- 1/0, Mapu- 1/0.

Patriots: 20/8, Opponents: 14/9

FIELD GOALS	*1-19*	*20-29*	*30-39*	*40-49*	*50+*
Borregales	2/2	6/6	8/9	7/11	4/4
TEAM	2/2	6/6	8/9	7/11	4/4
OPPONENTS	0/0	0/0	7/7	6/7	6/9

BORREGALES: (40N,35G,44G)(22G,53G)()()(30G,19G,52G)(24G)(36G)(36G,32G,42G)(32G)()(45N,44G,26G)(41G,45G,19G,52G)(22G,30G,28G,45N,23G)(36G)(45G,41G)(41N)(38B,59G)

TEAM: (40N,35G,44G)(22G,53G)()()(30G,19G,52G)(24G)(36G)(36G,32G,42G)(32G)()(45N,44G,26G)(41G,45G,19G,52G)(22G,30G,28G,45N,23G)(36G)(45G,41G)(41N)(38B,59G)

OPPONENTS: (58N,51G,40G)(40G,44G)()(55N)(31G,45G)(34G,48G,38G,54G)(49G,50G)(47N)(38G)(36G)()(54G,63G)()()(36G,56N)(39G)(52G)

STARTERS

Offense: WR Kayshon Boutte (10), C Garrett Bradbury (17), LG Ben Brown (4), LT Will Campbell (13), WR Efton Chism III (1), WR Stefon Diggs (17), RB TreVeyon Henderson (4), TE Hunter Henry (17), WR Mack Hollins (13), TE Austin Hooper (6), LT Vederian Lowe (4), QB Drake Maye (17), RT Morgan Moses (17), JT Thayer Munford Jr. (2), RG Mike Onwenu (17), RB Rhamondre Stevenson (13), FB Jack Westover (1), TE Jack Westover (1), LG Jared Wilson (13).

Defense: CB Alex Austin (2), DT Christian Barmore (16), LB K'Lavon Chaisson (10), CB Carlton Davis III (17), DB Kyle Dugger (2), S Kyle Dugger (2), DT Cory Durden (4) LB Christian Elliss (13), DT Joshua Farmer (3), LB Jack Gibbens (8), CB Christian Gonzalez (14), S Jaylinn Hawkins (15), LB Anfernee Jennings (3), CB Marcus Jones (1), DB Marcus Jones (7), LB Harold Landry III (14), LB Robert Spillane (7), LB Jahlani Tavai (7), DL Khyiris Tonga (13), LB Keion White (1), DT Milton Williams (12), S Craig Woodson (15).

2025 Coaching Staff: Josh McDaniels, Offensive Coordinator; Jeremy Springer, Special Teams Coordinator; Terrell Williams, Defensive Coordinator; Scott Booker, Safeties; Thomas Brown, Tight Ends/Pass Game Coordinator; Vinny DePalma, Defensive Assistant; Tony Dews, Running Backs; Todd Downing, Wide Receivers; Ashton Grant, Quarterbacks; Justin Hamilton, Cornerbacks; Jason Houghtaling, Asst. Offensive Line; Chuckie Keeton, Offensive Assistant; Robert Kugler, Asst. Offensive Line; Zak Kuhr, Inside Linebackers; Riley Larkin, Offensive Assistant; Doug Marrone, Offensive Line; Ben McAdoo, Senior Defensive Assistant; Clinton McMillan, Defensive Line; Milton Patterson, Defensive Assistant; Tom Quinn, Assistant Special Teams; Kevin Richardson, Defensive Assistant; Mike Smith, Outside Linebackers; John Streicher, Vice President of Football Operations and Strategy; Ekene Olekanma, Director of Coaching Analytics; Frank Piraino, Director of Sports Performance; Deron Mayo, Strength and Conditioning Coach; Brian McDonough, Assistant Strength and Conditioning; Brandon Martuccio, Strength and Conditioning Assistant; Dexter Taylor, Strength and Conditioning Assistant.

Pro Bowl (3) WR Stefon Diggs (5), QB Drake Maye (2), CB Christian Gonzalez (1)

PASSING	*ATT*	*CMP*	*YARDS*	*CMP%*	*YDS/ATT*	*TD*	*TD%*	*INT*	*INT%*	*LG*	*SK/YDS*	*RATING*
Maye	492	354	4394	72.0	8.93	31	6.3	8	1.6	72t	47/201	113.5
Dobbs	10	7	65	70.0	6.50	0	0.0	0	0.0	23	0/0	87.5
Mapu	0	0	0	0.0	0.0	0	0.0	0	0.0	0	1/0	0.0
TEAM	**502**	**361**	**4459**	**71.9**	**8.88**	**31**	**6.2**	**8**	**1.6**	**72t**	**48/201**	**113.0**
OPPONENTS	**527**	**350**	**3512**	**66.4**	**6.66**	**25**	**4.7**	**10**	**1.9**	**53**	**35/222**	**93.1**

OFFENSIVE AND DEFENSIVE RANKINGS

	OFFENSE			DEFENSE		
YEAR	TOTAL	RUSH	PASS	TOTAL	RUSH	PASS
2025	379.4 (3)	128.9 (6)	250.5 (4)	295.2 (8)	101.7 (5)	193.5 (9)
2024	292.0 (31)	115.8 (13)	176.2 (32)	342.9 (22)	131.4 (23)	211.5 (10)
2023	276.2 (30)	95.7 (26)	180.5 (28)	301.6 (7)	93.2 (4)	208.4 (11)
2022	314.6 (26)	106.6 (24)	208.0 (20)	322.0 (8)	105.5 (6)	216.5 (16)
2021	353.4 (15)	126.5 (8)	226.9 (14)	310.8 (4)	123.7 (22)	187.1 (2)
2020	327.3 (27)	146.6 (4)	180.6 (30)	353.8 (15)	131.4 (26)	222.3 (8)
2019	354.0 (15)	106.4 (18)	247.6 (8)	275.9 (1)	95.5 (6)	180.4 (2)
2018	393.4 (5)	127.3 (5)	266.1 (8)	359.1 (21)	112.7 (11)	246.4 (22)
2017	394.2 (1)	118.1 (10)	276.1 (2)	366.1 (29)	114.8 (20)	251.3 (30)
2016	386.3 (4)	117.0 (7)	269.3 (4)	326.4 (8)	88.6 (3t)	237.9 (12)
2015	374.4 (6)	87.8 (30)	286.7 (5)	339.4 (9)	98.8 (9)	240.7 (17)
2014	365.5 (11)	107.9 (18)	257.6 (9)	344.1(13)	104.3 (9)	239.8 (17)
2013	384.5 (7)	129.1 (9)	255.4 (10)	373.1 (26)	134.1 (30)	239.0 (18)
2012	427.9 (1)	136.5 (7)	291.4 (4)	373.3 (25)	101.9 (9)	271.4 (29)
2011	428.0 (2)	110.3 (20)	317.8 (2)	411.1 (31)	117.1 (17)	293.9 (31)
2010	363.8 (8)	123.3 (9)	240.4 (11)	366.5 (25)	108.0 (11)	258.5 (30)
2009	397.3 (3)	120.1 (12)	277.3 (3)	320.2 (11)	110.5 (13)	209.7 (12)
2008	365.4 (5)	142.2 (6)	223.1 (12)	309.0 (10)	107.6 (15)	201.4 (11)
2007	411.3 (1)	115.6 (13)	295.7 (1)	288.3 (4)	98.3 (10)	190.1 (6)
2006	335.6 (11)	123.1 (12)	212.5 (12)	294.4 (6)	94.2 (5)	200.2 (12)
2005	352.0 (7)	94.5 (24)	257.5 (2)	330.2 (26)	98.8 (8)	231.4 (31)
2004	357.6 (7)	133.4 (7)	224.3 (11)	310.58 (9)	98.3 (6)	212.5 (17)
2003	314.9 (17)	100.4 (27)	214.5 (9)	291.6 (7)	89.6 (4)	202.0 (15)
2002	317.8 (21)	94.3 (28)	223.6 (12)	336.1 (23)	137.4 (31)	198.7 (11)
2001	305.1 (19)	112.1 (13)	193.1 (22)	334.5 (24)	115.9 (19)	218.6 (24)
2000	285.7 (22)	86.9 (26)	198.8 (19)	334.6 (20)	114.4 (21)	220.1 (21)
1999	316.4 (18)	89.1 (23)	227.3 (10)	300.5 (8)	112.2 (20)	188.3 (7)
1998	321.3 (11)	92.5 (27)	228.8 (5)	323.9 (20)	96.7 (7)	227.2 (25)
1997	313.4 (15)	91.5 (26)	221.9 (7)	317.8 (19)	101.1 (5)	216.8 (23)
1996	335.6 (7)	91.8 (26)	243.8 (3)	331.6 (19)	93.9 (6)	237.7 (28)
1995	341.1 (12)	116.6 (10)	224.4 (15)	360.3 (28)	117.4 (22)	242.9 (25)
1994	361.0 (4)	83.3 (27)	277.8 (1)	325.4 (18)	110.0 (19)	215.4 (16)
1993	316.6 (12)	111.3 (13)	205.3 (12)	299.8 (13)	121.9 (22)	177.8 (4)
1992	224.0 (27)	96.6 (22)	127.1 (26)	315.5 (19)	121.9 (22)	193.6 (17)
1991	279.6 (22)	91.7 (18)	187.9 (16)	339.4 (26)	98.7 (9)	240.8 (27)
1990	260.2 (26)	87.4 (25)	172.8 (20)	356.1 (27)	167.3 (28)	188.8 (13)

OFFENSIVE AND DEFENSIVE RANKINGS (CONT.)

	OFFENSE			DEFENSE		
YEAR	TOTAL	RUSH	PASS	TOTAL	RUSH	PASS
1989	341.0 (8)	109.3 (19)	231.7 (6)	352.8 (23)	123.6 (17)	229.1 (23)
1988	268.3 (27)	132.5 (9)	135.8 (27)	292.6 (5)	131.2 (19)	161.4 (3)
1987	296.9 (23)	118.1 (20)	178.9 (24)	325.1 (11)	118.5 (14)	206.6 (15)
1986	332.9 (13)	85.8 (28)	247.1 (4)	323.8 (16)	137.7 (24)	186.1 (6)
1985	343.7 (9)	145.7 (6)	198.0 (14)	294.6 (7)	103.4 (6)	191.2 (9)
1984	328.9 (14)	127.0 (11)	201.9 (16)	318.7 (9)	117.8 (12)	200.8 (12)
1983	331.9 (13)	162.8 (5)	169.1 (25)	348.5 (20)	142.6 (21)	205.9 (17)
1982	292.6 (21)	149.7 (2)	142.9 (28)	312.0 (13)	143.2 (25)	168.8 (5)
1981	3351.4 (9)	127.5 (15)	223.9 (6)	364.2 (25)	184.4 (28)	179.8 (6)
1980	339.7 (10)	140.0 (7)	199.7 (12)	297.6 (8)	117.3 (11)	180.4 (7)
1979	341.9 (8)	140.8 (14)	201.1 (8)	270.2 (3)	110.6 (6)	159.6 (8)
1978	372.8 (1)	197.8 (1)	175.0 (9)	288.4 (9)	115.8 (4)	172.7 (21)
1977	307.9 (11)	164.5 (14)	143.4 (6)	259.99 (5)	114.6 (2)	145.2 (15)
1976	335.3 (8)	210.6 (2)	124.7 (20)	287.3 (11)	131.9 (8)	155.4 (16)
1975	305.9 (13)	131.8 (16)	174.1 (10)	318.9 (14)	158.6 (19)	160.3 (12)
1974	319.6 (6)	152.4 (6)	167.1 (8)	290.5 (13)	113.4 (4)	177.1 (22)
1973	274.5 (17)	115.1 (23)	159.4 (10)	299.1 (18)	203.6 (26)	95.6 (2)
1972	260.5 (21)	109.4 (22)	151.9 (15)	374.9 (26)	194.4 (26)	180.1 (4)
1971	254.0 (21)	119.2 (23)	134.8 (23)	290.9 (15)	137.0 (6)	153.9 (14)
1970	187.6 (26)	74.3 (26)	113.3 (26)	304.4 (23)	148.1 (26)	156.2 (10)

The Patriots

powered by **Verizon 5G**

verizon

RECORDS

PATRIOTS ALL-TIME LEADERS

ALL-TIME LEADING RUSHERS
(BASED ON RUSHING YARDAGE)

	Name	Years	No.	Yds	Avg	Lg	TD
1.	Sam Cunningham	1973-79, 81-82	1,385	5,453	3.9	75t	43
2.	Jim Nance	1965-71	1,323	5,323	4.0	65t	45
3.	Tony Collins	1981-87	1,191	4,647	3.9	54	32
4.	Curtis Martin	1995-97	958	3,799	4.0	70t	32
5.	Rhamondre Stevenson	2021-25	836	3,669	4.4	64t	28
6.	Kevin Faulk	1999-2011	864	3,607	4.2	45t	16
7.	Don Calhoun	1975-81	820	3,391	4.1	73	23
8.	John Stephens	1988-92	891	3,249	3.9	52	17
9.	Corey Dillon	2004-06	753	3,180	4.2	50	37
10.	Larry Garron	1960-68	759	2,981	3.9	85	14
11.	LeGarrette Blount	2013-16	677	2,917	4.3	47t	34
12.	Stevan Ridley	2011-14	649	2,817	4.3	43	22
13.	Antowain Smith	2001-03	721	2,781	3.9	44	21
14.	Craig James	1984-88	585	2,469	4.2	73	11
15.	Leonard Russell	1991-93	689	2,437	3.5	24	13
16.	Laurence Maroney	2006-09	582	2,430	4.2	59t	21
17.	Mosi Tatupu	1978-90	612	2,415	4.0	55	18
18.	Sony Michel	2018-20	535	2,292	4.3	48	14
19.	Carl Garrett	1969-72	537	2,235	4.2	80t	15
20.	Steve Grogan	1975-90	445	2,176	4.9	41t	35
21.	Damien Harris	2019-22	449	2,094	4.7	64t	20
22.	BenJarvus Green-Ellis	2008-11	510	2,064	4.1	33t	29
23.	Andy Johnson	1974-81	491	2,017	4.1	69t	13
24.	Ron Burton	1960-65	429	1,536	3.6	77	9
25.	Sammy Morris	2007-10	334	1,486	4.5	55	12
26.	Dion Lewis	2015-17	293	1,413	4.8	44	8
27.	Horace Ivory	1977-81	329	1,336	4.1	52	14
28.	Mack Herron	1973-75	353	1,298	3.7	53	9
29.	Robert Perryman	1987-90	369	1,294	3.5	48	9
30.	James White	2014-21	330	1,278	3.9	32	11
31.	Brandon Bolden	2012-17, 19, 21	275	1,206	4.4	46	10
32.	Danny Woodhead	2010-12	250	1,199	4.8	36t	10
33.	Vagas Ferguson	1980-82	290	1,163	4.0	44	5
34.	Robert Edwards	1998	291	1,115	3.8	53	9
35.	Jim Crawford	1960-64	302	1,078	3.6	39	5
36.	Tom Brady	2000-19	606	1,037	1.7	22	22
37.	Rex Burkhead	2017-20	253	1,026	4.1	33t	11
38.	Josh Ashton	1972-74	247	950	3.8	35	3
39.	Vito "Babe" Parilli	1961-67	228	949	4.2	33t	14
40.	TreVeyon Henderson	2025	180	911	5.1	69t	9
41.	Shane Vereen	2011-14	217	907	4.2	21	7
42.	Terry Allen	1999	254	896	3.5	39	8
43.	Drake Maye	2024-25	157	871	5.5	41	6
44.	Jim Plunkett	1971-75	159	817	5.1	37	9
45.	Mark van Eeghen	1982-83	177	744	4.2	17	2
46.	Robert Weathers	1982-86	159	733	4.6	77	4
47.	Marion Butts	1994	243	703	2.9	26	8
48	Antonio Gibson	2024-25	145	644	4.4	45	2
49.	Ezekiel Elliott	2023	184	642	3.5	17	3
45.	Jon Vaughn	1991-92	144	597	4.3	36	3

100-YARD RUSHING GAMES

Career

1. Nance, J. 17
2. Martin, C. 14

Season

1. Martin, C. 9 (1995)
   Dillon, C. 9 (2004)
2. Nance, J. 8 (1966)

Consecutive Games

1. Martin, C. 5 (11/26/95-12/23/95)
   Nance, J. 5 (11/13/66-12/11/66)
2. Dillon, C. .... 4 (10/17/04 - 11/14/04)
   Calhoun, D. 4 (11/14/76-12/5/76)

TOP 10s

BY RUSHING ATTEMPTS

	Name	Att.
1.	Cunningham, S.	1,385
2.	Nance, J.	1,323
3.	Collins, T.	1,191
4.	Martin, C.	958
5.	Stephens, J.	891
6.	Faulk, K.	864
7.	Stevenson, R.	836
8.	Calhoun, D.	820
9.	Garron, L.	759
10.	Dillon, C.	753

BY RUSHING TDS

	Name	TDs
1.	Nance, J.	45
2.	Cunningham, S.	43
3.	Dillon, C.	37
4.	Grogan, S.	35
5.	Blount, L.	34
6.	Collins, T.	32
	Martin, C.	32
8.	Green-Ellis, B.	29
9.	Stevenson, R.	28
10.	Calhoun, D.	23

BY RUSHING AVERAGE
(Minimum 450 Carries)

	Name	Avg.
1.	Stevenson, R.	4.4
	Blount, L.	4.3
	Michel, S.	4.3
	Ridley, S.	4.3
5.	Dillon, C.	4.2
	Garrett, C.	4.2
	James, C.	4.2
	Faulk, K.	4.2
	Maroney, L.	4.2
10.	Calhoun, D.	4.1
	Johnson, A	4.1

PATRIOTS ALL-TIME LEADERS

ALL-TIME LEADING RECEIVERS
(BASED ON NUMBER OF RECEPTIONS)

	Name	Years	No.	Yds	Avg	Lg	TD
1.	Wes Welker, WR	2007-12	672	7,459	11.1	99t	37
2.	Julian Edelman, WR	2009-20	620	6,822	11.0	77t	36
3.	Troy Brown, WR	1993-2007	557	6,366	11.4	82t	31
4.	Stanley Morgan, WR	1977-89	534	10,352	19.4	76t	67
5.	Rob Gronkowski, TE	2010-18	521	7,861	15.1	76t	79
6.	Ben Coates, TE	1991-99	490	5,471	11.2	84t	50
7.	Kevin Faulk, RB	1999-2011	431	3,701	8.6	52t	15
8.	James White, RB	2014-21	381	3,278	8.6	68	25
9.	Irving Fryar, WR	1984-92	363	5,726	15.8	80t	38
10.	Terry Glenn, WR	1996-2001	329	4,669	14.2	86t	22
11.	Deion Branch, WR	2002-05, 10-12	328	4,297	13.1	79t	24
12.	Gino Cappelletti, WR	1960-70	292	4,589	15.7	63t	42
13.	Jim Colclough, WR	1960-68	283	5,001	17.7	78t	39
14.	Tony Collins, RB	1981-87	261	2,356	9.0	49	12
15.	Randy Moss, WR	2007-10	259	3,904	15.1	76t	50
16.	Hunter Henry, TE	2021-25	259	2,973	11.5	39	26
17.	Jakobi Meyers, WR	2019-22	235	2,759	11.7	48	8
18.	Danny Amendola, WR	2013-17	230	2,383	10.4	57	12
19.	Vincent Brisby, WR	1993-99	217	3,142	14.5	72	14
20.	Sam Cunningham, RB	1973-79, 81-82	210	1,905	9.1	41	6
	Marv Cook, TE	1989-93	210	1,843	8.8	49	11
22	Russ Francis, TE	1975-80, 87-88	207	3,157	15.3	53	28
23.	Art Graham, WR	1963-68	199	3,107	15.6	80t	20
24.	Cedric Jones, WR	1982-90	191	2,703	14.2	65t	16
25.	Rhamondre Stevenson, RB	2021-25	186	1,295	7.0	55	4
26.	Larry Garron, RB	1960-68	185	2,502	13.5	76t	26
27.	Benjamin Watson, TE	2004-09, 19	184	2,275	12.4	40	20
28.	Shawn Jefferson, WR	1996-99	178	3,081	17.3	76	14
	Randy Vataha, WR	1971-76	178	3,055	17.2	88t	23
30.	Aaron Hernandez, TE	2010-12	175	1,956	11.2	46	18
31.	Michael Timpson, WR	1989-94	172	2,472	14.4	60t	8
32.	David Patten, WR	2001-04	165	2,513	15.2	91t	16
33.	Andy Johnson, RB	1974-81	161	1,807	11.2	53	9
34.	David Givens, WR	2002-05	158	2,214	14.0	57	12
35.	Harold Jackson, WR	1978-81,87	156	3,162	20.3	59	18
36.	Kendrick Bourne, WR	2021-24	155	1,945	12.5	75t	11
37.	Jim Whalen, TE	1965-69	153	2,487	16.3	87t	17
38.	DeMario Douglas, WR	2023-25	146	1,629	11.2	58	6
39.	Jim Nance, RB	1965-71	129	844	6.5	45	1
40.	Reggie Rucker, WR	1971-74	126	1,884	15.0	69t	10
41.	Greg McMurtry, WR	1990-93	120	1,519	12.7	65t	4
	Daniel Graham, TE	2002-06	120	1,393	11.6	48	17
43.	Derrick Ramsey, TE	1983-85	118	1,412	12.0	39	14
44.	Lin Dawson, TE	1981-90	117	1,233	10.5	42	8
	Curtis Martin, RB	1995-97	117	890	7.6	41	5
46.	Stephen Starring, WR	1983-87	112	1,865	16.7	76t	11
47.	Brandon LaFell, WR	2014-15	111	1,486	13.2	56t	7
	Ron Burton, RB	1960-65	111	1,205	10.9	73t	8
49.	Darryl Stingley, WR	1973-77	110	1,883	17.1	68	14
	Tony Romeo, TE	1962-67	110	1,724	15.7	62	10

100-YARD RECEIVING GAMES

Career

1. Morgan, S. 38
2. Welker, W. 28
3. Gronkowski, R. 28
4. Moss, R. 18
5. Edelman, J. 15
6. Brown, T. 13
   Glenn, T. 13

Season

1. Moss, R. 9 (2007)
   Morgan, S. 9 (1986)
2. Welker, W. 8 (2011)
3. Welker, W. 6 (2009)

Consecutive Games

Welker, W. 4 (9/23/12-10/14/12)
Moss, R. 4 (9/9/07-10/1/07)

TOP 10s

BY RECEIVING YDS

	Name	Yds.
1.	Morgan, S.	10,352
2.	Gronkowski, R.	7,861
3.	Welker, W.	7,459
4.	Edelman, J.	6,822
5.	Brown, T.	6,366
6.	Fryar, I.	5,726
7.	Coates, B.	5,471
8.	Colclough, J.	5,001
9.	Glenn, T.	4,669
10.	Cappelletti, G.	4,589

BY RECEIVING TDS

	Name	TDs
1.	Gronkowski, R.	79
2.	Morgan, S.	67
3.	Coates, B.	50
	Moss, R.	50
5.	Cappelletti, G.	42
6.	Colclough, J.	39
7.	Fryar, I.	38
8.	Welker, W.	37
9.	Edelman, J.	36
10.	Brown, T.	31

BY RECEIVING YDS AVG.
(Minimum 150 Catches)

	Name	Avg.
1.	Jackson, H.	20.3
2.	Morgan, S.	19.4
3.	Colclough, J.	17.7
4.	Jefferson, S.	17.3
5.	Vataha, R.	17.2
6.	Whalen, J.	16.3
7.	Fryar, I.	15.8
8.	Cappelletti, G.	15.7
9.	Graham, A.	15.6
10.	Francis, R.	15.3

PATRIOTS ALL-TIME LEADERS

ALL-TIME LEADING PASSERS
(BASED ON PASSING YARDAGE)

Name	Years	Att	Cmp	Yds	Pct	TD	Int	Rtg
1. Tom Brady	2000-19	9,988	6,377	74,571	63.8	541	179	97.0
2. Drew Bledsoe	1993-2001	4,518	2,544	29,657	56.3	166	138	75.9
3. Steve Grogan	1975-90	3,593	1,879	26,886	52.3	182	208	69.6
4. Vito "Babe" Parilli	1961-67	2,413	1,140	16,747	47.2	132	138	64.8
5. Tony Eason	1983-89	1,500	876	10,732	58.4	60	48	80.6
6. Jim Plunkett	1971-75	1,503	729	9,932	48.5	62	87	59.7
7. Mac Jones	2021-23	1,308	864	8,918	66.1	46	36	85.8
8. Drake Maye	2024-25	830	579	6,670	69.8	46	18	103.1
9. Hugh Millen	1991-92	612	370	4,276	60.5	17	28	71.8
10. Matt Cassel	2005-08	555	349	3,946	62.9	23	13	88.2
11. Mike Taliaferro	1968-70	680	305	3,920	44.9	27	44	49.8
12. Ed "Butch" Songin	1960-61	604	285	3,905	47.2	36	24	71.7
13. Matt Cavanaugh	1978-82	385	206	3,018	53.5	19	23	70.9
14. Cam Newton	2020	368	242	2,657	65.8	8	10	82.9
15. Marc Wilson	1989-90	415	214	2,631	51.6	9	16	62.6
16. Bailey Zappe	2022-23	304	192	2,053	63.2	11	12	78.5
17. Doug Flutie	1987-89, 2005	305	148	1,871	48.5	11	14	61.0
18. Tommy Hodson	1990-92	315	171	1,809	54.3	7	11	64.1
19. Tom Yewcic	1961-66	206	87	1,374	42.2	12	12	60.2
20. Scott Zolak	1992-98	244	124	1,314	50.8	8	7	65.8
21. Jacoby Brissett	2016, 2024	216	129	1,226	59.7	2	1	76.7
22. Tom Sherman	1968-69	226	90	1,199	39.8	12	16	45.6
23. Joe Kapp	1970	219	98	1,104	44.7	3	17	32.6
24. Tom Ramsey	1986-88	164	84	1,005	51.2	6	9	59.6
25. Scott Secules	1993	134	75	918	56.0	2	9	54.3
26. Brian Hoyer	2009-11, 17-18, 20-22	92	61	729	66.3	2	2	88.5
27. Jimmy Garoppolo	2014-17	94	63	690	67.0	5	0	106.3
28. Tom Owen	1976-81	114	58	655	50.9	3	9	44.3
29. Don Trull	1967	81	27	442	33.3	1	7	20.7
30. Brian Dowling	1972-73	54	29	383	53.7	2	1	81.0
31. Jarrett Stidham	2019-21	48	24	270	50.0	2	4	46.4
32. Ed Wilson	1965	46	20	257	43.5	1	3	41.7
33. Tom Greene	1960	63	27	251	42.9	1	6	20.1
34. Joe Milton III	2024	29	22	241	75.9	1	0	111.4
Neil Graff	1974-75	36	19	241	52.8	2	3	57.8
36. Jeff Carlson	1992	49	18	232	36.7	1	3	33.7
37. Andy Johnson	1974-81	13	7	194	53.8	4	1	106.6
38. Bob Bleier	1987	39	14	181	35.9	1	1	49.2
39. Julian Edelman	2009-20	6	6	128	100.0	1	0	158.3
40. Richard Christy	1960	11	6	94	54.5	2	2	83.1
41. Jakobi Meyers	2019-22	4	4	88	100.0	2	0	158.3
Rohan Davey	2002-04	19	8	88	42.1	0	0	56.5
John Huarte	1966-67	20	8	88	40.0	0	2	14.2
44. Mike Kerrigan	1983-84	15	7	85	46.7	0	1	36.8
45. Michael Bishop	1999-00	9	3	80	33.3	1	1	64.4
46. Dick Shiner	1973-74	10	5	68	50.0	0	1	32.5
47. John Friesz	1999-2000	21	11	66	52.4	0	1	39.0
48. Joshua Dobbs	2025	10	7	65	70.0	0	0	87.5
49. David Patten	2001-04	3	1	60	33.3	1	1	81.9
50. Don Westbrook	1977-81	2	2	52	100.0	0	0	118.8
51. Bob Gladieux	1969-72	3	1	48	33.3	0	1	42.4
52. Harvey White	1960	7	3	44	42.9	0	0	64.0

TOP 10 BY PASSER RATING
(Minimum 200 attempts)

Name	Rating
1. Maye D.	103.1
2. Brady, T.	97.0
3. Cassel, M.	88.2
4. Jones, M.	85.8
5. Newton, C.	82.9
6. Eason, T.	80.6
7. Bledsoe, D.	75.9
8. Millen, H.	71.8
9. Songin, B.	71.7
10. Cavanaugh, M.	70.9

300-YARD PASSING GAMES

Career

Name	No.
1. Brady, T.	92
2. Bledsoe, D.	26
3. Grogan, S.	12

Season

1. Brady, T.	11 (2011)
2. Brady, T.	8 (2007)
Brady, T.	8 (2012)
4. Brady, T.	7 (2015)
Brady, T.	7 (2009)

Consecutive Games

1. Brady, T. (10/18/09-11/22/09)	5
2. Brady, T. (9/17/17-10/5/17)	4
Brady, T. (11/24/13-12/15/13)	4
Brady, T. (12/11/11-1/1/12)	4

TOP 10s

BY PASSING ATTEMPTS

Name	Att.
1. Brady, T.	9,988
2. Bledsoe, D.	4,518
3. Grogan, S.	3,593
4. Parilli, V.	2,413
5. Plunkett, J.	1,503
6. Eason, T.	1,500
7. Jones, M.	1,380
8. Maye, D.	830
9. Taliaferro, M.	680
10. Millen, H.	612

BY PASSING CMP

Name	Cmp.
1. Brady, T.	6,377
2. Bledsoe, D.	2,544
3. Grogan, S.	1,879
4. Parilli, V.	1,140
5. Eason, T.	876
6. Jones, M.	864
7. Plunkett, J.	729
8. Maye, D.	579
9. Millen, H.	370
10. Cassel, M.	349

BY PASSING TDS

Name	TDs
1. Brady, T.	541
2. Grogan, S.	182
3. Bledsoe, D.	166
4. Parilli, V.	132
5. Plunkett, J.	62
6. Eason, T.	60
7. Maye, D.	46
Jones, M.	46
9. Songin, B.	36
10. Taliaferro, M.	27

BY INTERCEPTIONS

Name	INTs
1. Grogan, S.	208
2. Brady, T.	179
3. Bledsoe, D.	138
Parilli, V.	138
5. Plunkett, J.	87
6. Eason, T.	48
7. Taliaferro, M.	44
8. Jones, M.	36
9. Millen, H.	28
10. Songin, B.	24

BY COMPLETION %
(Minimum 200 Attempts)

Name	%
1. Maye, D.	69.8
2. Jones, M.	66.1
3. Newton, C.	65.8
4. Brady, T.	63.8
5. Zappe, B.	63.2
6. Cassel, M.	62.9
7. Millen, H.	60.5
8. Brissett, J.	59.7
9. Eason, T	58.4
10. Bledsoe, D.	56.3

PATRIOTS ALL-TIME LEADERS

ALL-TIME LEADING SCORERS

(BASED ON TOTAL POINTS)

	Name	Years	TD	TD Run	TD Rec	TD Rt	TWO Pt	FG	PAT	TP
1.	Stephen Gostkowski	2006-19	0	0	0	0	0	374	653	1,775
2.	Adam Vinatieri	1996-2005	0	0	0	0	1	263	367	1,158
3.	Gino Cappelletti	1960-70	42	0	42	0	4	176	342	1,130
4.	John Smith	1974-83	0	0	0	0	0	128	308	692
5.	Rob Gronkowski	2010-18	80	1	79	0	1	0	0	482
6.	Tony Franklin	1984-87	0	0	0	0	0	93	163	442
7.	Nick Folk	2019-22	0	0	0	0	0	108	116	440
8.	Stanley Morgan	1977-89	68	0	67	1	0	0	0	408
9.	Ben Coates	1991-99	50	0	50	0	1	0	0	302
	Randy Moss	2007-10	50	0	50	0	1	0	0	302
11.	Sam Cunningham	1973-79, 81-82	49	43	6	0	0	0	0	294
12.	Jim Nance	1965-71	46	45	1	0	0	0	0	276
13.	Tony Collins	1981-87	44	32	12	0	0	0	0	264
14.	Julian Edelman	2009-20	41	0	36	4	4	0	0	254
15.	Irving Fryar	1984-92	42	1	38	3	0	0	0	252
	Larry Garron	1960-68	42	14	26	2	0	0	0	252
17.	Matt Bahr	1993-95	0	0	0	0	0	55	73	238
	Jim Colclough	1960-68	39	0	39	0	2	0	0	238
19.	Corey Dillon	2004-06	39	37	2	0	1	0	0	236
20.	Curtis Martin	1995-97	37	32	5	0	2	0	0	226
21.	Wes Welker	2007-12	37	0	37	0	1	0	0	225
22.	James White	2015-21	36	11	25	0	1	0	0	218
23.	Steve Grogan	1975-90	36	35	0	1	0	0	0	216
24.	Troy Brown	1993-2007	35	0	31	4	2	0	0	214
25.	LeGarrette Blount	2013-16	35	34	1	0	0	0	0	210
26.	Jason Staurovsky	1988-91	0	0	0	0	0	50	57	207
27.	Rhamondre Stevenson	2021-25	32	28	4	0	2	0	0	200
	Kevin Faulk	1999-11	33	16	15	2	1	0	0	200
29.	BenJarvus Green-Ellis	2008-11	29	29	0	0	0	0	0	174
30.	Russ Francis	1975-80, 87-88	28	0	28	0	0	0	0	168
31.	Hunter Henry	2021-25	26	0	26	0	0	0	0	156
32.	Don Calhoun	1975-81	25	23	2	0	0	0	0	150
33.	Antowain Smith	2001-03	24	21	3	0	1	0	0	146
34.	Deion Branch	2002-05, 10-12	24	0	24	0	0	0	0	144
	Randy Vataha	1971-76	24	0	23	1	0	0	0	144
36.	Andy Borregales	2025	0	0	0	0	0	27	53	134
	Laurence Maroney	2006-09	22	21	1	0	1	0	0	134
38.	Tom Brady	2000-19	22	22	0	0	0	0	0	132
	Terry Glenn	1996-2001	22	0	22	0	0	0	0	132
	Andy Johnson	1974-81	22	13	9	0	0	0	0	132
	Stevan Ridley	2011-14	22	22	0	0	0	0	0	132
42.	Mosi Tatupu	1978-90	21	18	2	1	0	0	0	126
43.	Damien Harris	2019-22	20	0	0	0	0	0	0	120
	Art Graham	1963-68	20	0	20	0	0	0	0	120
	Benjamin Watson	2004-09	20	0	20	0	0	0	0	120
46.	Ron Burton	1960-65	19	9	8	2	0	0	0	114
	John Stephens	1988-92	19	17	1	1	0	0	0	114
48.	Rex Burkhead	2017-20	18	11	7	0	0	0	0	108
	Carl Garrett	1969-72	18	15	3	0	0	0	0	108
	Aaron Hernandez	2010-12	18	0	18	0	0	0	0	108
	Harold Jackson	1978-81,87	18	0	18	0	0	0	0	108
	Cedric Jones	1982-90	18	0	16	2	0	0	0	108
53.	Joey Slye	2024	0	0	0	0	0	26	25	103

TOP 10s

BY TOUCHDOWNS

	Name	TDs
1.	Gronkowski, R.	80
2.	Morgan, S.	68
3.	Coates, B.	50
	Moss, R.	50
5.	Cunningham, S.	49
6.	Nance, J.	46
7.	Collins, T.	44
8.	Cappelletti, G.	42
	Fryar, I.	42
	Garron, L.	42

BY FIELD GOAL ATT.

	Name	FGs
1.	Gostkowski, S.	428
2.	Cappelletti, G.	334
3.	Vinatieri, A.	321
4.	Smith, J.	191
5.	Franklin, T.	125
6.	Folk, N.	121
7.	Bahr, M.	72
8.	Staurovsky, J.	69
9.	Gogolak, C.	36
10.	Slye, J.	33

BY FIELD GOALS MADE

	Name	FGs
1.	Gostkowski, S.	374
2.	Vinatieri, A.	263
3.	Cappelletti, G.	176
4.	Smith, J.	128
5.	Folk, N.	108
6.	Franklin, T.	93
7.	Bahr, M.	55
8.	Staurovsky, J.	50
9.	Borregales, A.	27
10.	Slye, J.	26

BY PATs ATTEMPTED

	Name	No.
1.	Gostkowski, S.	664
2.	Vinatieri, A.	374
3.	Cappelletti, G.	353
4.	Smith, J.	323
5.	Franklin, T.	166
6.	Folk, N.	127
7.	Bahr, M.	73
8.	Staurovsky, J.	59
9.	Borregales, A.	55
10.	Gogolak, C.	42

BY PATs MADE

	Name	No.
1.	Gostkowski, S.	653
2.	Vinatieri, A.	367
3.	Cappelletti, G.	342
4.	Smith, J.	308
5.	Franklin, T.	163
6.	Folk, N.	116
7.	Bahr, M.	73
8.	Staurovsky, J.	57
9.	Borregales, A.	53
10.	Gogolak, C	42

PATRIOTS ALL-TIME LEADERS

ALL-TIME LEADING ALL-PURPOSE YARDAGE LEADERS
(BY TOTAL YARDS)

Name	Years	Rush	Rec.	Punt	KO	Def.	Total
1. Kevin Faulk	1999-2011	3,607	3,701	943	4,088	0	12,339
2. Stanley Morgan	1977-89	127	10,352	960	29	0	11,468
3. Troy Brown	1993-2007	178	6,366	2,625	1,862	97	11,128
4. Julian Edelman	2009-20	413	6,822	1,986	626	0	9,869*
5. Wes Welker	2007-12	146	7,459	1,185	280	0	9,070
6. Irving Fryar	1984-92	188	5,726	2,055	495	0	8,464
7. Tony Collins	1981-87	4,647	2,356	15	1,335	0	8,353
8. Rob Gronkowski	2010-18	2	7,861	0	16	0	7,879
9. Larry Garron	1960-68	2,981	2,502	23	2,299	0	7,805
10. Sam Cunningham	1973-79, 81-82	5,453	1,905	0	0	0	7,358
11. Jim Nance	1965-71	5,323	844	16	40	0	6,223
12. Carl Garrett	1969-72	2,235	1,158	487	2,251	0	6,131
13. Ben Coates	1991-99	-4	5,471	0	26	0	5,493
14. Dave Meggett	1995-97	432	839	1,438	2,561	0	5,260
15. Deion Branch	2002-05, 10-12	11	4,297	84	863	0	5,255
16. Jim Colclough	1960-68	51	5,001	0	2	0	5,054
17. Rhamondre Stevenson	2021-25	3,669	1,295	0	40	0	5,004
18. Mack Herron	1973-75	1,298	789	888	1,796	0	4,771
19. Gino Cappelletti	1960-70	6	4,589	3	100	68	4,766
20. Terry Glenn	1996-2001	80	4,669	0	0	0	4,749
21. Curtis Martin	1995-97	3,799	890	0	0	0	4,689
22. James White	2014-21	1,278	3,278	0	69	0	4,625
23. Andy Johnson	1974-81	2,017	1,807	60	544	0	4,428
24. Ron Burton	1960-65	1,536	1,205	389	1,119	0	4,249
25. Don Calhoun	1975-81	3,391	614	0	238	0	4,243
26. Stephen Starring	1983-87	-3	1,865	108	2,259	0	4,229
27. John Stephens	1988-92	3,249	781	0	0	0	4,030
28. Danny Amendola	2013-17	12	2,383	773	799	0	3,967
29. Randy Moss	2007-10	0	3,904	0	0	0	3,904
30. Laurence Maroney	2006-09	2,430	409	0	1,062	0	3,901
31. Corey Dillon	2004-06	3,180	431	0	0	0	3,611

*Julian Edelman registered 22 fumble return yards at the New York Jets on 11/22/2012. Those yards are included in his all-purpose yardage total.

TOP 10s

BY RUSHING YARDS

Name	Yds.
1. Cunningham, S.	5,453
2. Nance, J.	5,323
3. Collins, T.	4,647
4. Martin, C.	3,799
5. Stevenson, R.	3,669
6. Faulk, K.	3,607
7. Calhoun, D.	3,391
8. Stephens, J.	3,249
9. Dillon, C.	3,180
10. Garron, L.	2,981

BY RECEIVING YARDS

Name	Yds.
1. Morgan, S.	10,352
2. Gronkowski, R.	7,861
3. Welker, W.	7,459
4. Edelman, J.	6,822
5. Brown, T.	6,366
6. Fryar, I.	5,726
7. Coates, B.	5,471
8. Colclough, J.	5,001
9. Glenn, T.	4,669
10. Cappelletti, G.	4,589

BY PUNT RETURN YARDS

Name	Yds.
1. Brown, T.	2,625
2. Fryar, I.	2,055
3. Edelman, J.	1,986
4. Meggett, D.	1,438
5. Welker, W.	1,185
6. Haynes, M.	1,159
7. Jones, M.	1,132
8. Morgan, S.	960
9. Faulk, K.	943
10. Herron, M.	888

BY KICKOFF RETURN YARDS

Name	Yds.
1. Faulk, K.	4,088
2. Hobbs, E.	2,913
3. Meggett, D.	2,561
4. Johnson, B.	2,557
5. Garron, L.	2,299
6. Starring, S.	2,259
7. Garrett, C.	2,251
8. Martin, S.	2,012
9. Brown, T.	1,862
10. Herron, M.	1,796

PATRIOTS ALL-TIME LEADERS

ALL-TIME LEADING INTERCEPTORS

(BY INTERCEPTIONS)

	Name	Years	No.	Yds	Avg.	LG	TD
1.	Raymond Clayborn	1977-89	36	555	15.4	85	1
	Ty Law	1995-2004	36	583	16.2	65t	6
3.	Devin McCourty	2010-22	35	581	16.6	84t	2
4.	Ron Hall	1961-67	29	476	16.4	87	1
	Roland James	1980-90	29	383	13.2	46	0
	Fred Marion	1982-91	29	457	15.8	83	1
7.	Mike Haynes	1976-82	28	393	14.0	50	1
8.	Maurice Hurst	1989-95	27	263	9.7	36	1
9.	J.C. Jackson	2018-21, 23	25	220	8.8	88t	1
10.	Nick Buoniconti	1962-68	24	223	9.3	41	0
	Ronnie Lippett	1983-91	24	420	17.5	73	2
12.	Asante Samuel	2003-07	22	313	14.2	55t	3
13.	Don Webb	1961-71	21	366	17.4	59	2
14.	Lawyer Milloy	1996-2002	19	123	6.5	30t	1
15.	Ron Bolton	1972-75	18	116	6.4	56	0
16.	Tim Fox	1976-81	17	215	12.6	29	0
	Duron Harmon	2013-19	17	193	12.1	60	0
	Steve Nelson	1974-87	17	226	13.3	37	0
19.	Tom Addison	1960-67	16	103	6.4	17	1
	Rick Sanford	1979-84	16	198	12.4	99t	1
21.	Prentice McCray	1974-80	15	352	23.5	63t	2
	Ross O'Hanley	1960-65	15	288	19.2	61	1
	Chuck Shonta	1960-67	15	261	17.4	52	0
24.	Willie Clay	1996-98	13	178	13.7	53t	1
	Logan Ryan	2013-16	13	167	12.8	79t	1
26.	Tedy Bruschi	1996-2008	12	187	15.6	48t	4
	Dick Felt	1962-66	12	199	16.6	35	0
	Brandon Meriweather	2007-10	12	213	17.8	56	1
29.	Jonathan Jones	2016-24	11	129	11.7	55	1
	Patrick Chung	2009-12, 14-19	11	171	15.5	51t	1
	Stephon Gilmore	2017-20	11	200	18.2	64t	2
	Mike Vrabel	2001-08	11	73	6.6	24t	1
33.	Vincent Brown	1988-95	10	95	9.5	49t	1
	Larry Carwell	1969-72	10	186	18.6	53t	1
	Bob Howard	1975-77	10	90	9.0	44t	1
	Leroy Mitchell	1967-68	10	50	5.0	20	0
	Otis Smith	1996, 2000-02	10	278	27.8	78t	2
	Eugene Wilson	2003-07	10	74	7.4	24	1
39.	Kyle Dugger	2020-25	9	190	21.5	39t	2
.	Jamie Collins Sr.	2013-16, 19, 21	9	168	18.7	69t	1
	Kyle Arrington	2009-14	9	133	14.8	36t	1
	Ellis Hobbs	2005-08	9	87	9.7	70	0
	Ed Philpott	1967-71	9	91	10.1	23	0
44.	Fred Bruney	1960-62	8	125	15.6	33t	1
	Malcolm Butler	2014-17	8	36	4.5	21	0
	Rodney Harrison	2003-08	8	16	2.0	12	0
	Tom Hennessey	1965-66	8	113	14.1	33	0
	James Sanders	2005-10	8	172	21.5	42	2
49.	Terrell Buckley	2001-02	7	126	18.0	52t	1
	Jerome Henderson	1991-93, 96	7	52	7.4	34	0
	Sam Hunt	1974-79	7	189	27.0	68t	1
	Tyrone Poole	2003-05	7	102	14.6	44	0
	Johnny Rembert	1983-92	7	70	10.0	37	0
	Bob Suci	1963	7	277	39.6	98t	2
	Clyde Washington	1960-61	7	58	8.3	33	0

TOP 10s

BY INT. RETURN YDS.

	Name	YDs
1.	Law, T.	583
2.	McCourty, D.	581
3.	Clayborn, R.	555
4.	Hall, R.	476
5.	Marion, F.	457
6.	Lippett, R.	420
7.	Haynes, M.	393
8.	James, R.	383
9.	Webb, D.	366
10.	McCray, P.	352

BY TOUCHDOWNS

	Name	TDs
1.	Law, T.	6
2.	Bruschi, T.	4
3.	Samuel, A.	3
4.	Jones, M.	2
	Dugger, K.	2
	Charles, J.	2
	Gilmore, S.	2
	Lippett, R.	2
	McCourty, D.	2
	McCray, P.	2
	McGinest, W.	2
	Sanders, J.	2
	Smith, O.	2
	Suci, B.	2
	Webb, D.	2

PATRIOTS ALL-TIME LEADERS

ALL-TIME LEADING PUNTERS
(BY YARDAGE)

	Name	Years	No.	Yards	Avg.	LG	BLK
1.	Rich Camarillo	1981-87	464	19,922	42.9	76	4
2.	Ryan Allen	2013-18	409	18,526	45.3	67	2
3.	Tom Yewcic	1961-66	377	14,553	38.6	70	8
4.	Bryce Baringer	2023-25	219	10,500	47.9	79	0
5.	Jake Bailey	2019-22	222	10,189	45.9	71	3
6.	Tom Tupa	1996-98	214	9,602	44.9	73	1
7.	Tom Janik	1969-71	243	9,516	39.2	58	1
8.	Lee Johnson	1999-2001	203	8,578	42.3	76	1
9.	Mike Patrick	1975-78	222	8,481	38.2	64	3
10.	Ken Walter	2001-03, 06	211	8,143	38.6	58	2
11.	Zoltan Mesko	2010-12	175	7,738	44.2	65	1
12.	Josh Miller	2004-06	175	7,629	43.6	69	1
13.	Shawn McCarthy	1991-92	169	6,877	40.7	93	2
14.	Chris Hanson	2007-09	149	6,185	41.5	70	2
15.	Jeff Feagles	1988-89	154	5,874	38.1	74	1
16.	Terry Swanson	1967-68	127	5,081	40.0	62	2
17.	Pat O'Neill	1994-95	110	4,355	39.6	67	0
18.	Brian Hansen	1990	90	3,752	41.7	69	2
19.	Bruce Barnes	1973-74	100	3,738	37.4	53	0
20.	Mike Hubach	1980-81	82	3,118	38.0	69	0
21.	Mike Saxon	1993	73	3,096	44.2	59	3

ALL-TIME LEADING PUNT RETURNERS
(BASED ON RETURN YARDAGE)

	Name	Years	No.	FC	Yards	Avg.	LG	TD
1.	Troy Brown	1993-2007	252	116	2,625	10.4	85t	3
2.	Irving Fryar	1984-92	206	71	2,055	10.0	85t	3
3.	Julian Edelman	2009-20	177	63	1,986	11.2	94t	4
4.	David Meggett	1995-97	142	34	1,438	10.1	60t	1
5.	Wes Welker	2007-12	114	49	1,185	10.4	69	0
6.	Mike Haynes	1976-82	111	8	1,159	10.4	89t	2
7.	Marcus Jones	2022-25	79	35	1,132	14.3	94t	3
8.	Stanley Morgan	1977-89	92	32	960	10.4	80t	1
9.	Kevin Faulk	1999-2011	101	54	943	9.3	43	0
10.	Mack Herron	1973-75	74	14	888	12.0	66	0
11.	Gunner Olszewski	2019-21	66	37	834	12.6	70t	1
12.	Danny Amendola	2013-17	85	42	773	9.1	82	0
13.	Ricky Smith	1982-84	54	20	537	9.9	55	0
14.	Carl Garrett	1969-72	43	2	487	11.3	62	0
15.	Roland James	1980-90	42	8	400	9.5	75t	1
16.	Ron Burton	1960-65	56	N/A	389	6.9	62	0
17.	Tim Dwight	2005	32	13	273	8.5	29	0
18.	Bob Suci	1963	25	N/A	233	9.3	22	0
19.	Ronnie Harris	1993-94	26	4	227	8.7	21	0
	Walter Stanley	1992	28	17	227	8.1	50	0
21.	Jerome Henderson	1991-96	27	10	201	7.4	39	0
22.	Billy Johnson	1966-68	23	9	195	8.5	52	0
23.	Ray Crittenden	1993-94	21	7	192	9.1	30	0
24.	Chris Canty	1997-98	16	7	170	10.6	36	0
25.	Sammy Martin	1988-91	20	2	165	8.3	28	0
26.	Myles Bryant	2020-23	25	14	161	6.4	16	0

TOP 10s

BY PUNT AVG.
(Minimum 50 Punts)

	Name	Avg.
1.	Baringer, B.	47.9
2.	Bailey, J.	45.9
3.	Allen, R.	45.3
4.	Tupa, T.	44.7
5.	Mesko, Z.	44.2
6.	Miller, J.	43.6
7.	Camarillo, R.	42.6
8.	Saxon, M.	42.4
9.	Johnson, L.	42.3
10.	Hansen, B.	41.7

BY PUNT RETURNS

	Name	No.
1.	Brown, T.	252
2.	Fryar, I.	206
3.	Edelman, J.	177
4.	Meggett, D.	142
5.	Welker, W.	114
6.	Haynes, M.	111
7.	Faulk, K.	101
8.	Morgan, S.	92
9.	Amendola, D.	85
10.	Jones, M..	79

PATRIOTS ALL-TIME LEADERS

ALL-TIME LEADING KICKOFF RETURNERS

(BASED ON RETURN YARDAGE)

	Name	Years	No.	Yds	Avg.	LG	TD
1.	Kevin Faulk	1999-2011	180	4,088	22.7	95	2
2.	Ellis Hobbs	2005-08	105	2,913	27.7	108t	3
3.	David Meggett	1995-97	105	2,561	24.4	62	0
4.	Bethel Johnson	2003-05	102	2,557	25.1	93t	2
5.	Larry Garron	1960-68	89	2,299	25.8	95	2
6.	Stephen Starring	1983-87	107	2,259	21.1	53	0
7.	Carl Garrett	1969-72	92	2,251	24.5	63	0
8.	Sammy Martin	1988-91	88	2,012	22.9	95t	1
9.	Troy Brown	1993-2007	87	1,862	21.4	54	0
10.	Mack Herron	1973-75	71	1,796	25.3	92t	1
11.	Raymond Clayborn	1977-89	57	1,538	27.0	101t	3
12.	Ricky Smith	1982-84	67	1,505	22.5	98t	1
13.	Derrick Cullors	1997-98	60	1,471	24.5	86t	1
14.	Jay Cunningham	1965-67	64	1,372	21.4	45	0
15.	Tony Collins	1981-87	65	1,335	20.5	46	0
16.	Jon Vaughn	1991-92	54	1,281	23.7	100t	2
17.	Horace Ivory	1977-81	45	1,191	26.5	98t	1
18.	Brandon Tate	2009-10	45	1,163	25.8	103t	2
19.	Ron Burton	1960-65	46	1,119	24.3	91t	1
20.	Laurence Maroney	2006-09	41	1,062	25.9	77	0
21.	J.D. Garrett	1964-67	48	1,054	22.0	42	0
22.	Ray Crittenden	1993-94	47	938	20.0	44	0
23.	Joe Bellino	1965-67	43	905	21.0	43	0
24.	Allen Carter	1975-76	33	898	27.2	99t	1
25.	Devin McCourty	2010-22	44	888	20.2	104t	1
26.	Deion Branch	2002-05, 10-12	36	863	24.0	63	0
27.	Marvin Allen	1988-91	43	844	19.6	34	0
28.	Allan Clark	1979-80	40	837	20.9	38	0
29.	Gunner Olszewski	2019-21	36	834	23.2	37	0
30.	Willie Porter	1968	36	812	22.6	61	0
31.	Danny Amendola	2013-17	34	799	23.5	81	0
32.	Patrick Pass	2000-06	36	745	20.7	36	0
33.	Cordarrelle Patterson	2018	23	663	28.8	95t	1
34.	Marcus Jones	2022-25	27	645	23.9	46	1
35.	Matthew Slater	2008-23	35	637	18.2	35	0
36.	Julian Edelman	2009-20	30	626	18.2	37	0
37.	Dick Christy	1960	24	617	25.7	46	0
38.	Dion Lewis	2015-17	25	605	24.2	103t	1
39.	Odell Lawson	1970-71	27	593	22.0	52	0
40.	Antonio Gibson	2024-25	21	581	27.7	90t	1
41.	Brandon Bolden	2012-17, 19, 21	26	577	22.2	28	0
42.	Andy Johnson	1974-81	28	544	19.4	41	0
43.	Walter Stanley	1992	29	529	18.2	40	0
44.	Irving Fryar	1984-92	.26	495	19.0	47	0
45.	LeGarrette Blount	2013, 14-16	17	494	29.1	83	0
46.	Jess Phillips	1976-77	20	490	24.5	71	0
47.	Danny Woodhead	2010-12	22	480	21.8	37	0
48.	Jon Williams	1984	23	461	20.0	29	0
49.	Billy Johnson	1966-68	24	453	18.9	36	0
50.	Efton Chism III	2025	16	383	23.0	0	0
51.	Leroy Thompson	1994	18	376	20.9	30	0

TOP 10s

BY KICKOFF RETURNS

	Name	No.
1.	Faulk, K.	180
2.	Starring, S.	107
3.	Hobbs, E.	105
	Meggett, D.	105
5.	Johnson, B.	102
6.	Garrett, C.	92
7.	Garron, L.	89
8.	Martin, S.	88
9.	Brown, T.	87
10.	Herron, M.	71

BY KICKOFF RETURN AVG.

(Minimum 20 Ret.)

	Name	Avg.
1.	Patterson, C.	28.8
2.	Hobbs, E.	27.7
	Gibson, A.	27.7
4.	Carter, A.	27.2
5.	Clayborn, R.	27.0
6.	Ivory, H.	26.5
7.	Maroney, L.	25.9
8.	Garron, L.	25.8
	Tate, B.	25.8
10.	Christy, D.	25.7

PATRIOTS LONGEST PLAYS

RUSHING

	Name	Yards	Opp.	Date
1.	Larry Garron	85t	vs. BUF	10/22/61
2.	Carl Garrett	80t	vs. MIA	11/09/69
3.	Robert Weathers	77	vs. BAL (Colts)	09/04/83
	Ron Burton	77	at DEN	10/23/60
5.	Sam Cunningham	75t	at BUF	10/20/74
6.	Craig James	73	vs. STL (Cards)	12/02/84
	Don Calhoun	73	at STL (Cards)	9/10/78

PASSING

	Name	Yards	Opp.	Date
1.	T. Brady to W. Welker	99t	at MIA	09/12/11
2.	T. Brady to D. Patten	91t	at IND	10/21/01
3.	T. Eason to C. James	90t	at CHI	09/15/85
4.	J. Plunkett to R. Vataha	88t	at BAL (Colts)	12/19/71
5.	T. Sherman to J. Whalen	87t	at NYJ	10/27/68
6.	D. Bledsoe to T. Glenn	86t	at PIT	12/06/98
7.	D. Bledsoe to B. Coates	84t	vs. MIA	11/13/96
8.	T. Brady to S. Vereen	83t	at NYJ	11/22/12

KICKOFF RETURNS

	Name	Yards	Opp.	Date
1.	Ellis Hobbs	108t	at NYJ	09/09/07
2.	Devin McCourty	104t	vs. NYJ	10/21/12
3.	Dion Lewis	103t	at DEN	11/12/17
	Brandon Tate	103t	at MIA	10/04/10
5.	Raymond Clayborn	101t	at BAL (Colts)	12/18/77
6.	Raymond Clayborn	100t	at NYJ	10/02/77
	Jon Vaughn	100t	at CIN	12/20/92
8.	Allen Carter	99t	at BAL (Colts)	12/21/75
	Jon Vaughn	99t	at PHX	09/29/91
10.	Jalen Reagor	98t	at BUF	12/31/23
	Ricky Smith	98t	vs. NYJ	09/19/82
	Horace Ivory	98t	at BAL (Colts)	10/19/80

PUNT RETURNS

	Name	Yards	Opp.	Date
1.	Marcus Jones	94t	vs. NYG	12/01/25
	Julian Edelman	94t	vs. MIA	01/02/11
3.	Mike Haynes	89t	vs. BUF	11/07/76
4.	Marcus Jones	87t	vs. CAR	09/28/25
5.	Troy Brown	85t	vs. CLE	12/09/01
	Irving Fryar	85t	at BUF	09/22/85
7.	Marcus Jones	84t	vs. NYJ	11/20/22
	Julian Edelman	84t	vs. DEN	11/02/14
9.	Danny Amendola	82	at NYG	11/15/15
10.	Stanley Morgan	80t	vs. BAL (Colts)	11/18/79
11.	Irving Fryar	77t	vs. IND	11/10/85
12.	Roland James	75t	vs. NYJ	11/02/80

INTERCEPTION RETURNS

	Name	Yards	Opp.	Date
1.	Jimmy Hitchcock	100t	vs. MIA	11/23/97
2.	Rick Sanford	99t	at CHI	12/05/82
3.	Bob Suci	98t	vs. HOU (Oilers)	11/01/63
4.	Darius Butler	91t	at HOU	01/03/10
5.	Victor Green	90t	at NYJ	09/15/02
6.	J.C. Jackson	88t	at CAR	11/07/21
7.	Alfonzo Dennard	87t	vs. IND	11/18/12
	Ron Hall	87	at DEN	09/18/66
9.	Raymond Clayborn	85	at CLE	10/07/84
10.	Devin McCourty	84t	at BUF	10/29/18

PUNTS

	Name	Yards	Opp.	Date
1.	Shawn McCarthy	93	at BUF	11/03/91
2.	Luke Prestridge	89	vs. MIA	10/21/84
3.	Bob Scarpito	87	at DEN	09/29/68
4.	Luke Prestridge	82	vs. NYJ	10/28/84
5.	Bryce Baringer	79	vs. IND	11/12/23
6.	Rich Camarillo	76	vs. NYJ	09/19/82
	Lee Johnson	76	at CIN	09/09/01
7.	Bryce Baringer	75	at CHI	11/10/24
	Rich Camarillo	75	at CHI	09/15/85

FIELD GOALS

	Name	Yards	Opp.	Date
1.	Joey Slye	63	at SF	9/29/24
2.	Stephen Gostkowski	62	at OAK	11/19/17*
3.	Andy Borregales	59	vs. MIA	01/04/26**
4.	Stephen Gostkowski	58	vs. CAR	10/01/17
5.	Stephen Gostkowski	57	at DAL	10/11/15
	Adam Vinatieri	57	at CHI	11/10/02
7.	Chad Ryland	56	at DEN	12/24/23
8.	Adam Vinatieri	55	at STL	12/13/98
	Matt Bahr	55	at MIA	11/12/95
10.	Joey Slye	54	vs. IND	12/1/24
	Joey Slye	54	at SF	9/29/24
	Nick Folk	54	at LV	12/18/22
	Stephen Gostkowski	54	at NYG	11/15/15
	Stephen Gostkowski	54	vs. NO	10/13/13
	Adam Vinatieri	54	vs. CLE	12/09/01
16.	Andy Borregales	53	at MIA	09/14/25
	Nick Folk	53	at ATL	11/18/21
	Stephen Gostkowski	53	at ARZ	09/11/16
	Stephen Gostkowski	53	at BUF	10/12/14
	Stephen Gostkowski	53	at HOU	12/01/13
	Stephen Gostkowski	53	vs. TB	09/22/13
	Stephen Gostkowski	53	vs. ARZ	09/16/12
	Stephen Gostkowski	53	at DEN	10/11/09
	Adam Vinatieri	53	vs. KC	12/04/00
	Jason Staurovsky	53	vs. SEA	10/07/90
	Gino Cappelletti	53	at NYJ	11/28/65

***Game played in Mexico City**
****Longest field goal in Gillette Stadium history**

OPPONENTS LONGEST PLAYS

RUSHING

	Name	Yards	Opp.	Date
1.	Melvin Gordon	87t	vs. LAC	10/29/17
	Jack Larscheid	87t	at OAK	10/16/60
3.	Thurman Thomas	80t	at BUF	11/18/90
	O.J. Simpson	80t	vs. BUF	09/16/73
5.	Justin Jackson	75	at LAC	10/31/21
	Tony Dorsett	75t	vs. DAL	09/21/81

PASSING

	Name	Yards	Opp.	Date
1.	George Shaw to Jerry Tarr	97t	vs. DEN	09/21/62
2.	Len Dawson to Frank Pitts	90t	at KC	11/17/68
3.	Ken O'Brien to Wesley Walker	88t	at NYJ	11/24/85
4.	E. Manning to O. Beckham Jr.	82t	at NYG	11/15/15
5.	S. DeBerg to S. Paige	86t	vs. KC	12/02/90
	C. Grosscup to D. Maynard	86t	at NY(Titans)	10/06/62

KICKOFF RETURNS

	Name	Yards	Opp.	Date
1.	Charlie Warner	102t	vs. BUF	11/07/65
2.	Nyheim Hines	101t	at BUF	01/08/23
3.	Terrence McGee	98t	at BUF	10/03/04
4.	Kene Nwangwu	97t	at MIN	11/24/22
	Tremon Smith	97	vs. KC	10/14/18
6.	Nyheim Hines	96t	at BUF	01/08/23
	Mercury Morris	96t	at MIA	12/06/70
6.	C.J. Spiller	95t	vs. BUF	09/26/10
8.	Mercury Morris	94t	vs. MIA	12/05/71

PUNT RETURNS

	Name	Yards	Opp.	Date
1.	Parker Washington	96t	at JAC	10/02/24
2.	Darren Sproles	83t	vs. PHI	12/06/15
3.	Adam Jones	81t	at TEN	12/31/06
4.	Chris Gamble	76	at CAR	09/18/05
	Andre Hastings	76	at NO	10/04/98
	Goldie Sellers	76t	at KC	11/17/68
	Eugene Mingo	76t	vs. DEN	09/09/60
8.	Mike Nelms	75t	at WAS	10/25/81
	Nesby Glasgow	75t	vs. BAL (Colts)	11/18/79

INTERCEPTION RETURNS

	Name	Yards	Opp.	Date
1.	Bryant Westbrook	101t	at DET	11/23/00
2.	Malcolm Jenkins	99t	vs. PHI	12/06/15
3.	Dick Anderson	94t	vs. MIA	11/24/68
4.	Ray Buchanan	90t	vs. IND	12/11/94
5.	Lawrence Timmons	89	vs. PIT	11/30/08
6.	Al Harris	84	at PHI	12/19/99
7.	Leroy Irvin	80	vs. LAR	11/16/80
8.	Kenny Young	79t	at LAR	12/10/20

PUNTS

	Name	Yards	Opp.	Date
1.	Andy Lee	82	at SF	10/05/08
2.	Bob Parsons	81	at CHI	12/05/82
3.	Ryan Rehkow	80	at CIN	09/08/24
4.	Johnny Hekker	76	vs. LAR	12/04/16
	Joe Prokop	76	vs. NYJ	11/05/89
6.	James Fraser	75	at DEN	11/11/62
	Brian Moorman	75	vs. BUF	09/23/07

FIELD GOALS

	Name	Yards	Opp.	Date
1.	Evan McPherson	63	at CIN	11/23/25
2.	Michael Koenen	58	at ATL	10/09/05
3.	David Akers	57	at PHI	09/14/03
4.	Chris Boswell	56	at PIT	12/07/23
	Jake Elliott	56	vs. PHI	09/10/23
	Justin Tucker	56	vs. BALT.	09/25/22
7.	Nick Folk	55	vs. NYJ	10/25/15
8.	Evan McPherson	54	at CIN	11/23/25
	Blake Grupe	54	at NO	10/12/25
	Jason Sanders	54	vs. MIA	10/06/24
	Harrison Butker	54	vs. KC	12/17/23
	Blake Grupa	54	vs. NO	10/08/23
	Brandon McManus	54	vs. DEN	10/18/20
	Nick Folk	54	vs. NYJ	10/21/12
	Mike Nugent	54	vs. CIN	09/12/10
	Morten Anderson	54	at ATL	10/01/95
	Norm Johnson	54	at ATL	11/29/92
	Dean Biasucci	54	vs IND	11/11/90
19.	Blake Grupa	53	vs. NO	10/08/23
	Adam Vinatieri	53	vs. IND	10/04/18
	Josh Brown	53	at NYG	11/15/15

FIELD GOALS (CONT.)

Caleb Sturgis	53	vs. MIA	12/14/14
Adam Vinatieri	53	at IND	11/16/14
Ryan Lindell	53	vs. BUF	09/10/06
Olindo Mare	53	vs. MIA	10/17/99
Jason Elam	53	at DEN	09/07/98
Pat Leahy	53	vs. NYJ	10/20/85
Uwe von Schamann	53	vs. MIA	10/21/79
29. Riley Patterson	52	vs. MIA	01/04/26
Greg Zuerlein	52	vs. NYJ	09/24/23
Chris Boswell	52	at PIT	09/18/22
Brandon McManus	52	vs. DEN	10/18/20
Dan Carpenter	52	vs. BUF	11/23/15
Caleb Sturgis	52	vs. MIA	10/27/13
Dan Carpenter	52	vs. MIA	11/08/09
Adam Vinatieri	52	at IND	11/02/08
Rian Lindell	52	at BUF	11/18/07
John Kasay	52	at CAR	09/18/05
Neil Rackers	52	at ARZ	09/19/04
Pat Leahy	52	vs. NYJ	10/20/85
Raul Allegre	52	vs. BAL (Colts)	09/04/83
Raul Allegre	52	at BAL (Colts)	10/09/83
Uwe von Schamann	52	vs. MIA	11/13/83
Chris Bahr	52	at CIN	10/15/78

YEAR-BY-YEAR LEADERS

YEAR-BY-YEAR LEADING SCORERS

YR	PLAYER	TD	PAT	FG	Total
1960	Gino Cappelletti	0	30#	8	60
1961	Gino Cappelletti	8	48	$17	$147
1962	Gino Cappelletti	5	38	20	128
1963	Gino Cappelletti	2	35	$22	$113
1964	Gino Cappelletti	7	36#	$25	$155
1965	Gino Cappelletti	9	27	17	$132
1966	Gino Cappelletti	6	35	16	$119
1967	Gino Cappelletti	3	29	16	95
1968	Gino Cappelletti	2	26	15	83
1969	Gino Cappelletti	0	26	14	68
1970	Jim Nance	7	0	0	42
1971	Charlie Gogolak	0	28	12	64
1972	Carl Garrett	5	0	0	30
1973	Jeff White	0	21	14	63
1974	John Smith	0	42	16	90
1975	John Smith	0	33	9	60
1976	John Smith	0	42	15	87
1977	John Smith	0	33	15	78
1978	Horace Ivory	11	0	0	66
1979	John Smith	0	46	23	*115
1980	John Smith	0	51	26	*129
1981	John Smith	0	37	15	82
1982	John Smith	0	6	5	21
1983	Tony Collins	10	0	0	60
1984	Tony Franklin	0	42	22	108
1985	Tony Franklin	0	40	24	112
1986	Tony Franklin	0	44	*32	*140
1987	Tony Franklin	0	37	15	82
1988	Robert Perryman	6	0	0	36
1989	Greg Davis	0	13	16	61
1990	Jason Staurovsky	0	19	16	67
1991	Jason Staurovsky	0	10	13	49
1992	Charlie Baumann	0	22	11	55
1993	Scott Sisson	0	15	14	57
1994	Matt Bahr	0	36	27	117
1995	Matt Bahr	0	27	23	96
1996	Adam Vinatieri	0	39	27	120
1997	Adam Vinatieri	0	40	25	115
1998	Adam Vinatieri	0	32	31	127
1999	Adam Vinatieri	0	29	26	107
2000	Adam Vinatieri	0	25	27	106
2001	Adam Vinatieri	0	41	24	113
2002	Adam Vinatieri	0	36	27	117
2003	Adam Vinatieri	0	37	25	112
2004	Adam Vinatieri	0	48	*31	*141
2005	Adam Vinatieri	0	40	20	100
2006	Stephen Gostkowski	0	43	20	103
2007	Randy Moss	23	0	0	138
2008	Stephen Gostkowski	0	40*	*36	*148
2009	Stephen Gostkowski	0	47	26	125
2010	BenJarvus Green-Ellis	13	0	0	78
2011	Stephen Gostkowski	0	59	28	143
2012	Stephen Gostkowski	0	66*	29	*153
2013	Stephen Gostkowski	0	44	*38	*158
2014	Stephen Gostkowski	0	51	*35	*156
2015	Stephen Gostkowski	0	52	33	*151
2016	Stephen Gostkowski	0	46	27	127
2017	Stephen Gostkowski	0	45	37	146
2018	Stephen Gostkowski	0	49	27	130
2019	Nick Folk	0	12	14	54
2020	Nick Folk	0	30	26	108
2021	Nick Folk	0	42	36	**150
2022	Nick Folk	0	32	32	128
2023	Chad Ryland	0	24	16	72
2024	Joey Slye	0	25	26	103
2025	Andy Borregales	0	53	27	134

 # -Also made three 2-point conversions

***NFL Leader** **$AFL Leader** ****Tied for NFL Lead**

YEAR-BY-YEAR LEADING RUSHERS

YR	PLAYER	ATT	YDS	AVG	LG	TD
1960	Alan Miller	101	416	4.2	33	2
1961	Billy Lott	100	461	4.6	38	5
1962	Ron Burton	134	548	4.1	59	2
1963	Larry Garron	179	750	4.2	47t	2
1964	Larry Garron	183	585	3.2	16	2
1965	Jim Nance	111	321	2.9	20	5
1966	Jim Nance	*299	*1458	4.9	65t	*11
1967	Jim Nance	*269	*1216	4.5	53	*7
1968	Jim Nance	177	593	3.4	30t	4
1969	Jim Nance	193	750	3.9	43	6
1970	Jim Nance	145	522	3.6	21	7
1971	Carl Garrett	181	784	4.3	38	1
1972	Josh Ashton	128	546	4.3	35	3
1973	Sam Cunningham	155	516	3.3	25	4
1974	Mack Herron	231	824	3.6	28	7
1975	Sam Cunningham	169	666	3.9	17	6
1976	Sam Cunningham	172	824	4.8	24	3
1977	Sam Cunningham	270	1015	3.8	31t	4
1978	Sam Cunningham	199	768	3.9	52t	8
1979	Sam Cunningham	159	563	3.5	27	5
1980	Vagas Ferguson	211	818	3.9	44	2
1981	Tony Collins	204	873	4.3	29	7
1982	Tony Collins	164	632	3.9	54	1
1983	Tony Collins	219	1049	4.8	50t	10
1984	Craig James	160	790	4.9	73	1
1985	Craig James	263	1227	4.7	65t	5
1986	Craig James	154	427	2.8	16	4
1987	Tony Collins	147	474	3.2	19	3
1988	John Stephens	297	1168	3.9	52	4
1989	John Stephens	244	833	3.4	35t	7
1990	John Stephens	212	808	3.8	26	2
1991	Leonard Russell	266	959	3.6	24	4
1992	Jon Vaughn	113	451	4.0	36	1
1993	Leonard Russell	300	1088	3.6	21	7
1994	Marion Butts	243	703	2.9	26	8
1995	Curtis Martin	368	1487	4.0	49	14
1996	Curtis Martin	316	1152	3.6	57	14
1997	Curtis Martin	274	1160	4.2	70t	4
1998	Robert Edwards	291	1115	3.8	53	9
1999	Terry Allen	254	896	3.5	39	8
2000	Kevin Faulk	164	570	3.5	18	4
2001	Antowain Smith	287	1157	4.0	44	12
2002	Antowain Smith	252	982	3.9	42t	6
2003	Antowain Smith	182	642	3.5	30	3
2004	Corey Dillon	345	1635	4.7	44	12
2005	Corey Dillon	209	733	3.5	29	12
2006	Corey Dillon	199	812	4.1	50	13
2007	Laurence Maroney	185	835	4.5	59t	6
2008	Sammy Morris	156	727	4.7	35	7
2009	Laurence Maroney	194	757	3.9	45t	9
2010	BenJarvus Green-Ellis	229	1008	4.4	33t	13
2011	BenJarvus Green-Ellis	181	667	3.7	18	11
2012	Stevan Ridley	290	1263	4.4	41	12
2013	Stevan Ridley	178	773	4.3	29	7
2014	Jonas Gray	89	412	4.6	20	5
2015	LeGarrette Blount	165	703	4.3	38t	6
2016	LeGarrette Blount	299	1161	3.9	44	18
2017	Dion Lewis	180	896	5.0	44	6
2018	Sony Michel	209	931	4.5	34t	6
2019	Sony Michel	247	912	3.7	26	7
2020	Damien Harris	137	691	5.0	41	2
2021	Damien Harris	202	929	4.6	64t	15
2022	Rhamondre Stevenson	210	1040	5.0	49	5
2023	Ezekiel Elliott	184	642	3.5	17	3
2024	Rhamondre Stevenson	207	801	3.9	33t	7
2025	TreVeyon Henderson	180	911	5.1	69t	9

***AFL Leader**

YEAR-BY-YEAR LEADERS

YEAR-BY-YEAR LEADING PASSERS

YR	PLAYER	ATT	CMP	PCT.	YDS	TD	LG	INT
1960	Butch Songin	392	187	47.7	2476	22	78	15
1961	Butch Songin	212	98	46.2	1429	14	58t	9
1962	Babe Parilli	253	140	55.3	1988	18	67t	8
1963	Babe Parilli	337	153	45.4	2345	13	77t	24
1964	Babe Parilli	473	228	48.2	**3465	**31	80t	**27
1965	Babe Parilli	426	173	40.6	2597	18	73t	26
1966	Babe Parilli	382	181	47.4	2721	20	63t	20
1967	Babe Parilli	344	161	46.8	2317	19	79t	24
1968	Tom Sherman	226	90	39.8	1199	12	87t	16
1969	Mike Taliaferro	331	160	48.3	2160	19	77	18
1970	Joe Kapp	219	98	44.7	1104	3	48	17
1971	Jim Plunkett	328	158	48.2	2158	19	88t	16
1972	Jim Plunkett	355	169	47.6	2196	8	62	25
1973	Jim Plunkett	376	193	51.3	2550	13	64	17
1974	Jim Plunkett	352	173	49.1	2457	19	69t	22
1975	Steve Grogan	274	139	50.7	1976	11	62t	18
1976	Steve Grogan	302	145	48.0	1903	18	58t	20
1977	Steve Grogan	305	160	52.5	2162	17	68	21
1978	Steve Grogan	362	181	50.0	2824	15	75t	23
1979	Steve Grogan	423	206	48.7	3286	28	63t	20
1980	Steve Grogan	306	175	57.2	2475	18	71	22
1981	Steve Grogan	216	117	54.2	1859	7	76t	16
1982	Steve Grogan	122	66	54.1	930	7	62t	4
1983	Steve Grogan	303	168	55.4	2411	15	76t	12
1984	Tony Eason	431	259	60.1	3228	23	76t	8
1985	Tony Eason	299	168	56.2	2156	11	90t	17
1986	Tony Eason	448	276	61.6	3328	19	49	10
1987	Steve Grogan	161	93	57.8	1183	10	40	9
1988	Doug Flutie	179	92	51.4	1150	8	80t	10
1989	Steve Grogan	261	133	51.0	1697	9	55t	14
1990	Marc Wilson	265	139	52.5	1625	6	36	11
1991	Hugh Millen	409	246	60.1	3073	9	60t	18
1992	Hugh Millen	203	124	61.1	1203	8	39	10
1993	Drew Bledsoe	429	214	49.9	2494	15	54t	15
1994	Drew Bledsoe	*691	*400	57.9	*4555	25	62t	*27
1995	Drew Bledsoe	*636	323	50.8	3507	13	47t	16
1996	Drew Bledsoe	*623	*373	59.9	4086	27	84t	15
1997	Drew Bledsoe	522	314	60.2	3706	28	76	15
1998	Drew Bledsoe	481	263	54.7	3633	20	86t	14
1999	Drew Bledsoe	539	305	56.6	3985	19	68t	21
2000	Drew Bledsoe	531	312	58.8	3291	17	59	13
2001	Tom Brady	413	264	63.9	2843	18	91t	12
2002	Tom Brady	601	373	62.1	3764	*28	49t	14
2003	Tom Brady	527	317	60.2	3620	23	82t	12
2004	Tom Brady	474	288	60.8	3692	28	50	14
2005	Tom Brady	530	334	63.0	*4110	26	71	14
2006	Tom Brady	516	319	61.8	3529	24	62t	12
2007	Tom Brady	578	398	*68.9	*4806	*50	69t	8
2008	Matt Cassel	516	327	63.4	3693	21	76t	11
2009	Tom Brady	565	371	65.7	4398	28	81t	13
2010	Tom Brady	492	324	65.9	3900	*36	79t	4
2011	Tom Brady	611	401	65.6	5235	39	99t	12
2012	Tom Brady	637	401	63.0	4827	34	83t	8
2013	Tom Brady	628	380	60.5	4343	25	81t	11
2014	Tom Brady	582	373	64.1	4109	33	69t	9
2015	Tom Brady	624	402	64.4	4770	*36	76t	7
2016	Tom Brady	432	291	67.4	3554	28	79t	2
2017	Tom Brady	581	385	66.3	*4577	32	64t	8
2018	Tom Brady	570	375	65.8	4355	29	63t	11
2019	Tom Brady	613	373	60.8	4057	24	59	8
2020	Cam Newton	368	242	65.8	2657	8	50	10
2021	Mac Jones	521	352	67.6	3801	22	75t	13
2022	Mac Jones	442	288	65.2	2997	14	48t	11
2023	Mac Jones	345	224	64.9	2120	10	58t	12
2024	Drake Maye	338	225	66.6	2276	15	40t	10
2025	Drake Maye	492	354	*72.0	4394	31	72t	8

*NFL Leader **AFL Leader

YEAR-BY-YEAR LEADING RECEIVERS

YR	PLAYER	NO.	YDS	AVG	LG	TD
1960	Jim Colclough	49	666	13.6	61	9
1961	Gino Cappelletti	45	768	17.1	53	8
1962	Jim Colclough	40	868	21.7	78t	10
	Ron Burton	40	461	11.5	69	4
1963	Jim Colclough	42	693	16.5	56t	3
1964	Gino Cappelletti	49	865	17.7	58t	7
1965	Jim Colclough	40	677	16.9	41	3
1966	Art Graham	51	673	13.2	42	4
1967	Art Graham	41	606	14.8	79t	4
1968	Jim Whalen (TE)	47	718	15.3	87t	7
1969	Carl Garrett (RB)	29	267	9.2	34	2
1970	Ron Sellers	38	550	14.5	48	4
1971	Randy Vataha	51	872	17.1	88t	9
1972	Reggie Rucker	44	681	15.5	62	3
1973	Reggie Rucker	53	743	14.0	64	3
1974	Mack Herron (RB)	38	474	12.5	48	5
1975	Randy Vataha	46	720	15.7	47	6
1976	Andy Johnson (RB)	29	343	11.8	53	4
1977	Sam Cunningham (RB)	42	370	8.8	35	1
1978	Russ Francis (TE)	39	543	13.9	53	4
1979	Harold Jackson	45	1013	22.5	59	7
1980	Stanley Morgan	45	991	22.0*	71	6
1981	Don Hasselbeck (TE)	46	808	17.6	51	6
1982	Stanley Morgan	28	584	20.9	75t	3
1983	Stanley Morgan	58	863	14.9	50t	2
1984	Derrick Ramsey (TE)	66	792	12.0	34	7
1985	Tony Collins (RB)	52	549	10.6	49	2
1986	Stanley Morgan	84	1491	17.8	44t	10
1987	Tony Collins (RB)	44	347	7.9	29	3
1988	Reggie Dupard (RB)	34	232	6.8	15	0
1989	Eric Sievers (TE)	54	615	11.4	46	0
1990	Irving Fryar	54	856	15.9	56	4
1991	Marv Cook (TE)	82	808	9.9	49	3
1992	Irving Fryar	55	791	14.4	54t	4
1993	Ben Coates (TE)	53	659	12.4	54t	8
1994	Ben Coates (TE)	96	1174	12.2	62t	7
1995	Ben Coates (TE)	84	915	10.9	35	6
1996	Terry Glenn	90	1132	12.6	37t	6
1997	Ben Coates (TE)	66	737	11.2	35	8
1998	Ben Coates (TE)	67	668	10.0	33	6
1999	Terry Glenn	69	1147	16.6	67	4
2000	Troy Brown	83	944	11.4	44t	4
2001	Troy Brown	101	1199	11.9	60t	5
2002	Troy Brown	97	890	9.2	38	3
2003	Deion Branch	57	803	14.1	66t	3
2004	David Givens	56	874	15.6	50	3
2005	Deion Branch	78	998	12.8	51	5
2006	Reche Caldwell	61	760	12.5	62t	4
2007	Wes Welker	112*	1175	10.5	42	8
2008	Wes Welker	111	1165	10.5	64	3
2009	Wes Welker	123*	1348	11.0	58	4
2010	Wes Welker	86	848	9.9	35	7
2011	Wes Welker	122*	1569	12.9	99t	9
2012	Wes Welker	118	1354	11.5	59	6
2013	Julian Edelman	105	1056	10.1	44	6
2014	Julian Edelman	92	972	10.6	69t	4
2015	Rob Gronkowski (TE)	72	1176	16.3	76t	11
2016	Julian Edelman	98	1106	11.3	77t	3
2017	Rob Gronkowski (TE)	69	1084	15.7	53t	8
2018	James White (RB)	87	751	8.6	42	7
2019	Julian Edelman	100	1117	11.2	44	6
2020	Jakobi Meyers	59	729	12.4	35	0
2021	Jakobi Meyers	83	866	10.4	39	2
2022	Rhamondre Stevenson	69	421	6.1	40	1
2023	Ezekiel Elliott	51	313	6.1	23	2
2024	Hunter Henry (TE)	66	674	10.2	35	2
2025	Stefon Diggs	85	1013	11.9	34	4

*NFL Leader

YEAR-BY-YEAR LEADERS

YEAR-BY-YEAR NET YARDS FROM SCRIMMAGE

YR	PLAYER	TOTAL YDS	RUSH	REC.
1960	Alan Miller	700	416	284
1961	Jim Colcough	794	37	757
	Billy Lott	794	461	333
1962	Ron Burton	1009	548	461
1963	Larry Garron	1168	750	418
1964	Larry Garron	935	585	350
1965	Gino Cappelletti	680	0	680
1966	Jim Nance	1561**	1458**	103
1967	Jim Nance	1412	1216	196
1968	Jim Whalen	718	0	718
1969	Carl Garrett	958	691	267
1970	Jim Nance	670	522	148
1971	Carl Garrett	1049	784	265
1972	Carl Garrett	898	488	410
1973	Reggie Rucker	742	-1	743
1974	Mack Herron	1298	824	474
1975	Sam Cunningham	919	666	253
1976	Sam Cunningham	1123	824	474
1977	Sam Cunningham	1385	1015	370
1978	Sam Cunningham	1065	768	297
1979	Stanley Morgan	1041	39	1002
1980	Stanley Morgan	1027	36	991
1981	Tony Collins	1105	873	232
1982	Tony Collins	819	632	187
1983	Tony Collins	1306	1049	257
1984	Craig James	949	790	159
1985	Craig James	1587	1227	360
1986	Stanley Morgan	1491	0	1491
1987	Tony Collins	821	474	347
1988	John Stephens	1266	1168	98
1989	John Stephens	1040	833	207
1990	John Stephens	1004	808	196
1991	Leonard Russell	1040	959	81
1992	Irving Fryar	797	6	791
1993	Leonard Russell	1333	1088	245
1994	Ben Coates	1174	0	1174
1995	Curtis Martin	1748	1487	261
1996	Curtis Martin	1485	1152	333
1997	Curtis Martin	1456	1160	296
1998	Robert Edwards	1446	1115	331
1999	Terry Glenn	1147	0	1147
2000	Kevin Faulk	1035	570	465
2001	Antowain Smith	1349	1157	192
2002	Antowain Smith	1225	982	243
2003	Kevin Faulk	1078	638	440
2004	Corey Dillon	1738	1635	103
2005	Deion Branch	998	0	998
2006	Corey Dillon	959	812	147
2007	Randy Moss	1493	0	1493
2008	Wes Welker	1191	26	1165
2009	Wes Welker	1384	36	1348
2010	BenJarvus Green-Ellis	1093	1008	85
2011	Wes Welker	1599	30	1569
2012	Wes Welker	1374	20	1354
2013	Julian Edelman	1067	11	1056
2014	Rob Gronkowski	1124	0	1124
2015	Rob Gronkowski	1176	0	1176
2016	LeGarrette Blount	1199	1161	38
2017	Brandin Cooks	1122	40	1082
2018	James White	1176	425	751
2019	Julian Edelman	1144	27	1117
2020	Damien Harris	743	691	52
2021	Damien Harris	1061	929	132
2022	Rhamondre Stevenson	1461	1040	421
2023	Ezekiel Elliott	955	642	313
2024	Rhamondre Stevenson	969	801	168
2025	TreVeyon Henderson	1132	911	221

YEAR-BY-YEAR LEADING INTERCEPTORS

YR	PLAYER	NO.	YDS	AVG	LG	TD
1960	Gino Cappelletti	4	68	17.0	24	0
	Harry Jacobs	4	26	6.5	14	0
1961	Don Webb	5	153	30.6	59	2
1962	Ross O'Hanley	5	83	16.6	28	0
1963	Bob Suci	7	277	39.6	98	2
1964	Ron Hall	11	148	13.5	50	0
1965	Ron Hall	3	35	11.7	29	0
	Nick Buoniconti	3	31	10.3	26	0
1966	Ron Hall	6	159	26.5	87	0
1967	Nick Buoniconti	4	7	1.8	7	0
	Don Webb	4	91	22.8	41	0
1968	Leroy Mitchell	7	41	5.9	20	0
1969	Larry Carwell	4	114	28.5	38	0
	John Charles	4	46	11.5	25t	1
	Ed Philpott	4	37	9.2	16	0
1970	Daryl Johnson	2	51	25.5	42	0
1971	Larry Carwell	5	72	14.4	53t	1
1972	Honor Jackson	4	133	33.3	55	0
1973	Ron Bolton	6	65	10.8	56	0
1974	Ron Bolton	7	18	2.6	10	0
1975	Ron Bolton	5	33	6.6	15	0
1976	Mike Haynes	8	90	11.3	28	0
1977	Mike Haynes	5	54	10.8	22	0
1978	Mike Haynes	6	123	20.5	50	1
1979	Raymond Clayborn	5	56	11.2	27	0
1980	Raymond Clayborn	5	87	17.4	29	0
1981	Rick Sanford	3	28	9.3	21	0
	Tim Fox	3	20	6.7	20	0
1982	Mike Haynes	4	26	6.5	26	0
1983	Rick Sanford	7	24	3.4	16	0
1984	Raymond Clayborn	3	102	34.0	85	0
1985	Fred Marion	7	189	27.0	83	0
1986	Ronnie Lippett	8	76	9.5	43	0
1987	Fred Marion	4	53	13.3	25	0
1988	Raymond Clayborn	4	65	16.3	31	0
	Fred Marion	4	47	11.8	22	0
	Roland James	4	30	7.5	22	0
1989	Maurice Hurst	5	31	6.2	16t	1
1990	Maurice Hurst	4	61	15.3	36	0
	Ronnie Lippett	4	94	23.5	73	0
	Fred Marion	4	17	4.3	16	0
1991	Maurice Hurst	3	21	7.0	21	0
1992	Jerome Henderson	3	43	14.3	34	0
	Maurice Hurst	3	29	9.7	27	0
1993	Maurice Hurst	4	53	13.3	24	0
1994	Maurice Hurst	7	68	9.7	24	0
1995	Vincent Brown	4	1	0.3	1	0
1996	Willie Clay	4	50	12.5	35	0
1997	Willie Clay	6	109	18.2	53t	1
1998	Ty Law	9*	133	14.8	59t	1
1999	Lawyer Milloy	4	17	4.3	17	0
2000	Ty Law	2	32	16.0	32	0
	Lawyer Milloy	2	2	1.0	2	0
	Tebucky Jones	2	20	10.0	20	0
2001	Otis Smith	5	181	36.2	78t	2*
2002	Ty Law	4	33	8.3	29	0
	Terrell Buckley	4	50	12.5	39	0
2003	Ty Law	6	112	18.7	65t	1
	Tyrone Poole	6	81	13.5	44	0
2004	Eugene Wilson	4	51	12.8	24	0
2005	Asante Samuel	3	15	5.0	15	0
	Ellis Hobbs	3	8	2.7	8	0
2006	Asante Samuel	10t*	120	12.0	33	0
2007	Asante Samuel	6	89	14.8	42	1
2008	Brandon Meriweather	4	25	6.3	19	0
2009	Brandon Meriweather	5	149	29.8	56	1
	Leigh Bodden	5	60	12.0	53t	1
2010	Devin McCourty	7	110	15.7	50	1
2011	Kyle Arrington	7t*	92	13.1	28	0
2012	Devin McCourty	5	53	10.6	34	0
2013	Logan Ryan	5	82	16.4	79t	1
2014	Devin McCourty	2	70	35.0	60	0
	Darrelle Revis	2	0	0.0	0	0
	Logan Ryan	2	0	0.0	0	0
	Jamie Collins Sr.	2	0	0.0	0	0
2015	Logan Ryan	4	39	9.8	25	0
2016	Malcolm Butler	4	28	7.0	21	0
2017	Duron Harmon	4	12	3.0	12	0
2018	Duron Harmon	4	0	0.0	0	0
2019	Stephon Gilmore	6t*	126	21.0	64	2*
2020	J.C. Jackson	9	80	8.9	30	0
2021	J.C. Jackson	8	92	11.5	88t	1
2022	Jonathan Jones	4	89	22.3	55	1
	Devin McCourty	4	66	16.5	36	0
2023	Kyle Dugger	2	35	17.5	20	0
	Jabrill Peppers	2	33	16.5	32	0
	Jahlani Tavai	2	2	1.0	2	0
2024	Christian Gonzalez	2	2	1.0	2	0
2025	Jaylinn Hawkins	4	1	0.3	1	0

***NFL Leader**

YEAR-BY-YEAR LEADERS

YEAR-BY-YEAR SACK LEADERS

YR	PLAYER	SACKS
1960	Jack Rudolph, LB	3.0
1961	Rommie Loudd, LB	7.0
1962	Larry Eisenhauer, DE	5.5
1963	Larry Eisenhauer, DE	9.0
1964	Larry Eisenhauer, DE	7.5
1965	Larry Eisenhauer, DE	9.5
1966	Jim Lee Hunt, DT	9.0
1967	Houston Antwine, DT	6.0
1968	Houston Antwine, DT	7.5
1969	Houston Antwine, DT	5.0
1970	Ron Berger, DE	9.0
1971	Steve Kiner, LB	6.5
1972	Julius Adams, DE	4.0
1973	Julius Adams, DE	8.0
1974	Julius Adams, DE	8.0
1975	Tony McGee, DE	9.0
1976	Tony McGee, DE	9.5
1977	Tony McGee, DE	12.0
1978	Tony McGee, DE	11.5
1979	Tony McGee, DE	10.5
1980	Julius Adams, DE	9.0
1981	Tony McGee, DE	5.5
1982	Don Blackmon, LB	4.5
1983	Andre Tippett, LB	8.5
1984	Andre Tippett, LB	18.5
1985	Andre Tippett, LB	16.5
1986	Garin Veris, DE	11.0
1987	Andre Tippett, LB	12.5
1988	Brent Williams, DE	8.0
1989	Brent Williams, DE	8.0
1990	Brent Williams, DE	6.0
1991	Andre Tippett, LB	8.5
1992	Andre Tippett, LB	7.0
1993	Chris Slade, LB	9.0
1994	Chris Slade, LB	9.5
1995	Willie McGinest, DE	11.0
1996	Willie McGinest, DE	9.5
1997	Chris Slade, LB	9.0
1998	Henry Thomas, DT	6.5
1999	Willie McGinest, DE	9.0
2000	Willie McGinest, DE	6.0
	Greg Spires, DE	6.0
2001	Bobby Hamilton, DL	7.0
2002	Richard Seymour, DL	5.5
	Willie McGinest, LB	5.5
2003	Mike Vrabel, LB	9.5
2004	Willie McGinest, LB	9.5
2005	Rosevelt Colvin, LB	7.0
2006	Rosevelt Colvin, LB	8.5
2007	Mike Vrabel, LB	12.5
2008	Richard Seymour, DL	8.0
2009	Tully Banta-Cain LB	10.0
2010	Mike Wright, DL	5.5
2011	Mark Anderson, DE	10.0
	Andre Carter, DE	10.0
2012	Rob Ninkovich, DL	8.0
2013	Chandler Jones, DE	11.5
2014	Rob Ninkovich, DL	8.0
2015	Chandler Jones, DE	12.5
2016	Trey Flowers, DL	7.0
2017	Trey Flowers, DL	6.5
2018	Trey Flowers, DL	7.5
2019	Jamie Collins Sr., LB	7.0
2020	Chase Winovich, DL	5.5
2021	Matthew Judon, LB	12.5
2022	Matthew Judon, LB	15.5
2023	Christian Barmore, DL	8.5
2024	Keion White, DE	5.0
	Deatrich Wise Jr., DE	5.0
2025	Harold Landry III	8.5

YEAR-BY-YEAR LEADING PUNTERS

YR	PLAYER	NO.	YDS	AVG	LG
1960	Tom Greene	61	2235	36.9	66
1961	Tom Yewcic	64	2406	37.6	64
1962	Tom Yewcic	69	2654	38.5	56
1963	Tom Yewcic	73	2880	38.9	65
1964	Tom Yewcic	73	2787	38.2	63
1965	Tom Yewcic	76	3094	40.7	70
1966	Jim Fraser	55	2044	37.2	68
1967	Terry Swanson	65	2632	40.5	62
1968	Terry Swanson	62	2449	39.5	57
1969	Tom Janik	70	2903	41.5	56
1970	Tom Janik	86	3364	39.1	57
1971	Tom Janik	87	3249	37.3	58
1972	Pat Studstill	75	2859	38.1	57
1973	Bruce Barnes	55	2134	38.8	53
1974	Bruce Barnes	45	1604	35.6	50
1975	Mike Patrick	83	3223	38.8	62
1976	Mike Patrick	67	2688	40.1	52
1977	Mike Patrick	65	2354	36.2	64
1978	Jerrel Wilson	54	1921	35.6	57
1979	Eddie Hare	83	3038	36.6	58
1980	Mike Hubach	63	2392	38.0	69
1981	Rich Camarillo	47	1959	41.7	75
1982	Rich Camarillo	49	2140	43.7	76
1983	Rich Camarillo	81	3615	44.6	70
1984	Rich Camarillo	48	2020	42.1	61
1985	Rich Camarillo	92	3953	43.0	75
1986	Rich Camarillo	89	3746	42.1	64
1987	Rich Camarillo	62	2489	40.1	73
1988	Jeff Feagles	91	3482	38.3	74
1989	Jeff Feagles	63	2392	38.0	64
1990	Brian Hansen	90	3752	41.7	69
1991	Shawn McCarthy	66	2650	40.2	93
1992	Shawn McCarthy	103	4212	41.0	61
1993	Mike Saxon	73	3096	42.4	59
1994	Pat O'Neill	69	2841	41.2	67
1995	Pat O'Neill	41	1514	36.9	57
	Bryan Wagner	37	1557	42.1	57
1996	Tom Tupa	63	2739	43.5	62
1997	Tom Tupa	78	3569	45.8	73
1998	Tom Tupa	74	3294	44.5	64
1999	Lee Johnson	90	3735	41.5	58
2000	Lee Johnson	89	3798	42.7	62
2001	Ken Walter	49	1964	40.1	58
2002	Ken Walter	70	2723	38.9	55
2003	Ken Walter	76	2865	37.7	52
2004	Josh Miller	56	2350	42.0	69
2005	Josh Miller	76	3431	45.1	59
2006	Josh Miller	43	1848	43.0	62
2007	Chris Hanson	44	1821	41.4	64
2008	Chris Hanson	49	2143	43.7	70
2009	Chris Hanson	56	2221	39.7	56
2010	Zoltan Mesko	58	2505	43.2	65
2011	Zoltan Mesko	57	2648	46.5	65
2012	Zoltan Mesko	60	2585	43.1	62
2013	Ryan Allen	76	3491	45.9	65
2014	Ryan Allen	66	3060	46.4	67
2015	Ryan Allen	73	3358	46.0	67
2016	Ryan Allen	72	3217	44.7	57
2017	Ryan Allen	58	2515	43.4	60
2018	Ryan Allen	64	2885	45.1	66
2019	Jake Bailey	81	3638	44.9	65
2020	Jake Bailey	55	2678	48.7	71
2021	Jake Bailey	49	2316	47.3	71
2022	Michael Palardy	42	1781	42.4	58
2023	Bryce Baringer	98	4598	46.9	79
2024	Bryce Baringer	70	3486	49.8	75
2025	Bryce Baringer	`51	2416	47.4	73

YEAR-BY-YEAR LEADERS

YEAR-BY-YEAR LEADING KICKOFF RETURNERS

YR	PLAYER	NO	YDS	AVG.	LG	TD
1960	Dick Christy	24	617	25.7	46	0
1961	Larry Garron	16	438	27.4	89	1
1962	Larry Garron	24	686	28.6	95t	1
1963	Larry Garron	28	693	24.8	58	0
1964	J.D. Garrett	32	749	23.4	42	0
1965	Jay Cunningham	17	374	22.0	45	0
1966	Joe Bellino	18	410	22.8	43	0
1967	Jay Cunningham	30	627	20.9	41	0
1968	Willie Porter	36	812	22.6	61	0
1969	Carl Garrett	28	792	28.3	63	0
1970	Odell Lawson	25	546	21.8	52	0
1971	Carl Garrett	24	538	22.4	37	0
1972	Carl Garrett	16	410	25.6	49	0
1973	Mack Herron	41	1092	26.6	92t	1
1974	Mack Herron	28	629	22.5	62	0
1975	Allen Carter	32	879	27.5	99t	1
1976	Jess Phillips	14	397	28.4	71	0
1977	Raymond Clayborn	28	869	31.0*	101t*	3*
1978	Raymond Clayborn	27	636	23.6	60	0
1979	Allan Clark	37	816	22.1	38	0
1980	Horace Ivory	36	992	27.6*	98t	1*
1981	Tony Collins	39	773	19.8	30	0
1982	Ricky Smith	24	567	23.6	98t	1
1983	Ricky Smith	42	916	21.8	53	0
1984	Tony Collins	25	544	21.8	46	0
1985	Stephen Starring	48	1012	21.1	53	0
1986	Stephen Starring	36	802	22.3	52	0
1987	Stephen Starring	23	445	19.3	43	0
1988	Sammy Martin	31	735	23.7	95t	1
1989	Sammy Martin	24	584	24.3	38	0
1990	Sammy Martin	25	515	20.6	38	0
1991	Jon Vaughn	34	717	21.1	99t	1
1992	Jon Vaughn	20	564	28.2	100t	1
1993	Ray Crittenden	23	478	20.8	44	0
1994	Ray Crittenden	24	460	19.2	36	0
1995	David Meggett	38	964	25.4	62	0
1996	David Meggett	34	781	23.0	54	0
1997	David Meggett	33	816	24.7	61	0
1998	Derrick Cullors	45	1085	24.1	68	0
1999	Kevin Faulk	39	943	24.2	95	0
2000	Kevin Faulk	37	806	21.8	40	0
2001	Kevin Faulk	33	662	20.1	42	0
2002	Deion Branch	36	863	24.0	63	0
2003	Bethel Johnson	30	847	28.2	92t	1
2004	Bethel Johnson	41	1016	24.8	93t	1
2005	Bethel Johnson	31	694	22.4	54	0
2006	Laurence Maroney	28	783	28.0	77	0
2007	Ellis Hobbs	35	911	26.0	108t	1
2008	Ellis Hobbs	45	1281	28.5	95t	1
2009	Laurence Maroney	13	279	21.5	52	0
2010	Brandon Tate	41	1057	25.8	103t	2
2011	Danny Woodhead	20	437	21.9	37	0
2012	Devin McCourty	27	654	24.2	104t	1
2013	LeGarrette Blount	17	494	29.1	83	0
2014	Danny Amendola	20	482	24.1	81	0
2015	Keshawn Martin	10	257	25.7	75	0
2016	Cyrus Jones	8	180	22.5	43	0
2017	Dion Lewis	23	570	24.8	103t*	1
2018	Cordarrelle Patterson	23	663	28.8	95t	1
2019	Brandon Bolden	23	515	22.4	38	0
2020	Gunner Olszewski	18	418	23.2	33	0
2021	Gunner Olszewski	18	416	23.1	37	0
2022	Marcus Jones	27	645	23.9	46	0
2023	Ty Montgomery II	9	219	24.3	43	0
2024	Antonio Gibson	9	239	26.6	42	0
2025	Efton Chism III	16	383	23.9	31	0

YEAR-BY-YEAR LEADING PUNT RETURNERS

YR	PLAYER	NO	YDS	AVG.	LG	TD
1960	Dick Christy	8	73	9.1	29	0
1961	Ron Burton	8	128	16.0	62	0
1962	Ron Burton	21	122	5.8	22	0
1963	Bob Suci	25	233	9.3	22	0
1964	Dave Cloutier	20	136	6.8	40	0
1965	Ron Burton	15	61	4.1	12	0
1966	Vic Purvis	5	43	8.6	18	0
1967	Joe Bellino	15	129	8.6	18	0
1968	Willie Porter	22	135	6.1	24	0
1969	Carl Garrett	12	159	13.3	45	0
1970	Carl Garrett	17	168	9.9	62	0
1971	Carl Garrett	8	124	15.5	50	0
1972	Carl Garrett	6	36	6.0	27	0
1973	Mack Herron	27	282	10.4	54	0
1974	Mack Herron	35	517	14.8	66	0
1975	Darryl Stingley	15	113	7.5	29	0
1976	Mike Haynes	45	608	13.5	89t	2
1977	Stanley Morgan	16	220	13.8	53	0
	Mike Haynes	24	200	8.3	46	0
1978	Stanley Morgan	32	335	10.5	48	0
1979	Stanley Morgan	29	289	10.0	80t	1
1980	Roland James	33	331	10.0	75t	1
1981	Stanley Morgan	15	116	7.7	26	0
1982	Ricky Smith	16	139	8.7	19	0
1983	Ricky Smith	38	398	10.5	55	0
1984	Irving Fryar	36	347	9.6	55	0
1985	Irving Fryar	37	520	14.1*	85t*	2**
1986	Irving Fryar	35	366	10.5	59t	1
1987	Irving Fryar	18	174	9.7	36	0
1988	Irving Fryar	38	398	10.5	30	0
1989	Sammy Martin	19	164	8.6	28	0
1989	Sammy Martin	19	164	8.6	28	0
1990	Irving Fryar	28	133	4.8	17	0
1991	Jerome Henderson	27	201	7.4	39	0
1992	Walter Stanley	28	227	8.1	50	0
1993	Troy Brown	25	224	9.0	19	0
1994	Troy Brown	24	202	8.4	38	0
1995	David Meggett	45	383	8.5	23	0
1996	David Meggett	52	588	11.3	60t	1
1997	David Meggett	45	467	10.4	47	0
1998	Troy Brown	17	225	13.2	39	0
1999	Troy Brown	38	405	10.7	52	0
2000	Troy Brown	39	504	12.9	66t	1
2001	Troy Brown	29	413	14.2*	85t	2
2002	Troy Brown	24	175	7.3	27	0
2003	Troy Brown	29	293	10.1	23	0
2004	Kevin Faulk	20	133	6.7	16	0
2005	Tim Dwight	32	273	8.5	29	0
2006	Kevin Faulk	31	330	10.6	43	0
2007	Wes Welker	25	249	10.0	35	0
2008	Wes Welker	24	237	9.9	44	0
2009	Wes Welker	27	338	12.5	69	0
2010	Julian Edelman	21	321	15.3	94t	1
2011	Julian Edelman	28	296	10.6	72t	1
2012	Julian Edelman	17	263	15.5	68t	1
2013	Julian Edelman	35	374	10.7	43	0
2014	Julian Edelman	25	299	12.0	84t	1
2015	Danny Amendola	23	276	12.0*	82	0
2016	Julian Edelman	15	135	9.0	23	0
2017	Danny Amendola	27	231	8.6	40	0
2018	Julian Edelman	20	154	7.7	25	0
2019	Gunner Olszewski	20	179	9.0	22	0
2020	Gunner Olszewski	20	346	17.3*	70t	1**
2021	Gunner Olszewski	26	309	11.9	27	0
2022	Marcus Jones	29	362	12.5	84t	1
2023	Myles Bryant	15	105	7.0	15	0
2024	Marcus Jones	26	386	14.8	62	0
2025	Marcus Jones	21	363	17.3**	94t	**2

*NFL Leader **tied for NFL lead

YEAR-BY-YEAR LEADERS

YEAR-BY-YEAR ALL PURPOSE YARDS LEADERS

*Strike Year

		RUSH		REC		OFF	PUNT RET		KICK RET		RET	DEF	TOT
YR	PLAYER	NO.	YDS	NO.	YDS	YDS	NO.	YDS	NO.	YDS	YDS	YDS	YDS
1960	Richard Christy	78	363	26	268	631	8	73	24	617	690	0	1321
1961	Larry Garron	69	389	24	341	730	0	0	16	438	438	0	1168
1962	Ron Burton	134	548	40	461	1009	21	122	13	238	360	0	1369
1963	Larry Garron	179	750	26	418	1168	1	23	28	693	716	0	1884
1964	Larry Garron	183	585	40	350	935	0	0	10	198	198	0	1133
1965	Gino Cappelletti	0	0	37	680	680	0	0	0	0	0	0	680
1966	Jim Nance	299	1458	8	103	1561	0	0	0	0	0	0	1561
1967	Jim Nance	269	1216	22	196	1412	0	0	0	0	0	0	1412
1968	Willie Porter	0	0	0	0	0	22	135	36	812	947	0	947
1969	Carl Garrett	137	691	29	267	958	12	159	28	792	951	0	1909
1970	Carl Garrett	88	272	26	216	488	17	168	24	511	679	0	1167
1971	Carl Garrett	181	784	22	265	1049	8	124	24	538	662	0	1711
1972	Carl Garrett	131	488	30	410	898	6	36	16	410	446	0	1344
1973	Mack Herron	61	200	18	265	465	27	282	41	1092	1374	0	1839
1974	Mack Herron	231	824	38	474	1298	35	517	28	629	1146	0	2444
1975	Andy Johnson	117	488	26	294	782	6	60	10	188	248	0	1030
1976	Sam Cunningham	172	824	27	299	1123	0	0	0	0	0	0	1123
1977	Sam Cunningham	270	1015	42	370	1385	0	0	0	0	0	0	1385
1978	Stanley Morgan	2	11	34	820	831	32	335	1	17	352	0	1183
1979	Stanley Morgan	7	39	44	1002	1041	29	289	1	12	12	0	1342
1980	Horace Ivory	42	111	12	95	206	0	0	36	992	992	0	1198
1981	Tony Collins	204	873	26	232	1105	3	15	39	773	788	0	1893
1982*	Tony Collins	164	632	19	187	819	0	0	0	0	0	0	819
1983	Ricky Smith	0	0	0	0	0	38	398	42	916	1314	0	1314
1984	Tony Collins	138	550	16	100	650	0	0	25	544	544	0	1194
1985	Craig James	263	1227	27	360	1587	0	0	0	0	0	0	1587
1986	Stanley Morgan	0	0	84	1491	1491	0	0	0	0	0	0	1491
1987	Tony Collins	147	474	44	347	821	0	0	0	0	0	0	821
1988	John Stephens	297	1168	14	98	1266	0	0	0	0	0	0	1266
1989	John Stephens	244	833	21	207	1040	0	0	0	0	0	0	1040
1990	John Stephens	212	808	28	196	1004	0	0	0	0	0	0	1004
1991	Leonard Russell	266	959	18	81	1040	0	0	0	0	0	0	1040
1992	Walter Stanley	3	63	0	0	63	28	227	29	529	756	0	819
1993	Leonard Russell	300	1088	26	245	1333	0	0	0	0	0	0	1333
1994	Ben Coates	0	0	96	1174	1174	0	0	0	0	0	0	1174
1995	Dave Meggett	60	250	52	334	584	45	383	38	964	1347	0	1931
1996	Dave Meggett	40	122	33	292	414	52	588	34	781	1369	0	1783
1997	Dave Meggett	20	60	19	203	263	45	467	33	816	1283	0	1546
1998	Robert Edwards	291	1115	35	331	1446	0	0	0	0	0	0	1446
1999	Kevin Faulk	67	227	12	98	325	10	90	39	943	1033	0	1358
2000	Kevin Faulk	164	570	51	465	1035	6	58	37	806	874	0	1899
2001	Troy Brown	11	91	101	1199	1290	29	413	1	13	426	0	1716
2002	Kevin Faulk	52	271	37	379	650	8	65	26	725	790	0	1440
2003	Kevin Faulk	178	638	48	440	1078	5	66	10	207	273	0	1351
2004	Corey Dillon	345	1635	15	103	1738	0	0	0	0	0	0	1738
2005	Deion Branch	0	0	78	998	998	0	0	0	0	0	0	998
2006	Laurence Maroney	175	745	22	194	939	0	0	28	783	783	0	1722
2007	Wes Welker	4	34	112	1175	1209	25	249	7	176	425	0	1634
2008	Wes Welker	3	26	111	1165	1191	24	237	1	26	263	0	1454
2009	Wes Welker	5	36	123	1348	1384	27	338	2	45	383	0	1767
2010	Brandon Tate	5	62	24	432	494	1	4	41	1057	1061	0	1555
2011	Wes Welker	4	30	122	1569	1599	8	82	0	0	82	0	1681
2012	Wes Welker	2	20	118	1354	1374	25	243	3	33	276	0	1650
2013	Julian Edelman	2	11	105	1056	1067	35	374	0	0	374	0	1441
2014	Julian Edelman	10	94	92	972	1066	25	299	0	0	299	0	1365
2015	Rob Gronkowski	0	0	72	1176	1176	0	0	1	5	5	0	1181
2016	Julian Edelman	12	57	98	1106	1163	15	135	3	44	179	0	1342
2017	Dion Lewis	180	896	32	214	1110	0	0	23	570	570	0	1680
2018	James White	94	225	87	751	1176	0	0	0	0	0	0	1176
2019	Julian Edelman	8	27	100	1117	1144	0	0	1	19	19	0	1163
2020	Gunner Olszewski	5	23	5	62	85	20	346	18	418	764	0	849
2021	Damien Harris	202	929	18	132	1061	0	0	0	0	0	0	1061
2022	Rhamondre Stevenson	210	1040	69	421	1461	0	0	0	0	0	0	1461
2023	Ezekiel Elliott	184	642	51	313	955	0	0	0	0	0	0	955
2024	Antonio Gibson	120	538	23	206	744	0	0	9	239	239	0	983
2025	TreVeyon Henderson	180	811	35	221	1132	0	0	9	209	209	0	1341

ALL-TIME TOP 10 SEASON LEADERS

SCORING

RANK	PLAYER	YEAR	TD	PAT	FG	2 PT	PTS
1.	Stephen Gostkowski	2013	0	44	38	0	158
2.	Stephen Gostkowski	2017	0	45	37	0	156
	Stephen Gostkowski	2014	0	51	35	0	156
4.	Gino Cappelletti	1964	7	36	25	1	155
5.	Stephen Gostkowski	2012	0	66	29	0	153
6.	Stephen Gostkowski	2015	0	52	33	0	151
7.	Nick Folk	2021	0	42	36	0	150
8.	Stephen Gostkowski	2008	0	40	36	0	148
9.	Gino Cappelletti	1961	8	48	17	0	147
10.	Stephen Gostkowski	2011	0	59	28	0	143

SEASON RUSHING (BY YARDS)

RANK	PLAYER	YEAR	ATT	YDS	AVG.	LG	TD
1.	Corey Dillon	2004	345	1635	4.7	44	12
2.	Curtis Martin	1995	368	1487	4.0	49	14
3.	Jim Nance	1966	299	1458	4.9	65	11
4.	Stevan Ridley	2012	290	1263	4.4	41	12
5.	Craig James	1985	263	1227	4.7	65t	5
6.	Jim Nance	1967	269	1216	4.5	53	7
7.	John Stephens	1988	297	1168	3.9	52	4
8.	LeGarrette Blount	2016	299	1161	3.9	44	18
9.	Curtis Martin	1997	274	1160	4.2	70t	4
10.	Antowain Smith	2001	287	1157	4.0	44	12

SEASON PASSING (BY YARDS)

RANK	PLAYER	YEAR	ATT	CMP	PCT.	YDS	TD	INT
1.	Tom Brady	2011	611	401	65.6	5235	39	12
2.	Tom Brady	2012	637	401	63.0	4827	34	8
3.	Tom Brady	2007	578	398	68.9	4806	50	8
4.	Tom Brady	2015	624	402	64.4	4770	36	7
5.	Tom Brady	2017	581	385	66.3	4577	32	8
6.	Drew Bledsoe	1994	691	400	57.9	4555	25	27
7.	Tom Brady	2009	565	371	65.7	4398	28	13
8.	Drake Maye	2025	492	354	72.0	4394	31	8
9.	Tom Brady	2018	570	375	65.8	4355	29	11
10.	Tom Brady	2013	628	380	60.5	4343	25	11

SEASON RECEIVING (BY YARDS)

RANK	PLAYER	YEAR	NO.	YDS	AVG.	LG	TD
1.	Wes Welker	2011	122	1569	12.9	99t	9
2.	Randy Moss	2007	98	1493	15.2	65t	23
3.	Stanley Morgan	1986	84	1491	17.8	44t	10
4.	Wes Welker	2012	118	1354	11.5	59	6
5.	Wes Welker	2009	123	1348	11.0	58	4
6 .	Rob Gronkowski	2011	90	1327	14.7	52t	17
7.	Randy Moss	2009	83	1264	15.2	71t	13
8.	Troy Brown	2001	101	1199	11.9	60t	5
9.	Rob Gronkowski	2015	72	1176	16.3	76t	11
10.	Wes Welker	2007	112	1175	10.5	42	8

SEASON INTERCEPTIONS (BY NO.)

RANK	PLAYER	YEAR	NO.	YDS	AVG.	LG	TD
1	Ron Hall	1964	11	148	13.5	50	0
2.	Asante Samuel	2006	10	120	12.0	33	0
3.	J.C. Jackson	2020	9	80	8.9	30	0
	Ty Law	1998	9	133	14.8	59t	1
5.	J.C. Jackson	2021	8	92	11.5	88t	1
	Mike Haynes	1976	8	90	11.3	28	0
	Ronnie Lippett	1986	8	76	9.5	43	0
8.	Kyle Arrington	2011	7	92	13.1	28	0
	Devin McCourty	2010	7	110	15.7	50	0
	Maurice Hurst	1994	7	68	9.7	24	0
	Fred Marion	1985	7	189	27.0	83	0
	Rick Sanford	1983	7	24	3.4	16	0
	Ron Bolton	1974	7	18	2.6	10	0
	Leroy Mitchell	1968	7	41	5.9	20	0
	Bob Suci	1963	7	277	39.6	98t	2

SACKS

RANK	PLAYER	YEAR	NO.	SACK YDS
1.	Andre Tippett	1984	18.5	N/A
2.	Andre Tippett	1985	16.5	N/A
3.	Matthew Judon	2022	15.5	102.5
4.	Matthew Judon	2021	12.5	85.0
	Chandler Jones	2015	12.5	89.5
	Andre Tippett	1987	12.5	N/A
	Mike Vrabel	2007	12.5	70.5
8.	Tony McGee	1977	12.0	N/A
9.	Josh Uche	2022	11.5	49.5
	Chandler Jones	2013	11.5	73.5
	Tony McGee	1978	11.5	N/A

ALL-PURPOSE YARDS

RANK	PLAYER	YEAR	YDS
1.	Mack Herron	1974	2444
2.	Dave Meggett	1995	1931
3.	Carl Garrett	1969	1909
4.	Kevin Faulk	2000	1899
5.	Tony Collins	1981	1893
6.	Larry Garron	1963	1884
7.	Mack Herron	1973	1839
8.	Dave Meggett	1996	1783
9.	Wes Welker	2009	1767
10.	Curtis Martin	1995	1748

CAREER 100/300 YARD GAMES

CAREER 100-YARD RUSHING PERFORMANCES

Number	Player	W-L-T
17	Jim Nance	11-4-2
14	Curtis Martin	9-5-0
11	Corey Dillon	10-1-0
11	Sam Cunningham	8-3-0
8	Damien Harris	2-3-0
8	Don Calhoun	7-1-0
8	Tony Collins	7-1-0
7	John Stephens	5-2-0
7	Craig James	4-3-0
7	Stevan Ridley	7-0-0
6	Antowain Smith	6-0-0
6	LeGarrette Blount	6-0-0
6	Rhamondre Stevenson	5-1-0
5	Laurence Maroney	5-0-0
5	Sony Michel	5-0-0
5	Leonard Russell	3-2-0
4	BenJarvus Green-Ellis	4-0-0
4	Sammy Morris	4-0-0
4	Andy Johnson	3-1-0
4	Robert Edwards	2-2-0
3	Larry Garron	3-0-0
3	Horace Ivory	3-0-0
2	Terry Allen	1-1-0
2	Ron Burton	1-1-0
2	Carl Garrett	1-1-0
2	TreVeyon Henderson	2-0-0
2	Dion Lewis	2-0-0
1	Josh Ashton	1-0-0
1	Brandon Bolden	1-0-0
1	Dick Christy	1-0-0
1	Vagas Ferguson	1-0-0
1	J.D. Garrett	1-0-0
1	Jonas Gray	1-0-0
1	Steve Grogan	1-0-0
1	Michael LeBlanc	1-0-0
1	Mosi Tatupu	1-0-0
1	Fred Taylor	1-0-0
1	Mark Van Eeghen	1-0-0
1	Jon Vaughn	1-0-0
1	Shane Vereen	1-0-0
1	Mack Herron	0-1-0
1	Scott Lockwood	0-1-0
1	Robert Weathers	0-1-0
179	**Total**	**138-37-2***

*The Patriots have twice had multiple 100-yard rushers in the same game.

CAREER 300-YARD PASSING GAMES

Number	Player	W-L-T
92	Tom Brady	76-16-0
26	Drew Bledsoe	17-9-0
12	Steve Grogan	3-9-0
7	Babe Parilli	3-2-2
7	Tony Eason	2-5-0
5	Mac Jones	2-3-0
3	Matt Cassel	2-1-0
3	Hugh Millen	2-1-0
2	Cam Newton	0-2-0
1	Drake Maye	1-0-0
1	Bailey Zappe	1-0-0
1	Jim Plunkett	1-0-0
1	Matt Cavanaugh	0-1-0
1	Tom Ramsey	0-1-0
1	Butch Songin	0-1-0
1	Tom Yewcic	0-1-0
164	**Total**	**110-52-2**

CAREER 100-YARD RECEIVING PERFORMANCES

Number	Player	W-L-T
38	Stanley Morgan	19-19-0
28	Rob Gronkowski	24-4-0
28	Wes Welker	22-6-0
18	Randy Moss	17-1-0
15	Julian Edelman	10-5-0
13	Terry Glenn	11-2-0
13	Troy Brown	9-4-0
12	Irving Fryar	5-7-0
9	Ben Coates	5-4-0
9	Jim Colclough	5-3-1
8	Deion Branch	7-1-0
8	Harold Jackson	5-3-0
7	Gino Cappelletti	2-3-2
6	Danny Amendola	4-2-0
6	David Givens	5-1-0
6	Ron Sellers	2-4-0
5	Stefon Diggs	5-0-0
5	Art Graham	2-2-1
5	Vincent Brisby	4-1-0
5	David Patten	4-1-0
5	Hart Lee Dykes	1-4-0
4	Aaron Hernandez	3-1-0
4	Shawn Jefferson	2-2-0
4	Michael Timpson	2-2-0
4	Randy Vataha	2-2-0
4	Jim Whalen	1-3-0
4	Don Hasselbeck	0-4-0
3	Jakobi Meyers	2-1-0
3	Martellus Bennett	1-2-0
3	Brandon LaFell	2-1-0
3	Stephen Starring	3-0-0
3	Russ Francis	2-1-0
2	Kayshon Boutte	1-1-0
2	Reche Caldwell	2-0-0
2	Tony Collins	1-1-0
2	Brandin Cooks	2-0-0
2	Kevin Faulk	2-0-0
2	Larry Garron	2-0-0
2	Josh Gordon	2-0-0
2	Daniel Graham	2-0-0
2	Hunter Henry	2-0-0
2	Chris Hogan	2-0-0
2	Cedric Jones	1-1-0
2	Brandon Lloyd	0-2-0
2	Tony Romeo	1-0-1
2	Reggie Rucker	1-1-0
2	Eric Sievers	1-1-0
2	Tony Simmons	1-1-0
2	Darryl Stingley	2-0-0
1	Nelson Agholor	1-0-0
1	Kendrick Bourne	0-1-0
1	DeVante Parker	0-1-0
1	Dick Christy	1-0-0
1	Aaron Dobson	1-0-0
1	DeMario Douglas	1-0-0
1	Jabar Gaffney	1-0-0
1	Mack Hollins	1-0-0
1	Billy Lott	1-0-0
1	Greg McMurtry	1-0-0
1	Derrick Ramsey	1-0-0
1	Donté Stallworth	1-0-0
1	Brandon Tate	1-0-0
1	Kenbrell Thompkins	1-0-0
1	Shane Vereen	1-0-0
1	Ben Watson	1-0-0
1	Danny Woodhead	1-0-0
1	Bob Adams	0-1-0
1	Damiere Byrd	0-1-0
1	Don Calhoun	0-1-0
1	Andy Johnson	0-1-0
1	Joe Johnson	0-1-0
1	Aaron Marsh	0-1-0
1	Will Moore	0-1-0
1	James White	0-1-0
347	**Total**	**201-105-5***

*The Patriots have had multiple 100-yard receivers in the same game 37 times and are 27-9-1 in those games.

CONSECUTIVE RECORDS

INDIVIDUAL RECORDS

CONSECUTIVE SEASONS PLAYED

20	Tom Brady (2000-19)
16	Matthew Slater (2008-2023)
	Steve Grogan (1975-90)
15	Troy Brown (1993-2007)
	Julius Adams (1971-85)
14	Bruce Armstrong (1987-2000)
	Steve Nelson (1974-87)

CONSECUTIVE GAMES PLAYED

147	Raymond Clayborn (9/03/78-11/22/87)
115	Devin McCourty (01/03/16-01/08/23)
112	Tom Brady (9/14/09-1/3/16)
111	Tom Brady (9/30/01-9/7/08)
110	Ray Hamilton (9/16/73-10/26/80)

CONSECUTIVE GAMES STARTED

147	Raymond Clayborn (9/03/78-11/22/87)
128	Bruce Armstrong (9/5/93-12/24/2000)
127	Joe Cardona (9/10/15-12/18/22)
115	Devin McCourty (01/03/16-01/08/23)
112	Tom Brady (9/14/09-1/3/16)
111	Tom Brady (9/30/01-9/7/08)
110	Ray Hamilton (9/16/73-10/26/80)

CONSECUTIVE GAMES SCORING TD

7	Curtis Martin (10/13/96-11/24/96)
6	Rob Gronkowski (11/06/11-12/11/11)
	Stevan Ridley (10/28/12-12/10/12)
	Laurence Maroney (10/18/09-11/30/09)
	Robert Edwards (9/07/98-10/19/98)
5	12 Times. Most Recent:
	Damien Harris (10/10/21-11/07/21)

CONSECUTIVE GAMES RUSHING TD

7	Curtis Martin (10/13/96-11/24/96)
6	Stevan Ridley (10/28/12-12/10/12)
	Laurence Maroney (10/18/09-11/30/09)
	Robert Edwards (09/07/98-10/19/98)
5	Damien Harris (10/10/21-11/07/21)
	LeGarrette Blount (12/04/16-01/01/17)
	LeGarrette Blount (10/09/16-11/13/16)
	Stevan Ridley (10/13/13-11/18/13)
	BenJarvus Green-Ellis (9/26/10-10/31/10)
	Curtis Martin (10/23/95-11/19/95)
	Horace Ivory (10/22/78-11/19/78)

CONSECUTIVE GAMES RECEIVING TD

6	Rob Gronkowski (11/06/11-12/11/11)
5	Rob Gronkowski (12/14/14-9/20/15)
	Rob Gronkowski (10/21/12-12/30/12)
	Rob Gronkowski (12/26/10-9/25/11)
	Randy Moss (10/14/07-11/18/07)
	Daniel Graham (12/27/03-10/10/04)
	Michael Timpson (12/26/93-9/18/94)
	Jimmy Colclough (11/11/62-12/09/62)
4	Hunter Henry (10/03/21-10/24/21)
	Chris Hogan (9/17/17-10/5/17)
	Rob Gronkowski (11/3/13-12/1/13)
	Stanley Morgan (9/21/86-10/12/86)
	Stanley Morgan (9/07/80-9/29/80)
	Art Graham (12/17/66-9/17/67)

CONSECUTIVE GAMES PASSING TD

52	Tom Brady (9/12/10-9/29/13)
24	Tom Brady (10/27/13-12/21/14)
16	Tom Brady (12/17/06-12/9/07)
15	Tom Brady (9/10/15-12/27/15)
14	Babe Parilli (12/3/61-9/8/63)

CONSECUTIVE STARTS NO INTERCEPTIONS

11	Tom Brady (10/24/10-1/2/11)
7	Tom Brady (12/18/16-10/1/17)
6	Tony Eason (9/07/86-10/26/86)
5	Tom Brady (10/21/12-11/22/12)
	Tom Brady (12/10/06-9/9/07)
	Drew Bledsoe (10/23/95-11/19/95)

CONSECUTIVE ATTEMPTS NO INTERCEPTIONS

358	Tom Brady (10/17/10-9/12/11)
264	Tom Brady (12/12/16-10/05/17)
202	Tom Brady (10/14/12-12/02/12)
202	Tom Brady (11/6/11-12/11/11)
196	Tom Brady (12/21/14-10/18/15)
190	Tom Brady (9/16/12-10/14/12)
183	Tom Brady (9/20/09-10/25/09)
179	Drew Bledsoe (10/23/95-11/26/95)

CONSECUTIVE ATT. NO INT TO START CAREER

162	Tom Brady (11/23/00-10/28/01)

CONSECUTIVE GAMES RECEPTIONS MADE

93	Wes Welker (9/9/07-12/30/12)
80	Rob Gronkowski (9/12/10-1/3/16)
63	Ben Coates (12/27/92-12/8/96)

CONSECUTIVE RECEPTIONS MADE FOR TD

8	Mike Vrabel (9/28/02-10/28/07)
3	Derrick Ramsey (11/18/84)
	Harold Jackson (9/09/79)

CONSECUTIVE GAMES WITH AN INT

5	J.C. Jackson (10/18/20-11/15/20)
4	Devin McCourty (9/8/19-9/29/19)
	Mike Haynes (11/7/76-11/28/76)
3	Aqib Talib (9/12/13-9/29/13)
	Devin McCourty (11/21/10-12/6/10)
	Ty Law (11/26/95-12/10/95)
	Myron Guyton (11/12/96-11/26/96)
	Asante Samuel (9/23/07-10/7/07)

CONSECUTIVE FIELD GOALS MADE

36	Nick Folk (9/20/20-10/03/21)
31	Stephen Gostkowski (12/07/14-11/23/15)
26	Adam Vinatieri (11/24/96-11/09/97)
	Stephen Gostkowski (09/12/11-11/18/12)
23	Adam Vinatieri (10/17/04-12/26/04)
21	Stephen Gostkowski (9/22/13-11/24/13)

CONSECUTIVE RECORDS (CONT.)

TEAM RECORDS

CONSECUTIVE PATs MADE

478	Stephen Gostkowski (12/31/06-10/16/16)*
117	Adam Vinatieri (10/27/96-10/31/99)
105	Gino Cappelletti (11/17/63-12/17/66)

CONSECUTIVE VICTORIES (INCL. PLAYOFFS)

21	Oct. 5, 2003 to Oct. 24, 2004*
18	Sept. 9, 2007 to Jan. 20, 2008
13	Dec. 23, 2018 to Oct. 27, 2019
13	Jan. 10, 2015 to Nov. 23, 2015
12	Nov. 25, 2001 to Sept. 22, 2002

CONSECUTIVE PLAYOFF VICTORIES

10	Jan. 19, 2002 to Jan. 7, 2006*
5	Jan. 14, 2017 to Jan. 21, 2018
4	Jan. 10, 2015 to Jan. 16, 2016

CONSECUTIVE SHUTOUT VICTORIES

2	vs. Miami, Dec. 12, 1982 and at Seattle Dec. 19, 1982

CONSECUTIVE HOME VICTORIES

20	Dec. 21, 2008 to Oct. 16, 2011
18	Oct. 22, 2017 to Nov. 24, 2019
18	Dec. 29, 2002 to Sept. 8, 2005
16	Dec. 23, 2012 to Dec. 14, 2014
12	Nov. 26, 2006 to Sept. 7, 2008

CONSECUTIVE ROAD VICTORIES

14	Sept. 11, 2016 to Dec. 3, 2017
12	Dec. 24, 2006 to Oct. 5, 2008
8	Sept. 13, 2025 to Dec. 28, 2025
7	Oct. 19, 2003 to Oct. 3, 2004
	Dec. 11, 2005 to Nov. 19, 2006
6	Sept. 19, 2021 to Dec. 6, 2021
	Dec. 7, 2014 to Nov. 15, 2015
	Oct. 19, 1986 to Dec. 22, 1986
	Sept. 10, 1978 to Nov. 26, 1978

CONSECUTIVE LOSSES

14	Sept. 23, 1990 to Dec. 30, 1990
10	Dec. 22, 1991 to Nov. 8, 1992
9	Oct. 25, 1981 to Dec. 20, 1981
	Oct. 8, 1972 to Dec. 3, 1972
	Sept. 27, 1970 to Nov. 22, 1970

CONSECUTIVE HOME LOSSES

10	Dec. 24, 1989 to Sept. 9, 1991
8	Nov. 5, 2023 to Oct. 13, 2024
6	Nov. 3, 1974 to Sept. 28, 1975
	Oct. 15, 1972 to Sept. 23, 1973
	Sept. 27, 1970 to Dec. 20, 1970

CONSECUTIVE ROAD LOSSES

8	Sept. 13, 1981 to Dec. 20, 1981
	Dec. 6, 1970 to Dec. 12, 1971
	Oct. 6, 1968 to Oct. 26, 1969

CONSECUTIVE GAMES SCORING

150	Dec. 17, 2006 to Sept. 22, 2016
149	Dec. 5, 1993 to Dec. 29, 2002
125	Sept. 28, 1975 to Nov. 13, 1983

CONSEC. QUARTERS PATRIOTS SCORELESS

10	Nov. 22, 1992 (vs. N.Y. Jets, 2nd half) to Dec. 6, 1992 (vs. Indianapolis)

CONSEC. SHUTOUT QUARTERS RECORDED

8	Oct. 1, 2023 (vs. Dallas) to Oct. 15, 2023 (vs. Las Vegas)
	Nov. 14, 2021 (vs. Cleveland) to Nov. 28, 2021 (vs. Tennessee)
	Dec. 12, 1982 (vs. Miami) to Dec. 19, 1982 (at Seattle)
7	Sept. 8, 2019 (vs. PIT, 4th quarter) to Sept. 22, 2019 (vs. N.Y. Jets, 2nd half)
	Oct. 10, 2019 (vs. NYG, 2nd half) to Oct. 27, 2019 (vs. CLE, 1st quarter)

CONSEC. QUARTERS NOT ALLOWING A TD

10	Dec. 5, 1982 (at Chicago, 2nd half) through Dec. 19, 1982 (at Seattle) (Shutout victories vs. Miami 12/12/82 and at Seattle 12/19/82)
10	Sept. 8, 2019 (vs. PIT) through Sept. 22, 2019 (vs. N.Y. Jets, first half)

CONSEC. SERIES GAME PATRIOTS VICTORIES

15	Buffalo Bills, Dec. 27, 2003 to Dec. 26, 2010
	N.Y. Jets, Nov. 27, 2016 to Sept. 24, 2023
11	Buffalo Bills, Jan. 2, 1983 to Dec. 20, 1987
10	San Diego Chargers, Dec. 2, 1973 to Oct. 14, 2001

CONSEC. SERIES GAME PATRIOTS LOSSES

10	Denver Broncos, Nov. 4, 1984 to Sept. 7, 1998
9	N.Y. Jets, Dec. 17, 1966 to Nov. 22, 1970
	Miami Dolphins, Sept. 17, 1989 to Nov. 21, 1993

***NFL Record**

PATRIOTS INDIVIDUAL RECORDS

The following records relate to service with the Patriots and reflect only regular season activity; postseason playoff competition is excluded. Number of games per season: 1960-1977 (14); 1978-81 (16); 1982 (9); 1983-86 (16); 1987 (15), 1988-20 (16) and 2021-25 (17).

SERVICE

MOST SERVICE

Seasons –

20	Tom Brady, 2000-2019
16	Matthew Slater, 2008-23
	Steve Grogan, 1975-90
	Julius Adams, 1971-85, 87
15	Troy Brown, 1993-2007
14	Stephen Gostkowski, 2006-19
	Bruce Armstrong, 1987-2000
	Steve Nelson, 1974-87
13	Devin McCourty, 2010-22
	Kevin Faulk, 1999-2011
	Tedy Bruschi, 1996-2008
	Raymond Clayborn, 1977-89
	John Hannah, 1973-85
	Stanley Morgan, 1977-89
	Mosi Tatupu, 1978-90

Games –

	Player, Pos.	*Games*	*Years*
1.	Tom Brady, QB	285	2000-19
2.	Matthew Slater, WR	239	2008-23
3.	Bruce Armstrong, OT	212	1987-2000
4.	Julius Adams, DE	206*	1971-85, 87
5.	Devin McCourty, DB	205	2010-22
6.	Stephen Gostkowski, K	204	2006-19
7.	Mosi Tatupu, RB	194	1978-90
8.	Troy Brown, WR	192	1993-2007
9.	Raymond Clayborn, CB	191	1977-89
10.	Tedy Bruschi, LB	189	1996-2008
11.	John Hannah, OG	183	1973-85
12.	Stanley Morgan, WR	180	1977-89
13.	Steve Nelson, LB	174	1974-87
	Willie McGinest, LB	171	1994-2005
15.	Kevin Faulk, RB	161	1999-2011
16.	Joe Cardona, LS	160	2015-24
	Tom Neville, OT	160	1965-77
	Adam Vinatieri, K	160c	1996-2005
19.	Vince Wilfork, DL	158	2004-14
20.	Matt Light, T	155	2001-11
21.	Pete Brock, C	154	1976-87
22.	Gino Cappelletti, K/WR	153c	1960-70
23.	Bill Lenkaitis, C	151	1971-81
	Andre Tippett, LB	151	1982-93^

Games (Cont.) –

	Player, Pos.	*Games*	*Years*
25.	Steve Grogan, QB	149	1975-90
26.	Jim Lee Hunt, DT	146	1960-70
27.	Roland James, SS	145	1980-90
	Fred Marion, FS	144	1982-91
29.	Houston Antwine, DT	142	1961-71
	Ben Coates, TE	142	1991-99
31.	Patrick Chung, S	141	2009-12, 14-19
	Ty Law, CB	141	1995-2004
	Lonie Paxton, LS	141	2000-08
34.	Len St. Jean, OG	140c	1964-73
35.	Julian Edelman, WR	137	2009-20
36.	Don Webb, DB	134	1961-71
37.	Jonathan Jones, CB	132	2016-24
	Ray Hamilton, NT	132	1973-81
39.	Logan Mankins, G	130	2005-13
	Jon Morris, C	130	1964-74
41.	Irving Fryar, WR	129	1984-92
42.	Larry Izzo, LB	127	2001-08
	Chris Slade, LB	127	1993-2000
44.	Deatrich Wise Jr., DE	126	2017-24
	Jim Colclough, WR	126	1960-68
	Johnny Rembert, LB	126	1983-92
47.	Ted Johnson, LB	125	1995-2004
	Mike Vrabel, LB	125	2001-2008
49.	David Amdrews, C	124	2015-24
	Drew Bledsoe, QB	124	1993-2001
	Steve King, LB	124	1973-81
	Charlie Long, OT	124	1961-69
53.	Vincent Brown, LB	123	1988-95
	Rob Ninkovich, LB/DL	123	2009-16
55.	Ronnie Lippett, CB	122	1983-91
	Lawrence McGrew, LB	122	1980-89

Starts –

283	Tom Brady, 2000-2019
212	Bruce Armstrong, 1987-2000
205	Devin McCourty, 2010-2022
183	John Hannah, 1973-1985

c - consecutive games played **@ - active**
*** - J. Adams DNP in 1986.** **^ - A. Tippett DNP in 1989**

PATRIOTS INDIVIDUAL RECORDS

SCORING

MOST POINTS

Career –	1,775	Stephen Gostkowski, 2006-19
	1,158	Adam Vinatieri, 1996-2005
	1,130	Gino Cappelletti, 1960-70
	692	John Smith, 1974-82
	482	Rob Gronkowski, 2010-18
	442	Tony Franklin, 1984-87
	440	Nick Folk, 2019-22
	408	Stanley Morgan, 1977-89
Season –	158	Stephen Gostkowski, 2013 (44-xp, 38-fg)
	156	Stephen Gostkowski, 2017 (45-xp, 37-fg)
	156	Stephen Gostkowski, 2014 (51-xp, 35-fg)
	155	Gino Cappelletti, 1964 (7-td, 36-xp, 1-2pt, 25-fg)
	153	Stephen Gostkowski, 2012 (66-xp, 29-fg)
	151	Stephen Gostkowski, 2015 (52-xp, 33-fg)
Game –	28	Gino Cappelletti vs. HOU, Dec. 18, 1965 (2-td, 4-xp, 4-fg)
	24	Jonas Gray at IND, Nov. 16, 2014 (4-td)
	24	Randy Moss at BUF, Nov. 18, 2007 (4-td)
	24	Gino Cappelletti vs. BUF, Nov. 15, 1964 (3-td, 4-xp, 1-2pt)

Most Seasons Leading the League –

5	Stephen Gostkowski, 2008, 2012-15
	Gino Cappelletti, 1961, 63-66
2	John Smith, 1979, 1980

MOST TOUCHDOWNS

Career –	80	Rob Gronkowski, 2010-18 (1-r, 79-p)
	68	Stanley Morgan, 1977-89 (67-p, 1-rt)
	50	Ben Coates, 1991-99 (50-p)
		Randy Moss, 2007-10 (50-p)
	49	Sam Cunningham, 1973-79, 1981-82 (43-r, 6-p)
	46	Jim Nance, 1965-71 (45-r, 1-p)
	44	Tony Collins, 1981-87 (32-r, 12-p)
Season –	23	Randy Moss, 2007 (23-p)
	18	LeGarrette Blount, 2016 (18-r)
		Rob Gronkowski, 2011 (17-p, 1-r)
	17	Curtis Martin, 1996 (14-r, 3-p)
	15	Damien Harris, 2021 (15-r)
	15	Curtis Martin, 1995 (14-r, 1-p)
	13	Cam Newton, 2020 (12-r, 1-p)
		BenJarvus Green-Ellis, 2010 (13-r)
		Randy Moss, 2009 (13-p)
		Corey Dillon, 2006 (13-r)
		Corey Dillon, 2005 (12-r, 1-p)
		Corey Dillon, 2004 (12-r, 1-p)
		Antowain Smith, 2001 (12-r, 1-p)
		Steve Grogan, 1976 (12-r, 1-rt)
		Stanley Morgan, 1979 (12-p, 1-rt)
Game –	4	Jonas Gray at IND, Nov. 16, 2014 (4-r)
		Randy Moss at BUF, Nov. 18, 2007 (4-p)
	3	Accomplished 36 times. Most Recent: Rhamondre Stevenon vs. MIA, Jan. 4, 2026 (2-r, 1 p)

PAT KICKS

MOST PAT KICK ATTEMPTS

Career –	664	Stephen Gostkowski, 2006-19
	374	Adam Vinatieri, 1996-2005
	353	Gino Cappelletti, 1960-70
	323	John Smith, 1974-83
	166	Tony Franklin, 1984-87
Season –	74	Stephen Gostkowski, 2007
	66	Stephen Gostkowski, 2012
	59	Stephen Gostkowski, 2011
	55	Andy Borregales, 2025
	52	Stephen Gostkowski, 2015
Game –	8	Stephen Gostkowski vs. IND, Nov. 18, 2012
		Stephen Gostkowski vs TEN, Oct. 18, 2009
		Stephen Gostkowski at BUF, Nov. 18, 2007
		John Smith vs. NYJ, Sept. 9, 1979
		David Posey vs. NYJ, Oct. 29, 1978
	7	Nick Folk vs. NYJ, Oct. 24, 2021
		Stephen Gostkowski vs. NYJ, Nov. 3, 2013
		Stephen Gostkowski at NYJ, Nov. 22, 2012
		Stephen Gostkowski at BUF, Sept. 30, 2012
		Stephen Gostkowski at OAK, Dec. 14, 2008
		Stephen Gostkowski vs. WAS., Oct. 28, 2007
		Stephen Gostkowski at MIA, Oct. 21, 2007
		John Smith vs. OAK, Oct. 3, 1976
		Gino Cappelletti vs. BUF, Oct. 22, 1961

MOST PAT KICKS MADE

Career –	653	Stephen Gostkowski, 2006-19
	367	Adam Vinatieri, 1996-2005
	342	Gino Cappelletti, 1960-70
	308	John Smith, 1974-83
	163	Tony Franklin, 1984-87
Season –	74	Stephen Gostkowski, 2007
	66	Stephen Gostkowski, 2012
	59	Stephen Gostkowski, 2011
	53	Andy Borregales, 2025
	52	Stephen Gostkowski, 2015
Game –	8	Stephen Gostkowski vs. IND, Nov. 18, 2012
		Stephen Gostkowski vs. TEN, Oct. 18, 2009
		Stephen Gostkowski at BUF, Nov. 18, 2007
		John Smith vs. NYJ, Sept. 9, 1979

MISC. SCORING

SAFETY

Game –	1	Accomplished 35 times, most recent: Team vs. Cleveland, 10/26/25
Season –	2	Don Blackmon, at Tampa Bay, 10/27/85 and vs. Green Bay, 9/8/85

(NOTE: See fumble section for scoring on fumbles)

MOST TWO-POINT CONVERSIONS

Career –	4	Julian Edelman, 2009-20
		Gino Cappelletti, 1960-70
		Jakobi Meyers, 2019-22
		Rhamondre Stevenson, 2021-25
Game –	1	Accomplished many times, most recent: Rhamondre Stevenson at Bal., Dec. 21, 2025

PATRIOTS INDIVIDUAL RECORDS

MISC. SCORING (CONT.)

MISSED FG RETURNED FOR TD

91 yds	Ron Burton vs. Denver, Nov. 11, 1962

BLOCKED FG RETURNED FOR TD

71 yds	Raymond Clayborn at Houston, Oct. 18, 1987
65 yds	Mike Haynes at N.Y. Jets, Oct. 5, 1980
62 yds	Kyle Arrington vs. Miami, Dec. 14, 2014
58 yds	Chandler Jones at Minnesota, Sept. 14, 2014
45 yds	Larry Carwell vs. Cincinnati, Sept. 17, 1972
44 yds	Devin McCourty at L.A. Chargers, Dec. 6, 2020

BLOCKED PUNT RETURNED FOR TD

31 yds	Rod McSwain at L.A. Rams, Nov. 16, 1986
29 yds	Kyle Van Noy at Chicago , Oct. 21, 2018
20 yds	Don Webb vs. San Diego, Dec. 17, 1961
17 yds	Mosi Tatupu at New Orleans, Nov. 30, 1986
11 yds	Matthew Slater at Buffalo, Sept. 29, 2019
10 yds	Roland Moss vs. Buffalo, Nov. 14, 1971
8 yds	Rick Sanford vs. Baltimore, Nov. 18, 1979
6 yds	Chase Winovich vs. N.Y. Giants, Oct. 10, 2019
4 yds	Tedy Bruschi vs. Baltimore, Oct. 6, 1996
3 yds	Willie Scott vs. Indianapolis, Nov. 22, 1987
0 yds	JD Garrett at Miami on Dec. 17, 1967
0 yds	Leroy Moore vs. Oakland, Nov. 17, 1961

MOST FIELD GOAL ATTEMPTS

FIELD GOALS

Career –	428	Stephen Gostkowski, 2006-19
	334	Gino Cappelletti, 1960-70
	321	Adam Vinatieri, 1996-2005
	191	John Smith, 1974-83
	125	Tony Franklin, 1984-87
	121	Nick Folk, 2019-22
Season –	41	Stephen Gostkowski, 2013
		Tony Franklin, 1986
	40	Stephen Gostkowski, 2017
		Stephen Gostkowski, 2008
	39	Nick Folk, 2021
		Adam Vinatieri, 1998
		Gino Cappelletti, 1964
Game –	7	Jason Staurovsky, vs. IND, Dec. 3, 1989
		Gino Cappelletti vs. CIN, Nov. 16, 1969
		Gino Cappelletti vs. BUF, Sept. 24, 1967
		Gino Cappelletti vs. SD, Sept. 20, 1964
	6	Nick Folk, vs. TEN, Nov. 28, 2021
		Stephen Gostkowski vs. LAC, Oct. 29, 2017
		Adam Vinatieri vs. JAX, Sept. 22, 1996
		Gino Cappelletti vs. NYJ, Sept. 27, 1964
		Gino Cappelletti at DEN, Oct. 4, 1964
		Gino Cappelletti vs. HOU, Dec. 18, 1965
Most Seasons Leading League –		
	3	Stephen Gostkowski, 2008, 2013-14
		Gino Cappelletti, 1961, 63-64
	2	Adam Vinatieri, 2004
		Tony Franklin, 1986

FIELD GOALS (CONT.)

MOST FIELD GOALS MADE

Career –	374	Stephen Gostkowski, 2006-19
	263	Adam Vinatieri, 1996-2005
	176	Gino Cappelletti, 1960-70
	128	John Smith, 1974-83
	108	Nick Folk, 2019-22
	93	Tony Franklin, 1984-87
Season –	38	Stephen Gostkowski, 2013
	37	Stephen Gostkowski, 2017
	36	Nick Folk, 2021
		Stephen Gostkowski, 2008
	35	Stephen Gostkowski, 2014
Game –	6	Gino Cappelletti vs. Denver, Oct. 4, 1964
	5	Nick Folk, at N.Y. Jets, Oct. 30, 2022
		Nick Folk, vs. Detroit, Oct. 9, 2022
		Nick Folk, vs. Tennessee, Nov. 28, 2021
		Stephen Gostkowski vs. Kansas City, Oct. 14, 2018
		Stephen Gostkowski vs. Cincinnati, Oct. 5, 2014
		Adam Vinatieri vs. Buffalo, Nov. 14, 2004
		Adam Vinatieri vs. Jacksonville, Sept. 22. 1996
		Jason Staurovsky vs. Indianapolis, Dec. 3, 1989
Game (No Misses) –		
	6	Gino Cappelletti vs. Denver, Oct. 4, 1964
	5	Nick Folk, at N.Y. Jets, Oct. 30, 2022
		Nick Folk, vs. Detroit, Oct. 9, 2022
		Stephen Gostkowski vs. Kansas City, Oct. 14, 2018
		Stephen Gostkowski vs. Cincinnati, Oct. 5, 2014
		Adam Vinatieri vs. Buffalo, Nov. 14, 2004
Longest Made –		
	63	Joey Slye at San Francisco, Sept. 29, 2024
	62	Stephen Gostkowski at Oakland, Nov. 19, 2017*
	59	Andy Borregales, vs. Miami, Jan. 4, 2026
	58	Stephen Gostkowski vs. Carolina, Oct. 1, 2017
	57	Stephen Gostkowski at Dallas, Oct. 11, 2015
		Adam Vinatieri at Chicago, Nov. 10, 2002
	56	Chad Ryland at Denver, Dec. 24, 2023
	55	Adam Vinatieri at St. Louis, Dec. 13, 1998
		Matt Bahr at Miami, Nov. 12, 1995
	54	Joey Slye vs. Indianapolis, Dec. 1, 2024
		Joey Slye at San Francisco, Sept. 29, 2024
		Stephen Gostkowski at N.Y. Giants Nov. 15, 2015
		Stephen Gostkowski vs. New Orleans , Oct. 13, 2013
		Adam Vinatieri vs. Cleveland, Dec. 12, 2001

***Mexico City**

Most 50-Yard Field Goals Made –

Career –	25	Stephen Gostkowski (2006-19)
	12	Nick Folk (2019-22)
	8	Adam Vinatieri (1996-05)
	6	Joey Slye (2024)
	3	Tony Franklin (1984-87)
Season –	6	Joey Slye, 2024
	5	Nick Folk, 2021
		Stephen Gostkowski, 2013
	4	Andy Borregales, 2025
		Nick Folk, 2022
		Stephen Gostkowski, 2017
		Stephen Gostkowski, 2015
Game –	2	Joey Slye at San Francisco, Sept. 29, 2024 (63,54)
		Nick Folk at Houston, Oct. 10, 2021 (52,52)
		Stephen Gostkowski at Oakland*, Nov. 19, 2017 (62,51)
		Stephen Gostkowski at Houston, Dec. 1, 2013 (53,53)
		Stephen Gostkowski vs. Arizona, Sept. 16, 2012 (51,53)

PATRIOTS INDIVIDUAL RECORDS

RUSHING

MOST RUSHING ATTEMPTS

Career –
1,385 Sam Cunningham, 1973-79, 1981-82
1,323 Jim Nance, 1965-71
1,191 Tony Collins, 1981-87
958 Curtis Martin, 1995-97
891 John Stephens, 1988-92

Season –
368 Curtis Martin, 1995
345 Corey Dillon, 2004
316 Curtis Martin, 1996
300 Leonard Russell, 1993

Game –
40 Curtis Martin vs. NYJ, Sept. 14, 1997 (199 yds)
38 Jim Nance vs. OAK, Oct. 30, 1966 (208 yds)
37 Jonas Gray at IND, Nov. 16, 2014 (201 yds)
36 Curtis Martin vs. BUF, Oct. 23, 1995 (127 yds)
35 Curtis Martin vs. IND, Nov. 24, 1996 (141 yds)
Curtis Martin at NYJ, Nov. 5 1995 (166 yds)
Michael LeBlanc vs. BUF Oct. 11, 1987 (146 yds)
John Stephens vs. CHI, Oct. 30, 1988 (124 yds)

Seasons Leading League –
3 Jim Nance, 1966-67, 69

MOST RUSHING YARDS

Career –
5,453 Sam Cunningham, 1973-79, 1981-82
5,323 Jim Nance, 1965-71
4,647 Tony Collins, 1981-87
3,799 Curtis Martin, 1995-97
3,669 Rhamondre Stevenson, 2021-25
3,607 Kevin Faulk, 1999-2011
3,391 Don Calhoun, 1975-81

Season –
1,635 Corey Dillon, 2004
1,487 Curtis Martin, 1995
1,458 Jim Nance, 1966
1,263 Stevan Ridley, 2012
1,227 Craig James, 1985
1,216 Jim Nance, 1967

Game –
212 Tony Collins vs. N.Y. Jets, Sept. 18, 1983 (23 att.)
208 Jim Nance vs. Oakland, Oct. 30, 1966 (38 att.)
201 Jonas Gray at Indianapolis, Nov. 16, 2014 (37 att.)
199 Curtis Martin vs. N.Y. Jets, Sept. 14, 1997 (40 att.)
196 Robert Edwards at St. Louis, Dec. 13, 1998 (24 att.)
189 LeGarrette Blount vs. Buffalo, Dec. 29, 2013 (24 att.)
185 Jim Nance vs. Buffalo, Sept. 24, 1967 (34 att.)

Seasons Leading League –
2 Jim Nance, 1966-67

LONGEST RUN FROM SCRIMMAGE

85 Larry Garron vs. Buffalo, Oct. 22, 1961 (TD)
80 Carl Garrett vs. Miami, Nov. 9, 1969 (TD)
77 Robert Weathers vs. Baltimore, Sept. 4, 1983
Ron Burton at Denver, Oct. 23, 1960

HIGHEST AVERAGE RUSHING GAIN

Career (400 Attempts) –
4.66 Damien Harris, 2019-22 (449-2,094)
4.39 Rhamondre Stevenson, 2021-25 (836-3,669)
4.34 Stevan Ridley, 2011-14 (649-2,817)
4.31 LeGarrette Blount, 2013-16 (677-2,917)
4.28 Sony Michel, 2018-20 (536-2,292)
4.22 Corey Dillon, 2004-06 (753-3,180)
Craig James, 1984-88 (585-2,469)
4.18 Laurence Maroney, 2006-09 (582-2,430)
4.17 Kevin Faulk, 1999-2011 (864-3,607)
4.16 Carl Garrett, 1969-72 (537-2,235)
4.14 Don Calhoun, 1975-81 (820-3,391)

HIGHEST AVERAGE RUSHING GAIN (CONT.)

Season (100 Attempts) –
5.59 Don Calhoun, 1976 (129-721)
5.45 Mosi Tatupu, 1983 (106-578)
5.06 TreVeyon Henderson, 2025 (180-911)
5.05 LeGarrette Blount, 2013 (153-772)
5.04 Damien Harris, 2020 (137-691)
Carl Garrett, 1969 (137-691)
4.98 Dion Lewis, 2017 (180-896)

Game (10 Attempts) –
11.60 Larry Garron vs. Buffalo, Oct. 22, 1961 (10-116)
11.36 Sam Cunningham at Buffalo, Oct. 20, 1974 (11-125)
11.14 Laurence Maroney vs. Miami, Dec. 23, 2007 (14-156)
11.10 Damien Harris at Buffalo, Dec. 6, 2021 (10-111)

MOST RUSHING TOUCHDOWNS

Career –
45 Jim Nance, 1965-71
43 Sam Cunningham, 1973-79, 1981
37 Corey Dillon, 2004-06
35 Steve Grogan, 1975-90
34 LeGarrette Blount, 2013-16
32 Curtis Martin, 1995-97
Tony Collins, 1981-87
29 BenJarvus Green-Ellis, 2008-11
28 Rhamondre Stevenson, 2021-25

Season –
18 LeGarrette Blount, 2016
15 Damien Harris, 2021
14 Curtis Martin, 1996
Curtis Martin, 1995
13 BenJarvus Green-Ellis, 2010
Corey Dillon, 2006
12 Cam Newton, 2020
Stevan Ridley, 2012
Corey Dillon, 2005
Corey Dillon, 2004
Antowain Smith, 2001
Steve Grogan, 1976

PATRIOTS INDIVIDUAL RECORDS

RUSHING (CONT.)

MOST RUSHING TOUCHDOWNS (CONT.)

Game –

4	Jonas Gray at Indianapolis, Nov. 16, 2014
3	Damien Harris vs. Buffalo, Dec. 26, 2021
	Sony Michel at New York Jets, Oct. 21, 2019
	Mike Gillislee vs. Kansas City, Sept. 7, 2017
	LeGarrette Blount vs. Seattle, Nov. 13, 2016
	LeGarrette Blount vs. Jacksonville, Sept. 27, 2015
	Corey Dillon vs. Detroit, Dec. 3, 2006
	Curtis Martin, vs. Miami, Nov. 3, 1996
	Mosi Tatupu at L.A. Rams, Dec. 11, 1983
	Tony Collins vs. N.Y. Jets, Sept. 18, 1983
	Sam Cunningham at Buffalo, Oct. 20, 1974

Seasons Leading League –

1	LeGarrette Blount, 2016
	Jim Nance, 1966

MOST 100-YARD RUSHING GAMES

17	Jim Nance (1965-71)
14	Curtis Martin (1995-97)
11	Corey Dillon (2004-06)
	Sam Cunningham (1973-79, 81-82)
8	Damien Harris (2019-21)

MOST 1,000-YARD SEASONS

3	Curtis Martin (1995-97)
2	Jim Nance (1965-71)

Patriots RB Jonas Gray rushed for 199 yards and a franchise-record 4 touchdowns in his fourth career game at Indianapolis on Nov. 16, 2014, to lead the Patriots to a 42-20 victory on Sunday night.

PATRIOTS INDIVIDUAL RECORDS

PASSING

MOST PASSING YARDS

Career –	74,571	Tom Brady, 2000-19
	29,657	Drew Bledsoe, 1993-2001
	26,886	Steve Grogan, 1975-90
	16,747	Babe Parilli, 1961-67
	10,732	Tony Eason, 1983-89
Season –	5,235	Tom Brady, 2011
	4,827	Tom Brady, 2012
	4,806	Tom Brady, 2007
	4,770	Tom Brady, 2015
	4,577	Tom Brady, 2017
	4,555	Drew Bledsoe, 1994
Game –	517	Tom Brady at Miami, Sept. 12, 2011
	466	Tom Brady at Buffalo, Sept. 20, 2015
	447	Tom Brady at New Orleans, Sept. 17, 2017
	443	Tom Brady vs. San Francisco, Dec. 16, 2012
	432	Tom Brady vs. Pittsburgh, Nov. 3, 2013
	426	Drew Bledsoe vs. Minnesota, Nov. 13, 1994
	423	Tom Brady vs. San Diego, Sept. 18, 2011

Seasons Leading League –

3	Tom Brady, 2005, 2007, 2017
1	Drew Bledsoe, 1994
	Babe Parilli, 1964

HIGHEST COMPLETION PERCENTAGE

Career –	66.8	Drake Maye, 2024-25
	66.1	Mac Jones, 2021-23
	65.8	Cam Newton, 2020
	63.8	Tom Brady, 2000-19
	63.2	Bailey Zappe, 2022-23
	58.4	Tony Eason, 1983-89
	56.3	Drew Bledsoe, 1993-2001

Season (100 Attempts) –

.720	Drake Maye, 2025 (492-354)
.689	Tom Brady, 2007 (578-398)
.676	Mac Jones, 2021 (521-352)
.674	Tom Brady, 2016 (432-291)
.666	Drake Maye, 2024 (338-225)
.663	Tom Brady, 2017 (581-385)
.659	Tom Brady, 2010 (492-324)

Game (20 Attempts) –

.913	Drake Maye at Tennessee, Oct. 19, 205 (23-21)
.905	Drake Maye at N.Y. Jets, Dec. 28, 2025 (21-19)
.885	Tom Brady vs. Jacksonville, Dec. 27, 2009 (26-23)
.857	Tom Brady vs. Chicago, Oct. 26, 2014 (35-30)
.853	Tom Brady vs. Tennessee, Oct. 18, 2009 (34-29)
.852	Mac Jones vs. N.Y. Jets, Nov. 20, 2022 (27-23)
.846	Mac Jones at Atlanta, Nov. 18, 2021 (26-22)
.846	Tom Brady at Buffalo, Nov. 3, 2002 (26-22)
.840	Tom Brady at Miami, Nov. 21, 2007 (25-21)
.833	Mac Jones vs. Buffalo, Oct. 22, 2023 (25-30)
.829	Tom Brady vs. Cincinnati, Oct. 16, 2016 (35-29)

Seasons Leading League –

1	Tom Brady, 2007
	Babe Parilli, 1961

MOST COMPLETIONS

Career –	6,377	Tom Brady, 2000-19
	2,544	Drew Bledsoe, 1993-2001
	1,879	Steve Grogan, 1975-90
Season –	402	Tom Brady, 2015
	401	Tom Brady, 2012
		Tom Brady, 2011
	400	Drew Bledsoe, 1994
	398	Tom Brady, 2007
	385	Tom Brady, 2017
Game –	45	Drew Bledsoe vs. Minnesota, Nov. 13, 1994**
	39	Tom Brady vs. Buffalo, Sept. 14, 2009
		Tom Brady vs. Kansas City, Sept. 22, 2002
		Drew Bledsoe at Pittsburgh, Dec. 16, 1995
	38	Tom Brady at Buffalo, Sept. 20, 2015
		Tom Brady vs. Detroit, Nov. 23, 2014

MOST PASS ATTEMPTS

Career –	9,988	Tom Brady, 2000-19
	4,518	Drew Bledsoe, 1993-2001
	3,593	Steve Grogan, 1975-90
Season –	691	Drew Bledsoe, 1994
	637	Tom Brady, 2012
	636	Drew Bledsoe, 1995
	628	Tom Brady, 2013
Game –	70	Drew Bledsoe vs. Minnesota, Nov. 13, 1994*
	65	Tom Brady vs. San Francisco, Dec. 16, 2012
	60	Drew Bledsoe at Pittsburgh, Dec. 16, 1995
	59	Tom Brady at Buffalo, Sept. 20, 2015
		Steve Grogan vs. New Orleans, Nov. 12, 1989

HIGHEST PASSER RATING

Career (200 Attempts) –

103.1	Drake Maye, 2024-25
97.0	Tom Brady, 2000-2019
88.2	Matt Cassel, 2005-08

Season (100 Attempts) –

117.2	Tom Brady, 2007
113.8	Steve Grogan, 1986
113.5	Drake Maye, 2025
112.2	Tom Brady, 2016
111.0	Tom Brady, 2010

Game –

45	Drew Bledsoe vs. Minnesota, Nov. 13, 1994**
39	Tom Brady vs. Buffalo, Sept. 14, 2009
	Tom Brady vs. Kansas City, Sept. 22, 2002
	Drew Bledsoe at Pittsburgh, Dec. 16, 1995
38	Tom Brady at Buffalo, Sept. 20, 2015
	Tom Brady vs. Detroit, Nov. 23, 2014

Seasons Leading League –

2	Tom Brady, 2007, 2010
1	Drake Maye, 2025

LONGEST PASS COMPLETION

99t	Tom Brady at MIA, Sept. 12, 2011 (to Wes Welker)**
91t	Tom Brady at IND, Oct. 21, 2001 (to David Patten)
90t	Tony Eason at CHI, Sept. 15, 1985 (to Craig James)
88t	Jim Plunkett vs. BAL, Dec. 19, 1971 (to Randy Vataha)

PATRIOTS INDIVIDUAL RECORDS

PASSING (CONT.)

87t Tom Sherman vs. NYJ, Oct. 27, 1968 (to Jim Whalen)
86t Drew Bledsoe at PIT, Dec. 6, 1998 (to Terry Glenn)
84t Drew Bledsoe vs. MIA, Nov. 3, 1996 (to Ben Coates)

FEWEST INTERCEPTIONS THROWN

Career (500 Attempts) –

13 Matt Cassel, 2005-08
18 Drake Maye, 2024-25
24 Butch Songin, 1960-61
28 Hugh Millen, 1991-92
36 Mac Jones, 2021-23)
44 Mike Taliaferro, 1968-70
48 Tony Eason, 1983-89

FEWEST INTERCEPTIONS THROWN

Season (100 Attempts) –

2 Tom Brady, 2016 (432 att.)
Steve Grogan, 1986 (102 att.)
4 Tom Brady, 2010 (492 att.)
Scott Zolak, 1992 (100 att.)
Tony Eason, 1989 (105 att.)
Steve Grogan, 1982 (122 att.)

***NFL Record** ****Tied NFL Record**

LOWEST INTERCEPTION PERCENTAGE

Season (100 Attempts) –

0.5 Tom Brady, 2016 (2-432)
0.8 Tom Brady, 2010 (4-492)
1.1 Tom Brady, 2015 (7-624)
1.3 Tom Brady, 2019 (8-613)
Tom Brady, 2012 (8-637)
1.4 Tom Brady, 2017 (8-581)
Tom Brady, 2007 (8-578)

MOST INTERCEPTIONS THROWN

Career (500 Attempts) –

208 Steve Grogan, 1975-90
178 Tom Brady, 2000-19
138 Babe Parilli, 1961-67
Drew Bledsoe, 1993-2001
87 Jim Plunkett, 1971-75

Season – 27 Drew Bledsoe, 1994
Babe Parilli, 1964
26 Babe Parilli, 1965
25 Jim Plunkett, 1972
24 Babe Parilli, 1967
Babe Parilli, 1963

Game (25 Attempts) –

6 Steve Grogan vs. San Francisco, Nov. 30, 1980
Babe Parilli vs. Denver, Sept. 3, 1967
5 Nine times. Most Recent:
Drew Bledsoe at Miami, Nov. 21, 1999

MOST TOUCHDOWN PASSES

Career – 541 Tom Brady, 2000-19
182 Steve Grogan, 1975-90
166 Drew Bledsoe, 1993-2001
132 Vito (Babe) Parilli, 1961-67
62 Jim Plunkett, 1971-75

Season – 50 Tom Brady, 2007
39 Tom Brady, 2011
36 Tom Brady. 2015
Tom Brady, 2010
34 Tom Brady, 2012
33 Tom Brady, 2014
32 Tom Brady, 2017
31 Drake Maye, 2025.Babe Parilli, 1964

MOST TOUCHDOWN PASSES (CONT.)

Game – 6 Tom Brady vs. Tennessee, Oct. 18, 2009
Tom Brady at Miami, Oct. 21, 2007
5 Drake Maye at N.Y. Jets, Dec. 28, 2025
Tom Brady vs. Houston, Sept. 24, 2017
Tom Brady vs. Chicago, Oct. 26, 2014
Tom Brady at Buffalo, Nov. 18, 2007
Tom Brady at Dallas, Oct. 14, 2007
Steve Grogan vs. N.Y. Jets, Sept. 9, 1979
Babe Parilli at Buffalo, Nov. 15, 1964
Babe Parilli vs. Miami, Oct. 15, 1967

Quarter –

5 Tom Brady vs. Tennessee, Oct. 18, 2009 (2nd Qtr)*
3 Drake Maye at N.Y. Jets, Dec. 28, 2025 (2nd QT)
Drake Maye vs. Cleve, Oct. 26, 2025 (3rd QT)
Tom Brady at Miami, Dec. 9, 2018 (2nd Qtr)
Tom Brady at New Orleans, Sept. 17, 2017 (1st Qtr)
Tom Brady vs. Chicago, Oct. 26, 2014 (2nd Qtr)
Tom Brady at N.Y. Jets, Nov. 22, 2012 (2nd Qtr)
Tom Brady at Buffalo, Nov. 18, 2007 (2nd Qtr)
Tom Brady at Miami, Oct. 21, 2007 (2nd Qtr)

Most Seasons Leading League –

4 Tom Brady, 2002, 2007, 2010, 2015
1 Steve Grogan, 1979 (tied Brian Sipe of CLE.-28)
Babe Parilli, 1964

MOST 300-YARD PASSING GAMES

92 Tom Brady (2000-19)
26 Drew Bledsoe (1993-2001)
12 Steve Grogan (1975-90)

MOST 3,000-YARD PASSING SEASONS

17 Tom Brady (2000-19)
7 Drew Bledsoe (1993-2001)

MOST 4,000-YARD PASSING SEASONS

11 Tom Brady (2000-19)
2 Drew Bledsoe (1993-2001)

***NFL Record**

PATRIOTS INDIVIDUAL RECORDS

RECEIVING

MOST RECEPTIONS

Career –

672	Wes Welker, 2007-12
620	Julian Edelman, 2009-20
557	Troy Brown, 1993-2007
534	Stanley Morgan, 1977-89
521	Rob Gronkowski, 2010-18

Season –

123	Wes Welker, 2009
122	Wes Welker, 2011
118	Wes Welker, 2012
112	Wes Welker, 2007
111	Wes Welker, 2008
105	Julian Edelman, 2013
101	Troy Brown, 2001
100	Julian Edelman, 2019

MOST RECEPTIONS (CONT.)

Game –

16	Wes Welker at Buffalo, Sept. 25, 2011 (217 yds)
	Troy Brown, vs. Kansas City (OT), Sept. 22, 2002 (176)
15	Wes Welker vs. N.Y. Jets, Nov. 22, 2009 (192)
13	Julian Edelman at Miami, Dec. 15, 2013 (139)
	Julian Edelman vs. N.Y. Jets, Sept. 12, 2013 (78)
	Wes Welker vs. Denver, Oct. 7, 2012 (104)
	Wes Welker vs. Jacksonville, Dec. 27, 2009 (138)
	Wes Welker vs. Philadelphia, Nov. 25, 2007 (149)
	Deion Branch, at San Diego, Sept. 29, 2002 (128)
	Terry Glenn at Cleveland, Oct. 3, 1999 (214)

MOST RECEPTIONS (CONT.)

Most Seasons Leading League –

3	Wes Welker (2007, 09, 11)

MOST RECEIVING YARDS

Career –

10,352	Stanley Morgan, 1977-89
7,861	Rob Gronkowski 2010-18
7,459	Wes Welker, 2007-12
6,822	Julian Edelman, 2009-20
6,366	Troy Brown, 1993-2007
5,726	Irving Fryar, 1984-92

Season –

1,569	Wes Welker, 2011
1,493	Randy Moss, 2007
1,491	Stanley Morgan, 1986
1,354	Wes Welker, 2012
1,348	Wes Welker, 2009
1,327	Rob Gronkowski, 2011

Game –

217	Wes Welker at Buffalo, Sept. 25, 2011 (16 rec)
214	Terry Glenn at Cleveland, Oct. 3, 1999 (13)
193	Terry Glenn at Pittsburgh, Dec. 6, 1998 (9)
192	Wes Welker vs. N.Y. Jets, Nov. 22, 2009 (15)
190	Brandon Lloyd vs. San Francisco, Dec. 16, 2012 (10)
183	Randy Moss at N.Y. Jets, Sept. 9, 2007 (9)

Longest Reception –

99t	Wes Welker at Miami, Sept. 12, 2011**
91t	David Patten at Indianapolis, Oct. 21, 2001
90t	Craig James at Chicago, Sept. 15, 1985
88t	Randy Vataha vs. Baltimore, Dec. 19, 1971
87t	Jim Whalen vs. N.Y. Jets, Oct. 27, 1968
86t	Terry Glenn at Pittsburgh, Dec. 6, 1998

HIGHEST AVERAGE GAIN PER RECEPTION

Career (150 Minimum) –

20.3	Harold Jackson, 1978-81 (156-3,162)
19.4	Stanley Morgan, 1977-89 (534-10,352)
17.7	Jim Colclough, 1960-68 (283-5,001)
17.3	Shawn Jefferson, 1996-99 (178-3,087)
17.2	Randy Vataha, 1971-76 (178-3,055)
16.3	Jim Whalen, 1965-69 (153-2,487)

Season (35 Minimum) –

23.4	Stanley Morgan, 1981 (44-1,029)
22.8	Stanley Morgan, 1979 (44-1,002)
22.5	Harold Jackson, 1979 (45-1,013)
22.0	Stanley Morgan, 1980 (45-991)
21.7	Jim Colclough, 1962 (40-868)

Game (4 Minimum) –

36.4	Stanley Morgan vs. Miami, Nov. 8, 1981 (5-182)
35.5	Stanley Morgan vs. San Francisco, Nov. 30, 1980 (4-142)
	Jim Colclough vs. N.Y. Jets, Oct. 6, 1962 (4-142)
35.0	Aaron Marsh vs. N.Y. Jets, Sept. 22, 1968 (4-140)
34.0	Stanley Morgan at Balt., Nov. 26, 1978 (5-170)

MOST TOUCHDOWN RECEPTIONS

Career –

79	Rob Gronkowski, 2010-18
67	Stanley Morgan, 1977-89
50	Randy Moss, 2007-10
	Ben Coates, 1991-99
42	Gino Cappelletti, 1960-68
39	Jim Colclough, 1960-68

Season –

23	Randy Moss, 2007*
17	Rob Gronkowski, 2011
13	Randy Moss, 2009
12	Rob Gronkowski, 2014
	Stanley Morgan, 1979
11	Rob Gronkowski, 2015
	Rob Gronkowski, 2012
	Randy Moss, 2008

Game –

4	Randy Moss at Buffalo, Nov. 18, 2007
3	Fourteen Times. Most Recent:
	Martellus Bennett at Cleveland, Oct. 9, 2016

Quarter –

3	Randy Moss at Buffalo, Nov. 18, 2007 (2nd Q)**
2	17 times. Most Recent:
	Hunter Henry at Pitt, Dec. 7, 2023 (2nd Q)

Most Seasons Leading League –

2	Randy Moss (2007, 09)
1	Rob Gronkowski (2011)
	Stanley Morgan (1979)

MOST 100-YARD RECEIVING GAMES

38	Stanley Morgan (1977-89)
28	Rob Gronkowski (2010-18)
	Wes Welker (2007-12)

RECEIVING (CONT.)

18	Randy Moss (2007-10)
15	Julian Edelman (2009-20)

MOST 1,000-YARD RECEIVING SEASONS

5	Wes Welker (2007-09, 11-12)
4	Rob Gronkowski (2011, 14-15, 17)
3	Julian Edelman (2013, 16, 19)
	Randy Moss (2007-09)
	Stanley Morgan (1979, 81, 86)
2	Terry Glenn (1996, 99)

*NFL Record ** Tied NFL Record

INTERCEPTIONS

MOST INTERCEPTIONS

Career –	36	Ty Law, 1995-2004
		Raymond Clayborn, 1977-89
	35	Devin McCourty, 2010-22
	29	Ron Hall, 1961-67
		Roland James, 1980-90
		Fred Marion, 1982-91
	28	Mike Haynes, 1976-82
Season –	11	Ron Hall, 1964
	10	Asante Samuel, 2006
	9	J.C. Jackson, 2020
		Ty Law, 1998
	8	J.C. Jackson, 2021
		Ronnie Lippett, 1986
		Mike Haynes, 1976
Game –		
3	Eight Times. Most Recent:	
	Leigh Bodden vs. N.Y. Jets, Nov. 22, 2009	

MOST INTERCEPTION RETURN YARDAGE

Career –	583	Ty Law, 1995-2004
	581	Devin McCourty, 2010-22
	555	Raymond Clayborn, 1977-89
	476	Ron Hall, 1961-67
	457	Fred Marion, 1982-91
Season –	277	Bob Suci, 1963
	189	Fred Marion, 1985
	182	Prentice McCray, 1976
	181	Otis Smith, 2001
	159	Ron Hall, 1966
Game –		
118	Prentice McCray at N.Y. Jets, Nov. 21, 1976 (2)	
115	Fred Marion at Seattle, Nov. 17, 1985 (2)	
110	Bob Suci vs. Houston, Nov. 1, 1963 (2)	
100	Jimmy Hitchcock, vs. Miami, Nov. 23, 1997 (1)	
99	Rick Sanford at Chicago, Dec. 5, 1982 (1)	

MOST INT. RETURN YARDAGE

Longest Return –

100	Jimmy Hitchcock, vs. Miami, Nov. 23, 1997 (TD)
99	Rick Sanford at Chicago, Dec. 5, 1982 (TD)
98	Bob Suci vs. Houston, Nov. 1, 1963 (TD)
91	Darius Butler at Houston, Jan. 3, 2010 (TD)
90	Victor Green at N.Y. Jets, Sept. 15, 2002 (TD)

TOUCHDOWNS

Career –	6	Ty Law, 1995-2004
	4	Tedy Bruschi, 1996-2008
	3	Asante Samuel, 2003-07
Season –	2	Kyle Dugger, 2022
		Stephon Gilmore, 2019
		Tedy Bruschi, 2003
		Tedy Bruschi, 2002
		Ty Law, 2001
		Otis Smith, 2001
		Ronnie Lippett, 1987
		Prentice McCray, 1976
		Bob Suci, 1963
		Don Webb, 1961
Game –	2	Prentice McCray at N.Y. Jets, Nov. 21, 1976

DEFENSIVE TOUCHDOWNS

TOUCHDOWNS

Career –	6	Ty Law, 1995-2004
	4	Tedy Bruschi, 1996-2008
	4	Willie McGinest, 1994-2005
	3	Kyle Dugger, 2020-22
	3	Kyle Van Noy, 2016-19, 2021
	3	Asante Samuel, 2003-07
Season –	3	Kyle Dugger, 2022
	2	Stephon Gilmore, 2019
		Gary Guyton, 2010
		Tedy Bruschi, 2003
		Tedy Bruschi, 2002
		Ty Law, 2001
		Otis Smith, 2001
		Willie McGinest, 1996
		Ricky Reynolds, 1994
		Vincent Brown, 1992
		Ronnie Lippett, 1987
		Prentice McCray, 1976
		Bob Suci, 1963
		Don Webb, 1961

PATRIOTS INDIVIDUAL RECORDS

PUNTING

MOST PUNTS

Career –

468	Rich Camarillo, 1981-87
409	Ryan Allen, 2013-18
377	Tom Yewcic, 1961-66
243	Tom Janik, 1969-71
222	Jake Bailey, 2019-22
	Mike Patrick, 1975-78
219	Bryce Barringer, 2023-25
215	Tom Tupa, 1996-98

Season –

103	Shawn McCarthy, 1992
98	Bryce Baringer, 2023
92	Rich Camarillo, 1985
91	Jeff Feagles, 1988
90	Lee Johnson, 1999
89	Lee Johnson, 2000
	Rich Camarillo, 1986
88	Brian Hansen, 1990

Game –

11	Ryan Allen, vs. N.Y. Jets, Sept. 12, 2013
	Shawn McCarthy, vs. New Orleans, Nov. 8, 1992
	Rich Camarillo at Chicago, Sept. 15, 1985
	Rich Camarillo at Dallas, Nov. 22, 1984
	Jim Fraser vs. N.Y. Jets, Oct. 2, 1966
10	10 Times. Most Recent:
	Ryan Allen at Denver, Nov. 29, 2015

MOST PUNTING YARDS

Career –

19,922	Rich Camarillo, 1981-87
18,526	Ryan Allen, 2013-18
14,553	Tom Yewcic, 1961-66
10,500	Bryce Baringer, 2023-25
9,602	Tom Tupa, 1996-98
9,516	Tom Janik, 1969-71

Season –

4,598	Bryce Baringer, 2023
4,227	Shawn McCarthy, 1992
3,953	Rich Camarillo, 1985
3,798	Lee Johnson, 2000
3,752	Brian Hansen, 1990
3,746	Rich Camarillo, 1986

Game –

514	Ryan Allen, vs. N.Y. Jets, Sept. 12, 2013 (11)
	Rich Camarillo at Chicago, Sept. 15, 1985 (11)
479	Rich Camarillo at Dallas, Nov. 22, 1984 (11)
450	Ryan Allen at Denver, Nov 29, 2015 (10)
436	Bob Scarpitto vs. Oakland, Oct. 6, 1968 (10)
435	Jake Bailey at Buffalo, Sept. 29, 2019 (9)

Longest Punt –

93	Shawn McCarthy at Buffalo, Nov. 3, 1991
89	Luke Prestridge vs. Miami, Oct. 21, 1984
87	Bob Scarpitto at Denver, Sept. 29, 1968
82	Luke Prestridge vs. N.Y. Jets, Oct. 28, 1984
79	Bryce Baringer vs. Indianapolis, Nov. 12, 2023
76	Lee Johnson, at Cincinnati, Sept. 9, 2001
	Rich Camarillo vs. N.Y. Jets, Sept. 19, 1982

HIGHEST AVERAGE YARDS PER PUNT

Career (100 Punts Minimum) –

47.9	Bryce Baringer, 2023-25 (219)
45.9	Jake Bailey, 2019-22 (222)
45.3	Ryan Allen, 2013-18 (409)
44.7	Tom Tupa, 1996-98 (215)
44.2	Zoltan Mesko, 2010-12 (175)
43.6	Josh Miller, 2004-06 (175)

Season (Qualifiers) –

49.8	Bryce Baringer, 2024
48.7	Jake Bailey, 2020
47.3	Jake Bailey, 2021
47.4	Bryce Baringer, 2025
46.9	Bryce Baringer, 2023
46.5	Zoltan Mesko, 2011
46.4	Ryan Allen, 2014
	Tom Tupa, 1997
46.0	Ryan Allen, 2015
45.9	Ryan Allen, 2013

HIGHEST AVERAGE YARDS PER PUNT

Game (4 Punts Minimum) –

62.5	Bryce Baringer vs. Indianapolis, Nov. 12, 2023 (4)
57.0	Bryce Baringer at Chicago, Nov. 10, 2024 (5)
57.0	Bryce Baringer vs. Seattle, Sept. 9, 2014 (6)
56.6	Jake Bailey vs. New Orleans, Sept. 26, 2021 (5)
55.6	Tom Tupa at Indianapolis, Sept. 7, 1997 (5)
55.5	Ryan Allen at Jacksonville, Sept. 16, 2018 (4)
55.0	Bryce Baringer vs. L.A. Chargers, Dec. 28, 2024 (4)
54.3	Bruce Baringer vs. Washington, Nov. 5, 2023 (6)
54.3	Pat O'Neill at Detroit, Sept. 25, 1994 (4)
53.0	Bryce Baringer at Miami, Oct. 29, 2023 (5)
52.6	Ryan Allen at N.Y. Jets, Dec. 21, 2014 (5)
52.5	Ryan Allen vs. New Orleans, Oct. 13, 2013 (4)
52.3	Bryce Baringer at Jacksonville, Oct. 20, 2024 (4)
52.3	Zoltan Mesko vs. Miami, Dec. 24, 2011 (6)

HIGHEST NET AVERAGE YARDS PER PUNT

Season (50 Punts Minimum) –

45.6	Jake Bailey, 2020 (55-2,507)
41.7	Bryce Baringer, 2024 (70-3,486)
41.5	Zoltan Mesko, 2011 (57-2,648)
41.4	Ryan Allen, 2016 (72-3,217)
41.3	Jake Bailey, 2019 (81-3,638)

INSIDE THE 20-YARD LINE

Season –

38	Bryce Baringer, 2023
36	Jake Bailey, 2019
31	Bryce Baringer, 2024
31	Jake Bailey, 2020
31	Ryan Allen, 2015
31	Lee Johnson, 2000

INSIDE THE 20-YARD LINE

Game –

6	Jake Bailey at Philadelphia, Nov. 17, 2019
6	Ryan Allen vs. Houston, Sept. 22, 2016
6	Lee Johnson vs. Buffalo, Nov. 5, 2000

PATRIOTS INDIVIDUAL RECORDS

PUNT RETURNS

MOST PUNT RETURNS

Career –

252	Troy Brown, 1993-2007
206	Irving Fryar, 1984-92
177	Julian Edelman, 2009-20
142	David Meggett, 1995-97
114	Wes Welker, 2007-12
111	Mike Haynes, 1976-82

Season –

52	David Meggett, 1996
45	David Meggett, 1997
	David Meggett, 1995
	Mike Haynes, 1976
39	Troy Brown, 2000

Game –

10	Ronnie Harris at Pittsburgh, Dec. 5, 1993
8	Gunner Olszewski vs. N.Y. Jets, Sept. 22, 2019
7	Kevin Faulk at Green Bay, Nov. 19, 2006
	David Meggett vs. N.Y. Jets, Dec. 10, 1995
	Ray Crittenden vs. Green Bay, Oct. 2, 1994
	Irving Fryar at Dallas, Nov. 22, 1984

Most Seasons Leading League –

1	Ron Burton, 1962
	Fred Bruney, 1961

MOST PUNT RETURN YARDS

Career –

2,625	Troy Brown, 1993-2007
2,055	Irving Fryar, 1984-91
1,986	Julian Edelman, 2009-20
1,438	David Meggett, 1995-97
1,185	Wes Welker, 2007-12
1,159	Mike Haynes, 1976-81

Season –

608	Mike Haynes, 1976
588	David Meggett, 1996
520	Irving Fryar, 1985
517	Mack Herron, 1974

Game –

167	Marcus Jones vs. Carolina, Sept. 28, 2025
156	Mike Haynes vs. Buffalo, Nov. 7, 1976
145	Gunner Olszewski at L.A. Chargers, Dec. 6, 2020
133	Irving Fryar at Buffalo, Sept. 22, 1985
	Stanley Morgan vs. Buffalo, Nov. 20, 1977
126	Billy Johnson vs. Houston, Nov. 5, 1967
125	Troy Brown vs. Cleveland, Dec. 9, 2001
124	Marcus Jones vs. N.Y. Giants, Dec. 1 2025

LONGEST PUNT RETURN

94	Marcus Jones vs. N.Y. Giants, Dec 1, 2025 (TD)
94	Julian Edelman vs. Miami, Jan. 2, 2011 (TD)
89	Mike Haynes vs. Buffalo, Nov. 7, 1976 (TD)
87	Marcus Jones vs. Carolina, Sept. 28, 2025 (TD)
85	Troy Brown, vs. Cleveland, Dec. 9, 2001 (TD)
	Irving Fryar at Buffalo, Sept. 22, 1985 (TD)
84	Marcus Jones vs. N.Y. Jets, Nov. 20, 2022 (TD)
	Julian Edelman vs. Denver, Nov. 2, 2014 (TD)

HIGHEST PUNT RETURN AVERAGE

Career (20 Returns Minimum) –

14.3	Marcus Jones, 2022-25 (79-1,132)
12.6	Gunner Olszewski, 2019-21 (66-834)
12.0	Marcus Jones, 2022-23 (32-383)
12.0	Mack Herron, 1973-75 (74-888)
11.3	Carl Garrett, 1969-72 (43-487)
11.2	Julian Edelman, 2009-20 (177-1986)

Season (15 Returns) –

17.3	Marcus Jones, 2025
17.3	Gunner Olszewski, 2020
15.5	Julian Edelman, 2012
15.3	Julian Edelman, 2010
14.8	Marcus Jones, 2024
	Mack Herron, 1974

Game (3 Returns) –

55.7	Marcus Jones vs. Carolina, Sept. 28, 2025 (3)
48.3	Gunner Olszewski at L.A. Chargers, Dec. 6, 2020 (3)
41.3	Marcus Jones vs. N.Y. Giants, Dec. 1, 2025 (3)
39.0	Mike Haynes vs. Buffalo, Nov. 7, 1976 (4)

MOST PUNT RETURN TOUCHDOWNS

Career –

4	Julian Edelman, 2009-20
3	Marcus Jones, 2022-25
	Troy Brown, 1993-2007
	Irving Fryar, 1984-91

Season –

2	Marcus Jones, 2025
	Troy Brown, 2001
	Irving Fryar, 1985
	Mike Haynes, 1976

Game –

1	19 Times. Most Recent:
	Marcus Jones vs. N.Y. Giants, Dec 1, 2025 (94 yds)

PATRIOTS INDIVIDUAL RECORDS

KICKOFF RETURNS

MOST KICKOFF RETURNS

Career –
180 Kevin Faulk, 1999-2011
107 Stephen Starring, 1983-87
105 Ellis Hobbs, 2005-08
David Meggett, 1995-97
102 Bethel Johnson, 2003-05

Season –
48 Stephen Starring, 1985
45 Ellis Hobbs, 2008
Derrick Cullors, 1998
42 Ricky Smith, 1983
41 Brandon Tate, 2010
Bethel Johnson, 2004
Mack Herron, 1973

Game –
8 Willie Porter vs. NY Jets, Sept. 22, 1968
7 Bethel Johnson vs. Indianapolis, Nov. 7, 2005
Kevin Faulk vs. N.Y. Jets, Dec. 22, 2002
Deion Branch at Chicago, Nov. 10, 2002
Deion Branch vs. Kansas City, Sept. 22, 2002
Walter Stanley at Atlanta, Nov. 29, 1992
Tony Collins vs. Dallas, Sept. 21, 1981

Most Seasons Leading League –
1 Jon Vaughn, 28.2 (20-564), 1992
Horace Ivory, 27.6 (36-992), 1980
Raymond Clayborn, 31.0 (28-869), 1977

MOST KICKOFF RETURN YARDS

Career –
4,088 Kevin Faulk, 1999-2011
2,913 Ellis Hobbs, 2005-08
2,561 David Meggett, 1995-97
2,557 Bethel Johnson, 2003-05
2,299 Larry Garron, 1960-68

Season –
1,281 Ellis Hobbs, 2008
1,092 Mack Herron, 1973
1,085 Derrick Cullors, 1998
1,057 Brandon Tate, 2010
1,016 Bethel Johnson, 2004

Game –
237 Ellis Hobbs vs. Miami, Sept. 21, 2008
220 Kevin Faulk vs. N.Y. Jets, Dec. 22, 2002
206 Allen Carter at Baltimore, Dec. 21, 1975
201 Deion Branch vs. Kansas City, Sept. 22, 2002

LONGEST KICKOFF RETURN

108 Ellis Hobbs at N.Y. Jets, Sept. 9, 2007 (TD)
104 Devin McCourty vs. N.Y. Jets, Oct. 21, 2012 (TD)
103 Dion Lewis at Denver, Nov. 12, 2017 (TD)
Brandon Tate at Miami, Oct. 4, 2010 (TD)
101 Raymond Clayborn at Baltimore, Dec. 18, 1977 (TD)
100 Jon Vaughn at Cincinnati, Dec. 20, 1992 (TD)
Raymond Clayborn at N.Y. Jets, Oct. 2, 1977 (TD)
99 Jon Vaughn at Phoenix, Sept. 29, 1991 (TD)
Allen Carter at Baltimore, Dec. 21, 1975 (TD)

HIGHEST KICKOFF RETURN AVERAGE

Career (Minimum 30 Returns) –
27.7 Ellis Hobbs, 2005-08 (105-2,913)
27.2 Allen Carter, 1975-76 (33-898)
27.0 Raymond Clayborn, 1977-89 (57-1,538)
26.5 Horace Ivory, 1977-81 (45-1,191)

Season (12 Returns) –
31.0 Raymond Clayborn, 1977
29.1 LeGarrette Blount, 2013
28.8 Cordarrelle Patterson, 2018
28.6 Larry Garron, 1962
28.5 Antonio Gibson, 2025
Ellis Hobbs, 2008

HIGHEST KICKOFF RETURN AVERAGE (CONT.)

Game (3 Returns) –
52.0 Ellis Hobbs at N.Y. Jets, Sept. 9, 2007 (3)
51.0 Brandon Tate at Miami, Oct. 4, 2010 (3)
49.3 Ron Burton vs. Dallas Texans, Nov. 3, 1961 (3)
47.0 Horace Ivory at Baltimore, Oct. 19, 1980 (3)

MOST KICKOFF RETURN TOUCHDOWNS

Career –
3 Raymond Clayborn, 1977-89
Ellis Hobbs, 2005-08
2 Kevin Faulk, 1999-2011
Brandon Tate, 2009-2010
Bethel Johnson, 2003-05
Jon Vaughn, 1991-92
Larry Garron, 1960-68

Season –
3 Raymond Clayborn, 1977
2 Brandon Tate, 2010
Kevin Faulk, 2002

Game –
1 29 times. Most Recent:
Antonio Gibson at Miami, Sept. 14, 2025

MOST COMBINED RETURN YARDS

Game –
237 Ellis Hobbs vs. Miami, Sept. 21, 2008
(237 kickoff return yards)
220 Kevin Faulk vs. N.Y. Jets, Dec. 22, 2002
(220 kickoff return yards)
210 Kevin Faulk vs. Denver, Oct. 24, 1999
(140 kickoff return yards and 70 punt return yards)
206 Allen Carter at Baltimore, Dec. 21, 1975
(206 kickoff return yards)
201 Deion Branch vs. Kansas City, Sept. 22, 2002
(201 kickoff return yards)

PATRIOTS INDIVIDUAL RECORDS

FUMBLES

MOST FUMBLES

Career –	121	Tom Brady, 2000-19
	81	Steve Grogan, 1975-90
	68	Drew Bledsoe, 1993-2001
	49	Sam Cunningham, 1973-79, 1981-82
	42	Tony Collins, 1981-87
Season –	13	Tom Brady, 2003
	12	Tom Brady, 2001, 2006
		Steve Grogan, 1979
		Sam Cunningham, 1975
		Mack Herron, 1974
Game –	5	Tom Yewic, at Oakland, Dec 12, 1962
	4	Babe Parilli vs. Denver, Nov. 6, 1966
		Steve Groganm at N.Y. Jets, Dec. 9, 1979
		Scott Zolak at Atlanta, Oct. 1, 1995
	3	16 times. Most recent: Jacoby Brissett at SF, Sept. 29, 2024

MOST OWN FUMBLE RECOVERIES

Career –	39	Tom Brady, 2000-19
	37	Steve Grogan, 1975-90
	27	Drew Bledsoe, 1993-2001
	13	Babe Parilli, 1961-67

MOST OWN FUMBLE RECOVERIES (CONT.)

Season –	6	Drew Bledsoe, 1999
		Steve Grogan, 1987
		Babe Parilli, 1963
		Ricky Smith, 1983
	5	Drake Maye, 2025
		Ron Burton, 1962
		Tom Brady, 2019
		Tom Brady, 2013
		Julian Edelman, 2013
		Tom Brady, 2002
		Drew Bledsoe, 1993
Game –	2	Many times. Most Recent: Drake Maye at New Orleans, Oct. 12, 2025

MOST FORCED FUMBLES (SINCE 1992)

Career –	17	Tedy Bruschi, 1996-2008
	16	Willie McGinest, 1994-2005
		Chris Slade, 1993-2000
	14	Mike Vrabel, 2001-08
Season –	5	Jamie Collins, 2015
		Rob Ninkovich, 2012
		Brandon Spikes, 2012
		Mike Vrabel, 2007
Game –	3	Mike Vrabel vs. Washington, Oct. 28, 2007
	2	12 times. Most recent: Ja'Whaun Bentley vs. Tennessee, Nov. 28, 2021

MOST OPPONENT FUMBLE RECOVERIES

Career –	19	Andre Tippett, 1982-88, 90-93
	16	Steve Nelson, 1974-87
	15	Willie McGinest, 1994-2005
		Jim Hunt, 1960-70
	14	Rob Ninkovich, 2009-16
		Raymond Hamilton, 1973-80
Season –	5	Bob Dee, 1961
	4	12 times. Most Recent: Rob Ninkovich, 2012
		Vince Wilfork, 2012

MOST OPP. FUMBLE RECOVERIES (CONT.)

Game –	3	Steve Nelson vs. Philadelphia, Oct. 8, 1978*
	2	30 times. Most recent: Steve Gregory at N.Y. Jets, Nov. 22, 2012

MOST FUMBLE RETURN YARDS

Career –	101	Brent Williams, 1986-93
	84	Rob Ninkovich, 2009-16
	82	Don Webb,1961-71
	75	Andre Tippett, 1982-93
	69	Shea McClellin, 2016
Season –	69	Shea McClellin, 2016
	68	Richard Seymour, 2004
	63	Christian Gonzalez, 2024
	63	Rob Ninkovich, 2010
	59	Kyle Dugger, 2022
	54	Brent Williams, 1986
Game –		
	69	Shea McClellin at Miami, Jan. 1, 2017
	68	Richard Seymour at Buffalo, Oct. 3, 2004
	63	Christian Gonzalez at Miami, Nov. 24, 2024 (TD)
	63	Rob Ninkovich at San Diego, Oct. 24, 2010
	59	Kyle Dugger vs. Detroit, Oct. 9, 2022 (TD)
	52	Chuck Shonta vs. N.Y. Titans, Sept. 17, 1960
	51	Jim Hunt vs. Houston, Dec. 15, 1968

LONGEST FUMBLE RETURN

69	Shea McClellin at Miami, Jan. 1, 2017
68	Richard Seymour at Buffalo, Oct. 3, 2004 (TD)
63	Christian Gonzalez at Miami, Nov. 24, 2024(TD)
63	Rob Ninkovich at San Diego, Oct. 24, 2010
59	Kyle Dugger vs. Detroit, Oct. 9, 2022 (TD)
52	Chuck Shonta vs. N.Y. Titans, Sept. 17, 1960 (TD)
51	Jim Hunt vs. Houston, Dec. 15, 1968

MOST FUMBLE RETURN TOUCHDOWNS

Own Fumbles Recovered for TD –

1	Nine times. Most recent: Brandon Lloyd vs. Houston, Dec. 10, 2012

Opponent Fumbles Recovered for TD –

1	Many times. Most recent: K'Lavon Chaisson at Tenn, Oct. 19, 2025

MOST STRIP SACKS

Season –	5	Mike Vrabel, 2007 (4 recovered by NE)
	4	Rob Ninkovich, 2012 (3 recovered by NE)
		Mike Vrabel, 2003 (1 recovered by NE)

PATRIOTS INDIVIDUAL RECORDS

SACKS*

MOST SACKS

Career –	100.0	Andre Tippett, 1982-88,90-93
	80.5	Julius Adams, 1971-77, 79-85, 87
	78.0	Willie McGinest, 1994-2005
	70.0	Tony McGee, 1974-81
Season –	18.5	Andre Tippett, 1984
	16.5	Andre Tippett, 1985
	15.5	Matthew Judon, 2022
	12.5	Matthew Judon, 2021
		Chandler Jones, 2015
		Mike Vrabel, 2007
		Andre Tippett, 1987
	12.0	Tony McGee, 1977
	11.5	Josh Uche, 2022
		Chandler Jones, 2013
		Tony McGee, 1978
Rookie Season –	10.5	Garin Veris, 1985
	9.0	Chris Slade, 1993
Game –	4.0	Andre Carter at N.Y. Jets, Nov. 13, 2011
		Julius Adams at Atlanta, Dec. 4, 1977
		Tony McGee at Baltimore, Nov. 16, 1978
		Mike Hawkins vs. N.Y. Jets, Sept. 9, 1979
	3.5	Andre Tippett at Buffalo, Oct. 26, 1986
		Chris Slade vs. San Diego, Nov. 20, 1994
	3.0	Many times. Most Recent:
		Christian Barmore at Denver, Dec. 24, 2023

***Sacks have been an official NFL statistic since 1982. Sack totals shown here reflect all-time Patriots totals.**

PATRIOTS CAREER SACK LEADERS

	Player	Sacks	Years
1.	Andre Tippett	100.0	1982-93
2.	Julius Adams	80.5	1971-77, 79-85, 87
3.	Willie McGinest	78.0	1994-2005
4.	Tony McGee	70.0	1974-81
5.	Ray Hamilton	54.0	1973-81
6.	Chris Slade	51.0	1993-2000
7.	Mike Vrabel	48.0	2001-08
8.	Larry Eisenhauer	47.5	1961-69
9.	Rob Ninkovich	46.0	2009-16
10.	Brent Williams	43.5	1986-93
11.	Houston Antwine	39.0	1961-71
	Richard Seymour	39.0	2001-08
13.	Chandler Jones	36.0	2012-15
	Garin Veris	36.0	1985-91
15.	Deatrich Wise Jr.	34.0	2017-24
16.	Richard Bishop	32.5	1976-81
17.	Matthew Judon	32.0	2021-23
18.	Tedy Bruschi	30.5	1996-2008
19.	Jim Lee Hunt	30.0	1960-70
20.	Don Blackmon	29.5	1981-87
21.	Jarvis Green	28.0	2002-09
22.	Bob Dee	27.5	1960-67
23.	Dont'a Hightower	27.0	2012-19, 21
24.	Rosevelt Colvin	26.5	2003-08
25.	Tully Banta-Cain	23.5	2003-06, 09-10
26.	Rod Shoate	23.0	1975-81
27.	Kyle Van Noy	21.5	2016-19, 21
	Mel Lunsford	21.5	1973-80
29.	Trey Flowers	21.0	2015-18
	Henry Thomas	21.0	1997-2000
31.	Ty Warren	20.5	2003-10
32.	Steve Nelson	20.0	1974-87
33.	Josh Uche	18.5	2020-23
	Jamie Collins Sr.	18.5	2013-16, 19, 21-22
35.	Nick Buoniconti	18.0	1962-68
36.	Ken Sims	17.0	1982-89
37.	Vincent Browns	16.5	1988-95
38.	Johnny Rembert	16.0	1983-92
	Vince Wilfork	16.0	2004-14

*Sacks have only been an official NFL statistic since 1982.
Sack totals shown here reflect all-time Patriots totals.

BLOCKED KICKS*

MOST BLOCKED KICKS OVERALL

Career –	6	Richard Seymour (6 field goals)
	3	Chad Eaton (3 field goals)
	2	Brenden Schooler (1 field goal, 1 punt)
		Brandon Bolden (2 punts)
		Patrick Chung (1 field goal, 1 punt)
		Jamie Collins (1 extra point, 1 field goal)
		Chandler Jones (2 field goals)
		Tebucky Jones (1 extra point, 1 field goal)
		Shea McClellin (1 extra point, 1 field goal)
		Vince Wilfork (2 field goals)

MOST BLOCKED KICKS OVERALL

Game –	2	Patrick Chung at Miami, Oct. 4, 2010 (1 field goal, 1 punt)
		Chad Eaton at Buffalo, Dec. 17, 2000 (2 field goals)

MOST BLOCKED FIELD GOALS

Career –	6	Richard Seymour
	3	Chad Eaton

MOST BLOCKED FIELD GOALS

Game –	2	Chad Eaton at Buffalo, Dec. 17, 2000

***Not All Data Available**

MOST NON-OFFENSIVE TOUCHDOWNS

Career –

5	Marcus Jones (3 punt returns, 2 int. returns)
5	Julian Edelman (4 punt returns, 1 fumble return)
4	Devin McCourty (2 int. returned, 1 KO, 1 Blk FG)
4	Kyle Van Noy (1 int. returned, 2 fumbles, 1 Blk punt)
4	Kyle Arrington (1 int. returned, 1 KO fumble return, 2 Blk punts)
4	Tedy Bruschi (4 int. returned)
4	Ellis Hobbs (1 fumble return, 3 KO returns)

PATRIOTS TEAM RECORDS

Number of games per season: 1960-77 (14); 1978-81 (16); 1982 (9); 1983-86 (16); 1987 (15), 1988-20 (16) 2021-25 (17)

VICTORIES

MOST VICTORIES

Season –	16	2007*
	14	2025, 2016, 2010, 2004, 2003
	13	2017, 2011
	12	2019, 2015, 2014, 2013, 2012, 2006
	11	2018, 2008, 2001, 1996, 1986, 1985, 1978, 1976

FEWEST VICTORIES

Season –	1	1990
	2	1992, 1981, 1970
	3	1975, 1972, 1967

***-NFL Record**

GREATEST REGULAR SEASON COMEBACKS

Rk	*Date*	*Opponent*	*Largest Deficit*	*Largest Deficit Score*	*Final Score*
1.	11/24/13	Denver	24 Points	24-0	34-31 (OT)
2.	09/16/84	Seattle	23 Points	23-0	38-23
3.	12/21/96	@ N.Y. Giants	22 Points	22-0	23-22
4.	01/01/12	Buffalo	21 Points	21-0	49-21
	11/10/02	@ Chicago	21 Points	27-6	33-30
	09/19/99	Indianapolis	21 Points	21-0, 28-7	31-28
	11/10/96	@ N.Y. Jets	21 Points	21-0	31-27
8.	11/13/94	Minnesota	20 Points	20-0	26-20

PATRIOTS TEAM RECORDS

SCORING

MOST POINTS SCORED

Season –
589 2007
557 2012
518 2010
513 2011
490 2025
468 2014

Season (Average) –
36.8 2007
34.8 2012
32.4 2010
32.1 2011
29.5 1961

Game –
59 vs. Indianapolis, Nov. 18, 2012
vs. Tennessee, Oct. 18, 2009
56 at Buffalo, Nov. 18, 2007
vs. N.Y. Jets, Sept. 9, 1979
55 vs. Pittsburgh, Nov. 3, 2013
vs. N.Y. Jets, Oct. 29, 1978
54 vs. N.Y. Jets, Oct. 24, 2021
52 at Buffalo, Sept. 30, 2012
vs. Washington, Oct. 28, 2007
vs. Buffalo, Oct. 22, 1961
51 vs. Jacksonville, Sept. 27, 2015
vs. Chicago, Oct. 26, 2014

First Half –
45 vs. Tennessee, Oct. 18,2009
42 at Miami, Oct. 21, 2007
41 vs. N.Y. Jets, Oct. 29, 1978

Second Half/OT –
45 at Buffalo, Sept. 30, 2012
37 vs. Baltimore, Nov. 23, 1980

Quarter –
1st: 21 at Oakland, Dec. 14, 2008
21 vs. N.Y. Jets, Oct. 29, 1978
21 at Miami, Dec. 15, 1974
2nd: 35 at N.Y. Jets, Nov. 22, 2012
35 vs. Tennessee, Oct. 18, 2009
3rd: 24 vs. Miami, Dec. 14, 2014
22 vs. Dallas Texans, Nov. 18, 1960
4th: 31 at Buffalo, Sept. 30, 2012
28 vs. Pittsburgh, Nov. 3, 2013

Game, Both Teams Combined –
86 NE 55, vs. PIT 31, Nov. 3, 2013
at BOS 43, OAK 43 (tie), Oct. 16, 1964
84 NE 46, at BAL 38, Oct. 6, 1996
83 NE 43, vs. KC 40, Oct. 14, 2018
NE 59, IND 24, Nov. 18, 2012

FEWEST POINTS SCORED

Season –
143 1982 (9 games)
149 1970
181 1990
192 1972
205 1992

Game –
0 23 Times: Most Recent:
vs. LA Chargers 6, NE 0,
Dec. 3, 2023

Game, Both Teams Combined –
3 at NE 3, MIA 0, Dec. 12, 1982
6 LAC 6 at NE 0,Dec. 3, 2023
NYJ 6, at NE 0, Nov. 28, 1993
IND 6, at NE 0, Dec. 6, 1992
7 HOU 7, at NE 0, Sept. 21, 1975

GREATEST MARGIN OF VICTORY

Game –
59 at NE 59, TEN 0, Oct. 18, 2009
53 at NE 56, NYJ 3, Sept. 9, 1979
46 NE 56, at BUF 10, Nov. 18, 2007
45 NE 45, at LAC 0, Dec. 6, 2020
at NE 52, WAS 7, Oct. 28, 2007

GREATEST MARGIN OF DEFEAT

Game –
52 at MIA 52, NE 0, Nov. 12, 1972
42 at GB (Mil.) 45, NE 3, Oct. 9, 1988
38 at NYJ 45, NE 7, Sept. 26, 1993
at CIN 45, NE 7, Dec. 20, 1970
at MIA 41, NE 3, Oct. 17, 1971

MOST TOUCHDOWNS

Season –
75 2007
67 2012
65 2010
61 2011
58 2025
52 2015, 2014, 1980, 1961

Game –
8 vs. Indianapolis. Nov. 18, 2012
vs. Tennessee, Oct. 18, 2009
at Buffalo, Nov. 18, 2007
vs. N.Y. Jets, Sept 9, 1979
vs. N.Y. Jets, Oct. 29, 1978
7 10 times. Most recent:
vs. Jack., Jan. 2,2022

MOST NON-OFFENSIVE TOUCHDOWNS

Season –
9 2010 (4 Int, 2 KO, 1 PR, 1 blocked FG, 1 Fum)
1961 (2 Int, 2 KO, 2 blocked punts, 3 Fum)

MOST TWO-POINT CONVERSIONS

Season –
4 1996, 1960
3 2025, 2024,
2021, 2002,
1995, 1964

Game –
2 at Baltimore, Oct. 6, 1996

FEWEST TOUCHDOWNS

Season –
17 1982 (9 games)
18 1970
19 1990

MOST PATs

Season –
74 2007
66 2012
62 2010

FEWEST PATs

Season –
15 1982 (9 games)
17 1970
19 1990, 1991
22 1992

MOST FGs ATTEMPTED

Season –
41 2013, 1986
40 2008, 1989, 2017
39 1998, 1964, 2021
38 1963

Game –
7 vs. IND Dec. 3,1989
at CIN, Nov. 16, 1969
at BUF, Sept. 24, 1967
at SD, Sept. 20, 1964
6 vs. TEN., Nov. 28, 2021
vs. LAC, Oct. 29, 2017
vs. JAX, Sept, 22, 1996
vs. HOU, Dec. 18, 1965
vs. DEN, Oct. 4, 1964
vs. NYJ, Sept. 27, 1964

FEWEST FGs ATTEMPTED

Season –
13 1982 (9 games)
16 1972
17 1975, 1992
21 1971, 1977

MOST FGs MADE

Season –
38 2013
37 2017
36 2008, 2021
35 2014
33 2015
32 1986, 2022

Game –
6 at Denver, Oct. 4, 1964
5 8 times. Most Recent:
at N.Y. Jets, Oct. 30, 2022

FEWEST FGs MADE

Season –
8 1982 (9 gm), 1972,
1970, 1960
9 1983, 1975
11 1992

LONGEST DRIVES

Most Plays –
19 vs. Buffalo, Nov. 9, 2008
19-92, 9:08, TD
at N.Y. Jets, Sept. 15, 2002
19-70, 6:40, FG
18 at Indianapolis, Oct. 22, 2000
18-89, 8:43, TD
Buffalo, Dec. 13, 1981,
18-64, 8:05, FG

PATRIOTS TEAM RECORDS

FIRST DOWNS

MOST TOTAL FIRST DOWNS

Season –

444	2012*
399	2011
393	2007
389	2017
378	2013
373	2009

Game –

35	vs. Jacksonville, Sept. 27, 2015
	vs. Denver, Oct. 7, 2012
34	vs. Washington, Oct. 28, 2007
33	at Indianapolis, Nov. 16, 2014
	vs. Pittsburgh, Nov. 3, 2013
	at Buffalo, Sept. 30, 2012
	at Baltimore, Sept. 23, 2012

FEWEST TOTAL FIRST DOWNS

Season –

146	1982 (9 games)
166	1969
181	1968
184	1970
190	1971

Game –

5	vs. N.Y. Jets, Sept. 19, 1982
	at N.Y. Jets, Nov. 22, 1970
6	vs. N.Y. Jets, Jan. 7, 2024
	vs. N.O., Nov. 8, 1992
	at K.C., Oct. 11, 1970
	vs. K.C., Nov. 21, 1969

MOST RUSHING FIRST DOWNS

Season –

181	1978*
151	2012
150	1976
145	2008
143	2020

Game –

21	vs. Denver, Nov. 28, 1976
19	at Buffalo, Sept. 30, 2012
18	vs. Miami, Sept. 13, 2020
	vs. Denver, Oct. 7, 2012
	vs. N.Y. Jets, Oct. 18, 1976
17	at Indianapolis, Nov. 16, 2014
	vs. Buffalo, Dec. 10, 1978
	at Buffalo, Nov. 5, 1978

FEWEST RUSHING FIRST DOWNS

Season –

55	1965
63	1970
64	1969
65	1990
66	1964

Game –

0	at Pittsburgh, Oct. 31, 2004
	at New Orleans, Nov. 30, 1986
	at Buffalo, Oct. 26, 1980
	at N.Y. Jets, Nov. 22, 1970
1	26 times. Most recent:
	at DEN, Dec. 24, 2023

MOST PASSING FIRST DOWNS

Season –

262	2011
256	2012
243	2007, 1994
232	2017
229	2015
228	2014
225	2013

Game –

25	vs. Chicago, Oct. 26, 2014
23	vs. San Diego, Sept. 18, 2011
22	at Seattle, Sept. 20, 2020
	vs. Detroit, Nov. 23, 2014
	vs. Denver, Nov. 2, 2014
	vs. San Francisco, Dec. 16, 2012
	vs. Buffalo, Sept. 14, 2009
	at Cincinnati, Sept. 18,1994
	vs. Minnesota, Nov. 13, 1994

FEWEST PASSING FIRST DOWNS

Season –

63	1982 (9 games)
87	1969
94	1971, 1968
95	1976
98	1970

FEWEST PASSING FIRST DOWNS (CONT.)

Game –

0	at Miami, Dec. 8, 1968
	at Tampa Bay, Dec. 12, 1976
1	at Buffalo, Dec. 6, 2021
	vs. New Orleans, Dec. 4, 1983
	vs. Miami, Dec. 12, 1982

MOST PENALTY FIRST DOWNS

Season –

50	2017
43	2013
39	2016
37	2014, 2012, 2009
36	2021
35	1986
34	1989

Game –

8	at Baltimore, Sept. 23, 2012
7	at Houston, Sept. 19, 1965
6	3 times. Most Recent:
	vs. N.Y. Jets, Dec. 31, 2017
5	21 times. Most Recent:
	vs. Miami, Nov. 26, 2017

FEWEST PENALTY FIRST DOWNS

Season –

9	1982 (nine games)
11	1971, 1991
14	1977, 1992
15	1969, 1976, 1985, 2023

Game –

0	Many times. Most recent:
	vs. Buffalo, Dec. 14, 2025

MOST OFFENSIVE PLAYS

Game –

94	at Pittsburgh, Dec. 17, 1989
92	vs. San Francisco, Dec. 16, 2012
	at Houston, Nov. 23, 2003
89	vs. Denver, Oct. 7, 2012
	at Buffalo, Sept. 8, 2013

***NFL Record**

TOTAL NET YARDS

MOST TOTAL NET YARDS

Season –

6,848	2011
6,846	2012
6,580	2007
6,449	2025
6,357	2009
6,307	2017
6,295	2018

Game –

622	at Miami, Sept. 12, 2011
619	vs. Tennessee, Oct. 18. 2009
610	vs. Pittsburgh, Nov. 3, 2013
597	vs. N.Y. Jets, Sept. 9, 1979
580	at Buffalo, Sept. 30, 2012
555	at New Orleans, Sept. 17, 2017

FEWEST TOTAL NET YARDS

Season –

2,626	1970
2,633	1982 (9 games)
3,127	1968
3,419	1969
3,556	1971

Game –

57	vs. N.Y. Jets, Sept. 19, 1982
80	at N.Y. Jets, Nov. 22, 1970
82	vs. Kansas City, Sept. 21, 1969
83	vs. Oakland, Oct. 22, 1967
80	at N.Y. Jets, Nov. 22, 1970

PATRIOTS TEAM RECORDS

RUSHING

MOST RUSHING ATTEMPTS

Season –

671	1978
604	1979
603	1977
591	1976
588	1988, 1980

Game –

62	vs. Denver, Nov. 28, 1976 (332 yds)
60	at Seattle, Dec. 19, 1982 (249)
58	vs. Indian., Dec.. 26, 1993 (257)
55	Four times. Most recent: vs. Seattle, Dec. 4, 1988 (171)
54	Four Times. Most Recent: vs. Denver, Oct. 7, 2012

FEWEST RUSHING ATTEMPTS

Season –

324	1982 (9 games)
334	1970
365	1960
367	1969
373	1965
381	1964

Game –

6	at Pittsburgh, Oct. 31, 2004 (5 yds)
8	vs. Tampa Bay, Oct. 3, 2021 (-1)
9	vs. N.Y. Jets, Oct. 25, 2015 (16) vs. Pittsburgh, Dec. 9, 2007 (22) vs. Denver, Nov. 17, 1996 (17)

MOST RUSHING YARDS

Season –

3,165	1978
2,948	1976
2,605	1983
2,346	2020
2,331	1985

Game –

332	vs. Denver, Nov. 28, 1976
330	vs. N.Y. Jets, Oct. 18, 1976
328	vs. N.Y. Jets, Sept. 18, 1983
296	vs. Oakland, Oct. 3, 1976
281	vs. Cincinnati, Dec. 22, 1985 vs. Oakland, Oct. 30, 1966

FEWEST RUSHING YARDS

Season –

1,040	1970
1,117	1965
1,332	1994
1,347	1982 (9 games)
1,361	1964

Game –

-1	vs. TB., Oct. 3, 2021 (8 att)
2	at N.O., Nov. 30, 1986 (18 att)
5	at Pittsburgh, Oct. 31, 2004 (6)
8	vs. Houston, Nov. 25, 1960 (14)
16	vs. N.Y. Jets Oct. 25, 2015 (9)
17	vs. Denver, Nov. 17, 1996 (9) vs. N.Y. Jets, Oct. 12, 1986 (10) vs. Washington, Sept. 23, 1984 (11) at L.A. Chargers, Oct. 28, 1960 (24)

MOST RUSHING TOUCHDOWNS

Season –

30	1978
25	2012
24	1976, 2021
23	1981
22	2025
21	2008, 1974

Game –

4	11 Times. Most Recent: vs. Jacksonville, Jan. 2, 2021

FEWEST RUSHING TOUCHDOWNS

Season –

3	1982 (9 games)
4	1990
6	1997, 1992
7	1971
8	1968, 1965

PASSING

MOST PASS ATTEMPTS

Season –

699	1994
686	1995
641	2012
629	2015
628	2013, 1996

Game –

70	vs. MIN, Nov. 13, 1994*
65	vs. SF, Dec. 16, 2012
60	at PIT, Dec. 16, 1995
59	at BUF Sept. 20, 2015 vs. DEN, Oct. 8, 1995 vs. NO, Nov. 12, 1989
58	at SEA, Oct. 14, 2012

FEWEST PASS ATTEMPTS

Season –

187	1982 (9 games)
305	1977
309	1976
330	1971
338	1969

Game –

3	at Buffalo, Dec. 6, 2021 (2 cmp.)
5	vs. Miami, Dec. 12, 1982 (2 cmp.)
8	at Buffalo, Dec. 28, 2008 (6)
9	vs. Miami, Nov. 9, 1969 (2)
10	Three times. Most recent: vs. Seattle, Dec. 4, 1988 (5)
11	Four times. Most Recent: vs. Indianapolis, Dec. 26, 1993 (9)

MOST COMPLETIONS

Season –

405	1994
404	2015
403	2007
402	2012, 2011
392	2014

Game –

45	vs. MIN, Nov. 13, 1994*
39	vs. BUF, Sept. 14, 2009 vs. KC, Sept. 22, 2002 at PIT, Dec. 16, 1995
38	at BUF Sept. 20, 2015 vs. DET, Nov. 23, 2014 vs. TEN, Oct. 18, 2009
36	Five times. Most Recent: vs. SF, Dec. 16, 2012

FEWEST COMPLETIONS

Season –

93	1982 (9 games)
146	1976
159	1971
160	1977, 1968
162	1969

Game –

2	at Buffalo, Dec. 6, 2021 (3 att.) vs. Miami, Dec. 12, 1982 (5 att.) vs. Miami, Nov. 9, 1969 (9)
3	vs. New Orleans, Dec. 4, 1983 (10) at Cleveland, Nov. 21, 1982 (11)
4	Four times, Most recent: vs. Buffalo, Oct. 11, 1987 (13)
5	Seven times. Most Recent: vs. Seattle, Dec. 4, 1988 (10)

MOST NET PASSING YARDS

Season –

5,084	2011
4,731	2007
4,662	2012
4,587	2015
4,444	1994

Game –

516	at MIA on Sept. 12, 2011
451	at BUF, Sept. 20, 2015
436	at NO, Sept. 17, 2017
426	vs. TEN, Oct. 18, 2009 vs. MIN, Nov. 13, 1994
425	vs. SF, Dec. 16, 2012
418	at MIA, Sept. 4, 1994

FEWEST NET PASSING YARDS

Season –

1,286	1982 (9 games)
1,586	1970
1,746	1976
1,765	1968
1,887	1971

Game –

-4	vs. N.Y. Jets, Sept. 19, 1982
13	vs. Miami, Dec. 12, 1982
15	at Atlanta, Nov. 29, 1992
16	vs. New Orleans, Dec. 4, 1983 at Miami, Dec. 8, 1968

*NFL Record

PATRIOTS TEAM RECORDS

PASSING (CONT.)

MOST TOUCHDOWN PASSES

Season –

50	2007
39	2011
37	2010
36	2015
34	2014, 2012
32	2016, 2017

Game –

6	vs. Tennessee, Oct. 18, 2009 at Miami, Oct. 21, 2007 vs. N.Y. Jets, Sept. 9, 1979
5	Nine times. Most recent: at N.Y. Jets, Dec. 28, 2025

FEWEST TOUCHDOWN PASSES

Season –

7	1970
10	1972
11	1991
12	2020, 1988, 1982
13	1992, 1973

MOST HAD INTERCEPTED

Season –

34	1981
33	1968
32	1967
29	1965, 1963
28	1988, 1975, 1972, 1970

Game –

6	at Denver, Sept. 3, 1967 vs. Buffalo, Dec. 9, 1967 at Kansas City, Oct. 11, 1970 at San Francisco, Nov. 30, 1980

FEWEST HAD INTERCEPTED

Season –

2	2016*
5	2010
7	2015
8	2025, 2017
9	2019, 2014, 2012, 2007, 1982 (9 gms)
11	2024, 2018, 2013, 2008

MOST SACKS ALLOWED

Season –

66	1984 (454 yards)
65	1992 (458 yards)
63	1991 (436 yards)
58	1990 (443 yards)
56	1999 (349 yards)

Game –

10	at Dallas, Nov. 22, 1984 (57 yds)

FEWEST SACKS ALLOWED

Season –

14	1977 (155 yds)
15	1982 (9 games-134 yds)
18	2009 (104 yds)
19	1976 (164 yds)
21	2007 (128 yds) 1974 (174 yds)

***NFL Record**

PUNTING

MOST PUNTS

Season –

103	1992
100	1968
98	2023
92	1990, 1986, 1985, 1984
91	1988

Game –

11	Six times, Most recent: vs. NYJ, Sept. 12, 2013
10	11 times. Most Recent: at DEN, Nov. 29, 2015

FEWEST PUNTS

Season –

45	2007
49	1982 (9 games)
50	2008
51	205
52	2021
55	2020
56	2004
57	2011, 2009

Game –

0	Five times. Most recent: vs. KC, Oct. 14, 2018
1	Many times. Most Recent: at Balt., Dec. 21, 2025

MOST PUNTING YARDS

Season –

4,598	2023
4,227	1992
3,953	1985
3,904	1984
3,831	1968

Game –

514	vs. NYJ, Sept. 12, 2013 at CHI, Sept. 15, 1985
479	at DAL, Nov. 22, 1984
450	at DEN, Nov. 29, 2015
435	at BUF, Sept. 29, 2019
436	at OAK, Oct. 6, 1968

FEWEST PUNTING YARDS

Season –

1,821	2007
2,137	1978
2,140	1982 (9 games)
2,200	2008
2,221	2009
2,297	1973

Game –

0	Five times. Most recent: vs. KC, Oct. 14, 2018

HIGHEST PUNTING AVERAGE

Season –

49.8	2024
48.7	2020
47.4	2025
46.9	2023
46.5	2011
45.8	2013
45.7	2014

Game (4 Punts Min.) –

62.5	vs. IND, Nov. 12, 2023 (4)
55.6	at IND, Sept. 7, 1997 (5)
55.5	at JAX, Sept. 16, 2018 (4)
54.3	vs. WAS, Nov. 5, 2023 (6)
54.3	at DET, Sept. 25, 1994 (4)
53.0	at Miami, Oct. 29, 2023(5)

LOWEST PUNTING AVERAGE

Season –

34.6	1977
35.0	1978
35.8	1960
36.2	1979, 1974
36.5	1966

PUNT RETURNS

MOST PUNT RETURNS

Season –

60	1980
52	1996
51	1993
50	2003
48	1999, 1984, 1976

Game –

10	at Pittsburgh, Dec. 5, 1993
8	vs. N.Y. Jets, Sept. 22, 2019
7	Six times. Most recent: at Green Bay, Nov. 19, 2006

FEWEST PUNT RETURNS

Season –

16	1982 (9 games)
17	1972
21	2025
23	2020, 1969
24	1966

MOST PUNT RETURN YARDS

Season –

628	1976
588	1996
562	2000
533	1974
530	1985

MOST PUNT RETURN YARDS

Game –

167	vs. Carolina, Sept. 28, 2025
167	vs. Buffalo, Nov. 7, 1976
145	at L.A. Chargers, Dec. 6, 2020
139	at Buffalo, Nov. 20, 1977

FEWEST PUNT RETURN YARDS

Season –

37	1972
134	1990
138	1962
139	1982
143	1966

PATRIOTS TEAM RECORDS

PUNT RETURNS (CONT.)

HIGHEST PUNT RETURN AVERAGE

Season –	17.3	2025
	15.5	2020
	14.2	2014
	13.4	2010
	13.3	2001, 1974
	13.1	1976
	13.0	1961

LOWEST PUNT RETURN AVERAGE

Season –	2.2	1972
	4.6	1990
	5.3	1968, 1962
	5.6	1965
	5.8	2004, 1971

MOST PUNT RETURN TOUCHDOWNS

Season –	2	2025, 2001, 1985, 1976

MOST PUNT RETURN TOUCHDOWNS (CONT.)

Game –	1	vs. N.Y. Giants, Dec. 1, 2025
		vs. Carolina, Sept. 28, 205
		vs. N.Y. Jets, Nov. 20, 2022
		at L.A. Chargers, Dec. 6, 2020
		vs. Denver, Nov. 2, 2014
		vs. Indianapolis, Nov. 18, 2012
		vs. Kansas City, Nov. 21, 2011
		vs. Miami, Jan. 2, 2011
		at Carolina, Jan. 6, 2002
		vs. Cleveland, Dec. 9, 2001
		vs. Tampa Bay, Sept. 3, 2000
		at N.Y. Giants, Dec. 21, 1996
		vs. Atlanta, Nov. 2, 1986
		vs. Indianapolis, Nov. 10, 1985
		at Buffalo, Sept. 22, 1985
		vs. N.Y. Jets, Nov. 2, 1980
		vs. Baltimore, Nov. 18, 1979
		vs. Denver, Nov. 28, 1976
		vs. Buffalo, Nov. 7, 1976

KICKOFF RETURNS

MOST KICKOFF RETURNS

Season –	77	1990
	75	2002, 1995
	73	1967
	71	1968
	70	2005

Game –		
	10	vs. Buffalo, Dec. 9, 1967
	9	at Dallas, Oct. 24, 1971
		vs. N.Y. Jets, Sept. 22, 1968
		vs. Oakland, Oct. 16, 1964

FEWEST KICKOFF RETURNS

Season –	18	2023
	25	2015, 2021
	26	2024, 2019
	28	2018, 2017
		1982 (9 games)
	29	2016

Game –	0	Many times. Most Recent: at Denver Dec. 24, 2023

MOST KICKOFF RETURN YARDS

Season –	1,771	2002
	1,691	1995
	1,562	2008
	1,553	2006
	1,520	1975

Game –		
	248	vs. Miami, Sept. 21, 2008
	245	at Dallas, Oct. 24, 1971
	230	at Baltimore, Dec. 21, 1975
	229	at Indianapolis, Nov. 30, 2003
	226	at Houston, Dec. 18, 1960

FEWEST KICKOFF RETURN YARDS

Season –	469	2015
	471	2023
	542	2016
	544	2021
	575	2019

Game –	0	Many times. Most Recent: at Miami, Nov. 24, 2024

HIGHEST KICKOFF RETURN AVG.

Season –	27.0	2018
	26.9	1977
	26.8	2006
	26.2	2023
	25.5	2025, 2024
	25.2	2008, 2007, 1997

LOWEST KICKOFF RETURN AVG.

Season –	17.4	1993
	17.8	1994
	18.1	1990
	18.3	1981

MOST KICKOFF RETURN TOUCHDOWNS

Season –	3	1977
	2	2010, 2007, 2002, 1961

Game –	1	29 times. Most recent: at Miami, Sept. 14, 2025

PENALTIES

MOST PENALTIES

Season –	120	2014
	114	1985
	112	1977
	111	2024,2003,1992
	110	2005
	108	2002, 1998

Game –		
	15	at Minnesota, Sept. 14, 2014
		vs. Indianapolis, Sept. 19, 1999
	14	Six times, most recent: at Pittsburgh, Dec. 16, 2018

FEWEST PENALTIES

Season –	50	1973
	51	1964
	52	1982 (9 games), 1962
	57	2008
	58	1965

FEWEST PENALTIES (CONT.)

Game –	0	vs. Kansas City, Oct. 14, 2018
		at Houston, Dec. 1, 2013
		at Cincinnati, Oct. 6, 2013
		at New Orleans, Nov. 30, 2009
		vs. St. Louis, Oct. 26, 2008
		at Kansas City, Nov. 17, 1968
		vs. N.Y. Jets, Nov. 19, 1967
	1	29 times. Most recent: vs. Denver, Oct. 18, 2020

MOST PENALTY YARDS

Season –	1,080	2014
	1,051	1992
	998	2003
	940	2006
	931	1977

Game –		
	163	at Minnesota, Sept. 14, 2014
	146	at Indianapolis, Nov. 4, 2007
	139	vs. Buffalo, Nov. 6, 1983
	135	at Indianapolis, Sept. 19, 1999

FEWEST PENALTY YARDS

Season –	412	1982 (9 games)
	447	1964
	456	1962
	468	1993
	501	2008

Game –		
	0	vs. Kansas City, Oct. 14, 2018
		at Houston, Dec. 1, 2013
		at Cincinnati, Oct. 6, 2013
		at New Orleans, Nov. 30, 2009
		vs. St. Louis, Oct. 26, 2008
		at Kansas City, Nov. 17, 1968
		vs. N.Y. Jets, Nov. 19, 1967
	2	at Miami, Dec. 15, 2013
	4	vs. Denver, Oct. 18, 2020
		at Pittsburgh, Dec. 17, 2017
	5	14 times. Most Recent: at Denver, Nov. 12, 2017

PATRIOTS TEAM RECORDS

FUMBLES

MOST FUMBLES

Season –
51 1973
47 1983
43 1992, 1975
37 1985, 1967
36 1987, 1962, 1960

Game –
8 vs. Baltimore, Oct. 7, 1973
6 11 times. Most Recent: vs. Denver, Nov. 24, 2013

FEWEST FUMBLES

Season –
9 2010
11 2018
13 2019, 2017, 2014, 2011
14 2015, 2012, 2007
15 1969

MOST FUMBLES RECOVERED

Season –
43 1983
42 1987
39 1973
37 1991, 1975

Game –
8 at Pittsburgh, Sept. 26, 1976
7 at L.A. Rams, Dec. 11, 1983

FEWEST FUMBLES RECOVERED

Season –
12 2017
14 2014
15 2023, 2015, 2008

MOST RETURNED FOR TD

Season –
4 2012
3 2007, 2004, 1985, 1961

Game –
2 at N.Y. Jets, Nov. 22, 2012
at San Diego, Dec. 1, 1996
vs. Baltimore, Nov. 23, 1980

MOST OWN RECOVERED

Season –
27 1983
26 1973

Game –
5 at Buffalo, Dec. 17, 2000
at Washington, Oct. 25, 1981
vs. Baltimore, Oct. 7, 1973

FEWEST OWN RECOVERED

Season –
4 2018, 2010
5 1970, 1969
6 2019
7 2015, 2012, 2008

MOST OPPONENT RECOVERED

Season –
27 1976
24 1985
23 1979

Game –
6 at L.A. Rams, Dec. 11, 1983
at Pittsburgh, Sept. 26, 1976
5 at New Orleans, Nov. 30, 1986
vs. Denver, Nov. 6, 1966

FEWEST OPPONENT RECOVERED

Season –
4 2020
5 2024, 2017
7 2021, 1998

DEFENSE - NET YARDS ALLOWED

MOST NET YARDS ALLOWED

Season –
6,577 2011
5,972 2012
5,969 2013
5,864 2010
5,856 2017
5,827 1981

Game –
584 vs. Cincinnati, Dec. 7, 1986
552 vs. Miami, Oct. 21, 1984
540 vs. Houston, Oct. 13, 1961
537 vs. Kansas City, Sept. 7, 2017
528 at N.Y. Jets, Dec. 17, 1966
525 at Miami, Sept. 4, 1994

FEWEST NET YARDS ALLOWED

Season –
2,808 1982 (9 games)
3,638 1977
3,834 1963
4,022 1976
4,067 1974

Game –
65 vs. Seattle, Dec. 4, 1988
86 vs. Baltimore, Oct. 23, 1977
88 vs. Miami, Oct. 12, 1980
103 vs. N.Y. Jets, Nov. 20, 2022
105 vs. N.Y. Jets, Sept. 20, 2019
112 vs. Houston, Dec. 18, 1965

SCORING ALLOWED

MOST POINTS ALLOWED

Season –
446 1990, 1972
417 2024
406 1968
391 1989
389 1967
377 1995

Game –
52 at Miami, Nov. 12, 1972
48 at Philadelphia, Nov. 4, 1990
at N.Y. Jets, Oct. 27, 1968
48 vs. Oakland, Oct. 22, 1967
47 vs. N.Y. Jets, Sept. 22, 1968
45 at N.Y. Jets, Sept. 26, 1993

FEWEST POINTS ALLOWED

Season (Points) –
157 1982 (9 games)
217 1977 (14 games)
225 2019
236 1976 (14 games)
237 2006
238 2003

Season (Average) –
14.1 2019
14.8 2006
14.9 2003
15.5 1977
15.6 2016

Game –
0 31 times. Most recent: vs. Detroit, Oct. 9, 2022

PATRIOTS TEAM RECORDS

RUSHING ALLOWED

MOST RUSHES AGAINST

Season –	644	1981
	565	1990
	560	1973
	555	1975

Game –

58	vs. N.Y. Jets, Oct. 14, 1973
54	vs. Cleveland, Oct. 4, 1987
	vs. St. Louis, Dec. 2, 1984
	vs. Washington, Sept. 23, 1984
	vs. N.Y. Jets, Oct. 15, 1972

FEWEST RUSHES AGAINST

Season –	310	1963
	315	1982 (9 games)
	350	1961
	356	1964

Game –

9	at N.Y. Jets, Sept. 15, 2002
10	at N.Y. Jets, Dec. 26, 2005
	at Oakland, Sept. 22, 1963
	at Oakland, Dec. 9, 1961
11	vs. Kansas City, Oct. 11, 1998
	vs. Jacksonville, Sept. 22, 1996

MOST RUSHING YARDS ALLOWED

Season –	2,950	1981
	2,850	1973
	2,717	1972
	2,676	1990

Game –

360	vs. Buffalo, Sept. 16, 1973
349	vs. Buffalo, Dec. 14, 1975

FEWEST RUSHING YARDS ALLOWED

Season –	1,041	1961
	1,108	1963
	1,135	1966
	1,143	1964

Game –

2	at S.D., Dec. 17, 1961
14	at Buffalo, Dec. 11, 2005
14	vs. Kansas City, Oct. 11, 1998
15	vs. Miami, Oct. 29, 2015
19	at Indianapolis, Nov. 16, 2014
	vs. Houston, Nov. 1, 1963

MOST RUSHING TOUCHDOWNS ALLOWED

Season –	29	1990
	27	1972
	22	1979, 1968
	21	1960

Game –

6	at N.Y. Jets, Oct. 27, 1968
5	at N.Y. Jets, Sept. 23, 1993
	at G.B. (Mil.), Oct. 9, 1988

FEWEST RUSHING TOUCHDOWNS ALLOWED

Season –	5	1991
	6	2017, 2016, 2014, 2009, 1999
	7	2022, 2019, 2018 2007, 2001, 1966
	8	2015, 2008, 1998, 1977

PASSING ALLOWED

MOST ATTEMPTS AGAINST

Season –	619	2011, 1997
	618	2003
	611	2010
	605	2018
	596	2022,2016, 2015, 1996

Game –

63	vs. Minnesota, Oct. 20, 1991
61	vs. Minnesota, Dec. 16, 1979
60	vs. Miami, Nov. 23, 1997
59	vs. N.Y. Giants, Oct. 12, 2003

FEWEST ATTEMPTS AGAINST

Season –	240	1973
	267	1982 (9 games)
	326	1972
	334	1970

Game –

7	at Buffalo, Dec. 9, 1973
	vs. N.Y. Jets, Oct. 14, 1973
9	vs. N.Y. Jets, Oct. 15, 1972

MOST COMPLETIONS ALLOWED

Season –	388	2010
	386	2011
	370	2023, 2018
	369	2012
	368	2016, 1997

Game –

40	vs. Cin., Dec. 24, 2022
38	vs. Indy, Nov. 21, 2010
	vs. Miami, Nov. 23, 1997
37	vs. Baltimore, Dec. 12, 2016
36	at Pittsburgh, Oct. 30, 2011
	at Indianapolis, Oct. 20, 1996
35	at Denver, Oct. 11, 2009
	vs. N.Y. Giants, Oct. 12, 2003
	vs. Minnesota, Oct. 20, 1991
	vs. Minnesota, Dec. 16, 1979

FEWEST COMPLETIONS ALLOWED

Season –	134	1973
	142	1982 (9 games)
	170	1971
	175	1972

Game –

1	vs. N.Y. Jets, Oct. 14, 1973
2	vs. Tennessee, Oct. 18, 2009
	at Buffalo, Dec. 9, 1973

MOST PASSING YARDS ALLOWED

Season –	4,703	2011
	4,342	2012
	4,136	2010
	4,020	2017
	3,943	2018
	3,886	1995

MOST NET PASSING YARDS ALLOWED

Game –

456	at Miami, Sept. 4, 1994
445	vs. Dallas, Oct. 17, 2021
448	vs. Houston, Oct. 13, 1961

FEWEST NET PASSING YARDS ALLOWED

Season –	1,338	1973
	1,519	1982 (9 games)
	2,033	1977
	2,154	1971

Game –

-7	vs. Tennessee, Oct. 18, 2009
0	vs. N.Y. Jets, Oct. 14, 1973
8	vs. N.Y. Jets, Oct. 10, 1971

MOST TD PASSES ALLOWED

Season –	29	2018, 1995
	28	2022, 1980, 1967
	27	2024, 2012, 2008, 1989, 1961

Game –

5	at Seattle, Sept. 20, 2020
	at New Orleans, Nov. 30, 2009
	at Miami, Sept. 4, 1994
	vs. Oakland, Oct. 22, 1967
	vs. Kansas City, Sept. 25, 1966

FEWEST TD PASSES ALLOWED

Season –	9	1982 (9 games)
	10	2006
	11	2003, 1973 (14 gms)
	12	2019
	13	2019, 1988, 1979

MOST SACKS RECORDED

(Sacks by Patriots defense)

Season –	66	1963 (626 yards)
	58	1977 (471 yards)
	57	1979 (512 yards)
	55	1984 (452 yards)
	54	2022 (348 yards)
	51	1985 (334 yards)

Game – 11 at Oakland, Sept. 22, 1963 (100 yds)
9 six times, most recent: vs. Indianapolis, Nov. 6, 2022 (60 yds)

FEWEST SACKS RECORDED

Season –	15	1972 (101 yards)
	20	1982 (9 games-172 yds)
		1981 (175 yards)
		1992 (114 yards)
	22	1969 (159 yards)
		1966 (209 yards)

PATRIOTS TEAM RECORDS

FIRST DOWNS ALLOWED

MOST TOTAL ALLOWED

Season –

370	2011
348	2024, 2010
340	2012
339	2020
338	2013

Game –

35	vs. Buffalo, Nov. 11, 2012
33	vs. Miami, Nov. 23, 1997
	vs. Miami, Oct. 21, 1984
32	vs. Dallas, Oct. 17, 2021
31	vs. Buffalo, Dec. 28, 2020
30	at Pittsburgh, Sept. 25, 1983
	vs. N.Y. Jets, Sept. 19, 1982
	vs. Minnesota, Dec. 16, 1979

FEWEST TOTAL ALLOWED

Season –

185	1982 (9 games)
215	1977, 1973
219	1967
220	1962

Game –

2	vs. Seattle, Dec. 4, 1988
5	at Green Bay, Nov. 19, 2006
	vs. Indianapolis, Nov. 11, 1990
	at Chicago, Oct. 14, 1979
	at N. Y. Jets, Nov. 22, 1970

MOST RUSHING

Season –

160	1981
151	1990
143	1972
142	1973, 1969

Game –

20	vs. N.Y. Jets, Sept. 19, 1982
	vs. Buffalo, Dec. 14, 1975
19	vs. N.Y. Jets, Oct. 15, 1972

FEWEST RUSHING

Season –

59	1963
61	1967
63	1964
67	2006

Game –

0	Seven times. Most Recent: vs. N.Y. Jets, Sept. 22, 2019

MOST PASSING

Season –

245	2011
226	2010
208	2018, 2013, 1998
207	2012
204	2015, 2017
199	1991

MOST PASSING (CONT.)

Game –

25	vs. Dallas, Oct. 17, 2021
23	at Pittsburgh, Oct. 30, 2011
22	at Jacksonville, Sept. 16, 2018
	at Pittsburgh, Nov. 14, 2010
	vs. Indianapolis, Nov. 21, 2010
21	Six times. Most Recent: vs. Indianapolis, Dec. 4, 2011
20	Seven times. Most Recent: vs. Buffalo, Dec. 26, 2021

FEWEST PASSING

Season –

67	1973
88	1982 (9 games)
105	1970
111	1971, 1977

Game –

1	vs. Tennessee, Oct. 18, 2009
	vs. N.Y. Jets, Oct. 14, 1973
2	Nine times. Most recent: vs. Seattle, Dec. 4, 1988

INTERCEPTIONS BY PATRIOTS

MOST INTERCEPTIONS

Season –

31	1964
29	2003, 1963
25	2019, 2010, 1962, 1960
24	1998, 1980, 1974

Game –

7	at N.Y. Jets, Nov. 21, 1976
6	vs. N.Y. Jets, Sept. 27, 1964
	vs. Houston, Nov. 1, 1963

FEWEST INTERCEPTIONS

Season –

7	2024
8	1970
10	2025, 2023, 2005, 2000, 1972
12	2017, 2015, 1991, 1982
13	2016, 1993, 1975, 1973

MOST INT RETURN YARDS

Season –

645	1963
505	1976
427	1985, 1964
422	2001

Game –

204	vs. Houston, Nov. 1, 1963
166	vs. Indianapolis, Nov. 18, 2012
160	vs. Miami, Nov. 23, 1997
145	at N.Y. Jets, Nov. 21, 1976

FEWEST INT RETURN YARDS

Season –

49	2024
85	2005
93	1991
96	2023
104	2008
105	1973

MOST INT RETURN TOUCHDOWNS

Season –

5	2022, 2003, 2001
4	1997, 2010
3	2021, 2019, 2009, 2007, 2002, 1998, 1992, 1976, 1963, 1962

Game –

2	10 times. Most Recent: at Miami, Sept. 15, 2019

FEWEST INT RETURN TOUCHDOWNS

Season –

0	22 times. Most Recent: 2023

PATRIOTS TEAM RECORDS

TAKEAWAYS BY PATRIOTS

MOST TAKEAWAYS

Season –	50	1976 (23 int, 27 fumbles)
	48	1964 (31 int, 17 fumbles)
	47	1985 (23 int, 24 fumbles)
	45	1960 (25 int, 20 fumbles)
	43	1979 (20 int, 23 fumbles)
		1978 (22 int, 21 fumbles)
	42	1987 (21 int, 21 fumbles)
		1963 (29 int, 13 fumbles)
		1961 (22 int, 20 fumbles)
Game –	10	at N.Y. Jets, Nov. 21, 1976 (7 int, 3 fumbles)
	8	vs. Houston, Nov. 1, 1963 (6 int, 2 fumbles)
		vs. Buffalo, Nov. 7, 1976 (4 int, 4 fumbles)

MOST TAKEAWAYS (CONT.)

Game –	7	at Buffalo, Dec. 26, 2010 (3 int, 4 fumbles)
		at L.A. Rams, Dec. 11, 1983 (1 int, 6 fumbles)
		vs. Denver, Nov. 6, 1966 (2 int, 5 fumbles)
		vs. N.Y. Jets, Sept. 27, 1964 (6 int, 1 fumbles)

HIGHEST TURNOVER DIFFERENTIAL

Season –	+28	2010 (38 forced turnovers, 10 turnovers)
	+25	2012 (41 forced turnovers, 16 turnovers)
	+21	2019 (36 forced turnovers, 15 turnovers)
	+17	2011 (34 forced turnovers, 17 turnovers)
		2003 (41 forced turnovers, 24 turnovers)

BLOCKED KICKS*

MOST BLOCKED KICKS OVERALL

Season –	7	1975 (3 extra points, 3 field goals, 1 punt)
	5	2014 (4 field goals, 1 punt)
		1973 (3 field goals, 1 extra point, 1 punt)
	4	2019 (4 punts)
		2002 (3 field goals, 1 extra point)
Game –	2	at Miami, Oct. 4, 2010 (1 field goal, 1 punt)
		at Buffalo, Dec. 17, 2000 (2 field goals)
		at Indianapolis, Oct. 21, 2001 (2 field goals)

MOST BLOCKED PUNTS

Season –	4	2019
	3	1986

MOST BLOCKED FIELD GOALS

Season –	4	2014
	3	2002
		2001
		1998
		1977
		1975
		1973
		1972
		1968

MOST BLOCKED EXTRA POINTS

Season –	3	1975
		1974
	2	1984

***Not All Data Available**

MISCELLANEOUS SCORING

DEFENSIVE TOUCHDOWNS

Season –	7	2022 (5 int returns, 2 fumble returns)
	6	2007 (3 int returns, 3 fumble returns)
		2003 (5 int returns, 1 fumble return)
	5	2019 (3 int returns, 2 fumble returns)
		2012 (2 int returns, 3 fumble returns)
		2010 (4 int returns, 1 fumble return)
		2001 (5 int returns)

DEFENSIVE TOUCHDOWNS (CONT.)

Season –	5	1992 (3 int returns, 2 fumble returns)
		1961 (2 int returns, 3 fumble returns)

NON-OFFENSIVE TOUCHDOWNS

Season –	9	2010 (4 int returns, 2 KO returns, 1 punt Return, 1 blocked FG return, 1 fumble return)
		1961 (2 int returns, 2 KO returns, 2 blocked Punt returns, 3 fumble returns)

PATRIOTS NFL RECORDS

CONSECUTIVE RECORDS

CONSECUTIVE VICTORIES (INCLUDING PLAYOFFS)
21 Oct. 5, 2003 to Oct. 24, 2004

CONSECUTIVE OVERTIME VICTORIES
8 Dec. 17, 2000 to Nov. 23, 2003**

CONSECUTIVE PLAYOFF VICTORIES
10 Jan. 19, 2002 to Jan. 7, 2006

CONSECUTIVE PATs CONVERTED
478 Stephen Gostkowski, Dec. 31, 2006 to Oct. 16, 2016

VICTORIES/SCORING

MOST VICTORIES
Season –
16 2007

MOST CONSECUTIVE VICTORIES
Single Season –
16 2007

MOST CONSECUTIVE VICTORIES TO START A SEASON
16 2007

MOST CONSEC. VICTORIES TO END A SEASON
16 2007

MOST 14-WIN SEASONS
6 (2003, 2004, 2007, 2010, 2016), 2025

MOST POINTS IN A SHUTOUT VICTORY
59 vs. Tennessee, Oct. 18, 2009**

MOST CONSECUTIVE QUARTERS WITH POINTS SCORED
38 Sept. 10-Nov. 23, 2015

**Tied NFL Record since AFL-NFL merger

PASSING

MOST PASS ATTEMPTS
Game –
70 Drew Bledsoe vs. Minnesota, Nov. 13, 1994

MOST ATTEMPTS, NO INTERCEPTIONS
Game –
70 Drew Bledsoe vs. Minnesota, Nov. 13, 1994

LONGEST PASS COMPLETION
99t Tom Brady at Miami, Sept. 12, 2011 (to Wes Welker)**

MOST TOUCHDOWN PASSES
Quarter –
5 Tom Brady vs. Tennessee, Oct. 18, 2009 (2nd Qtr)

FEWEST PASSES INTERCEPTED
Season –
2 2016

**Tied NFL Record

RECEIVING

LONGEST RECEPTION
99t Wes Welker at Miami, Sept. 12, 2011**

MOST TOUCHDOWN RECEPTIONS
Season –
23 Randy Moss, 2007

MOST TOUCHDOWN RECEPTIONS
Quarter –
3 Randy Moss, 2007

MOST TOUCHDOWN RECEPTIONS BY A TIGHT END
Season –
17 Rob Gronkowski, 2011

MOST TOUCHDOWNS BY A TIGHT END
Season –
18 Rob Gronkowski, 2011

MOST GAMES WITH TWO OR MORE TOUCHDOWN RECEPTIONS
Season –
8 Randy Moss, 2007

**Tied NFL Record

MISCELLANEOUS

MOST OPPONENT FUMBLE RECOVERIES
Game –
3 Steve Nelson vs. Philadelphia, Oct. 8, 1978**

MOST FIRST DOWNS
Season –
444 2012

MOST FIRST DOWNS BY PENALTY
Season –
50 2017

MOST OFFENSIVE PLAYS FROM SCRIMMAGE (TOP 3)
Season –
1,199 (1994)
1,191 (2012)
1,187 (1995)

**Tied NFL Record

PLAYOFF HISTORY

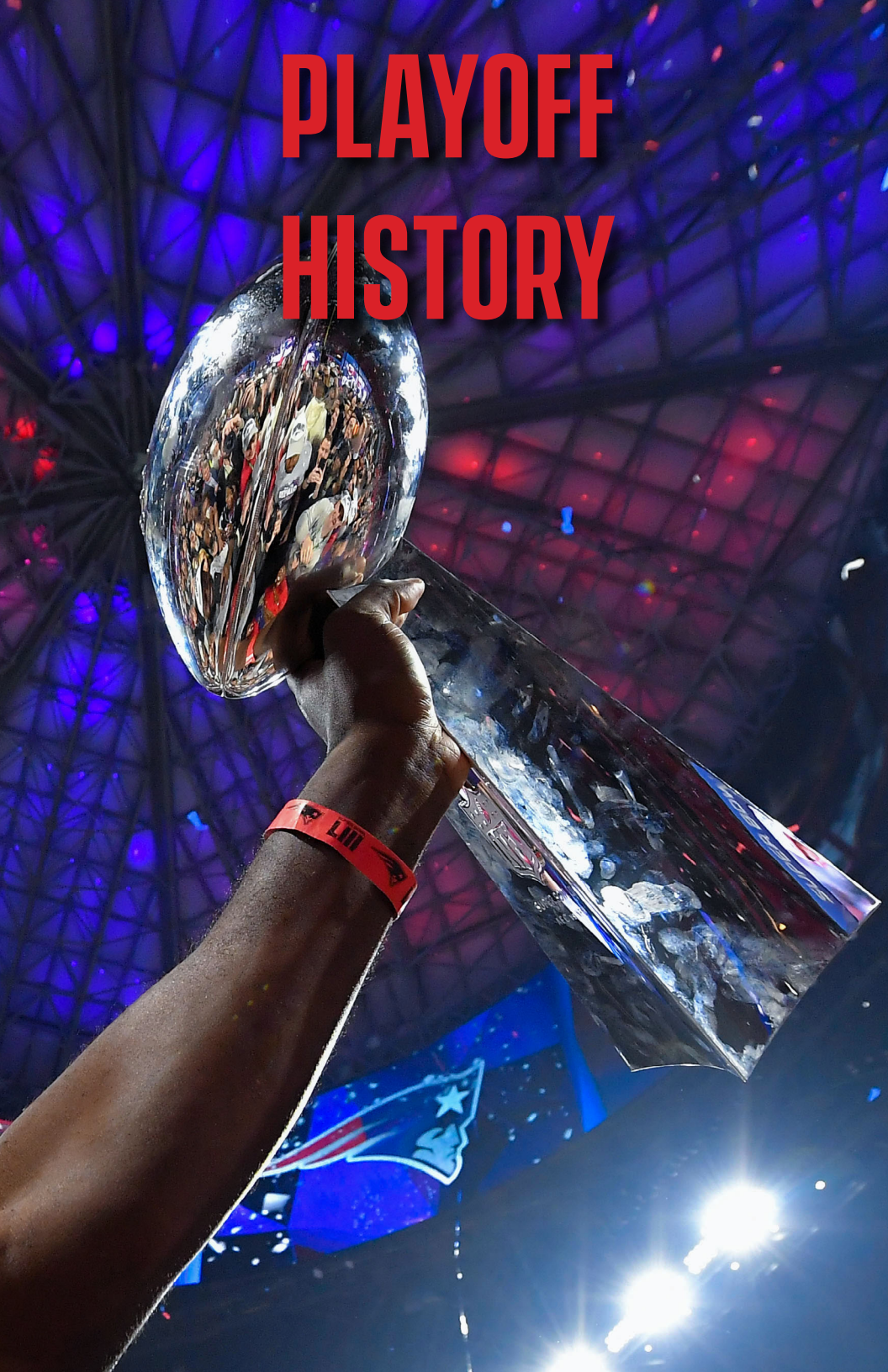

PATRIOTS PLAYOFF RESULTS

ALL-TIME PLAYOFF RESULTS

The Patriots have played in 63 playoff games during their 66-year history, compiling an overall playoff record of 40-23. The Patriots won an NFL-record 10 consecutive playoff games from the 2001 season to the 2005 season. Since Robert Kraft purchased the Patriots in 1994, the team is 36-17 in the playoffs, and its 36 playoff victories are the most in the NFL over that span. ***Neutral site Super Bowls**

ALL-TIME PLAYOFF RESULTS (40-23)

Date	Round		Opponent	W/L	Score
12/28/63	AFL Divisional	at	Buffalo	W	26-8
01/05/64	AFL Championship	at	San Diego	L	10-51
12/18/76	AFC Divisional	at	Oakland	L	21-24
12/31/78	AFC Divisional		Houston	L	14-31
01/08/83	First Round Playoff	at	Miami	L	13-28
12/28/85	AFC Wild Card	at	N.Y. Jets	W	26-14
01/05/86	AFC Divisional	at	L.A. Raiders	W	27-20
01/12/86	AFC Championship	at	Miami	W	31-14
01/26/86	Super Bowl XX	*	Chicago	L	10-46
01/04/87	AFC Divisional	at	Denver	L	17-22
01/01/95	AFC Wild Card	at	Cleveland	L	13-20
01/05/97	AFC Divisional		Pittsburgh	W	28-3
01/12/97	AFC Championship		Jacksonville	W	20-6
01/26/97	Super Bowl XXXI	*	Green Bay	L	21-35
12/28/97	AFC Wild Card		Miami	W	17-3
01/03/98	AFC Divisional	at	Pittsburgh	L	6-7
01/03/99	AFC Wild Card	at	Jacksonville	L	10-25
01/19/02	AFC Divisional		Oakland	W	16-13 ot
01/27/02	AFC Championship	at	Pittsburgh	W	24-17
02/03/02	Super Bowl XXXVI	*	St. Louis	W	20-17
01/10/04	AFC Divisional		Tennessee	W	17-14
01/18/04	AFC Championship		Indianapolis	W	24-14
02/01/04	Super Bowl XXXVIII	*	Carolina	W	32-29
01/16/05	AFC Divisional		Indianapolis	W	20-3
01/23/05	AFC Championship	at	Pittsburgh	W	41-27
02/06/05	Super Bowl XXXIX	*	Philadelphia	W	24-21
01/07/06	AFC Wild Card		Jacksonville	W	28-3
01/14/06	AFC Divisional	at	Denver	L	13-27
01/07/07	AFC Wild Card		N.Y. Jets	W	37-16
01/14/07	AFC Divisional	at	San Diego	W	24-21
01/21/07	AFC Championship	at	Indianapolis	L	34-38
01/12/08	AFC Divisional		Jacksonville	W	31-20
01/20/08	AFC Championship		San Diego	W	21-12
02/03/08	Super Bowl XLII	*	N.Y. Giants	L	14-17
01/10/10	AFC Wild Card		Baltimore	L	14-33
01/16/11	AFC Divisional		N.Y. Jets	L	21-28
01/14/12	AFC Divisional		Denver	W	45-10
01/22/12	AFC Championship		Baltimore	W	23-20
02/05/12	Super Bowl XLVI	*	N.Y. Giants	L	17-21
01/13/13	AFC Divisional		Houston	W	41-28
01/20/13	AFC Championship		Baltimore	L	13-28
01/11/14	AFC Divisional		Indianapolis	W	43-22
01/19/14	AFC Championship	at	Denver	L	16-26
01/10/15	AFC Divisional		Baltimore	W	35-31
01/18/15	AFC Championship		Indianapolis	W	45-7
02/01/15	Super Bowl XLIX	*	Seattle	W	28-24
01/16/16	AFC Divisional		Kansas City	W	27-20
01/24/16	AFC Championship	at	Denver	L	18-20
01/14/17	AFC Divisional		Houston	W	34-16
01/22/17	AFC Championship		Pittsburgh	W	36-17
02/05/17	Super Bowl LI	*	Atlanta	W	34-28 ot
01/13/18	AFC Divisional		Tennessee	W	35-14
01/21/18	AFC Championship		Jacksonville	W	24-20
02/04/18	Super Bowl LII	*	Philadelphia	L	33-41
01/13/19	AFC Divisional		L.A. Chargers	W	41-28
01/20/19	AFC Championship	at	Kansas City	W	37-31 ot
02/03/19	Super Bowl LIII	*	L.A. Rams	W	13-3
01/04/20	AFC Wild Card		Tennessee	L	13-20
01/15/22	AFC Wild Card	at	Buffalo	L	17-47
01/11/26	AFC Wild Card		L.A. Chargers	W	16-3
01/18/26	AFC Divisional		Houston	W	28-16
01/25/26	AFC Championship	at	Denver	W	10-7
02/08/26	Super Bowl LX		Seattle	L	13-29

PATRIOTS PLAYOFF SEASONS (29)

Year	How Qualified	Record
1963	Div. Champions	1-1
1976	Wild Card	0-1
1978	Div. Champions	0-1
1982*	16-Team Format	0-1
1985	Wild Card	3-1
1986	Div. Champions	0-1
1994	Wild Card	0-1
1996	Div. Champions	2-1
1997	Div. Champions	1-1
1998	Wild Card	0-1
2001	Div. Champions	3-0
2003	Div. Champions	3-0
2004	Div. Champions	3-0
2005	Div. Champions	1-1
2006	Div. Champions	2-1
2007	Div. Champions	2-1
2009	Div. Champions	0-1
2010	Div. Champions	0-1
2011	Div. Champions	2-1
2012	Div. Champions	1-1
2013	Div. Champions	1-1
2014	Div. Champions	3-0
2015	Div. Champions	1-1
2016	Div. Champions	3-0
2017	Div. Champions	2-1
2018	Div. Champions	3-0
2019	Div. Champions	0-1
2021	Wild Card	0-1
2025	Div. Champions	3-1

NFL PLAYOFF RECORDS

(Minimum 15 Postseason Games)

Team	W	L	Pct.
New England Patriots	**40**	**23**	**.635**
San Francisco 49ers	39	25	.609
Green Bay Packers	37	28	.569
Baltimore Ravens	18	14	.563
Las Vegas Raiders	25	20	.556
Pittsburgh Steelers	36	30	.545
Wash. Commanders	25	21	.543

MOST PLAYOFF WINS IN A DECADE

Team	Decade	Wins
New England Patriots	**2010s**	**16**
New England Patriots	**2000s**	**14**
Dallas Cowboys	1970s	14
Pittsburgh Steelers	1970s	14
San Francisco 49ers	1980s	13
Dallas Cowboys	1990s	12
Kansas City Chiefs	2020s	11
Washington Redskins	1980s	11

The Patriots are 25-5 at home in the playoffs in their history. Twenty-nine of the franchise's 30 home playoff games have been played since Robert Kraft bought the team in 1994.

Super Bowl XXXVI

NFL'S LONGEST HOME PLAYOFF WINNING STREAKS

Team	Win Streak	Seasons
Green Bay Packers	13	1939-2001
New England Patriots	**11**	**1996-2008**
Seattle Seahawks	10	2005-16
New England Patriots	**9**	**2013-2018**
Kansas City Chiefs	9	2023-2025
Buffalo Bills	9	1988-1995
Washington Redskins	8	1942-1983

Super Bowl XXXVIII

Super Bowl XXXIX

Super Bowl XLIX

Super Bowl LI

Super Bowl LIII

INDIVIDUAL PLAYOFF RECORDS

SERVICE

GAMES PLAYED

Career –

41 Tom Brady (2001, 03-07, 09-19)
28 Stephen Gostkowski (2006-07, 09, 11-18)
25 Matthew Slater (2009-19, 21)
24 Devin McCourty (2010-19, 21)
22 Tedy Bruschi (1996-98, 2001, 03-07)
Patrick Chung (2009-12,14-19)
21 Vince Wilfork (2004-07, 09-12, 14)
20 Troy Brown (1994, 96-98, 2001, 03-06)
Matt Light (2001, 03-07, 09-11)

PLAYOFF SCORING

POINTS SCORED

Career –

205 Stephen Gostkowski (39 FGs, 88 PAT kicks)
117 Adam Vinatieri (26 FGs, 39 PAT kicks)
72 Rob Gronkowski (12 rec. TD)
50 James White (5 rush TD, 3 rec. TD, 1 two-point)
48 LeGarrette Blount (8 rush TD)

Game –

24 LeGarrette Blount vs. IND, Jan. 11, 2014 (4 rush TD)
20 James White vs. ATL, Feb. 5, 2017 (2 rush TD, 1 rec. TD, 1 2-pt)
18 Dion Lewis vs. HOU, Jan. 14, 2017 (1 rush TD, 1 rec. TD, 1 ret. TD)
LeGarrette Blount vs. IND, Jan. 18, 2015 (3 rush TD)
Rob Gronkowski vs. DEN, Jan. 14, 2012 (3 rec. TD)
Curtis Martin vs. PIT, Jan. 5, 1997 (3 rush TD)
Sony Michel vs. LAC, Jan. 13, 2019 (3 rush TD)
Shane Vereen vs. HOU, Jan. 13, 2013 (2 rec. TD, 1 rush TD)

TOUCHDOWNS

Career –

12 Rob Gronkowski (15 games) (12 rec. TD)
8 LeGarrette Blount (8 games) (8 rush TD)
8 James White (12 games) (5 rush TD, 3 rec. TD)
7 David Givens (8 games) (7 rec. TD)
6 Julian Edelman (19 games) (5 rec., 1 rush TD)
Danny Amendola (13 games) (6 rec. TD)
Tom Brady (41 games) (6 rush TD)
Sony Michel (3 games) (6 rush TD)

Game –

4 LeGarrette Blount vs. IND, Jan. 11, 2014 (4 rush TD)
3 Sony Michel vs. LAC, Jan. 13, 2019 (3 rush TD)
James White vs. ATL, Feb. 5, 2017 (2 rush TD, 1 rec. TD)
Dion Lewis vs. HOU, Jan. 14, 2017 (1 rush TD, 1 rec. TD, 1 ret. TD)
LeGarrette Blount vs. IND, Jan. 18, 2015 (3 rush TD)
Shane Vereen vs. HOU, Jan 13, 2013 (2 rec. TD, 1 rush TD)
Rob Gronkowski vs. DEN, Jan. 14, 2012 (3 rec. TD)
Curtis Martin vs. PIT, Jan. 5, 1997 (3 rush TD)

PLAYOFF SCORING (CONT.)

FIELD GOALS MADE

Career –

39 Stephen Gostkowski (28 games)
26 Adam Vinatieri (17 games)
9 Tony Franklin (5 games)
5 Gino Cappelletti (2 games)

Game –

5 Adam Vinatieri vs. IND, Jan. 18, 2004 (31, 25, 27,21,34)
4 Tony Franklin at NYJ, Dec. 28, 1985 (33, 41, 20, 26)
Gino Cappelletti at BUF, Dec. 28, 1963 (28,12, 33, 36)
3 Andy Borregales vs. LAC, Jan. 11, 2026 (23,35,39)
Stephen Gostkowski vs. PIT, Jan. 22, 2017 (31,47,26)
Stephen Gostkowski vs. BAL, Jan. 22, 2012 (29, 35, 24)
Stephen Gostkowski at SD, Jan. 14, 2007 (50, 34, 31)
Stephen Gostkowski vs. NYJ, Jan. 7, 2007 (20, 40, 28)
Adam Vinatieri vs. OAK, Jan. 19, 2002 (23, 45, 23)

PLAYOFF FIELD GOALS

FIELD GOALS ATTEMPTED

Career –

44 Stephen Gostkowski (28 games)
34 Adam Vinatieri (17 games)
11 Tony Franklin (5 games)
6 Andy Borregales (4 games)
6 Gino Cappelletti (2 games)

Game –

5 Adam Vinatieri, vs. IND, Jan. 18, 2004 (31, 25, 27, 21, 34)
Tony Franklin at NYJ, Dec. 28, 1985 (33, 41, 20, 41wl, 26)
Gino Cappelletti, at BUF, Dec. 28, 1963 (28, 12, 33, 36, 45s)

LONGEST FIELD GOALS

50 Stephen Gostkowski at SD, Jan. 14, 2007
48 Adam Vinatieri at PIT, Jan. 23, 2005
Adam Vinatieri vs. STL, Feb. 3, 2002

INDIVIDUAL PLAYOFF RECORDS

PLAYOFF PASSING

PASSING YARDS

Career –

11,388	Tom Brady (41 games)
1,335	Drew Bledsoe (7 games)
828	Drake Maye (4 games)
571	Steve Grogan (4 games)
561	Tony Eason (5 games)
489	Vito "Babe" Parilli (2 games)

Game –

505	Tom Brady vs. Philadelphia, Feb. 4, 2018*
466	Tom Brady vs. Atlanta, Feb. 5, 2017
384	Tom Brady vs. Pittsburgh, Jan. 22, 2017
367	Tom Brady vs. Baltimore, Jan. 10, 2015
363	Tom Brady vs. Denver, Jan. 14, 2012

Most 300-yard Games –

16	Tom Brady
1	Vito "Babe" Parilli

PASSING ATTEMPTS

Career –

1,626	Tom Brady (41 games)
252	Drew Bledsoe (7 games)
120	Drake Maye (4 games)
95	Steve Grogan (4 games)
72	Tony Eason (5 games)
64	Vito "Babe" Parilli (2 games)

Game –

62	Tom Brady vs. Atlanta, Feb. 5, 2017*
56	Tom Brady at Denver, Jan. 24, 2016
54	Tom Brady vs. Baltimore, Jan. 20, 2013
53	Tom Brady vs. Tennessee, Jan. 13, 2018
52	Tom Brady vs. Oakland, Jan. 19, 2002

PASSING COMPLETIONS

Career –

1,025	Tom Brady (41 games)
129	Drew Bledsoe (7 games)
70	Drake Maye (4 games)
48	Steve Grogan (4 games)
42	Tony Eason (5 games)

Game –

43	Tom Brady vs. Atlanta, Feb. 5, 2017*
37	Tom Brady vs. Seattle, Feb. 1, 2015
35	Tom Brady vs. Tennessee, Jan. 13, 2018
34	Tom Brady vs. L.A. Chargers, Jan. 13, 2019
33	Tom Brady vs. Baltimore, Jan. 10, 2015

COMPLETION PERCENTAGE

Career –

63.2	Mac Jones (1 game) (38-24)
63.0	Tom Brady (41 games) (1,626-1,025)
58.3	Drake Maye (4 games) (120-70)
58.3	Tony Eason (5 games) (72-42)
54.5	Tom Owen (1 game) (22-12)
51.2	Drew Bledsoe (7 games) (252-129)

COMPLETION PERCENTAGE (CONT.)

Game –

92.9	Tom Brady vs. Jacksonville, Jan 12, 2008 (28-26)*
83.3	Tony Eason at Miami, Jan. 12, 1986 (12-10)
77.3	Tom Brady vs. L.A. Chargers, Jan. 13, 2019 (44-34)
76.5	Tom Brady vs. Denver, Jan. 14, 2012 (34-26)
76.2	Tom Brady vs. Pittsburgh, Jan. 22, 2017 (42-32)

PASSING TOUCHDOWNS

Career –

73	Tom Brady (41 games)
7	Tony Eason (5 games)
6	Drake Maye (4 games)
6	Drew Bledsoe (7 games)
3	Steve Grogan (4 games)
2	Mac Jones (1 game)
	Vito "Babe" Parilli (2 games)

Game –

6	Tom Brady vs. Denver, Jan. 14, 2012**
4	Tom Brady vs. Seattle, Feb. 1, 2015

INTERCEPTIONS

Career –

35	Tom Brady (41 games)
12	Drew Bledsoe (7 games)
7	Steve Grogan (4 games)
4	Drake Maye (4 games)
2	Mac Jones (1 game)
2	Vito "Babe" Parilli (2 games)

Game –

4	Drew Bledsoe vs. Green Bay, Jan. 26, 1997
3	Drew Bledsoe at Cleveland, Jan. 1, 1995
	Tom Brady vs. Baltimore, Jan. 10, 2010
	Tom Brady vs. San Diego, Jan. 20, 2008
	Tom Brady at San Diego, Jan. 14, 2007

PASSER RATING

Career (Minimum 25 attempts) –

115.6	Tony Eason (5 games)
89.8	Tom Brady (41 games)
82.2	Drake Maye (4 games)
75.8	Mac Jones (1 game)
67.8	Vito "Babe" Parilli (2 games)
54.9	Drew Bledsoe (7 games)

Game (Minimum 25 attempts) –

141.4	Tom Brady vs. Jacksonville, Jan. 12, 2008
137.6	Tom Brady vs. Denver, Jan. 14, 2012
132.0	Tony Eason at N.Y. Jets, Dec. 28, 1985
130.9	Tony Eason at Miami, Jan. 12, 1986

**** Tied NFL Record** ***NFL Record**

INDIVIDUAL PLAYOFF RECORDS

PLAYOFF RUSHING

RUSHING ATTEMPTS

Career –

120	Corey Dillon (8 games)
117	Antowain Smith (6 games)
111	LeGarrette Blount (8 games)
100	Tom Brady (41 games)
93	Laurence Maroney (7 games)

Game –

30	LeGarrette Blount vs. Indianapolis, Jan. 18, 2015
29	Sony Michel at Kansas City, Jan. 20, 2019
26	Antowain Smith vs. Carolina, Feb. 1, 2004
25	Laurence Maroney vs. San Diego, Jan. 20, 2008
25	Rhamondre Stevenson at Denver, Jan. 25, 2026
24	Sony Michel vs. LAC, Jan. 13, 2019
	LeGarrette Blount vs. Indianapolis, Jan. 11, 2014
	Corey Dillon at Pittsburgh, Jan. 23, 2005

RUSHING YARDS

Career –

508	Corey Dillon (8 games)
470	LeGarrette Blount (8 games)
456	Antowain Smith (6 games)
425	Kevin Faulk (19 games)
397	Sony Michel (4 games)

Game –

166	LeGarrette Blount vs. Indianapolis, Jan. 11, 2014
	Curtis Martin, vs. Pittsburgh, Jan. 5, 1997
148	LeGarrette Blount vs. Indianapolis, Jan. 18, 2015
144	Corey Dillon vs. Indianapolis, Jan. 16, 2005
129	Sony Michel vs. LAC, Jan. 13, 2019

Most 100-yard Games –

2	LeGarrette Blount
	Craig James
	Lawrence Maroney
	Sony Michel

LONGEST RUSHES

78t	Curtis Martin vs. Pittsburgh, Jan. 5, 1997
73t	LeGarrette Blount vs. Indianapolis, Jan. 11, 2014
45	Robert Weathers at Miami, Jan. 12, 1986

RUSHING TOUCHDOWNS

Career –

8	LeGarrette Blount (8 games)
6	Tom Brady (41 games)
	Sony Michel (4 games)
5	Curtis Martin (3 games)
	James White (12 games)
4	Corey Dillon (8 games)

Game –

4	LeGarrette Blount vs. Indianapolis, Jan. 11, 2014
3	Sony Michel vs. L.A. Chargers, Jan. 13, 2019
	LeGarrette Blount vs. Indianapolis, Jan. 18, 2015
	Curtis Martin vs. Pittsburgh, Jan. 5, 1997

LONGEST RUSHING TOUCHDOWNS

78	Curtis Martin vs. Pittsburgh, Jan. 5, 1997
73	LeGarrette Blount vs. Indianapolis, Jan. 11, 2014

INDIVIDUAL PLAYOFF RECORDS

PLAYOFF RECEIVING

RECEPTIONS

Career –

118	Julian Edelman (19 games)
81	Rob Gronkowski (16 games)
69	Wes Welker (9 games)
59	James White (12 games)
58	Troy Brown (20 games)

Game –

15	James White vs. L.A. Chargers, Jan. 13, 2019**
14	James White vs. Atlanta, Feb. 5, 2017
11	Danny Amendola vs. Tennessee, Jan. 13, 2018
	Shane Vereen vs. Seattle, Feb. 1, 2015
	Wes Welker vs. N.Y. Giants, Feb. 3, 2008
	Deion Branch vs. Philadelphia, Feb. 6, 2005

Double-Digit Reception Games –

3	Julian Edelman
2	Deion Branch
	James White

RECEIVING YARDS

Career –

1,442	Julian Edelman (19 games)
1,163	Rob Gronkowski (16 games)
852	Deion Branch (14 games)
709	Danny Amendola (13 games)
694	Troy Brown (20 games)

Game –

180	Chris Hogan vs. Pittsburgh, Jan. 22, 2017 (9 rec)
153	Deion Branch at Denver, Jan. 14, 2006 (8)
152	Danny Amendola vs. Philadelphia, Feb. 4, 2018 (8)
151	Julian Edelman vs. LAC, Jan. 13, 2019 (9)
145	Rob Gronkowski vs. Denver, Jan 14, 2012 (10)

RECEIVING YARDS (CONT.)

100-yard Receiving Games –

6	Julian Edelman
4	Deion Branch
	Rob Gronkowski
3	Wes Welker

TOUCHDOWN RECEPTIONS

Career –

12	Rob Gronkowski (16 games)
7	David Givens (8 games)
6	Danny Amendola (13 games)
5	Julian Edelman (19 games)
4	Deion Branch (14 games)
	Chris Hogan (9 games)
	Wes Welker (9 games)

Game –

3	Rob Gronkowski vs. Denver, Jan. 14, 2012
2	Rob Gronkowski vs. Philadelphia, Feb. 4, 2018
	Danny Amendola vs. Jacksonville, Jan. 21, 2018
	Chris Hogan vs. Pittsburgh, Jan. 22, 2017
	Rob Gronkowski vs. Kansas City, Jan. 16, 2016
	Danny Amendola vs. Baltimore, Jan. 10, 2015
	Julian Edelman vs. Baltimore, Jan. 10, 2010
	Shane Vereen vs. Houston, Jan. 13, 2013
	Benjamin Watson vs. Jacksonville, Jan. 12, 2008
	Larry Garron at Buffalo, Dec. 28, 1963
	Stanley Morgan at Denver, Jan. 4, 1987

LONGEST RECEPTIONS

73	Deion Branch from Tom Brady, at Denver, 1/14/06
63t	Benjamin Watson from Tom Brady, vs. Jax., 1/7/06
61t	Deion Branch from Tom Brady, vs. Denver, 1/14/12
60t	Deion Branch from Tom Brady, at Pittsburgh, 1/23/05
59t	Larry Garron from Babe Parilli, at Buffalo, 12/28/63

PLAYOFF SCRIMMAGE YARDS

SCRIMMAGE YARDS (RUSHING & RECEIVING)

Career –

1,523	Julian Edelman (19 games) (81 rush, 1,442 rec.)
1,163	Rob Gronkowski (16 games) (0 rush, 1,163 rec.)
893	Deion Branch (14 games) (41 rush, 852 rec.)
837	Kevin Faulk (19 games) (425 rush, 412 rec.)
725	Danny Amendola (13 games) (16 rush, 709 rec.)

SCRIMMAGE YARDS (CONT.)

Game –

180	Chris Hogan vs. PIT, Jan. 22, 2017 (0 rush, 180 rec.)
175	Curtis Martin vs. PIT, Jan. 5, 1997 (166 rush, 9 rec.)
166	LeGarrete Blount vs. IND, Jan. 11, 2014 (166 rush)
164	Larry Garron at BUF, Dec. 28, 1963 (44 rush, 120 rec.)
162	Laurence Maroney vs. JAX, Jan. 12, 2008 (122 rush, 40 rec.)

INDIVIDUAL PLAYOFF RECORDS

PLAYOFF SACKS

SACKS

Career –

16.0	Willie McGinest (18 games)*
8.0	Mike Vrabel (17 games)
6.0	Rob Ninkovich (15 games)
5.5	Trey Flowers (9 games)
	Kyle Van Noy (10 games)

Game –

4.5	Willie McGinest vs. Jacksonville, Jan. 7, 2006*
3.0	Garin Veris vs. N.Y. Jets, Dec. 28, 1985
3.0	Willie McGinest vs. Tennessee, Jan. 10, 2004
2.5	Trey Flowers vs. Atlanta, Feb. 5, 2017
	Jarvis Green vs, Indianapolis, Jan. 18, 2004

**** Tied NFL Record** *** NFL Record**

PLAYOFF INTERCEPTIONS

INTERCEPTIONS

Career –

7	Rodney Harrison (9 games)
5	Asante Samuel (14 games)
4	Duron Harmon (17 games)
	Ty Law (12 games)
3	Fred Marion (6 games)

Game –

3	Ty Law vs. Indianapolis, Jan. 18, 2004
2	Carlton Davis III vs. Houston, Jan. 18, 2026
	Alfonzo Dennard vs. Indianapolis, Jan. 11, 2014
	Rodney Harrison vs. Philadelphia, Feb. 6, 2005
	Eugene Wilson at Pittsburgh, Jan. 23, 2005
	Ronnie Lippett at L.A. Raiders, Jan. 5, 1986
	Bob Dee at Buffalo, Dec. 28, 1963
	Ross O'Hanley at Buffalo, Dec. 28, 1963

INTERCEPTION RETURN YARDAGE

Career –

158	Asante Samuel (14 games)
118	Rodney Harrison (9 games)
73	Ty Law (12 games)
69	Fred Marion (6 games)
45	Jamie Collins (8 games)

INTERCEPTION RETURN YARDAGE (CONT.)

Game –

87	Rodney Harrison at Pittsburgh, Jan. 23, 2005 (1 int.)
73	Asante Samuel vs. Jacksonville, Jan. 7, 2006 (1)
47	Ty Law vs. St. Louis, Feb. 3, 2002 (1)
40	Todd Collins vs. Miami, Dec. 28, 1997 (1)
39	Asante Samuel at Indianapolis, Jan. 21, 2007 (1)
26	Marcus Jones vs. Houston, Jan. 18, 2026 (1)

LONGEST INTERCEPTION RETURN

87	Rodney Harrison, at Pittsburgh, Jan. 23, 2005 (TD)
73	Asante Samuel, vs. Jacksonville, Jan. 7, 2006 (TD)
47	Ty Law, vs. St. Louis, Feb. 3, 2002 (TD)
40	Todd Collins vs. Miami, Dec. 28, 1997 (TD)
39	Asante Samuel at Indianapolis, Jan. 21, 2007 (TD)
26	Marcus Jones vs. Houston, Jan. 18, 2026 (TD)

INTERCEPTION RETURNS FOR TOUCHDOWNS

3	Asante Samuel (14 games)
1	Marcus Jones (4 games)
	Rodney Harrison (9 games)
	Ty Law (12 games)
	Todd Collins (5 games)

INDIVIDUAL PLAYOFF RECORDS

PLAYOFF PUNTS

PUNTS

Career –

58 Ryan Allen (16 games)
43 Tom Tupa (6 games)
35 Rich Camarillo (6 games)
34 Ken Walter (6 games)
27 Bryce Baringer (4 games)

Game –

9 Rich Camarillo at Denver, Jan. 4, 1987 (50.2 avg.)
8 Bryce Baringer vs. Seattle, Feb. 8, 2026 (44.5)
Bryce Baringer at Denver, Jan. 25, 2026 (37.9)
Ken Walter vs. St. Louis, Feb. 3, 2002 (43.1)
Ken Walter vs. Oakland, Jan. 19, 2002 (35.0)
Tom Tupa, at Jacksonville, Jan. 3, 1999 (47.3)
Tom Tupa, vs. Green Bay, Jan. 26, 1997 (45.1)

PUNT AVERAGE

Career (Minimum 10 Punts) –

45.7 Todd Sauerbrun (14 punts)
44.5 Rich Camarillo (35 punts)
44.2 Zoltan Mesko (21 punts)
43.0 Josh Miller (23 punts)
42.9 Ryan Allen (58 punts)
41.6 Bryce Baringer (27 punts)

Game –

52.8 Zoltan Mesko vs. Houston, Jan. 13, 2013 (5 punts)
51.4 Todd Sauerbrun at Indianapolis, Jan. 14, 2007 (5 punts)
50.2 Rich Camarillo at Denver, Jan. 4, 1987 (9 punts)
49.0 Ryan Allen vs. Seattle, Feb. 1, 2015 (4 punts)

LONGEST PUNTS

68 Tom Yewcic at San Diego, Jan. 5, 1964
64 Ryan Allen vs. Seattle, Feb. 1, 2015
Zoltan Mesko vs. Houston, Jan. 13, 2013
62 Rich Camarillo vs. Chicago, Jan. 26, 1986
61 Jake Bailey vs. Tennessee, Jan. 4, 2020
Zoltan Mesko vs. Houston, Jan. 13, 2013

PLAYOFF PUNT RETURNS

PUNT RETURNS

Career –

39 Julian Edelman (19 games)
33 Troy Brown (20 games)
18 David Meggett (5 games)
9 Marcus Jones (4 games)
Danny Amendola (13 games)

PUNT RETURNS (CONT.)

Game –

7 David Meggett vs. Pittsburgh, Jan. 5, 1997
5 Julian Edelman vs. L.A. Chargers, Jan. 13, 2019
Troy Brown vs. Oakland, Jan. 19, 2002
Julian Edelman vs. Indianapolis, Jan. 11, 2014
4 Marcus Jones vs. Houston, Jan. 18, 2026
Julian Edelman vs. Houston, Jan. 14, 2017
Wes Welker vs. Baltimore, Jan. 20, 2013
Tim Dwight vs. Jacksonville, Jan. 7, 2006
Troy Brown vs. Carolina, Feb. 1, 2004
Troy Brown at Jacksonville, Jan. 3, 1999
David Meggett vs. Green Bay, Jan. 26, 1997
Irving Fryar at N.Y. Jets, Dec. 28, 1985

PUNT RETURN YARDS

Career –

443 Julian Edelman (19 games)
315 Troy Brown (20 games)
165 David Meggett (5 games)
106 Danny Amendola (13 games)
85 Wes Welker (9 games)

Game –

80 Troy Brown at Pittsburgh, Jan. 27, 2002
72 David Meggett vs. Pittsburgh, Jan. 5, 1997
71 Julian Edelman vs. Indianapolis, Jan. 18, 2015
56 Wes Welker vs. Baltimore, Jan. 20, 2013
53 Marcus Jones vs. Houston, Jan. 18, 2026
49 Troy Brown vs. Oakland, Jan. 19, 2002

LONGEST PUNT RETURN

55t Troy Brown at Pittsburgh, Jan. 27, 2002
45 Julian Edelman vs. Indianapolis, Jan. 18, 2015
41 Julian Edelman vs. N.Y. Jets, Jan. 16, 2011
28 Danny Amendola at Denver, Jan. 24, 2016
Wes Welker vs. Baltimore, Jan. 20, 2013
Julian Edelman vs. Baltimore, Jan. 10, 2010
Troy Brown vs. Carolina, Feb. 1, 2004
Art Graham at Buffalo., Dec. 28, 1963

INDIVIDUAL PLAYOFF RECORDS

PLAYOFF KICKOFF RETURNS

KICKOFF RETURNS

Career –

17	Ellis Hobbs (8 games)
15	Patrick Pass (10 games)
	Stephen Starring (5 games)
12	Laurence Maroney (7 games)
11	Bethel Johnson (6 games)
	Dion Lewis (6 games)

Game –

7	Stephen Starring vs. Chicago, Jan. 26, 1986
6	Ellis Hobbs at Indianapolis, Jan. 21, 2007
	Derrick Cullors at Jacksonville, Jan. 3, 1999
5	Gunner Olszewski at Buffalo, Jan. 15, 2022
	Danny Amendola vs. Baltimore, Jan. 10, 2015
	Brandon Tate vs. N.Y. Jets, Jan. 16, 2011
	Patrick Pass vs. Oakland, Jan. 19, 2002
	David Meggett vs. Green Bay, Jan. 26, 1997

KICKOFF RETURN YARDS

Career –

471	Ellis Hobbs (8 games)
336	Patrick Pass (10 games)
315	Stephen Starring (5 games)
268	Dion Lewis (6 games)
257	Laurence Maroney (7 games)

KICKOFF RETURN YARDS (CONT.)

Game –

220	Ellis Hobbs at Indianapolis, Jan. 21, 2007
153	Stephen Starring, vs. Chicago, Jan. 26, 1986
125	Danny Amendola vs. Baltimore, Jan. 10, 2015
124	Dion Lewis vs. Houston, Jan. 14, 2017
117	David Meggett vs. Green Bay, Jan. 26, 1997

LONGEST KICKOFF RETURN

98t	Dion Lewis vs. Houston, Jan. 14, 2017
80	Ellis Hobbs at Indianapolis, Jan. 21, 2007
47	Raymond Clayborn vs. Houston, Dec. 31, 1978
43	Laurence Maroney vs. N.Y. Giants, Feb. 3, 2008
42	Darius Butler vs. Baltimore, Jan. 10, 2010

TEAM PLAYOFF RECORDS

MOST POINTS SCORED

45	vs. Ind., Jan. 18, 2015 (W 45-7)
45	vs. Denver, Jan. 14, 2012 (W 45-10)
43	vs. Ind., Jan. 11, 2014 (W 43-22)
41	vs. L.A. Chargers, Jan. 13, 2019 (W 41-28)
	vs. Houston, Jan. 13, 2013 (W 41-28)
	at Pittsburgh, Jan. 23, 2005 (W 41-27

FEWEST POINTS ALLOWED

3	vs. L.A. Chargers, Jan. 11, 2026 (W 16-3)
	vs. L.A. Rams, Feb. 3, 2019 (W 13-3)
	vs. Jacksonville, Jan. 7, 2006 (W 28-3)
	vs. Indianapolis, Jan. 16, 2005 (W 20-3)
	vs. Miami, Dec. 28, 1997 (W 17-3)
	vs. Pittsburgh, Jan. 5, 1997 (W 28-3)
6	vs. Jacksonville, Jan.12, 1997 (W 20-6)

FIRST DOWNS

Total –

37	vs. Atlanta, Feb. 5, 2017
36	at Kansas City, Jan. 20, 2019
31	vs. Tennessee. Jan. 13, 2018
31	vs. Denver. Jan. 14, 2012
30	vs. L.A. Chargers, Jan. 13, 2019

Rushing –

15	at Kansas City, Jan. 20, 2019
	at Miami, Jan. 12, 1986
14	vs. Indianapolis, Jan. 18, 2015
13	vs. Indianapolis, Jan. 11, 2014
	vs. San Diego, Jan. 20, 2008
	vs. N.Y. Jets, Jan. 7, 2007

Passing –

26	vs. Atlanta, Feb. 5, 2017
23	vs. Philadelphia, Feb. 4, 2018
22	vs. Baltimore, Jan. 10, 2015
21	vs. Seattle, Feb. 1, 2015
20	at Kansas City, Jan. 20, 2019
	vs. Tennessee, Jan. 13, 2018

Penalty –

7	at Oakland, Dec. 18, 1976
4	vs. L.A. Rams, Feb. 3, 2019
	vs. Atlanta, Feb. 5, 2017
	at Denver, Jan. 24, 2016

Third Down Efficiency –

.688	vs. N.Y. Jets, Jan. 7, 2007 (11/16)
.684	at Kansas City, Jan. 20, 2019 (13/19)
.667	vs. Indianapolis, Jan. 18, 2015 (12/18)
.647	vs. Tennessee, Jan. 13, 2018 (11/18)
.647	vs. Pittsburgh, Jan. 22, 2017 (11/17)

TOTAL NET YARDS

Game –

613	vs. Philadelphia, Feb.4, 2018 (113 R, 500 P, 72 plays)
546	vs. Atlanta, Feb. 5, 2017 (104 R, 442 P, 93 plays)
524	at Kansas City, Jan. 20, 2019 (176 R, 348 P, 94 plays)
509	vs. Denver, Jan. 14, 2012 (146 R, 363 P, 64 plays)

NUMBER OF PLAYS

94	at Kansas City, Jan. 20, 2019 (48R, 46P)
93	vs. Atlanta,Feb. 5, 2017 (25R,68P)
84	vs. Oak., Jan. 19, 2002 (30R, 54P)
83	vs. Carolina, Feb. 1, 2004 (35R, 48P)
82	vs. Baltimore, Jan. 20, 2013 (28R, 54P)

NUMBER OF TWO-POINT PLAYS MADE

2	vs. Atlanta, Feb. 5, 2017 (1R, 1P)
1	Four times. Most Recent:
	vs. Indianapolis, Jan. 11, 2014 (1R)

RUSHING

Attempts –

59	at Miami, Jan. 12, 1986
49	at Oakland, Dec. 18, 1976
	at L.A. Raiders, Jan. 5, 1986
48	at Kansas City, Jan. 20, 2019
46	vs. Indianapolis, Jan. 11, 2014
40	vs. Indianapolis, Jan. 18, 2015

Rushing Yards –

255	at Miami, Jan. 12, 1986
234	vs. Indianapolis, Jan. 11, 2014
210	vs. Indianapolis, Jan. 16, 2005
194	vs. Pittsburgh, Jan. 5, 1997
177	vs. Indianapolis, Jan. 18, 2015

Rushing Touchdowns –

6	vs. Indianapolis, Jan. 11, 2014
4	at Kansas City, Jan. 20, 2019
	vs. L.A. Chargers, Jan. 13, 2019
3	vs. Pittsburgh, Jan. 5, 1997
	vs. Indianapolis, Jan. 18, 2015

PASSING

Attempts –

63	vs. Atlanta, Feb. 5, 2017
56	at Denver, Jan. 24, 2016
54	vs. Baltimore, Jan. 20, 2013
53	vs. Tennessee, Jan. 13, 2018
52	vs. Oakland, Jan. 19, 2002

Completions –

43	vs. Atlanta, Feb. 5, 2017*
37	vs. Seattle, Feb. 1, 2015
35	vs. Tennessee, Jan. 13, 2018
34	vs. L.A. Chargers, Jan. 13, 2019
34	vs. Baltimore, Jan. 10, 2015

Net Yards Passing –

500	vs. Philadelphia, Feb. 4, 2018*
442	vs. Atlanta, Feb. 5, 2017
408	vs. Baltimore, Jan. 10, 2015
374	vs. Pittsburgh Jan. 22, 2017
363	vs. Denver, Jan. 14, 2012

***NFL Record**

TEAM PLAYOFF RECORDS

PASSING TOUCHDOWNS

6 vs. Denver, Jan. 14, 2012
4 vs. Seattle, Feb. 1, 2015
vs. Baltimore, Jan. 10, 2015
3 vs. Houston, Jan. 18, 2026
vs. Philadelphia, Feb. 4, 2018
vs. Tennessee, Jan. 13, 2018
vs. Pittsburgh, Jan. 22, 2017
vs. Indianapolis, Jan. 18, 2015
vs. Houston, Jan. 13, 2013
vs. Jacksonville, Jan. 12, 2008
vs. Jacksonville, Jan. 7, 2006
vs. Carolina, Feb. 1, 2004
at Miami, Jan. 12, 1986

Interceptions (Most) –
4 vs. Green Bay, Jan. 26, 1997
3 Five Times. Most Recent:
vs. Baltimore, Jan. 10, 2010

Interceptions (Fewest) –
0 Many times, Most Recent:
at Denver, Jan. 25, 2026

PUNTING

Most Punts For –
9 at Denver, Jan. 4, 1987 (50.2 avg.)
8 Seven times. Most Recent:
vs. Seattle Feb. 8, 2026 (44.5)

Fewest Punts For –
0 vs. Philadelphia, Feb. 4, 2018
1 vs. Jacksonville, Jan. 12, 2008
2 at Kansas City, Jan. 20, 2019
vs. Pittsburgh, Jan. 22, 2017
vs. Baltimore, Jan. 22, 2012
vs. N.Y. Jets, Jan. 7, 2007
vs. Indianapolis, Jan. 18, 2004

DEFENSE

Fewest Yards Allowed –
162 vs. Miami, Dec. 28, 1997
181 at Denver, Jan. 25, 2026
207 vs. L.A. Chargers, Jan. 11, 2026
209 vs. Indianapolis, Jan. 18, 2015

Most Yards Allowed –
610 at San Diego, Jan. 5, 1963
538 vs. Philadelphia, Feb. 4, 2018
507 at Denver, Jan. 19, 2014
482 at Buffalo, Jan. 15, 2022
455 at Indianapolis, Jan. 21, 2007
448 vs. Miami, Jan 8, 1983

Sacks –
8 vs. Tennessee, Jan. 13, 2018 (52 yds)
6 vs. L.A. Chargers, Jan. 11, 2026 (39 yds)
vs. Jacksonville, Jan. 7, 2006 (42 yds)
5 vs. Atlanta, Feb. 5, 2017 (44 yds)
vs. Denver, Jan. 14, 2012 (28 yds)
vs. Green Bay, Jan. 26, 1997 (38)
at N.Y. Jets, Dec. 28, 1985 (51)

DEFENSE (CONT.)

Interceptions –
4 vs. Houston, Jan. 18, 2026
vs. Indianapolis, Jan. 11, 2014
vs. Indianapolis, Jan. 18, 2004
at Buffalo, Dec. 28, 1964
3 vs. Houston, Jan. 14, 2017
vs. Philadelphia, Feb. 6, 2005
at Pittsburgh, Jan. 23, 2005
at Pittsburgh, Jan. 27, 2002
at L.A. Raiders, Jan. 5, 1986

Turnovers Forced –
6 at Miami, Jan. 12, 1986 (2 INT, 4 FR)
at L.A. Raiders, Jan. 5, 1986 (3 INT, 3 FR)
at Buffalo, Dec. 28, 1963 (4 INT, 2 FR)
5 vs. Houston, Jan. 18, 2026 (4 INT, 1 FR)
vs. Ind., Jan. 18, 2004 (4 INT, 1 FR)
4 vs. Ind., Jan. 11, 2014 (4 INT)
at S.D., Jan. 14, 2007 (1 INT, 3 FR)
vs. Phila., Feb. 6, 2005 (3 INT, 1 FR)
at Pitt., Jan. 23, 2005 (3 INT, 1 FR)
at Pitt., Jan. 27, 2002 (3 INT, 1 FR)
vs. Jac., Jan. 12, 1997 (2 INT, 2 FR)
at N.Y. Jets, Dec. 28, 1985 (2 INT, 2 FR)

PENALTIES

Most –
12 at Pittsburgh Jan. 27, 2002 (87 yds)
10 at Oakland, Dec. 18, 1976 (83)
9 vs. L.A. Chargers, Jan. 13, 2019 (75)
8 at Indianapolis, Jan. 21, 2007 (63)
at Denver, Jan. 14, 2006 (82)
vs. Carolina, Feb. 1, 2004 (60)
vs. Houston, Dec. 31, 1978 (92)

Fewest –
1 at Denver, Jan. 25, 2026 (5 yds.)
vs. Philadelphia, Feb. 4, 2018 (5)
vs. Jacksonville, Jan. 21, 2018 (10)
vs. Baltimore, Jan. 22, 2012 (5)
at Pittsburgh, Jan. 23, 2005 (5)
vs. Oakland Jan. 19, 2002 (15)
at N.Y. Jets, Dec. 28, 1985 (10)
at San Diego, Jan. 5, 1964 (18)

Most Yards Lost –
92 vs. Hou., Dec. 31, 1978 (8 pen.)
87 at Pittsburgh, Jan. 27, 2002 (12)
83 at Oakland, Dec. 18, 1976 (10)
82 at Denver, Jan. 14, 2006 (8)

Fewest Yards Lost –
5 at Denver, Jan. 25, 2026 (5)
vs. Philadelphia, Feb. 4, 2018 (1)
vs. Baltimore, Jan. 22, 2012 (1)
at Pittsburgh, Jan. 23, 2005 (1)
vs. Jacksonville, Jan. 12, 1997 (2)
10 vs. Jacksonville, Jan. 21, 2018 (1)
vs. Pittsburgh, Jan. 22, 2017 (2)
at N.Y. Jets, Dec. 28, 1985 (1)

GREATEST PLAYOFF COMEBACKS

Rank	Date	Opponent	Largest Deficit	Largest Deficit Score	Final Score
1.	02/05/17	vs. Atlanta	25 points	28-3	34-28 ot
2.	01/10/15	vs. Baltimore	14 Points	14-0, 28-14	35-31
3.	01/21/18	vs. Jacksonville	11 Points	14-3	24-20
	01/14/07	@ San Diego	11 Points	14-3	24-21

1963 AFL CHAMPIONSHIP GAME

1963 AFL CHAMPIONSHIP GAME • SAN DIEGO 51, BOSTON 10 • BALBOA STADIUM

January 5, 1964 • Weather: 71 degrees; wind NW 11 mph • Attendance - 30,127

	1	2	3	4	OT	F
Boston Patriots	7	3	0	0	--	10
San Diego Chargers	21	10	7	13	--	51

TEAM	Q	PLAY	SCORE Visitor	SCORE Home
SD	1	T. Rote 2 yd run (G. Blair kick)	0	7
SD	1	K. Lincoln 67 yd run (G. Blair kick)	0	14
BOS	1	L. Garron 7 yd run (G. Cappelletti kick)	7	14
SD	1	P. Lowe 58 yd run (G. Blair kick)	7	21
SD	2	G. Blair 11 yd field goal	7	24
BOS	2	G. Cappelletti 15 yd field goal	10	24
SD	2	D. Norton 14 yd pass from T. Rote (G. Blair kick)	10	31
SD	3	L. Alworth 48 yd pass from T. Rote (G. Blair kick)	10	38
SD	4	K. Lincoln 25 yd pass from J. Hadl (pass failed)	10	44
SD	4	J. Hadl 1 yd run (G. Blair kick)	10	51

FINAL INDIVIDUAL STATISTICS

RUSHING	NO	YDS	AVG	LG	TD
H. Crump	7	18	2.6	6	0
L. Garron	3	15	5.0	7t	1
B. Lott	3	15	5.0	6	0
T. Yewcic	1	14	14.0	14	0
V. Parilli	1	10	10.0	10	0
R. Burton	1	3	3.0	3	0
Patriots:	**16**	**75**	**4.7**	**14**	**1**

RUSHING	NO	YDS	AVG	LG	TD
K. Lincoln	13	206	15.8	67t	1
P. Lowe	12	94	7.8	58t	1
T. Rote	4	15	3.8	10	1
G. McDougall	1	2	2.0	2	0
J. Hadl	1	1	1.0	1t	1
B. Jackson	1	0	0.0	0	0
Chargers:	**32**	**318**	**9.9**	**67t**	**4**

RECEIVING	NO	YDS	AVG	LG	TD
R. Burton	4	12	3.0	8	0
J. Colclough	3	26	8.7	10	0
G. Cappelletti	2	72	36.0	49	0
A. Graham	2	68	34.0	45	0
H. Crump	2	28	14.0	28	0
B. Lott	2	16	8.0	11	0
L. Garron	2	6	3.0	5	0
Patriots:	**17**	**228**	**13.4**	**49**	**0**

RECEIVING	NO	YDS	AVG	LG	TD
K. Lincoln	7	123	17.6	32	1
L. Alworth	4	77	19.3	48	1
J. MacKinnon	2	53	26.5	33	0
D. Norton	2	44	22.0	30	1
D. Kocourek	1	5	5.0	5	0
G. McDougall	1	3	3.0	3	0
Chargers:	**17**	**305**	**17.9**	**48**	**3**

INTERCEPTIONS	NO	YDS	AVG	LG	TD
None					

INTERCEPTIONS	NO	YDS	AVG	LG	TD
B. Mitinger	1	5	5.0	5	0
P. Maguire	1	10	10.0	10	0
Chargers:	**2**	**15**	**7.5**	**10**	**0**

PUNTING	NO	YDS	AVG	LG
T. Yewcic	7	328	46.9	68

PUNTING	NO	YDS	AVG	LG
R. Maguire	2	87	43.5	44

PUNT RET.	NO	YDS	AVG	LG	TD
None					

PUNT RET.	NO	YDS	AVG	LG	TD
None					

KICKOFF RET.	NO	YDS	AVG	LG	TD
L. Garron	2	32	16.0	17	0
H. Crump	2	31	15.5	22	0
R. Burton	2	27	13.5	18	0
B. Suci	1	18	18.0	18	0
T. Romeo	1	9	9.0	9	0
B. Yates	1	5	5.0	5	0
Patriots:	**9**	**122**	**13.6**	**22**	**0**

KICKOFF RET.	NO	YDS	AVG	LG	TD
L. Alworth	2	47	23.5	28	0
P. Lowe	1	23	23.0	23	0
Chargers:	**3**	**70**	**23.3**	**62**	**0**

PASSING	A	C	YDS	PCT.	TD	I	LG	S/YD	RATING
B. Parilli	29	14	189	48.3	0	1	49	0/0	55.1
T. Yewcic	8	3	39	37.5	0	1	23	0/0	14.1
Patriots:	**37**	**17**	**228**	**45.9**	**0**	**2**	**45**	**0/0**	**43.5**

PASSING	A	C	YDS	PCT.	TD	I	LG	S/YD	RATING
T. Rote	15	10	173	66.6	2	0	48	0/0	145.3
J. Hadl	10	6	112	60.0	1	0	33	0/0	132.1
K. Lincoln	1	1	20	100.0	0	0	20	0/0	118.8
Chargers:	**25**	**16**	**305**	**64.0**	**3**	**0**	**48**	**0/0**	**145.8**

TEAM STATISTICS	BOS	SD
TOTAL FIRST DOWNS	**14**	**21**
By Rushing	6	11
By Passing	8	9
By Penalty	0	1
TOTAL NET YARDS	**262**	**610**
Total Offensive Plays	59	60
NET YARDS RUSHING	**75**	**318**
Total Rushing Plays	16	32
Avg. per Rush	4.7	9.9
NET YARDS PASSING	**186**	**292**
Gross Yards Passing	228	305
Att.-Comp.-I	37-17-2	26-17-0
Completion Pct.	45.9	65.4
PUNTS/AVERAGE	**7/47**	**2/43.5**
PENALTIES/YARDS	**1/18**	**6/30**
FUMBLES/BALLS LOST	**1/0**	**1/1**
FIELD GOALS	**15**	**11**

BOSTON PATRIOTS STARTING LINEUP

WR	G. Cappelletti	DE	B. Dee
T	D. Oakes	DT	H. Antwine
G	C. Long	DT	J. Richardson
C	W. Cudzik	DE	L. Eisenhauer
G	B. Neighbors	LB	T. Addison
T	M. Graham	LB	N. Buoniconti
TE	T. Romeo	LB	J. Rudolph
WR	J. Colclough	CB	D. Felt
QB	V. Parilli	CB	B. Suci
RB	R. Burton	S	R. Hall
FB	L. Garron	S	R. O'Hanley

SAN DIEGO CHARGERS STARTING LINEUP

WR	D. Norton	DE	E. Faison
T	E. Wright	DT	H. Schmidt
G	S. DeLuca	DT	G. Gross
C	D. Rogers	DE	B. Patrich
G	P. Shea	LB	E. Karas
T	R. Mix	LB	C. Allen
TE	D. Kocourck	LB	P. Maguire
WR	L. Alworth	CB	B. Whitehead
QB	T. Rote	CB	D. Harris
RB	K. Lincoln	S	G. Blair
FB	P. Lowe	S	G. Glick

GAME NOTES

- This was the first of 10 championship games involving the Patriots. (also Super Bowls XX, XXXI, XXXVI, XXXVIII, XXXIX, XLII, XLVI, XLIX and LI).
- The 610 yards yielded by the Patriots defense still ranks as the highest total ever given up by the Patriots.
- The Patriots committed only one penalty versus the Chargers. It is the lowest single game total in team playoff history (tied with Dec. 28, 1985 at N.Y. Jets).

SUPER BOWL XX

SUPER BOWL XX • CHICAGO 46, NEW ENGLAND 10 • LOUISIANA SUPERDOME

January 26, 1986 • Weather: Indoors • Attendance - 73,818

	1	2	3	4	OT	F
Chicago Bears	13	10	21	2	--	46
New England Patriots	3	0	0	7	--	10

TEAM	Q	PLAY	SCORE Visitor	SCORE Home
NE	1	T. Franklin 36 yd field goal	0	3
CHI	1	K. Butler 28 yd field goal	3	3
CHI	1	K. Butler 24 yd field goal	6	3
CHI	1	M. Suhey 11 yd run (K. Butler kick)	13	3
CHI	2	J. McMahon 2 yd run (K. Butler kick)	20	3
CHI	2	K. Butler 24 yd field goal	23	3
CHI	3	J. McMahon 1 yd run (K. Butler kick)	30	3
CHI	3	R. Phillips 28 yd interception return (K. Butler kick)	37	3
CHI	3	W. Perry 1 yd run (K. Butler kick)	44	3
NE	4	I. Fryar 8 yd pass from S. Grogan (T. Franklin kick)	44	10
CHI	4	Safety, S. Grogan tackled by H. Waechter in end zone	46	10

FINAL INDIVIDUAL STATISTICS

RUSHING	NO	YDS	AVG	LG	TD
T. Collins	3	4	1.3	3	0
R. Weathers	1	3	3.0	3	0
S. Grogan	1	3	3.0	3	0
C. James	5	1	0.2	3	0
G. Hawthorne	1	-4	-4.0	-4	0
Patriots:	**11**	**7**	**0.6**	**3**	**0**

RUSHING	NO	YDS	AVG	LG	TD
W. Payton	22	61	2.8	7	0
M. Suhey	11	52	4.7	11	1
T. Sanders	4	15	3.8	10	0
D. Gentry	3	15	5.0	8	0
J. McMahon	5	14	2.8	7	2
C. Thomas	2	8	4.0	7	0
W. Perry	1	1	1.0	1t	1
S. Fuller	1	1	1.0	1	0
Bears:	**49**	**167**	**3.4**	**11**	**4**

RECEIVING	NO	YDS	AVG	LG	TD
S. Morgan	7	70	10.0	19	0
S. Starring	2	39	19.5	24	0
I. Fryar	2	24	12.0	16	1
T. Collins	2	19	9.5	11	0
D. Ramsey	2	16	8.0	11	0
C. James	1	6	6.0	6	0
R. Weathers	1	3	3.0	3	0
Patriots:	**17**	**177**	**10.4**	**24**	**1**

RECEIVING	NO	YDS	AVG	LG	TD
W. Gault	4	129	32.3	60	0
D. Gentry	2	41	20.5	27	0
K. Margerum	2	36	18.0	29	0
E. Moorehead	2	22	11.0	14	0
M. Suhey	1	24	24.0	24	0
C. Thomas	1	4	4.0	4	0
Bears:	**12**	**256**	**21.3**	**60**	**0**

INTERCEPTIONS	NO	YDS	AVG	LG	TD
None					

INTERCEPTIONS	NO	YDS	AVG	LG	TD
R. Phillips	1	28	28.0	28t	1
J. Morrissey	1	47	47.0	47	0
Bears:	**2**	**75**	**37.5**	**47**	**1**

PUNTING	NO	YDS	AVG	TB	IN20	LG
R. Camarillo	6	263	43.8	1	1	62

PUNTING	NO	YDS	AVG	TB	IN20	LG
M. Buford	4	173	43.3	1	1	52

PUNT RET.	NO	FC	YDS	AVG	LG	TD
I. Fryar	2	0	22	11.0	12	0

PUNT RET.	NO	FC	YDS	AVG	LG	TD
K. Ortego	2	1	20	10.0	12	0

KICKOFF RET.	NO	YDS	AVG	LG	TD
S. Starring	7	153	21.9	36	0

KICKOFF RET.	NO	YDS	AVG	LG	TD
W. Gault	4	49	12.3	18	0

PASSING	A	C	YDS	PCT.	TD	I	LG	S/YD	RATING
S. Grogan	30	17	177	56.7	1	2	24	4/33	57.2
T. Eason	6	0	0	0.0	0	0	0	3/28	39.6
Patriots:	**36**	**17**	**177**	**47.2**	**1**	**2**	**24**	**7/61**	**48.0**

PASSING	A	C	YDS	PCT.	TD	I	LG	S/YD	RATING
J. McMahon	20	12	256	60.0	0	0	60	1/3	104.2
W. Fuller	4	0	0	0.0	0	0	0	1/11	39.6
W. Perry	0	0	0	0.0	0	0	0	1/1	--
Bears:	**24**	**12**	**256**	**50.0**	**0**	**0**	**60**	**3/15**	**88.2**

TEAM STATISTICS	CHI	NE
TOTAL FIRST DOWNS	**23**	**12**
By Rushing	13	1
By Passing	9	10
By Penalty	1	1
Third Down: Md/Att.	7/14	1/10
Third Down: Eff.	50%	10%
TOTAL NET YARDS	**408**	**123**
Total Offensive Plays	76	54
Average Per Play	5.4	2.3
NET YARDS RUSHING	**167**	**7**
Total Rushing Plays	49	11
Avg. per Rush	3.4	0.6
NET YARDS PASSING	**241**	**116**
Sacked/Yards Lost	3/15	7/61
Gross Yards Passing	256	177
Att.-Comp.-I	24-12-0	36-17-2
Completion Pct.	50.0	47.2
PUNTS/AVERAGE	**4/43.4**	**6/43.8**
PENALTIES/YARDS	**7/40**	**5/35**
FUMBLES/BALLS LOST	**3/2**	**4/4**
FIELD GOALS	**28,24,24**	**36**

NE PATRIOTS STARTING LINEUP

WR	S. Morgan	DE	G. Veris
T	B. Holloway	NT	L. Williams
G	J. Hannah	DE	J. Adams
C	P. Brock	LB	A. Tippett
G	R. Wooten	LB	S. Nelson
T	S. Moore	LB	L. McGrew
TE	L. Dawson	LB	D. Blackmon
WR	S. Starring	CB	R. Lippett
QB	T. Eason	CB	R. Clayborn
RB	T. Collins	S	R. James
FB	C. James	S	F. Marion

CHICAGO BEARS STARTING LINEUP

WR	W. Gault	DE	D. Hampton
T	J. Covert	DL	S. McMichael
G	M. Bortz	DL	W. Perry
C	J. Hilgenberg	DE	R. Dent
G	T. Thayer	LB	O. Wilson
T	K. VanHorne	LB	M. Singletary
TE	E. Moorehead	LB	W. Marshall
WR	D. McKinnon	CB	M. Richardson
QB	J. McMahon	CB	L. Frazier
RB	W. Payton	S	D. Duerson
FB	M. Suhey	S	G. Fencik

GAME NOTES

- This game marked the Patriots' first trip to the Super Bowl and the team's first title game appearance in 22 years.
- New England scored the quickest points in Super Bowl history when K Tony Franklin booted a 36-yard field goal 1:19 into the contest.

SUPER BOWL XXXI

SUPER BOWL XXXI • GREEN BAY 35, NEW ENGLAND 21 • LOUISIANA SUPERDOME

January 26, 1997 • Weather: Indoors • Attendance - 72,301

	1	2	3	4	OT	F
New England Patriots	14	0	7	0	--	21
Green Bay Packers	10	17	8	0	--	35

TEAM	Q	PLAY	SCORE Visitor	SCORE Home
GB	1	A. Rison 54 yd pass from B. Favre (C. Jacke kick)	0	7
GB	1	C. Jacke 37 yd field goal	0	10
NE	1	K. Byars 1 yd pass from D. Bledsoe (A. Vinatieri kick)	7	10
NE	1	B. Coates 4 yd pass from D. Bledsoe (A. Vinatieri kick)	14	10
GB	2	A. Freeman 81 yd pass from B. Favre (C. Jacke kick)	14	17
GB	2	C. Jacke 31 yd field goal	14	20
GB	2	B. Favre 2 yd run (C. Jacke kick)	14	27
NE	3	C. Martin 18 yd run (A. Vinatieri kick)	21	27
GB	3	D. Howard 99 yd kickoff return (M. Chmura-B. Favre pass)	21	35

FINAL INDIVIDUAL STATISTICS

RUSHING	NO	YDS	AVG	LG	TD
C. Martin	11	42	3.8	18t	1
D. Bledsoe	1	1	1.0	1	0
D. Meggett	1	0	0	0	0
Patriots:	**13**	**43**	**3.3**	**18t**	**1**

RUSHING	NO	YDS	AVG	LG	TD
D. Levens	14	61	4.4	12	0
E. Bennett	17	40	2.4	10	0
B. Favre	4	12	3.0	12	1
W. Henderson	1	2	2.0	2	0
Packers:	**36**	**115**	**3.2**	**12**	**1**

RECEIVING	NO	YDS	AVG	LG	TD
B. Coates	6	67	11.2	19	1
T. Glenn	4	62	15.5	44	0
K. Byars	4	42	10.5	32	1
S. Jefferson	3	34	11.3	14	0
C. Martin	3	28	9.3	20	0
D. Meggett	3	8	2.7	5	0
V. Brisby	2	12	6.0	7	0
Patriots:	**25**	**253**	**10.1**	**44**	**2**

RECEIVING	NO	YDS	AVG	LG	TD
A. Freeman	3	105	35.0	81t	1
D. Levens	3	23	7.7	14	0
A. Rison	2	77	38.5	54t	1
W. Henderson	2	14	7.0	8	0
M. Chmura	2	13	6.5	8	0
K. Jackson	1	10	10.0	10	0
E. Bennett	1	4	4.0	4	0
Packers:	**14**	**246**	**17.6**	**81t**	**2**

INTERCEPTIONS	NO	YDS	AVG	LG	TD
None					

INTERCEPTIONS	NO	YDS	AVG	LG	TD
B. Williams	1	16	16.0	16	0
M. Prior	1	8	8.0	8	0
D. Evans	1	0	0	0	0
C. Newsome	1	0	0	0	0
Packers:	**4**	**24**	**6.0**	**16**	**0**

PUNTING	NO	YDS	AVG	TB	IN20	LG
T. Tupa	8	361	45.1	0	3	53

PUNTING	NO	YDS	AVG	TB	IN20	LG
C. Hentrich	7	299	42.7	0	1	58

PUNT RET.	NO	FC	YDS	AVG	LG	TD
D. Meggett	4	2	30	7.5	20	0
[DOWNED]	1					

PUNT RET.	NO	FC	YDS	AVG	LG	TD
D. Howard	6	1	90	15.0	34	0
[OUT OF BOUNDS]	1					

KICKOFF RET.	NO	YDS	AVG	LG	TD
D. Meggett	5	117	23.4	26	0
H. Graham	1	18	18.0	18	0
Patriots:	**6**	**135**	**22.5**	**26**	**0**

KICKOFF RET.	NO	YDS	AVG	LG	TD
D. Howard	4	154	38.5	99t	1

PASSING	A	C	YDS	PCT.	TD	I	LG	S/YD	RATING
D. Bledsoe	48	25	253	52.1	2	4	44	5/39	46.6
Patriots:	**48**	**25**	**253**	**52.1**	**2**	**4**	**44**	**5/39**	**46.6**

PASSING	A	C	YDS	PCT.	TD	I	LG	S/YD	RATING
B. Favre	27	14	246	51.9	2	0	81t	5/38	107.9
Packers:	**27**	**14**	**246**	**51.9**	**2**	**0**	**81t**	**5/38**	**107.9**

TEAM STATISTICS	NE	GB
TOTAL FIRST DOWNS	**23**	**12**
By Rushing	3	8
By Passing	12	6
By Penalty	1	2
Third Down: Md/Att.	4/14	3/15
Third Down: Eff.	29%	20%
TOTAL NET YARDS	**257**	**323**
Total Offensive Plays	66	68
Avg. per Play	3.9	4.8
NET YARDS RUSHING	**43**	**115**
Total Rushing Plays	13	36
Avg. per Rush	3.3	3.2
NET YARDS PASSING	**214**	**208**
Sacked/Yards Lost	5/39	5/38
Gross Yards Passing	253	246
Att.-Comp.-Int	48-25-4	27-14-0
Completion Pct.	52.1	51.9
PUNTS/AVERAGE	**8/45.1**	**7/42.7**
PENALTIES/YARDS	**2/22**	**3/41**
FUMBLES/BALLS LOST	**0/0**	**0/0**
FIELD GOALS	None	**37, 31,** 47

NE PATRIOTS STARTING LINEUP

WR	S. Jefferson	DE	F. Collons
T	B. Armstrong	DL	M. Wheeler
G	W. Roberts	DL	P. Sagapolutele
C	D. Wohlabaugh	DE	W. McGinest
G	T. Rucci	LB	C. Slade
T	M. Lane	LB	T. Johnson
TE	B. Coates	LB	T. Collins
WR	T. Glenn	CB	T. Law
QB	D. Bledsoe	CB	O. Smith
RB	C. Martin	S	L. Milloy
FB	K. Byars	S	W. Clay

GREEN BAY PACKERS STARTING LINEUP

WR	A. Freeman	LE	R. White
T	B. Wilkerson	DT	S. Dotson
G	A. Taylor	NT	Gi. Brown
C	F. Winters	DE	S. Jones
G	A. Timmerman	LB	W. Simmons
T	E. Dotson	LB	R. Cox
TE	M. Chmura	LB	B. Williams
WR	A. Rison	CB	C. Newsome
QB	B. Favre	CB	D. Evans
RB	E. Bennett	S	L. Butler
RB	W. Henderson	S	E. Robinson

GAME NOTES

- The Patriots were within six points (27-21) in the third quarter, but Green Bay's four interceptions and a kickoff return for a touchdown helped the Packers to victory.
- The two teams combined for a Super Bowl record 24 points in the first quarter. (New England - 14; Green Bay - 10)
- Green Bay's Desmond Howard became the first special teams player to be awarded the Super Bowl MVP trophy.

SUPER BOWL XXXVI

SUPER BOWL XXXVI • NEW ENGLAND 20, ST. LOUIS 17 • LOUISIANA SUPERDOME

February 3, 2002 • Weather: Indoors • Attendance - 72,922

	1	2	3	4	OT	F
St. Louis Rams	3	0	0	14	--	17
New England Patriots	0	14	3	3	--	20

TEAM	Q	PLAY	SCORE Visitor	SCORE Home
STL	1	J. Wilkins 50 yd field goal	3	0
NE	2	T. Law 47 yd interception return (A. Vinatieri kick)	3	7
NE	2	D. Patten 8 yd pass from T. Brady (A. Vinatieri kick)	3	14
NE	3	A. Vinatieri 37 yd field goal	3	17
STL	4	K. Warner 2 yd run (J. Wilkins kick)	10	17
STL	4	R. Proehl 26 yd pass from K. Warner (J. Wilkins kick)	17	17
NE	4	A.Vinatieri 48 yd field goal	17	20

FINAL INDIVIDUAL STATISTICS

RUSHING	NO	YDS	AVG	LG	TD
M. Faulk	17	76	4.5	15	0
K. Warner	3	6	2.0	5	1
A. Hakim	1	5	5.0	5	0
J. Hodgins	1	3	3.0	3	0
Rams:	**22**	**90**	**4.1**	**15**	**1**

RECEIVING	NO	YDS	AVG	LG	TD
A. Hakim	5	90	18.0	29	0
I. Bruce	5	56	11.2	22	0
T. Holt	5	49	9.8	18	0
M. Faulk	4	54	13.5	22	0
R. Proehl	3	71	23.7	30	1
J. Robinson	2	18	9.0	12	0
E. Conwell	2	8	4.0	9	0
Y. Murphy	1	11	11.0	11	0
J. Hodgins	1	8	8.0	8	0
Rams:	**28**	**365**	**13.0**	**30**	**1**

RUSHING	NO	YDS	AVG	LG	TD
A. Smith	18	92	5.1	17	0
D. Patten	1	22	22.0	22	0
K. Faulk	2	15	7.5	8	0
M. Edwards	2	5	2.5	3	0
T. Brady	1	3	3.0	3	0
J. Redmond	1	-4	-4.0	-4	0
Patriots:	**25**	**133**	**5.3**	**22**	**0**

RECEIVING	NO	YDS	AVG	LG	TD
T. Brown	6	89	14.8	23	0
J. Redmond	3	24	8.0	11	0
J. Wiggins	2	14	7.0	8	0
M. Edwards	2	7	3.5	5	0
D. Patten	1	8	8.0	8t	1
A. Smith	1	4	4.0	4	0
K. Faulk	1	-1	-1.0	-1	0
Patriots:	**16**	**145**	**9.1**	**23**	**1**

INTERCEPTIONS	NO	YDS	AVG	LG	TD
None					

PUNTING	NO	YDS	AVG	TB	IN20	LG
J. Baker	4	159	39.8	1	3	49

PUNT RET.	NO	FC	YDS	AVG	LG	TD
D. Bly	3	2	6	2.0	7	0
[OUT OF BOUNDS]	1					
[TOUCHBACK]	1					

KICKOFF RET.	NO	YDS	AVG	LG	TD
Y. Murphy	3	81	27.0	38	0
M. Faulk	1	1	1.0	1	0
Rams:	**4**	**82**	**20.5**	**38**	**0**

INTERCEPTIONS	NO	YDS	AVG	LG	TD
T. Law	1	47	47.0	47t	1
O. Smith	1	30	30.0	0	0
Patriots:	**2**	**77**	**38.5**	**47t**	**1**

PUNTING	NO	YDS	AVG	TB	IN20	LG
K. Walter	8	345	43.1	4	2	53

PUNT RET.	NO	FC	YDS	AVG	LG	TD
T. Brown	1	1	4	4.0	4	0
[OUT OF BOUNDS]	1					
[TOUCHBACK]	1					

KICKOFF RET.	NO	YDS	AVG	LG	TD
P. Pass	3	85	28.3	35	0
T. Brown	1	15	15.0	15	0
Patriots:	**4**	**100**	**25.0**	**35**	**0**

PASSING	A	C	YDS	PCT.	TD	I	LG	S/YD	RATING
K. Warner	44	28	365	63.6	1	2	30	3/28	78.3
Rams:	**44**	**28**	**365**	**63.6**	**1**	**2**	**30**	**3/28**	**78.3**

PASSING	A	C	YDS	PCT.	TD	I	LG	S/YD	RATING
T. Brady	27	16	145	59.3	1	0	23	1/7	86.2
K. Faulk	0	0	0	0.0	0	0	0	1/4	--
Patriots:	**27**	**16**	**145**	**59.3**	**1**	**0**	**23**	**2/11**	**86.2**

TEAM STATISTICS	STL	NE
TOTAL FIRST DOWNS	**26**	**15**
By Rushing	7	6
By Passing	16	8
By Penalty	3	1
Third Down: Md/Att.	5/13	2/11
Third Down: Eff.	38%	18%
TOTAL NET YARDS	**427**	**267**
Total Offensive Plays	69	54
Avg. per Play	6.2	4.9
NET YARDS RUSHING	**90**	**133**
Total Rushing Plays	22	25
Avg. per Rush	4.1	5.3
NET YARDS PASSING	**337**	**134**
Sacked/Yards Lost	3/28	2/11
Gross Yards Passing	365	145
Att.-Comp.-Int	44-28-2	27-16-0
Completion Pct.	63.6	59.3
PUNTS/AVERAGE	**4/39.8**	**8/43.1**
PENALTIES/YARDS	**6/39**	**5/31**
FUMBLES/BALLS LOST	**2/1**	**0/0**
FIELD GOALS	**50**, 52	**37**, **48**

NE PATRIOTS STARTING LINEUP

WR	T. Brown	LE	B. Hamilton
LT	M. Light	DT	B. Mitchell
LG	M. Compton	DT	R. Seymour
C	D. Woody	RE	A. Pleasant
RG	J. Andruzzi	LLB	M. Vrabel
RT	G. Robinson-Randall	MLB	T. Bruschi
TE	J. Wiggins	RLB	R. Phifer
WR	D. Patten	LCB	T. Law
QB	T. Brady	RCB	O. Smith
FB	M. Edwards	SS	L. Milloy
RB	A. Smith	FS	T. Jones

ST. LOUIS RAMS STARTING LINEUP

WR	T. Holt	LE	C. Ahanotu
LT	O. Pace	DT	B. Young
LG	T. Nutten	DT	J. Zgonina
C	A. McCollum	RE	G. Wistrom
RG	A. Timmerman	LLB	D. Davis
RT	R. Jones	MLB	L. Fletcher
TE	E. Conwell	RLB	T. Polley
WR	I. Bruce	LCB	A. Williams
QB	K. Warner	RCB	D. McCleon
FB	J. Hodgins	SS	A. Archuleta
RB	M. Faulk	FS	K. Herring

GAME NOTES

- The Patriots won the first Super Bowl in their 42-year history with their 20-17 win over the Rams.
- Patriots kicker Adam Vinatieri kicked the first last second, game-winning field goal in Super Bowl history as his 48-yard kick sailed through the goalposts as time expired.
- The Patriots defense forced three St. Louis turnovers and converted them into two touchdowns and a field goal.

SUPER BOWL XXXVIII

SUPER BOWL XXXVIII • NEW ENGLAND 32, CAROLINA 29 • RELIANT STADIUM

February 1, 2004 • Weather: Indoors • Attendance - 71,525

	1	2	3	4	OT	F
Carolina Panthers	0	10	0	19	--	29
New England Patriots	0	14	0	18	--	32

TEAM	Q	PLAY	SCORE Visitor	SCORE Home
NE	2	D. Branch 5 yd pass from T. Brady (A. Vinatieri kick)	0	7
CAR	2	S. Smith 39 yd pass from J. Delhomme (J. Kasay kick)	7	7
NE	2	D. Givens 5 yd pass from T. Brady (A. Vinatieri kick)	7	14
CAR	2	J. Kasay 50 yd field goal	10	14
NE	4	A. Smith 2 yd run (A. Vinatieri kick)	10	21
CAR	4	D. Foster 33 yd run (pass failed)	16	21
CAR	4	M. Muhammad 85 yd pass from J. Delhomme (pass failed)	22	21
NE	4	M. Vrabel 1 yd pass from T. Brady (K. Faulk run)	22	29
CAR	4	R. Proehl 12 yd pass from J. Delhomme (J. Kasay kick)	29	29
NE	4	A. Vinatieri 41 yd field goal	29	32

FINAL INDIVIDUAL STATISTICS

RUSHING	NO	YDS	AVG	LG	TD
S. Davis	13	49	3.8	21	0
D. Foster	3	43	14.3	33t	1
Panthers:	**16**	**92**	**5.8**	**33t**	**1**

RUSHING	NO	YDS	AVG	LG	TD
A. Smith	26	83	3.2	9	1
K. Faulk	6	42	7	23	0
T. Brady	2	12	6	12	0
T. Brown	1	-10	-10	-10	0
Patriots:	**35**	**127**	**3.6**	**23**	**1**

RECEIVING	NO	YDS	AVG	LG	TD
M. Muhammad	4	140	35.0	85t	1
S. Smith	4	80	20.0	39t	1
R. Proehl	4	71	17.8	31	1
J. Wiggins	2	21	10.5	15	0
D. Foster	1	9	9.0	9	0
K. Mangum	1	2	2.0	2	0
Panthers:	**16**	**323**	**20.2**	**85**	**3**

RECEIVING	NO	YDS	AVG	LG	TD
D. Branch	10	143	14.3	52	1
T. Brown	8	76	9.5	13	0
D. Givens	5	69	13.8	25	1
D. Graham	4	46	11.5	33	0
K. Faulk	4	19	4.8	7	0
M. Vrabel	1	1	1	1	1
Patriots:	**32**	**354**	**11.1**	**52**	**3**

INTERCEPTIONS	NO	YDS	AVG	LG	TD
R. Howard	1	12	12.0	12	0

INTERCEPTIONS	NO	YDS	AVG	LG	TD
None					

PUNTING	NO	YDS	AVG	TB	IN20	LG
T. Sauerbrun	7	310	44.3	0	1	51

PUNTING	NO	YDS	AVG	TB	IN20	LG
K. Walter	5	173	34.6	0	2	51

PUNT RET.	NO	FC	YDS	AVG	LG	TD
S. Smith	1	1	2	2.0	2	0
[DOWNED]	1					

PUNT RET.	NO	FC	YDS	AVG	LG	TD
T. Brown	4	1	40	10.0	28	0
D. Branch	1	1	2	2.0	2	0
Patriots:	**5**	**2**	**42**	**8.4**	**28**	**0**

KICKOFF RET.	NO	YDS	AVG	LG	TD
R. Smart	4	74	18.5	22	0
S. Smith	1	30	30.0	30	0
K. Mangum	1	12	12.0	12	0
Panthers:	**6**	**116**	**19.3**	**30**	**0**

KICKOFF RET.	NO	YDS	AVG	LG	TD
B. Johnson	4	78	19.5	29	0
[OUT OF BOUNDS]	1				

PASSING	A	C	YDS	PCT.	TD	I	LG	S/YD	RATING
J. Delhomme	33	16	323	48.5	3	0	85	4/28	113.6
Panthers:	**33**	**16**	**323**	**48.5**	**3**	**0**	**85**	**4/28**	**113.6**

PASSING	A	C	YDS	PCT.	TD	I	LG	S/YD	RATING
T. Brady	48	32	354	66.7	3	1	52	0/0	100.5
Patriots:	**48**	**32**	**354**	**66.7**	**3**	**1**	**52**	**0/0**	**100.5**

TEAM STATISTICS	CAR	NE
TOTAL FIRST DOWNS	**17**	**29**
By Rushing	3	7
By Passing	12	19
By Penalty	2	3
Third Down: Md/Att.	4/12	8/17
Third Down: Eff.	33%	47%
TOTAL NET YARDS	**387**	**481**
Total Offensive Plays	53	83
Avg. per Play	7.3	5.8
NET YARDS RUSHING	**92**	**127**
Total Rushing Plays	16	35
Avg. Per Rush	5.8	3.6
NET YARDS PASSING	**295**	**354**
Sacked/Yards Lost	4/28	0/0
Gross Yards Passing	323	354
Att.-Comp.-Int	33-16-0	48-32-1
Completion Pct.	48.5	66.7
PUNTS/AVERAGE	**7/44.3**	**5/34.6**
PENALTIES/YARDS	**12/73**	**8/60**
FUMBLES/BALLS LOST	1/1	1/0
FIELD GOALS	**50**	31, 36, **41**

NE PATRIOTS STARTING LINEUP

WR	D. Branch	LE	B. Hamilton
LT	M. Light	NT	T. Washington
LG	R. Hochstein	RE	R. Seymour
C	D. Koppen	OLB	W. McGinest
RG	J. Andruzzi	ILB	T. Bruschi
RT	T. Ashworth	ILB	R. Phifer
TE	D. Graham	OLB	M. Vrabel
WR	T. Brown	LCB	T. Law
QB	T. Brady	RCB	T. Poole
RB	A. Smith	S	E. Wilson
FB	L. Centers	S	R. Harrison

CAROLINA PANTHERS STARTING LINEUP

WR	M. Muhammad	LDE	J. Peppers
LT	T. Steussie	LDT	B. Buckner
LG	J. James	RDT	K. Jenkins
C	J. Mitchell	RDE	M. Rucker
RG	K. Donnalley	SLB	G. Favors
RT	J. Gross	MLB	D. Morgan
TE	J. Wiggins	WLB	W. Witherspoon
WR	S. Smith	LCB	R. Manning
QB	J. Delhomme	RCB	R. Howard
FB	B. Hoover	SS	M. Minter
RB	S. Davis	FS	D. Grant

GAME NOTES

- The Patriots won the Super Bowl for the second time in three seasons with a thrilling 32-29 win over the Panthers.
- Adam Vinatieri nailed a 41-yard field goal with four seconds left to give the Patriots the last-second victory.
- Deion Branch's 10 receptions were the second most in Super Bowl history, and MVP Tom Brady's 32 completions set a Super Bowl record.

SUPER BOWL XXXIX

SUPER BOWL XXXIX • NEW ENGLAND 24, PHILADELPHIA 21 • ALLTEL STADIUM

February 6, 2005 • 59 degrees; Clear; Wind N 12 mph • Attendance - 78,125

	1	2	3	4	OT	F
New England Patriots	0	7	7	10	--	24
Philadelphia Eagles	0	7	7	7	--	21

TEAM	Q	PLAY	SCORE Visitor	SCORE Home
PHI	2	L. Smith 6 yd pass from D. McNabb (D. Akers kick)	0	7
NE	2	D. Givens 4 yd pass from T. Brady (A. Vinatieri kick)	7	7
NE	3	M. Vrabel 2 yd pass from T. Brady (A. Vinatieri kick)	14	7
PHI	3	B. Westbrook 10 yd pass from D. McNabb (D. Akers)	14	14
NE	4	C. Dillon 2 yd run (A. Vinatieri kick)	21	14
NE	4	A. Vinatieri 22 yd field goal	24	14
PHI	4	G. Lewis 30 yd pass from D. McNabb (D. Akers kick)	24	21

FINAL INDIVIDUAL STATISTICS

RUSHING	NO	YDS	AVG	LG	TD
C. Dillon	18	75	4.2	25	1
K. Faulk	8	38	4.8	12	0
P. Pass	1	0	0.0	0	0
T. Brady	1	-1	-1.0	-1	0
Patriots:	**28**	**112**	**4.0**	**25**	**1**

RUSHING	NO	YDS	AVG	LG	TD
B. Westbrook	15	44	2.9	22	0
D. Levens	1	1	1.0	1	0
D. McNabb	1	0	0.0	0	0
Eagles:	**17**	**45**	**2.6**	**22**	**0**

RECEIVING	NO	YDS	AVG	LG	TD
D. Branch	11	133	12.1	27	0
C. Dillon	3	31	10.3	16	0
D. Givens	3	19	6.3	13	1
K. Faulk	2	27	13.5	14	0
T. Brown	2	17	8.5	12	0
D. Graham	1	7	7.0	7	0
M. Vrabel	1	2	2.0	2t	1
Patriots:	**23**	**236**	**10.3**	**27**	**2**

RECEIVING	NO	YDS	AVG	LG	TD
T. Owens	9	122	13.6	36	0
B. Westbrook	7	60	8.6	15	1
T. Pinkston	4	82	20.5	40	0
G. Lewis	4	53	13.3	30t	1
L. Smith	4	27	6.8	9	1
F. Mitchell	1	11	11.0	11	0
J. Parry	1	2	2.0	2	0
Eagles:	**30**	**357**	**11.9**	**40**	**3**

INTERCEPTIONS	NO	YDS	AVG	LG	TD
R. Harrison	2	5	2.5	6	0
T. Bruschi	1	0	0.0	0	0
Patriots:	**3**	**5**	**1.7**	**6**	**0**

INTERCEPTIONS	NO	YDS	AVG	LG	TD
None					

PUNTING	NO	YDS	AVG	TB	IN20	LG
J. Miller	7	316	45.1	0	3	50

PUNTING	NO	YDS	AVG	TB	IN20	LG
D. Johnson	5	214	42.8	0	1	52

PUNT RET.	NO	FC	YDS	AVG	LG	TD
T. Brown	3	1	12	4.0	8	0
B. Johnson	1	0	14	14.0	14	0
Patriots:	**4**	**1**	**26**	**6.5**	**14**	**0**

PUNT RET.	NO	FC	YDS	AVG	LG	TD
B. Westbrook	3	0	19	6.3	10	0
L. Sheppard	0	2	0	0.0	0	0
Eagles:	**3**	**2**	**19**	**6.3**	**10**	**0**

KICKOFF RET.	NO	YDS	AVG	LG	TD
B. Johnson	2	44	22.0	26	0
P. Pass	1	17	17.0	17	0
C. Fauria	1	2	2.0	2	0
Patriots:	**4**	**63**	**15.8**	**26**	**0**

KICKOFF RET.	NO	YDS	AVG	LG	TD
J. Reed	4	82	20.5	26	0
R. Hood	1	32	32.0	32	0
Eagles:	**5**	**114**	**22.8**	**32**	**0**

PASSING	A	C	YDS	PCT.	TD	I	LG	S/YD	RATING
T. Brady	33	23	236	69.7	2	0	27	2/17	110.2
Patriots:	**33**	**23**	**236**	**69.7**	**2**	**0**	**27**	**2/17**	**110.2**

PASSING	A	C	YDS	PCT.	TD	I	LG	S/YD	RATING
D. McNabb	51	30	357	58.8	3	3	40	4/33	75.4
Eagles:	**51**	**30**	**357**	**58.8**	**3**	**3**	**40**	**4/33**	**75.4**

TEAM STATISTICS	STL	NE
TOTAL FIRST DOWNS	**21**	**24**
By Rushing	6	4
By Passing	14	18
By Penalty	1	2
Third Down: Md/Att.	4/12	9/16
Third Down: Eff.	33%	56%
TOTAL NET YARDS	**331**	**369**
Total Offensive Plays	63	72
Avg. per Play	5.3	5.1
NET YARDS RUSHING	**112**	**45**
Total Rushing Plays	28	17
Avg. Per Rush	4.0	2.6
NET YARDS PASSING	**219**	**324**
Sacked/Yards Lost	2/17	4/33
Gross Yards Passing	236	357
Att.-Comp.-Int	33-23-0	51-30-3
Completion Pct.	69.7	58.8
PUNTS/AVERAGE	**7/45.1**	**5/42.8**
PENALTIES/YARDS	**7/47**	**3/35**
FUMBLES/BALLS LOST	**1/1**	**2/1**
FIELD GOALS	**22**	None

NE PATRIOTS STARTING LINEUP

WR	D. Branch	DE	J. Green
LT	M. Light	NT	V. Wilfork
LG	J. Andruzzi	OLB	R. Colvin
C	D. Koppen	OLB	W. McGinest
RG	S. Neal	ILB	T. Bruschi
RT	B. Gorin	ILB	R. Phifer
TE	D. Graham	OLB	M. Vrabel
WR	D. Givens	LCB	R. Gay
QB	T. Brady	RCB	A. Samuel
RB	C. Dillon	FS	E. Wilson
FB	P. Pass	SS	R. Harrison

PHILADLPHIA EAGLES STARTING LINEUP

WR	T. Owens	LDE	D. Burgess
LT	T. Thomas	LDT	C. Simon
LG	A. Hicks	RDT	D. Walker
C	H. Fraley	RDE	J. Kearse
RG	J. Mayberry	SLB	D. Jones
RT	J. Runyan	MLB	J. Trotter
TE	L. Smith	WLB	K. Adams
WR	T. Pinkston	LCB	L. Sheppard
QB	D. McNabb	RCB	S. Brown
FB	J. Parry	SS	M. Lewis
RB	B. Westbrook	FS	B. Dawkins

GAME NOTES

- The Patriots joined the Dallas Cowboys as the only NFL teams to win three Super Bowls in a four-year span.
- Deion Branch was named Super Bowl MVP after tying the then Super Bowl record with 11 receptions.
- The Patriots defense forced four Eagles turnovers, including Rodney Harrison's game-clinching interception in the final minute.

SUPER BOWL XLII

SUPER BOWL XLII • NEW YORK GIANTS 17, NEW ENGLAND 14 • U. OF PHOENIX STADIUM

February 3, 2008 • Weather: Indoors • Attendance - 71,101

	1	2	3	4	OT	F
New York Giants	3	0	0	14	--	17
New England Patriots	0	7	0	7	--	14

TEAM	Q	PLAY	SCORE Visitor	SCORE Home
NYG	1	L.Tynes 32 yd. Field Goal	3	0
NE	2	L.Maroney 1 yd. run (S.Gostkowski kick)	3	7
NYG	4	D.Tyree 5 yd. pass from E.Manning (L.Tynes kick)	10	7
NE	4	R.Moss 6 yd. pass from T.Brady (S.Gostkowski kick)	10	14
NYG	4	P.Burress 13 yd. pass from E.Manning (L.Tynes kick)	17	14

FINAL INDIVIDUAL STATISTICS

RUSHING	NO	YDS	AVG	LG	TD
A. Bradshaw	9	45	5	13	0
B. Jacobs	14	42	3	7	0
E. Manning	3	4	1.3	5	0
Giants:	**26**	**91**	**3.5**	**13**	**0**

RECEIVING	NO	YDS	AVG	LG	TD
A. Toomer	6	84	14	38	0
S. Smith	5	50	10	17	0
D. Tyree	3	43	14.3	32	1
P. Burress	2	27	13.5	14	1
K. Boss	1	45	45	45	0
M. Hedgecock	1	3	3	3	0
A. Bradshaw	1	3	3	3	0
Giants:	**19**	**255**	**13.4**	**45**	**2**

INTERCEPTIONS	NO	YDS	AVG	LG	TD
None					

PUNTING	NO	YDS	AVG	TB	IN20	LG
J. Feagles	4	156	39	0	2	55

PUNT RET.	NO	FC	YDS	AVG	LG	TD
R. McQuarters	3	0	25	8.3	16	0
[TOUCHBACK]	1	0	0	0	0	0

KICKOFF RET.	NO	YDS	AVG	LG	TD
D. Hixon	2	39	19.5	25	0
[OUT OF BOUNDS]	1	0	0	0	K.

RUSHING	NO	YDS	AVG	LG	TD
L. Maroney	14	36	2.6	9	1
K. Faulk	1	7	7	7	0
H. Evans	1	2	2	2	0
Patriots:	**16**	**45**	**2.8**	**9**	**1**

RECEIVING	NO	YDS	AVG	LG	TD
W. Welker	11	103	9.4	19	0
K. Faulk	7	52	7.4	14	0
R. Moss	5	62	12.4	18	1
D. Stallworth	3	34	11.3	18	0
L. Maroney	2	12	6	8	0
K. Brady	1	3	3	3	0
Patriots:	**29**	**266**	**9.2**	**19**	**1**

INTERCEPTIONS	NO	YDS	AVG	LG	TD
E. Hobbs	1	23	23	23	0

PUNTING	NO	YDS	AVG	TB	IN20	LG
C. Hanson	4	175	43.8	1	0	49

PUNT RET.	NO	FC	YDS	AVG	LG	TD
W. Welker	1	1	15	15	15	0
K. Faulk	0	1	0	0	0	0
[OUT OF BOUNDS]	1	0	0	0	0	0
Patriots:	1	15	15	2	15	

KICKOFF RET.	NO	YDS	AVG	LG	TD
L. Maroney	4	94	23.5	43	0

TEAM STATISTICS	NYG	NE
TOTAL FIRST DOWNS	**17**	**22**
By Rushing	4	3
By Passing	13	17
By Penalty	0	2
Third Down: Md/Att.	8/16	7/14
Third Down: Eff.	50%	50%
TOTAL NET YARDS	**338**	**274**
Total Offensive Plays	63	69
Avg. per Play	5.4	4.0
NET YARDS RUSHING	**91**	**45**
Total Rushing Plays	26	16
Avg. Per Rush	3.5	2.8
NET YARDS PASSING	**247**	**229**
Sacked/Yards Lost	3/8	5/37
Gross Yards Passing	255	266
Att.-Comp.-Int	34-19-1	48-29-0
Completion Pct.	55.9	60.4
PUNTS/AVERAGE	**4/39.0**	**4/43.8**
PENALTIES/YARDS	**4/36**	**5/35**
FUMBLES/BALLS LOST	**2/0**	**1/1**
FIELD GOALS	**32**	None

NE PATRIOTS STARTING LINEUP

WR	W. Welker	LE	T. Warren
LT	M. Light	NT	V. Wilfork
LG	L. Mankins	RE	R. Seymour
C	D. Koppen	OLB	M. Vrabel
RG	S. Neal	MLB	T. Bruschi
RT	N. Kaczur	OLB	A. Thomas
TE	B. Watson	LCB	A. Samuel
WR	R. Moss	RCB	E. Hobbs
QB	T. Brady	SS	R. Harrison
RB	L. Maroney	FS	J. Sanders
2TE	K. Brady	DB	B. Meriweather

NEW YORK GIANTS STARTING LINEUP

WR	P. Burress	LDE	M. Strahan
LT	D. Diehl	LDT	B. Cofield
LG	R. Seubert	RDT	F. Robbins
C	S. O'Hara	RDE	O. Umenyiora
RG	C. Snee	SLB	R. Torbor
RT	M. McKenzie	MLB	A. Pierce
TE	K. Boss	WLB	K. Mitchell
WR	A. Toomer	LCB	A. Ross
QB	E. Manning	RCB	C. Webster
RB	B. Jacobs	SS	Ja. Butler
2TE	M. Matthews	FS	G. Wilson

GAME NOTES

- The Patriots entered the game with an unprecedented 18-0 record after completing a perfect regular season.
- New England held a 14-10 lead following Randy Moss's touchdown catch with 2:42 left in the game, but the Giants scored a game-winning touchdown with 35 seconds left.
- Wes Welker tied the then Super Bowl record with 11 receptions.

PLAYOFF HISTORY

PASSING	A	C	YDS	PCT.	TD	I	LG	S/YD	RATING
E. Manning	34	19	255	55.9	2	1	45	3/8	87.3
Giants:	**34**	**19**	**255**	**55.9**	**2**	**1**	**45**	**3/8**	**87.3**

PASSING	A	C	YDS	PCT.	TD	I	LG	S/YD	RATING
T. Brady	48	29	266	60.4	1	0	19	5/37	82.5
Patriots:	**48**	**29**	**266**	**60.4**	**1**	**0**	**19**	**5/37**	**82.5**

SUPER BOWL XLVI

SUPER BOWL XLVI • NEW YORK GIANTS 21, NEW ENGLAND 17 • LUCAS OIL STADIUM

February 5, 2012 • Weather: Indoors • Attendance - 68,658

	1	2	3	4	OT	F
New York Giants	9	0	6	6	--	21
New England Patriots	0	10	7	0	--	17

TEAM	Q	PLAY	SCORE Visitor	SCORE Home
NYG	1	Penalty on T. Brady enforced in end zone for safety	2	0
NYG	1	V. Cruz 2 yd. pass from E. Manning (L. Tynes kick)	9	0
NE	2	S. Gostkowski 29 yd. Field Goal	9	3
NE	2	D. Woodhead 4 yd. pass from T. Brady (S. Gostkowski kick)	9	10
NE	3	A. Hernandez 12 yd. pass from T. Brady (S. Gostkowski kick)	9	17
NYG	3	L. Tynes 38 yd. Field Goal	12	17
NYG	3	L. Tynes 33 yd. Field Goal	15	17
NYG	4	A. Bradshaw 6 yd. run (run failed)	21	17

FINAL INDIVIDUAL STATISTICS

RUSHING	NO	YDS	AVG	LG	TD
A. Bradshaw	17	72	4.2	24	1
B. Jacobs	9	37	4.1	11	0
D. Ware	1	6	6.0	6	0
E. Manning	1	-1	-1.0	-1	0
Giants:	**28**	**114**	**4.1**	**24**	**1**
B. Green-Ellis	10	44	4.4	17	0
W. Welker	2	21	10.5	11	0
D. Woodhead	7	18	2.6	6	0
Patriots:	**19**	**83**	**4.4**	**17**	**0**

RECEIVING	NO	YDS	AVG	LG	TD
H. Nicks	10	109	10.9	19	0
M. Manningham	5	73	14.6	38	0
B. Pascoe	4	33	8.3	12	0
V. Cruz	4	25	6.3	8	1
A. Bradshaw	2	19	9.5	11	0
H. Hynoski	2	19	9.5	13	0
J. Ballard	2	10	5.0	9	0
D. Ware	1	8	8.0	8	0
Giants:	**30**	**296**	**9.9**	**38**	**1**
A. Hernandez	8	67	8.4	12t	1
W. Welker	7	60	8.6	19	0
D. Woodhead	4	42	10.5	19	1
D. Branch	3	45	15.0	19	0
R. Gronkowski	2	26	13.0	20	0
B. Green-Ellis	2	15	7.5	8	0
C. Ochocinco	1	21	21.0	21	0
Patriots:	**27**	**276**	**10.2**	**21**	**2**

INTERCEPTIONS	NO	YDS	AVG	LG	TD
C. Blackburn	1	0	0	0	0
None					

PUNTING	NO	YDS	AVG	TB	IN20	LG
S. Weatherford	4	163	40.8	1	3	51
Z. Mesko	3	123	41.0	0	1	48

PUNT RET.	NO	FC	YDS	AVG	LG	TD
W. Blackmoon	1	2	10	5.0	10	0
W. Welker	0	1	0	0	0	0
[DOWNED]	1	0	0	0	0	0
[OUT OF BOUNDS]	1	0	0	0	0	0
[TOUCHBACK]	1	0	0	0	0	0
Patriots:	**0**	**1**	**0**	**0**	**0**	**0**

KICKOFF RET.	NO	YDS	AVG	LG	TD
J. Jernigan	3	71	23.7	34	0
W. Blackmon	1	4	4.0	4	0
[TOUCHBACK]	1	0	0	0	0
Giants:	**4**	**75**	**18.8**	**34**	**0**
J. Edelman	3	73	24.3	31	0
[TOUCHBACK]	2				

PASSING	A	C	YDS	PCT.	TD	I	LG	S/YD	RATING
E. Manning	40	30	296	75.0	1	0	38	3/14	103.8
Giants:	**40**	**30**	**296**	**75.0**	**1**	**0**	**38**	**3/14**	**103.8**
T. Brady	41	27	276	65.9	2	1	21	2/10	91.1
Patriots:	**41**	**27**	**276**	**65.9**	**2**	**1**	**21**	**2/10**	**91.1**

TEAM STATISTICS	NYG	NE
TOTAL FIRST DOWNS	**26**	**21**
By Rushing	7	6
By Passing	18	15
By Penalty	1	0
Third Down: Md/Att.	5/11	6/12
Third Down: Eff.	45%	50%
TOTAL NET YARDS	**396**	**349**
Total Offensive Plays	71	62
Avg. per Play	5.6	5.6
NET YARDS RUSHING	**114**	**83**
Total Rushing Plays	28	19
Avg. Per Rush	4.1	4.4
NET YARDS PASSING	**282**	**266**
Sacked/Yards Lost	3/14	2/10
Gross Yards Passing	296	276
Att.-Comp.-Int	40-30-0	41-27-1
Completion Pct.	75.0	65.9
PUNTS/AVERAGE	**4/40.8**	**3/41.0**
PENALTIES/YARDS	**4/24**	**5/28**
FUMBLES/BALLS LOST	**2/0**	**0/0**
FIELD GOALS	**38, 33**	**29**

NE PATRIOTS STARTING LINEUP

WR	W. Welker	DT	V. Wilfork
LT	M. Light	NT	K. Love
LG	L. Mankins	DL	B. Deaderick
C	D. Connolly	OLB	T. White
RG	B. Waters	ILB	J.Mayo
RT	S. Vollmer	ILB	B. Spikes
TE	R. Gronkowski	OLB	R. Ninkovich
WR	D. Branch	LCB	D. McCourty
QB	T. Brady	RCB	K. Arrington
RB	B. Green-Ellis	S	J. Ihedigbo
2TE	N. Solder	S	P. Chung

NEW YORK GIANTS STARTING LINEUP

WR	V. Cruz	LE	J. Tuck
LT	D. Diehl	LDT	L. Joseph
LG	K. Boothe	RDT	C. Canty
C	D. Baas	RE	J. Pierre-Paul
RG	C. Snee	MLB	C. Blackburn
RT	M. McKenzie	WLB	M. Boley
TE	J. Ballard	LCB	C. Webster
WR	H. Nicks	RCB	A. Ross
QB	E. Manning	SS	K. Phillips
FB	H. Hynoski	FS	A. Rolle
RB	A. Bradshaw	S	D. Grant

GAME NOTES

- QB Tom Brady and T Matt Light tied an NFL record by starting in their fifth Super Bowl. They join Cornelius Bennett, John Elway and Charles Haley.
- Brady passed for 276 yards against the Giants in the Super Bowl to become the all-time leading passer in Super Bowl history with 1,277 passing yards.
- Brady threw two touchdown passes against the Giants to increase his Super Bowl total to nine. Brady is tied for second with Terry Bradshaw, behind Joe Montana's 11 Super Bowl touchdown passes.
- Brady completed 16 straight pass completions to set a Super Bowl record. The previous record was by Joe Montana, who had 13 straight pass completions in Super Bowl 24.

SUPER BOWL XLIX

SUPER BOWL XLIX • NEW ENGLAND 28, SEATTLE 24 • UNIVERSITY OF PHOENIX STADIUM

February 1, 2015 • Weather: 65 degrees; Clear skies • Attendance - 70,288

	1	2	3	4	OT	F
New England Patriots	0	14	0	14	--	28
Seattle Seahawks	0	14	10	0	--	24

TEAM	Q	PLAY	SCORE Visitor	SCORE Home
NE	2	B. LaFell 11 yd. pass from T. Brady (S. Gostkowski kick)	7	0
SEA	2	M. Lynch 3 yd. run (S. Hauschka kick)	7	7
NE	2	R. Gronkowski 22 yd. pass from T. Brady (S. Gostkowski kick)	14	7
SEA	2	C. Matthews 11 yd. pass from R. Wilson (S. Hauschka kick)	14	14
SEA	3	S. Hauschka 27 yd. Field Goal	14	17
SEA	3	D. Baldwin 3 yd. pass from R. Wilson (S. Hauschka kick)	14	24
NE	4	D. Amendola 4 yd. pass from T. Brady (S. Gostkowski kick)	21	24
NE	4	J. Edelman 3 yd. pass from T. Brady (S. Gostkowski kick)	28	24

FINAL INDIVIDUAL STATISTICS

RUSHING	NO	YDS	AVG	LG	TD
L. Blount	14	40	2.9	9	0
S. Vereen	4	13	3.3	7	0
J. Edelman	1	7	7.0	7	0
T. Brady	2	-3	-1.5	-1	0
Patriots:	**21**	**57**	**2.7**	**9**	**0**

RUSHING	NO	YDS	AVG	LG	TD
M. Lynch	24	102	4.3	15	1
R. Wilson	3	39	13.0	17	0
R. Turbin	2	21	10.5	19	0
Seahawks:	**29**	**162**	**5.6**	**19**	**1**

RECEIVING	NO	YDS	AVG	LG	TD
S. Vereen	11	64	5.8	16	0
J. Edelman	9	109	12.1	23	1
R. Gronkowski	6	68	11.3	22t	1
D. Amendola	5	48	9.6	17	1
B. LaFell	4	29	7.3	11t	1
J. Develin	1	6	6.0	6	0
M. Hoomanawanui	1	4	4.0	4	0
Patriots:	**37**	**328**	**8.9**	**23**	**4**

RECEIVING	NO	YDS	AVG	LG	TD
C. Matthews	4	109	27.3	45	1
R. Lockette	3	59	19.7	25	0
J. Kearse	3	45	15.0	33	0
M. Lynch	1	31	31.0	31	0
D. Baldwin	1	3	3.0	3t	1
Seahawks:	**12**	**247**	**20.6**	**45**	**2**

INTERCEPTIONS	NO	YDS	AVG	LG	TD
M. Butler	1	3	3.0	3	0

INTERCEPTIONS	NO	YDS	AVG	LG	TD
J. Lane	1	14	14.0	14	0
B. Wagner	1	0	0.0	0	0

PUNTING	NO	YDS	AVG	TB	IN20	LG
R. Allen	4	196	49.0	1	1	64

PUNTING	NO	YDS	AVG	TB	IN20	LG
J. Ryan	6	269	44.8	0	1	61

PUNT RET.	NO	FC	YDS	AVG	LG	TD
J. Edelman	3	2	27	9.0	15	0
[OUT OF BOUNDS]	1	0	0	0.0	0	0

PUNT RET.	NO	FC	YDS	AVG	LG	TD
B. Walters	2	0	6	3.0	6	0
[DOWNED]	1	0	0	0.0	0	0
[TOUCHBACK]	1	0	0	0.0	0	0

KICKOFF RET.	NO	YDS	AVG	LG	TD
D. Amendola	2	44	22.0	23	0
J. Develin	1	5	5.0	5	0
[TOUCHBACK]	2	0	0.0	0	0
Patriots:	**3**	**49**	**16.3**	**23**	**0**

KICKOFF RET.	NO	YDS	AVG	LG	TD
[TOUCHBACK]	5	0	0.0	0	0

PLAYOFF HISTORY

PASSING	A	C	YDS	PCT.	TD	I	LG	S/YD	RATING
T. Brady	50	37	328	74.0	4	2	23	1/8	101.1
Patriots:	**50**	**37**	**328**	**74.0**	**4**	**2**	**23**	**1/8**	**101.1**

PASSING	A	C	YDS	PCT.	TD	I	LG	S/YD	RATING
R. Wilson	21	12	247	57.1	2	1	45	3/13	110.6
Seahawks:	**21**	**12**	**247**	**57.1**	**2**	**1**	**45**	**3/13**	**110.6**

TEAM STATISTICS	NE	SEA
TOTAL FIRST DOWNS	**25**	**20**
By Rushing	1	8
By Passing	21	10
By Penalty	3	2
Third Down: Md/Att.	8/14	3/10
Third Down: Eff.	57%	30%
TOTAL NET YARDS	**377**	**396**
Total Offensive Plays	72	53
Avg. per Play	5.2	7.5
NET YARDS RUSHING	**57**	**162**
Total Rushing Plays	21	29
Avg. Per Rush	2.7	5.6
NET YARDS PASSING	**320**	**234**
Sacked/Yards Lost	1/8	3/13
Gross Yards Passing	328	247
Att.-Comp.-Int	50-37-2	21-12-1
Completion Pct.	**74.0**	**57.1**
PUNTS/AVERAGE	**4/49.0**	**6/44.8**
PENALTIES/YARDS	**5/36**	**7/70**
FUMBLES/BALLS LOST	**0/0**	**0/0**
FIELD GOALS	None	**27**

NE PATRIOTS STARTING LINEUP

WR	B. LaFell	LE	R. Ninkovich
LT	N. Solder	DT	V. Wilfork
LG	D. Connolly	DT	S. Siliga
C	B. Stork	RE	Cha. Jones
RG	R. Wendell	LB	J. Collins
RT	S. Vollmer	LB	D. Hightower
TE	R. Gronkowski	DB	K. Arrington
WR	J. Edelman	LCB	D. Revis
QB	T. Brady	RCB	B. Browner
TE	M. Hoomanawanui	S	P. Chung
RB	S. Vereen	S	D. McCourty

SEATTLE SEAHAWKS STARTING LINEUP

WR	D. Baldwin	LDE	M. Bennett
LT	R. Okung	LDT	T. McDaniel
LG	J. Carpenter	RDT	K. Williams
C	M. Unger	RDE	C. Avril
RG	J. Sweezy	OLB	B. Irvin
RT	J. Britt	MLB	B. Wagner
TE	L. Willson	OLB	K. Wright
WR	J. Kearse	LCB	R. Sherman
QB	R. Wilson	RCB	B. Maxwell
WR	R. Lockette	SS	K. Chancellor
RB	M. Lynch	FS	E. Thomas

GAME NOTES

- Head coach Bill Belichick tied NFL records by matching Don Shula with his sixth Super Bowl appearance and tying Chuck Noll with his fourth Super Bowl win.
- Tom Brady joined Terry Bradshaw and Joe Montana as the only quarterbacks with four Super Bowl victories, while matching Joe Montana's NFL-record three Super Bowl MVP Awards.
- Brady extended his Super Bowl records for passing yards (1,605) and completions (164), while passing Joe Montana for most touchdown passes (13) in Super Bowl history.
- Brady set Super Bowl records with 20 first-half completions and 37 total completions.
- Shane Vereen's 11 receptions were a Super Bowl record for a running back, and Ryan Allen set a Super Bowl record with a 64-yard punt.

SUPER BOWL LI

SUPER BOWL LI • NEW ENGLAND 34, ATLANTA 28 OT • NRG STADIUM

February 5, 2017 • Weather: 76 degrees; Partly Cloudy • Attendance - 70,807

	1	2	3	4	OT	F
New England Patriots	0	3	6	19	6	34
Atlanta Falcons	0	21	7	0	0	28

TEAM	Q	PLAY	SCORE Visitor	SCORE Home
ATL	2	D.Freeman 5 yd. run (M.Bryant kick)	0	7
ATL	2	A.Hooper 19 yd. pass from M.Ryan (M.Bryant kick)	0	14
ATL	2	R.Alford 82 yd. interception return (M.Bryant kick)	0	21
NE	2	S.Gostkowski 41 yd. Field Goal	3	21
ATL	3	T.Coleman 6 yd. pass from M.Ryan (M.Bryant kick)	3	28
NE	3	J.White 5 yd. pass from T.Brady (kick failed, hru)	9	28
NE	4	S.Gostkowski 33 yd. Field Goal	12	28
NE	4	D.Amendola 6 yd. pass from T.Brady (J.White run)	20	28
NE	4	J.White 1 yd. run (T.Brady-D.Amendola pass)	28	28
NE	5	J.White 2 yd. run (8-75, 3:58)	34	28

FINAL INDIVIDUAL STATISTICS

RUSHING	NO	YDS	AVG	LG	TD
L. Blount	11	31	2.8	9	0
J. White	6	29	4.8	10	2
D. Lewis	6	27	4.5	13	0
T. Brady	1	15	15.0	15	0
J. Edelman	1	2	2.0	2	0
Patriots:	**25**	**104**	**4.2**	**15**	**2**

RUSHING	NO	YDS	AVG	LG	TD
D. Freeman	11	75	6.8	37	1
T. Coleman	7	29	4.1	9	0
Falcons:	**18**	**104**	**5.8**	**37**	**1**

RECEIVING	NO	YDS	AVG	LG	TD
J. White	14	110	7.9	28	1
D. Amendola	8	78	9.8	20	1
M. Mitchell	6	70	11.7	18	0
J. Edelman	5	87	17.4	27	0
M. Bennett	5	62	12.4	25	0
C. Hogan	4	57	14.3	18	0
D. Lewis	1	2	2.0	2	0
Patriots:	**43**	**466**	**10.8**	**28**	**2**

RECEIVING	NO	YDS	AVG	LG	TD
J. Jones	4	87	21.8	27	0
T. Gabriel	3	76	25.3	35	0
A. Hooper	3	32	10.7	19	1
D. Freeman	2	46	23.0	39	0
M. Sanu	2	25	12.5	13	0
P. DiMarco	2	12	6.0	10	0
T. Coleman	1	6	6.0	6	1
Falcons:	**17**	**284**	**16.7**	**39**	**2**

INTERCEPTIONS	NO	YDS	AVG	LG	TD
None					

INTERCEPTIONS	NO	YDS	AVG	LG	TD
R. Alford	1	82	82.0	82	1

PUNTING	NO	YDS	AVG	TB	IN20	LG
R. Allen	4	166	41.5	0	3	51

PUNTING	NO	YDS	AVG	TB	IN20	LG
M. Bosher	6	282	47.0	0	4	56

PUNT RET.	NO	FC	YDS	AVG	LG	TD
J. Edelman	3	2	40	13.3	26	0
P. Chung	1	0	-1	-1.0	-1	0
Patriots:	**4**	**2**	**39**	**9.8**	**26**	**0**

PUNT RET.	NO	FC	YDS	AVG	LG	TD
E. Weems	1	2	0	0.0	0	0
[DOWNED]	1	0	0	0.0	0	0

KICKOFF RET.	NO	YDS	AVG	LG	TD
D. Lewis	1	20	20.0	20	0
[TOUCHBACK]	5	0	0.0	0	0

KICKOFF RET.	NO	YDS	AVG	LG	TD
E. Weems	2	25	12.5	14	0
J. Hardy	2	17	8.5	10	0
P.DiMarco	1	0	0.0	0	0
Falcons:	**5**	**42**	**8.4**	**14**	**0**

PASSING	A	C	YDS	PCT.	TD	I	LG	S/YD	RATING
T. Brady	62	43	466	69.4	2	1	28	5/24	95.2
J. Edelman	1	0	0	0.0	0	0	0	0/0	39.6
Patriots:	**63**	**43**	**466**	**68.3**	**2**	**1**	**28**	**5/24**	**93.8**

PASSING	A	C	YDS	PCT.	TD	I	LG	S/YD	RATING
M. Ryan	23	17	284	73.9	2	0	39	5/44	144.1
Faclons:	**23**	**17**	**284**	**73.9**	**2**	**0**	**39**	**5/44**	**144.1**

TEAM STATISTICS	NE	ATL
TOTAL FIRST DOWNS	**37**	**17**
By Rushing	7	3
By Passing	26	13
By Penalty	4	1
Third Down: Md/Att.	7/14	1/8
Third Down: Eff.	50%	13%
TOTAL NET YARDS	**546**	**344**
Total Offensive Plays	93	46
Avg. per Play	5.9	7.5
NET YARDS RUSHING	**104**	**104**
Total Rushing Plays	25	18
Avg. Per Rush	4.2	5.8
NET YARDS PASSING	**442**	**240**
Sacked/Yards Lost	5/24	5/44
Gross Yards Passing	466	284
Att.-Comp.-Int	63-43-1	23-17-0
Completion Pct.	68.3	73.9
PUNTS/AVERAGE	**4/41.5**	**6/47.0**
PENALTIES/YARDS	**4/23**	**9/65**
FUMBLES/BALLS LOST	**1/1**	**1/1**
FIELD GOALS	**41, 33**	None

NE PATRIOTS STARTING LINEUP

WR	C. Hogan	DB	D. Harmon
LT	N. Solder	DT	A. Branch
LG	J. Thuney	DT	M. Brown
C	D. Andrews	RE	T. Flowers
RG	S. Mason	LB	S. McClellin
RT	M. Cannon	LB	D. Hightower
TE	M. Bennett	LB	R. Ninkovich
WR	J. Edelman	RCB	L. Ryan
QB	T. Brady	LCB	M. Butler
WR	M. Mitchell	S	P. Chung
RB	D. Lewis	S	D. McCourty

ATLANTA FALCONS STARTING LINEUP

WR	J. Jones	DE	D. Freeney
LT	J. Matthews	DT	R. Hageman
LG	A. Levitre	DB	B. Poole
C	A. Mack	DE	G. Jarrett
RG	C. Chester	LB	V. Beasley
RT	R. Schraeder	LB	D. Jones
TE	L. Toilolo	LB	D. Campbell
WR	M. Sanu	CB	R. Alford
QB	M. Ryan	CB	J. Collins
RB	D. Freeman	S	R. Allen
FB	P. DiMarco	S	K. Neal

GAME NOTES

- The Patriots completed the biggest comeback in team history when they overcame a 25-point deficit to beat Atlanta, 34-28, in overtime in Super Bowl LI. The Patriots trailed 28-3 with 8:36 to play in the third quarter before scoring 31 points on five of their final six offensive drives to claim the win.
- Bill Belichick won his fifth Super Bowl in 2016 to give him the most Super Bowl wins by any head coach in NFL history.
- Brady set three Super Bowl records against Atlanta in Super Bowl LI: Most passes in a game (62), Most completions (43) and most passing yards (466).
- With the win in Super Bowl LI and another MVP Award, Brady now has the most Super Bowl wins as a quarterback and most Super Bowl MVP awards.

SUPER BOWL LII

SUPER BOWL LII • PHILADELPHIA 41, NEW ENGLAND 33 • U.S. BANK STADIUM

February 4, 2018 • Weather: Indoors • Attendance - 67,612

	1	2	3	4	OT	F
Philadelphia Eagles	9	13	7	12	--	41
New England Patriots	3	9	14	7	--	33

TEAM	Q	PLAY	SCORE Visitor	SCORE Home
PHI	1	J. Elliot 25 yd. Field Goal	3	0
NE	1	S. Gostkowski 26 yd. Field Goal	3	3
PHI	1	A. Jeffery 34 yd. pass from N.Foles (kick failed, wr)	9	3
PHI	2	L. Blount 21 yd. run (pass failed)	15	3
NE	2	S. Gostkowski 45 yd. Field Goal	15	6
NE	2	J. White 26 yd. run (kick failed, wl)	15	12
PHI	2	N. Foles 1 yd. pass from T. Burton (J. Elliot kick)	22	12
NE	3	R. Gronkowski 5 yd. pass from T.Brady (S. Gostkowski kick)	22	19
PHI	3	C. Clement 22 yd. pass from N.Foles (J. Elliot kick)	29	19
NE	3	C. Hogan 26 yd. pass from T.Brady (S .Gostkowski kick)	29	26
PHI	4	J. Elliot 42 yd. Field Goal	32	26
NE	4	R. Gronkowski 4 yd. pass from T.Brady (S. Gostkowski kick)	32	33
PHI	4	Z. Ertz 11 yd. pass from N.Foles (pass failed)	38	33
PHI	4	J. Elliot 46 yd. Field Goal	41	33

FINAL INDIVIDUAL STATISTICS

RUSHING	NO	YDS	AVG	LG	TD
L. Blount	14	90	6.4	36	1
J. Ajayi	9	57	6.3	26	0
N. Agholor	1	9	9.0	9	0
C. Clement	3	8	2.7	6	0
Eagles:	**27**	**164**	**6.1**	**36**	**1**

RUSHING	NO	YDS	AVG	LG	TD
J. White	7	45	6.4	26t	1
D. Lewis	9	39	4.3	8	0
R. Burkhead	3	18	6.0	9	0
T. Brady	1	6	6.0	6	0
C. Hogan	1	4	4.0	4	0
B. Cooks	1	1	1.0	1	0
Patriots:	**22**	**113**	**5.1**	**26**	**1**

RECEIVING	NO	YDS	AVG	LG	TD
N. Agholor	9	84	9.3	24	0
Z. Ertz	7	67	9.6	19	1
T. Smith	5	49	9.8	17	0
C. Clement	4	100	25.0	55	1
A. Jeffery	3	73	24.3	34t	1
N. Foles	1	1	1.0	1t	1
Eagles:	**29**	**374**	**12.9**	**55**	**4**

RECEIVING	NO	YDS	AVG	LG	TD
R. Gronkowski	9	116	12.9	25	2
D. Amendola	8	152	19.0	50	0
C. Hogan	6	128	21.3	43	1
J. White	2	21	10.5	15	0
R. Burkhead	1	46	46.0	46	0
B. Cooks	1	23	23.0	23	0
P. Dorsett	1	19	19.0	19	0
Patriots:	**28**	**505**	**18.0**	**50**	**3**

INTERCEPTIONS	NO	YDS	AVG	LG	TD
None					

INTERCEPTIONS	NO	YDS	AVG	LG	TD
D. Harmon	1	8	8.0	8	0

PUNTING	NO	YDS	AVG	TB	IN20	LG
D. Jones	1	41	41.0	0	0	41

PUNTING	NO	YDS	AVG	TB	IN20	LG
None						

PUNT RET.	NO	FC	YDS	AVG	LG	TD
None						

PUNT RET.	NO	FC	YDS	AVG	LG	TD
D. Amendola	0	1	0	0.0	0	0

KICKOFF RET.	NO	YDS	AVG	LG	TD
K. Barner	3	73	24.3	27	0
C. Clement	1	25	25.0	25	0
[TOUCHBACK]	3	0	0.0	0	0
Eagles:	**4**	**98**	**24.5**	**27**	**0**

KICKOFF RET.	NO	YDS	AVG	LG	TD
D. Lewis	3	45	15.0	25	0
R. Burkhead	0	-1	0.0	-1	0
[TOUCHBACK]	6	0	0.0	0	0
Patriots:	**3**	**44**	**14.7**	**25**	**0**

PASSING	A	C	YDS	PCT.	TD	I	LG	S/YD	RATING
N. Foles	43	28	373	65.1	3	1	55	0/0	106.1
T. Burton	1	1	1	100.0	1	0	1t	0/0	118.8
Eagles:	**44**	**29**	**374**	**65.9**	**4**	**1**	**55**	**0/0**	**113.3**

PASSING	A	C	YDS	PCT.	TD	I	LG	S/YD	RATING
T. Brady	48	28	505	58.3	3	0	50	1/5	115.4
D. Amendola	1	0	0	0.0	0	0	0	0.0	39.6
Patriots:	**49**	**28**	**505**	**57.1**	**3**	**0**	**50**	**1/5**	**113.1**

TEAM STATISTICS	PHI	NE
TOTAL FIRST DOWNS	**25**	**29**
By Rushing	6	4
By Passing	19	23
By Penalty	0	2
Third Down: Md/Att.	10/16	5/10
Third Down: Eff.	63%	50%
TOTAL NET YARDS	**538**	**613**
Total Offensive Plays	71	72
Avg. per Play	7.6	8.5
NET YARDS RUSHING	**164**	**113**
Total Rushing Plays	27	22
Avg. Per Rush	6.1	5.1
NET YARDS PASSING	**374**	**500**
Sacked/Yards Lost	0/0	1/5
Gross Yards Passing	374	505
Att.-Comp.-Int	44-29-1	49-28-0
Completion Pct.	65.9	57.1
PUNTS/AVERAGE	**1/41.0**	**0/0.0**
PENALTIES/YARDS	**6/35**	**1/5**
FUMBLES/BALLS LOST	**0/0**	**1/1**
FIELD GOALS	**25, 42, 46**	**26, 26, 45**

NE PATRIOTS STARTING LINEUP

WR	B. Cooks	LE	T. Flowers
LT	N. Solder	DT	L. Guy
LG	J. Thuney	DT	M. Brown
C	D. Andrews	LB	J. Harrison
RG	S. Mason	LB	K. Van Noy
RT	C. Fleming	LB	E. Roberts
TE	R. Gronkowski	RCB	S. Gilmore
WR	C. Hogan	LCB	E. Rowe
QB	T. Brady	S	P. Chung
RB	D. Lewis	S	D. McCourty
FB	J. Develin	S	D. Harmon

PHILADELPHIA EAGLES STARTING LINEUP

WR	A. Jeffery	DE	V. Curry
LT	H. Vaitai	DT	T. Jernigan
LG	S. Wisniewski	DT	F. Cox
C	J. Kelce	DE	B. Graham
RG	B. Brooks	OLB	M. Kendricks
RT	L. Johnson	OLB	N. Bradham
TE	Z. Ertz	CB	J. Mills
WR	N. Agholor	CB	R. Darby
WR	T. Smith	S	C. Graham
RB	L. Blount	S	R, McLeod
QB	N. Foles	S	M. Jenkins

GAME NOTES

- The Patriots set a Super Bowl record with 613 total yards, with 500 net yards passing and 113 yards on the ground.
- The Patriots became the first team to have three receivers with 100-plus yards in the Super Bowl with Danny Amendola (152), Chris Hogan (128) and Rob Gronkowski (116).
- Tom Brady broke his own Super Bowl record for passing yards with 505 yards following his 466-yard performance the year before in Super Bowl LI vs. Atlanta. His 505 passing yards are also the most ever in a postseason game and is the first 500-yard passing game in NFL postseason history.
- Rob Gronkowski's 116 receiving yards are the most ever by a tight end in a Super Bowl and his nine catches gave him 68 career postseason receptions, surpassing Dallas Clark (64) for the most receptions by a tight end in NFL postseason history.

SUPER BOWL LIII

SUPER BOWL LIII • NEW ENGLAND 13, LOS ANGELES 3 • MERCEDES-BENZ STADIUM

February 3, 2019 • Weather: Indoors • Attendance - 70,801

	1	2	3	4	OT	F
New England Patriots	0	3	0	10	--	13
Los Angeles Rams	0	0	3	0	--	3

TEAM	Q	PLAY	SCORE Visitor	SCORE Home
NE	2	S. Gostkowski 42 yd. Field Goal	3	0
LAR	3	G. Zuerlein 53 yd. Field Goal	3	3
NE	4	S. Michel 2 yd. run (S. Gostkowski kick)	10	3
NE	4	S. Gostkowski 41 yd. Field Goal	13	3

FINAL INDIVIDUAL STATISTICS

RUSHING	NO	YDS	AVG	LG	TD
S. Michel	18	94	5.2	26	1
R. Burkhead	7	43	6.1	26	0
J. Edelman	1	8	8.0	8	0
C. Patterson	2	7	3.5	6	0
J. White	2	4	2.0	3	0
T. Brady	2	-2	-1.0	-1	0
Patriots:	**32**	**154**	**4.8**	**26**	**1**

RUSHING	NO	YDS	AVG	LG	TD
T. Gurley	10	35	3.5	16	0
C. Anderson	7	22	3.1	5	0
R. Woods	1	5	5.0	5	0
Rams:	**18**	**62**	**3.4**	**16**	**0**

RECEIVING	NO	YDS	AVG	LG	TD
J. Edelman	10	141	14.1	27	0
R. Gronkowski	6	87	14.5	29	0
R. Burkhead	2	15	7.5	8	0
C. Patterson	2	14	7.0	9	0
J. White	1	5	5.0	5	0
Patriots:	**21**	**262**	**12.5**	**29**	**0**

RECEIVING	NO	YDS	AVG	LG	TD
B. Cooks	8	120	15.0	24	0
R. Woods	5	70	14.0	18	0
J. Reynolds	3	28	9.3	11	0
C. Anderson	2	12	6.0	9	0
T. Gurley	1	-1	-1.0	-1	0
Rams:	**19**	**229**	**12.1**	**24**	**0**

INTERCEPTIONS	NO	YDS	AVG	LG	TD
S. Gilmore	1	0	0.0	0	0

INTERCEPTIONS	NO	YDS	AVG	LG	TD
C. Littleton	1	0	0.0	0	0

PUNTING	NO	YDS	AVG	TB	IN20	LG
R. Allen	5	215	43.0	0	3	53

PUNTING	NO	YDS	AVG	TB	IN20	LG
J. Hekker	9	417	46.3	0	5	65

PUNT RET.	NO	FC	YDS	AVG	LG	TD
J. Edelman	2	1	2	1.0	7	0

PUNT RET.	NO	FC	YDS	AVG	LG	TD
J. Natson	2	0	12	6.0	13	0
[DOWNED]	2	0	0	0.0	0	0
[OUT OF BOUNDS]	1	0	0	0.0	0	0

KICKOFF RET.	NO	YDS	AVG	LG	TD
C. Patterson	1	38	38.0	38	0
[TOUCHBACK]	1	0	0.0	0	0

KICKOFF RET.	NO	YDS	AVG	LG	TD
J. Natson	1	27	27.0	27	0
[TOUCHBACK]	3	0	0.0	0	0

PASSING	A	C	YDS	PCT.	TD	I	LG	S/YD	RATING
T. Brady	35	21	262	60.0	0	1	29	1/9	71.4
Patriots:	**35**	**21**	**262**	**60.0**	**0**	**1**	**29**	**1/9**	**71.4**

PASSING	A	C	YDS	PCT.	TD	I	LG	S/YD	RATING
J. Goff	38	19	229	50.0	0	1	24	4/31	57.9
Rams:	**38**	**19**	**229**	**50.0**	**0**	**1**	**24**	**4/31**	**57.9**

TEAM STATISTICS	NE	LAR
TOTAL FIRST DOWNS	**22**	**14**
By Rushing	6	2
By Passing	12	11
By Penalty	4	1
Third Down: Md/Att.	3/12	3/13
Third Down: Eff.	25%	23%
TOTAL NET YARDS	**407**	**260**
Total Offensive Plays	68	60
Avg. per Play	6.0	4.3
NET YARDS RUSHING	**154**	**62**
Total Rushing Plays	32	18
Avg. Per Rush	4.8	3.4
NET YARDS PASSING	**253**	**198**
Sacked/Yards Lost	1/9	4/31
Gross Yards Passing	262	229
Att.-Comp.-Int	35-21-1	38-19-1
Completion Pct.	60.0	50.0
PUNTS/AVERAGE	**5/43.0**	**9/46.3**
PENALTIES/YARDS	**3/20**	**9/65**
FUMBLES/BALLS LOST	**1/0**	**1/0**
FIELD GOALS	46, 42, 41	53, 48

NE PATRIOTS STARTING LINEUP

WR	J. Edelman	LE	T. Flowers
LT	T. Brown	DT	L. Guy
LG	J. Thuney	DT	M. Brown
C	D. Andrews	RE	D. Wise
RG	S. Mason	LB	K. Van Noy
RT	M. Cannon	LB	D. Hightower
TE	R. Gronkowski	RCB	S. Gilmore
WR	C. Hogan	LCB	J. McCourty
QB	T. Brady	S	P. Chung
RB	S. Michel	S	D. McCourty
FB	J. Develin	DB	J. Jones

L.A. RAMS STARTING LINEUP

WR	J. Reynolds	DE	M. Brockers
LT	A. Whitworth	NT	N. Suh
LG	R. Saffold	DT	A. Donald
C	J. Sullivan	WILL	D. Fowler
RG	A. Blythe	OLB	S. Ebukam
RT	R. Havenstein	ILB	C. Littleton
TE	T. Higbee	ILB	M. Barron
WR	R. Woods	SS	J. Johnson
WR	B. Cooks	FS	L. Joyner
RB	T. Gurley	CB	A, Talib
QB	J. Goff	CB	M. Peters

GAME NOTES

- The Patriots victory in Super Bowl LIII is their sixth Super Bowl win, tying the Pittsburgh Steelers for the most Super Bowl victories.
- With the victory in Super Bowl LII, Bill Belichick joined George Halas and Curly Lambeau as the only coaches with six championships.
- Tom Brady has now won six Super Bowls, breaking a tie with Hall of Fame DL Charles Haley (5) as the only NFL player to play on six Super Bowl winning teams. Haley won two with San Francisco and three with Dallas.
- Julian Edelman was named Super Bowl MVP after finishing with 10 receptions for 141 yards. He became the seventh wide receiver to win Super Bowl MVP honors and the second Patriots wide receiver to win the award. Deion Branch was named MVP for his performance in Super Bowl XXXIX.

SUPER BOWL LX

SUPER BOWL LX • SEATTLE 29, NEW ENGLAND 13 • LEVI'S STADIUM

February 8, 2026 • Weather: 67 degrees; Partly Cloudy • Attendance - 70,823

	1	2	3	4	OT	F
Seattle Seahawks	3	6	3	17	--	29
New England Patriots	0	0	0	13	--	13

TEAM	Q	PLAY	SCORE Visitor	SCORE Home
SEA	1	J. Myers 33 yd. Field Goal	3	0
SEA	2	J. Myers 39 yd. Field Goal	6	0
SEA	2	J. Myers 41 yd. Field Goal	9	0
SEA	3	J. Myers 41 yd. Field Goal	12	0
SEA	4	A. Barner 16 yd. pass from S. Darnold (J. Myers kick)	19	0
NE	4	M. Hollins 35 yd. pass from D. Maye (A. Borregales kick)	19	7
SEA	4	J. Myers 26 yd. Field Goal	22	7
SEA	4	U. Nwosu 45 yd. interception return (J. Myers kick)	29	7
NE	4	R. Stevenson 7 yd. pass from D. Maye (pass failed)	29	13

FINAL INDIVIDUAL STATISTICS

RUSHING	NO	YDS	AVG	LG	TD
K. Walker	27	135	5.0	30	0
G. Holani	2	6	3.0	5	0
S. Darnold	2	5	2.5	11	0
R. Shaheed	1	-5	-5.0	-5	0
Seahawks:	**32**	**141**	**4.4**	**30**	**0**

RUSHING	NO	YDS	AVG	LG	TD
D. Maye	5	37	7.4	16	0
R. Stevenson	7	23	3.3	6	0
T. Henderson	6	19	3.2	9	0
Patriots:	**18**	**79**	**4.4**	**16**	**0**

RECEIVING	NO	YDS	AVG	LG	TD
C. Kupp	6	61	10.2	23	0
A. Barner	4	54	13.5	16	1
J. Smith-Njigba	4	27	6.8	16	0
R. Shaheed	2	27	13.5	16	0
K. Walker	2	26	13.0	20	0
G. Holani	1	7	7.0	7	0
Seahawks:	**19**	**202**	**10.6**	**23**	**1**

RECEIVING	NO	YDS	AVG	LG	TD
D. Douglas	5	45	9.0	11	0
R. Stevenson	5	40	8.0	13	1
M. Hollins	4	78	19.5	35	1
S. Diggs	3	37	12.3	26	0
H. Henry	3	31	10.3	16	0
T. Henderson	3	26	8.7	24	0
A. Hooper	2	10	5.0	5	0
K. Boutte	1	21	21.0	21	0
K. Williams	1	7	7.0	7	0
Patriots:	**27**	**295**	**10.9**	**35**	**2**

INTERCEPTIONS	NO	YDS	AVG	LG	TD
U. Nwosu	1	45	45.0	45	1
J. Love	1	35	35.0	35	0

INTERCEPTIONS	NO	YDS	AVG	LG	TD
None					

PUNTING	NO	YDS	AVG	TB	IN20	LG
M. Dickson	7	335	47.9	0	3	55

PUNTING	NO	YDS	AVG	TB	IN20	LG
B. Baringer	8	356	44.5	0	4	55

PUNT RET.	NO	FC	YDS	AVG	LG	TD
R. Shaheed	2	6	16	8.0	10	0

PUNT RET.	NO	FC	YDS	AVG	LG	TD
M Jones	2	1	4	2.0	4	0
[DOWNED]	3	0	0	0.0	0	0
[OUT OF BOUNDS]	1	0	0	0.0	0	0

KICKOFF RET.	NO	YDS	AVG	LG	TD
R. Shaheed	1	20	20.0	20	0
[TOUCHBACK]	1	0	0.0	0	0

KICKOFF RET.	NO	YDS	AVG	LG	TD
D. Johnson	4	103	25.8	28	0
D. Johnson	1	38	38.0	38	0
[TOUCHBACK]	3	0	0.0	0	0

PASSING	A	C	YDS	PCT.	TD	I	LG	S/YD	RATING
S. Darnold	38	19	202	50.0	1	0	23	1/8	74.7
Seahawks:	**38**	**19**	**202**	**50.0**	**1**	**0**	**23**	**1/8**	**74.7**

PASSING	A	C	YDS	PCT.	TD	I	LG	S/YD	RATING
D. Maye	43	27	295	62.8	2	2	35	6/43	79.1
Patriots:	**43**	**27**	**295**	**62.8**	**2**	**2**	**35**	**6/43**	**79.1**

TEAM STATISTICS	SEA	NE
TOTAL FIRST DOWNS	**20**	**18**
By Rushing	9	2
By Passing	11	14
By Penalty	0	2
Third Down: Md/Att.	4/16	6/15
Third Down: Eff.	25%	40%
TOTAL NET YARDS	**335**	**331**
Total Offensive Plays	71	67
Avg. per Play	4.7	4.9
NET YARDS RUSHING	**141**	**79**
Total Rushing Plays	32	18
Avg. Per Rush	4.4	4.4
NET YARDS PASSING	**194**	**252**
Sacked/Yards Lost	1/8	6/43
Gross Yards Passing	202	295
Att.-Comp.-Int	38-19-0	43-27-2
Completion Pct.	50.0	62.8
PUNTS/AVERAGE	**7/47.9**	**8/44.5**
PENALTIES/YARDS	**4/25**	**3/25**
FUMBLES/BALLS LOST	**1/0**	**1/0**
FIELD GOALS	**33, 39, 41, 41, 26**	

NE PATRIOTS STARTING LINEUP

WR	M. Hollins	DT	M. Williams
LT	W. Campbell	DL	C. Durden
LG	J. Wilson	DT	C. Barmore
C	G. Bradbury	LB	J. Tavai
RG	M.Onwenu	LB	A. Jennings
RT	M.Moses	LB	J. Gibbens
TE	A.Hooper	LB	R. Spillane
TE	H.Henry	CB	C. Davis III
RB	T.Henderson	CB	C. Gonzalez
QB	D.Maye	S	J. Hawkins
RB	R.Stevenson	S	C. Woodson

SEATTLE SEAHAWKS STARTING LINEUP

WR	C. Kupp	NT	B. Murphy
TE	A. Barner	DT	L. Williams
TE	E. Saubert	LB	U. Nwosu
LT	C. Cross	LB	D. Lawrence
LG	G. Zabel	LB	E. Jones IV
C	J. Sundell	LB	D. Thomas
RG	A. Bradford	CB	D. Witherspoon
RT	A. Lucas	CB	J. Jobe
WR	J. Smith-Njigba	S	N. Emmanwori
QB	S. Darnold	S	C. Bryant
RB	K. Walker III	S	J. Love

GAME NOTES

- The Patriots became the 15th team to reach a Super Bowl the year after a losing season, and the sixth team to reach a Super Bowl after winning five games or fewer in the previous season
- Head Coach Mike Vrabel became the seventh head coach to lead the team he played for to a Super Bowl berth, and the eighth coach to lead his team to the Super Bowl in his first season with the team.
- Drake Maye became the ninth quarterback to start in the Super Bowl in his second season.
- Milton Williams recorded an 8-yard sack on Sam Darnold in the third quarter to log his third career sack in a Super Bowl and tie 13 players for fourth place on the all-time Super Bowl sacks list.

FIND YOUR
CHAMPION
SUPER GRAND CHAMPIONS
$50,000.00
$10,875.00
PATRIOTS
NFL
SUPER GRAND CHAMPIONS
BY
ARISTOCRAT GAMING
VISIT ARISTOCRATGAMING.COM TO LEARN MORE
Gambling problem? Please contact 1-800-GAMBLER. FOR 21+

EXTRA POINTS

98.5 THE SPORTS HUB PATRIOTS RADIO NETWORK

Bob Socci

Scott Zolak

Thirteen seasons, three Super Bowl championships: it's been a great ride for Bob Socci as the radio voice of the Patriots. Socci returns for his 14th season in the booth as play-by-play broadcaster on 98.5 The Sports Hub and its network of affiliates. He has won rave reviews for his enthusiasm and accuracy since taking the helm for the 2013 campaign. Before joining the Patriots, Socci served as the voice of the Naval Academy Midshipmen for 16 seasons, and called Triple A baseball, most recently for the Pawtucket Red Sox, for a decade.

Socci is joined in the booth by former Patriots quarterback Scott Zolak, who is entering his 14th season as action analyst. Prior to moving upstairs, he spent a season with the legendary broadcast team of Gil Santos and Gino Cappelletti as a sideline reporter. Prior to that, he served six seasons as a co-host of "Patriots Preview" and "Patriots Postgame" on the Radio Network. He's currently heard daily as co-host of the "Zolak and Bertrand" Show on the Sports Hub, where his experience as a pro athlete and his boundless energy keep Boston listeners engaged and entertained all year long.

The gameday experience on the network starts three hours before kickoff with "Patriots Preview," with hosts Jim Murray and Christopher Gasper. Murray is a native of Melrose, Massachusetts and can be heard each weekday afternoon on the highly rated "Felger and Massarotti" show. Gasper is back for his 18th season on "Patriots Preview." The Lynn, Massachusetts native is a sports columnist for The Boston Globe. Gasper and Murray also co-host the Saturday morning "Gasper & Murray" show on the Sports Hub.

The men in charge of the "Patriots Postgame" are Joe Murray and Mark Dondero. Greg Bedard of the Boston Sports Journal will also contribute. Murray has been an on-air host at 98.5 The Sports Hub since 2012. He enters his fifth season co-hosting the "Patriots Postgame." The Hyde Park native is an 18-year veteran of the sports radio industry.

The football season never ends on the Patriots flagship station, 98.5 The Sports Hub. From morning-after breakdowns with "Toucher and Hardy," X's and O's with "Zolak and Bertrand," to no-holds-barred opinions from "Felger and Massarotti," the Patriots are always front and center. Mike Reiss, Phil Perry, Bert Breer, Andrew Callahan, David Andrews and Paul Perillo also contribute and can be heard weekdays. One of the first sports franchises to broadcast their games on FM, the Patriots begin their 32nd season of airing every block, tackle and kick in crystal-clear stereo. The Patriots are entering their 18th season on The Sports Hub, where you'll also find the broadcasts of the New England Revolution, Boston Bruins and Boston Celtics.

98.5 THE SPORTS HUB PATRIOTS RADIO NETWORK

FLAGSHIP STATION

WBZ-FM . . . . . Boston . . . . . 98.5 FM

Massachusetts

WBZ-FM . . . . . Boston . . . . . 98.5 FM
WAQY . . . . . Springfield . . . . . 102.1 FM
WBEC . . . . . Pittsfield . . . . . 1420 AM
WPKZ . . . . . Fitchburg . . . . . 1280 AM/105.3 FM
WNAW . . . . . North Adams . . . . . 1230 AM
WPVQ . . . . . Greenfield . . . . . 95.3 FM
WSAR . . . . . Fall River . . . . . 1480 AM
WXTK . . . . . Hyannis . . . . . 95.1 FM
WMRC. . . . . Milford . . . . . 101.3 FM

Maine

WBLM . . . . . Portland . . . . . 102.9 FM
WEBB . . . . . Augusta . . . . . 98.5 FM
WEZQ . . . . . Bangor . . . . . 92.9 FM

Connecticut

WHCN. . . . . Hartford . . . . . 105.9 FM
WNLC . . . . . Norwich . . . . . 98.7 FM

New Hampshire

WPKQ . . . . . North Conway . . . . . 103.7 FM
WSAK . . . . . Hampton . . . . . 102.1 FM
WSHK . . . . . Portsmouth . . . . . 105.3 FM
WTSV . . . . . Claremont . . 94.5 FM/94.5 FM/1230 AM
WINQ . . . . . Keene . . . . . 98.7 FM

Vermont

WEAV . . . . . Burlington . . . . . 960 AM
WDVT . . . . . Rutland. . . . . 94.5 FM

Rhode Island

WPRO . . . . . Providence. . . . . 630 AM
WEAN . . . . . Providence. . . . . 99.7 FM

2026 PRESEASON TV NETWORK

Two of the three Patriots preseason games will be broadcast live and in HD on WBZ Channel 4 in Boston and a network of affiliates. Devin and Jason McCourty will head up a three-person booth along with Scott Zolak. The three will highlight the position battles, and the roster makeup as the Patriots put the finishing touches on building the 2026 team. The broadcast will include in-game interviews with players and coaches. Additionally, former Patriots quarterback Brian Hoyer will provide sideline analysis. Steve Burton will conduct interviews from the sideline and Paul Perillo will analyze the action in studio.

Preseason Broadcast Schedule

Date	Opponent	Time
Thurs., Aug. 13	Indianapolis	7:30 p.m.
Sat., Aug. 22	Philadelphia	7:00 p.m.

Preseason Television Network

WBZ TV. . . . . Boston, MA (Flagship)
WVII . . . . . Bangor, ME
WCAX . . . . . Burlington, VT
WCTX/WTNH . . . . . Hartford, CT
WMUR . . . . . Manchester, NH
WMTW . . . . . Portland, ME
WNAC . . . . . Providence, RI
WWLP . . . . . Springfield, MA

PATRIOTS POOL REPORTERS



Mike Reiss
ESPN.com

Patriots beat writers Mike Reiss of ESPN.com and Phil Perry of NBC Sports Boston will serve as the pool reporters in 2026. In the event that there is the need to get comments from a game official after the game, the pool reporters will be allowed access to ask questions.

Phil Perry
NBC Sports Boston

PATRIOTS FOOTBALL NETWORK

NOT JUST GAMEDAY... EVERY DAY... THE PATRIOTS ARE ON!

Interest in the Patriots is at an all-time high and there has never been more exclusive Patriots content to satisfy the devoted fan. Patriots Nation can tune in and connect to Patriots content via print, television, radio and online entities. With everything from Emmy Award-winning television shows to streaming video and podcasts, staying up to date and in the know is easy with the following exclusive Patriots content:

PATRIOTS ON TV

PATRIOTS ALL ACCESS

Fridays from 7-8 p.m. on WBZ-TV and Sunday from 9-10 a.m. on TV 38 - Boston, MA; WWLP in Springfield, MA; WCAX in Burlington, VT; WVII in Bangor, ME; WMTW in Portland, ME; WCTX in Hartford, CT and WPRI in Providence, RI.

The Emmy award winning Patriots All Access airs weekly throughout the season on WBZ-TV in Boston, as well as regional affiliates across New England. "Patriots All Access" is hosted by Steve Burton. Scott Zolak will host interviews and game breakdowns with the Mike Vrabel. The show will feature periodic spotlighting of team departments working behind the scenes to help with the success of the team. The program airs Fridays from 7-8 p.m. on WBZ and Sundays from 9-10 a.m. on myTV38. Check local listings for affiliate airtimes.

PATRIOTS THIS WEEK

Fridays from 9-9:30 p.m. on TV-38

There's no better way to get ready for each week's game than watching Patriots This Week. Bob Socci, the Voice of the Patriots and his radio partner, former Patriot Scott Zolak share their unmatched view from the booth. And this year, former Patriots quarterback Brian Hoyer will join them for a unique insider's perspective.

Patriots Unfiltered on TV-38 presented by Toyota

Thursday from 9-9:30 p.m.

The crew from the popular Patriots Unfiltered radio show, led by Paul Perillo and Mike Dussault, team up for "Patriots Unfiltered on TV," coming to viewers fresh from their home inside Gillette Stadium. The show will be moderated by Alex Francisco. Each week, the crew recaps the previous week's game, as well as preview the upcoming opponent. Get the latest news, information and unfiltered opinions fans have come to rely on. Check local listings for air time.

PATRIOTS 5th QUARTER presented by Win Waste

Immediately following each game on WBZ-TV/myTV38

Patriots 5th Quarter immediately follows every Patriots game, with exclusive live coverage of Mke Vrabel and the quarterback's postgame press conferences, along with other player reaction. WBZ-TV Sports Director Steve Burton is joined by WBZ's Dan Roche, former Patriots players Scott Zolak and Christian Fauria, and ESPN's Mike Reiss for instant analysis of the game. Patriots 5th Quarter airs on WBZ-TV or TV38 after every game.

PATRIOTS ON RADIO

PATRIOTS PREGAME AND POSTGAME

Listen before and after each game on The Sports Hub Patriots Radio Network.
For a complete list of The Sports Hub's affiliates, refer to the previous page.

98.5 The Sports Hub is the Patriots flagship station, broadcasting every Patriots game across its FM radio network and featuring broadcasting duo Bob Socci and Scott Zolak. Three hours prior to kickoff, Jim Murray and Chris Gasper will be serving up all the pre-game news and notes, while Joe Murray and Mark Dondero for the postgame show, which includes live sound from the postgame press conferences. Greg Bedard will also contribute.

PATRIOTS MONDAY

Mondays during the season on WEEI Sports Radio 93.7 FM (Boston); 1440 AM (Worcester); 105.5 FM (Springfield); 96.3 FM (Cape Cod); 95.9 FM (Portland/Lewiston, ME); 95.5 FM (Portland, ME); 93.5 FM (Keene, NH); 94.3 (Claremont, NH); 94.5 FM (White River Junction, VT) and Patriots.com.

WEEI Sports Radio broadcasts Patriots Monday each week, offering fans unique insight and analysis from Mike Vrabel and Patriots players. WEEI will broadcast Patriots Monday each Monday, kicking off with The Greg Hill Morning Show at 6 a.m., followed by Adam Jones and Rich Keefe at 10 a.m. and Rich Shertenlieb, Ken Laird and Ted Johnson from 2 to 6 p.m.

PATRIOTS FRIDAY presented by Toyota

Fridays during the season on WEEI Sports Radio 93.7 FM (Boston); 1440 AM (Worcester); 105.5 FM (Springfield); 96.3 FM (Cape Cod); 95.9 (PPrtland/Lewiston, ME); 95.5 FM (Portland, ME); 93.5 FM (Keene, NH); 94.3 FM (Claremont, NH); 94.5 FM (White River Junction, VT) and Patriots.com.

WEEI broadcasts Patriots Friday each week, offering fans a look ahead at the weekend's game, matchups and rivalries. Various Patriots players will be featured on air. WEEI will broadcast Patriots Fridays each week throughout the season.

PATRIOTS IN-HOUSE CONTENT

The Kraft Sports & Entertainment Content team creates and manages all the content for the Patriots website, app, social media accounts, preseason games, podcasts and television shows.

PATRIOTS.COM

The team's official website offers all the Patriots news and transactions along with exclusive video, audio, photos and features.

Fans can watch live video of every press conference with Head Coach Mike Vrabel and starting quarterback press conferences, as well as the Pre-Game Show presented by Dunkin and Post-Game Show, and other special events such as the Patriots Hall of Fame Induction Ceremonies. On demand video includes player personality features, behind the scenes access, game analysis, game highlights, interviews and video podcasts. International pages in German, Brazilian Portuguese and Spanish can be found in the News section.

AUDIO/PODCASTS

Live and downloadable podcasts produced from the studios inside Gillette Stadium are available on Patriots.com, the Patriots app and on all major podcast platforms including the Patriots YouTube channel. The line-up features the team's flagship show, "Patriots Unfiltered", the longest continuously running podcast in the world. Other shows include "Catch-22" with hosts Evan Lazar and Alex Barth. "Pats From the Past", hosted by Patriots senior editor Paul Perillo and senior executive producer Matt Smith, sits down with former Patriots for extended interviews. The show's format and Perillo and Smith's 40-plus years of experience with the team make these fascinating shows. Special event podcasts/series include NFL Draft shows, "Training Camp Cast", "2003: The Super Sequel" and "2001: A Super Bowl Sound Odyssey."

PATRIOTS OFFICIAL APP

A must have for every Patriots fan, the official app of the New England Patriots has tools to manage your tickets and special game day features.

PATRIOTS SOCIAL MEDIA

Over 17 million people follow the Patriots on social media platforms. Content is produced and posted throughout the day. You never know what, or who, might show up! Platforms include Facebook (NewEnglandPatriots), X (@patriots), Instagram (@patriots), Snapchat (patriots), YouTube (patriots), TikTok (@patriots), Threads (patriots), LinkedIn and Pinterest (patriots).

2026 PATRIOTS CHEERLEADERS

The New England Patriots Cheerleaders and Pat Patriot Mascot look forward to another successful year in 2026, developing relationships with fans and aspiring young cheerleaders throughout New England. While the Patriots Cheerleaders have become accustomed to entertaining thousands of Patriots fans from the sidelines of Gillette Stadium, and recently the sidelines of Super Bowl LX, the squad also works closely with the Patriots Foundation, supporting the efforts of charitable organizations throughout New England, using their celebrity status to make a difference in the community. Best Buddies, T.A.P.S., Read Across America, Play 60, Flag Football and Special Olympics are a few of the Patriots Cheerleaders' favorite organizations to partner with. In addition to its philanthropic efforts, the squad also makes public appearances for local businesses and corporations, spreading cheer to fans at a variety of events throughout New England and across the country. Those events include parades, trade shows and grand openings to name a few.

The New England Patriots Cheerleaders proudly maintain a well-established Junior Cheerleader program, where youth ages 6-17 attend clinics with the squad and make community appearances with the Patriots Cheerleaders throughout the season in connection with the squad's community efforts. For more information on the Junior Patriots Cheerleaders program, please visit https://www.patriots.com/cheerleaders/junior-cheerleaders.

A hybrid virtual and in-person audition process drew more than 300 applicants to compete for the opportunity to join the 2026 co-ed cheerleading team. The squad is populated with a range of students and professionals with a wide variety of careers, including finance, marketing, sales, education, healthcare and medicine. Squad members come from across New England and the U.S., including Arizona, North Carolina, Tennessee, Texas, New York and California. This year's squad will continue to serve as Patriots ambassadors throughout New England. For more information on the Patriots Cheerleaders or Pat Patriot Mascot, email cheerleaders@patriots.com or visit www.patriots.com/cheerleaders.



2026 PATRIOTS CHEERLEADERS

Cheerleading Manager
Driss Dallahi

Cheerleading Supervisor
Samantha Konspore

Dance Trainer
Meg Fonseca

Pat Patriot Mascot
Nick Forbes
Scott Smith

Line Captains
Haley Schmich
Maddie Kirkegaard
Megan Montiero
Taylor Sawyer
Vonai Moyo

Veterans
Ally Butler
Annie Celico
Ashley Smith
Gabby Santos
Isabel Harountunian
Jeremy Greer
Julia Segalla
Kaitlyn Savary
Kendra Lippert
Keyanna Davis
Lana Vogler
Mikenna Manz
Shauna Bradley
Tammy Nguyen
Theresa Malcolm
Victoria Ippoliti
Taylor Yeley

Rookies
Ava Caruso
Brooke Hill
Jade Bucci
Jamie Carlin
Mackenzie Quinn
Meredith Mount
Rachel Bobek
Vanessa Yee

2026 STAFF DIRECTORY

Ownership/Board of Directors

Robert K. Kraft, Owner; Chairman and CEO
Jonathan A. Kraft, Owner; President of the Kraft Group
Daniel Kraft, President - The Kraft Group International

Coaching

Mike Vrabel, Head Coach
Zak Kuhr, Defensive Coordinator
Josh McDaniels, Offensive Coordinator
Jeremy Springer, Special Teams Coordinator
Terrell Williams, Assistant Head Coach
John Streicher, Vice President of Football Operations and Strategy
Scott Booker, Secondary
Thomas Brown, Tight Ends/Passing Game Coordinator
Jonathan Decoster, Offensive Line Assistant
Vinny DePalma, Inside Linebackers
Tony Dews, Running Backs
Todd Downing, Wide Receivers
BJ Edmonds, Defensive Assistant
Ashton Grant, Quarterbacks
Justin Hamilton, Cornerbacks
Jason Houghtaling, Assistant Offensive Line
Chuckie Keeton, Offensive Assistant
Riley Larkin, Offensive Assistant
Charles London, Offensive Analyst
Doug Marrone, Offensive Line
Clinton McMillan, Defensive Line
Tom Quinn, Assistant Special Teams
Kevin Richardson, Defensive Assistant
Mike Smith, Outside Linebackers
Ekene Olekanma, Director of Coaching Analytics

Strength and Conditioning

Frank Piraino, Director of Sports Performance
Deron Mayo, Strength and Conditioning
Brian McDonough, Strength and Conditioning
Brandon Martuccio, Strength and Conditioning

Player Personnel

Eliot Wolf, Executive Vice President of Player Personnel
Ryan Cowden, Vice President of Player Personnel
Matt Groh, Vice President of Football Administration
Alonzo Highsmith, Senior Personnel Executive
A.J. Highsmith, Director of Pro Personnel
Mike Aronian, Senior Software Engineer
Casey Belongia, National Scout
Alex Brooks, Area Scout (Southwest)
Emily Capprini, Software Engineer II
Marquis Dickerson, Pro Scout
Matt Evans, Assistant Director of College Scouting
Sam Fioroni, Assistant Director of Pro Personnel
Robert Haines, Area Scout (Midwest)
J.T. Hill, Area Scout (Southeast)
Tucker Ingraham, National Scout (Central)
Tony Kinkela, Director of College Scouting
Bob Kronenberg, Pro Scout
Ben Langford, Scouting Assistant
Cam McCormick, Scouting Assistant
Joe McDonald, Scouting Assistant
Joe McDonald, Senior Analyst
Richard Miller, Director of Research
Max Mulitz, Personnel Analytics Coordinator
A.J. Richardson, Pro Scout
Keithen Shepard, Football Research and Development Analyst
Landon Simpson, Area Scout (West)
Brian Smith, Personnel Coordinator
Bryson Speas, Area Scout (Northeast)
Courtney Weiner, Scouting Administration Coordinator

Football Operations

James Mitchell, Director of Player Development
Brianna Avedisian, IT Manager
Richie Armand, Director of Player Engagement
Bobby Brown, Director of Football Operations
Sarah Jackson, Football Operations/ Team Logistics Coordinator
Halle Ross, Family Services and Football Engagement Coordinator
Hunter Williams, Coordinator, Football Operations/Team Logistics

Equipment

Preston Rogers, Head Equipment Manager
Marlon Briggs Jr., Equipment Assistant
Alex Cronin, Equipment Assistant
Dalvin Jones, Equipment Coordinator
Josh Michels, Assistant Equipment Manager, Football Operations
Ben Schenone, Assistant Equipment Manager

Player Performance and Athletic Training

Jim Whalen, Vice President of Sports Medicine and Performance/Head Athletic Trainer
Michael Akinbola, Director of Rehabilitation/ Physical Therapist/Athletic Trainer
Mike Baum, Associate Head Athletic Trainer
Mike Curtin, Physical Therapist
Samantha Dauphinee, Assistant Sports Dietitian
Michael Geiger, Physical Therapist
Zach Gerber, Physical Therapist/Athletic Trainer - Coordinator of Rehabilitation
Matt Gorby, Associate Athletic Trainer
Ted Harper, Head Sports Dietitian
Stephen Jackson, Physical Therapist

2026 STAFF DIRECTORY

Medical
Scott Martin, Medical Director/Head Team Physician
Gian Corrado, Head Team Primary Sports Medicine Physician
David Judge, Internal Medicine Physician
Li Tso, Internal Medicine Physician
Dean Donahue, Cardiothoracic Surgeon
Sawalla Guseh, Cardiologist
George Theodore, Orthopedic, Foot and Ankle
Matt Leibman, Orthopedic Hand, Wrist and Elbow
James Yeh, Internal Medicine Physician
Pete Asnis, Orthopedic Physician
Evan Farina, Orthopedic Physician
Kelli McInnis, Orthopedic Physician
Jonathan Jenkins, Team Clinician
Yoshio Kaneko, Psychiatrist
TJ Hagan, Chiropractor
Hari Khalsa, Chiropractor

Video
Teddy Cioper, Co-Director of Video
Jared Rita, Co-Director of Video
Ben Clark, Video Assistant
Shane Daly, Video Assistant
Kate Fries, Video Assistant

Administration
Elizabeth Auzenne, Executive Assistant to the CEO
Tracy Fiore, Senior Executive Assistant to the President
Kim Healey, Executive Assistant to the CEO
Al LaBelle, Chief of Staff to the Chairman and CEO
Margaret Murphy-Keefe, Executive Assistant to the CEO
Stephanie Zagreda, Executive Assistant to the President

Community Relations
Andre Tippett, Executive Director of Community Relations
Donna Spigarolo, Director of Community Relations

Gillette Stadium Operations
Jim Nolan, Chief Operating Officer
John Flaherty, Senior Vice President of Operations

Finance
Mackenzie Hall, Vice President of Finance and Ticket Office

Food and Beverage
Paul Potter, Vice President of Food and Beverage

Human Resources
Robin Boudreau, Senior Vice President of Human Resources

Information Technology
Michael Israel, Chief Information and Technology Officer

Legal
Jim Cobery, Chief Legal Officer

Communications
Stacey James, Vice President of Communications
Aaron Salkin, Director of Communications
Stephanie Burnham, Football Communications Strategist
Julia Palin, Communications Coordinator
Anisha Chakrabarti, Director of Corporate Communications and Strategy

Patriots Cheerleaders
Driss Dallahi, Cheerleading Manager

Content and Broadcast Production
Fred Kirsch, Vice President and Publisher of Content
Matt Smith, Executive Senior Producer
Ashok Moore, Senior Director of Social Media and Content Strategy

Retail Operations
The Patriots Hall of Fame presented by RTX
James Scollins, Senior Director of Retail and Hall of Fame Operations

Sales and Marketing
Jennifer Ferron, Chief Marketing Officer
Jeff Deline, Chief Revenue Officer
Ali Towle, Senior Vice President of Marketing
Kenny Keller, Vice President, Business Intelligence and Strategic Initiatives
David Pearlstein, Vice President of Corporate Relationships
Chris Starck, Vice President Corporate Partnerships

Security
Bill Christiansen, Vice President of Security

Ticket Operations
Sarah Bravo, Director of Ticket Office
Bryan Flaherty, Director of Team Ticketing

PATRIOTS FOUNDATION

CELEBRATE VOLUNTEERISM

Robert Kraft established the New England Patriots Foundation in 1994 to give back to the communities the Patriots call home. By building bridges of hope and support, the Patriots Foundation honors our military and veterans, lifts those facing hunger and homelessness, and cultivates health and well-being across our communities.

With the incredible support of current and former Patriots players and coaches and Patriots fans around the globe, the Patriots Foundation has grown tremendously, helping to meet the needs of the region's most vulnerable populations. Over the years, the foundation has provided support to thousands of local nonprofits. While the foundation supports a number of different causes, there is one common theme – addressing the most pressing needs of our New England communities.

Thanks to the support of our six cornerstone partners — Bank of America, Cross Insurance, CVS Health, Dellbrook|JKS, Gillette and New Balance — the Kraft family and the New England Patriots Foundation will expand upon our efforts, positively impacting more New Englanders throughout the year. To learn more about the Kraft family and the Patriots Foundation's community efforts, visit www.patriots.com/ community. If you have any questions, please contact us at 508-543-8200 or charitableevents@patriots.com

PATRIOTS FOUNDATION

CORNERSTONE PARTNERS

BANK OF AMERICA · CVSHealth · CROSS INSURANCE · DELLBROOK | JKS · Gillette · new balance

Ron Burton Community Service Award

The Ron Burton Community Service Award is named in honor of the late Ron Burton, the first player drafted by the team in the inaugural year of 1960 and a community leader whose widespread charitable work was a model for how a Patriots player can make an impact off the field. This award is presented annually to one Patriots player that goes above and beyond to give back to the community. During the 2025 Patriots Premiere, Hunter Henry was celebrated as the 23rd recipient of the award.

COMMUNITY CAPTAINS

The Kraft family and the New England Patriots Foundation are excited to continue partnering with Bank of America as part of the "Community Captains" program. This charitable initiative was created in 2021 to build deeper relationships with nonprofits and strengthen the impact on the populations they serve. During this two-year partnership, the Patriots Foundation and Bank of America work closely with six nonprofit organizations with a goal of establishing a deeper understanding of their community efforts and to help each charity serve their constituents more effectively.

The Kraft family, New England Patriots Foundation and Bank of America are conducting site visits at all six nonprofit organizations as an opportunity to learn more about each organization, hear from their staff and volunteers and see how the Patriots and Bank of America can support their efforts. A total of $300,000 in grants will be presented to the nonprofits - $50,000 per organization – to support their areas of greatest need.

In addition to financial support, each of the nonprofits receive in-kind donations, participate in networking opportunities with staff from the Patriots and Bank of America, enjoy access to Bank of America's Better Money Habits program and much more. The six Community Captains include Casa Myrna, Father Bills & MainSpring, Good Sports, Inquilinos Boricuas en Acción, Minds Matter and the Planning Office for Urban Affairs.

MILITARY

Military Initiatives in Partnership with Cross Insurance

As part of the year-round Salute to Service initiative, the Kraft family and Patriots Foundation are committed to celebrating those who dedicate their lives to protecting our freedoms. Each year, the Kraft family and the New England Patriots Foundation invite families from the Tragedy Assistance Program for Survivors (TAPS) for a VIP experience at Gillette Stadium. TAPS is a national nonprofit organization providing compassionate care and comprehensive resources to all those grieving a death in the military or veteran community. Each season, families are invited to a private luncheon at Gillette Stadium. Here they are invited to attend the Patriots Salute to Service Game where players and coaches represent each fallen hero on game day with either a sticker or initials on the back of their helmet.

HOMELESSNESS

Homelessness Initiatives in Partnership with Dellbrook|JKS

The Kraft family and the Patriots Foundation work to provide essential services for those experiencing homelessness around New England. This includes a partnership with the Empowerment Plan, distributing their sleeping bag coats to nonprofits and individuals in all six New England states. As part of a yearly tradition, Robert Kraft and the Patriots Women's Association also make a visit to the Women's Lunch Place, a day shelter in Boston. The visit includes connecting with their clients through crafts and preparing and serving lunch.

HEALTHCARE

Commitment to Healthcare and Wellbeing

The Kraft family and the Patriots Foundation are dedicated to improving the health and wellness of our community and increasing access to proper treatment across the New England region. Yearlong initiatives include promoting the early detection of cancer, donating funds to healthcare centers, making hospital visits and more. As part of the Crucial Catch: Intercept Cancer campaign, many cancer survivors from Dana-Farber Cancer Institute and Massachusetts General Hospital receive special invitations to attend "Patriots Day of Pampering" at Gillette Stadium, where they received complimentary transportation to Gillette Stadium and are treated to a healthy breakfast, manicures, massages, facials, flower arranging and more. During lunchtime, the survivors have been greeted by Robert Kraft who invites the women to attend the Patriots' Crucial Catch game.

YOUTH FOOTBALL

Expanding Youth Football in New England

The Kraft family and the New England Patriots are committed to promoting and supporting youth and high school football across the region. The organization works year round to strengthen existing programs while championing both tackle and flag football. Through a variety of initiatives that teach the fundamentals of the sport and encourage healthy, active lifestyles, the Patriots continue to expand opportunities for young athletes throughout New England to learn, grow, and participate in the game of football.

PAWTRIOTS PROGRAM

NEW ENGLAND PAWTRIOTS

The Kraft Family and the New England Patriots Foundation are passionate about giving dogs and pets a shot at finding loving homes. The number of pets in shelters in need has reached an all-time high, making adoption more important than ever. The Pawtriots initiative emphasizes adoption as a powerful way to improve lives of animals and make a lasting difference.

Program Impact

- 100 + dogs adopted at Pawtriots organized events during Training Camp, Tailgate, Tail Waggin' Tuesday and the Draft Watch Party.
- 300+lbs of food collected and donated to local shelters during the 2025-2026 season.
- $25,000 donated to the Patriots Foundation and the "Pawtriots" Dog Adoption initiative by Amazon Prime as part of #TNFForGood.

Patriots Dog Adoption Programming

The New England Pawtriots through the Patriots Foundation, is focused on amplifying the importance of rescue, adoption, service animals, and the healing connection between people and dogs. Since the program started in 2025, over 100 dogs have been adopted at various events hosted by the Pawtriots Program. This past April, the Kraft family and the Patriots Foundation were excited to host a Pawtriots Pet Adoption and NFL Draft Watch Party. The event featured adoptable dogs from five animal organizations, a live stream of day three of the 2026 NFL Draft, and a panel with Patriots alumni Brian Hoyer, Dan Koppen, and Woodrow Hamilton as well as current players Bryce Baringer, Andy Borregales and Julian Ashby who discussed their draft day experiences.

JOIN OUR TEAM

The Kraft family and the Patriots Foundation would not be able to support as many children, individuals and families in need without the generous contributions from our fans. Throughout the year, sponsors, premium seating clients, season ticket members and avid Patriots fans across the globe support fundraising events and initiatives for the Patriots Foundation. To learn more, visit www.patriots.com/community.

Boston Marathon

For more than a decade, the Patriots Foundation has been an official charity team of the Boston Marathon. In addition to training, the runners raise funds to support the foundation's Myra Kraft Community MVP Awards program.

License Plates

Fans in Massachusetts and Rhode Island have the opportunity to purchase a Patriots license plate, celebrating the team's six Super Bowl championships. Fans in New Hampshire can also purchase Patriots decal stickers for their New Hampshire decal plates. All proceeds from this charitable program will support nonprofits in their respective states.

Patriots Premiere

The Patriots Premiere is the largest annual fundraising event for the Patriots Foundation. It is a red-carpet gala hosted on the field of Gillette Stadium for the team's biggest supporters to kick off the start of a new season. The event features special appearances by the Kraft family, Patriots coaches, players and cheerleaders.

Patriots Platelet Pedalers

The Patriots Premiere is the largest annual fundraising event for the Patriots Foundation. It is a red-carpet gala hosted on the field of Gillette Stadium for the team's biggest supporters to kick off the start of a new season. The event features special appearances by the Kraft family, Patriots coaches, players and cheerleaders.

Pawtriots MVP Program

Through the Pawtriots MVP Program, you can submit a photo of your dog to be one of our Most Valuable Pups (MVPs) and their photo will be featured on the HD board during a Patriots home game. All proceeds benefit the Pawtriots program within the Patriots Foundation to support animal welfare.

Name in Lights

Through the Name in Lights program, you can submit a special message to be displayed on the stadium corner boards during a Patriots home game. All proceeds benefit the New England Patriots Foundation.

Preseason, Postseason and everything in between Plymouth Rock has you covered.

Reliable auto and home insurance built for Patriots fans.

Plymouth Rock assurance®

PATRIOTS INSURANCE PROGRAM

plymouthrock.com/Patriots

The program is available to Patriots fans in MA, NH and CT.

Plymouth Rock Assurance® and Plymouth Rock® are brand names and service marks used by separate underwriting, managed insurance, and management companies that offer property and casualty insurance in multiple states pursuant to licensing arrangements. For a list of companies and states licensed, visit States licensed disclaimers | Plymouth Rock Assurance. Program eligibility requires purchasing the New England Patriots Assurance Plus endorsement for an annual fee of $15 and a Plymouth Rock Assurance private passenger auto insurance policy. The endorsement is offered in CT by Plymouth Rock Assurance Corporation and Palisades Insurance Company, in MA by Plymouth Rock Assurance Corporation, and in NH by Mt. Washington Assurance Corporation. Each company is a separate legal entity that is financially responsible only for its own insurance products. Actual coverage is subject to the language of the policies as issued by each separate company. Some Patriots benefits are subject to limited availability. Additional restrictions and fees may apply.

Plymouth Rock pays sponsorship fees to the New England Patriots for the use of its intellectual property. These fees are used for the general purposes of the New England Patriots. The New England Patriots do not employ or endorse agents, producers or brokers. The New England Patriots and its affiliates are not insurers.

©2026 by Plymouth Rock Assurance Corporation and Plymouth Rock Management Company of New Jersey.

NOTES

For Pam and Lesley, there's no such thing as overdressing on game day. As longtime fans, the pair craft outfits on par with their love of their favorite team. Bank of America champions the Patriots, their fans and everyone who dares to ask, "What would you like the power to do?"

BANK OF AMERICA

Official Bank of the New England Patriots

©2026 Bank of America Corporation. All rights reserved. TM/©2026 NFL

Gillette
NFL
THE OFFICIAL RAZOR OF THE NFL
GO PATS!
AVAILABLE AT MAJOR RETAILERS ACROSS THE U.S.
© 2026 The Gillette Co. LLC