



MIAMI DOLPHINS

WEEKLY RELEASE

WEEK 18 · MIAMI DOLPHINS (7-9) AT NEW ENGLAND PATRIOTS (13-3)
SUNDAY, JANUARY 4, 2026 · 4:25 PM ET



2025 MIAMI DOLPHINS SCHEDULE

DATE	OPPONENT	STADIUM	TIME/ RESULT	NETWORK	RADIO	PRESENTING SPONSOR	GAME THEME
Sun., Aug. 10	at Chicago	Soldier Field	T, 24-24	CBS Miami Paramount+	BIG 105.9 610 WIOD	Gallagher	
Sat., Aug. 16	at Detroit	Ford Field	W, 24-17	CBS Miami Paramount+	BIG 105.9 610 WIOD	KIA Movement that inspires	
Sat., Aug. 23	Jacksonville	Hard Rock Stadium	W, 14-6	CBS Miami Paramount+	BIG 105.9 610 WIOD	Paramount+	Play Football

REGULAR SEASON

DATE	OPPONENT	STADIUM	TIME/ RESULT	NETWORK	RADIO	PRESENTING SPONSOR	GAME THEME
Sun., Sept. 7	at Indianapolis	Lucas Oil Stadium	L, 33-8	CBS Paramount+	BIG 105.9 610 WIOD	ticketmaster®	
Sun., Sept. 14	New England	Hard Rock Stadium	L, 33-27	CBS Paramount+	BIG 105.9 610 WIOD	PEPSI	White Out
Thu., Sept. 18	at Buffalo	Highmark Stadium	L, 31-21	Prime Video CBS Miami	BIG 105.9 610 WIOD	Avianca	
Mon., Sept. 29	N.Y. Jets	Hard Rock Stadium	W, 27-21	ESPN CBS Miami	BIG 105.9 940 WINZ	TRUIST	Rivalries
Sun., Oct. 5	at Carolina	Bank of America Stadium	L, 27-24	FOX	BIG 105.9 940 WINZ		
Sun., Oct. 12	L.A. Chargers	Hard Rock Stadium	L, 29-27	CBS Paramount+	BIG 105.9 940 WINZ	US SYLVESTER COMPROMISED CLOSER TOGETHER UNIVERSITY OF MIAMI HEALTH SYSTEM	Crucial Catch
Sun., Oct. 19	at Cleveland	Huntington Bank Field	L, 31-6	CBS Paramount+	BIG 105.9 940 WINZ		
Sun., Oct. 26	at Atlanta	Mercedes-Benz Stadium	W, 34-10	CBS Paramount+	BIG 105.9 940 WINZ	KIA Movement that inspires	
Thu., Oct. 30	Baltimore	Hard Rock Stadium	L, 28-6	Prime Video CBS Miami	BIG 105.9 940 WINZ		Football Unites
Sun., Nov. 9	Buffalo	Hard Rock Stadium	W, 30-13	CBS Paramount+	BIG 105.9 940 WINZ	verizon	Salute to Service
Sun., Nov. 16	Washington	Santiago Bernabéu Stadium (Madrid, Spain)	W, 16-13	NFL Network CBS Miami	BIG 105.9 940 WINZ		
Sun., Nov. 30	New Orleans	Hard Rock Stadium	W, 21-17	FOX	BIG 105.9 940 WINZ	BROXEL	Aqua Sunday
Sun., Dec. 7	at N.Y. Jets	MetLife Stadium	W, 34-10	CBS Paramount+	BIG 105.9 940 WINZ	OptiBrand Rx	
Mon., Dec. 15	at Pittsburgh	Acrisure Stadium	L, 28-15	ESPN CBS Miami	BIG 105.9 940 WINZ	AutoNation	
Sun., Dec. 21	Cincinnati	Hard Rock Stadium	L, 45-14	CBS Paramount+	BIG 105.9 940 WINZ	Hard Rock HOTEL	60th Anniversary
Sun., Dec. 28	Tampa Bay	Hard Rock Stadium	W, 20-17	FOX	BIG 105.9 610 WIOD	SOLIS HEALTH PLANS	Home for the Holidays
Sun., Jan. 4	at New England	Gillette Stadium	4:25 p.m.	FOX	BIG 105.9 940 WINZ		

* Game subject to flexible scheduling.
All times EASTERN



iHeartMedia Miami is the official English flagship radio partner of the franchise. Live gameday broadcasts air on BIG 105.9 FM (WBGG) and Fox Sports 940 AM (WINZ) in the Miami-Ft. Lauderdale market. The games also can be heard on Dolphins.com and throughout South and Central Florida on a variety of stations that make up the Miami Dolphins Radio Network. Fans can listen in Spanish on WZTU-HD2 La Mezcla 94.9-FM for all preseason, regular season and playoff games.

CBS Miami is once again the preseason home of the Dolphins. All three preseason contests will be shown on the CBS affiliate in the Miami-Ft. Lauderdale market.



WEEK 18: NEW ENGLAND TABLE OF CONTENTS

MEDIA INFORMATION	2
DOLPHINS NOTES	3-15
WHAT TO LOOK FOR IN 2025	16-17
DOLPHINS - PATRIOTS MATCHUP	18-21
FREE AGENCY TRACKER & ACQUISITIONS	22
2025 ROOKIE CLASS	23
RADIO	24
BAPTIST HEALTH TRAINING COMPLEX	25
HARD ROCK STADIUM	26-27
DOLPHINS IN THE COMMUNITY	28-33
DEPTH CHART	37
TRANSACTIONS	38-39
ROSTERS	40-43
PRONUNCIATION GUIDE	43
CONTRACT STATUS	44
2025 STATS	47-60
LAST TIME IT HAPPENED	61-64
2025 GAME SUMMARIES & LAST GAMEBOOK	67-94
EXECUTIVE BIOS	97-99
HEAD COACH MIKE McDANIEL	100-102
COACHES BIOS	103-105
PLAYER BIOS	106-249
HISTORY AND RECORDS	253-338

MIAMI DOLPHINS ON NFLOMG

[NFLOMG.com](https://www.nflogm.com)

The Miami Dolphins on NFLOMG serves as a one-stop shop for all media information needs. Visitors can find transcripts, press releases, weekly releases, notes, flip cards, gamebooks and more by visiting NFLOMG.com.

For customized access to NFLOMG, please contact a member of the Dolphins Communications staff by emailing Media@dolphins.com.



WEEKLY MEDIA SCHEDULE: WEEK 18 VS. NEW ENGLAND

30 TUE	31 WED	1 THU	2 FRI	3 SAT	4 SUN	5 MON
No media availability	<u>Head Coach Mike McDaniel</u> 11:45 a.m. <u>Open Locker Room Session #1</u> 12:10 p.m. <u>Practice</u> 1:30 p.m. <u>QB Quinn Ewers</u> 2:50 p.m. <u>Open Locker Room Session #2</u> 3 p.m.	<u>Coordinators and Select Position Coaches (Zoom)</u> 11:10 a.m. <u>Practice</u> 12:05 p.m. <u>Open Locker Room</u> 1:40 p.m.	<u>Head Coach Mike McDaniel</u> 11:35 a.m. <u>Practice</u> 12:05 p.m. <u>Open Locker Room</u> 1:40 p.m.	No media availability	<u>Week 18 at New England</u> 4:25 p.m. ET TV – FOX	TBD

All availabilities will be held at the Baptist Health Training Complex, unless otherwise noted; media must RSVP and have a valid credential to attend.

DOLPHINS ON THE AIR

TV:	FOX	
Broadcasters:	Joe Davis – Play-By-Play Greg Olsen – Color Analyst Pam Oliver – Sideline	
National Radio:	ESPN Radio	
Broadcasters:	Steve Levy – Play-By-Play Harry Douglas – Color Analyst Dan Graziano – Sideline	
Local Radio:	Dolphins Radio Network WBG 105.9 - FM WINZ 940 - AM	
Broadcasters:	Jimmy Cefalo – Play-By-Play Joe Rose – Color Analyst Kim Bokamper – Sideline	
Spanish Radio:	Dolphins Spanish Radio WZTU-HD2 La Mezcla 94.9-FM	
Broadcasters:	Roly Martin – Play-By-Play Eduardo Martell – Color Analyst	

A DOLPHINS WIN WOULD...

- Improve the Dolphins' record to 6-4-54 in the all-time regular season series with the Patriots.
- Improve Miami's record to 6-2 against the Patriots under **Head Coach Mike McDaniel**.
- Improve Miami's record to 14-10 against AFC East opponents under **Head Coach Mike McDaniel**.
- Give Miami a 3-1 record against New England on the road under **Head Coach Mike McDaniel**.

COMMUNICATIONS DEPARTMENT



ANNE NOLAND

Vice President of Communications

O: 954-452-7155
ANoland@dolphins.com

BRETT BRECHEISEN

Director of Corporate Communications

O: 954-452-7190
BBrecheisen@dolphins.com

RICK HURTADO

Sr. Manager of Football Communications

O: 954-452-7114
RHurtado@dolphins.com

RENZO SHEPPARD

Sr. Manager of Football Communications

O: 954-452-7144
RSheppard@dolphins.com

BROOKE BALZANO

Communications Manager

O: 954-452-7165
BBalzano@dolphins.com

VIRA EDWARDS

Football Communications Manager

O: 954-452-7177
VEDwards@dolphins.com

RYAN AUST

Corporate Communications Coordinator

O: 305-943-6696
RAust@dolphins.com

STEPHANIE FONSECA

Corporate Communications Coordinator

O: 305-943-1515
Sfonseca@dolphins.com

GRACE SAYERS

Football Communications Staff Assistant

O: 954-452-7018
GSayers@dolphins.com

COLLEEN WYRICK

Corporate Communications Staff Assistant

O: 305-943-6696
CWyrick@dolphins.com



TEAM NOTES

DOLPHINS SET FOR SEASON FINALE AT NEW ENGLAND

The Dolphins will travel to Foxborough, Mass., to close out the 2025 season in a meeting with division rival New England. Kickoff is set for **Sunday, Jan. 4 at 4:25 p.m. at Gillette Stadium.**

Sunday's game marks the 118th regular season meeting between Miami and New England, with the **Dolphins holding a 63-54 record advantage.**

The **Dolphins have won eight of the last 10 games** against the Patriots, including three of the last four matchups in Foxborough.

Miami has won six of its last nine games, including a 20-17 win against Tampa Bay in Week 17, a 34-10 victory over the Jets in Week 14, a 21-17 win against New Orleans in Week 13, a 16-13 overtime victory over the Commanders in Madrid, a decisive 30-13 win over division rival Buffalo in Week 10 and a 34-10 win at Atlanta in Week 8.



DOLPHINS QUICK HITS

The Dolphins offense **ranks second in the NFL in rushing yards per game (158.0)** since the team's win vs. Buffalo in Week 10.

Miami's defense **ranks fifth in the NFL in third down defense (34.2%)** since Week 8.

RB De'Von Achane, who was selected to his first career Pro Bowl, leads the NFL in rushing average (5.7) among running backs and ranks fifth in rushing yards (1,350). He also ranks fourth in receptions (67) and receiving yards (488) and is tied for fifth most in receiving touchdowns (four) among running backs.

TE Darren Waller is tied for the seventh-most receiving touchdowns (6) among tight ends in the NFL this year despite playing in only nine games.

LB Jordyn Brooks leads the NFL with 172 tackles (95 solo) entering Week 17.

LB Tyrel Dodson is the only player in the NFL this year with at least 100 tackles, 5.0 sacks, one forced fumble, a fumble recovery and an interception.

WR Malik Washington has totaled 311 receiving yards, 88 rushing yards and 1,169 yards in the return game. His 1,568 all-purpose yards this year are the sixth most in the NFL among wide receivers.

P Jake Bailey boasts a 42.8 net punt average this year. That is currently the top single-season mark in franchise history.

BREAKING DOWN THE DOLPHINS ROSTER:

Here is how the Dolphins' current active roster breaks down (as of Dec. 30, 2025):

- There are 25 offensive players, 24 defensive players and three specialists.
- The **average age of the roster is 26.2 years old.**
- **45 players (84.9 pct.) are younger than 30 years old.**
- Of the players on the Dolphins active roster, **24 of them (46.2 pct.) were drafted by the Dolphins or signed by the team as undrafted college free agents.**
- **10 players (19.2 pct.) were selected in the first round of the NFL draft**, while another eight were drafted on Day 2 (15.9 pct.) and 20 players (38.5 pct.) were taken on Day 3.
- A total of **22 players (42.3 pct.) are in their third NFL season or less.**

BY AGE	
YEARS	NO.
21-24	16 players
25-28	24 players
29-31	9 players
32+	3 players

BY DRAFT ROUND	
ROUND	NO.
1st	10 players
2nd or 3rd	8 players
4th or 5th	10 players
6th or 7th	10 players
Undrafted	14 players

BY EXPERIENCE	
YEARS	NO.
Rookie-1	11 players
2-3	11 players
4-5	11 players
6-9	17 players
10+	2 players



OFFENSE NOTES

MIAMI'S OFFENSE HAS HAD MOMENTUM SINCE WEEK 10

The Dolphins, who have won five of their last seven games, have seen an uptick in production since the team's Week 10 victory over division rival Buffalo.

Miami ranks second in the NFL in rushing average since Week 10, averaging 158.0 yards per game in that span:

RUSHING YARDS PER GAME LEADERS SINCE WEEK 10		
RK.	TEAM	RSH. YPG.
1.	Baltimore	180.1
2.	MIAMI	158.0
3.	Chicago	153.9
4.	Buffalo	151.4
5.	Atlanta	144.4

The Dolphins have totaled 210 carries for 1,106 yards (5.3 avg.) since Week 10. Miami's 5.3 yards per rush average is the second-best mark in the NFL in that span:

YARDS PER RUSH LEADERS SINCE WEEK 10				
RK.	TEAM	ATT.	YDS.	AVG.
1.	Baltimore	272	1,441	5.3
2.	MIAMI	210	1,106	5.3
3.	L.A. Rams	216	1,114	5.2
4.	Chicago	252	1,231	4.9
5.	Buffalo	248	1,211	4.9

Miami has also seen an increase in receiving production since Week 10, averaging 6.8 yards after the catch, which is the top mark in the NFL in that span:

YARDS AFTER CATCH PER RECEPTION SINCE WEEK 10				
RK.	TEAM	REC.	YAC	AVG.
1.	MIAMI	110	745	6.8
2.	Pittsburgh	165	1,095	6.6
3.	Atlanta	147	948	6.4
4.	Cleveland	134	854	6.4
5.	Detroit	189	1,195	6.3



DOLPHINS RUN GAME POWERS THE OFFENSE

Miami has totaled 407 carries for 1,981 yards (4.9 avg.) through 16 games this year. Its 4.9 yards per rush average ranks fourth in the league this season:

YARDS PER RUSH AVERAGE LEADERS (2025)				
RK.	TEAM	ATT.	YDS.	AVG.
1.	Baltimore	480	2,525	5.3
2.	Buffalo	504	2,503	5.0
3.	Chicago	487	2,386	4.9
4.	MIAMI	407	1,981	4.9
5.	Washington	443	2,147	4.8

The Dolphins run game also ranks 10th in the NFL, averaging 123.8 yards per game this year:

RUSHING AVERAGE LEADERS (2025)		
RK.	TEAM	RSH. YPG.
1.	Baltimore	157.8
2.	Buffalo	156.4
3.	Chicago	149.1
4.	Washington	134.2
5.	Atlanta	130.6
6.	N.Y. Giants	127.1
7.	N.Y. Jets	126.7
8.	L.A. Rams	125.6
9.	Dallas	124.6
10.	MIAMI	123.8

The Dolphins rushed for more than 150 yards in each game from Week 10 - 14, marking the first time Miami has rushed for 150-plus yards in four straight games within a single season since 1977.

MIAMI HAS BEEN EFFICIENT IN GOAL-TO-GO SITUATIONS

Miami has scored on 20-of-24 goal-to-go drives. Its 83.3% goal-to-go efficiency ranks sixth in the NFL this year.

The team was perfect in goal-to-go drives from Weeks 1-10, scoring a touchdown in all 13 of its goal-to-go opportunities in that span. The 10-game stretch with a 100% goal-to-go efficiency rate is the team's longest streak to start a season since at least 1993.

MIAMI'S OFFENSE AMONG THE TOP 10 UNDER MCDANIEL

Miami's offense has been one of the most productive units in the NFL since Mike McDaniel became head coach in 2022, ranking in the top 10 in several key offensive categories in that span:

DOLPHINS OFFENSE UNDER MIKE MCDANIEL (2022-2025)		
CATEGORY	NO.	NFL RANK
Yards per Game	350.5	8
Passing Yards per Game	234.5	8
Completion Percentage	67.4%	4
Red Zone Efficiency	60.2%	7
Red Zone Passer Rating	106.6	2
Red Zone Completion Percentage	62.9%	2
Goal-to-Go Efficiency	76.1%	7



OFFENSE NOTES

ACHANE SELECTED FOR 2026 PRO BOWL GAMES

Third-year **RB De'von Achane**, who leads the NFL in rushing average (5.7) and ranks fifth in rushing yards (1,350), **has been named to his first career Pro Bowl.**

He is the ninth running back selected to the Pro Bowl in Dolphins history, joining Raheem Mostert (2023), Jay Ajayi (2016), Ronnie Brown (2008), Ricky Williams (2002), Andra Franklin (1982), Delvin Williams (1978), Mercury Morris (1971-73) and Larry Csonka (1970-74).

ACHANE AMONG THE TOP RUNNING BACKS IN 2025

Achane has totaled 238 carries for 1,350 rushing yards (5.7 avg.) and eight touchdowns this year.

His 5.7 rushing average leads the NFL this season, while his 1,350 rushing yards are the fifth most:

NFL LEADERS IN RUSHING PRODUCTION (2025) (min. 200 attempts)					
RK.	PLAYER (TEAM)	ATT.	YDS.	AVG.	TDs
1.	DE'VON ACHANE (MIA.)	238	1,350	5.7	8
2.	Bijan Robinson (Atl.)	272	1,445	5.3	7
3.	James Cook (Buf.)	307	1,606	5.2	12
4.	Derrick Henry (Bal.)	287	1,469	5.1	16
5.	Jahmyr Gibbs (Det.)	224	1,143	5.1	13

Achane also ranks among the top five RBs in receiving production this season.

He ranks fourth in receptions (67) and receiving yards (488) and is tied for fifth most in receiving touchdowns (four) among RBs:

RECEIVING PRODUCTION AMONG NFL RUNNING BACKS (2025)				
RK.	PLAYER (TEAM)	REC.	YDS.	TDs
1.	Christian McCaffrey (SF)	96	890	7
2.	Bijan Robinson (Atl.)	76	810	4
3.	Jahmyr Gibbs (Det.)	74	583	4
4.	DE'VON ACHANE (MIA.)	67	488	4
5.	Kenneth Gainwell (Pit.)	65	422	3

Meanwhile, his 1,838 yards from scrimmage **rank fifth among all NFL players** this season:

YARDS FROM SCRIMMAGE LEADERS (2025)				
RK.	PLAYER (TEAM)	RSH. YDS.	REC. YDS.	SCRM. YDS.
1.	Bijan Robinson (Atl.)	1,445	810	2,255
2.	Christian McCaffrey (SF)	1,179	890	2,069
3.	Jonathan Taylor (Ind.)	1,559	365	1,924
4.	James Cook (Buf.)	1,606	291	1,897
5.	DE'VON ACHANE (MIA.)	1,350	488	1,838

In all, Achane has scored 12 touchdowns this season, which is tied for the 10th most among running backs in the NFL entering Week 18.

ACHANE CONTINUES TO CLIMB MIAMI'S RECORD BOOKS

RB De'Von Achane entered the top 10 on the Dolphins all-time rushing list with a 134-yard rushing performance against New Orleans in Week 13.

He has now totaled 544 carries for 3,057 yards (5.6 avg.) and 22 scores since being drafted by Miami in 2023.

His 3,057 rushing yards are the most by a Dolphins player in his three NFL seasons and rank eighth in team history:

DOLPHINS ALL-TIME RUSHING LEADERS			
RK.	PLAYER (YEARS)	ATT.	YDS. AVG.
1.	Larry Csonka (1968-74, 79)	1,506	6,737 4.5
2.	Ricky Williams (2002-03, 05, 07-10)	1,509	6,436 4.3
3.	Ronnie Brown (2005-10)	1,128	4,815 4.3
4.	Mercury Morris (1969-75)	754	3,877 5.1
5.	Jim Kick (1968-74)	997	3,644 3.7
6.	Tony Nathan (1979-87)	732	3,543 4.8
7.	Karim Abdul Jabbar (1996-99)	888	3,063 3.5
8.	DE'VON ACHANE (2023-PRES.)	544	3,057 5.6
9.	Lamar Miller (2012-15)	638	2,930 4.6
10.	Mark Higgs (1990-94)	702	2,648 3.8

Meanwhile, **his 5.6 career yards per rush average is the top mark in team history:**

DOLPHINS ALL-TIME RUSHING AVERAGE LEADERS			
RK.	PLAYER (YEARS)	ATT.	YDS. AVG.
1.	DE'VON ACHANE (2023-25)	544	3,057 5.6
2.	Mercury Morris (1969-75)	754	3,877 5.1
3.	Tony Nathan (1979-87)	732	3,543 4.8
4.	Reggie Bush (2011-12)	443	2,072 4.7
5.	Kenyan Drake (2016-19)	333	1,532 4.6

Achane's 1,350 rushing yards this year are the **third most in a single season in franchise history:**

DOLPHINS SINGLE-SEASON RUSHING YARDS LEADERS			
RK.	PLAYER	YEAR	ATT. YDS.
1.	Ricky Williams	2002	383 1,853
2.	Ricky Williams	2003	392 1,372
3.	DE'VON ACHANE	2025	238 1,350
4.	Jay Ajayi	2016	260 1,272
5.	Delvin Williams	1978	272 1,258

Along with his 488 receiving yards, Achane has produced a total of 1,838 yards from scrimmage this year, which are the **second most in a single season in team history:**

DOLPHINS SINGLE-SEASON SCRIMMAGE YARDS LEADERS			
RK.	PLAYER (YEARS)	RSH. YDS.	REC. YDS. SCRM. YDS.
1.	Ricky Williams (2002)	1,853	363 2,216
2.	DE'VON ACHANE (2025)	1,350	488 1,838
3.	Tyreek Hill (2023)	15	1,799 1,814



OFFENSE NOTES

ACHANE AMONG MOST PRODUCTIVE PLAYERS SINCE 2023

Achane has been one of the most productive players in the NFL since he entered the league in 2023.

His **5.6 yards per carry average** is the **best mark in the NFL** among running backs since 2023 and **ranks second among all players** in that span:

NFL LEADERS IN RUSHING AVERAGE (SINCE 2023) (min. 300 attempts)				
RK.	PLAYER (TEAM)	ATT.	YDS.	AVG.
1.	Lamar Jackson (Bal.)	350	2,076	5.9
2.	DE'VON ACHANE (MIA.)	544	3,057	5.6
3.	Jahmyr Gibbs (Det.)	656	3,500	5.3
4.	Derrick Henry (Bal.)	892	4,557	5.1
5.	Josh Allen (Buf.)	325	1,634	5.0

Achane has also hauled in 172 career receptions for 1,277 yards (7.4 avg.) and 13 touchdowns.

He **ranks second in the NFL in receiving touchdowns among running backs since joining the league in 2023** and **fifth in receptions and receiving yards in that span**:

RECEIVING PRODUCTION AMONG NFL RUNNING BACKS (SINCE 2023)				
RK.	PLAYER (TEAM)	REC.	YDS.	TDs
1.	Christian McCaffrey (SF)	178	1,600	14
2.	DE'VON ACHANE (MIA.)	172	1,277	13
3.	Rachaad White (TB)	153	1,142	9
	Chase Brown (Cin.)	133	935	9
	Jahmyr Gibbs (Det.)	178	1,416	9
	Bijan Robinson (Atl.)	195	1,728	9

ACHANE HAS SCORED 35 TOUCHDOWNS IN HIS CAREER

Achane, who has scored 12 touchdowns this season, has tallied a total of **35 touchdowns** (22 rushing and 13 receiving) since being drafted by Miami in 2023.

His **35 career touchdowns** are the **eighth most in franchise history** and are the **most by a Dolphins player in a three-year span**:

MOST SCRIMMAGE TOUCHDOWNS IN DOLPHINS HISTORY				
RK.	PLAYER	RSH. TDs	REC. TDs	SCRM. TDs
1.	Mark Clayton	0	81	81
2.	Nat Moore	1	74	75
3.	Mark Duper	0	59	59
4.	Larry Csonka	53	4	57
5.	Ricky Williams	48	6	54
6.	Chris Chambers	0	43	43
	Ronnie Brown	36	2	38
8.	DE'VON ACHANE	22	13	35
9.	Karim Abdul-Jabbar	33	1	34
10.	Paul Warfield	0	33	33



Achane is only the **sixth running back since 1970 with at least 20 rushing touchdowns and 10 receiving touchdowns in his first three NFL seasons**, joining Hall of Famer Marcus Allen, Roger Craig, Chuck Foreman, Alvin Kamara and Christian McCaffrey.

His 13 receiving touchdowns are tied with Kelvin Bryant and Roger Craig for the **fourth most by a running back in his first three seasons since 1970**. Only Chuck Foreman (17), Christian McCaffrey (15) and Austin Ekeler (14) had more.

With 12 touchdowns from scrimmage this season (eight rushing and four receiving), Achane is just the **12th player in NFL history to score at least 11 touchdowns in each of his first three seasons**. He joins Marcus Allen, Earl Campbell, Eric Dickerson, Jahmyr Gibbs, Bob Hayes, Abner Haynes, Randy Moss, Barry Sanders, Gale Sayers, Emmitt Smith and Ricky Watters.

He is also **one of just three players in NFL history with five-plus rushing touchdowns and three-plus receiving touchdowns in each of his first three NFL seasons** (Roger Craig & Abner Haynes).

ACHANE HAS HAD FOUR 100-YD RUSHING GAMES IN 2025

Achane, who also tallied 128 rushing yards in Week 6 against the Chargers, followed up his Week 10 performance by rushing for 120 yards in Week 11 against Washington and for 134 yards in Week 13 against New Orleans. **His four games of at least 100 rushing yards are tied for fifth most in the NFL this year**:

MOST 100-YDS RUSHING GAMES (2025)			
RK.	PLAYER	TEAM	GAMES
1.	James Cook	Buffalo	9
2.	Derrick Henry	Baltimore	7
3.	Jonathan Taylor	Indianapolis	5
	Bijan Robinson	Atlanta	5
5.	DE'VON ACHANE	MIAMI	4
	Christian McCaffrey	San Francisco	4
	Breece Hall	N.Y. Jets	4



OFFENSE NOTES

ACHANE ECLIPSED 1,000 RUSHING YARDS

RB De'Von Achane surpassed 1,000 rushing yards on the season after totaling 134 yards on 22 carries (6.1 avg.) and a touchdown in Miami's Week 13 victory over New Orleans.

He became the **fourth player in Dolphins history to reach the mark in the first 12 games of a season**, joining Larry Csonka (1972), Delvin Williams (1978) and Ricky Williams (2002 & 2003).

Achane is the Dolphins' 12th 1,000-yard rusher and just the third in the last 10 seasons, joining Jay Ajayi (2016) and Raheem Mostert (2023).

ACHANE SURPASSED 2,000 RSH. YDS. & 1,000 REC. YDS.

Achane became the **first Dolphins player ever to total 2,000 rushing yards along with 1,000 yards receiving** in his first three NFL seasons and fifth overall. He also is the fifth Dolphin to reach 2,000 rushing yards in his first three years in the league.

His 2,974 career rushing yards are the **most by a Dolphins player in his first three NFL seasons**.

Meanwhile, **his 1,248 career receiving yards rank third** among Miami running backs in their first three NFL seasons since the 1970 AFL-NFL Merger.

WADDLE REACHES 5,000 CAREER RECEIVING YARDS

WR Jaylen Waddle has totaled 373 career receptions for 5,039 yards (13.5 avg.) and 26 touchdowns. He is the sixth player in franchise history to surpass 5,000 receiving yards with the team:

DOLPHINS ALL-TIME RECEIVING YARDS LEADERS				
RK.	PLAYER (YEAR)	REC.	YDS.	TDs
1.	Mark Duper (1982-92)	511	8,869	59
2.	Mark Clayton (1983-92)	550	8,643	81
3.	Nat Moore (1974-86)	510	7,546	74
4.	Chris Chambers (2001-07)	405	5,688	43
5.	O.J. McDuffie (1993-00)	415	5,074	29
6.	JAYLEN WADDLE (2021-25)	373	5,039	26

Waddle also became the second-fastest Dolphins player to reach 5,000 yards with the team, doing so in 77 games:

FASTEST PLAYERS TO REACH 5,000 REC. YDS. AS A DOLPHIN			
RK.	PLAYER	YDS.	GAMES
1.	Mark Duper	5,068	74
2.	JAYLEN WADDLE	5,039	77
3.	Mark Clayton	5,061	81
4.	Chris Chambers	5,019	87
5.	Nat Moore	5,045	103
6.	O.J. McDuffie	5,002	112

His 5,039 career yards are also the **most by a Dolphins player in his first five NFL seasons**:

RECEIVING PRODUCTION IN FIRST FIVE NFL SEASONS BY A DOLPHINS PLAYER				
RK.	PLAYER	REC.	YDS.	TDs
1.	JAYLEN WADDLE	373	5,039	26
2.	Chris Chambers	315	4,596	39
3.	Mark Clayton	255	4,425	40
4.	Mark Duper	224	4,272	32

WADDLE AMONG MOST PRODUCTIVE RECEIVERS SINCE 2021

Waddle's 5,039 career receiving yards are tied for the **10th most in the NFL among wide receivers since he entered the league in 2021**:

NFL RECEIVING YARDS LEADERS SINCE 2021 AMONG WIDE RECEIVERS				
RK.	PLAYER (CURRENT TEAM)	REC.	YDS.	TDs
1.	Justin Jefferson (Min.)	483	6,979	35
2.	Ja'Marr Chase (Cin.)	512	6,741	53
3.	CeeDee Lamb (Dal.)	496	6,477	36
4.	Amon-Ra St. Brown (Det.)	536	6,113	44
5.	Davante Adams (LAR)	471	6,065	55
6.	Tyreek Hill (Mia.)	451	5,972	36
7.	A.J. Brown (Phi.)	402	5,903	37
8.	Stefon Diggs (NE)	447	5,303	36
9.	DJ Moore (Chi.)	399	5,046	31
10.	JAYLEN WADDLE (MIA.)	373	5,039	26

Waddle's 5,039 receiving yards are the **third-most among wide receivers from the 2021 NFL Draft**:

MOST RECEIVING YARDS BY WRs DRAFTED IN 2021				
RK.	PLAYER	TEAM	REC.	YDS.
1.	Ja'Marr Chase	Cin.	512	6,741
2.	Amon-Ra St. Brown	Det.	536	6,113
3.	JAYLEN WADDLE	MIA.	373	5,039
4.	DeVonta Smith	Phi.	382	4,967
5.	Nico Collins	Hou.	289	4,347

WADDLE HAS 13 GAMES OF 100-PLUS RECEIVING YARDS

WR Jaylen Waddle has recorded 13 games of 100-plus receiving yards, the **fifth most in team history**:

MOST 100-YARD RECEIVING GAMES IN DOLPHINS HISTORY			
RK.	PLAYER (YEARS)	GAMES	
1.	Mark Duper (1982-92)	28	
2.	Mark Clayton (1983-92)	22	
3.	Tyreek Hill (2022-25)	19	
4.	Chris Chambers (2001-07)	17	
5.	JAYLEN WADDLE (2021-25)	13	

He is also tied for the third most among players from the 2021 NFL Draft:

MOST 100-YARD RECEIVING GAMES FROM 2021 NFL DRAFT CLASS			
RK.	PLAYER	TEAM	GAMES
1.	Ja'Marr Chase	Cin.	26
2.	Amon-Ra St. Brown	Det.	23
3.	JAYLEN WADDLE	MIA.	13
	DeVonta Smith	Phi.	13



OFFENSE NOTES

EWERS IMPRESSES IN FIRST TWO NFL STARTS

Rookie QB Quinn Ewers made his NFL starting debut in Week 16 against the Bengals. He completed 20-of-30 passing attempts (66.7 pct.) for 260 yards with two interceptions.

His 260 passing yards were the second most by a Dolphins rookie quarterback in their first career start behind only Hall of Famer Dan Marino, who had 322 in his first start against Buffalo in 1983.

Ewers's 260 passing yards were also the most by any rookie quarterback in their first NFL start this season.

Ewers then led the Dolphins to a 20-17 win over Tampa Bay in Week 17, his second career start, completing 14-of-22 passing attempts for 172 yards and two touchdowns with a 118.0 passer rating.

In the first half alone, Ewers threw for 144 yards and two touchdowns, including a 63-yard dart to fellow rookie WR Theo Wease Jr., the first score of their careers.

His 144 passing yards in Week 17 were the most by any rookie in the NFL in the first half of a game this year. Ewers also became the first Dolphins rookie to throw two touchdown passes in the first half of a game since Dan Marino in 1983.

WALLER HAS ADDED IMMEDIATE VALUE TO MIAMI'S OFFENSE

Pro Bowl TE Darren Waller, who Miami added via a trade with the N.Y. Giants prior to the 2025 season, has appeared in nine games with three starts this year, recording 24 receptions for 283 yards (11.8 avg.) and six touchdowns.

In his Dolphins debut in Week 4 against the N.Y. Jets, Waller totaled three receptions for 27 yards (9.0 avg.) and two touchdowns, becoming the first player in franchise history to have multiple receiving touchdowns in his debut with Miami:

DOLPHINS DEBUT GAMES WITH MULTIPLE TOUCHDOWNS					
PLAYER	OPP.	YEAR	RSH TD	REC TD	TDs
DARREN WALLER	NYJ	2025	0	2	2
Ricky Williams	Det.	2002	2	0	2
Robert Edwards	Det.	2002	1	1	2
Jim Braxton	at SD	1978	2	0	2
Abner Hayes	Den.	1967	2	0	2

He followed his Week 4 performance with another touchdown on five receptions for 78 yards (15.6 avg.) in Week 5 at Carolina and two receptions for 12 yards (6.0 avg.) and a touchdown against the Chargers in Week 6.

He became the first Dolphin to catch a touchdown in each of his first three games with the team.

In Week 15 at Pittsburgh, Waller hauled in two touchdown receptions, becoming the first tight end in franchise history to log multiple games with at least two receiving touchdowns in a single season.

WALLER IS AMONG THE TOP 10 SCORING TIGHT ENDS

Despite playing only nine games this year, Waller's six touchdown receptions are tied for the seventh most in the NFL among tight ends this season.

TOUCHDOWN RECEPTION LEADERS AMONG TIGHT ENDS (2025)					
RK.	PLAYER (TEAM)	GP	REC.	YDS.	TDs
1.	Dallas Goedert (Phi.)	15	60	591	11
	Trey McBride (Ari.)	16	119	1174	11
3.	Jake Ferguson (Dal.)	16	81	595	8
	George Kittle (SF)	10	52	599	7
	Hunter Henry (NE)	16	55	712	7
	Brock Bowers (LV)	12	64	680	7
7.	DARREN WALLER (MIA)	9	24	283	6
	Colby Parkinson (LAR)	13	33	319	6
	Tucker Kraft (GB)	8	32	489	6
	AJ Barner (Sea.)	16	50	505	6
	Harold Fannin Jr. (Cle.)	16	72	731	6

His six receiving touchdowns are also tied for the fourth most by a tight end in a single season in Dolphins history.

WASHINGTON HAS BEEN VERSATILE FOR MIAMI

Second-year WR Malik Washington has been a key contributor in Miami's run, passing and return game.

He has tallied 43 catches for 311 receiving yards (7.2 avg.) and two scores in addition to 15 carries for 88 rushing yards (5.9 avg.) and a touchdown. His 88 rushing yards are the second most by a wide receiver in the NFL this year (Malachi Corley, Cle., 109).

Washington has also logged 1,169 yards in the return game on special teams (911 KOR & 258 PR), in addition to a punt returned for a touchdown.

He is the only player in the NFL this year to record at least 80 yards in each of the four metrics and his 1,568 all-purpose yards this year are the sixth most in the NFL among wide receivers:

MOST ALL-PURPOSE YARDS AMONG WIDE RECEIVERS (2025)						
RK.	PLAYER (TEAM)	RSH.	REC.	KR	PR	AP
		YDS.	YDS.	YDS	YDS	YDS
1.	Chimere Dike (Ten.)	18	396	1,568	389	2,371
2.	KaVontae Turpin (Dal.)	82	396	1,599	55	2,132
3.	Myles Price (Min.)	0	0	1,479	298	1,777
4.	Jaxon Smith-Njigba (Sea.)	36	1,709	0	0	1,745
5.	Puka Nacua (LAR)	81	1,639	0	0	1,720
6.	MALIK WASHINGTON (MIA)	88	311	911	258	1,568



OFFENSE NOTES

Washington scored his first career receiving touchdown in Week 8 at Atlanta and added another against Buffalo in Week 10, along with a rushing touchdown in Week 16 against the Bengals.

He is **one of seven players in Dolphins history to record a receiving touchdown, rushing touchdown and punt return touchdown** (W2, 2025 vs. NE.)

Washington is also **one of four wide receivers** since he entered the league in 2024 to have multiple rushing touchdowns (Xavier Worthy, KC; Deebo Samuel, Was.; Puka Nacua, LAR).

GORDON II ADDS POWER TO MIAMI'S BACKFIELD

First-year **RB Ollie Gordon II** has been productive on third down and short yardage.

He boasts a **66.7 conversion rate on third-and-short**, converting eight of his 12 third down attempts from two yards or less, including a 2-yard touchdown against Buffalo in Week 3 and a 1-yard touchdown in Miami's Week 11 win over Washington in Madrid.

His 66.7 third down conversion rate from two yards or less is the **eighth-best mark in the league** among running backs with 12 or more attempts.

MIAMI'S O-LINE HAS LED THE WAY SINCE WEEK 10

Led by its offensive line, Miami has averaged **158.0 rushing yards per game** since Week 10, the **second best mark in the NFL** in that span.



Miami rushed for more than 150 yards in **four straight games from Week 10-14**, including a 239-rushing-yard performance at the Jets in Week 14.

It was the first time Miami rushed for 150-plus yards in **four straight games within a single season since 1977**.

The offensive line has not surrendered a sack in four games this year, which is **tied for the second most in the NFL**. Only Jacksonville has more with five.

Miami has rushed for at least 100 yards in each of its four games without a sack, making the Dolphins one of only three teams this year to not allow a sack while rushing for 100-plus yards in four of more games (Jacksonville, 5; Detroit, 4).

TAGOVAILOA RANKS 2ND IN COMPLETION PERCENTAGE IN NFL HISTORY

QB Tua Tagovailoa has completed 1,647-of-2,421 passes in his career for a 68.0 completion percentage, which **ranks second in NFL history**:

HIGHEST COMPLETION PERCENTAGE IN NFL HISTORY (min. 1,500 attempts)					
RK.	PLAYER	YEARS	CMP.	ATT.	CMP %
1.	Joe Burrow	2020-25	1,892	2,767	68.4
2.	TUA TAGOVAILOA	2020-25	1,647	2,421	68.0
3.	Drew Brees	2001-20	7,142	10,551	67.7
4.	Jimmy Garoppolo	2014-24	1,304	1,936	67.4
5.	Kyler Murray	2019-25	1,974	2,941	67.1

TAGOVAILOA HAS CLIMBED THE RECORD BOOK

Tagovailoa recorded his 17th career game of 300-plus passing yards earlier this year, completing 26-of-32 passes (81.3 pct.) for 315 yards and two touchdowns in Week 2 against New England.

With his Week 2 performance, Tagovailoa surpassed Ryan Tannehill for **the second most 300-yard passing games in franchise history**. Only Hall of Fame Quarterback Dan Marino has more with 63:

MOST 300-YARD PASSING GAMES IN DOLPHINS HISTORY			
RK.	PLAYER	YEARS	GAMES
1.	Dan Marino	1983-99	63
2.	TUA TAGOVAILOA	2020-Pres.	17
3.	Ryan Tannehill	2012-18	16

Tagovailoa followed that performance with multiple-touchdown outings at Buffalo in Week 3, against the Jets in Week 4, at Carolina in Week 5, at Atlanta in Week 8 and in Miami's win over the Bills in Week 10.

He completed 20-of-26 passes for 206 yards (76.9 pct.), four touchdowns and no interceptions at Atlanta in Week 8.

It was his fifth-career game with four-plus touchdown passes, breaking a tie with Hall of Fame quarterback Bob Griese for **the second-most such games in franchise history** behind only Hall of Famer Dan Marino:

MOST 4-PLUS PASSING TOUCHDOWN GAMES IN DOLPHINS HISTORY			
RK.	PLAYER	YEARS	GAMES
1.	Dan Marino	1983-99	21
2.	TUA TAGOVAILOA	2020-PRES.	5
3.	Bob Griese	1968-80	4



DEFENSE NOTES

MIAMI AMONG TOP 5 IN THIRD DOWN DEFENSE SINCE WEEK 8

The Dolphins defense has also held strong on third down since Week 8, limiting opponents to a **34.2 conversion rate**:

THIRD DOWN DEFENSE SINCE WEEK 10				
RK.	TEAM	CONV.	ATT.	RATE
1.	Seattle	37	124	29.8%
2.	Baltimore	41	130	31.5%
3.	L.A. Chargers	30	95	31.6%
4.	New Orleans	37	117	31.6%
5.	MIAMI	39	114	34.2%
6.	Cleveland	42	122	34.4%
7.	Detroit	43	118	36.4%
8.	Houston	48	131	36.6%
9.	Denver	45	121	37.2%
10.	Philadelphia	46	123	37.4%

DOLPHINS RANK SIXTH IN RUN DEFENSE SINCE WEEK 8

The Dolphins defense has allowed an average of 99.2 rushing yards per game since the team's Week 8 victory over the Falcons. That is the **sixth-best mark in the league in that span**:

FEWEST RUSHING YARDS ALLOWED PER GAME SINCE WEEK 8		
RK.	TEAM	RSH. YPG
1.	Jacksonville	82.2
2.	Denver	86.9
3.	L.A. Chargers	90.0
4.	Baltimore	90.7
5.	Houston	94.6
6.	MIAMI	99.2
7.	Tennessee	100.8
8.	Kansas City	104.3
9.	San Francisco	105.2
10.	Indianapolis	107.3

The Dolphins defense had one of its best performances of the year against Atlanta, limiting the **then-fourth-ranked Falcons rushing attack to only 45 yards on 17 carries**.

Miami then turned in a dominant performance in Week 10, **holding Buffalo to 87 rushing yards and a Bills season-low 13 points**.

The Dolphins carried that momentum into Week 11 against the Commanders, **holding Washington to zero touchdowns on three red zone trips**.

In Week 13 against New Orleans, **Miami held the Saints to 87 rushing yards**. The Dolphins then **limited the Jets to only 10 points and 65 rushing yards in Week 14**.

In Miami's Week 17 victory over the Buccaneers, the defense **held Tampa Bay to only 53 yards on the ground**.

MIAMI HAS FORCED 20 TURNOVERS SINCE WEEK 4

The Dolphins recorded their first takeaway of the season in Week 4 and have now forced 20 turnovers in the past 12 games.



Miami recovered three fumbles in Week 4 against the N.Y. Jets, two in Week 10 against Buffalo and one apiece at Carolina in Week 5, against the Chargers in Week 6, at Atlanta in Week 8, against Washington in Week 11, in Week 13 against New Orleans and against Tampa Bay in Week 17.

The Dolphins also recorded an interception at Carolina in Week 5, in Week 10 vs. Buffalo, in Week 11 vs. Washington, in Week 13 vs. New Orleans, two against Tampa Bay in Week 17 and a season-high three picks in Week 14 at the N.Y. Jets.

Miami's 20 takeaways since Week 4 are tied for the fourth most in the NFL in that span:

TAKEAWAYS SINCE WEEK 4				
RK.	TEAM	FR	INT	TAKEAWAYS
1.	Chicago	9	18	27
2.	Houston	7	17	24
3.	Jacksonville	7	14	21
4.	MIAMI	11	9	20
	L.A. Chargers	4	16	20
6.	L.A. Rams	6	14	19
	Seattle	7	12	19
8.	Tampa Bay	7	11	18
	Baltimore	8	10	18
	Pittsburgh	7	11	18

Meanwhile the Dolphins' 10 fumble recoveries are the most in the NFL since Week 4:

FUMBLE RECOVERIES SINCE WEEK 4		
RK.	TEAM	FR
1.	MIAMI	11
2.	Chicago	9
3.	New Orleans	8
	Baltimore	8
	Arizona	8
	New England	8
	Minnesota	8



DEFENSE NOTES

BROOKS LEADS THE NFL IN TACKLES

LB Jordyn Brooks, who was named to his first-career team captaincy in 2025, **leads the NFL with 174 tackles** (95 solo) entering Week 18:

NFL LEADERS IN TACKLES (2025)				
RK.	PLAYER (TEAM)	SOLO	ASST.	TKLS
1.	JORDYN BROOKS (MIA.)	95	79	174
2.	Devin White (LV)	92	76	168
3.	Bobby Wagner (Was.)	78	79	157
4.	Jack Campbell (Det.)	82	74	156
5.	Cedric Gray (Ten.)	92	60	152

His 174 tackles this season are the **seventh most in a single season in franchise history**:

DOLPHINS SINGLE-SEASON LEADERS IN TACKLES			
RK.	PLAYER	YEAR	TKLS
1.	Steve Towle	1976	217
2.	Zach Thomas	2002	195
3.	Zach Thomas	2003	184
4.	Zach Thomas	1996	180
	Zach Thomas	2001	180
6.	Rusty Chambers	1979	178
7.	JORDYN BROOKS	2025	174
8.	Earnie Rhone	1981	171
9.	Zach Thomas	2004	168
10.	Zach Thomas	1999	167

Brooks has also tallied one fumble recovery, a forced fumble and 3.5 sacks this year. **He is one of only two players in the NFL to have recorded 100-plus tackles and 3.0 sacks in each of the last three seasons** (Lavonte David, TB).

He is also one of only two players in the NFL this year to have recorded 150 tackles, multiple sacks, a forced fumble and a fumble recovery (Jack Campbell, Det.).

Brooks tallied 18 tackles (15 solo) in Week 4 against the Jets. His 15 solo tackles that week were the most by a Dolphins defender since at least 1999.

He then posted an impressive 20 stops (10 solo) in Miami's Week 11 victory over Washington in Madrid, earning **AFC Defensive Player of the Week** honors for the second time this year. **It was the most total tackles by a Dolphins player since Zach Thomas had 21 in 2006 at Buffalo.**

He is the first NFL player to have multiple games with 18-plus tackles in a season since Alex Singleton (Den.) in 2022 and the only Dolphin to do so since at least 2000.

Brooks, who also earned **AFC Defensive Player of the Week** honors for his performance in Week 8, tallied a total of 10 tackles (seven solo), 1.0 sack and three tackles for loss against Atlanta.

In Miami's Week 10 win over Buffalo, Brooks totaled a team-leading 12 tackles (six solo), two tackles for loss and a forced fumble, becoming **the only player to post that stat line in a game this season.**

BROOKS HAS REACHED 100 TACKLES IN FIVE-STRAIGHT SEASONS

Brooks's 12 tackles against the Bills in Week 10 pushed him past the 100-tackle mark for the fifth-consecutive season.

He is one of just seven active players to post 100 tackles in five or more consecutive seasons and the **first Dolphin to total 100 tackles in back-to-back seasons since Jerome Baker in 2019-20.**

BROOKS SURPASSES 800 CAREER TACKLES

Brooks surpassed 800 career tackles after posting 13 tackles (seven solo) in Week 15 at Pittsburgh. He is **the fifth player since 2000 to reach 800 tackles in the first six seasons of his NFL career**, joining Roquan Smith, Patrick Willis, Luke Kuechly and Foyesade Oluokun.

MOST TACKLES BY PLAYERS IN THEIR FIRST SIX NFL SEASONS (SINCE 2000)				
RK.	PLAYER (TEAMS)	SOLO	ASST.	TKLS
1.	Roquan Smith (Chi./Bal.)	534	316	850
2.	JORDYN BROOKS (SEA./MIA.)	489	340	829
3.	Luke Kuechly (Car.)	516	302	818
4.	Patrick Willis (SF)	622	190	812
5.	Foye Oluokun (Atl./Jax.)	507	305	811

Meanwhile, his 829 career tackles **rank fourth in the NFL** since he entered the league in 2020:

MOST TACKLES (SINCE 2020)				
RK.	PLAYER (CURRENT TEAM)	SOLO	ASST.	TKLS
1.	Bobby Wagner (Was.)	504	416	920
2.	Roquan Smith (Bal.)	536	374	910
3.	Foye Oluokun (Jax.)	545	364	908
4.	JORDYN BROOKS (MIA.)	489	340	829
5.	Bobby Okereke (NYG)	456	274	730
	Alex Singleton (Den.)	413	317	730

Brooks has tallied 317 tackles since joining the Dolphins in 2024, **the most by a player in his first two seasons with the team** since 1994 when solo tackles began to be recorded:

MOST TACKLES BY A DOLPHINS PLAYER IN HIS FIRST TWO YEARS WITH THE TEAM (SINCE 1994)				
RK.	PLAYER (YEARS)	SOLO	ASST.	TKLS
1.	JORDYN BROOKS (2024-25)	181	133	317
2.	Zach Thomas (1996-97)	198	84	282
3.	Kiko Alonso (2016-17)	149	83	232
4.	Kevin Burnett (2011-13)	164	52	216
5.	Jerome Baker (2018-19)	130	70	200



DEFENSE NOTES

DODSON CONTINUES TO MAKE AN IMPACT

LB Tyrel Dodson has recorded 121 tackles (72 solo), along with 5.0 sacks, a forced fumble, a fumble recovery and an interception this year.



He is the only player in the NFL this year with at least 100 tackles, 5.0 sacks, one forced fumble, a fumble recovery and an interception.

His 121 tackles are the second most among Dolphins defenders behind linebacker Jordyn Brooks's 174. **It's the first time Miami has two defenders with more than 120 tackles in a season since at least 2000.**

Eleven of his 121 tackles came in the form of solo stops at Buffalo in Week 3, a career high for Dodson.

He followed that performance by recording nine tackles (five solo), 1.0 sack and a forced fumble against the Jets in Week 4.

In Week 11 against the Commanders in Madrid, Dodson recorded 11 tackles (three solo) and 1.0 sack. It was his third game with 10-plus tackles this season.

Dodson also tallied 13 tackles (six solo) in Week 1 at Indianapolis and a team-leading nine tackles (six solo) against New England in Week 2.

He surpassed 300 career tackles after recording nine stops against Baltimore in Week 9.

BRADLEY CHUBB PICKED UP WHERE HE LEFT OFF

LB Bradley Chubb, who missed the 2024 campaign due to injury, leads the team with 8.5 sacks this year.

With a sack in Weeks 1, 2 and 3, **Chubb became the first Dolphins player to record a sack in each of the first three games of the year** since Trace Armstrong recorded four-straight games with a sack to the start the 2000 season.

Chubb followed that up with a strip-sack of Panthers QB Bryce Young in Week 5 at Carolina, recovering the fumble on the Panthers' opening drive.

He then added a sack of Bills QB Josh Allen during Miami's Week 10 victory over Buffalo and another drop of Saints QB Tyler Shough in Week 13.

In Week 17, Chubb sacked Tampa Bay's QB Baker Mayfield twice, including a strip-sack, which was recovered by Miami.

The play marked Chubb's **15th-career forced fumble**. It was also Chubb's 13th-career strip-sack and his second this season.

Chubb has tallied 46 tackles (23 solo), 8.5 sacks, eight tackles for loss, two forced fumbles and one fumble recovery this season.

A two-time Pro Bowl selection (2020, 2022) and a 2025 Dolphins team captain, Chubb has recorded 302 career tackles (180 solo), 48.0 sacks, one interception, 15 forced fumbles and four fumble recoveries.

His 48.0 sacks rank seventh among active outside linebackers since he entered the league in 2018, while **his 15 forced fumbles are the fifth most** in that span:

MOST SACKS AMONG ACTIVE OLBs (SINCE 2018)			
RK.	PLAYER	CURRENT TEAM	SACKS
1.	T.J. Watt	Pit.	108.0
2.	Khalil Mack	LAC	72.5
3.	Matthew Judon	Buf.	60.0
4.	Haason Reddick	TB	59.0
5.	Josh Sweat	Ari.	54.0
	Von Miller	Was.	54.0
7.	BRADLEY CHUBB	MIA.	48.0
8.	Bud Dupree	LAC	46.5
9.	Jadeveon Clowney	Dal.	43.5
10.	Andrew Van Ginkel	Min.	35.5

MOST FORCED FUMBLES AMONG ACTIVE OLBs (SINCE 2018)			
RK.	PLAYER	CURRENT TEAM	FFs
1.	T.J. Watt	Pit.	35
2.	Khalil Mack	LAC	27
3.	Haason Reddick	TB	17
4.	Lavonte David	TB	16
5.	BRADLEY CHUBB	MIA.	15
6.	Bud Dupree	LAC	12
7.	Zaire Franklin	Ind.	11
8.	Jadeveon Clowney	Dal.	11
9.	Josh Sweat	Ari.	11
10.	Jerome Baker	Cle.	8



DEFENSE NOTES

FITZPATRICK HAS PRODUCED IN HIS RETURN TO MIAMI

S Minkah Fitzpatrick, who is on his second stint with Miami, leads the team's secondary with 74 tackles (56 solo), one interception, one forced fumble, two fumble recoveries and 1.0 sack this season, along with eight special teams tackles.



He recorded Miami's first interception of the season in Week 5 at Carolina and the team's first fumble recovery this year in Week 4 against the Jets.

He added another fumble recovery in Miami's Week 10 victory over the Bills, helping the Dolphins turn in one of their best defensive performances of the year.

That week, Fitzpatrick combined with **CB Jack Jones** on a tackle to stop Bills WR Khalil Shakir just short of the goal line on a two-point conversion attempt, keeping Miami in control and on track to secure the victory.

In Miami's Week 13 victory over New Orleans, Fitzpatrick **intercepted a potentially game-tying two-point attempt and returned it the length of the field for a defensive two-point conversion**, the first by Miami since 2016.

He also **strip-sacked Saints QB Tyler Shough**, which was recovered by **DT Zach Sieler**. It was Fitzpatrick's first career sack and sixth forced fumble.

Fitzpatrick has totaled 680 tackles (454 solo), 1.0 sack 21 interceptions with four returned for touchdowns, 60 passes defended, six forced fumbles and seven fumble recoveries in his career.

His 21 interceptions are tied for the fifth-most among active players since he entered the NFL in 2018:

MOST INTERCEPTIONS AMONG ACTIVE PLAYERS (SINCE 2018)			
RK.	PLAYER	TEAM	INTs
1.	Kevin Byard	Ten./Phi./Chi.	27
2.	Jessie Bates III	Cin./Atl.	27
3.	Donte Jackson	Car./Pit./LAC	23
4.	Harrison Smith	Min.	22
5.	MINKAH FITZPATRICK	MIA./PIT.	21
	Quandre Diggs	Det./Sea./Ten.	21
	Marlon Humphrey	Bal.	21

MIAMI'S SECONDARY HAS PLAYMAKING ABILITY

Miami signed **CB Jack Jones** and **CB Rasul Douglas** to strengthen the cornerback room.

Jones, who has started all 16 games at cornerback for Miami this year, **has forced three pivotal turnovers**.

In Miami's Week 4 win over NYJ, he punched the ball out of Jets RB Braelon Allen's hands at the goal line to keep the Jets from scoring. **S Minkah Fitzpatrick** recovered the fumble and the offense capitalized.

In Miami's Week 10 win over Buffalo, Jones punched the ball out of Bills RB James Cook's hands, forcing a fumble that was recovered by **CB JuJu Brents**.

In Week 11 against Washington, Jones intercepted QB Marcus Mariota on the first play of overtime, putting Miami's offense in position to secure the win.

Douglas forced a fumble in Week 6 against LAC and recorded an interception each in Week 13 vs. the Saints and in Week 14 at the Jets. He has appeared in 14 games this year with 12 starts, recording 59 tackles (35 solo), two interceptions, 1.0 sack, 12 passes defended and one forced fumble.

He has recorded 484 career tackles (380 solo) along with **91 passes defended, the sixth most by active players since he entered the NFL in 2017:**

MOST PASSES DEFENSED AMONG ACTIVE PLAYERS (SINCE 2017)			
RK.	PLAYER	TEAMS	PD
1.	Denzel Ward	Cle.	104
2.	Marlon Humphrey	Bal.	103
3.	Jalen Ramsey	Jax./LAC/Mia./Pit.	101
4.	Marshon Lattimore	NO/Was.	98
5.	Carlton Davis III	TB/Det./NE	93
6.	RASUL DOUGLAS	PHI./CAR./GB/BUF./MIA.	91

The Dolphins also added two safeties in free agency, signing **S Ashtyn Davis** and **S Ifeatu Melifonwu**.

Melifonwu made a momentum-changing play during Miami's Week 10 victory over the Bills when he intercepted QB Josh Allen in the end zone. The pick put an end to a Buffalo 14-play, 77-yard drive and kept the Bills scoreless in the first half.

Melifonwu has appeared in 15 games with seven starts this season, recording 47 tackles (28 solo), 1.0 sack, one pass defended and the interception.

Meanwhile Davis, who **recorded an interception against Tampa Bay in Week 17**, has played in 14 games with 11 starts this year and has recorded 58 tackles (39 solo), one forced fumble, four passes defended and the interception.



DEFENSE NOTES

SIELER IS A VETERAN ANCHOR FOR MIAMI'S DEFENSE

DT Zach Sieler has tallied 44 tackles (27 solo) this year, five of which came in Miami's Week 4 victory over the New York Jets on Monday Night Football.

He also recorded two tackles for loss and a sack in Miami's Week 10 win over Buffalo, another sack in Week 15 at Pittsburgh and in Week 16 vs. Cincinnati, a fumble recovery in the team's victory over the Saints in Week 13 and a season-high 2.5 sacks against the Jets in Week 14.

Out of his 5.5 sacks this season, 4.5 have come in the last four games, which is **tied for the fifth most in the NFL since Week 13**.

Meanwhile his 5.5 sacks this year are **tied for the fifth most in the NFL** among defensive tackles.

Sieler has recorded at least one tackle in 98 consecutive games, **the longest active streak by a defensive lineman in the NFL**.

His 98-game stretch with at least one stop is the fourth-longest streak by a defensive lineman since 1987.

DOLPHINS DEFENSIVE YOUTH ARE AMONG THE MOST PRODUCTIVE IN THE NFL

Miami bolstered the defensive front with young talent via the draft, picking **DT Kenneth Grant** in the first round (13th overall), **DT Jordan Phillips** in the fifth round (143rd overall) and **DT Zeek Biggers** in the seventh round (253rd overall).

Grant ranks **third in the NFL among rookie defensive tackles with 32 stops**, while Phillips has **the fourth most with 29**.



In Miami's Week 11 win over the Commanders in Madrid, Biggers recorded a career-high seven tackles (three solo). He followed that up with a half sack against the Saints in Week 13, and the first full sack of his career against the Steelers in Week 15.

He then added a blocked field goal in Week 17 against Tampa Bay. **He is one of only four rookies this season to record a blocked field goal** (K. Crawford, Ari.; A. Gillotte, KC; N. Emmanwori, Sea.).

Biggers has totaled 18 career stops (five solo), 1.5 sacks and one tackle for loss in eight game appearances.

The Dolphins also fortified their backfield by selecting **CB Jason Marshall Jr.** (150th overall) and **S Dante Trader Jr.** (155th overall) in the fifth round.

Trader Jr., who has played in every game this season with three starts, has recorded 41 stops (21 solo), along with one pass defended, one forced fumble and one fumble recovery on special teams in Miami's Week 4 victory over the New York Jets.

Trader Jr. led the team with a career-high 12 tackles (seven solo) in Week 9 against Baltimore. **It was the most stops by a Dolphins rookie since Derrick Pope tallied 13 tackles (eight solo) at Denver in 2004.**

Trader Jr. joined Pope and Hall of Famer Zach Thomas as the only Dolphins rookies to record at least 12 stops in a game since tackles have been officially tracked.

Meanwhile, Marshall Jr. recorded his **first career interception** in Miami's Week 17 victory over the Tampa Bay Buccaneers, returning it for 24 yards.

Marshall Jr. recorded five tackles (three solo), one tackle for loss and the interception against the Buccaneers. **He was the only rookie to post such statline in Week 17 and one of only five all year.**



SPECIAL TEAMS NOTES

BAILEY HAS HAD A CAREER YEAR IN 2025

P Jake Bailey has totaled 57 punts for 2,760 yards (48.4 avg./42.8 net) this year, pinning six inside the 5-yard line, which is the second most in the NFL this year.



His 42.8 net average is currently the top single-season mark in franchise history:

DOLPHINS SINGLE-SEASON NET PUNT AVERAGE LEADERS (min. 40 punts)				
RK.	PLAYER	YEAR	AVG.	
1.	JAKE BAILEY	2025	42.8	
2.	Brandon Fields	2013	42.4	
3.	Brandon Fields	2012	41.2	
4.	Brandon Fields	2011	41.12	
5.	Matt Hack	2019	41.10	

Bailey had one of his best single-game performances in Week 5 at Carolina, punting six times for 312 yards (52.0 avg. / 52.0 net), pinning three inside the 20.

All of his six punts were downed by Miami or fair caught by the Panthers, helping set a career-best 52.0 net punt average (min. four punts).

He followed that up with three punts for 148 yards (49.3 avg. / 45.7 net) in Week 8 at Atlanta, pinning one inside the 5-yard line. He then added another three against Buffalo in Week 10 for 153 yards (51.0 avg. / 42.0 net.), with another inside the five.

In Week 13 against New Orleans, Bailey punted four times for 201 yards (50.3 avg. / 47.3 net.), with two punts inside the 20-yard line.

BAILEY IS AMONG THE TOP PUNTERS IN DOLPHINS HISTORY

Bailey, who is in his third season with Miami, boasts a net punting average of 41.4 since joining the Dolphins, the best mark in franchise history:

DOLPHINS NET PUNTING AVERAGE LEADERS (min. 120 punts)					
RK.	PLAYER	YEARS	TOTAL PUNTS	NET YDS	NET AVG.
1.	JAKE BAILEY	2023-PRES.	167	6,907	41.4
2.	Matt Haack	2017-20	307	12,294	39.9
3.	Matt Darr	2015-16	182	7,245	39.8

PATTERSON HAS BEEN RELIABLE FOR MIAMI

K Riley Patterson, who started the season on the practice squad and was signed to the active roster in Week 4, has converted 26-of-28 field goals (92.9 pct.) this year, including a **game winner in overtime against Washington in Week 11** and a **career-long 54-yarder against Pittsburgh in Week 15**

Patterson's 92.9 field goal percentage is currently the best single-season mark in franchise history:

DOLPHINS SINGLE-SEASON FIELD GOAL PERCENTAGE LEADERS (min. 15 attempts)					
RK.	PLAYER	YEAR	FGM	FGA	AVG.
1.	RILEY PATTERSON	2025	26	28	92.9
2.	Jason Sanders	2020	36	39	92.3
3.	Jay Feely	2007	21	23	91.3
	Cody Parkey	2017	21	23	91.3
5.	Olindo Mare	2001	19	21	90.5

In Miami's Week 13 win over the Saints, Patterson converted each of his four field goal attempts. It was Miami's first game with four field goals since Jason Sanders made five vs. San Francisco in Week 16 of the 2024 season.

Patterson has also connected on 33-of-34 extra point attempts (97.1 pct.).

WASHINGTON HAS SHINED IN THE RETURN GAME

Second-year **WR Malik Washington** has turned in a highlight-worthy performance in the return game this year, featuring a **74-yard punt return touchdown in Week 2 against New England**.

It was Miami's first punt return touchdown since Jakeem Grant had an 88-yard punt return touchdown in 2020 against the Rams.

He has logged 19 punt returns for 258 yards (13.6 avg.) and 911 yards on 34 kickoff returns (26.8 avg.).

Washington has been among the league's best in the return game this year, ranking **seventh in the NFL in total return yards with 1,169**:

TOTAL RETURN YARDS LEADERS (2025)				
RK.	PLAYER (TEAM)	PR YDS.	KR YDS.	TOTAL YDS.
1.	Chimere Dike	389	1,568	1,957
2.	Myles Price	298	1,479	1,777
3.	KaVontae Turpin	55	1,599	1,654
4.	Devin Duvernay	216	993	1,209
5.	Charlie Jones	115	1,084	1,199
6.	Sky Moore	291	907	1,198
7.	MALIK WASHINGTON	258	911	1,169
8.	Isaiah Williams	396	695	1,091
9.	Marvin Mims Jr.	416	658	1,074
10.	Greg Dortch	185	811	996



WHAT TO LOOK FOR IN 2025

RB DE'VON ACHANE...

- Needs eight receptions to become the fourth running back in NFL history to record at least 75 receptions in two of his first three seasons in the league.
- Has 13 receiving touchdowns. Needs two receiving touchdowns to become the third running back in NFL history to catch at least 15 touchdowns in the first three seasons of his career.
- Needs two receiving touchdowns to become the second NFL running back since 1970 to record at least six receiving touchdowns in two of his first three NFL seasons.
- Has 35 total touchdowns in his career. Needs five total touchdowns to become the 12th player since the 1970 NFL Merger to reach 40 scrimmage touchdowns in his first three NFL seasons.
- Has 35 total touchdowns. Needs three scrimmage touchdowns to tie Ronnie Brown for the seventh most in Dolphins history.
- Has 12 total touchdowns this year. Needs four scrimmage touchdowns to reach 16 and tie Lamar Smith (2002) and Karim Abdul-Jabbar (1997) for the fourth-most single-season scrimmage touchdowns in team history.
- Has 3,057 rushing yards in his three-year career. Needs 169 rushing yards to reach 3,226 and set a new Dolphins record for most rushing yards in any three-year span.
- Has four 100-yard rushing games this year. Needs one 100-yard rushing games to reach five and tie Delvin Williams and Reggie Bush for the third most in a single season in team history.
- Has 1,838 yards from scrimmage this year. Needs 379 yards from scrimmage to reach 2,217 and set a new single-season record in yards from scrimmage.

P JAKE BAILEY...

- Has 388 punts. Needs 12 punts to reach 400 in his career.

LB JORDYN BROOKS...

- Has 829 career tackles in his career. Needs 21 tackles to reach 850 in his career and become the second player since 2000 to reach that mark in his first six NFL seasons.
- Has 174 tackles this year. Needs six tackles to reach 180 and rank 4th in Dolphins history for most tackles in a single season.
- Has 174 tackles and 3.5 sacks this year. Needs a 0.5 sack to join Tyrel Dodson and Jerome Baker as the only Dolphins with at least 100 tackles and 4.0 sacks in a single season.

LB BRADLEY CHUBB...

- Has 48.0 sacks in his career. Needs 2.0 sacks to reach 50.0 in his career.
- Has 8.5 sacks this year. Needs 1.5 sacks to reach 10.0 this year and rank ninth in Dolphins history for single-season sacks by a linebacker.

S ASHTYN DAVIS...

- Has 212 tackles in his career. Needs 13 tackles to reach 225 in his career.
- Has nine interceptions in his career. Needs one interception to reach 10 in his career.
- Has 19 passes defended. Needs one pass defended to reach 20 in his career.

LB TYREL DODSON...

- Has 11.5 career sacks. Needs 3.5 sacks to reach 15.0 career sacks.
- Has 121 tackles this season. Needs four tackles to reach 125 on the year.
- Has 358 career tackles. Needs 17 tackles to reach 375 in his career.

CB RASUL DOUGLAS...

- Has 484 tackles. Needs 16 tackles to reach 500 in his career.
- Has 91 passes defended. Needs four passes defended to reach 95 in his career.

LB WILLIE GAY JR....

- Has 269 tackles. Needs six tackles to reach 275 in his career.
- Has 9.0 sacks. Needs 1.0 sacks to reach 10.0 in his career.



WHAT TO LOOK FOR IN 2025

FB ALEC INGOLD...

- Has 74 receptions in his career. Needs one reception to reach 75.

K RILEY PATTERSON...

- Has 111 total points this season. Needs one point to reach 112 and rank in the top 20 for most points in a single season in Dolphins history.

LB CHOP ROBINSON...

- Has 47 tackles. Needs three tackles to reach 50 in his career.
- Has 4.0 sacks. Needs 2.0 sacks to reach 6.0 sacks for the second consecutive season.

DT ZACH SIELER...

- Has 354 tackles. Needs 19 tackles to reach 375 in his career.
- Has 16 passes defended. Needs four passes defended to reach 20 in his career.

WR JAYLEN WADDLE...

- Has 373 receptions. Needs 27 receptions to reach 400 in his career.
- Has 5,039 receiving yards. Needs 36 receiving yards to reach 5,075 and pass O.J. McDuffie for fifth most in team history.
- Has 26 receiving touchdowns. Needs seven receiving touchdowns to reach 33 in his career and tie Paul Warfield for fifth most in Dolphins history
- Has 910 receiving yards this season. Needs 90 receiving yards to reach 1000 receiving yards in a single-season for the fourth time in his career.

TE DARREN WALLER

- Has six receiving touchdowns this year. Needs three to reach nine and set a new single-season record for most receiving touchdowns by a tight end in Dolphins history.

WR MALIK WASHINGTON...

- Has 534 receiving yards in his career. Needs 16 receiving yards to reach 550 in his career.
- Has 399 yards from scrimmage this year. Needs one yard from scrimmage to reach 400.
- Has 911 kick return yards this year. Needs 89 kick return yards to reach 1,000.
- Has 48 kick returns. Needs two kick returns to reach 50 in his career.
- Has four career touchdowns. Needs one touchdown to reach five in his career.

WR NICK WESTBROOK-IKHINE...

- Has 1,862 receiving yards. Needs 138 receiving yards to reach 2,000 in his career.
- Has 19 receiving touchdowns. Needs one receiving touchdown to reach 20 in his career.

WR CEDRICK WILSON JR....

- Has 126 receptions. Needs four receptions to reach 130 in his career.
- Has 196 punt return yards. Needs four punt return yards to reach 200 in his career.

THE MIAMI DOLPHINS...

- Have won six of the last nine game. Need to win in Week 18 to finish the season 7-3 in the last 10 games of the year. It would be the seventh time since 2000 that the Dolphins finish 7-3 or better in the last 10 games of a season. It would also be the 11th time since 2000 that an NFL team finishes the season 7-3 or better after starting 1-5 or worse.



DOLPHINS-PATRIOTS MATCHUP

SOUTH FLORIDA CONNECTIONS

PATRIOTS

K Andy Borregales	University of Miami (2021-24)
TEs Coach/PGC Thomas Brown	University of Miami (2016-18) <i>Offensive Coordinator/RBs</i>
CB Carlton Davis III	Miami Norland HS/Miami, Fla.
Sr. Personnel Executive Alonzo Highsmith	Christopher Columbus HS/Miami, Fla. University of Miami (1983-86, 2022-23) <i>Played Running Back (1983-86)</i> <i>GM of Football Operations (2022-23)</i>
RB D'Ernest Johnson	Immokalee HS/Immokalee, Fla.

SCHOOL/HOMETOWN

NEW ENGLAND AREA CONNECTIONS

DOLPHINS

Cornerbacks Coach Mathieu Araujo	Apponequet Regional HS/East Freetown, Mass. Bridgewater State University (2011-14) <i>Played Wide Receiver & Defensive Back</i> Boston College (2017-18) <i>Intern/DBs Coach (2017)</i> Yale University (2019-21) <i>DBs Coach (2019)</i> <i>DBs Coach/Recruiting Coordinator (2020-21)</i>
QBs Coach/PGC Darrell Bevell	University of Connecticut (1998-99) <i>Wide Receivers Coach</i>
Run Game Specialist Chandler Henley	Yale University (2002-06, 2015-17) <i>Played Wide Receiver (2002-06)</i> <i>Tight Ends Coach (2015-17)</i>
S Ifeatu Melifonwu	Grafton HS/South Grafton, Mass.
Head Coach Mike McDaniel	Yale University (2001-04) <i>Played Wide Receiver</i>
Head S&C Coach Dave Puloka	Arlington HS/Arlington, Mass. College of Holy Cross (1997-2000) <i>Played Defensive End</i>
Sr. Defensive Assistant Sean Ryan	Boston College (2001-02) <i>Graduate Assistant/Wide Receivers Coach</i> Harvard University (2006) <i>Running Backs Coach</i>

SCHOOL/HOMETOWN

FORMER PATRIOTS

DOLPHINS PLAYER

	NOTES
P Jake Bailey (2019-22)	58 GP; 222 punts for 10,189 yards (45.9 avg.) and a net average of 40.9.
LS Joe Cardona (2015-24)	160 GP; 20 ST tkls (13 solo), 1 ST FF.
CB Jack Jones (2022-23)	17 GP; 2 GS; 42 tkls (33 solo) 2 INTs, 1 INT returned for a TD, 7 PD, 1 FF, 1 FR.
K Riley Patterson (2021)	Spent time on the practice squad.
OL Cole Strange (2022-24)	30 GP; 29 GS.

DOLPHINS COACH/STAFF

	ROLE WITH PATRIOTS
Assistant General Manager Marvin Allen (1988-91, 1993-2008)	Played RB (1988-91); 37 GP, 3 GS; 94 carries for 378 yds (4.0 avg.), 2 TDs. Area Scout (1993-2008)
Assistant WRs Coach Jonathan Krause (2014)	Spent time on the practice squad; Won Super Bowl XLIX with the team.

ROLE WITH PATRIOTS

FORMER DOLPHINS

PATRIOTS PLAYER

	NOTES
WR Mack Hollins (IR) (2019-21)	37 GP; 5 GS; 30 rec for 399 yds (13.9 avg.) and 5 TDs; 5 ST tkls.

PATRIOTS COACH/STAFF

	ROLE WITH DOLPHINS
OL Coach Doug Marrone (1987)	Played OL; 4 GP.
DC Terrell Williams (2015-17)	Defensive Line Coach

ROLE WITH DOLPHINS

NOTABLE COLLEGE CONNECTIONS

PATRIOTS

LB Anfernee Jennings (2015-19) DT Christian Barmore (2018-20)		QB Tua Tagovailoa (2017-19) WR Jaylen Waddle (2018-20)
CB Carlton Davis III (2015-17)		LB K.J. Britt (2017-20)
DL Khyiris Tonga (2017-20)		QB Zach Wilson (2018-20)
S Jaylinn Hawkins (2015-19) S Craig Woodson (2019-24)		S Ashtyn Davis (2015-19) LB Cameron Goode (2016-21)
Special Teams Assistant Tom Quinn (1996-98) <i>Defensive Coordinator</i>		Head S&C Coach Dave Puloka (1997-2000) <i>Played Defensive End</i>
CB Marcus Jones (2019-21)		T Patrick Paul (2019-23)
T Vederian Lowe (2017-21)		DL Coach Austin Clark (2018-19) <i>Defensive Line Coach</i>
TE CJ Dippie (2021-22)		LB Chop Robinson (2021) S Dante Trader Jr. (2021-24)
T Marcus Bryant (2024)		WR Theo Wease Jr. (2023-24)
QB Drake Maye (2021-23)		Off. Asst. Rob Everett (2022) <i>Offensive Analyst</i>
C Garrett Bradbury (2014-18)		LB Bradley Chubb (2014-17)
T Thayer Munford (2017-21) RB TreVeyon Henderson (2021-24)		QB Quinn Ewers (2021)
RB Rhamondre Stevenson (2019-20)		WR Theo Wease Jr. (2019-22)
S Brenden Schooler (2016-19)		Asst. WRs Coach Jonathan Krause (2018-20) <i>Graduate Assistant</i>
T Caedan Wallace (2019-23)		LB Chop Robinson (2022-23)
TE Austin Hooper (2013-15)		P Jake Bailey (2015-18)
QB Tommy DeVito (2017-21)		S Ifeatu Melifonwu (2017-20)

DOLPHINS

NOTABLE PRO CONNECTIONS

PATRIOTS

TE Austin Hooper (2016-19) S Jaylinn Hawkins (2020-23)		HC Mike McDaniel (2015-16) <i>Offensive Assistant</i> Run Game Specialist Chandler Henley (2021) <i>Asst. OL Coach</i>
T Morgan Moses (2022-23)		DC Anthony Weaver (2021-23) <i>DL/Run Game Coord. (2021-22)</i> <i>Asst. HC/DL Coach (2023)</i>
OL Coach Doug Marrone (2013-14) Head Coach WR Stefan Diggs (2020-23)		DC Anthony Weaver (2013) <i>DL Coach</i> LB Tyrel Dodson (2019-23) CB Rasul Douglas (2023-24)
Sr. Def. Asst. Ben McAdoo (2022) <i>Offensive Coordinator</i> Asst. Offensive Line Coach Robert Kugler (2022-23) Asst. Offensive Line Coach		Sr. Defensive Assistant Sean Ryan (2021-22) <i>Quarterbacks Coach</i>
T Khyiris Tonga (2021) TEs Coach/PGC Thomas Brown (2024) <i>PGC/OC/Intern Head Coach</i> Asst. OL Coach Jason Houghtaling (2024) Asst. OL Coach		OL Larry Borom (2021-24)
RB D'Ernest Johnson (2019-22) TE Austin Hooper (2020-21)		T Kendall Lamm (2019-20)



DOLPHINS-PATRIOTS MATCHUP

NOTABLE PRO CONNECTIONS CONTINUED

PATRIOTS

LB Jahlani Tavai (2019-20)
DC Terrell Williams (2024)
DL Coach/Run Game Coord.



HC Mike Vrabel (2014-17)
LBs Coach (2014-16)
Defensive Coordinator (2017)
WR Stefan Diggs (2024)



LB K'Lavon Chaisson (2020-23)



OC Josh McDaniels (2022-23)
Head Coach
T Thayer Munford Jr. (2022-24)
LB Robert Spillane (2023-24)



TE Hunter Henry (2016-20)



DL Cory Durden (2023-24)
CB Charles Woods (2024)



ST Asst. Tom Quinn (2006-21)
Asst. Special Teams (2006, 2018-21)
Special Teams Coord. (2007-17)



WRs Coach Todd Downing (2023-24)
Passing Game Coord. (2023)
QBS Coach/PGC (2024)
OT Morgan Moses (2021, 2024)



QB Joshua Dobbs (2017-19, 2020-21)
LB Robert Spillane (2019-22)



C Ben Brown (2023)
Offensive Assistant
Chuckie Keeton (2024)
Offensive Assistant



CB Carlton Davis III (2018-23)



HC Mike Vrabel (2018-23)
Head Coach
Safeties Coach Scott Booker (2018-23)
Def. Asst. (2018-19)
Safeties (2020-23)
RBs Coach Tony Dews (2018-23)
RBs Coach (2018-22)
TEs Coach (2022)
Asst. OL Coach
Jason Houghtaling (2021-23)
OL Asst. (2021-22)
OL Coach (2023)
LB Harold Landry III (2018-24)
DC Terrell Williams (2018-23)
Defensive Line (2018-22)
Asst. HC/DL (2023)
QB Joshua Dobbs (2022)
LB Jack Gibbens (2022-24)



T Morgan Moses (2014-20)



DOLPHINS

WRs Coach Robert Prince (2014-20)
WRs Coach
QBs Coach/PGC Darrell Bevell (2019-20)
Offensive Coordinator (2019-20)
Interim Head Coach (2020)
Sr. Def. Asst. Sean Ryan (2019-20)
QBs Coach
S Ifeatu Melifonwu (2021-24)

DC Anthony Weaver (2016-20)
DL Coach (2016-19)
Def. Coord./DL Coach (2020)
Sr. Pass Game Coordinator
Bobby Slowik (2023-24)
Offensive Coordinator

QBs Coach Darrell Bevell (2021)
Off. Coordinator/Interim HC

CB Jack Jones (2023-24)

STC Craig Aukerman (2013-16)
Asst. Special Teams Coord. (2013-15)
Special Teams Coord. (2016)

STC Craig Aukerman (2024)
Asst. Special Teams Coordinator

Senior Defensive Assistant
Sean Ryan (2007-15)
Off. Quality Control (2007-09)
WRs Coach (2010-11, 2014-15)
Quarterbacks Coach (2012-13)

S Ashtyn Davis (2020-24)
QB Zach Wilson (2021-23)

S Minkah Fitzpatrick (2019-24)

LB Jordyn Brooks (2020-23)
Assistant DBs Coach
DeShawn Shead (2021-23)
Def. Asst./DBs Coach (2021)
Assistant DBs (2022)
Assistant DBs/CBs (2023)
LB Tyrel Dodson (2024)

LB K.J. Britt (2021-24)

STC Craig Aukerman (2017-23)
Asst. Special Teams Coord. (2017)
Special Teams Coord. (2018-23)
Run Game Specialist
Chandler Henley (2018-20)
Quality Control Coach
OL Aaron Brewer (2020-23)
WR Nick Westbrook-Bhine (2020-24)
T Kendall Lamm (2021)
OL Daniel Brunskill (2023-24)

LBs Coach/RGC
Joe Barry (2015-16)
Defensive Coordinator

SERIES HISTORY

REGULAR SEASON: MIAMI LEADS 63-54

POSTSEASON: NEW ENGLAND LEADS 2-1

LAST 5 MEETINGS

DATE	GAME
9/17/23	Miami 24, at New England 17
10/29/23	at Miami 31, New England 17
10/6/24	Miami 15, at New England 10
11/24/24	at Miami 34, New England 15
9/14/25	New England 33, at Miami 27

SERIES FACTS (TEAM)*

MIAMI'S LARGEST MARGIN OF VICTORY:
52 (at Miami 52, New England 0, 11/12/72)

NEW ENGLAND'S LARGEST MARGIN OF VICTORY:
43 (New England 43, at Miami 0, 9/15/19)

CURRENT SERIES STREAK:
New England, 1 (9/14/25)

MIAMI'S LARGEST WIN STREAK:
9 (9/17/89 - 11/21/93)

NEW ENGLAND'S LARGEST WIN STREAK:
7 (Twice, last: 10/4/10 - 10/27/13)

MOST POINTS BY MIAMI:
52 (at Miami 52, New England 0, 11/12/72)

MOST POINTS BY NEW ENGLAND:
49 (New England 49, at Miami 28, 10/21/07)

MOST POINTS, BOTH TEAMS:
77 (New England 49, at Miami 28, 10/21/07)

FEWEST POINTS BY MIAMI:
0 (Five times, last: New England 43, at Miami 0, 9/13/19)

FEWEST POINTS BY NEW ENGLAND:
0 (Twice, last: at Miami 21, New England 0, 12/10/06)

FEWEST POINTS, BOTH TEAMS:
3 (at New England 3, Miami 0, 12/12/82)

SERIES SUPERLATIVES*

DOLPHINS

RUSHING YARDS:
197, Mercury Morris, at Miami, 9/30/73

PASSING YARDS:
473, Dan Marino, at Miami, 9/4/94

RECEPTIONS:
12, Jim Jensen, at New England, 11/6/88

RECEIVING YARDS:
211, Irving Fryar, at Miami, 9/4/94

PATRIOTS

RUSHING YARDS:
164, Jim Nance, at Miami, 12/17/67

PASSING YARDS:
517, Tom Brady, at Miami, 9/12/11

RECEPTIONS:
13, Julian Edelman, at Miami, 12/15/13

RECEIVING YARDS:
182, Stanley Morgan, at New England, 11/8/81

* regular season only



DOLPHINS-PATRIOTS MATCHUP

HOW THEY COMPARE

DOLPHINS		CATEGORY	PATRIOTS	
STAT	RNK		RNK	STAT
308.3	25	Total Offense	4	374.5
184.4	25	Passing Offense	3	252.8
123.8	10	Rushing Offense	13	121.8
21.1	22	Scoring Offense	5	28.3
34.0	13	Sacks Allowed	26	48.0
34.6	27	Third Down Offense	7	42.6
342.0	21	Total Defense	7	302.4
216.5	18	Passing Defense	10	198.3
125.5	24	Rushing Defense	8	104.1
24.1	21	Scoring Defense	5	19.4
39.0	14t	Sacks	23t	31.0
39.4	13t	Third Down Defense	12t	38.5
20	11t	Takeaways	21	17
22	25t	Giveaways	10t	16

STATISTICAL LEADERS

CATEGORY	DOLPHINS		PATRIOTS	
	PLAYER	STAT	PLAYER	STAT
Completion Pct.	T. Tagovailoa	67.7	D. Maye	71.7
Passing Yards	T. Tagovailoa	2660	D. Maye	4203
Passer Rating	T. Tagovailoa	88.5	D. Maye	112.9
Rushing Yards	D. Achane	1350	T. Henderson	858
Yards Per Carry	D. Achane	5.7	T. Henderson	5.1
Rushing TDs	D. Achane	8	T. Henderson	7
Receptions	D. Achane	67	S. Diggs	82
Receiving Yards	J. Waddle	910	S. Diggs	970
Receiving TDs	J. Waddle	6	H. Henry	7
Tackles	J. Brooks	174	R. Spillane	97
Sacks	B. Chubb	8.5	H. Landry III	8.5
Interceptions	R. Douglas	2	J. Hawkins M. Jones	3
Forced Fumbles	B. Chubb	2	K. Chaisson	2
Special Tms Tkls	C. Goode	15	C. Elliss	18

DOLPHINS PLAYERS CAREER GAMES VS. NEW ENGLAND*

GAMES	PLAYER
12	Z. Sieler
10	T. Dodson
9	K. Lamm, J. Waddle
8	A. Davis, A. Ingold, A. Jackson, T. Tagovailoa
6	M. Fitzpatrick
5	J. Bailey, R. Douglas, Z. Wilson
4	D. Achane, A. Brewer, J. Brooks, B. Chubb, J. Hill, C. Wilson Jr.
3	L. Borom, D. Brunskill, W. Gay Jr., C. Goode, P. Paul, C. Robinson, D. Waller, M. Washington, N. Westbrook-Ikhine
2	Q. Bell, K. Britt, M. Butler, A. Green III, I. Melifonwu, J. Wright
1	Z. Biggers, J. Cardona, O. Gordon II, K. Grant, J. Jones, J. Marshall Jr., R. Patterson, J. Phillips, J. Savaiinaea, D. Trader Jr.

* regular season only

DOLPHINS PLAYERS VS. PATRIOTS*

PLAYER	GP	PASSING		YDS	PCT	TD	RTG
		A-C-I					
T. Tagovailoa	8	255-180-5	1931	70.6	13	101.3	
Z. Wilson	5	142-72-7	850	50.7	2	53.4	
TOTALS	13	397-252-12	2781	63.5	15	84.2	

PLAYER	GP	RUSHING		YDS	AVG	LG	TD
		ATT					
J. Wright	2	20	114	5.7	17	0	
D. Achane	4	25	85	3.4	12	0	
T. Tagovailoa	8	27	57	2.1	23	3	
Z. Wilson	5	8	48	6	14	0	
M. Washington	3	4	25	6.3	18	0	
C. Wilson Jr.	4	1	8	8	8	0	
O. Gordon II	1	1	8	8	8	0	
J. Waddle	9	2	6	3	8	0	
A. Ingold	8	2	5	2.5	3	1	
J. Bailey	5	1	0	0	0	0	
TOTALS	49	91	356	3.9	23	4	

PLAYER	GP	RECEIVING		YDS	AVG	LG	TD
		TOT					
J. Waddle	9	44	674	15.3	42	6	
D. Achane	4	13	119	9.2	29	3	
N. Westbrook-Ikhine	3	9	93	10.3	24	2	
C. Wilson Jr.	4	7	63	9	13	1	
D. Waller	3	6	60	10	25	2	
A. Ingold	8	5	37	7.4	11	0	
J. Hill	4	2	12	6	8	0	
O. Gordon II	1	1	5	5	5	0	
M. Washington	3	2	3	1.5	2	0	
TOTALS	39	89	1066	11.9	42	14	

PLAYER	GP	DEFENSE		TOT	SK	INT	PD	FF	FR
		NO							
M. Fitzpatrick	6	41	0	2	3	1	1		
T. Dodson	10	39	0	1	1	1	0		
Z. Sieler	12	33	4.0	0	1	1	1		
J. Brooks	4	24	1.0	0	0	0	1		
A. Davis	8	21	0	1	4	0	0		
B. Chubb	4	19	4.0	0	0	2	0		
C. Robinson	3	9	2.5	0	2	0	0		
R. Douglas	5	8	0	2	4	0	0		
W. Gay Jr.	3	7	0	1	1	0	0		
I. Melifonwu	2	5	0	0	0	0	0		
M. Butler	2	4	0	0	0	0	0		
J. Phillips	1	3	0	0	0	0	0		
J. Jones	1	2	0	0	0	0	0		
K. Grant	1	2	0	0	1	0	0		
D. Trader Jr.	1	1	0	0	0	0	0		
TOTALS	63	218	11.5	7	17	5	3		

PLAYER	GP	KICKING		LG	XPM	XPA	KO	TB
		FGM	FGA					
R. Patterson	1	2	2	44	3	3	6	0
TOTALS	1	2	2	44	3	3	6	0

PLAYER	GP	PUNTING		YDS	AVG	LG	TB	I20	NET
		NO							
J. Bailey	5	15	706	47.1	63	1	6	38.3	
TOTALS	5	15	706	47.1	63	1	6	38.3	



THE LAST MEETING

WEEK 2

Hard Rock Stadium



33-27



New England Patriots	Q1	Q2	Q3	Q4		
Miami Dolphins	12	3	8	10	—	33
	0	14	6	7	—	27

SCORING DRIVES

TEAM	QTR	TIME	SCORING PLAY	NE	MIA
Patriots	1	09:29	M.Hollins 8 yd. pass from D.Maye (kick failed, hru) (10-68, 5:31)	6	0
Patriots	1	00:49	K.Boutte 16 yd. pass from D.Maye (kick failed, wr) (11-70, 7:05)	12	0
Dolphins	2	11:19	J.Waddle 18 yd. pass from T.Tagovailoa (R.Patterson kick) (8-83, 4:30)	12	7
Patriots	2	01:56	A.Borregales 22 yd. Field Goal (15-71, 9:23)	15	7
Dolphins	2	00:33	D.Achane 29 yd. pass from T.Tagovailoa (R.Patterson kick) (6-77, 1:23)	15	14
Dolphins	3	10:41	R.Patterson 40 yd. Field Goal (7-49, 4:19)	15	17
Dolphins	3	03:37	R.Patterson 44 yd. Field Goal (9-30, 5:36)	15	20
Patriots	3	00:06	D.Maye 6 yd. run (R.Stevenson run) (5-83, 3:31)	23	20
Dolphins	4	07:18	M.Washington 74 yd. punt return (R.Patterson kick)	23	27
Patriots	4	07:06	A.Gibson 90 yd. kickoff return (A.Borregales kick) (0-0, 0:12)	30	27
Patriots	4	01:47	A.Borregales 53 yd. Field Goal (4-3, 0:25)	33	27

NEW ENGLAND PATRIOTS

PASSING	ATT	CP	YDS	SK/YD	TD	LG	INT	RTG
Drake Maye	23	19	230	3/19	2	55	0	137.3
TOTAL	23	19	230	3/19	2	55	0	137.3

RUSHING	ATT	YDS	AVG	LG	TD
Rhamondre Stevenson	11	54	4.9	21	0
Drake Maye	10	31	3.1	13	1
Antonio Gibson	5	27	5.4	15	0
TreVeyron Henderson	3	10	3.3	6	0
TOTAL	29	122	4.2	21	1

RECEIVING	NO	YDS	AVG	LG	TD
Rhamondre Stevenson	5	88	17.6	55	0
Stefon Diggs	4	32	8.0	10	0
Austin Hooper	3	38	12.7	22	0
TreVeyron Henderson	2	30	15.0	15	0
Kayshon Boutte	1	16	16.0	16	1
Hunter Henry	1	9	9.0	9	0
DeMario Douglas	1	8	8.0	8	0
Mack Hollins	1	8	8.0	8	1
Antonio Gibson	1	1	1.0	1	0
TOTAL	19	230	12.1	55	2

INTERCEPTIONS	TOT	YDS	AVG	LONG	TD
Marte Mapu	1	20	20.0	20	0

SACKS
Harold Landry III [1.0/2.0], Milton Williams [2.0/10.0], Robert Spillane [1.0/0.0], K'Lavon Chaisson [1.0/6.0]

GAME RECAP

After falling behind 12-0 in the first quarter, Miami responded with a pair of touchdown passes from quarterback Tua Tagovailoa. Wide receiver Jaylen Waddle pulled in an 18-yard score in the second quarter, and running back De'Von Achane followed with a 29-yard catch-and-run touchdown just before halftime. That cut the deficit to 15-14, giving the Dolphins momentum heading into the break.

The spark carried over into the third quarter. Wide receiver Tre'von Hill hauled in a 47-yard deep ball on Miami's opening drive of the half which set up a 40-yard field goal by kicker Riley Patterson, giving the Dolphins a 17-15 lead. Patterson added another kick minutes later to stretch the margin to 20-15.

Linebacker Jordyn Brooks added to the surge with an 11-yard sack of Patriots quarterback Drake Maye as the defense forced a quick punt. New England answered late in the quarter when running back Rhamondre Stevenson hauled in a 55-yard pass that set up a 6-yard scramble for a score, giving the Patriots a 23-20 advantage.

With 7:38 remaining in the game, wide receiver Malik Washington flipped the momentum back in Miami's favor with a 74-yard punt return touchdown to give the Dolphins a 27-23 advantage. New England was quick to respond, as return man Antonio Gibson took the ensuing kickoff 90 yards for a touchdown, swinging the lead back to New England, 30-27.

Miami's offense continued to battle. Tagovailoa connected with wide receiver Nick Westbrook-Ikhine for a pair of first downs to linebacker Marte Mapu intercepted Tagovailoa, which led to a Patriots field goal. The Dolphins had one last chance in the final minute. Achane nearly broke free on a catch-and-run before stepping out of bounds at the New England 26-yard line. Two penalties and a sack ended the drive, and the Patriots kneeled out the clock.

MIAMI DOLPHINS

PASSING	ATT	CP	YDS	SK/YD	TD	LG	INT	RTG
Tua Tagovailoa	32	26	315	5/18	2	47	1	115.5
TOTAL	32	26	315	5/18	2	47	1	115.5

RUSHING	ATT	YDS	AVG	LG	TD
De'Von Achane	11	30	2.7	9	0
Malik Washington	3	23	7.7	18	0
Ollie Gordon II	1	8	8.0	8	0
TOTAL	15	61	4.1	18	0

RECEIVING	NO	YDS	AVG	LG	TD
De'Von Achane	8	92	11.5	29	1
Tyreek Hill	6	109	18.2	47	0
Jaylen Waddle	5	68	13.6	23	1
Nick Westbrook-Ikhine	2	18	9.0	11	0
Alec Ingold	2	13	6.5	9	0
Dee Eskridge	1	8	8.0	8	0
Ollie Gordon II	1	5	5.0	5	0
Malik Washington	1	2	2.0	2	0
TOTAL	26	315	12.1	47	2

INTERCEPTIONS	TOT	YDS	AVG	LONG	TD
None					

SACKS
Jordyn Brooks [1.0/11.0], Bradley Chubb [1.0/3.0], Chop Robinson [1.0/5.0]

Team Statistics	Patriots	Dolphins
First Downs	18	16
3rd-Down Eff. (Made/Att/Pct)	7/12/58%	4/10/40%
4th-Down Eff. (Made/Att/Pct)	1/1/100%	0/2/0%
Total Net Yards	333	358
Total Plays	55	52
Yards Per Play	6.1	6.9
Rushes/Net Yards	29/122	15/61
Net Passing	211	297
Pass Attempts/Completions	23/19	32/26
Had Intercepted	0	1
Sacked/Yards Lost	3/19	5/18
Punts/Average	2/68.0	2/44.0
Penalties/Yards	12/75	10/65
Fumbles/Lost	1/0	0/0
Possession Time	33:45	26:15



FREE AGENCY TRACKER & ACQUISITIONS

The Dolphins were active in the 2025 free agency market and made several moves in the offseason. The team re-signed two players and also added 20 veterans to the roster this year. Below tracks the players the team has signed, as well as those who ended the 2024 season on Miami's roster and their current status.

PLAYERS RETAINED OR ADDED

RE-SIGNED (2)

Tyrel Dodson	LB
Dee Eskridge	WR

UNRESTRICTED FREE AGENTS SIGNED (7)

Larry Borom	OL	Chicago
K.J. Britt	LB	Tampa Bay
Ashtyn Davis	S	N.Y. Jets
Willie Gay Jr.	LB	New Orleans
Ifeatu Melifonwu	S	Detroit
Nick Westbrook-Ikhine	WR	Tennessee
Zach Wilson	QB	Denver

FREE AGENTS SIGNED (9)

Daniel Brunskill	OL
Joe Cardona	LS
Rasul Douglas	CB
Greg Dulcich	TE
Jack Jones	CB
A.J. Green III	CB
Kendall Lamm	T
Riley Patterson	K
Cedrick Wilson Jr.	WR

ACQUIRED VIA TRADE (2)

Minkah Fitzpatrick	S	Pittsburgh
Darren Waller	TE	N.Y. Giants

ACQUIRED VIA WAIVERS (3)

Matthew Butler	DT	Las Vegas
----------------	----	-----------

PLAYERS FROM 2024 ROSTER NOT CURRENTLY WITH THE DOLPHINS

**53-man roster at the end of the season*

FREE AGENTS (15)

Braxton Berrios	WR	Houston
Calais Campbell	DT	Arizona
River Cracraft	WR	
Da'Shawn Hand	DT	L.A. Chargers
Jevón Holland	S	N.Y. Giants
Tyler Huntley	QB	Baltimore
Robert Jones	OL	Dallas
Jake McQuaide	LS	L.A. Rams
Siran Neal	CB	San Francisco
Emmanuel Ogbah	LB	Jacksonville
Jordan Poyer	S	Buffalo
Duke Riley	LB	
Jack Stoll	TE	New Orleans
Anthony Walker Jr.	LB	Indianapolis
Isaiah Wynn	OL	

RELEASED (3)

Kendall Fuller	CB	
Raheem Mostert	RB	Las Vegas
Durham Smythe	TE	Chicago

TRADED (3)

Jaelan Phillips	LB	Philadelphia
Jalen Ramsey	CB	Pittsburgh
Jonnu Smith	TE	Pittsburgh

RETIRED (1)

Terron Armstead	T	
-----------------	---	--

as of Dec. 30, 2025



MIAMI DOLPHINS 2025 ROOKIE CLASS


Rd 7 // Pick 253



**Zeek
BIGGERS**

Georgia Tech // DT
6-6 // 319


Rd 7 // Pick 231



**Quinn
EWERS**

Texas // QB
6-2 // 209

Rd 6 // Pick 179



**Ollie
GORDON II**

Oklahoma State // RB
6-2 // 225

Rd 1 // Pick 13



**Kenneth
GRANT**

Michigan // DT
6-3 // 335

Rd 5 // Pick 150



**Jason
MARSHALL JR.**

Florida // CB
6-0 // 204


Rd 5 // Pick 143



**Jordan
PHILLIPS**

Maryland // DT
6-3 // 305

Undrafted Free Agent



**Ethan
ROBINSON**

Minnesota // CB
6-0 // 195

Rd 2 // Pick 37



**Jonah
SAVAIINAEA**

Arizona // OL
6-5 // 326

Rd 5 // Pick 155



**Dante
TRADER JR.**

Maryland // S
5-11 // 202

Undrafted Free Agent



**Theo
WEASE JR.**

Missouri // WR
6-2 // 210

Undrafted Free Agent




**Jackson
WOODARD**

UNLV // LB
6-2 // 230

PRACTICE SQUAD

Undrafted Free Agent



**AJ
HENNING**

Northwestern // WR
5-10 // 192

Undrafted Free Agent



**Jack
HENDERSON**

Minnesota // S
6-2 // 215


Undrafted Free Agent



**Alex
HUNTLEY**

South Carolina // DT
6-4 // 298


Undrafted Free Agent



**Clarence
Lewis**

Syracuse // CB
5-11 // 200

Undrafted Free Agent



**K.C.
OSSAI**

Louisiana // LB
6-1 // 240

Undrafted Free Agent



**Josh
PRIEBE**

Michigan // OL
6-5 // 306

as of Dec. 30, 2025



DOLPHINS RADIO NETWORK



iHeartMedia Miami signed a multi-year deal to become the Miami Dolphins flagship radio broadcast partner beginning in 2023. Live game day broadcasts air on BIG 105.9 FM (WBGG) and Fox Sports 940 AM (WINZ) in the Miami-Ft. Lauderdale market and several other markets throughout the state.

BIG 105.9 FM (WBGG) and Fox Sports 940 AM (WINZ) carry all Miami Dolphins football game broadcasts and play-by-play coverage as well as a pregame show, postgame show and weekly radio show featuring exclusive interviews with Dolphins' personnel and guests from around the league. All shows are available on the stations' websites and the iHeartRadio app, and the game broadcasts can also be heard on Dolphins.com.

The Dolphins game broadcasts feature familiar voices, with former Dolphins wide receiver Jimmy Cefalo handling play-by-play duties, former Dolphins tight end Joe Rose providing color commentary and former Dolphins linebacker Kim Bokamper giving analysis and updates from the sidelines. This is the trio's 14th season together calling games for the Dolphins Radio Network.



Joe Rose (L), Jimmy Cefalo (C) and Kim Bokamper (R)

La Mezcla 94.9 (WZTU-HD2) is the Dolphins' official Spanish radio broadcast partner for all preseason, regular season and playoff games, with Roly Martin handling the play-by-play and Eduardo Martell providing the game analysis. The tandem has called Dolphins games together since 2018. The station also airs a pregame show and postgame show featuring interviews with guests from around the league.



Roly Martin (L) and Eduardo Martell (R)

MIAMI DOLPHINS RADIO NETWORKS

LOCATION	NETWORK	LOCATION	NETWORK
Fort Lauderdale	WINZ 940 AM	Miami	WBGG 105.9 FM
Fort Lauderdale	WBGG 105.9 FM	Miami	WZTU-HD2 94.9 FM (Spanish)
Fort Lauderdale	WZTU-HD2 94.9 FM (Spanish)	Port St. Lucie	WAVW 92.7 FM
Fort Myers	WFSX 92.5 AM	Port St. Lucie	WCZR 101.7 FM
Fort Myers	WFSX 105.9 FM	Port St. Lucie	WAVW 92.7 FM
Key West	WAVK 97.7 FM	West Palm Beach	ESPN 106.3 FM
Miami	WINZ 940 AM	West Palm Beach	WEFL 760 AM (Spanish)



BAPTIST HEALTH TRAINING COMPLEX



The state-of-the-art Baptist Health Training Complex opened in 2021 and houses the Miami Dolphins football operations. Completed by Moss Construction with interior design by Rockwell Group and architecture by ROSSETTI, the best-in-class venue was meticulously planned to create a contemporary, welcoming training environment for coaches, players, and staff.

Located in Miami Gardens, the 217,200 square foot complex (125,000 sq. foot training facility and 92,200 sq. foot indoor field) features:

- Outdoor practice area with two full natural grass fields and full indoor practice facility
- Two-story weight room with a cardio deck
- Locker Rooms and a Players Lounge with multiple lounge areas and a barber shop
- A state-of-the-art hydrotherapy area
- Dedicated recovery area including cryotherapy and isolation tanks
- Athletic training room with expansive rehabilitation space
- A dining hall and fuel bar
- Shaded spectator seating holding up to 2,200 people with seven large fans for enhanced airflow
- Lush landscaping, including close to 16,000 flowers and shrubs, 210 palms and 128 total trees

The Baptist Health Training Complex is equipped with state-of-the-art technology and football systems. The audio-visual systems in the auditorium, position classrooms, conference rooms, weight room, field house, and outdoor fields were designed and built by industry leading integrator Diversified. 8K Solutions designed and integrated a fully robotic camera system for acquiring practice video and two immersive walls for interactive team and individual training. The facility also features Verizon 5G Ultra Wideband and an Extreme Networks Wi-Fi 6 deployment throughout.

In 2023, the Miami Dolphins in partnership with Baptist Health unveiled the new Baptist Health Orthopedic Complex as the final installation to the Baptist Health Training Complex. The two-story, 17,000 square foot facility provides the Miami Gardens community and Miami Dolphins players and coaches with first-in-class medical services including Orthopedics, Sports Medicine and Physical Therapy services.


The partnership with Baptist Health was an extension of a decades-long relationship with the Miami Dolphins, with the entity serving as the Official Medical Team of the Miami Dolphins as well as the Official Wellness and Sports Medicine Provider of the Miami Dolphins and the Training Complex. Baptist Health also is a proud partner of the Miami Dolphins Foundation working together on a series of initiatives around the health and safety of South Florida students, coaches, and parents to grow youth football participation in South Florida.





HARD ROCK STADIUM

A Global Entertainment Destination



HISTORY & TRADITION

Hard Rock Stadium is a global entertainment destination that serves as home to the Miami Dolphins, the Formula 1® Crypto.com Miami Grand Prix, the Miami Open presented by Itaú, University of Miami college football, the Capital One Orange Bowl game, Rolling Loud, Jazz in the Gardens, major concerts, boxing, international soccer and other world-class events. The multi-purpose, open-air complex completed a multi-year renovation fine-tuned to enhance the fan experience and transforming the venue to an epicenter of culture, innovation and spectacle. The stadium has hosted six Super Bowls (XXIII, XXIX, XXXIII, XLI, XLIV and LIV), the 2010 NFL Pro Bowl, four BCS National Championship Games (2001, 2005, 2009 and 2013), one College Football Playoff National Championship game (2021), the CONMEBOL Copa America 2024™ Final and the opening match of the 2025 FIFA Club World Cup. Hard Rock Stadium will host the 2026 College Football Playoff National Championship game and seven matches of FIFA World Cup 2026™.

DESIGN

Hard Rock Stadium and its surrounding properties has undergone a private investment of more than \$1 billion by Managing General Partner & Chairman of the Board Stephen Ross to transform the iconic venue into a global entertainment destination that showcases the best Miami has to offer. From world-class dining to arts, culture and luxury hospitality, Hard Rock Stadium delivers an elevated guest experience that is unparalleled in professional sports. Every aspect of the venue has been touched during the multi-year development and renovation, which began in 2015. New seating experiences were introduced within the bowl as well as many new premium clubs. The renovation brought four high-definition video boards and the installation of a state-of-the-art canopy that keeps as many as 92 percent of guests in the shade. Remodeled, modernized suites throughout the stadium offer a more intimate club space with improved amenities and food, as well as the addition of theatre boxes and four new corner clubs. The property also includes the Baptist Health Training Complex, the 227,000 square foot training facility of the Miami Dolphins that opened in 2021, the Miami International Autodrome, a Formula 1® circuit that opened in 2022, and the autodrome's Paddock Club building, a 190,000 square foot building constructed in 2023 that houses F1 team pit garages and premium hospitality space.





HARD ROCK STADIUM

A Global Entertainment Destination



SUSTAINABILITY

In 2024, Hard Rock Stadium and the Miami International Autodrome Paddock building received the Leadership in Energy and Environmental Design (LEED) Gold v4.1 O+M certification for overall sustainability. Hard Rock Stadium is now one of six NFL stadiums that has received LEED Gold or higher certifications for operations of the facility and the Miami International Autodrome is the only Formula 1 venue in the United States to receive the FIA Three-Star Environmental Accreditation rating. In late 2019, Hard Rock Stadium began phasing out 99.4 percent of fan-facing single-use plastics in the food and beverage operation, which eliminated a total of 2.8 million units of plastic annually. The venue became the second in the United States to make the wholesale move away from plastic cups, and the first within professional sports. A member of the Green Sports Alliance, Hard Rock Stadium also diverts waste from landfill through innovative sustainability efforts that include bio digesters – composting through liquid food digesters – and recovering kitchen oil into biofuel, creating renewable energy.



TECHNOLOGY

Hard Rock Stadium maintains a commitment to providing its guests with the most innovative technology. The venue has been cashierless since 2020 and was one of the first stadium's to have both checkout-free food and beverage and retail stores, powered by Amazon's Just Walk Out technology. With the 5G Ultra Wideband installation in partnership with Verizon, Hard Rock Stadium sits at the forefront of technological advancements and strives to make each experience for its guests as seamless and user-friendly as possible.

WORLD-CLASS FARE


Hard Rock Stadium embarked on a journey of listening to guests and asking what they prefer for their palate on game day. Years later, this commitment to bring fresh, diverse flavor to guests remains strong. An emphasis is placed on innovative, local cuisine, and together with hospitality provider Sodexo Live!, the venue curates an unparalleled food and beverage experience throughout the facility to all guests.





MIAMI DOLPHINS IN THE COMMUNITY

The Miami Dolphins are committed to leveraging the power of sports and entertainment to inspire a healthier, more educated and united South Florida community. Together our players, cheerleaders, alumni, staff and partners are dedicated to being difference-makers in our community.



DOLPHINS CANCER CHALLENGE

Founded in 2010 as the signature health initiative of the Miami Dolphins, the Dolphins Cancer Challenge (DCC) has become the largest fundraiser in the NFL with nearly \$100 million raised in support of lifesaving research at Sylvester Comprehensive Cancer Center. The DCC is the Dolphins' year-round initiative in support of those impacted by cancer. It culminates in an annual fundraiser that features cycling, run and walk events. Returning to the Miami International Autodrome (MIA) facilities, DCC XVI is scheduled for Saturday, February 28, 2026.

Visit www.dolphincancerchallenge.com to learn more.



FOOTBALL UNITES™

The Miami Dolphins Football UNITES™ program strives to connect the intersections of the community to create a more inclusive South Florida. Founded by the team's late Senior Vice President of Communications and Community Affairs, Jason Jenkins, Football UNITES™ works with a network of community partners and allies to improve relationships, foster understanding and experience culture to ignite positive change. Jenkins, who passed away unexpectedly in 2022, was known for his deep commitment to the South Florida community and his community programming served as a model for the NFL. In honor of his legacy, the Dolphins host the Football UNITES™ Jason Jenkins Days of Service annually in October, where players, executives, staff and corporate partners, alongside his wife and family, take part in community service projects across South Florida to continue the mission he championed.



JUNIOR DOLPHINS

The Junior Dolphins program is part of the organization's year-round initiative to teach the game of football and support youth athletes and coaches in the South Florida community and designated international markets. The Junior Dolphins strive to grow the game in a safe and fun environment with a focus on character development, skill building, and opportunities to play. As stewards of the game, the Junior Dolphins are also committed to growing participation in girls flag football. Through strong community partnerships and strategic resource distribution, the Junior Dolphins help grow the game while building the next generation of Dolphins fans.



MIAMI DOLPHINS IN THE COMMUNITY



SALUTE TO SERVICE

The Miami Dolphins are committed to supporting our nation's veterans, active-duty service members and their families. Through community collaborations and resource donations, the Miami Dolphins aid veterans and military families, while demonstrating a deep appreciation for their service and sacrifice.




MIAMI DOLPHINS FOUNDATION

The Miami Dolphins Foundation is dedicated to promoting education and fostering unity throughout South Florida. Through year-round fundraising and strategic partnerships, the foundation raises more than \$1 million annually to support local organizations. These grants are awarded to groups that share the foundation's mission to create lasting community impact, empower local leaders and support long-term regional growth.



NAT MOORE ENDOWMENT

The Nat Moore Endowment Fund provides youth in Miami-Dade, Broward, Palm Beach and Monroe counties with financial resources to pursue post-secondary education and training that enables employment readiness. In its eighth year under the Miami Dolphins Foundation, both the scholarship and vocational grant programs are designed to bridge the gap between receiving financial assistance and obtaining a degree or vocational diploma. Since its inception, the fund has provided more than 200 students with scholarships and vocational grants in excess of \$2.5 million.



COMMUNITY RESTAURANT PROGRAM presented by Amazon

The Miami Dolphins Community Restaurant Program presented by Amazon provides business development, networking, and exposure for local businesses in Miami Gardens and the surrounding community – all while providing fans an array of foods that authentically reflect the culture of Miami. Now in its fifth year with more than 25 participating restaurants, this initiative provides restaurant owners a unique opportunity to showcase their business at a variety of events at Hard Rock Stadium and throughout South Florida.



MIAMI DOLPHINS SET TO HOST DCC XVI AT HARD ROCK STADIUM



The Miami Dolphins are set to host the 16th annual Dolphins Cancer Challenge (DCC XVI) on **Saturday, Feb. 28, 2026**, at Hard Rock Stadium. The year-round fundraising initiative culminates in a run, walk and cycling event that unites the community around a shared cause – fighting cancer. The DCC donates 100 percent of participant-raised funds to advance innovative cancer care and research at Sylvester Comprehensive Cancer Center, part of UHealth – the University of Miami Health System.

After a record-breaking event with 7,300 participants and more than \$15 million raised during DCC XV, this brought the DCC total contribution to the Sylvester to nearly \$100 million – a milestone expected to be surpassed at DCC XVI.

This year's event will return to the Miami International Autodrome at Hard Rock Stadium and feature special ride distances named in honor of Miami Dolphins Pro Football Hall of Famers. Registration for DCC XVI closes on **February 13, 2026**.

To register or learn more, visit www.dolphincancerchallenge.com.



MIAMI DOLPHINS RECOGNIZE CLUB WINNER OF THE 2025 DON SHULA NFL HIGH SCHOOL COACH OF THE YEAR AWARD

*McArthur High School Football Head Coach, Robert Ortega, Named the Dolphins
2025 Don Shula NFL High School Coach of the Year Award Recipient*



The Miami Dolphins recognized **McArthur High School** boys' football coach, **Robert Ortega**, as **2025 Don Shula NFL High School Coach of the Year Award** recipient in a pregame ceremony during the team's matchup against the Tampa Bay Buccaneers on Sunday, Dec. 28. Ortega was honored alongside all recipients of the Dolphins 2025 Coach of the Week award for their impact on high school football in the South Florida community. Each coach was celebrated on the field and presented with a customized Dolphins jersey as part of the recognition.

The Don Shula NFL High School Football Coach of the Year award celebrates coaches who embody the integrity, achievement and leadership exemplified by the winningest coach in NFL history, Don Shula. In his first season as head coach of his alma mater, the McArthur Mustangs, Ortega led his team to an 10-3 record and a trip to the regional finals – a remarkable turnaround from their previous 2-8 season. Ortega is known to lead with passion both on and off the field, making a life-lasting impact on his players and community.

The Dolphins 2025 High School Coaches of the Week recognized during pregame included – Johan Betancourt (Ransom Everglades Raiders), Hector Clavijo (Santaluces Chiefs), Calvin Davis (Monarch Knights), Matt Dubuc (Cardinal Gibbons Chiefs), Demetris Mincey (Dillard Panthers), Derick Murdock (Coral Gables Cavaliers) and George Stubbs (Carol City Chiefs).

This initiative is part of the Miami Dolphins Junior Dolphins programming that aims to support, educate, empower and inspire young athletes and coaches across South Florida.



BRADLEY CHUBB NAMED MIAMI DOLPHINS CLUB WINNER FOR WALTER PAYTON NFL MAN OF THE YEAR AWARD PRESENTED BY NATIONWIDE

National Award Winner Announced at NFL Honors on Thursday, Feb. 5 Before Super Bowl LX



The Miami Dolphins announced that linebacker Bradley Chubb has been selected as the team's club winner for the 2025 Walter Payton NFL Man of the Year Award presented by Nationwide. The Walter Payton NFL Man of the Year Award presented by Nationwide is the league's most prestigious honor, recognizing players who excel on the field and demonstrate a commitment to making a positive impact beyond the game.

Before he played a snap in the NFL, a focus on serving others was paramount to Chubb. Alongside his brother Brandon, he established the Chubb Foundation in 2017 with a mission to activate human potential through pillars of youth mentorship, financial literacy, entrepreneurship and physical education.

Through the Chubb Foundation, as well as alignment with team and partner initiatives, Chubb seeks to connect mentorship, exposure and opportunity to provide new possibilities for young people and help them reach their full potential. The Chubb Foundation's programming has grown as a result of Chubb's efforts and now spans across Georgia, Florida and North Carolina – all places he has called home throughout his upbringing and football career. To date, the Chubb Foundation has supported more than 5,100 youth and their families.

Chubb has also established impactful partnerships with Boys & Girls Clubs and youth organizations in all the regions where he serves. Some of the programming he has implemented through the Chubb Foundation and local Boys & Girls Clubs in the last year include:

- Hosting multiple visits with youth through the Chubb Club Tour. He spends time visiting with the kids, encouraging them and sharing life lessons in line with the pillars of the foundation.
- Establishing his "Moving the Needle" initiative, a four-week financial literacy program designed to empower youth with hands-on money management lessons in saving, budgeting and investing. By implementing the program at the Boys & Girls Club of Broward County, Chubb seeks to create a lasting impact on the teens through principles of financial wellness and building generational wealth.
- Building on his "Moving the Needle: Effecting Change Through Entrepreneurship" campaign, a 10-week curriculum implemented in after-school, summer and weekend programs that challenges students to develop business ideas geared toward positive community impact. The curriculum centers on fundamentals of business planning and effective marketing strategies, culminating in a "Pitch Night" event, where students present their business concepts to a panel of judges in the presence and support of their friends and families.
- Partnering with a club in his hometown of Atlanta, the A.W. Matthews Boys & Girls Club, to launch the "Name of the Game: Chess in Real Life" program. This program aims to teach intangible and strategic life skills through the game of chess. Led by a chess master, the lessons focus on tenets of work ethic, perseverance, critical thinking and patience. When the Dolphins traveled to Atlanta to play the Falcons in October 2025, the Chubb Foundation also hosted 20 youth and mentors from the club for a special game day experience.
- Hosting a back-to-school bash and backpack giveaway at the Lester H. White Boys & Girls Club of Broward County, with the goal of helping every child feel prepared, confident and seen. He also provided haircuts by a local barber on site, led games and activities and provided opportunities for the youth to engage with local law enforcement.



"Every time I walk into a Boys & Girls Club or talk to a group of kids, I see myself at their age — full of potential. That's what this work is about—impacting young people to activate their potential," said Chubb. "The Chubb Foundation is more than programs or events. It's about people, purpose, and planting seeds of belief that will grow for generations."

Chubb hosts annual free youth football camps in his hometown of Atlanta, Georgia and has expanded his reach — hosting camps for a second year in South Florida, as well as his first camp in Raleigh, North Carolina where he played collegiately at North Carolina State. The Chubb Foundation camps cultivate a high-energy environment focused on football fundamentals and lessons on teamwork, leadership and resilience. Chubb also partners with the team's Junior Dolphins program to host camps and further local youth football and physical education initiatives.



Outside of the work he does through the Chubb Foundation, Chubb also pours into many other team opportunities to engage with the local South Florida community. Both in and out of football season, he consistently spends time visiting local children's hospitals, schools and community organizations. In times of need, he is the first player to raise his hand and volunteer his time and resources. Recently, he provided holiday meals and gifts to Football Unites partners and aligned with a team disaster relief initiative to collect supplies for the areas affected by Hurricane Melissa.

This recognition marks Chubb's first career selection as his team's Walter Payton NFL Man of the Year nominee. A two-time Pro Bowler (2020 Denver, 2022 Miami), two-time captain (2022 Denver, 2025 Miami) and the winner of the 2023 Nat Moore Community Service Award, given annually to a Miami Dolphins player recognized for his involvement in the South Florida community, Chubb exemplifies leadership and excellence on the field. After entering the league as a first-round draft pick by Denver in 2018, he made an immediate impact on the field, earning a selection to the 2018 PFWA All-Rookie team. He joined the Dolphins via trade in 2022 and totaled 8.0 sacks for the season, on the way to earning his second career Pro Bowl selection. In 2023, the Dolphins finished 10th in total defense, the first top-10 finish since 2010. The defense set a franchise record for sacks in a season with 56.0 that year, led by Chubb, who totaled 11.0 sacks. He also tied the NFL lead for most forced fumbles with six. Chubb earned AFC Defensive Player of the Week honors following his performance in Week 15 of the 2023 season and was ranked No. 62 on the NFL Top 100 list in 2024.

After missing the 2024 season with an injury, he made a strong return, recording a sack in Weeks 1, 2 and 3 of 2025, becoming the first Dolphins player since 2000 to record a sack in each of the first three games of the year. Chubb currently leads the team with 6.0 sacks through Week 13 and is one of seven players in the NFL with at least 30 tackles, 6.0 sacks, one forced fumble and one fumble recovery.

"Bradley Chubb embodies everything that Walter Payton and this award stand for — greatness on and off the field and leaving a legacy far greater than oneself," said Dolphins Head Coach Mike McDaniel. "Bradley is a talented player and an exemplary teammate, but most importantly he is a selfless leader. He understands the weight of his platform, and no matter if he is lifting up young players around him in the locker room or young people he interacts with in the community, he is focused on making those around him better. That takes a special person, someone who leads with humility and service, and it is why he is so deserving of this award."

All 32 club winners will be recognized for their achievements during the week leading up to Super Bowl LX in the Bay Area. The national winner of the 2025 Walter Payton NFL Man of the Year Award presented by Nationwide will be announced during NFL Honors, a primetime awards special airing on Thursday, Feb. 5.

Each of this year's club winners supports a range of causes and initiatives off the field, including uplifting underserved communities, empowering young people to lead healthy lifestyles and many other notable causes. The charitable beneficiary of each team's club winner will receive up to \$55,000, and the nonprofit chosen by the overall national winner will receive up to \$265,000. All funds are donations courtesy of the NFL Foundation and the Nationwide Foundation.

Fans are once again encouraged to participate in Nationwide's annual Charity Challenge, a social media and online contest that allows fans to show support for their favorite Walter Payton NFL Man of the Year club winner. Fans can vote on X/Twitter by posting #WPMOYChallenge along with the last name/X handle of their chosen player or by voting directly on NFL.com/ManOfTheYear. The charitable beneficiary of the player who receives the most collective hashtag mentions and online votes will win an additional \$35,000 donation from Nationwide, with the nonprofit partners of the runner-up and third-place finishers receiving \$10,000 and \$5,000, respectively. Charity Challenge voting takes place from December 4 through January 5, 2026.

Beginning Week 14 and continuing through the end of the season, each of this year's club winners, including Chubb will wear a special Walter Payton NFL Man of the Year helmet decal in recognition of their accomplishments on and off the field.

For more information about the award, please visit NFL.com/ManOfTheYear.



***ROSTER, DEPTH CHART &
TRANSACTIONS***



DEPTH CHART

OFFENSE				
POS	NO	NAME	NO	NAME
WR	6	Malik Washington	19	Cedrick Wilson Jr.
LT	52	Patrick Paul	70	Kendall Lamm
LG	72	<u>Jonah Savaiinaea</u>	64	Daniel Brunskill
C	55	Aaron Brewer	60	Andrew Meyer
RG	69	Cole Strange	64	Daniel Brunskill
RT	73	Austin Jackson	79	Larry Borom
TE	83	Darren Waller	89	Julian Hill
FB	30	Alec Ingold	85	Greg Dulcich
RB	28	De'Von Achane	5	Jaylen Wright
QB	14	<u>Quinn Ewers</u>	31	<u>Ollie Gordon II</u>
			1	Tua Tagovailoa
WR	17	Jaylen Waddle	18	Nick Westbrook-Ikhine
			81	<u>Theo Wease Jr.</u>

DEFENSE				
POS	NO	NAME	NO	NAME
DT	92	Zach Sieler	91	Matthew Butler
DT	90	<u>Kenneth Grant</u>		
DT	94	<u>Jordan Phillips</u>	93	<u>Zeek Biggers</u>
OLB	2	Bradley Chubb	56	Quinton Bell
LB	25	Tyrel Dodson	3	K.J. Britt
LB	20	Jordyn Brooks	40	Willie Gay Jr.
			42	<u>Jackson Woodard</u>
OLB	44	Chop Robinson	53	Cameron Goode
CB	26	Rasul Douglas	27	Ethan Bonner
			38	<u>Ethan Robinson</u>
CB	23	Jack Jones	33	<u>Jason Marshall Jr.</u>
			24	A.J. Green III
S	29	Minkah Fitzpatrick	11	<u>Dante Trader Jr.</u>
S	21	Ashtyn Davis	9	Ifeatu Melifonwu

SPECIALISTS				
POS	NO	NAME	NO	NAME
K	47	Riley Patterson		
P	16	Jake Bailey		
H	16	Jake Bailey		
LS	49	Joe Cardona		
KR	6	Malik Washington	5	Jaylen Wright
PR	6	Malik Washington	17	Jaylen Waddle

* unofficial, as of Dec. 30, 2025



2025 MIAMI DOLPHINS TRANSACTIONS

*as of Dec. 30, 2025

DATE	POS.	PLAYER/COACH	TRANSACTION
Jan. 7	WR	Tarik Black	Signed to future contract
Jan. 7	LB	William Bradley-King	Signed to future contract
Jan. 7	S	Jordan Colbert	Signed to future contract
Jan. 7	DT	Neil Farrell	Signed to future contract
Jan. 7	T	Ryan Hayes	Signed to future contract
Jan. 7	OL	Chasen Hines	Signed to future contract
Jan. 7	LB	Dequan Jackson	Signed to future contract
Jan. 7	CB	Isaiah Johnson	Signed to future contract
Jan. 7	CB	Jason Maitre	Signed to future contract
Jan. 7	T	Bayron Matos	Signed to future contract
Jan. 7	LB	Derrick McLendon	Signed to future contract
Jan. 7	TE	Hayden Rucci	Signed to future contract
Feb. 14	CB	Kendall Fuller	Released
Feb. 14	RB	Raheem Mostert	Released
Feb. 14	TE	Durham Smythe	Released
Feb. 24	CB	Ryan Cooper Jr.	Awarded off Waivers (Sea.)
March 5	LB	Cameron Goode	Placed exclusive rights tender
March 5	OL	Kion Smith	Placed exclusive rights tender
March 6	LB	Cameron Goode	Signed exclusive rights tender
March 8	CB	Kader Kohou	Placed right-of-first-refusal tender
March 10	OL	Kion Smith	Signed exclusive rights tender
March 10	DT	Matt Dickerson	Re-signed
March 12	LB	Quinton Bell	Re-signed
March 12	DB	Elijah Campbell	Re-signed
March 12	T	Jackson Carman	Re-signed
March 12	WR	Dee Eskridge	Re-signed
March 13	OL	Larry Borom	Signed as UFA
March 13	S	Ashtyn Davis	Signed as UFA
March 13	LB	Tyrel Dodson	Re-signed
March 13	OL	James Daniels	Signed as UFA
March 13	S	Ifeatu Melifonwu	Signed as UFA
March 13	WR	Nick Westbrook-Ikhine	Signed as UFA
March 14	OL	Liam Eichenberg	Re-Signed
March 14	RB	Alexander Mattison	Signed as UFA
March 17	LB	K.J. Britt	Signed as UFA
March 17	TE	Pharaoh Brown	Signed as UFA
March 17	P	Ryan Stonehouse	Signed as UFA
March 17	QB	Zach Wilson	Signed as UFA
March 19	CB	Artie Burns	Signed as UFA
March 19	DT	Benito Jones	Re-signed
March 21	LB	Willie Gay Jr.	Signed as UFA
April 11	CB	Kader Kohou	Signed right-of-first-refusal tender
April 24	DT	Kenneth Grant	Selected in the 2025 NFL Draft - D1, '25
April 25	OL	Jonah Savaiinaea	Selected in the 2025 NFL Draft - D2, '25
April 26	DT	Jordan Phillips	Selected in the 2025 NFL Draft - D5a, '25
April 26	CB	Jason Marshall Jr.	Selected in the 2025 NFL Draft - D5b, '25
April 26	S	Dante Trader Jr.	Selected in the 2025 NFL Draft - D5c, '25
April 26	RB	Ollie Gordon II	Selected in the 2025 NFL Draft - D6, '25
April 26	QB	Quinn Ewers	Selected in the 2025 NFL Draft - D7a, '25
April 26	DT	Zeek Biggers	Selected in the 2025 NFL Draft - D7b, '25
May 8	CB	Ryan Cooper Jr.	Waived
May 8	DT	Neil Farrell	Waived
May 8	LS	Blake Ferguson	Released
May 8	OL	Chasen Hines	Waived
May 9	CB	BJ Adams	Signed as UDFA
May 9	WR	Andrew Armstrong	Signed as UDFA
May 9	LB	Eugene Asante	Signed as UDFA
May 9	WR	Monaray Baldwin	Signed as UDFA
May 9	DT	Zeek Biggers	Signed (D7b, '25)
May 9	LS	Joe Cardona	Signed as FA
May 9	TE	Jalin Conyers	Signed as UDFA
May 9	QB	Quinn Ewers	Signed (D7a, '25)
May 9	RB	Ollie Gordon II	Signed (D6, '25)
May 9	DT	Kenneth Grant	Signed (D1, '25)
May 9	WR	AJ Henning	Signed as UDFA
May 9	LS	Kneeland Hibbett	Signed as UDFA
May 9	DT	Alex Huntley	Signed as UDFA
May 9	OL	Tedi Kushi	Signed as UDFA

DATE	POS.	PLAYER/COACH	TRANSACTION
May 9	CB	Jason Marshall Jr.	Signed (D5b, '25)
May 9	RB	Nate Noel	Signed as UDFA
May 9	DT	Jordan Phillips	Signed (D5a, '25)
May 9	OL	Josh Priebe	Signed as UDFA
May 9	CB	Ethan Robinson	Signed as UDFA
May 9	DT	Tre'vonn Rybka	Signed as UDFA
May 9	S	John Saunders Jr.	Signed as UDFA
May 9	S	Dante Trader Jr.	Signed (D5c, '25)
May 9	WR	Theo Wease Jr.	Signed as UDFA
May 9	OL	Addison West	Signed as UDFA
May 10	LS	Kneeland Hibbett	Waived
May 12	CB	Kendall Sheffield	Signed as FA
May 13	DT	Matthew Butler	Awarded off Waivers (LV)
May 13	DT	Tre'vonn Rybka	Waived
May 22	LB	William Bradley-King	Waived
May 22	QB	Brett Gabbert	Signed as FA
May 27	CB	Ryan Cooper Jr.	Signed as FA
May 27	CB	Jason Maitre	Placed on Injured Reserve
June 2	T	Terron Armstead	Placed on Reserve/Retired list
June 5	DT	Ben Stille	Signed as FA
June 30	S	Minkah Fitzpatrick	Acquired via trade (Pit.)
June 30	CB	Jalen Ramsey	Traded (Pit.)
June 30	TE	Jonnu Smith	Traded (Pit.)
July 7	TE	Darren Waller	Acquired via trade (NYG)
July 8	TE	Darren Waller	Activated off Reserve/Retired list
July 21	OL	Jonah Savaiinaea	Signed (D2, '25)
July 22	OL	Daniel Brunskill	Signed as FA
July 22	OL	Liam Eichenberg	Placed on Active/PUP List
July 22	QB	Brett Gabbert	Waived
July 22	S	Ifeatu Melifonwu	Placed on Active/Non-Football Injury List
July 22	TE	Darren Waller	Placed on Active/PUP List
July 24	CB	Cornell Armstrong	Signed as FA
July 24	CB	Artie Burns	Placed on Injured Reserve
July 24	OL	Obinna Eze	Signed as FA
July 24	OL	Tedi Kushi	Waived
July 26	CB	Ryan Cooper Jr.	Waived
July 26	CB	Jack Jones	Signed as FA
July 28	CB	Mike Hilton	Signed as FA
July 28	RB	Nate Noel	Waived
July 30	OL	Obinna Eze	Placed on Injured Reserve
July 30	OL	Jalen McKenzie	Signed as FA
Aug. 1	CB	Kader Kohou	Placed on Injured Reserve
Aug. 1	QB	Brett Gabbert	Signed as FA
Aug. 3	OL	Germain Ifedi	Signed as FA
Aug. 3	QB	Brett Gabbert	Waived
Aug. 3	S	Ifeatu Melifonwu	Activated off Non-Football Injury List
Aug. 4	TE	Jalin Conyers	Placed on Injured Reserve
Aug. 4	TE	Chris Myarick	Signed as FA
Aug. 11	WR	Monaray Baldwin	Waived
Aug. 11	RB	Mike Boone	Signed as FA
Aug. 11	RB	Alexander Mattison	Placed on Injured Reserve
Aug. 11	RB	Aaron Shampklin	Signed as FA
Aug. 14	OL	Yodny Cajuste	Signed as FA
Aug. 14	OL	Germain Ifedi	Placed on Injured Reserve
Aug. 18	OL	Yodny Cajuste	Placed on Injured Reserve
Aug. 18	OL	Mason Brooks	Signed as FA
Aug. 19	WR	Tarik Black	Waived
Aug. 19	CB	Cameron Dantzier Sr.	Signed as FA
Aug. 19	LB	Matthew Judon	Signed as FA
Aug. 19	P	Ryan Stonehouse	Waived
Aug. 20	TE	Darren Waller	Activated off PUP List
Aug. 26	CB	BJ Adams	Waived
Aug. 26	WR	Andrew Armstrong	Waived
Aug. 26	CB	Cornell Armstrong	Released
Aug. 26	LB	Eugene Asante	Waived/Injured
Aug. 26	LB	Quinton Bell	Released
Aug. 26	RB	Mike Boone	Released
Aug. 26	OL	Mason Brooks	Waived



2025 MIAMI DOLPHINS TRANSACTIONS

*as of Dec. 30, 2025

DATE	POS.	PLAYER/COACH	TRANSACTION
Aug. 26	TE	Pharaoh Brown	Released
Aug. 26	T	Jackson Carman	Released
Aug. 26	OL	Braeden Daniels	Waived
Aug. 26	CB	Cameron Dantzier Sr.	Released
Aug. 26	DT	Matt Dickerson	Released
Aug. 26	OL	Liam Eichenberg	Placed on the Reserve/PUP List
Aug. 26	WR	Erik Ezukanma	Waived
Aug. 26	T	Ryan Hayes	Waived
Aug. 26	WR	AJ Henning	Waived
Aug. 26	CB	Mike Hilton	Released
Aug. 26	DT	Alex Huntley	Waived
Aug. 26	LB	Dequan Jackson	Waived
Aug. 26	LB	Mohamed Kamara	Waived
Aug. 26	T	Bayron Matos	Waived/Injured
Aug. 26	OL	Jalen McKenzie	Waived
Aug. 26	LB	Derrick McLendon	Waived
Aug. 26	S	Patrick McMorris	Waived
Aug. 26	OL	Andrew Meyer	Placed on IR (Designated to Return)
Aug. 26	LB	Grayson Murphy	Waived
Aug. 26	TE	Chris Myarick	Released
Aug. 26	OL	Josh Priebe	Waived
Aug. 26	CB	Ethan Robinson	Waived
Aug. 26	TE	Hayden Rucci	Waived
Aug. 26	K	Jason Sanders	Placed on IR (Designated to Return)
Aug. 26	S	John Saunders Jr.	Waived
Aug. 26	RB	Aaron Shampklin	Waived
Aug. 26	CB	Kendall Sheffield	Released
Aug. 26	DT	Ben Stille	Waived
Aug. 26	LB	Channing Tindall	Waived
Aug. 26	WR	Theo Wease Jr.	Waived
Aug. 26	OL	Addison West	Waived
Aug. 27	CB	BJ Adams	Signed to practice squad
Aug. 27	CB	Cornell Armstrong	Signed to practice squad
Aug. 27	LB	Quinton Bell	Signed to practice squad
Aug. 27	CB	JuJu Brents	Awarded off Waivers (Ind.)
Aug. 27	S	Jordan Colbert	Waived
Aug. 27	OL	Braeden Daniels	Signed to practice squad
Aug. 27	CB	Rasul Douglas	Signed as FA
Aug. 27	WR	AJ Henning	Signed to practice squad
Aug. 27	CB	Isaiah Johnson	Waived
Aug. 27	T	Kendall Lamm	Signed as FA
Aug. 27	LB	Derrick McLendon	Signed to practice squad
Aug. 27	K	Riley Patterson	Signed to practice squad
Aug. 27	OL	Josh Priebe	Signed to practice squad
Aug. 27	TE	Hayden Rucci	Signed to practice squad
Aug. 27	S	John Saunders Jr.	Signed to practice squad
Aug. 27	CB	Cam Smith	Placed on Reserve/NFIL
Aug. 27	WR	Theo Wease Jr.	Signed to practice squad
Aug. 28	TE	Greg Dulcich	Signed to practice squad
Aug. 28	RB	JaMycal Hasty	Signed to practice squad
Aug. 28	RB	Jeff Wilson Jr.	Signed to practice squad
Sept. 1	CB	BJ Adams	Released from practice squad
Sept. 1	CB	Isaiah Johnson	Signed to practice squad
Sept. 6	K	Riley Patterson	Elevated to Active Roster
Sept. 6	RB	Jeff Wilson Jr.	Elevated to Active Roster
Sept. 9	OL	James Daniels	Placed on Injured Reserve
Sept. 9	OL	Cole Strange	Signed as FA
Sept. 13	CB	Cornell Armstrong	Signed to Active Roster
Sept. 13	OL	Austin Jackson	Placed on Injured Reserve
Sept. 13	K	Riley Patterson	Elevated to Active Roster
Sept. 13	RB	Jeff Wilson Jr.	Elevated to Active Roster
Sept. 18	K	Riley Patterson	Elevated to Active Roster
Sept. 18	S	Jordan Colbert	Elevated to Active Roster
Sept. 23	OL	Roy Mbaeteka	Signed to practice squad
Sept. 23	OL	Kadeem Telfort	Signed to practice squad
Sept. 29	CB	Jason Marshall Jr.	Placed on Injured Reserve
Sept. 29	K	Riley Patterson	Signed to Active Roster
Sept. 30	CB	Cam Smith	Waived off Reserve/NFIL

DATE	POS.	PLAYER/COACH	TRANSACTION
Oct. 1	WR	Tyreek Hill	Placed on Injured Reserve
Oct. 1	LB	Caleb Johnson	Signed to practice squad
Oct. 1	WR	Cedrick Wilson Jr.	Signed as FA
Oct. 8	CB	Cornell Armstrong	Placed on Injured Reserve
Oct. 8	S	Jordan Colbert	Signed to Active Roster
Oct. 8	CB	Kendall Sheffield	Signed to practice squad
Oct. 11	LB	Quinton Bell	Elevated to Active Roster
Oct. 11	CB	Isaiah Johnson	Elevated to Active Roster
Oct. 18	LB	Quinton Bell	Elevated to Active Roster
Oct. 18	CB	Kendall Sheffield	Elevated to Active Roster
Oct. 22	TE	Greg Dulcich	Signed to Active Roster
Oct. 22	CB	Jason Marshall Jr.	Returned to practice
Oct. 22	TE	Chris Myarick	Signed to practice squad
Oct. 22	TE	Darren Waller	Placed on Injured Reserve
Oct. 25	TE	Hayden Rucci	Elevated to Active Roster
Oct. 25	CB	Kendall Sheffield	Elevated to Active Roster
Oct. 28	CB	Storm Duck	Placed on Injured Reserve
Oct. 28	CB	Ethan Robinson	Signed to practice squad
Oct. 28	CB	Kendall Sheffield	Placed on practice squad/injured
Oct. 30	TE	Hayden Rucci	Elevated to Active Roster
Oct. 30	CB	Isaiah Johnson	Elevated to Active Roster
Oct. 30	CB	Jason Marshall Jr.	Activated off injured reserve
Nov. 3	LB	Jaelan Phillips	Traded (Phi.)
Nov. 4	CB	Clarence Lewis	Signed to practice squad
Nov. 5	LB	Andre Carter II	Signed as FA
Nov. 6	TE	Tanner Conner	Waived
Nov. 8	LB	Quinton Bell	Elevated to Active Roster
Nov. 8	TE	Tanner Conner	Signed to practice squad
Nov. 8	CB	Isaiah Johnson	Elevated to Active Roster
Nov. 8	TE	Hayden Rucci	Signed to Active Roster
Nov. 12	OL	Austin Jackson	Returned to practice
Nov. 19	CB	JuJu Brents	Placed on Injured Reserve
Nov. 19	CB	A.J. Green III	Signed as FA
Nov. 21	S	Jordan Colbert	Placed on Injured Reserve
Nov. 26	LB	Jimmy Ciarlo	Signed to practice squad
Nov. 26	LB	Caleb Johnson	Signed to Active Roster
Nov. 26	TE	Darren Waller	Returned to practice
Nov. 29	OL	Austin Jackson	Activated off injured reserve
Nov. 29	TE	Hayden Rucci	Waived
Nov. 29	OL	Kion Smith	Waived
Nov. 29	TE	Darren Waller	Activated off injured reserve
Dec. 2	OL	Braeden Daniels	Released from practice squad
Dec. 2	OL	Kion Smith	Signed to practice squad
Dec. 6	OL	Kion Smith	Elevated to Active Roster
Dec. 9	LB	K.C. Ossai	Signed to practice squad
Dec. 11	OL	Andrew Meyer	Returned to practice
Dec. 12	LB	Caleb Johnson	Placed on Injured Reserve
Dec. 12	CB	Isaiah Johnson	Signed to Active Roster
Dec. 12	TE	Hayden Rucci	Signed to practice squad
Dec. 15	LB	Quinton Bell	Signed to Active Roster
Dec. 15	LB	Andre Carter II	Waived
Dec. 15	OL	Kion Smith	Elevated to Active Roster
Dec. 17	LB	Andre Carter II	Signed to practice squad
Dec. 17	TE	Tanner Conner	Released from the practice squad
Dec. 17	LB	Matthew Judon	Waived
Dec. 17	LB	Jackson Woodard	Signed as FA
Dec. 20	DB	Elijah Campbell	Placed on Injured Reserve
Dec. 20	CB	Ethan Robinson	Signed to Active Roster
Dec. 20	OL	Kion Smith	Elevated to Active Roster
Dec. 20	WR	Theo Wease Jr.	Elevated to Active Roster
Dec. 23	S	Jack Henderson	Signed to practice squad
Dec. 27	WR	Dee Eskridge	Placed on Injured Reserve
Dec. 27	CB	Isaiah Johnson	Placed on Injured Reserve
Dec. 27	DT	Benito Jones	Placed on Injured Reserve
Dec. 27	LB	Derrick McLendon	Elevated to Active Roster
Dec. 27	OL	Andrew Meyer	Activated off injured reserve
Dec. 27	OL	Josh Priebe	Elevated to Active Roster
Dec. 27	WR	Theo Wease Jr.	Signed to Active Roster



2025 MIAMI DOLPHINS NUMERICAL ROSTER

*as of Dec. 30, 2025

NO.	NAME	POS.	HT.	WT.	AGE	EXP.	COLLEGE	HOMETOWN	HOW ACQ.
0	Zach Wilson	QB	6-2	214	26	5	BYU '21	Draper, Utah	UFA, '25 (Den.)
1	Tua Tagovailoa	QB	6-1	225	27	6	Alabama '20	Ewa Beach, Hawaii	D1a, '20
2	Bradley Chubb	LB	6-4	268	29	8	NC State '18	Marietta, Ga.	T, '22 (Den.)
3	K.J. Britt	LB	6-0	240	26	5	Auburn '21	Oxford, Ala.	UFA, '25 (TB)
5	Jaylen Wright	RB	5-10	208	22	2	Tennessee '24	Durham, N.C.	D4, '24
6	Malik Washington	WR	5-8	195	25	2	Virginia '24	Lake Mary, Fla.	D5a, '24
9	Ifeatu Melifonwu	S	6-3	210	26	5	Syracuse '21	South Grafton, Mass.	UFA, '25 (Det.)
11	Dante Trinder Jr.	S	5-11	202	22	R	Maryland '25	Delmar, Del.	D5c, '25
14	Quinn Ewers	QB	6-2	209	22	R	Texas '25	Southlake, Texas	D7a, '25
16	Jake Bailey	P	6-2	212	28	7	Stanford '19	Solana Beach, Calif.	FA, '23
17	Jaylen Waddle	WR	5-10	185	27	5	Alabama '21	Houston, Texas	D1a, '21
18	Nick Westbrook-Ikhine	WR	6-2	211	28	6	Texas A&M '19	Lake Mary, Fla.	UFA, '25 (Ten.)
19	Cedrick Wilson Jr.	WR	6-2	197	30	8	Boise State '18	Memphis, Tenn.	FA, '25
20	Jordyn Brooks	LB	6-0	240	28	6	Texas Tech '20	Houston, Texas	UFA, '24 (Sea.)
21	Ashlyn Davis	S	6-1	205	29	6	California '20	Santa Cruz, Calif.	UFA, '25 (NYJ)
23	Jack Jones	CB	5-11	175	28	4	Arizona State '22	Long Beach, Calif.	FA, '25
24	A.J. Green III	CB	6-2	198	27	4	Oklahoma State '20	DeSoto, Texas	FA, '25
25	Tyrell Dodson	LB	6-0	237	27	6	Texas A&M '19	Franklin, Tenn.	Wai., '24 (Sea.)
26	Rasul Douglas	CB	6-2	209	31	9	West Virginia '17	East Orange, N.J.	FA, '25
27	Ethan Bonner	CB	6-1	190	26	2	Stanford '23	The Woodlands, Texas	FA, '23
28	De'Von Achane	RB	5-9	191	24	3	Texas A&M '23	Missouri City, Texas	D3, '23
29	Minkah Fitzpatrick	S	6-1	207	29	8	Alabama '18	Old Bridge, N.J.	T, '25 (Pit.)
30	Alec Ingold	FB	6-1	232	29	7	Wisconsin '19	Green Bay, Wis.	FA, '22
31	Ollie Gordon II	RB	6-2	225	21	R	Oklahoma State '25	Fort Worth, Texas	D6, '25
33	Jason Marshall Jr.	CB	6-0	204	23	R	Florida '25	Miami, Fla.	D5c, '25
38	Ethan Robinson	CB	6-0	195	22	R	Minnesota '25	Montgomery, N.Y.	FA, '25
40	Willie Gay Jr.	LB	6-1	246	27	6	Mississippi State '20	Starkville, Miss.	UFA, '25 (NO)
42	Jackson Woodard	LB	6-2	230	23	R	UNLV '25	Little Rock, Ark.	FA, '25
44	Chop Robinson	LB	6-3	254	23	2	Penn State '24	Gaithersburg, Md.	D1, '24
47	Riley Patterson	K	6-0	190	26	5	Memphis '21	Edwardsville, Ill.	FA, '25
49	Joe Cardona	LS	6-2	241	33	11	Navy '15	El Cajon, Calif.	FA, '25
52	Patrick Paul	T	6-7	326	24	2	Houston '24	Houston, Texas	D2, '24
53	Cameron Goode	LB	6-3	245	27	3	California '22	Spring, Texas	D7a, '22
55	Aaron Brewer	OL	6-1	295	28	6	Texas State '20	Dallas, Texas	UFA, '24 (Ten.)
56	Quinton Bell	LB	6-4	258	29	4	Prairie View A&M '19	Long Beach, Calif.	FA, '23
60	Andrew Meyer	K	6-3	295	25	2	UTEP '24	San Marcos, Calif.	FA, '24
64	Daniel Brunsell	OL	6-5	300	31	7	San Diego St. '17	Valley Center, Calif.	FA, '25
69	Cole Strange	OL	6-5	310	27	4	Chattanooga '22	Knoxville, Tenn.	FA, '25
70	Kendall Lamm	T	6-5	308	33	11	Appalachian St. '15	Charlotte, N.C.	FA, '25
72	Jonah Savaiinaea	OL	6-5	326	21	R	Arizona '25	Tafuna, American Samoa	D2, '25
73	Austin Jackson	OL	6-5	310	26	6	USC '20	Phoenix, Ariz.	D1b, '20
79	Larry Borom	OL	6-5	325	26	5	Missouri '21	Detroit, Mich.	UFA, '25 (Chi.)
81	Thao Wespa Jr.	TE	6-2	210	24	R	Missouri '25	Allan, Texas	FA, '25
83	Darren Waller	TE	6-6	238	33	8	Georgia Tech '15	Acworth, Ga.	T, '25 (NYG)
84	Tahj Washington	WR	5-10	174	24	2	USC '24	Marshall, Texas	D7, '24
85	Greg Dulcich	TE	6-4	245	25	4	UCLA '22	Glendale, Calif.	FA, '25
89	Julian Hill	TE	6-4	251	25	3	Campbell '23	Fayetteville, N.C.	FA, '23
90	Kenneth Grant	DT	6-3	335	22	R	Michigan '25	Gary, Ind.	D1, '25
91	Matthew Butler	DT	6-3	305	26	3	Tennessee '22	Raleigh, N.C.	Wai., '25 (LV)
92	Zach Sieler	DT	6-6	300	30	8	Ferris State '18	Pinkney, Mich.	Wai., '19 (Bal.)
93	Zeak Biggers	DT	6-6	319	22	R	Georgia Tech '25	Salisbury, N.C.	D7b, '25
94	Jordan Phillips	DT	6-3	305	21	R	Maryland '25	Ocoee, Fla.	D5a, '25

PRACTICE SQUAD

34	Jeff Wilson Jr.	RB	6-0	205	30	8	North Texas '18	Elkhart, Texas	FA, '25
35	Clarence Lewis	CB	5-11	200	25	R	Syracuse '25	Edison, N.J.	FA, '25
37	JaMycal Hasty	RB	5-8	205	29	5	Baylor '20	Longview, Texas	FA, '25
41	Jack Henderson	S	6-2	215	23	R	Minnesota '25	Mandville, La.	FA, '25
45	Jimmy Ciarlo	LB	6-2	225	24	2	Army '24	Ringwood, N.J.	FA, '25
50	Andre Carter II	LB	6-6	257	25	2	Army '23	Missouri City, Texas	FA, '25
57	K.C. Ossai	LB	6-1	240	23	R	Louisiana '25	Conroe, Texas	FA, '25
59	Derrick McLendon	LB	6-4	250	25	1	Colorado '24	Decatur, Ga.	FA, '24
68	Josh Priebe	OL	6-5	306	24	R	Michigan '25	Niles, Mich.	FA, '25
71	Kion Smith	OL	6-5	300	27	3	Fayetteville St. '21	Lumberton, N.C.	FA, '21
75	Kadeem Telfort	OL	6-7	322	27	2	UAB '23	Miami, Fla.	FA, '25
76	Roy Mbaseteka	OL	6-8	330	25	1	--	Anambra, Nigeria	FA, '25
86	Chris Myrick	TE	6-5	261	30	5	Temple '21	Elkins Park, Pa.	FA, '25
87	Hayden Rucci	TE	6-5	247	24	1	Wisconsin '24	Littitz, Pa.	FA, '24
88	AJ Henning	WR	5-10	192	24	R	Northwestern '25	Frankfort, Ill.	FA, '25
96	Alex Huntley	DT	6-4	298	24	R	South Carolina '25	Blythewood, S.C.	FA, '25

RESERVE/PHYSICALLY UNABLE TO PERFORM

74	Liam Eichenberg	OL	6-6	300	27	5	Notre Dame '21	Cleveland, Ohio	D2b, '21
----	-----------------	----	-----	-----	----	---	----------------	-----------------	----------

RESERVE/INJURED

4	Kader Kohou	CB	5-10	197	27	4	TAMU-Commerce '22	Abidjan, Ivory Coast	FA, '22
7	Jason Sanders	K	5-11	195	30	8	New Mexico '18	Orange, Calif.	D7b, '18
8	Alexander Mattison	RB	5-11	220	27	7	Boise State '19	San Bernardino, Calif.	UFA, '25 (LV)
10	Wysek Hill	WR	5-10	191	31	10	West Alabama '16	Douglas, Ga.	T, '22 (KO)
22	Elijah Campbell	DB	5-11	200	30	5	Northern Iowa '18	St. Paul, Minn.	Wai., '21 (NYJ)
23	Artie Burns	CB	6-0	187	30	10	Miami (FL) '16	Miami, Fla.	UFA, '25 (Sea.)
32	JuJu Brents	CB	6-3	198	25	3	Kansas St. '23	Indianapolis, Ind.	Wai., '25 (Ind.)
34	Storm Duck	CB	6-0	195	25	2	Louisville '24	Boling Springs, N.C.	FA, '24
43	Jordan Colbert	S	6-2	218	25	1	Rhode Island '24	Clinton, Md.	FA, '24
43	Jason Mative	OL	6-5	188	25	1	Wisconsin '24	Everett, Mass.	FA, '24
46	Isaiah Johnson	CB	6-3	205	25	1	Syracuse '24	Beverly Hills, Mich.	FA, '24
47	Jalyn Conyers	TE	6-4	265	24	R	Texas Tech '25	Gruver, Texas	FA, '25
51	Caleb Johnson	LB	6-2	220	27	5	Houston Christian '21	San Diego, Calif.	FA, '25
62	Obinna Eze	OL	6-8	325	27	1	TCU '22	Nashville, Tenn.	FA, '25
62	Germain Iredi	OL	6-5	325	31	9	Texas A&M '16	Houston, Texas	FA, '25
63	Yodny Cajuste	OL	6-5	310	29	4	West Virginia '19	Miami, Fla.	FA, '25
78	James Daniels	OL	6-4	320	28	8	Iowa '18	Warren, Ohio	UFA, '25 (Pit.)
82	Dee Eskridge	WR	5-9	190	28	5	Western Mich. '21	Bluffton, Ind.	FA, '24
95	Benito Jones	DT	6-1	335	28	5	Mississippi '20	Waynesboro, Miss.	FA, '24

PRACTICE SQUAD / INJURED

41	Kendall Sheffield	CB	5-11	200	29	5	Ohio State '19	Missouri City, Texas	FA, '25
----	-------------------	----	------	-----	----	---	----------------	----------------------	---------



2025 MIAMI DOLPHINS ALPHABETICAL ROSTER

*as of Dec. 30, 2025

NO.	NAME	POS.	HT.	WT.	AGE	EXP.	COLLEGE	HOMETOWN	HOW ACQ.
28	Achane, De'Von	RB	5-9	191	24	3	Texas A&M '23	Missouri City, Texas	D3, '23
16	Bailey, Jake	P	6-2	212	28	7	Stanford '19	Solana Beach, Calif.	FA, '23
56	Bell, Quinton	LB	6-4	258	29	4	Prairie View A&M '19	Long Beach, Calif.	FA, '23
93	Biggers, Zeek	DT	6-6	319	22	R	Georgia Tech '25	Salisbury, N.C.	D7b, '25
27	Bonner, Elian	CB	6-1	190	26	2	Stanford '23	The Woodlands, Texas	FA, '23
79	Borom, Larry	OL	6-5	325	26	5	Missouri '21	Detroit, Mich.	UFA, '25 (Chi.)
55	Brewer, Aaron	OL	6-1	295	28	6	Texas State '20	Dallas, Texas	UFA, '24 (Ten.)
3	Britt, K.J.	LB	6-0	240	26	5	Auburn '21	Oxford, Ala.	UFA, '25 (TB)
20	Brooks, Jordyn	LB	6-0	240	28	6	Texas Tech '20	Houston, Texas	UFA, '24 (Sea.)
64	Brunskill, Daniel	OL	6-5	300	31	7	San Diego St. '17	Valley Center, Calif.	FA, '25
91	Butler, Matthew	DT	6-3	305	26	3	Tennessee '22	Raleigh, N.C.	Wai., '25 (LV)
14	Cardona, Jamar	QB	6-2	209	22	R	Texas '25	El Cajon, Calif.	FA, '25
2	Chubb, Bradley	LB	6-4	268	29	8	NC State '18	Marietta, Ga.	T, '22 (Den.)
21	Davis, Ashtyn	S	6-1	205	29	6	California '20	Santa Cruz, Calif.	UFA, '25 (NYJ)
25	Dodson, Tyrel	LB	6-0	237	27	6	Texas A&M '19	Franklin, Tenn.	Wai., '24 (Sea.)
26	Douglas, Rasul	CB	6-2	209	31	9	West Virginia '17	East Orange, N.J.	FA, '25
85	Dulcich, Greg	TE	6-4	245	25	4	UCLA '22	Glendale, Calif.	FA, '25
4	Ewers, Quinn	QB	6-2	209	22	R	Texas '25	Southlake, Texas	D7a, '25
29	Fitzpatrick, Minkah	S	6-1	207	29	8	Alabama '18	Old Bridge, N.J.	T, '25 (Pit.)
40	Gay Jr., Willie	LB	6-1	246	27	6	Mississippi State '20	Starville, Miss.	UFA, '25 (NO)
53	Goode, Cameron	LB	6-3	245	27	3	California '22	Spring, Texas	D7a, '22
31	Gordon II, Ollie	RB	6-2	225	21	R	Oklahoma State '25	Fort Worth, Texas	D6, '25
90	Grant, Kenneth	DT	6-3	335	22	R	Michigan '25	Gary, Ind.	D1, '25
24	Green III, A.J.	CB	6-2	198	27	R	Oklahoma State '20	DeSoto, Texas	FA, '25
89	Hill, Julian	TE	6-4	251	25	3	Campbell '23	Fayetteville, N.C.	FA, '23
30	Ingold, Alec	FB	6-1	232	29	7	Wisconsin '19	Green Bay, Wis.	FA, '22
73	Jackson, Austin	OL	6-5	310	26	6	USC '20	Phoenix, Ariz.	D1b, '20
23	Jones, Jack	CB	5-11	175	27	4	Arizona State '22	Long Beach, Calif.	FA, '25
10	Lamm, Kendall	T	6-5	308	33	11	Appalachian St. '15	Charlotte, N.C.	FA, '25
33	Marshall Jr., Jason	LB	6-0	204	23	R	Florida '25	Miami, Fla.	D5b, '25
9	Mellonow, Ifeatu	S	6-3	210	26	5	Syracuse '21	South Grafton, Mass.	UFA, '25 (Det.)
60	Meyer, Andrew	OL	6-3	295	25	2	UTEP '24	San Marcos, Calif.	FA, '24
47	Patterson, Riley	K	6-0	190	26	5	Memphis '21	Edwardsville, Ill.	FA, '25
52	Paul, Patrick	T	6-7	326	24	2	Houston '24	Houston, Texas	D2, '24
94	Phillips, Jordan	LB	6-3	305	21	R	Maryland '25	Ocoee, Fla.	D5a, '25
44	Robinson, Chip	CB	6-3	254	22	R	Penn State '24	Gaithersburg, Md.	D1, '24
38	Robinson, Ethan	CB	6-0	195	22	R	Minnesota '25	Montgomery, N.Y.	FA, '25
72	Savainaea, Jonah	OL	6-5	326	21	R	Arizona '25	Tafuna, American Samoa	D2, '25
92	Sielor, Zach	DT	6-6	300	30	8	Ferris State '18	Pinkney, Mich.	Wai., '19 (Bal.)
69	Strange, Cole	OL	6-5	310	27	4	Chattanooga '22	Knoxville, Tenn.	FA, '25
1	Tagovaloa, Tua	QB	6-1	225	27	6	Alabama '20	Ewa Beach, Hawaii	D1a, '20
11	Trader Jr., Dante	S	5-11	202	22	R	Maryland '25	Delmar, Del.	D5c, '25
17	Wadile, Jaylen	WR	5-10	185	27	5	Alabama '21	Houston, Texas	D1a, '21
83	Waller, Darren	TE	6-6	238	33	8	Georgia Tech '15	Acworth, Ga.	T, '25 (NYG)
6	Washington, Talij	WR	5-8	195	25	2	Virginia '24	Lawrenceville, Ga.	D6a, '24
84	Washington, Mahj	WR	5-10	174	24	2	USC '24	Marshall, Texas	D7, '24
81	Wease Jr., Theo	WR	6-2	210	24	R	Missouri '25	Allen, Texas	FA, '25
18	Westbrook-Ikhine, Nick	WR	6-2	211	28	6	Indiana '20	Lake Mary, Fla.	UFA, '25 (Ten.)
12	Woodard, Jackson	LB	5-2	230	33	R	UNLV '25	Little Rock, Ark.	FA, '25
19	Wilson Jr., Cedrick	WR	6-2	197	30	8	Boise State '18	Memphis, Tenn.	FA, '25
0	Wilson, Zach	QB	6-2	214	26	5	BYU '21	Draper, Utah	UFA, '25 (Den.)
5	Wright, Jaylen	RB	5-10	208	22	2	Tennessee '24	Durham, N.C.	D4, '24

PRACTICE SQUAD

50	Carter II, Andre	LB	6-6	257	25	2	Army '23	Missouri City, Texas	FA, '25
45	Ciarlo, Jimmy	LB	6-2	225	24	2	Army '24	Ringwood, N.J.	FA, '25
37	Hasty, Ja'Mycal	RB	5-8	205	29	5	Baylor '20	Longview, Texas	FA, '25
41	Henderson, Jack	S	6-2	215	23	R	Minnesota '25	Mandville, La.	FA, '25
88	Henning, AJ	WR	5-10	192	24	R	Northwestern '25	Frankfort, Ill.	FA, '25
96	Huntley, Alex	DT	6-4	298	24	R	South Carolina '25	Blytheville, S.C.	FA, '25
35	Lewis, Clarence	CB	5-11	200	25	R	Syracuse '25	Edison, N.J.	FA, '25
76	Mbaeteka, Roy	OL	6-8	330	25	1		Anambra, Nigeria	FA, '25
59	McLendon, Derrick	LB	6-4	250	25	1	Colorado '24	Decatur, Ga.	FA, '24
86	Myarick, Chris	TE	6-5	261	30	5	Temple '21	Elkins Park, Pa.	FA, '25
57	Ossai, K.C.	LB	6-1	240	23	R	Louisiana '25	Conroe, Texas	FA, '25
68	Priebe, Josh	OL	6-5	306	24	R	Michigan '25	Niles, Mich.	FA, '25
87	Rucci, Hayden	TE	6-5	247	24	3	Wisconsin '24	Lritz, Pa.	FA, '24
71	Smith, Kion	OL	6-5	300	27	3	Fayetteville St. '21	Lumberton, N.C.	FA, '21
75	Telfort, Kadeem	OL	6-7	322	27	2	UAB '23	Miami, Fla.	FA, '25
34	Wilson Jr., Jeff	RB	6-0	205	30	8	North Texas '18	Elkhart, Texas	FA, '25

RESERVE/PHYSICALLY UNABLE TO PERFORM

74	Liam Eichenberg	OL	6-6	300	27	5	Notre Dame '21	Cleveland, Ohio	D2b, '21
----	-----------------	----	-----	-----	----	---	----------------	-----------------	----------

RESERVE/INJURED

32	Brents, Juju	CB	6-3	198	25	3	Kansas St. '23	Indianapolis, Ind.	Wai., '25 (Ind.)
23	Burns, Artie	CB	6-0	187	30	10	Miami (FL) '16	Miami, Fla.	UFA, '25 (Sea.)
63	Cajuste, Yodny	OL	6-5	310	29	4	West Virginia '19	Miami, Fla.	FA, '25
22	Campbell, Elijah	DB	5-11	200	30	5	Northern Iowa '18	St. Paul, Minn.	Wai., '21 (NYJ)
43	Colbert, Jordan	S	6-2	218	25	1	Rhode Island '24	Clinton, Md.	FA, '24
47	Conyers, Jalin	TE	6-4	265	24	R	Texas Tech '25	Gruver, Texas	FA, '25
78	Daniels, James	OL	6-4	320	28	8	Iowa '18	Warren, Ohio	UFA, '25 (Pit.)
36	Duck, Storm	CB	6-0	195	25	2	Louisville '24	Boiling Springs, N.C.	FA, '24
82	Eskridge, Dee	WR	5-9	190	28	5	Western Mich. '21	Bluffton, Ind.	FA, '24
62	Eze, Obinna	OL	6-8	325	27	1	TCU '22	Nashville, Tenn.	FA, '25
10	Hill, Tyreek	WR	5-10	191	31	10	West Alabama '16	Douglas, Ga.	T, '22 (KC)
62	Iredi, Germain	OL	6-5	325	31	9	Texas A&M '16	Houston, Texas	FA, '25
51	Johnson, Caleb	LB	6-2	220	27	5	Houston Christian '21	San Diego, Calif.	FA, '25
46	Johnson, Isaiah	CB	6-3	205	25	1	Syracuse '24	Beverly Hills, Mich.	FA, '24
95	Jones, Benito	DT	6-1	335	27	5	Mississippi '20	Waynesboro, Miss.	FA, '24
4	Kohou, Kader	CB	5-10	197	27	4	TAMU-Commerce '22	Abidjan, Ivory Coast	FA, '22
83	Maitre, Jason	CB	5-10	188	25	1	Wisconsin '24	Everett, Mass.	FA, '24
8	Mattison, Alexander	RB	5-11	220	27	7	Boise State '19	San Bernardino, Calif.	UFA, '25 (LV)
7	Sanders, Jason	K	5-11	195	30	8	New Mexico '18	Orange, Calif.	D7b, '18

PRACTICE SQUAD / INJURED

41	Sheffield, Kendall	CB	5-11	200	29	5	Ohio State '19	Missouri City, Texas	FA, '25
----	--------------------	----	------	-----	----	---	----------------	----------------------	---------



2025 MIAMI DOLPHINS POSITIONAL ROSTER

*as of Dec. 30, 2025

OFFENSE (25)

QUARTERBACKS (3)

NO	NAME	POS	HT	WT	EXP	COLLEGE
0	Zach Wilson	QB	6-2	214	5	BYU '21
1	Tua Tagovailoa	QB	6-1	225	6	Alabama '20
14	Quinn Ewers	QB	6-2	209	R	Texas '25

RUNNING BACKS (4)

NO	NAME	POS	HT	WT	EXP	COLLEGE
5	Jaylen Wright	RB	5-10	208	2	Tennessee '24
28	De'Von Achane	RB	5-9	191	3	Texas A&M '23
30	Alec Ingold	FB	6-1	232	7	Wisconsin '19
31	Ollie Gordon II	RB	6-2	225	R	Oklahoma State '25

WIDE RECEIVERS (6)

NO	NAME	POS	HT	WT	EXP	COLLEGE
6	Malik Washington	WR	5-8	195	2	Virginia '24
17	Jaylen Waddle	WR	5-10	185	5	Alabama '21
18	Nick Westbrook-Ikhine	WR	6-2	211	6	Indiana '20
19	Cedrick Wilson Jr.	WR	6-2	197	8	Boise State '18
81	Theo Wease Jr.	WR	6-2	210	R	Missouri '25
84	Tahj Washington	WR	5-10	174	2	USC '24

TIGHT ENDS (3)

NO	NAME	POS	HT	WT	EXP	COLLEGE
83	Darren Waller	TE	6-6	238	8	Georgia Tech '15
85	Greg Dulcich	TE	6-4	245	4	UCLA '22
89	Julian Hill	TE	6-4	251	3	Campbell '23

OFFENSIVE LINEMEN (9)

NO	NAME	POS	HT	WT	EXP	COLLEGE
52	Patrick Paul	T	6-7	326	2	Houston '24
55	Aaron Brewer	OL	6-1	295	6	Texas State '20
60	Andrew Meyer	OL	6-3	295	2	UTEP '24
64	Daniel Brunskill	OL	6-5	300	7	San Diego St. '17
69	Cole Strange	OL	6-5	310	4	Chattanooga '22
70	Kendall Lamm	T	6-5	308	11	Appalachian St. '15
72	Jonah Savaiinaea	OL	6-5	326	R	Arizona '25
73	Austin Jackson	OL	6-5	310	6	USC '20
79	Larry Borom	OL	6-5	325	5	Missouri '21

RESERVE/INJURED (19)

NO	NAME	POS	HT	WT	EXP	COLLEGE
4	Kader Kohou	CB	5-10	197	4	TAMU-Commerce '22
7	Jason Sanders	K	5-11	195	8	New Mexico '18
8	Alexander Mattison	RB	5-11	220	7	Boise State '19
10	Tyreek Hill	WR	5-10	191	10	West Alabama '16
22	Elijah Campbell	DB	5-11	200	5	Northern Iowa '18
23	Artie Burns	CB	6-0	187	10	Miami (FL) '16
32	JuJu Brents	CB	6-3	198	3	Kansas St. '23
36	Storm Duck	CB	6-0	195	2	Louisville '24
43	Jordan Colbert	S	6-2	218	1	Rhode Island '24
46	Jason Maitre	CB	5-10	188	1	Wisconsin '24
46	Isaiah Johnson	CB	6-3	205	1	Syracuse '24
47	Jalin Conyers	TE	6-4	265	R	Texas Tech '25
51	Caleb Johnson	LB	6-2	220	5	Houston Christian '21
62	Obinna Eze	OL	6-8	325	1	TCU '22
62	Germain Ifedi	OL	6-5	325	9	Texas A&M '16
63	Yodny Cajuste	OL	6-5	310	4	West Virginia '19
78	James Daniels	OL	6-4	320	8	Iowa '18
82	Dee Eskridge	WR	5-9	190	5	Western Mich. '21
95	Benito Jones	DT	6-1	335	5	Mississippi '20

RESERVE/PHYSICALLY UNABLE TO PERFORM (1)

NO	NAME	POS	HT	WT	EXP	COLLEGE
74	Liam Eichenberg	OL	6-6	300	5	Notre Dame '21

DEFENSE (24)

DEFENSIVE LINEMEN (5)

NO	NAME	POS	HT	WT	EXP	COLLEGE
90	Kenneth Grant	DT	6-3	335	R	Michigan '25
91	Matthew Butler	DT	6-3	305	3	Tennessee '22
92	Zach Sieler	DT	6-6	300	8	Ferris State '18
93	Zeek Biggers	DT	6-6	319	R	Georgia Tech '25
94	Jordan Phillips	DT	6-3	305	R	Maryland '25

LINEBACKERS (9)

NO	NAME	POS	HT	WT	EXP	COLLEGE
2	Bradley Chubb	LB	6-4	268	8	NC State '18
3	K.J. Britt	LB	6-0	240	5	Auburn '21
20	Jordyn Brooks	LB	6-0	240	6	Texas Tech '20
25	Tyrel Dodson	LB	6-0	237	6	Texas A&M '19
40	Willie Gay Jr.	LB	6-1	246	6	Mississippi State '20
42	Jackson Woodard	LB	6-2	230	R	UNLV '25
44	Chop Robinson	LB	6-3	254	2	Penn State '24
53	Cameron Goode	LB	6-3	245	3	California '22
56	Quinton Bell	LB	6-4	258	4	Prairie View A&M '19

DEFENSIVE BACKS (10)

NO	NAME	POS	HT	WT	EXP	COLLEGE
9	Ifeatu Melifonwu	S	6-3	210	5	Syracuse '21
11	Dante Trader Jr.	S	5-11	202	R	Maryland '25
21	Ashtyn Davis	S	6-1	205	6	California '20
23	Jack Jones	CB	5-11	175	4	Arizona State '22
24	A.J. Green III	CB	6-2	198	4	Oklahoma State '20
26	Rasul Douglas	CB	6-2	209	9	West Virginia '17
27	Ethan Bonner	CB	6-1	190	2	Stanford '23
29	Minkah Fitzpatrick	S	6-1	207	8	Alabama '18
33	Jason Marshall Jr.	CB	6-0	204	R	Florida '25
38	Ethan Robinson	CB	6-0	195	R	Minnesota '25

SPECIALISTS (3)

NO	NAME	POS	HT	WT	EXP	COLLEGE
16	Jake Bailey	P	6-2	212	7	Stanford '19
47	Riley Patterson	K	6-0	190	5	Memphis '21
49	Joe Cardona	LS	6-2	241	11	Navy '15

PRACTICE SQUAD (16)

NO	NAME	POS	HT	WT	EXP	COLLEGE
34	Jeff Wilson Jr.	RB	6-0	205	8	North Texas '18
35	Clarence Lewis	CB	5-11	200	R	Syracuse '25
37	JaMycal Hasty	RB	5-8	205	5	Baylor '20
41	Jack Henderson	S	6-2	215	R	Minnesota '25
45	Jimmy Ciarlo	LB	6-2	225	2	Army '24
50	Kadeem Carter II	LB	6-6	257	2	Army (FL) '24
57	K.C. Ossai	LB	6-1	240	R	Louisiana '25
59	Derrick McLendon	LB	6-4	250	1	Colorado '24
68	Josh Priebe	OL	6-5	306	R	Michigan '25
71	Kion Smith	OL	6-5	300	3	Fayetteville St. '21
75	Kadeem Telfort	OL	6-7	322	2	UAB '23
76	Roy Mbaeteka	OL	6-8	330	1	--
86	Chris Myarick	TE	6-5	261	5	Temple '21
87	Hayden Rucci	TE	6-5	247	1	Wisconsin '24
88	AJ Henning	WR	5-10	192	R	Northwestern '25
96	Alex Huntley	DT	6-4	298	R	South Carolina '25

PRACTICE SQUAD/INJURED (1)

NO	NAME	POS	HT	WT	EXP	COLLEGE
41	Kendall Sheffield	CB	5-11	200	5	Ohio State '19



2025 MIAMI DOLPHINS – HOW THEY WERE ACQUIRED

*as of Dec. 30, 2025

	DRAFT (18)	UDFA (5)	TRADES (3)	WAIVERS (3)	FREE AGENTS (23)
2019				DT Zach Sieler (Bal.)	
2020	QB Tua Tagovailoa (1a) T Austin Jackson (1b)				
2021	WR Jaylen Waddle (1a)				
2022	LB Cameron Goode (7a)		LB Bradley Chubb (Den.)		FB Alec Ingold
2023	RB De'Von Achane (3)	CB Ethan Bonner TE Julian Hill			P Jake Bailey LB Quinton Bell
2024	LB Chop Robinson (1) T Patrick Paul (2) RB Jaylen Wright (4) WR Malik Washington (6a) WR Tajh Washington (7)	OL Andrew Meyer		LB Tyrel Dodson (Sea.)	OL Aaron Brewer (Ten.) LB Jordyn Brooks (Sea.)
2025	DT Kenneth Grant (1) OL Jonah Savaiinaea (2) DT Jordan Phillips (5a) CB Jason Marshall Jr. (5b) S Dante Trader Jr. (5c) RB Ollie Gordon II (4) QB Quinn Ewers (7a) DT Zeek Biggers (7b)	CB Ethan Robinson WR Theo Wease Jr.	S Minkah Fitzpatrick (Pit.) TE Darren Waller (NYG)	DT Matthew Butler (LV)	OL Larry Borom (Chi.) LB K.J. Britt (TB) OL Daniel Brunsell LS Joe Cardona TE Greg Dulcich CB Rasul Douglas S Ashtyn Davis (NYJ) LB Willie Gay Jr. (NO) CB A.J. Green III CB Jack Jones T Kendall Lamm S Ifeatu Melifonwu (Det.) K Riley Patterson OL Cole Strange WR Nick Westbrook-Ikhine (Ten.) QB Zach Wilson (Den.) WR Cedrick Wilson Jr. LB Jackson Woodard

PRONUNCIATION GUIDE					
PLAYER	PHONETICALLY	PLAYER	PHONETICALLY	COACH	PHONETICALLY
RB De'Von Achane	duh-VON A-chan	FB Alec Ingold	INN-gold	Mathieu Araujo	uh-ROO-joh
OL Larry Borom	BOAR-uhm	S Ifeatu Melifonwu	ee-FAH-too mel-uh-fawn-woo	Lemuel Jeanpierre	leh-mew-ELL zhon-pee-AIR
OL Aaron Brewer	AY-rin	OL Jonah Savaiinaea	suh-vai'i-neye-uh (like Hawai'i)	Dave Puloka	puh-LOH-kuh
LB Tyrel Dodson	TIE-rell	DT Zach Sieler	SEE-ler	Eric Stutesville	STOO-des-vill
CB Rasul Douglas	RAH-sool	QB Tua Tagovailoa	TOO-uh TUNG-oh-vai-LOA		
LB Cameron Goode	good	WR Nick Westbrook-Ikhine	ih-KEY-nay		



MIAMI DOLPHINS CONTRACT STATUS

*as of Dec. 30, 2025

CONTRACT STATUS									
	NO	NAME	2025	2026	2027	2028	2029	2030	CONTRACT DETAILS
QB	0	Wilson, Zach		UFA					Signed 1-year contract as UFA in 2025
	1	Tagovailoa, Tua					UFA		Signed 4-year contract extension in 2024
	14	Ewers, Quinn					UFA		Signed 4-year rookie contract in 2025
RB	5	Wright, Jaylen				UFA			Signed 4-year rookie contract in 2024
	28	Achane, De'Von			UFA				Signed 4-year rookie contract in 2023
	30	Ingold, Alec			UFA				Signed 3-year contract extension in 2023
WR	31	Gordon II, Ollie					UFA		Signed 4-year rookie contract in 2025
	6	Washington, Malik				UFA			Signed 4-year rookie contract in 2024
	17	Waddle, Jaylen					UFA		Signed 3-year contract extension in 2024
	18	Westbrook-Ikhine, Nick			UFA				Signed 2-year contract as UFA in 2025
	19	Wilson Jr., Cedrick		UFA					Signed 1-year contract from NO's PS in 2025
TE	81	Wease Jr., Theo			ERFA				Signed 2-year contract from PS in 2025
	84	Washington, Taji				UFA			Signed 4-year rookie contract in 2024
	83	Waller, Darren		UFA					Signed 1-year contract restructure in 2025
	85	Dulcich, Greg		UFA					Signed 1-year contract from PS in 2025
OL	89	Hill, Julian		RFA					Signed 3-year contract as UDFA in 2023
	52	Paul, Patrick				UFA			Signed 4-year rookie contract in 2024
	55	Brewer, Aaron			UFA				Signed 3-year contract as UFA in 2024
	60	Meyer, Andrew			RFA				Signed 3-year contract as UDFA in 2024
	64	Brunskill, Daniel		UFA					Signed 1-year contract as FA in 2025
	69	Strange, Cole		UFA					Signed 1-year contract from CLE's PS in 2025
	70	Lamm, Kendall		UFA					Signed 1-year contract as FA in 2025
	72	Savaiinaea, Jonah					UFA		Signed 4-year rookie contract in 2025
	73	Jackson, Austin			UFA				Signed 3-year contract extension in 2023
DL	79	Borom, Larry		UFA					Signed 1-year contract as UFA in 2025
	90	Grant, Kenneth					5YO	UFA	Signed 5-year rookie contract in 2025
	91	Butler, Matthew		RFA					Signed 1-year contract as ERFA with LV in 2025
	92	Sieler, Zach						UFA	Signed 3-year contract extension in 2025
	93	Biggers, Zeek					UFA		Signed 4-year rookie contract in 2025
LB	94	Phillips, Jordan					UFA		Signed 4-year rookie contract in 2025
	2	Chubb, Bradley				UFA			Signed 3-year contract restructure in 2025
	3	Britt, K.J.		UFA					Signed 1-year contract as UFA in 2025
	20	Brooks, Jordyn			UFA				Signed 3-year contract as UFA in 2024
	25	Dodson, Tyrel			UFA				Signed 2-year contract as UFA in 2025
	40	Gay Jr., Willie		UFA					Signed 1-year contract as UFA in 2025
	42	Woodard, Jackson			ERFA				Signed 2-year contract from HOU PS in 2025
	44	Robinson, Chop				5YO	UFA		Signed 5-year rookie contract in 2024
	53	Goode, Cameron		RFA					Signed 1-year contract as ERFA in 2025
DB	56	Bell, Quinton		UFA					Signed 1-year contract from PS in 2025
	9	Melifonwu, Ifeatu		UFA					Signed 1-year contract as UFA in 2025
	11	Trader Jr., Dante					UFA		Signed 4-year rookie contract in 2025
	21	Davis, Ashtyn		UFA					Signed 1-year contract as UFA in 2025
	23	Jones, Jack		UFA					Signed 1-year contract as FA in 2025
	24	Green III, A.J.		UFA					Signed 1-year contract from LAR's PS in 2025
	26	Douglas, Rasul		UFA					Signed 1-year contract as FA in 2025
	27	Bonner, Ethan		ERFA					Signed 2-year contract as FA in 2024
	29	Fitzpatrick, Minkah			UFA				Signed 2-year contract restructure in 2025
ST	33	Marshall Jr., Jason					UFA		Signed 4-year rookie contract in 2025
	38	Robinson, Ethan			ERFA				Signed 2-year contract from PS in 2025
	16	Bailey, Jake		UFA					Signed 2-year contract as UFA in 2024
	47	Patterson, Riley		UFA					Signed 1-year contract from PS in 2025
	49	Cardona, Joe		UFA					Signed 1-year contract as FA in 2025



SUPPLEMENTAL STATS

TEAM STATS



MIAMI DOLPHINS / REGULAR SEASON WEEK 17 / THROUGH SUNDAY, DECEMBER 28, 2025

WON 7, LOST 9

Sep. 7	L	8-33	at Indianapolis	64,065
Sep. 14	L	27-33	New England	65,593
Sep. 18	L	21-31	at Buffalo	70,641
Sep. 29	W	27-21	N.Y. Jets	65,848
Oct. 5	L	24-27	at Carolina	72,301
Oct. 12	L	27-29	L.A. Chargers	65,592
Oct. 19	L	6-31	at Cleveland	63,762
Oct. 26	W	34-10	at Atlanta	71,344
Oct. 30	L	6-28	Baltimore	66,132
Nov. 9	W	30-13	Buffalo	66,030
Nov. 16	W	16-13 (OT)	Washington	78,610
Nov. 30	W	21-17	New Orleans	63,864
Dec. 7	W	34-10	at N.Y. Jets	68,625
Dec. 15	L	15-28	at Pittsburgh	65,663
Dec. 21	L	21-45	Cincinnati	65,885
Dec. 28	W	20-17	Tampa Bay	66,552

TEAM STATISTICS

FIRST DOWNS

Rushing	99	107
Passing	167	178
Penalty	12	36
Third Down-Made/Att	62/179	78/198
Third Down Efficiency	34.6%	39.4%
Fourth Down-Made/Att	11/22	20/27
Fourth Down Efficiency	50.0%	74.1%

TOTAL NET YARDS	4,932	5,472
Avg. Per Game	308.3	342.0
Total Plays	895	967
Avg. Per Play	5.5	5.7

NET YARDS RUSHING	1,981	2,008
Avg. Per Game	123.8	125.5
Total Rushes	407	435
Avg. Per Rush	4.9	4.6

NET YARDS PASSING	2,951	3,464
Avg. Per Game	184.4	216.5
Sacked/Yards Lost	34/234	39/242
Gross Yards	3,185	3,706
Attempts/Completions	454/306	493/354
Pct. of Completion	67.4%	71.8%
Had Intercepted	17	9

PUNTS/AVERAGE	57/48.4	56/49.8
Net Punting Average	42.8	42.4

PUNT RETURN/AVG.	20/13.9	25/10.4
KICKOFF RETURN/AVG.	63/26.4	59/26.8

INTERCEPTION RETURN/AVG.	9/11.3	17/10.1
PENALTIES/YARDS	14/759	100/789

FUMBLES/BALL LOST	17/5	20/11
TOUCHDOWNS	37	45

Rushing	14	14
Passing	22	28
Returns	1	3

EXTRA POINTS/ATTEMPTS	33/34	38/40
TWO POINT CONVERSION/ATT.	1/3	3/5

FIELD GOALS/ATTEMPTS	26/28	24/28
AVG. TIME OF POSSESSION	28:52	31:08

SCORE/QUARTER	Q1	Q2	Q3	Q4	OT	PTS
TEAM	82	111	27	114	3	337
OPPONENTS	62	87	116	121	0	386

SCORING	TD	RU	PA	RT	PAT	FG	2PT	S	PTS
R. Patterson	0	0	0	0	33/34	26/28	0	0	111
D. Achane	12	8	4	0	0/0	0/0	0	0	72
J. Waddle	6	0	6	0	0/0	0/0	0	0	36
D. Waller	6	0	6	0	0/0	0/0	0	0	36
O. Gordon II	4	3	1	0	0/0	0/0	0	0	24
M. Washington	4	1	2	1	0/0	0/0	0	0	24
J. Wright	2	2	0	0	0/0	0/0	0	0	12
G. Dulcich	1	0	1	0	0/0	0/0	0	0	6
T. Hill	1	0	1	0	0/0	0/0	0	0	6
T. Wease Jr.	1	0	1	0	0/0	0/0	0	0	6
J. Hill	0	0	0	0	0/0	0/0	1	0	2
DOLPHINS	37	14	22	1	33/34	26/28	1	0	337
OPPONENTS	45	14	28	3	38/40	24/28	3	0	386

SACKS: B. Chubb 8.5, Z. Sieler 5.5, T. Dodson 5.0, C. Robinson 4.0, J. Brooks 3.5, J. Phillips 3.0, K. Grant 2.0, W. Gay Jr. 2.0, Z. Biggers 1.5, B. Jones 1.0, M. Fitzpatrick 1.0, R. Douglas 1.0, I. Melifonwu 1.0, **TM** 39.0, **OPP** 34.0

PASSING	ATT	CMP	YDS	CMP%	YDS/ATT	TD	TD%	INT	INT%	LONG	SACK	LOST	RATING
T. Tagovailoa	384	260	2,660	67.7	6.9	20	5.2	15	3.9	47	30	195	88.5
Q. Ewers	60	39	485	65.0	8.1	2	3.3	2	3.3	63t	4	39	87.2
Z. Wilson	9	6	32	66.7	3.6	0	0.0	0	0.0	11	0	0	72.5
J. Waddle	1	1	8	100.0	8.0	0	0.0	0	0.0	8	0	0	100.0
DOLPHINS	454	306	3,185	67.4	7.0	22	4.8	17	3.7	63t	34	234	88.0
OPPONENTS	493	354	3,706	71.8	7.5	28	5.7	9	1.8	59	39	242	104.6

RUSHING	NO.	YDS	AVG	LONG	TD
D. Achane	238	1,350	5.7	59t	2
J. Wright	57	265	4.6	32	3
O. Gordon II	61	190	3.1	20	3
M. Washington	15	88	5.9	18	1
T. Tagovailoa	20	43	2.2	8	0
J. Waddle	2	28	14.0	21	0
Q. Ewers	7	10	1.4	7	0
A. Ingold	2	9	4.5	6	0
D. Waller	1	4	4.0	4	0
Z. Wilson	3	1	0.3	3	0
G. Dulcich	1	-7	-7.0	-7	0
DOLPHINS	407	1,981	4.9	59t	14
OPPONENTS	435	2,008	4.6	53	14

RECEIVING	NO.	YDS	AVG	LONG	TD
J. Waddle	64	910	14.2	46t	6
D. Achane	67	488	7.3	29t	4
M. Washington	43	311	7.2	28	2
D. Waller	24	283	11.8	34	6
G. Dulcich	23	304	13.2	29	1
T. Hill	21	265	12.6	47	1
N. Westbrook-Ikhine	11	89	8.1	18	0
J. Hill	14	132	9.4	20	0
T. Conner	9	91	10.1	28	0
A. Ingold	7	49	7.0	22	0
O. Gordon II	6	30	5.0	20t	1
D. Eskridge	4	62	15.5	40	0
C. Wilson Jr.	5	44	8.8	16	0
J. Wright	3	27	9.0	18	0
T. Wease Jr.	3	95	31.7	63t	1
T. Washington	1	11	11.0	11	0
DOLPHINS	305	3,191	10.5	63t	22
OPPONENTS	354	3,706	10.5	59	28

INTERCEPTIONS	NO.	YDS	AVG	LONG	TD
R. Douglas	2	43	21.5	38	0
J. Marshall Jr.	1	24	24.0	24	0
A. Davis	1	21	21.0	21	0
M. Fitzpatrick	1	7	7.0	7	0
J. Jones	1	7	7.0	7	0
E. Bonner	1	0	0.0	0	0
T. Dodson	1	0	0.0	0	0
I. Melifonwu	1	0	0.0	0	0
DOLPHINS	9	102	11.3	38	0
OPPONENTS	17	172	10.1	34t	1

PUNTING	NO.	YDS	AVG	NET	TB	IN	LG	B
J. Bailey	57	2,760	48.4	42.8	3	21	64	0
DOLPHINS	57	2,760	48.4	42.8	3	21	64	0
OPPONENTS	56	2,791	49.8	42.4	7	27	72	0

PUNT RETURNS	RET	FC	YDS	AVG	LONG	TD
M. Washington	19	11	258	13.6	74t	1
T. Hill	1	0	19	19.0	19	0
DOLPHINS	20	11	277	13.9	74t	1
OPPONENTS	25	17	259	10.4	78t	1

KICKOFF RETURNS	NO.	YDS	AVG	LONG	TD
M. Washington	34	911	26.8	47	0
D. Eskridge	28	726	25.9	54	0
O. Gordon II	1	25	25.0	25	0
DOLPHINS	63	1,662	26.4	54	0
OPPONENTS	59	1,583	26.8	90t	1

FIELD GOALS	1-19	20-29	30-39	40-49	50+
R. Patterson	0/0	5/5	8/9	11/11	2/3
DOLPHINS	0/0	5/5	8/9	11/11	2/3
OPPONENTS	0/0	5/5	10/11	5/5	4/7

2-Pt Conv: J. Hill 1, **TM** 1-3, **OPP** 3-5



PLAYER	DEFENSIVE STATISTICS										
	SOLO	ASST	TOT	SACKS	SACKS/YDS.	TFL	QBH	INT	PD	FF	FR
J. Brooks	95	79	174	3.5	3.5/25.0	13	4	0	3	1	1
T. Dodson	72	49	121	5.0	5.0/40.0	10	6	1	3	1	1
M. Fitzpatrick	56	18	74	1.0	1.0/9.0	4	2	1	6	1	2
Ja. Jones	47	26	73	0.0	0.0/0.0	4	0	1	6	2	0
R. Douglas	35	24	59	1.0	1.0/2.0	2	2	2	12	1	0
A. Davis	39	19	58	0.0	0.0/0.0	3	0	1	4	1	0
I. Melifonwu	28	19	47	1.0	1.0/13.0	1	1	1	1	0	0
B. Chubb	23	23	46	8.5	8.5/59.0	8	18	0	0	2	1
Z. Sieler	27	17	44	5.5	5.5/29.0	9	9	0	1	0	1
D. Trader Jr.	22	19	41	0.0	0.0/0.0	0	0	0	1	0	0
K. Grant	15	17	32	2.0	2.0/3.0	2	4	0	1	0	0
Jo. Phillips	8	21	29	0.0	0.0/0.0	1	1	0	0	0	0
Ja. Phillips	15	10	25	3.0	3.0/22.0	3	7	0	0	0	1
C. Robinson	10	11	21	4.0	4.0/15.5	4	7	0	1	1	0
K. Britt	6	14	20	0.0	0.0/0.0	0	1	0	0	0	0
J. Marshall Jr.	13	6	19	0.0	0.0/0.0	1	1	1	4	0	0
Z. Biggers	5	13	18	1.5	1.5/9.5	1	4	0	0	0	0
W. Gay Jr.	7	9	16	2.0	2.0/5.0	3	2	0	2	0	0
M. Judon	7	9	16	0.0	0.0/0.0	1	3	0	1	0	0
Be. Jones	6	9	15	1.0	1.0/10.0	2	1	0	1	0	0
M. Butler	7	5	12	0.0	0.0/0.0	0	2	0	0	0	0
J. Brents	8	3	11	0.0	0.0/0.0	0	0	0	1	0	1
E. Bonner	4	3	7	0.0	0.0/0.0	1	0	1	2	0	0
C. Goode	1	5	6	0.0	0.0/0.0	0	0	0	1	0	0
Q. Bell	0	3	3	0.0	0.0/0.0	0	1	0	0	0	1
C. Armstrong	1	1	2	0.0	0.0/0.0	0	0	0	0	0	0
S. Duck	1	1	2	0.0	0.0/0.0	0	0	0	1	0	0
K. Sheffield	1	0	1	0.0	0.0/0.0	0	0	0	0	0	0
N. Westbrook-Ikhine	1	0	1	0.0	0.0/0.0	0	0	0	0	0	0
DOLPHINS	560	433	993	39.0	39.0/242.0	73	76	9	52	10	9

SOLO =Tackle, ASST=Assist, TOT=Combined, TFL=Tackle for a Loss, QBH=Pressures, INT=Interception, PD=Pass Defense, FF=Forced Fumble, FR=Fumble Recovery

SACKS: **B. Chubb** (8.5) - 1.0 at Indianapolis Colts (09/07), 1.0 vs New England Patriots (09/14), 1.0 at Buffalo Bills (09/18), 1.0 at Carolina Panthers (10/05), 1.0 vs Buffalo Bills (11/09), 1.0 vs New Orleans Saints (11/30), 0.5 at New York Jets (12/07), 2.0 vs Tampa Bay Buccaneers (12/28), **Z. Sieler** (5.5) - 1.0 vs Buffalo Bills (11/09), 2.5 at New York Jets (12/07), 1.0 at Pittsburgh Steelers (12/15), 1.0 vs Cincinnati Bengals (12/21), **T. Dodson** (5) - 1.0 at Buffalo Bills (09/18), 1.0 vs New York Jets (09/29), 1.0 at Cleveland Browns (10/19), 1.0 vs Washington Commanders (11/16), 1.0 vs Tampa Bay Buccaneers (12/28), **C. Robinson** (4) - 1.0 vs New England Patriots (09/14), 1.5 vs New Orleans Saints (11/30), 1.0 at New York Jets (12/07), 0.5 vs Cincinnati Bengals (12/21), **J. Brooks** (3.5) - 1.0 vs New England Patriots (09/14), 0.5 at Carolina Panthers (10/05), 1.0 at Atlanta Falcons (10/26), 1.0 at Pittsburgh Steelers (12/15), **Ja. Phillips** (3) - 1.0 at Carolina Panthers (10/05), 1.0 at Cleveland Browns (10/19), 1.0 vs Baltimore Ravens (10/30), **W. Gay Jr.** (2) - 1.0 vs Buffalo Bills (11/09), 1.0 at New York Jets (12/07), **K. Grant** (2) - 0.5 at Carolina Panthers (10/05), 1.0 vs Los Angeles Chargers (10/12), 0.5 vs Cincinnati Bengals (12/21), **Z. Biggers** (1.5) - 0.5 vs New Orleans Saints (11/30), 1.0 at Pittsburgh Steelers (12/15), **R. Douglas** (1) - 1.0 vs New York Jets (09/29), **M. Fitzpatrick** (1) - 1.0 vs New Orleans Saints (11/30), **B. Jones** (1) - 1.0 vs Baltimore Ravens (10/30), **I. Melifonwu** (1) - 1.0 at New York Jets (12/07)

NOTE: Special teams and miscellaneous statistics not included above.

Miscellaneous Tackles: J. Waddle (4), D. Achane (3), M. Washington (2), A. Brewer (1), G. Dulcich (1), D. Eskridge (1), J. Hill (1), J. Savaiinaea (1), C. Strange (1), T. Washington (1), N. Westbrook-Ikhine (1).

Miscellaneous Fumble Recoveries: T. Tagovailoa (3), O. Gordon II (2), D. Achane (1), L. Borom (1), Q. Ewers (1), A. Ingold (1), P. Paul (1).

PLAYER	SPECIAL TEAMS TACKLES							
	TACKLES	SOLO	ASSISTS	FOR FUMBLES	FUMBLE REC	BLKD FG	BLKD PAT	BLKD PUNT
C. Goode	15	6	9	0	0	0	0	0
K. Britt	10	6	4	0	0	0	0	0
E. Bonner	8	3	5	0	1	0	0	0
M. Fitzpatrick	8	3	5	0	0	0	0	0
D. Trader Jr.	7	4	3	1	1	0	0	0
E. Campbell	5	4	1	0	0	0	0	0
J. Colbert	5	4	1	0	0	0	0	0
N. Westbrook-Ikhine	5	3	2	0	0	0	0	0
J. Cardona	5	2	3	0	0	0	0	0
R. Patterson	4	3	1	0	0	0	0	0
J. Marshall Jr.	4	1	3	0	0	0	0	0
I. Johnson	3	3	0	0	0	0	0	0
J. Brents	3	2	1	0	0	0	0	0
M. Judon	3	2	1	0	0	0	0	0
W. Gay Jr.	2	2	0	0	0	0	0	0
T. Conner	2	1	1	0	0	0	0	0
A. Davis	2	1	1	0	0	0	0	0
O. Gordon II	2	1	1	0	0	0	0	0
C. Johnson	2	1	1	0	0	0	0	0
Q. Bell	2	0	2	0	0	0	0	0
J. Bailey	1	1	0	0	0	0	0	0
A. Green III	1	1	0	0	0	0	0	0
J. Hill	1	1	0	0	0	0	0	0
D. Eskridge	1	0	1	0	0	0	0	0
I. Melifonwu	1	0	1	0	0	0	0	0
H. Rucci	1	0	1	0	0	0	0	0
Z. Biggers	0	0	0	0	0	1	0	0
TOTALS	103	55	48	1	2	1	0	0



DOLPHINS - INDIVIDUAL

			OPPONENT	DATE
RUSHING				
Rushing Attempts	24	Jaylen Wright	at N.Y. Jets	12/7
Rushing Yards	174	De'Von Achane	vs. Buffalo	11/9
Rushing Average	13.1	De'Von Achane	at N.Y. Jets	12/7
Rushing Touchdowns	2	De'Von Achane	vs. Buffalo	11/9
		De'Von Achane	vs. L.A. Chargers	10/12
RECEIVING				
Pass Receptions	8	De'Von Achane	vs. New England	9/14
Receiving Yards	110	Jaylen Waddle	at Carolina	10/5
Touchdown Receptions	2	Darren Waller	at Pittsburgh	12/15
		Darren Waller	vs. N.Y. Jets	9/29
PASSING				
Passes Completed	27	Tua Tagovailoa	at Carolina	10/5
Passes Attempted	40	Tua Tagovailoa	vs. Baltimore	10/30
Completion Percentage	81.3	Tua Tagovailoa	vs. New England	9/14
Passing Yards	315	Tua Tagovailoa	vs. New England	9/14
Yards Per Attempt	9.8	Tua Tagovailoa	vs. New England	9/14
Touchdown Passes	4	Tua Tagovailoa	at Atlanta	10/26
Passer Rating	138.6	Tua Tagovailoa	at Atlanta	10/26
PUNT RETURNS				
Punt Returns	3	Malik Washington	at Carolina	10/5
Punt Return Yards	74	Malik Washington	vs. New England	9/14
KICKOFF RETURNS				
Kickoff Returns	5	Malik Washington	vs. Cincinnati	12/21
		Malik Washington	vs. L.A. Chargers	10/12
Kickoff Return Yards	153	Malik Washington	vs. L.A. Chargers	10/12
PUNTS				
Punts	6	Jake Bailey	at N.Y. Jets	12/7
		Jake Bailey	at Carolina	10/5
Punts Inside the 20	3	Jake Bailey	at Carolina	10/5
		Jake Bailey	vs. N.Y. Jets	9/29
Punting Average	55.5	Jake Bailey	vs. L.A. Chargers	10/12
INTERCEPTIONS				
Interceptions Made	1	Ashtyn Davis	vs. Tampa Bay	12/28
		Jason Marshall Jr.	vs. Tampa Bay	12/28
		Ethan Bonner	at N.Y. Jets	12/7
		Tyrel Dodson	at N.Y. Jets	12/7
		Rasul Douglas	at N.Y. Jets	12/7
		Rasul Douglas	vs. New Orleans	11/30
		Jack Jones	vs. Washington	11/16
		Ifeatu Melifonwu	vs. Buffalo	11/9
		Minkah Fitzpatrick	at Carolina	10/5
INT Return Yards	38	Rasul Douglas	vs. New Orleans	11/30
TACKLES				
Tackles	20	Jordyn Brooks	vs. Washington	11/16
Sacks	2.5	Zach Sieler	at N.Y. Jets	12/7
SCORING				
Touchdowns	2	Darren Waller	at Pittsburgh	12/15
		De'Von Achane	vs. Buffalo	11/9
		De'Von Achane	vs. L.A. Chargers	10/12
		Darren Waller	vs. N.Y. Jets	9/29
Field Goals Attempted	4	Riley Patterson	vs. New Orleans	11/30
Field Goals Made	4	Riley Patterson	vs. New Orleans	11/30
MISC. YARDS				
Yards From Scrimmage	225	De'Von Achane	vs. Buffalo	11/9
Combined Net Yards	225	De'Von Achane	vs. Buffalo	11/9
2025 REGULAR SEASON MIAMI DOLPHINS LONGEST PLAYS				
RUSHING				
Run From Scrimmage	59	De'Von Achane	vs. Buffalo	11/9
Touchdown Run	59	De'Von Achane	vs. Buffalo	11/9
RECEIVING				
Pass Reception	63	Theo Wease Jr.	vs. Tampa Bay	12/28
Touchdown Reception	63	Theo Wease Jr.	vs. Tampa Bay	12/28
PASSING				
Passing Long	63	Quinn Ewers	vs. Tampa Bay	12/28
Touchdown Pass Long	63	Quinn Ewers	vs. Tampa Bay	12/28
RETURNS				
Longest Own Fumble Return	3	Alec Ingold	vs. Cincinnati	12/21
Longest Opponent's Fumble Return	6	Tyrel Dodson	at Atlanta	10/26
Punt Return	74	Malik Washington	vs. New England	9/14
Kickoff Return	54	Dee Eskridge	at Buffalo	9/18
Interception Return	38	Rasul Douglas	vs. New Orleans	11/30
KICKING				
Punt	64	Jake Bailey	vs. N.Y. Jets	9/29
Field Goal	54	Riley Patterson	at Pittsburgh	12/15
Field Goal Attempt	57	Riley Patterson	vs. L.A. Chargers	10/12

STATISTICAL BESTS



OPPONENT - INDIVIDUAL

		RUSHING		
Rushing Attempts	25	Quinshon Judkins	at Cleveland	10/19
Rushing Yards	206	Rico Dowdle	at Carolina	10/5
Rushing Average	11.6	Justin Fields	vs. N.Y. Jets	9/29
Rushing Touchdowns	3	Quinshon Judkins	at Cleveland	10/19
		RECEIVING		
Pass Receptions	9	Ja'Marr Chase	vs. Cincinnati	12/21
		Kyle Pitts Sr.	at Atlanta	10/26
Receiving Yards	114	Jalen McMillan	vs. Tampa Bay	12/28
Touchdown Receptions	2	Chase Brown	vs. Cincinnati	12/21
		Mark Andrews	vs. Baltimore	10/30
		PASSING		
Passes Completed	33	Baker Mayfield	vs. Tampa Bay	12/28
Passes Attempted	44	Baker Mayfield	vs. Tampa Bay	12/28
Completion Percentage	85.2	Aaron Rodgers	at Pittsburgh	12/15
Passing Yards	346	Baker Mayfield	vs. Tampa Bay	12/28
Yards Per Attempt	10.0	Drake Maye	vs. New England	9/14
Touchdown Passes	4	Joe Burrow	vs. Cincinnati	12/21
		Lamar Jackson	vs. Baltimore	10/30
Passer Rating	146.5	Joe Burrow	vs. Cincinnati	12/21
		PUNT RETURNS		
Punt Returns	3	Calvin Austin III	at Pittsburgh	12/15
		Isaiah Williams	at N.Y. Jets	12/7
Punt Return Yards	91	Isaiah Williams	at N.Y. Jets	12/7
		KICKOFF RETURNS		
Kickoff Returns	6	Antonio Gibson	vs. New England	9/14
Kickoff Return Yards	171	Antonio Gibson	vs. New England	9/14
		PUNTS		
Punts	6	Austin McNamara	at N.Y. Jets	12/7
		Kai Kroeger	vs. New Orleans	11/30
		Jordan Stout	vs. Baltimore	10/30
		Corey Bojorquez	at Cleveland	10/19
Punts Inside the 20	4	Ryan Rehkow	vs. Cincinnati	12/21
		Jordan Stout	vs. Baltimore	10/30
Punting Average	68.0	Bryce Baringer	vs. New England	9/14
		INTERCEPTIONS		
Interceptions Made	1	Barrett Carter	vs. Cincinnati	12/21
		Jalen Davis	vs. Cincinnati	12/21
		Asante Samuel Jr.	at Pittsburgh	12/15
		Kool-Aid McKinstry	vs. New Orleans	11/30
		Cole Bishop	vs. Buffalo	11/9
		Maxwell Hairston	vs. Buffalo	11/9
		Malaki Starks	vs. Baltimore	10/30
		Tyson Campbell	at Cleveland	10/19
		Ronnie Hickman	at Cleveland	10/19
		Rayshawn Jenkins	at Cleveland	10/19
		Derwin James Jr.	vs. L.A. Chargers	10/12
		Tony Jefferson	vs. L.A. Chargers	10/12
		Benjamin St-Juste	vs. L.A. Chargers	10/12
		Terrel Bernard	at Buffalo	9/18
		Marte Mapu	vs. New England	9/14
		Camryn Bynum	at Indianapolis	9/7
		Laiatu Latu	at Indianapolis	9/7
INT Return Yards	34	Tyson Campbell	at Cleveland	10/19
		TACKLES		
Tackles	15	Jamien Sherwood	at N.Y. Jets	12/7
Sacks	2.0	Cameron Jordan	vs. New Orleans	11/30
		Milton Williams	vs. New England	9/14
		SCORING		
Touchdowns	3	Chase Brown	vs. Cincinnati	12/21
		Quinshon Judkins	at Cleveland	10/19
Field Goals Attempted	5	Cameron Dicker	vs. L.A. Chargers	10/12
Field Goals Made	5	Cameron Dicker	vs. L.A. Chargers	10/12
		MISC. YARDS		
Yards From Scrimmage	234	Rico Dowdle	at Carolina	10/5
Combined Net Yards	234	Rico Dowdle	at Carolina	10/5
2025 REGULAR SEASON OPPONENTS LONGEST PLAYS			OPPONENT	DATE
		RUSHING		
Run From Scrimmage	53	Rico Dowdle	at Carolina	10/5
Touchdown Run	46	Quinshon Judkins	at Cleveland	10/19
		RECEIVING		
Pass Reception	59	Chris Godwin Jr.	vs. Tampa Bay	12/28
Touchdown Reception	35	Keon Coleman	vs. Buffalo	11/9
		PASSING		
Passing Long	59	Baker Mayfield	vs. Tampa Bay	12/28
Touchdown Pass Long	35	Jesh Allen	vs. Buffalo	11/9
		RETURNS		
Longest Opponent's Fumble Return	11	Aleahi Gilman	vs. Baltimore	10/30
Punt Return	78	Isaiah Williams	at N.Y. Jets	12/7
Kickoff Return	90	Antonio Gibson	vs. New England	9/14
Interception Return	34	Tyson Campbell	at Cleveland	10/19
Longest INT Return for TD	34	Tyson Campbell	at Cleveland	10/19
		KICKING		
Punt	72	Austin McNamara	at N.Y. Jets	12/7
Field Goal	58	Nick Folk	vs. N.Y. Jets	9/29
Field Goal Attempt	58	Nick Folk	vs. N.Y. Jets	9/29



IN 2025 MIAMI WAS...

DOLPHINS LEAD AFTER 1ST QUARTER	5-2	DOLPHINS ON THE ROAD	2-5
DOLPHINS LEAD AFTER 2ND QUARTER	6-2	DOLPHINS INDOORS	2-1
DOLPHINS LEAD AFTER 3RD QUARTER	6-1	DOLPHINS OUTDOORS	4-7
DOLPHINS BEHIND AFTER 1ST QUARTER	0-4	DOLPHINS ON ARTIFICIAL TURF	2-3
DOLPHINS BEHIND AFTER 2ND QUARTER	0-6	DOLPHINS ON GRASS	5-6
DOLPHINS BEHIND AFTER 3RD QUARTER	1-8	DOLPHINS WIN COIN TOSS	4-5
DOLPHINS SCORE FIRST	6-4	DOLPHINS SCORE 21 OR MORE POINTS	5-5
OPPONENT SCORES FIRST	1-5	DOLPHINS ALLOW 20 OR LESS POINTS	6-0
SCORE TIED AT HALFTIME	1-1	GAME GOES TO OVERTIME	1-0
HOME	5-4	ONE SCORE GAMES	4-3

DRIVE PRODUCTION

DATE	TEAMS	DRIVES	3/OUT	TD	FGA	FGM	PNT	DWN	TRN	SAF	CLK	POINTS	PTS/DRV	EFF
9/7	Miami	7	1	1	0	0	1	0	1	0	1	8	1.14	0.143
	at Indianapolis	7	0	3	4	4	0	0	0	0	0	33	4.71	1.000
9/14	Miami	8	1	2	2	2	2	1	1	0	0	20	2.50	0.500
	New England	10	3	3	2	2	2	0	0	0	2	26	2.60	0.600
9/18	Miami	9	4	3	0	0	4	0	1	0	1	21	2.33	0.333
	at Buffalo	9	2	4	2	1	2	0	0	0	1	31	3.44	0.556
9/29	Miami	9	4	3	2	2	4	0	0	0	0	27	3.00	0.556
	N.Y. Jets	10	0	2	2	2	2	0	2	0	1	21	2.10	0.400
10/5	Miami	10	4	3	1	1	6	0	0	0	0	24	2.40	0.400
	at Carolina	11	2	3	2	2	3	0	2	0	1	27	2.45	0.455
10/12	Miami	11	5	3	3	3	2	0	3	0	0	27	2.45	0.455
	L.A. Chargers	10	0	2	5	5	2	0	1	0	0	29	2.90	0.700
10/19	Miami	12	4	0	2	2	4	2	3	0	0	6	0.50	0.167
	at Cleveland	11	5	3	1	1	6	0	0	0	1	24	2.18	0.364
10/26	Miami	10	2	4	2	2	3	1	0	0	0	34	3.40	0.600
	at Atlanta	11	5	1	1	1	4	2	1	0	2	10	0.91	0.182
10/30	Miami	11	2	0	3	2	3	1	3	0	1	6	0.55	0.182
	Baltimore	11	4	4	0	0	6	0	0	0	1	28	2.55	0.364
11/9	Miami	11	3	4	1	1	3	0	2	0	1	30	2.73	0.455
	Buffalo	11	5	2	0	0	4	1	3	0	1	13	1.18	0.182
11/16	Miami	9	1	1	3	3	2	2	0	0	1	16	1.78	0.444
	Washington	8	1	1	4	2	1	1	1	0	0	13	1.63	0.375
11/30	Miami	12	5	1	4	4	4	1	1	0	1	19	1.58	0.417
	New Orleans	12	5	2	1	1	6	1	2	0	0	17	1.42	0.250
12/7	Miami	13	5	4	2	2	6	0	0	0	1	34	2.62	0.462
	at N.Y. Jets	12	6	0	1	1	6	1	3	0	1	3	0.25	0.083
12/15	Miami	10	3	2	1	1	4	0	1	0	2	15	1.50	0.300
	at Pittsburgh	9	4	4	0	0	5	0	0	0	0	28	3.11	0.444
12/21	Miami	12	5	3	0	0	4	1	3	0	1	21	1.75	0.250
	Cincinnati	12	4	6	1	1	4	0	0	0	1	45	3.75	0.583
12/28	Miami	11	5	2	2	2	5	0	0	0	2	20	1.82	0.364
	Tampa Bay	10	2	2	2	1	3	0	3	0	0	17	1.70	0.300
TOTALS	DOLPHINS	165	54	36	28	26	57	10	21	0	12	328	1.99	0.376
	OPPONENTS	164	48	42	28	24	56	6	18	0	12	365	2.23	0.409

RED ZONE PRODUCTION

DOLPHINS														
Date	Opponent	Pos	TD	PAT	2-Pt	Miss PAT	FG	FGA	Blk/ MFG	INT	Fum	Dwns	Half	Drive Ends
9/7	at Indianapolis	1	1	0	1	0	0	0	0	0	0	0	0	Game
9/14	New England	2	1	1	0	0	1	1	0	0	0	0	0	8
9/18	at Buffalo	3	3	3	0	0	0	0	0	0	0	0	0	21
9/29	N.Y. Jets	4	3	3	0	0	1	1	0	0	0	0	0	24
10/5	at Carolina	3	2	2	0	0	1	1	0	0	0	0	0	17
10/12	L.A. Chargers	3	2	0	0	0	1	1	0	0	0	0	0	17
10/19	at Cleveland	2	0	0	0	0	2	2	0	0	0	0	0	6
10/26	at Atlanta	5	3	3	0	0	2	2	0	0	0	0	0	27
10/30	Baltimore	3	0	0	0	0	0	1	1	0	1	1	0	0
11/9	Buffalo	1	1	1	0	0	0	0	0	0	0	0	0	7
11/16	Washington	5	1	1	0	0	2	2	0	0	0	2	0	13
11/30	New Orleans	2	0	0	0	0	2	2	0	0	0	0	0	6
12/7	at N.Y. Jets	4	4	4	0	0	0	0	0	0	0	0	0	28
12/15	at Pittsburgh	2	2	0	0	0	0	0	0	0	0	0	0	12
12/21	Cincinnati	2	2	2	0	0	0	0	0	0	0	0	0	14
12/28	Tampa Bay	3	1	1	0	0	2	2	0	0	0	0	0	13
TOTALS		45	26	23	1	0	14	15	1	0	1	3	0	0
														223
														57.8
														88.9
														5.0

OPPONENT

Blk/														
Date	Opponent	Pos	TD	PAT	2-Pt	Miss PAT	FG	FGA	MFG	INT	Fum	Dwns	Half	Drive Ends
09/07	at Indianapolis	6	3	3	0	0	3	3	0	0	0	0	0	30
09/14	New England	4	3	0	1	2	1	1	0	0	0	0	0	23
09/18	at Buffalo	4	3	3	0	0	0	1	1	0	0	0	0	21
09/29	N.Y. Jets	2	0	0	0	0	1	1	0	0	1	0	0	3
10/05	at Carolina	5	3	3	0	0	2	2	0	0	0	0	0	27
10/12	L.A. Chargers	7	2	2	0	0	5	5	0	0	0	0	0	29
10/19	at Cleveland	3	2	2	0	0	1	1	0	0	0	0	0	17
10/26	at Atlanta	2	1	1	0	0	0	0	0	0	1	0	0	7
10/30	Baltimore	3	3	3	0	0	0	0	0	0	0	0	0	21
11/09	Buffalo	1	0	0	0	0	0	0	0	1	0	0	0	0
11/16	Washington	3	0	0	0	0	2	2	0	0	0	1	0	6
11/30	New Orleans	2	2	0	1	0	0	0	0	0	0	0	0	14
12/07	at N.Y. Jets	3	0	0	0	0	1	1	0	2	0	0	0	3
12/15	at Pittsburgh	3	3	3	0	0	0	0	0	0	0	0	0	21
12/21	Cincinnati	6	6	6	0	0	0	0	0	0	0	0	0	42
12/28	Tampa Bay	3	2	2	0	0	1	1	0	0	0	0	0	17
TOTALS		57	33	28	2	2	17	18	1	3	2	1	0	0
														281
														57.9
														87.7
														4.9



BLOCKS

		FGs	PATs	PUNTS	TOTAL
BY DOLPHINS		1	-	-	1
BY OPPONENTS		-	-	-	-

TURNOVERS

		TAKEAWAYS			GIVEAWAYS			SPECIAL TEAMS		DIFFERENTIAL	W	L
DATE	OPPONENT	INT	FUMBLES	TOTAL	INT	FUMBLES	TOTAL	GIVE	TAKE			
9/7	at Indianapolis	0	0	0	2	1	3	0	0	-3	0	1
9/14	New England	0	0	0	1	0	1	0	0	-1	0	1
9/18	at Buffalo	0	0	0	1	0	1	0	0	-1	0	1
9/29	N.Y. Jets	0	2	2	0	0	0	0	1	3	1	0
10/5	at Carolina	1	1	2	0	0	0	0	0	2	0	1
10/12	L.A. Chargers	0	1	1	3	0	3	0	0	-2	0	1
10/19	at Cleveland	0	0	0	3	0	3	1	0	-4	0	1
10/26	at Atlanta	0	1	1	0	0	0	0	0	1	1	0
10/30	Baltimore	0	0	0	1	2	3	0	0	-3	0	1
11/9	Buffalo	1	2	3	2	0	2	0	0	1	1	0
11/16	Washington	1	0	1	0	0	0	0	1	2	1	0
11/30	New Orleans	1	1	2	1	0	1	0	0	1	1	0
12/7	at N.Y. Jets	3	0	3	0	0	0	0	0	3	1	0
12/15	at Pittsburgh	0	0	0	1	0	1	0	0	-1	0	1
12/21	Cincinnati	0	0	0	2	1	3	0	0	-3	0	1
12/28	Tampa Bay	2	1	3	0	0	0	0	0	3	1	0
2025 TOTALS		9	9	18	17	4	21	1	2	-2	7	9





DOLPHINS BIG PLAYS

PASSING (25+ YARDS)

63t	Q. Ewers vs TB, 12/28
47	T. Tagovailoa vs NE, 09/14
46t	T. Tagovailoa at CAR, 10/05
45	T. Tagovailoa vs LAC, 10/12
43t	T. Tagovailoa at ATL, 10/26
40	Q. Ewers at CLV, 10/19
38t	T. Tagovailoa vs BUF, 11/09
34	T. Tagovailoa at CAR, 10/05
34	T. Tagovailoa vs NO, 11/30
31	T. Tagovailoa vs WAS, 11/16
29t	T. Tagovailoa vs NE, 09/14
29	T. Tagovailoa at PIT, 12/15
29	Q. Ewers vs CIN, 12/21
28	T. Tagovailoa vs NYJ, 09/29
28	T. Tagovailoa at CLV, 10/19
28	T. Tagovailoa vs BAL, 10/30
25	T. Tagovailoa vs NYJ, 09/29

RUSHING (15+ YARDS)

59t	D. Achane vs BUF, 11/09
49t	D. Achane vs LAC, 10/12
48t	D. Achane vs CIN, 12/21
46	D. Achane at CLV, 10/19
39	D. Achane at NYJ, 12/07
35t	D. Achane vs BUF, 11/09
32	J. Wright vs TB, 12/28
29t	D. Achane vs NO, 11/30
29	D. Achane at NYJ, 12/07
26	D. Achane at IND, 09/07
23	D. Achane at CLV, 10/19
23	D. Achane vs WAS, 11/16
22	D. Achane vs BAL, 10/30
21	D. Achane vs NYJ, 09/29
21	J. Waddle at NYJ, 12/07
20	O. Gordon II vs WAS, 11/16
18	M. Washington vs NE, 09/14
18	J. Wright vs BUF, 11/09
18	D. Achane vs WAS, 11/16
18	D. Achane vs TB, 12/28
16	O. Gordon II at BUF, 09/18
16	D. Achane vs LAC, 10/12
16	D. Achane vs NO, 11/30
15	D. Achane at IND, 09/07
15	D. Achane vs LAC, 10/12
15	D. Achane vs BAL, 10/30
15	D. Achane vs BUF, 11/09
15	D. Achane vs WAS, 11/16
15	D. Achane at PIT, 12/15
15	D. Achane vs TB, 12/28

OPPONENTS BIG PLAYS

PASSING (25+ YARDS)

59	B. Mayfield vs TB, 12/28
55	D. Maye vs NE, 09/14
42	J. Herbert vs LAC, 10/12
39	L. Jackson vs BAL, 10/30
36	D. Jones at IND, 09/07
36	J. Burrow vs CIN, 12/21
35	L. Jackson vs BAL, 10/30
35t	J. Allen vs BUF, 11/09
35	J. Burrow vs CIN, 12/21
33	B. Mayfield vs TB, 12/28
30	J. Allen at BUF, 09/18
29	B. Young at CAR, 10/05
28	J. Fields vs NYJ, 09/29
28	M. Mariota vs WAS, 11/16
28t	A. Rodgers at PIT, 12/15
28	B. Mayfield vs TB, 12/28
27t	D. Jones at IND, 09/07
27	J. Fields vs NYJ, 09/29
27	J. Burrow vs CIN, 12/21
26t	J. Allen vs BUF, 11/09
25	K. Cousins at ATL, 10/26
25	M. Mariota vs WAS, 11/16

RUSHING (15+ YARDS)

53	R. Dowdle at CAR, 10/05
46t	Q. Judkins at CLV, 10/19
44	M. Mariota vs WAS, 11/16
43t	J. Fields vs NYJ, 09/29
43	R. Dowdle at CAR, 10/05
38	K. Vidal vs LAC, 10/12
38	K. Gainwell at PIT, 12/15
35	D. Henry vs BAL, 10/30
27	K. Vidal vs LAC, 10/12
26	J. Cook III at BUF, 09/18
25	R. Dowdle at CAR, 10/05
23	B. Hall vs NYJ, 09/29
21	R. Stevenson vs NE, 09/14
19	J. Allen at BUF, 09/18
19	J. Fields vs NYJ, 09/29
19	K. Vidal vs LAC, 10/12
19	D. Henry vs BAL, 10/30
19	I. Davis at NYJ, 12/07
17	B. Hall vs NYJ, 09/29
17	Q. Judkins at CLV, 10/19
17	C. Rodriguez Jr. vs WAS, 11/16
16	J. Cook III at BUF, 09/18
16	R. Dowdle at CAR, 10/05
15	J. Taylor at IND, 09/07
15	A. Dulin at IND, 09/07
15	A. Gibson vs NE, 09/14
15	B. Allen vs NYJ, 09/29
15	J. Allen vs BUF, 11/09



DOLPHINS BIG GAMES
100-YARD PASS RECEIVERS

DATE	OPPONENT	PLAYER	REC.	YDS.	AVG.	LG	TD
9/14	vs. Patriots	Tyreek Hill	6	109	18.2	47	0
10/5	at Panthers	Jaylen Waddle	6	110	18.3	46t	1

100-YARD RUSHERS

DATE	OPPONENT	PLAYER	ATT.	YDS.	AVG.	LG	TD
10/12	vs. Chargers	De'Von Achane	16	128	8.0	49t	2
11/9	vs. Bills	De'Von Achane	22	174	7.9	59t	2
11/16	vs. Commanders	De'Von Achane	21	120	5.7	23	0
11/30	vs. Saints	De'Von Achane	22	134	6.1	29t	1
12/7	at Jets	Jaylen Wright	24	107	4.5	12	1

300-YARD PASSERS

DATE	OPPONENT	PLAYER	ATT.	YDS.	COMP.	LG	TD
9/14	vs. Patriots	Tua Tagovailoa	32	315	26	47	2

OPPONENTS BIG GAMES
100-YARD PASS RECEIVERS

DATE	OPPONENT	PLAYER	REC.	YDS.	AVG.	LG	TD
10/12	vs. Chargers	Ladd McConkey	7	100	14.3	42	1
12/21	vs. Bengals	Ja'Marr Chase	9	109	12.1	36	0
12/28	vs. Buccaneers	Chris Godwin Jr.	7	108	15.4	59	1
12/28	vs. Buccaneers	Jalen McMillan	7	114	16.3	33	0

100-YARD RUSHERS

DATE	OPPONENT	PLAYER	ATT.	YDS.	AVG.	LG	TD
9/18	at Bills	James Cook III	19	108	5.7	26	1
10/5	at Panthers	Rico Dowdle	23	206	9.0	53	1
10/12	vs. Chargers	Kimani Vidal	18	124	6.9	38	0
10/30	vs. Ravens	Derrick Henry	19	119	6.3	35	0

300-YARD PASSERS

DATE	OPPONENT	PLAYER	ATT.	YDS.	COMP.	LG	TD
11/9	vs. Bills	Josh Allen	40	306	28	35t	2
12/21	vs. Bengals	Joe Burrow	32	309	25	36	4
12/28	vs. Buccaneers	Baker Mayfield	44	346	33	59	2



GAME-BY-GAME STARTERS & INACTIVES



GAME-BY-GAME STARTERS (OFFENSE)

GAME	WR	LT	LG	C	RG	RT	TE	WR/TE	QB	RB	FB/WR/RB/TE
at Ind.	Waddle	Paul	Savainaea	Brewer	Daniels	Jackson	J. Hill	T. Hill	Tagovailoa	Achane	Ingold
NE	Waddle	Paul	Savainaea	Brewer	Smith	Borom	J. Hill	T. Hill	Tagovailoa	Achane	Ingold
at Buf.	Waddle	Paul	Savainaea	Brewer	Smith	Borom	J. Hill	T. Hill	Tagovailoa	Achane	M. Washington
NYJ	Waddle	Paul	Savainaea	Brewer	Strange	Borom	J. Hill	T. Hill	Tagovailoa	Achane	M. Washington
at Car.	Waddle	Paul	Savainaea	Brewer	Strange	Borom	J. Hill	M. Washington	Tagovailoa	Achane	Ingold
LAC	Waddle	Paul	Savainaea	Brewer	Strange	Borom	J. Hill	Westbrook-Ikhine	Tagovailoa	Achane	Ingold
at Cle.	Waddle	Paul	Savainaea	Brewer	Strange	Borom	J. Hill	Waller	Tagovailoa	Achane	Ingold
at Atl.	Waddle	Paul	Savainaea	Brewer	Strange	Borom	Brunskill	Westbrook-Ikhine	Tagovailoa	Achane	Ingold
BAL	Waddle	Paul	Savainaea	Brewer	Strange	Borom	Brunskill	T. Washington	Tagovailoa	Achane	Gordon II
BUF	Waddle	Paul	Savainaea	Brewer	Strange	Borom	Brunskill	Westbrook-Ikhine	Tagovailoa	Achane	Ingold
WAS	Waddle	Paul	Savainaea	Brewer	Strange	Borom	J. Hill	Brunskill	Tagovailoa	Achane	Dulcich
NO	Waddle	Paul	Savainaea	Brewer	Strange	Jackson	Waller	C. Wilson Jr.	Tagovailoa	Achane	Ingold
at NYJ	Waddle	Paul	Savainaea	Brewer	Strange	Jackson	J. Hill	C. Wilson Jr.	Tagovailoa	Achane	Ingold
at Pit.	Waddle	Paul	Savainaea	Brewer	Strange	Jackson	J. Hill	Brunskill	Tagovailoa	Achane	M. Washington
CIN	Waddle	Paul	Savainaea	Brewer	Strange	Jackson	Waller	C. Wilson Jr.	Ewers	Achane	Dulcich
TB	Waddle	Paul	Savainaea	Meyer	Strange	Jackson	Dulcich	C. Wilson Jr.	Ewers	Achane	M. Washington
at NE											

GAME-BY-GAME STARTERS (DEFENSE)

GAME	DT	DT	DT/LB/S	LB	LB	LB	LB	CB	CB/DT	S	S
at Ind.	B. Jones	Sieler	Grant	Ja. Phillips	Chubb	Dodson	Brooks	J. Jones	Duck	Melifonwu	Fitzpatrick
NE	Jo. Phillips	Sieler	Grant	Ja. Phillips	Chubb	Dodson	Brooks	J. Jones	Douglas	Melifonwu	Fitzpatrick
at Buf.	Jo. Phillips	Sieler	Trader Jr.	Ja. Phillips	Chubb	Dodson	Brooks	J. Jones	Douglas	Davis	Fitzpatrick
NYJ	Jo. Phillips	Sieler	Grant	Ja. Phillips	Chubb	Dodson	Brooks	J. Jones	Butler	Davis	Fitzpatrick
at Car.	Jo. Phillips	Sieler	Gay Jr.	Ja. Phillips	Chubb	Dodson	Brooks	J. Jones	Douglas	Davis	Fitzpatrick
LAC	Jo. Phillips	Sieler	Trader Jr.	Ja. Phillips	Chubb	Britt	Brooks	J. Jones	Douglas	Davis	Fitzpatrick
at Cle.	Jo. Phillips	Sieler	B. Jones	Ja. Phillips	Chubb	Dodson	Brooks	J. Jones	Douglas	Davis	Fitzpatrick
at Atl.	Jo. Phillips	Sieler	B. Jones	Ja. Phillips	Chubb	Dodson	Brooks	J. Jones	Douglas	Melifonwu	Fitzpatrick
BAL	Jo. Phillips	Sieler	B. Jones	Ja. Phillips	Chubb	Dodson	Brooks	J. Jones	Douglas	Melifonwu	Fitzpatrick
BUF	Jo. Phillips	Sieler	B. Jones	Gay Jr.	Chubb	Dodson	Brooks	J. Jones	Brents	Trader Jr.	Fitzpatrick
WAS	Jo. Phillips	Sieler	B. Jones	Judon	Chubb	Dodson	Brooks	J. Jones	Brents	Davis	Fitzpatrick
NO	Jo. Phillips	Sieler	Melifonwu	Robinson	Chubb	Dodson	Brooks	J. Jones	Douglas	Davis	Fitzpatrick
at NYJ	Jo. Phillips	Sieler	B. Jones	Judon	Chubb	Dodson	Brooks	J. Jones	Douglas	Davis	Fitzpatrick
at Pit.	Jo. Phillips	Sieler	B. Jones	Judon	Chubb	Dodson	Brooks	J. Jones	Douglas	Davis	Fitzpatrick
CIN	Jo. Phillips	Sieler	Melifonwu	Robinson	Chubb	Dodson	Brooks	J. Jones	Douglas	Davis	Marshall Jr.
TB	Jo. Phillips	Sieler	Grant	Robinson	Chubb	Dodson	Brooks	J. Jones	Douglas	Davis	Melifonwu
at NE											

GAME-BY-GAME INACTIVES

at Ind.	Biggers	Bonner	Ewers*	Lamm	Waller	T. Washington	Wright
NE	Bonner	Duck	Ewers*	B. Jones	Waller	T. Washington	Wright
at Buf.	Biggers	Brents	Duck	Ewers*	Melifonwu	Waller	T. Washington
NYJ	Biggers	Bonner	Duck	Ewers*	T. Washington		
at Car.	Biggers	Duck	Ewers*	C. Wilson Jr.	Wright		
LAC	Biggers	Campbell	Dodson	Duck	Ewers*	C. Wilson Jr.	Wright
at Cle.	Biggers	Campbell	Duck	Judon	T. Washington	C. Wilson Jr.	Z. Wilson*
at Atl.	Biggers	Brents	Campbell	Colbert	Ewers*	J. Hill	T. Washington
BAL	Biggers	Brents	Colbert	Davis	Ewers*	J. Hill	Wright
BUF	Carter II	Davis	Douglas	Eskridge	Ewers*	J. Hill	Robinson
WAS	Butler	Carter II	Douglas	Eskridge	Ewers*		
NO	Butler	Carter II	Ewers*	Green III	T. Washington		
at NYJ	Butler	Carter II	Ewers*	Green III	Lamm	T. Washington	
at Pit.	Borom	Butler	Campbell	Ewers*	Green III	T. Washington	
CIN	Butler	Fitzpatrick	Johnson	Lamm	Tagovailoa*	T. Washington	Westbrook-Ikhine
TB	Brewer	Fitzpatrick	Lamm	McLendon	Tagovailoa*	Westbrook-Ikhine	
at NE							

* Emergency Third Quarterback

GAME-BY-GAME OFFENSE & DEFENSE



GAME-BY-GAME OFFENSE

	9/7 @ IND	9/14 vs. NE	9/18 @ BUF	9/29 vs. NYJ	10/5 @ CAR	10/12 vs. LAC	10/19 @ CLE	10/26 @ ATL	10/30 vs. BAL	11/9 vs. BUF	11/16 vs. WAS	11/30 vs. NO	12/7 @ NYJ	12/15 @ PIT	12/21 vs. CIN	12/28 vs. TB	1/4 @ NE	Totals
FIRST DOWNS																		
Total	12	16	19	19	15	19	12	24	17	19	19	16	23	16	19	13		278
Rushing	3	1	8	5	2	7	3	11	4	9	11	8	14	1	5	7		99
Passing	9	15	11	12	13	10	7	10	12	9	8	8	8	15	14	6		167
Penalty	0	0	0	2	0	2	2	3	1	1	0	0	1	0	0	0		12
THIRD DOWNS																		
Attempts	10	10	15	12	13	11	13	13	12	9	9	12	10	8	10	12		179
Converted	5	4	10	4	5	5	1	6	2	3	3	4	2	2	2	4		62
FOURTH DOWNS																		
Attempts	2	2	1	1	1	0	4	2	3	0	2	1	0	1	2	0		22
Converted	1	0	1	1	1	0	2	1	2	0	0	0	0	1	1	0		11
TOT. OFFENSE																		
Net Yards	211	358	276	300	248	341	219	338	332	370	311	298	358	285	389	298		4,932
Plays	46	52	59	56	53	56	57	65	62	53	54	59	63	48	58	54		895
Avg./Play	4.6	6.9	4.7	5.4	4.7	6.1	3.8	5.2	5.4	7.0	5.8	5.1	5.7	5.9	6.7	5.5		5.5
PENALTIES																		
Number	3	10	6	6	9	4	11	4	5	5	4	3	5	6	3	10		94
Yards	15	65	57	40	64	45	103	54	45	35	39	15	54	31	20	77		759
FUMBLES																		
Lost	1	0	0	0	0	0	1	0	2	0	0	0	0	0	1	0		5
SCORING																		
Points	8	27	21	27	24	27	6	34	6	30	16	21	34	15	21	20		337
OT	0	0	0	0	0	0	0	0	0	0	3	0	0	0	0	0		3
Time of Possession	21:17	26:15	28:13	30:48	28:46	25:41	28:15	37:58	28:17	28:37	29:51	30:08	36:07	26:27	28:28	27:54		28:56

GAME-BY-GAME DEFENSE

	09/07 @ IND	09/14 vs. NE	09/18 @ BUF	09/29 vs. NYJ	10/05 @ CAR	10/12 vs. LAC	10/19 @ CLE	10/26 @ ATL	10/30 vs. BAL	11/09 vs. BUF	11/16 vs. WAS	11/30 vs. NO	12/07 @ NYJ	12/15 @ PIT	12/21 vs. CIN	12/28 vs. TB	01/04 @ NE	Totals
FIRST DOWNS																		
Total	27	18	23	23	26	20	15	11	18	20	22	20	12	22	23	21		321
Rushing	11	8	8	9	8	7	5	3	7	4	9	6	3	8	6	5		107
Passing	14	9	12	12	12	12	6	7	11	12	10	12	8	11	16	14		178
Penalty	2	1	3	2	6	1	4	1	0	4	3	2	1	3	1	2		36
THIRD DOWNS																		
Converted	7	7	6	4	5	6	4	2	5	5	6	4	1	4	6	6		78
Attempts	15	12	11	9	11	15	11	11	13	15	13	12	12	13	12	13		198
FOURTH DOWNS																		
Attempts	3	1	0	2	2	1	0	4	1	2	2	1	2	3	1	2		27
Converted	3	1	0	1	2	1	0	2	1	1	1	0	1	3	1	2		20
TOT. OFFENSE																		
Net Yards	418	333	360	404	418	403	206	213	338	376	379	294	207	336	407	380		5,472
Plays	70	55	57	57	65	64	53	49	56	65	64	69	57	62	61	63		967
Avg./Play	6.0	6.1	6.3	7.1	6.4	6.3	3.9	4.3	6.0	5.8	5.9	4.3	3.6	5.4	6.7	6.0		5.7
PENALTIES																		
Number	4	12	3	13	8	7	5	8	5	6	6	6	6	4	2	5		100
Yards	45	75	35	101	46	45	37	76	56	67	31	45	50	25	10	45		789
FUMBLES																		
Lost	0	0	0	3	1	1	0	1	0	2	1	1	0	0	0	1		11
SCORING																		
Points	33	33	31	21	27	29	31	10	28	13	13	17	10	28	45	17		386
OT	0	0	0	0	0	0	0	0	0	0	0	0	0	0	0	0		0
Time of Possession	38:43	33:45	31:47	29:12	31:14	34:19	31:45	22:02	31:43	31:23	32:36	29:52	23:53	33:33	31:32	32:06		31:12

GAME-BY-GAME RUSHING



GAME-BY-GAME RUSHING																					
DATE	OPP.	DEVON ACHANE					JAYLEN WRIGHT					OLLIE GORDON II					MALIK WASHINGTON				
		NO.	YDS	AVG	LG	TD	NO.	YDS	AVG	LG	TD	NO.	YDS	AVG	LG	TD	NO.	YDS	AVG	LG	TD
9/7	at Indianapolis	7	55	7.9	26	0	INACTIVE					2	4	2.0	3	0	1	9	9.0	9	0
9/14	New England	11	30	2.7	9	0	INACTIVE					1	8	8.0	8	0	3	23	7.7	18	0
9/18	at Buffalo	12	62	5.2	14	0	DID NOT PLAY					9	38	4.2	16	1	2	20	10.0	14	0
9/29	N.Y. Jets	20	99	5.0	21	1	DID NOT PLAY					6	10	1.7	7	0	2	8	4.0	8	0
10/5	at Carolina	10	16	1.6	6	0	INACTIVE					3	-2	-0.7	3	0	0	0	0.0	--	0
10/12	L.A. Chargers	16	128	8.0	49t	2	INACTIVE					2	1	0.5	3	0	1	1	1.0	1	0
10/19	at Cleveland	13	82	6.3	46	0	0	0	0.0	--	0	5	11	2.2	8	0	0	0	0.0	--	0
10/26	at Atlanta	18	67	3.7	12	0	9	28	3.1	7	0	10	46	4.6	13	0	0	0	0.0	--	0
10/30	Baltimore	14	67	4.8	22	0	INACTIVE					2	6	3.0	3	0	3	13	4.3	7	0
11/9	Buffalo	22	174	7.9	59t	2	5	17	3.4	18	0	1	-3	-3.0	-3	0	1	4	4.0	4	0
11/16	Washington	21	120	5.7	23	0	1	4	4.0	4	0	9	45	5.0	20	1	0	0	0.0	--	0
11/30	New Orleans	22	134	6.1	29t	1	3	16	5.3	8	0	3	10	3.3	9	0	0	0	0.0	--	0
12/7	at N.Y. Jets	7	92	13.1	39	1	24	107	4.5	12	1	5	17	3.4	12	1	0	0	0.0	--	0
12/15	at Pittsburgh	12	60	5.0	15	0	1	2	2.0	2	0	2	0	0.0	4	0	0	0	0.0	--	0
12/21	Cincinnati	15	81	5.4	48t	1	9	35	3.9	10	1	1	-1	-1.0	-1	0	1	9	9.0	9t	1
12/28	Tampa Bay	18	83	4.6	18	0	5	56	11.2	32	0	0	0	0.0	--	0	1	1	1.0	1	0
1/4	at New England																				
TOTALS		238	1,350	5.7	59t	8	57	265	4.6	32	2	61	190	3.1	20	3	15	88	5.9	18	1

DATE	OPP.	TUA TAGOVAILOA					JAYLEN WADDLE					QUINN EWERS				
		NO.	YDS	AVG	LG	TD	NO.	YDS	AVG	LG	TD	NO.	YDS	AVG	LG	TD
9/7	at Indianapolis	1	7	7.0	7	0	0	0	0.0	--	0	INACTIVE - QB3				
9/14	New England	0	0	0.0	--	0	0	0	0.0	--	0	INACTIVE - QB3				
9/18	at Buffalo	2	10	5.0	8	0	0	0	0.0	--	0	INACTIVE - QB3				
9/29	N.Y. Jets	3	6	2.0	5	0	0	0	0.0	--	0	INACTIVE - QB3				
10/5	at Carolina	1	5	5.0	5	0	0	0	0.0	--	0	INACTIVE - QB3				
10/12	L.A. Chargers	1	4	4.0	4	0	0	0	0.0	--	0	INACTIVE - QB3				
10/19	at Cleveland	3	6	2.0	6	0	0	0	0.0	--	0	1	0	0.0	--	0
10/26	at Atlanta	0	0	0.0	--	0	0	0	0.0	--	0	INACTIVE - QB3				
10/30	Baltimore	1	1	1.0	1	0	0	0	0.0	--	0	INACTIVE - QB3				
11/9	Buffalo	2	-1	-0.5	--	0	0	0	0.0	--	0	INACTIVE - QB3				
11/16	Washington	0	0	0.0	--	0	0	0	0.0	--	0	INACTIVE - QB3				
11/30	New Orleans	4	4	1.0	3	0	0	0	0.0	--	0	INACTIVE - QB3				
12/7	at N.Y. Jets	1	0	0.0	--	0	1	21	21.0	21	0	INACTIVE - QB3				
12/15	at Pittsburgh	1	1	1.0	1	0	0	0	0.0	--	0	INACTIVE - QB3				
12/21	Cincinnati	INACTIVE - QB3					0	0	0.0	--	0	2	5	2.5	5	0
12/28	Tampa Bay	INACTIVE - QB3					1	7	7.0	7	0	4	5	1.3	7	0
1/4	at New England															
TOTALS		20	43	2.2	8	0	2	28	14.0	21	0	7	10	1.4	7	0

DATE	OPP.	DARREN WALLER					ZACH WILSON					GREG DULCICH				
		NO.	YDS	AVG	LG	TD	NO.	YDS	AVG	LG	TD	NO.	YDS	AVG	LG	TD
9/7	at Indianapolis	INACTIVE					1	3	3.0	3	0	PRACTICE SQUAD				
9/14	New England	INACTIVE					DID NOT PLAY					PRACTICE SQUAD				
9/18	at Buffalo	INACTIVE					DID NOT PLAY					PRACTICE SQUAD				
9/29	N.Y. Jets	0	0	0.0	--	0	DID NOT PLAY					PRACTICE SQUAD				
10/5	at Carolina	0	0	0.0	--	0	DID NOT PLAY					PRACTICE SQUAD				
10/12	L.A. Chargers	0	0	0.0	--	0	DID NOT PLAY					PRACTICE SQUAD				
10/19	at Cleveland	0	0	0.0	--	0	INACTIVE - QB3					PRACTICE SQUAD				
10/26	at Atlanta	INJURED RESERVE					0	0	0.0	--	0	0	0	0.0	--	0
10/30	Baltimore	INJURED RESERVE					DID NOT PLAY					0	0	0.0	--	0
11/9	Buffalo	INJURED RESERVE					DID NOT PLAY					0	0	0.0	--	0
11/16	Washington	INJURED RESERVE					DID NOT PLAY					0	0	0.0	--	0
11/30	New Orleans	0	0	0.0	--	0	DID NOT PLAY					0	0	0.0	--	0
12/7	at N.Y. Jets	1	4	4.0	4	0	2	-2	-1.0	-1	0	0	0	0.0	--	0
12/15	at Pittsburgh	0	0	0.0	--	0	DID NOT PLAY					0	0	0.0	--	0
12/21	Cincinnati	0	0	0.0	--	0	DID NOT PLAY					0	0	0.0	--	0
12/28	Tampa Bay	0	0	0.0	--	0	DID NOT PLAY					1	-7	-7.0	-7	0
1/4	at New England															
TOTALS		1	4	4.0	4	0	3	1	0.3	3	0	1	-7	-7.0	-7	0

GAME-BY-GAME RECEIVING



GAME-BY-GAME RECEIVING

DATE	OPP.	JAYLEN WADDLE					DEVON ACHANE					MALIK WASHINGTON					GREG DULCICH					DARREN WALLER				
		NO.	YDS	AVG	LG	TD	NO.	YDS	AVG	LG	TD	NO.	YDS	AVG	LG	TD	NO.	YDS	AVG	LG	TD	NO.	YDS	AVG	LG	TD
09/07	at Indianapolis	4	30	7.5	16	0	3	20	6.7	11t	1	2	20	10.0	11	0	PRACTICE SQUAD					INACTIVE				
09/14	New England	5	68	13.6	23	1	8	92	11.5	29t	1	1	2	2.0	2	0	PRACTICE SQUAD					INACTIVE				
09/18	at Buffalo	5	39	7.8	15	1	7	29	4.1	15	0	3	12	4.0	5	0	PRACTICE SQUAD					INACTIVE				
09/29	N.Y. Jets	3	48	16.0	25	0	1	2	2.0	2	0	2	13	6.5	9	0	PRACTICE SQUAD					3	27	9.0	14	2
10/05	at Carolina	6	110	18.3	46t	1	6	30	5.0	10t	1	4	0	0.0	8	0	PRACTICE SQUAD					5	78	15.6	34	1
10/12	L.A. Chargers	6	95	15.8	45	0	4	22	5.5	10	0	4	22	5.5	9	0	PRACTICE SQUAD					2	12	6.0	7t	1
10/19	at Cleveland	1	15	15.0	15	0	3	16	5.3	16	0	5	30	6.0	14	0	PRACTICE SQUAD					0	0	0.0	--	0
10/26	at Atlanta	5	99	19.8	43t	1	5	24	4.8	10	1	4	36	9.0	17	1	0	0	0.0	--	0	INJURED RESERVE				
10/30	Baltimore	6	82	13.7	24	0	6	39	6.5	19	0	3	48	16.0	28	0	5	49	9.8	16	0	INJURED RESERVE				
11/09	Buffalo	5	84	16.8	38t	1	6	51	8.5	15	0	2	9	4.5	9t	1	1	22	22.0	22	0	INJURED RESERVE				
11/16	Washington	3	52	17.3	31	0	5	45	9.0	22	0	3	42	14.0	18	0	2	18	9.0	14	0	INJURED RESERVE				
11/30	New Orleans	3	40	13.3	22	0	0	0	0.0	--	0	4	30	7.5	19	0	2	24	12.0	21	0	2	47	23.5	34	0
12/07	at N.Y. Jets	5	50	10.0	24	1	1	13	13.0	13	0	3	10	3.3	9	0	3	41	13.7	23	0	1	13	13.0	13	0
12/15	at Pittsburgh	2	26	13.0	16	0	6	67	11.2	24	0	1	10	10.0	10	0	2	46	23.0	29	0	7	66	9.4	20	2
12/21	Cincinnati	5	72	14.4	21	0	3	9	3.0	5	0	1	23	23.0	23	0	3	46	15.3	29	0	3	40	13.3	22	0
12/28	Tampa Bay	0	0	0.0	--	0	3	29	9.7	20	0	1	4	4.0	4	0	5	58	11.6	23	1	1	0	0.0	--	0
01/04	at New England																									
TOTALS		64	910	14.2	46t	6	67	488	7.3	29t	4	43	311	7.2	28	2	23	304	13.2	29	1	24	283	11.8	34	6

DATE	OPP.	TYREEK HILL					JULIAN HILL					THEO WEASE JR.					TANNER CONNER					NICK WESTBROOK-KHINE				
		NO.	YDS	AVG	LG	TD	NO.	YDS	AVG	LG	TD	NO.	YDS	AVG	LG	TD	NO.	YDS	AVG	LG	TD	NO.	YDS	AVG	LG	TD
09/07	at Indianapolis	4	40	10.0	21	0	0	0	0.0	--	0	PRACTICE SQUAD					2	20	10.0	14	0	1	7	7.0	7	0
09/14	New England	6	109	18.2	47	0	0	0	0.0	--	0	PRACTICE SQUAD					0	0	0.0	--	0	2	18	9.0	11	0
09/18	at Buffalo	5	49	9.8	19	1	1	4	4.0	4	0	PRACTICE SQUAD					1	13	13.0	13	0	0	0	0.0	--	0
09/29	N.Y. Jets	6	67	11.2	28	0	1	19	19.0	19	0	PRACTICE SQUAD					0	0	0.0	--	0	1	1	1.0	1	0
10/05	at Carolina	INJURED RESERVE					4	22	5.5	8	0	PRACTICE SQUAD					2	16	8.0	15	0	0	0	0.0	--	0
10/12	L.A. Chargers	INJURED RESERVE					3	31	10.3	14	0	PRACTICE SQUAD					1	8	8.0	8	0	0	0	0.0	--	0
10/19	at Cleveland	INJURED RESERVE					1	1	1.0	1	0	PRACTICE SQUAD					1	28	28.0	28	0	3	16	5.3	11	0
10/26	at Atlanta	INJURED RESERVE					INACTIVE					PRACTICE SQUAD					2	6	3.0	5	0	1	18	18.0	18	0
10/30	Baltimore	INJURED RESERVE					INACTIVE					PRACTICE SQUAD					0	0	0.0	--	0	2	22	11.0	17	0
11/09	Buffalo	INJURED RESERVE					INACTIVE					PRACTICE SQUAD					PRACTICE SQUAD					1	7	7.0	7	0
11/16	Washington	INJURED RESERVE					1	14	14.0	14	0	PRACTICE SQUAD					PRACTICE SQUAD					0	0	0.0	--	0
11/30	New Orleans	INJURED RESERVE					0	0	0.0	--	0	PRACTICE SQUAD					PRACTICE SQUAD					0	0	0.0	--	0
12/07	at N.Y. Jets	INJURED RESERVE					0	0	0.0	--	0	PRACTICE SQUAD					PRACTICE SQUAD					0	0	0.0	--	0
12/15	at Pittsburgh	INJURED RESERVE					2	25	12.5	20	0	PRACTICE SQUAD					PRACTICE SQUAD					0	0	0.0	--	0
12/21	Cincinnati	INJURED RESERVE					0	0	0.0	--	0	2	32	16.0	18	0	Giants					0	0	0.0	--	0
12/28	Tampa Bay	INJURED RESERVE					1	16	16.0	16	0	1	63	63.0	63t	1	Giants					INACTIVE				
01/04	at New England																									
TOTALS		21	265	12.6	47	1	14	132	9.4	20	0	3	95	31.7	63t	1	9	91	10.1	28	0	11	89	8.1	18	0

DATE	OPP.	DEE ESKRIDGE					ALEC INGOLD					CEDRICK WILSON JR.					OLLIE GORDON II					JAYLEN WRIGHT					
		NO.	YDS	AVG	LG	TD	NO.	YDS	AVG	LG	TD	NO.	YDS	AVG	LG	TD	NO.	YDS	AVG	LG	TD	NO.	YDS	AVG	LG	TD	
09/07	at Indianapolis	1	9	9.0	9	0	1	1	1.0	1	0	Saints					1	-1	-1.0	-1	0	INACTIVE					
09/14	New England	1	8	8.0	8	0	2	13	6.5	9	0	Saints					1	5	5.0	5	0	INACTIVE					
09/18	at Buffalo	0	0	0.0	--	0	0	0	0.0	--	0	Saints					0	0	0.0	--	0	DID NOT PLAY					
09/29	N.Y. Jets	0	0	0.0	--	0	0	0	0.0	--	0	Saints					0	0	0.0	--	0	DID NOT PLAY					
10/05	at Carolina	0	0	0.0	--	0	0	0	0.0	--	0	INACTIVE					0	0	0.0	--	0	INACTIVE					
10/12	L.A. Chargers	0	0	0.0	--	0	1	22	22.0	22	0	INACTIVE					1	1	1.0	1	0	INACTIVE					
10/19	at Cleveland	2	45	22.5	40	0	0	0	0.0	--	0	INACTIVE					1	2	2.0	2	0	0	0	0.0	--	0	
10/26	at Atlanta	0	0	0.0	--	0	1	0	0.0	--	0	1	2	2.0	2	0	1	20	20.0	20t	1	1	0	0	0.0	--	0
10/30	Baltimore	0	0	0.0	--	0	0	0	0.0	--	0	1	7	7.0	7	0	1	3	3.0	3	0	INACTIVE					
11/09	Buffalo	INACTIVE					0	0	0.0	--	0	0	0	0.0	--	0	0	0	0.0	--	0	0	0	0.0	--	0	
11/16	Washington	INACTIVE					0	0	0.0	--	0	0	0	0.0	--	0	0	0	0.0	--	0	0	0	0.0	--	0	
11/30	New Orleans	0	0	0.0	--	0	0	0	0.0	--	0	1	16	16.0	16	0	0	0	0.0	--	0	0	0	0.0	--	0	
12/07	at N.Y. Jets	0	0	0.0	--	0	0	0	0.0	--	0	0	0	0.0	--	0	0	0	0.0	--	0	0	0	0.0	--	0	
12/15	at Pittsburgh	0	0	0.0	--	0	1	4	4.0	4	0	0	0	0.0	--	0	0	0	0.0	--	0	1	9	9.0	9	0	
12/21	Cincinnati	0	0	0.0	--	0	1	9	9.0	9	0	1	11	11.0	11	0	0	0	0.0	--	0	1	18	18.0	18	0	
12/28	Tampa Bay	INJURED RESERVE					0	0	0.0	--	0	1	8	8.0	8	0	0	0	0.0	--	0	0	0	0.0	--	0	
01/04	at New England																										
TOTALS		4	62	15.5	40	0	7	49	7.0	22	0	5	44	8.8	16	0	6	30	5.0	20t	1	3	27	9.0	18	0	

GAME-BY-GAME PASSING



PASSING:

TUA TAGOVAILOA														
DATE	OPP.	ATT	CMP	YDS	CMP%	Y/A	Y/C	TD	TD%	INT	INT%	LG	SK/YD	RATE
09/07	at Indianapolis	23	14	114	60.9%	5.0	8.1	1	4.3%	2	8.7%	21	3/13	51.7
09/14	New England	32	26	315	81.3%	9.8	12.1	2	6.3%	1	3.1%	47	5/18	115.5
09/18	at Buffalo	34	22	146	64.7%	4.3	6.6	2	5.9%	1	2.9%	19	0/0	81.2
09/29	N.Y. Jets	25	17	177	68.0%	7.1	10.4	2	8.0%	0	0.0%	28	0/0	114.9
10/05	at Carolina	36	27	256	75.0%	7.1	9.5	3	8.3%	0	0.0%	46t	3/27	122.0
10/12	L.A. Chargers	32	21	205	65.6%	6.4	9.8	1	3.1%	3	9.4%	45	2/9	54.8
10/19	at Cleveland	23	12	100	52.2%	4.3	8.3	0	0.0%	3	13.0%	28	2/13	24.1
10/26	at Atlanta	26	20	205	76.9%	7.9	10.3	4	15.4%	0	0.0%	43t	1/8	138.6
10/30	Baltimore	40	25	261	62.5%	6.5	10.4	0	0.0%	1	2.5%	28	2/16	70.9
11/09	Buffalo	21	15	173	71.4%	8.2	11.5	2	9.5%	2	9.5%	38t	0/0	88.1
11/16	Washington	20	14	171	70.0%	8.6	12.2	0	0.0%	0	0.0%	31	3/29	96.0
11/30	New Orleans	23	12	157	52.2%	6.8	13.1	0	0.0%	1	4.3%	34	4/23	55.9
12/07	at N.Y. Jets	21	13	127	61.9%	6.0	9.8	1	4.8%	0	0.0%	24	1/8	94.7
12/15	at Pittsburgh	28	22	253	78.6%	9.0	11.5	2	7.1%	1	3.6%	29	4/31	113.2
12/21	Cincinnati	INACTIVE - QB3												
12/28	Tampa Bay	INACTIVE - QB3												
01/04	at New England													
TOTALS		384	260	2,660	67.7%	6.9	10.2	20	5.2%	15	3.9%	47	30/195	88.5

PASSING:

QUINN EWERS														
DATE	OPP.	ATT	CMP	YDS	CMP%	Y/A	Y/C	TD	TD%	INT	INT%	LG	SK/YD	RATE
09/07	at Indianapolis	INACTIVE - QB3												
09/14	New England	INACTIVE - QB3												
09/18	at Buffalo	INACTIVE - QB3												
09/29	N.Y. Jets	INACTIVE - QB3												
10/05	at Carolina	INACTIVE - QB3												
10/12	L.A. Chargers	INACTIVE - QB3												
10/19	at Cleveland	8	5	53	62.5%	6.6	10.6	0	0.0%	0	0.0%	40	2/20	81.8
10/26	at Atlanta	INACTIVE - QB3												
10/30	Baltimore	INACTIVE - QB3												
11/09	Buffalo	INACTIVE - QB3												
11/16	Washington	INACTIVE - QB3												
11/30	New Orleans	INACTIVE - QB3												
12/07	at N.Y. Jets	INACTIVE - QB3												
12/15	at Pittsburgh	INACTIVE - QB3												
12/21	Cincinnati	30	20	260	66.7%	8.7	13.0	0	0.0%	2	6.7%	29	0/0	66.0
12/28	Tampa Bay	22	14	172	63.6%	7.8	12.3	2	9.1%	0	0.0%	63t	2/19	118.0
01/04	at New England													
TOTALS		60	39	485	65.0%	8.1	12.4	2	3.3%	2	3.3%	63t	4/39	87.2

PASSING:

PASSING:

ZACH WILSON														
DATE	OPP.	ATT	CMP	YDS	CMP%	Y/A	Y/C	TD	TD%	INT	INT%	LG	SK/YD	RATE
09/07	at Indianapolis	8	5	32	62.5%	4.0	6.4	0	0.0%	0	0.0%	11	0/0	70.8
09/14	New England	DID NOT PLAY												
09/18	at Buffalo	DID NOT PLAY												
09/29	N.Y. Jets	DID NOT PLAY												
10/05	at Carolina	DID NOT PLAY												
10/12	L.A. Chargers	DID NOT PLAY												
10/19	at Cleveland	INACTIVE - QB3												
10/26	at Atlanta	1	1	0	100.0%	0.0	0.0	0	0.0%	0	0.0%	0	0/0	79.2
10/30	Baltimore	DID NOT PLAY												
11/09	Buffalo	DID NOT PLAY												
11/16	Washington	DID NOT PLAY												
11/30	New Orleans	DID NOT PLAY												
12/07	at N.Y. Jets	0	0	0	0.0%	0.0	0.0	0	0.0%	0	0.0%	0	0/0	0.0
12/15	at Pittsburgh	DID NOT PLAY												
12/21	Cincinnati	DID NOT PLAY												
12/28	Tampa Bay	DID NOT PLAY												
01/04	at New England													
TOTALS		9	6	32	66.7%	3.6	5.3	0	0.0%	0	0.0%	11	0/0	72.5

PASSING:

JAYLEN WADDLE

DATE	OPP.	ATT	CMP	YDS	CMP%	Y/A	Y/C	TD	TD%	INT	INT%	LG	SK/YD	RATE
09/07	at Indianapolis	0	0	0	0.0%	0.0	0.0	0	0.0%	0	0.0%	0	0/0	0.0
09/14	New England	0	0	0	0.0%	0.0	0.0	0	0.0%	0	0.0%	0	0/0	0.0
09/18	at Buffalo	0	0	0	0.0%	0.0	0.0	0	0.0%	0	0.0%	0	0/0	0.0
09/29	N.Y. Jets	0	0	0	0.0%	0.0	0.0	0	0.0%	0	0.0%	0	0/0	0.0
10/05	at Carolina	0	0	0	0.0%	0.0	0.0	0	0.0%	0	0.0%	0	0/0	0.0
10/12	L.A. Chargers	1	1	8	100.0%	8.0	8.0	0	0.0%	0	0.0%	8	0/0	100.0
10/19	at Cleveland	0	0	0	0.0%	0.0	0.0	0	0.0%	0	0.0%	0	0/0	0.0
10/26	at Atlanta	0	0	0	0.0%	0.0	0.0	0	0.0%	0	0.0%	0	0/0	0.0
10/30	Baltimore	0	0	0	0.0%	0.0	0.0	0	0.0%	0	0.0%	0	0/0	0.0
11/09	Buffalo	0	0	0	0.0%	0.0	0.0	0	0.0%	0	0.0%	0	0/0	0.0
11/16	Washington	0	0	0	0.0%	0.0	0.0	0	0.0%	0	0.0%	0	0/0	0.0
11/30	New Orleans	0	0	0	0.0%	0.0	0.0	0	0.0%	0	0.0%	0	0/0	0.0
12/07	at N.Y. Jets	0	0	0	0.0%	0.0	0.0	0	0.0%	0	0.0%	0	0/0	0.0
12/15	at Pittsburgh	0	0	0	0.0%	0.0	0.0	0	0.0%	0	0.0%	0	0/0	0.0
12/21	Cincinnati	0	0	0	0.0%	0.0	0.0	0	0.0%	0	0.0%	0	0/0	0.0
12/28	Tampa Bay	0	0	0	0.0%	0.0	0.0	0	0.0%	0	0.0%	0	0/0	0.0
01/04	at New England													
TOTALS		1	1	8	100.0%	8.0	8.0	0	0.0%	0	0.0%	8	0/0	100.0

PLAYERS	AT IND	AT BUF	NJY	AT CAR	LAC	AT CLE	AT BAL	BUF	WAS	NO	AT NYJ	AT PIT	CIN	TB	AT NE	GP	GS	DNP	IN	
Achane, De'Von	9/7	R/B	R/B	R/B	R/B	R/B	R/B	R/B	R/B	R/B	R/B	R/B	R/B	R/B	R/B	-	16	16	0	0
Armstrong, Cornell	PS	DNP	X	X	X	NOR	NOR	NOR	NOR	NOR	NOR	NOR	NOR	NOR	NOR	-	3	0	1	0
Balley, Jake	X	X	X	X	X	X	X	X	X	X	X	X	X	X	X	-	16	0	0	0
Bell, Quinton	PS	PS	PS	PS	PS	X	X	PS	PS	PS	PS	PS	PS	PS	PS	-	16	0	0	0
Biggers, Zeek	INA	X	INA	INA	INA	INA	INA	INA	X	X	X	X	X	X	X	-	8	0	0	8
Bonner, Ethan	INA	INA	X	INA	X	X	X	X	X	X	X	X	X	X	X	-	13	0	0	3
Borum, Larry	X	RT	RT	RT	RT	RT	RT	RT	RT	X	X	X	INA	X	X	-	15	10	1	0
Brents, Julio	DNP	X	X	X	X	X	CB	CB	CB	CB	CB	CB	CB	CB	CB	-	7	2	0	0
Brewer, Aaron	C	C	C	C	C	C	C	C	C	C	C	C	C	C	INA	-	15	15	0	1
Britt, K.J.	X	X	X	X	X	LB	X	X	X	X	X	X	X	X	X	-	16	1	0	0
Brooks, Jordyn	LB	LB	LB	LB	LB	LB	LB	LB	LB	LB	LB	LB	LB	LB	LB	-	16	16	0	0
Brunskill, Daniel	DNP	X	X	X	X	X	TE	TE	TE	TE	X	X	TE	X	X	-	15	5	1	0
Burns, Artie	IR	IR	IR	IR	IR	IR	IR	IR	IR	IR	IR	IR	IR	IR	IR	-	16	16	0	0
Butler, Matthew	X	X	X	DT	X	X	X	X	X	INA	INA	INA	INA	INA	INA	-	11	1	0	5
Cajuste, Yodny	IR	IR	IR	IR	IR	IR	IR	IR	IR	IR	IR	IR	IR	IR	IR	-	0	0	0	0
Campbell, Elijah	X	X	X	X	X	INA	INA	INA	X	X	X	X	INA	IR	IR	-	10	0	0	4
Cardona, Joe	X	X	X	X	X	X	X	X	X	X	X	X	X	X	X	-	16	0	0	0
Carter II, Andre	X	X	X	X	X	X	X	INA	INA	INA	INA	NOR	PS	PS	PS	-	12	0	0	0
Chubb, Bradley	LB	LB	LB	LB	LB	LB	LB	LB	LB	LB	LB	LB	LB	LB	LB	-	16	16	0	0
Colbert, Jordan	PS	PS	X	PS	PS	X	X	INA	INA	X	X	IR	IR	IR	IR	-	5	0	0	2
Conner, Tanner	X	X	X	X	X	X	X	X	PS	PS	PS	PS	PS	PS	PS	-	9	0	0	0
Coryeurs, Jalen	IR	IR	IR	IR	IR	IR	IR	IR	IR	IR	IR	IR	IR	IR	IR	-	16	16	0	0
Daniels, Braeden	PS	PS	PS	PS	PS	PS	PS	PS	PS	PS	PS	PS	NOR	NOR	NOR	-	0	0	0	0
Daniels, James	RG	IR	IR	IR	IR	IR	IR	IR	IR	IR	IR	IR	IR	IR	IR	-	1	1	0	0
Davis, Ashtyn	X	X	S	S	S	S	S	X	INA	INA	S	S	S	S	S	-	14	11	0	2
Dodson, Tyrel	LB	LB	LB	LB	LB	INA	LB	LB	LB	LB	LB	LB	LB	LB	LB	-	15	15	0	1
Douglas, Rasul	CB	CB	CB	CB	CB	CB	CB	CB	CB	CB	CB	CB	CB	CB	CB	-	16	16	0	0
Dort, Storm	CB	INA	INA	INA	INA	INA	X	IR	IR	IR	IR	IR	IR	IR	IR	-	2	1	0	6
Dulcich, Greg	PS	PS	PS	PS	PS	PS	PS	X	X	TE	X	X	TE	TE	X	-	9	3	0	0
Eichenberg, Liam	PUP	PUP	PUP	PUP	PUP	PUP	PUP	PUP	PUP	PUP	PUP	PUP	PUP	PUP	PUP	-	0	0	0	0
Ekridge, Dee	X	X	X	X	X	X	X	INA	INA	INA	INA	INA	INA	INA	INA	-	13	0	0	0
Eze, Obinna	INA*	INA*	INA*	INA*	INA*	INA*	X	INA*	INA*	INA*	INA*	INA*	INA*	QB	QB	-	3	2	0	13
Fitzpatrick, Minkah	IR	IR	IR	IR	IR	IR	IR	IR	IR	IR	IR	IR	IR	IR	IR	-	0	0	0	0
Gay Jr., Willie	S	S	S	S	S	S	S	S	S	S	S	S	S	S	INA	-	14	14	0	2
Goode, Cameron	X	X	X	X	LB	X	X	X	X	X	X	X	X	X	X	-	16	2	0	0
Gordon II, Ollie	X	X	X	X	X	X	X	RB	X	X	X	X	X	X	X	-	16	0	0	0
Grant, Kenneth	DT	DT	X	DT	X	X	X	X	X	X	X	X	X	DT	DT	-	16	4	0	0
Green III, A.J.	^	^	^	^	^	^	^	^	^	INA	INA	INA	X	X	X	-	2	0	0	3
Hasty, J'Mychal	PS	PS	PS	PS	PS	PS	PS	PS	PS	PS	PS	PS	PS	PS	PS	-	0	0	0	0
Henning, AJ	PS	PS	PS	PS	PS	PS	PS	PS	PS	PS	PS	PS	PS	PS	PS	-	0	0	0	0
Hill, Julian	TE	TE	TE	TE	TE	TE	TE	INA	INA	INA	TE	X	TE	X	X	-	12	10	0	0
Hill, Tyreek	WR	WR	WR	WR	WR	WR	WR	IR	IR	IR	IR	IR	IR	IR	IR	-	4	4	0	0
Huntley, Alex	PS	PS	PS	PS	PS	PS	PS	PS	PS	PS	PS	PS	PS	PS	PS	-	0	0	0	0
Infeld, German	IR	IR	IR	IR	IR	IR	IR	IR	IR	IR	IR	IR	IR	IR	IR	-	0	0	0	0
Inglis, Alec	FB	X	X	FB	X	FB	FB	FB	FB	FB	FB	FB	FB	X	X	-	16	2	0	0
Jackson, Austin	RT	IR	IR	IR	IR	IR	IR	IR	IR	IR	RT	RT	RT	RT	RT	-	6	6	0	0
Johnson, Caleb	^	^	^	^	PS	PS	PS	PS	PS	PS	X	X	IR	IR	IR	-	2	0	0	0
Johnson, Isaiah	PS	PS	PS	PS	PS	X	PS	PS	X	X	PS	PS	PS	X	INA	-	4	0	1	1
Jones, Benito	DT	DT	X	DT	DT	DT	DT	DT	DT	DT	DT	DT	DT	DT	DT	-	14	14	0	0
Jones, Jack	CB	CB	CB	CB	CB	CB	CB	CB	CB	CB	CB	CB	CB	CB	CB	-	16	16	0	0
Judon, Matthew	X	X	X	X	X	X	INA	X	X	LB	X	LB	LB	NOR	NOR	-	13	3	0	1
Kamara, Mohamed	NOR	NOR	NOR	NOR	NOR	NOR	NOR	NOR	NOR	NOR	NOR	NOR	NOR	NOR	NOR	-	0	0	0	0
Kohou, Kader	IR	IR	IR	IR	IR	IR	IR	IR	IR	IR	IR	IR	IR	IR	IR	-	0	0	0	0
Larkin, Kendall	INA	X	X	X	X	X	X	X	X	X	INA	INA	INA	INA	INA	-	12	12	0	0
Lewis II, Clarence	^	^	^	^	^	^	^	^	^	PS	PS	PS	PS	PS	PS	-	0	0	0	0
Maire, Jason	IR	IR	IR	IR	IR	IR	IR	IR	IR	IR	IR	IR	IR	IR	IR	-	0	0	0	0
Marshall Jr., Jason	X	X	X	IR	IR	IR	IR	IR	X	X	X	X	X	CB	X	-	11	1	0	0
Mattison, Alexander	IR	IR	IR	IR	IR	IR	IR	IR	IR	IR	IR	IR	IR	IR	IR	-	0	0	0	0
Mawatake, J.J.	NOR	NOR	NOR	NOR	NOR	NOR	NOR	NOR	NOR	NOR	NOR	NOR	NOR	NOR	NOR	-	0	0	0	0
McLendon, Derrick	PS	PS	PS	PS	PS	PS	PS	PS	PS	PS	PS	PS	PS	PS	INA	-	0	0	1	1
Melifonwu, Heatu	S	S	INA	X	X	X	X	S	X	X	S	X	S	S	S	-	15	7	0	1
Meyer, Andrew	IR	IR	IR	IR	IR	IR	IR	IR	IR	IR	IR	IR	IR	OL	OL	-	1	1	0	0
Myanick, Chris	NOR	NOR	NOR	NOR	NOR	NOR	NOR	NOR	NOR	NOR	NOR	NOR	NOR	PS	PS	-	0	0	0	0
Patterson, Riley	X	X	X	X	X	X	X	X	X	X	X	X	X	X	X	-	16	0	0	0
Paul, Patrick	LT	LT	LT	LT	LT	LT	LT	LT	LT	LT	LT	LT	LT	LT	LT	-	16	16	0	0
Phillips, Jaelan	LB	LB	LB	LB	LB	LB	LB	LB	LB	^	^	^	^	^	^	-	9	9	0	0
Phillips, Jordan	X	DT	DT	DT	DT	DT	DT	DT	DT	DT	DT	DT	DT	DT	DT	-	16	15	0	1
Pride, Jion	PS	PS	PS	PS	PS	PS	PS	PS	PS	PS	PS	PS	PS	PS	PS	-	0	0	0	0
Robinson, Chon	X	X	X	X	X	X	X	X	INA	X	LB	X	LB	LB	X	-	15	3	0	1
Robinson, Ethan	NOR	NOR	NOR	NOR	NOR	NOR	NOR	NOR	NOR	NOR	NOR	NOR	NOR	NOR	NOR	-	2	2	0	0
Rucci, Hayden	PS	PS	PS	PS	PS	PS	PS	X	X	X	NOR	^	PS	PS	PS	-	4	0	0	0
Sanders, Jason	IR	IR	IR	IR	IR	IR	IR	IR	IR	IR	IR	IR	IR	IR	IR	-	0	0	0	0
Saunders Jr., John	PS	PS	PS	PS	PS	PS	PS	NOR	NOR	NOR	NOR	NOR	NOR	NOR	NOR	-	0	0	0	0
Savainaea, Jonah	LG	LG	LG	LG	LG	LG	LG	LG	LG	LG	LG	LG	LG	LG	LG	-	16	16	0	0
Sheffield, Kendall	NOR	NOR	NOR	NOR	NOR	NOR	X	PS	PS	PS	PS	PS	PS	PS	PS	-	2	0	0	0
Smith, Zach	DT	DT	DT	DT	DT	DT	DT	DT	DT	DT	DT	DT	DT	DT	DT	-	16	16	0	0
Smith, Cam	NFI	NFI	NFI	NFI	NOR	NOR	NOR	NOR	NOR	NOR	NOR	NOR	NOR	NOR	NOR	-	0	0	0	0
Smith, Kion	X	RG	RG	RG	RG	X	X	X	X	X	X	X	X	X	X	-	14	14	0	0
Strange, Cole	X	DNP	DNP	RG	RG	RG	RG	RG	RG	RG	RG	RG	RG	RG	RG	-	13	13	2	0
Tagovailoa, Tua	QB	QB	QB	QB	QB	QB	QB	QB	QB	QB	QB	QB	QB	QB	INA*	-	14	14	0	2
Telfort, Kadeem	^	^	^	PS	PS	PS	PS	PS	PS	PS	PS	PS	PS	PS	PS	-	0	0	0	0
Trader Jr., Dante	X	X	X	S	X	X	X	X	X	X	X	X	X	X	X	-	16	16	0	0
Waddle, Jaylen	WR	WR	WR	WR	WR	WR	WR	WR	WR	WR	WR	WR	WR	WR	WR	-	16	16	0	0
Waller, Darren	INA	INA	X	X	X	TE	IR	IR	IR	TE	X	X	TE	X	X	-	9	3	0	3
Washington, Malik	X	X	WR	WR	WR	X	X	X	X	X	X	X	WR	X	WR	-	16	5	0	0
Washington, Tahj	PS	INA	INA	INA	X	DNP	INA	PS	WR	X	INA	INA	INA	INA	X	-	5	1	1	10
Wease Jr., Jaxon	PS	PS	PS	PS	PS	PS	PS	PS	PS	PS	PS	PS	PS	PS	PS	-	2	0	0	0
Westbrook-Elkhage, Nick	X	X	X	X	X	WR	X	WR	X	WR	X	X	X	INA	INA	-	14	3	0	2
Wilson Jr., Cedrick	^	^	^	INA	INA	INA	X	X	X	WR	WR	X	WR	WR	WR	-	9	4	0	3
Wilson Jr., Jeff	X	X	PS	PS	PS	PS	PS	PS	PS	PS	PS	PS	PS	PS	PS	-	2	0	0	0
Wilson, Zach	X	DNP	DNP	DNP	DNP	DNP	INA*	X	DNP	DNP	DNP	X	DNP	DNP	DNP	-	3	0	12	1
Woodard, Jackson	INA	INA	DNP	DNP	DNP	DNP	X	X	X	X	X	X	X	X	X	-	2	0	0	2
Wright, Jaylen	INA	INA	DNP	DNP	DNP	DNP	X	X	X	X	X	X	X	X	X	-	9	9	0	0

CAPS=Starter, X=Player was a substitution, INA=On Inactive List, INA*=Inactive - QB3, DNP=Did Not Play, PS=Practice Squad, NOR=Not on Roster, IR=Injured Reserve, PUP=Active/PUP, R/SUS=Reserve/Suspended, PSIR=Practice Squad/Injured Reserve, NFI=Non-Football Illness (NFI), I=Inactive, ^=With Other Team



THE LAST TIME (TEAM)

BY DOLPHINS		BY OPPONENT
16-13, vs. Washington, 11/16/25	WON IN OVERTIME	28-31, at Las Vegas, 9/26/21
20-17, vs. Jacksonville, 9/8/24	WON BY SCORING IN THE LAST 2 MINUTES	27-29, vs. L.A. Chargers, 10/12/25
32-26, vs. N.Y. Jets, 12/8/24	TIED BY SCORING IN THE LAST 2 MINUTES	38-35, vs. Cincinnati, 12/22/19
30-0, vs. N.Y. Jets, 12/17/23	SHUTOUT AN OPPONENT	0-35, vs. Buffalo, 9/19/21
34-10, at N.Y. Jets, 12/7/25	WON BY 20+ POINTS	21-45, vs. Cincinnati, 12/21/25
42-38, at Baltimore, 9/18/22	WON AFTER TRAILING BY 20+ POINTS	34-46, vs. New Orleans, 10/25/09
34-10, vs. Atlanta, 10/26/25	HELD A 28+ POINT LEAD	21-45, vs. Cincinnati, 12/21/25
34-10, at N.Y. Jets, 12/7/25	HELD A 21+ POINT LEAD	21-45, vs. Cincinnati, 12/21/25
21 (1st quarter), at N.Y. Jets, 12/7/25	SCORED 20+ POINTS IN A QUARTER	21 (3rd quarter), vs. Cincinnati, 12/21/25
24 (1st half), at N.Y. Jets, 12/7/25	SCORED 20+ POINTS IN A HALF	28 (2nd half), vs. Cincinnati, 12/21/25
20-3, at Cleveland, 12/29/24	HELD OPPONENT WITHOUT A TD	6-28, vs. Baltimore, 10/30/25
2 offense, 1 defense, vs. Tennessee, 12/11/23	SCORED TD ON OFFENSE AND DEFENSE	3 offense, 1 defense, at Cleveland, 10/19/25
2 offense, 1 defense & 1 special teams, vs. L.A. Rams, 11/1/20	SCORED TD ON OFFENSE, DEFENSE & SPECIAL TEAMS	6 offense, 1 defense & 1 special teams, at Buffalo, 1/3/21
vs. N.Y. Jets, 1/8/23	SCORED SAFETY	vs. Arizona, 10/27/24

THE LAST TIME (OFFENSE)

BY DOLPHINS		BY OPPONENT
726, vs. Denver, 9/24/23	600+ NET YARDS OF OFFENSE	643, vs. Baltimore, 9/8/19
524, vs. N.Y. Giants, 10/8/23	500+ NET YARDS OF OFFENSE	558, at Tampa Bay, 10/10/21
400, vs. Jacksonville, 9/8/24	400+ NET YARDS OF OFFENSE	407, vs. Cincinnati, 12/21/25
350, vs. Denver, 9/24/23	300+ NET RUSHING YARDS	305, at Pittsburgh, 12/18/88
239, at N.Y. Jets, 12/7/25	200+ NET RUSHING YARDS	239, at Carolina, 10/5/25
203, De'Von Achane, vs. Denver, 9/24/23	200-YARD RUSHING GAME	206, Rico Dowdle, at Carolina, 10/5/25
174, De'Von Achane, vs. Buffalo, 11/9/25	150-YARD RUSHING GAME	206, Rico Dowdle, at Carolina, 10/5/25
107, Jaylen Wright, at N.Y. Jets, 12/7/25	100-YARD RUSHING GAME	119, Derrick Henry, vs. Baltimore, 10/30/25
Mercury Morris (125) and Don Nottingham (102), at Green Bay, 10/5/75	TWO 100-YARD RUSHERS	Ezekiel Elliott (125) and Tony Pollard (103), at Dallas, 9/22/19
De'Von Achane, 174, vs. Buffalo, 11/9/2025, 120, vs. Washington, 11/16/2025, 134, vs. New Orleans, 11/30/25	CONSECUTIVE 100-YARD RUSHING GAMES	Rico Dowdle, 206, at Carolina, 10/5/25 Kimani Vidal, 124, vs. L.A. Chargers, 10/12/25
Jaylen Wright, 107, at N.Y. Jets, 12/7/25		
De'Von Achane (151) and Raheem Mostert (65), vs. N.Y. Giants, 10/8/23	COMBINED 200-YARDS RUSHING BY 2 PLAYERS	Austin Ekeler (117) and Joshua Kelley (91) at L.A. Chargers, 9/10/23
32, Jay Ajayi, at Buffalo, 12/24/16	30+ CARRIES	32, Knile Davis, vs. Kansas City, 9/21/14
25, Duke Johnson, vs. New England, 1/9/22	25+ CARRIES	26, D'Onta Foreman, at Tennessee, 1/3/22
85t, Lamar Miller, vs. Houston, 10/25/15	80+ YARD RUSHING PLAY	81t, Earl Campbell, at Houston, 11/20/78
61, De'Von Achane, at N.Y. Jets, 1/5/25	60+ YARD RUSHING PLAY	61t, Justin Fields, at Chicago, 11/6/22
48t, De'Von Achane, vs. Cincinnati, 12/21/25	40+ YARD RUSHING PLAY	44, Marcus Mariota, vs. Washington, 11/16/25
2, De'Von Achane, vs. Buffalo, 11/9/25	2+ RUSHING TOUCHDOWNS	3, Quinshon Judkins, at Cleveland, 10/19/25



THE LAST TIME (OFFENSE)

BY DOLPHINS		BY OPPONENT
466, at L.A. Chargers, 9/10/23	400+ NET PASSING YARDS (TEAM)	437, at Tampa Bay, 10/10/21
336, at Green Bay, 11/28/24	300+ NET PASSING YARDS (TEAM)	327, vs. Tampa Bay, 12/28/25
50, Tua Tagovailoa, at Baltimore, 9/18/22	50+ PASS ATTEMPTS	51, Justin Herbert, at L.A. Chargers, 12/11/22
40, Tua Tagovailoa, vs. Baltimore, 10/30/25	40+ PASS ATTEMPTS	44, Baker Mayfield, vs. Tampa Bay, 12/28/25
33, Tua Tagovailoa, vs. N.Y. Jets, 12/8/24	30+ COMPLETIONS	33, Baker Mayfield, vs. Tampa Bay, 12/28/25
25, Tua Tagovailoa, vs. Baltimore, 10/30/25	25+ COMPLETIONS	33, Baker Mayfield, vs. Tampa Bay, 12/28/25
vs. Cincinnati, 12/21/25	NO SACKS ALLOWED	at Green Bay, 11/28/24
Has never happened	PERFECT PASSER RATING (158.3) (MIN. 20 ATTEMPTS)	158.3, Lamar Jackson, at Baltimore, 12/31/23
315, Tua Tagovailoa, vs. New England, 9/14/25	300+ YARD PASSER	346, Baker Mayfield, vs. Tampa Bay, 12/28/25
Tua Tagovailoa, 317 vs. New England, 11/24/24, 365 at Green Bay, 11/28/24 and 331 vs. N.Y. Jets, 12/8/24	CONSECUTIVE 300+ YARD PASSING GAMES	321, Lamar Jackson, at Baltimore, 12/31/23 and 359, Josh Allen, vs. Buffalo, 1/7/23
4, Tua Tagovailoa at Atlanta, 10/26/25	4+ TD PASSES	4, Joe Burrow, vs. Cincinnati, 12/21/25
4, Tua Tagovailoa at Atlanta, 10/26/25	3+ TD PASSES	4, Joe Burrow, vs. Cincinnati, 12/21/25
15, Chris Chambers, vs. Buffalo, 12/4/05	15+ RECEPTIONS	15, Isaac Bruce, at St. Louis, 12/24/95
10, Tyreek Hill, vs. N.Y. Jets, 12/8/24	10+ RECEPTIONS	13, Brock Bowers, vs. Las Vegas, 11/17/24
215, Tyreek Hill, at L.A. Chargers, 9/10/23	200-YARD RECEIVER	221, Eric Decker, vs. N.Y. Jets, 12/28/14
157, Tyreek Hill, at Washington, 12/3/23	150-YARD RECEIVER	163, Kyle Pitts, vs. Atlanta, 10/24/21
110, Jaylen Waddle, at Carolina, 10/5/25	100-YARD RECEIVER	114, Jalen McMillan, vs. Tampa Bay, 12/28/25 108, Chris Godwin Jr., vs. Tampa Bay, 12/28/25
Tyreek Hill (130) and Jaylen Waddle (109), vs. Jacksonville, 9/8/24	TWO 100-YARD RECEIVERS IN SAME GAME	Jalen McMillan (114) and Chris Godwin Jr. (108), vs. Tampa Bay, 12/28/25
146, Tyreek Hill, vs. Las Vegas, 11/19/23 102, at N.Y. Jets, 11/24/23 and 157 at Washington, 12/3/23	CONSECUTIVE 100-YARD RECEIVING GAMES	118, CeeDee Lamb vs. Dallas, 12/24/23, 106, Zay Flowers, at Baltimore, 12/31/23 and 105, Khalil Shakir, vs. Buffalo, 1/7/24
Jaylen Waddle, 118 (1st half), vs. New England, 11/24/24	100 YARDS RECEIVING IN A HALF	Zay Flowers, 100 (1st half), at Baltimore, 12/31/23
Has never happened	90+ YARD PASSING PLAY	99t, Tom Brady to Wes Welker, vs. New England, 9/12/11
80t, Tua Tagovailoa to Tyreek Hill vs. Jacksonville, 9/8/24	80+ YARD PASSING PLAY	85t, Derek Carr to Nelson Agholor, at Las Vegas, 12/26/20
63t, Quinn Ewers to Theo Wease Jr., vs. Tampa Bay, 12/28/25	60+ YARD PASSING PLAY	63t, Josh Allen to Ray Davis, at Buffalo, 11/3/24
63t, Quinn Ewers to Theo Wease Jr., vs. Tampa Bay, 12/28/25	50+ YARD PASSING PLAY	59, Baker Mayfield to Chris Godwin Jr., vs. Tampa Bay, 12/28/25
63t, Quinn Ewers to Theo Wease Jr., vs. Tampa Bay, 12/28/25	40+ YARD PASSING PLAY	59, Baker Mayfield to Chris Godwin Jr., vs. Tampa Bay, 12/28/25
3, Chris Chambers, vs. Dallas, 11/27/03	3+ TD RECEPTIONS	3, Stefon Diggs, at Buffalo, 10/1/23
2, Darren Waller, at Pittsburgh, 12/15/25	2+ TD RECEPTIONS	2, Chase Brown, vs. Cincinnati, 12/21/25
De'Von Achane (60 rushing, 67 receiving), at Pittsburgh, 12/15/25	LED TEAM IN RUSHING & RECEIVING IN SAME GAME	Rhamondre Stevenson, (54 rushing and 88 receiving), vs. New England, 9/14/25
Raheem Mostert (115 rushing) and Tyreek Hill (163 receiving) vs. Carolina, 10/15/23	100-YARD RUSHER & 100-YARD RECEIVER IN SAME GAME	Kimani Vidal (124 rushing) and Ladd McConkey (100 receiving) vs. L.A. Chargers, 10/12/25



THE LAST TIME (OFFENSE)

BY DOLPHINS		BY OPPONENT
Tua Tagovailoa (308 passing), De'Von Achane (151 rushing) and Tyreek Hill (181 receiving) vs. N.Y. Giants, 10/8/23	100-YARD RUSHER, 100-YARD RECEIVER & 300-YARD PASSER IN SAME GAME	Lamar Jackson (318 passing), Lamar Jackson (119 rushing) and Rashod Bateman (108 receiving)/Mark Andrews (104 receiving) at Baltimore, 9/18/22
De'Von Achane (1 rushing, 1 receiving), at Buffalo, 11/3/24	1+ RUSHING TD & 1+ RECEIVING TD IN SAME GAME	Chase Brown (2 receiving, 1 rushing), vs. Cincinnati, 12/21/25
Tyler Huntley (1 rushing, 1 passing), at Cleveland, 12/29/24	1+ PASSING TD & 1+ RUSHING TD IN SAME GAME	Daniel Jones (1 passing, 2 rushing), at Indianapolis, 9/7/25
vs. Tampa Bay, 12/28/25	NO TURNOVERS	at Pittsburgh, 12/15/25
at N.Y. Jets, 12/7/25	TD SCORED ON FIRST DRIVE	vs. Tampa Bay, 12/28/25
Tua Tagovailoa to Julian Hill at Indianapolis, 9/7/25	SUCCESSFUL 2-POINT CONVERSION	Tyler Shough, vs. New Orleans, 11/30/25
at Pittsburgh, 12/15/25	FAILED 2-POINT CONVERSION	vs. New Orleans, 11/30/25

THE LAST TIME (DEFENSE)

BY DOLPHINS		BY OPPONENT
76, vs. Buffalo, 10/21/73	HELD OPPONENT UNDER 100 YARDS OF TOTAL OFFENSE	65, at Seattle, 9/22/24
103, vs. N.Y. Jets, 12/17/23	HELD OPPONENT UNDER 150 YARDS OF TOTAL OFFENSE	145, vs. L.A. Rams, 11/1/20
181, at Houston, 12/15/24	HELD OPPONENT UNDER 200 YARDS OF TOTAL OFFENSE	184, vs. Tennessee, 9/30/24
207, at N.Y. Jets, 12/7/25	HELD OPPONENT UNDER 300 YARDS OF TOTAL OFFENSE	285, at Pittsburgh, 12/15/25
23, vs. N.Y. Jets, 12/17/23	HELD OPPONENT UNDER 30 YARDS RUSHING	19, at Carolina, 10/5/25
45, at Atlanta, 10/26/25	HELD OPPONENT UNDER 50 YARDS RUSHING	19, at Carolina, 10/5/25
53, vs. Tampa Bay, 12/28/25	HELD OPPONENT UNDER 75 YARDS RUSHING	63 at Pittsburgh, 12/15/25
53, vs. Tampa Bay, 12/28/25	HELD OPPONENT UNDER 100 YARDS RUSHING	63 at Pittsburgh, 12/15/25
80, vs. N.Y. Jets, 12/17/23	HELD OPPONENT UNDER 100 YARDS NET PASSING	78, vs. Tennessee, 9/30/24
142, at N.Y. Jets, 12/7/25	HELD OPPONENT UNDER 150 YARDS NET PASSING	119, at N.Y. Jets, 12/7/25
Louis Delmas (81) and Brent Grimes (22), at Jacksonville, 10/26/14	2+ INTERCEPTION RETURNS FOR TOUCHDOWNS BY TEAM IN SAME GAME	Stephon Gilmore (54) and Jamie Collins Sr. (69), vs. New England, 9/15/19
5t, Zach Sieler, vs. Tennessee, 12/11/23	INTERCEPTION RETURN FOR A TD	34t, Tyson Campbell, at Cleveland, 10/19/25
3, Sam Madison, vs. Tennessee, 11/7/99	3+ INTERCEPTIONS	3, Nate Clements, at Buffalo, 10/20/02
2, Brandon Jones, vs. N.Y. Jets, 12/17/23	2+ INTERCEPTIONS	2, Ashtyn Davis, at N.Y. Jets, 1/5/25
7, at N.Y. Jets, 11/24/23	7+ SACKS BY TEAM	7, vs. Buffalo, 11/17/19
6, at N.Y. Jets, 12/7/25	6+ SACKS BY TEAM	6, at Seattle, 9/22/24
6, at N.Y. Jets, 12/7/25	5+ SACKS BY TEAM	5, vs. New England, 9/14/25



THE LAST TIME (DEFENSE)

BY DOLPHINS		BY OPPONENT
4.0, Cameron Wake, at Tennessee, 10/18/15	4+ SACKS	Has never happened
3.0, Bradley Chubb, vs. N.Y. Jets, 12/17/23	3+ SACKS	3.0, Harold Landry, vs. Tennessee, 12/11/23
2.5, Zach Sieler, at N.Y. Jets, 12/7/25	2+ SACKS	2.0, Cameron Jordan, vs. New Orleans, 11/30/25
16t, Xavien Howard, vs. Houston, 11/27/22	FUMBLE RECOVERED FOR TOUCHDOWN	63t, Christian Gonzalez, vs. New England, 11/24/24

THE LAST TIME (SPECIAL TEAMS)

BY DOLPHINS		BY OPPONENT
101t, Jakeem Grant, vs. Buffalo, 11/17/19	KICKOFF RETURN FOR A TD	90t, Antonio Gibson, vs. New England, 9/14/25
94t, Mercury Morris, at New England, 12/5/71	KICKOFF RETURN FOR A TD ON OPENING KICKOFF	103t, Devin Duvernay, at Baltimore, 9/18/22
67, Malik Washington, at N.Y. Jets, 1/5/25	50+ YARD KICKOFF RETURN	78, Justice Hill, at Baltimore, 12/31/23
74t, Malik Washington, vs. New England, 9/14/25	PUNT RETURN FOR A TD	78t, Isaiah Williams, at N.Y. Jets, 12/7/25
74t, Malik Washington, vs. New England, 9/14/25	50+ YARD PUNT RETURN	78t, Isaiah Williams, at N.Y. Jets, 12/7/25
Andrew Van Ginkel, at Chicago, 11/6/22	BLOCKED PUNT RECOVERED FOR A TD	Chris Burkett, vs. N.Y. Jets, 9/29/91
Jaelen Phillips, at Chicago, 11/6/22	BLOCKED PUNT	Brenden Schooler, at New England, 10/6/24
Minkah Fitzpatrick, return of 2-point conversion, vs. New Orleans, 11/30/25	DEFENSIVE 2-POINT CONVERSION ON PAT	Has never happened
Jordan Phillips, vs. Arizona, 12/11/16	BLOCKED PAT	Donald Penn, vs. Tampa Bay, 11/15/09
Jason Sanders, at Houston, 12/15/24	MISSED (NOT BLOCKED) PAT	Tyler Bass at Buffalo, 11/3/24
Zeek Biggers, vs. Tampa Bay, 12/28/25	BLOCKED FIELD GOAL	Denico Autry vs. Tennessee, 12/11/23
47t, Curtis Johnson, vs. Green Bay, 12/19/71	BLOCKED FIELD GOAL RETURNED FOR TD	62t, Kyle Arrington, vs. New England, 12/14/14
8, Jason Sanders, at N.Y. Jets, 12/8/19	6+ FIELD GOALS ATTEMPTED	6, Joshua Karty vs. L.A. Rams, 11/11/24
5, Jason Sanders, vs. San Francisco, 12/22/24	5+ FIELD GOALS ATTEMPTED	5, Cameron Dicker, vs. L.A. Chargers, 10/12/25
4, Riley Patterson, vs. New Orleans, 11/30/25	4+ FIELD GOALS ATTEMPTED	4, Matt Gay, vs. Washington, 11/16/25
4, Riley Patterson, vs. New Orleans, 11/30/25	3+ FIELD GOALS ATTEMPTED	4, Matt Gay, vs. Washington, 11/16/25
7, Jason Sanders, at N.Y. Jets, 12/8/19	6+ FIELD GOALS MADE	Has never happened
5, Jason Sanders, vs. San Francisco, 12/22/24	5+ FIELD GOALS MADE	5, Cameron Dicker, vs. L.A. Chargers, 10/12/25
4, Riley Patterson, vs. New Orleans, 11/30/25	4+ FIELD GOALS MADE	5, Cameron Dicker, vs. L.A. Chargers, 10/12/25
4, Riley Patterson, vs. New Orleans, 11/30/25	3+ FIELD GOALS MADE	5, Cameron Dicker, vs. L.A. Chargers, 10/12/25
vs. Buffalo, 11/17/19	SUCCESSFUL ONSIDE KICK	vs. New Orleans, 11/30/25
at Pittsburgh, 12/15/25	FAILED ONSIDE KICK ATTEMPT	vs. Tampa Bay, 12/28/25



GAME SUMMARIES



WEEK 1

Lucas Oil Stadium



33-8



Q1	Q2	Q3	Q4		
Miami Dolphins	0	0	0	8	— 8
Indianapolis Colts	3	17	3	10	— 33

SCORING DRIVES

TEAM	QTR	TIME	SCORING PLAY	MIA	IND
Colts	1	10:37	S.Shrader 24 yd. Field Goal (9-42, 4-23)	0	3
Colts	2	14:54	M.Pittman 27 yd. pass from D.Jones (S.Shrader kick) (14-84, 8-18)	0	10
Colts	2	12:01	D.Jones 1 yd. run (S.Shrader kick) (5-42, 2-13)	0	17
Colts	2	00:00	S.Shrader 35 yd. Field Goal (17-72, 6-46)	0	20
Colts	3	07:30	S.Shrader 28 yd. Field Goal (7-48, 3-49)	0	23
Colts	4	10:14	D.Jones 1 yd. run (S.Shrader kick) (15-69, 9-16)	0	30
Dolphins	4	06:21	D.Achane 11 yd. pass from T.Tagovailoa (T.Tagovailoa-J.Hill pass) (9-65, 3-53)	8	30
Colts	4	02:23	S.Shrader 48 yd. Field Goal (7-21, 3-58)	8	33

MIAMI DOLPHINS										INDIANAPOLIS COLTS									
PASSING	ATT	CP	YDS	SK/YD	TD	LG	INT	RTG		PASSING	ATT	CP	YDS	SK/YD	TD	LG	INT	RTG	
Tua Tagovailoa	23	14	114	3/13	1	21	2	51.7		Daniel Jones	29	22	272	1/10	1	36	0	115.9	
Zach Wilson	8	5	32	0/0	0	11	0	70.8		TOTAL	29	22	272	1/10	1	36	0	115.9	
TOTAL	31	19	146	3/13	1	21	2	56.7											

RUSHING	ATT	YDS	AVG	LG	TD		RUSHING	ATT	YDS	AVG	LG	TD	
De'Von Achane	7	55	7.9	26	0		Jonathan Taylor	18	71	3.9	15	0	
Malik Washington	1	9	9.0	9	0		DJ Giddens	12	41	3.4	12	0	
Tua Tagovailoa	1	7	7.0	7	0		Daniel Jones	7	26	3.7	11	2	
Ollie Gordon II	2	4	2.0	3	0		Ashton Dulin	1	15	15.0	15	0	
Zach Wilson	1	3	3.0	3	0		Tyler Warren	1	3	3.0	3	0	
TOTAL	12	78	6.5	26	0		Ulysses Bentley IV	1	0	0.0	0	0	
							TOTAL	40	156	3.9	15	2	

RECEIVING	NO	YDS	AVG	LG	TD		RECEIVING	NO	YDS	AVG	LG	TD	
Tyreek Hill	4	40	10.0	21	0		Tyler Warren	7	76	10.9	21	0	
Jaylen Waddle	4	30	7.5	16	0		Michael Pittman Jr.	6	80	13.3	27½	1	
De'Von Achane	3	20	6.7	11½	1		Jonathan Taylor	3	27	9.0	16	0	
Tanner Conner	2	20	10.0	14	0		Adonai Mitchell	2	21	10.5	18	0	
Malik Washington	2	20	10.0	11	0		Josh Downs	2	12	6.0	6	0	
Dee Eskridge	1	9	9.0	9	0		Alec Pierce	1	36	36.0	36	0	
Nick Westbrook-Ikhine	1	7	7.0	7	0		Mo Alie-Cox	1	20	20.0	20	0	
Alec Ingold	1	1	1.0	1	0		TOTAL	22	272	12.4	36	1	
Ollie Gordon II	1	-1	-1.0	-1	0								
TOTAL	19	146	7.7	21	1								

INTERCEPTIONS	TOT	YDS	AVG	LONG	TD	INTERCEPTIONS	TOT	YDS	AVG	LONG	TD
None						Camryn Bynum	1	14	14.0	14	0
						Laiatu Latu	1	6	6.0	6	0

SACKS

Bradley Chubb [1.0/0.0]

SACKS

Nick Cross [1.0/7.0], Kenny Moore II [1.0/0.0], Samson Ebukam [1.0/6.0]

GAME RECAP

Miami traveled to Indianapolis to open the 2025 season but could not overcome turnovers and missed opportunities in the first half. Behind Colts quarterback Daniel Jones and a balanced rushing attack, Indianapolis built a commanding lead early, forcing the Dolphins to fall, 33-8, at Lucas Oil Stadium on Sunday afternoon.

The Colts set the tone early, marching down the field on their opening possession before settling for a 24-yard field goal by kicker Spencer Shrader. After an interception by safety Camryn Bynum gave the Colts the ball back in the first quarter, Jones found wide receiver Michael Pittman Jr. for a 27-yard touchdown. Jones later scored on a 1-yard QB sneak, and a Shrader field goal gave Indianapolis a 20-0 advantage going into halftime.

Miami could not get on track coming out of the half, as an interception by defensive lineman Laiatu Latu led to another Shrader field goal. After a turnover on downs, the Colts extended their lead with another rushing touchdown from Jones in the fourth quarter.

Running back De'Von Achane scored Miami's first touchdown of the season with 6:29 left in the fourth quarter. After catching a short pass from quarterback Tua Tagovailoa and turning it upfield for 11 yards, the second-year back capped the drive by powering into the end zone. Tagovailoa then connected with tight end Julian Hill on the two-point conversion. Indianapolis answered with a 48-yard field goal from Shrader for the final score of the day.

Team Statistics	Dolphins	Colts
First Downs	12	27
3rd-Down Eff. (Made/Att/Pct)	5/10/50%	7/15/47%
4th-Down Eff. (Made/Att/Pct)	1/2/50%	3/3/100%
Total Net Yards	211	418
Total Plays	46	70
Yards Per Play	4.6	6.0
Rushes/Net Yards	12/78	40/156
Net Passing	133	262
Pass Attempts/Completions	31/19	29/22
Had Intercepted	2	0
Sacked/Yards Lost	3/13	1/10
Punts/Average	1/42.0	0/0.0
Penalties/Yards	3/15	4/45
Fumbles/Lost	1/1	0/0
Possession Time	21:17	38:43



WEEK 2

Hard Rock Stadium



33-27



New England Patriots	Q1 12	Q2 3	Q3 8	Q4 10	—	33
Miami Dolphins	0	14	6	7	—	27

SCORING DRIVES

TEAM	QTR	TIME	SCORING PLAY	NE	MIA
Patriots	1	09:29	M.Hollins 8 yd. pass from D.Maye (kick failed, hru) (10-48, 5:31)		6
Patriots	1	00:49	K.Boutte 16 yd. pass from D.Maye (kick failed, wr) (11-70, 7:05)		12
Dolphins	2	11:19	J.Waddle 18 yd. pass from T.Tagovailoa (R.Patterson kick) (8-83, 4:30)		12
Patriots	2	01:56	A.Borregales 22 yd. Field Goal (15-71, 9:23)		15
Dolphins	2	00:33	D.Achane 29 yd. pass from T.Tagovailoa (R.Patterson kick) (6-77, 1:23)		15
Dolphins	3	10:41	R.Patterson 40 yd. Field Goal (7-49, 4:19)		15
Dolphins	3	03:37	R.Patterson 44 yd. Field Goal (9-30, 5:36)		15
Patriots	3	00:06	D.Maye 6 yd. run (R.Stevenson run) (5-83, 3:31)		23
Dolphins	4	07:18	M.Washington 74 yd. punt return (R.Patterson kick)		23
Patriots	4	07:06	A.Gibson 90 yd. kickoff return (A.Borregales kick) (0-0, 0:12)		30
Patriots	4	01:47	A.Borregales 53 yd. Field Goal (4-3, 0:25)		33

NEW ENGLAND PATRIOTS

PASSING	ATT	CP	YDS	SK/YD	TD	LG	INT	RTG
Drake Maye	23	19	230	3/19	2	55	0	137.3
TOTAL	23	19	230	3/19	2	55	0	137.3

RUSHING	ATT	YDS	AVG	LG	TD
Rhamondre Stevenson	11	54	4.9	21	0
Drake Maye	10	31	3.1	13	1
Antonio Gibson	5	27	5.4	15	0
TreVeyon Henderson	3	10	3.3	6	0
TOTAL	29	122	4.2	21	1

RECEIVING	NO	YDS	AVG	LG	TD
Rhamondre Stevenson	5	88	17.6	55	0
Stefon Diggs	4	32	8.0	10	0
Austin Hooper	3	38	12.7	22	0
TreVeyon Henderson	2	30	15.0	15	0
Kayshon Boutte	1	16	16.0	16t	1
Hunter Henry	1	9	9.0	9	0
DeMario Douglas	1	8	8.0	8	0
Mack Hollins	1	8	8.0	8t	1
Antonio Gibson	1	1	1.0	1	0
TOTAL	19	230	12.1	55	2

INTERCEPTIONS	TOT	YDS	AVG	LONG	TD
Marte Mapu	1	20	20.0	20	0

SACKS
Harold Landry III [1.0/2.0], Milton Williams [2.0/10.0], Robert Spillane [1.0/0.0], K'Lavon Chaisson [1.0/6.0]

PASSING	ATT	CP	YDS	SK/YD	TD	LG	INT	RTG
Tua Tagovailoa	32	26	315	5/18	2	47	1	115.5
TOTAL	32	26	315	5/18	2	47	1	115.5

RUSHING	ATT	YDS	AVG	LG	TD
De'Von Achane	11	30	2.7	9	0
Malik Washington	3	23	7.7	18	0
Ollie Gordon II	1	8	8.0	8	0
TOTAL	15	61	4.1	18	0

RECEIVING	NO	YDS	AVG	LG	TD
De'Von Achane	8	92	11.5	29t	1
Tyreek Hill	6	109	18.2	47	0
Jaylen Waddle	5	68	13.6	23	1
Nick Westbrook-Ikhine	2	18	9.0	11	0
Alec Ingold	2	13	6.5	9	0
Dee Eskridge	1	8	8.0	8	0
Ollie Gordon II	1	5	5.0	5	0
Malik Washington	1	2	2.0	2	0
TOTAL	26	315	12.1	47	2

INTERCEPTIONS	TOT	YDS	AVG	LONG	TD
None					

SACKS
Jordyn Brooks [1.0/11.0], Bradley Chubb [1.0/3.0], Chop Robinson [1.0/5.0]

GAME RECAP

After falling behind 12-0 in the first quarter, Miami responded with a pair of touchdowns passes from quarterback Tua Tagovailoa. Wide receiver Jaylen Waddle pulled in an 18-yard score in the second quarter, and running back De'Von Achane followed with a 29-yard catch-and-run touchdown just before halftime. That cut the deficit to 15-14, giving the Dolphins momentum heading into the break.

The spark carried over into the third quarter. Wide receiver Tyreek Hill hauled in a 47-yard deep ball on Miami's opening drive of the half which set up a 40-yard field goal by kicker Riley Patterson, giving the Dolphins a 17-15 lead. Patterson added another kick minutes later to stretch the margin to 20-15.

Linebacker Jordyn Brooks added to the surge with an 11-yard sack of Patriots quarterback Drake Maye as the defense forced a quick punt. New England answered late in the quarter when running back Rhamondre Stevenson hauled in a 55-yard pass that set up a 6-yard scramble by Maye for a score, giving the Patriots a 23-20 advantage.

With 7:38 remaining in the game, wide receiver Malik Washington flipped the momentum back in Miami's favor with a 74-yard punt return touchdown to give the Dolphins a 27-23 advantage. New England was quick to respond, as return man Antonio Gibson took the ensuing kickoff 90 yards for a touchdown, swinging the lead back to New England, 30-27.

Miami's offense continued to battle. Tagovailoa connected with wide receiver Nick Westbrook-Ikhine for a pair of first downs before linebacker Marte Mapu intercepted Tagovailoa, which led to a Patriots field goal. The Dolphins had one last chance in the final minute. Achane nearly broke free on a catch-and-run before stepping out of bounds at the New England 26-yard line. Two penalties and a sack ended the drive, and the Patriots knelt out the clock.

Team Statistics	Patriots	Dolphins
First Downs	18	16
3rd-Down Eff. (Made/Att/Pct)	7/12/58%	4/10/40%
4th-Down Eff. (Made/Att/Pct)	1/1/100%	0/2/0%
Total Net Yards	333	358
Total Plays	55	52
Yards Per Play	6.1	6.9
Rushes/Net Yards	29/122	15/61
Net Passing	211	297
Pass Attempts/Completions	23/19	32/26
Had Intercepted	0	1
Sacked/Yards Lost	3/19	5/18
Punts/Average	2/68.0	2/44.0
Penalties/Yards	12/75	10/65
Fumbles/Lost	1/0	0/0
Possession Time	33:45	26:15



WEEK 3

Highmark Stadium



31-21



	Q1	Q2	Q3	Q4	
Miami Dolphins	7	7	0	7	— 21
Buffalo Bills	7	7	7	10	— 31

SCORING DRIVES

TEAM	QTR	TIME	SCORING PLAY	MIA	BUF
Dolphins	1	08:31	O.Govner 2 yd. run (R.Patterson kick) (10-47, 6:29)	7	0
Bills	1	04:04	D.Kincaid 20 yd. pass from J.Allen (M.Prater kick) (7-85, 4:27)		7
Bills	2	11:54	J.Hawes 5 yd. pass from J.Allen (M.Prater kick) (10-63, 5:30)		7
Dolphins	2	00:08	J.Waddle 3 yd. pass from T.Tagovailoa (R.Patterson kick) (16-71, 5:55)	14	14
Bills	3	10:23	J.Cook 2 yd. run (M.Prater kick) (8-61, 4:37)		14
Dolphins	4	12:18	T.Hill 5 yd. pass from T.Tagovailoa (R.Patterson kick) (9-67, 5:40)		21
Bills	4	07:17	K.Shakir 15 yd. pass from J.Allen (M.Prater kick) (9-65, 5:01)	21	28
Bills	4	00:22	M.Prater 48 yd. Field Goal (6-29, 2:38)		31

PASSING	ATT	CP	YDS	SK/YD	TD	LG	INT	RTG
Tua Tagovailoa	34	22	146	0/0	2	19	1	81.2
TOTAL	34	22	146	0/0	2	19	1	81.3

RUSHING	ATT	YDS	AVG	LG	TD
De'Von Achane	12	62	5.2	14	0
Ollie Gordon II	9	38	4.2	16	1
Malik Washington	2	20	10.0	14	0
Tua Tagovailoa	2	10	5.0	8	0
TOTAL	25	130	5.2	16	1

RECEIVING	NO	YDS	AVG	LG	TD
De'Von Achane	7	29	4.1	15	0
Tyreek Hill	5	49	9.8	19	1
Jaylen Waddle	5	39	7.8	15	1
Malik Washington	3	12	4.0	5	0
Tanner Conner	1	13	13.0	13	0
Julian Hill	1	4	4.0	4	0
TOTAL	22	146	6.6	19	2

INTERCEPTIONS	TOT	YDS	AVG	LONG	TD
None					

SACKS
Tyrel Dodson [1.0/3.0], Bradley Chubb [1.0/7.0]

GAME RECAP

Miami set the tone immediately when wide receiver Dee Eskridge returned the opening kickoff 54 yards to put the Dolphins in Buffalo territory. Quarterback Tua Tagovailoa led a 10-play, 47-yard drive capped by rookie running back Ollie Gordon II's 2-yard touchdown run — the first of his NFL career. Kicker Riley Patterson added the extra point for a 7-0 lead.

Buffalo answered quickly with a 7-play, 85-yard drive capped by a tight end Dalton Kincaid touchdown. The Bills added another score on their next possession when quarterback Josh Allen connected on a shovel pass to tight end Jackson Hawes from five yards out, giving Buffalo a 14-7 advantage.

Miami's defense responded by keeping the Bills in check over the next two drives. Safety Ashtyn Davis broke up a would-be touchdown in the end zone, and linebacker Bradley Chubb recorded his third sack in as many games at the 6:53 mark of the second quarter. That stop forced Buffalo into a field goal try, which kicker Matt Prater missed wide left.

The Dolphins capitalized just before halftime with their most sustained march of the afternoon — a 16-play, 71-yard drive that chewed nearly six minutes off the clock. Wide receiver Tyreek Hill converted a third down with a 19-yard grab, and Tagovailoa capped the series with a 3-yard touchdown pass to wide receiver Jaylen Waddle, tying the game at 14 heading into the break.

Buffalo regained momentum to start the second half. Running back James Cook finished an 8-play, 61-yard drive with a 2-yard rushing score to give the Bills a 21-14 advantage. Miami went three-and-out on its first two possessions of the half before finally breaking through again. Tagovailoa connected with Waddle on a fourth-and short for 15 yards to extend the drive, which running back De'Von Achane followed with a 14-yard rush. On the next play, Tagovailoa lofted a 7-yard touchdown pass to Hill in the back corner of the end zone, tying the score once more at 21-21.

On the next drive, the Miami defense forced the Bills to punt, but a penalty on the ensuing play resulted in a first down for Buffalo. A few plays later, Allen found wide receiver Khalil Shakir for a 15-yard touchdown, swinging the lead back in Buffalo's favor, 28-21, early in the fourth quarter.

Miami's hopes of a comeback were stalled with a linebacker Terrell Bernard interception, giving Buffalo the ball back with 3:06 left in the contest. A Prater field goal marked the final scoring play of the night, giving the Bills a 31-28 lead with less than a minute to play. The Dolphins' final drive ended as time expired.

PASSING	ATT	CP	YDS	SK/YD	TD	LG	INT	RTG
Josh Allen	28	22	213	2/10	3	30	0	134.1
TOTAL	28	22	213	2/10	3	30	0	134.1

RUSHING	ATT	YDS	AVG	LG	TD
James Cook III	19	108	5.7	26	1
Josh Allen	4	25	6.3	19	0
Ty Johnson	3	13	4.3	7	0
Elijah Moore	1	11	11.0	11	0
TOTAL	27	157	5.8	26	1

RECEIVING	NO	YDS	AVG	LG	TD
Dalton Kincaid	5	66	13.2	20t	1
Khalil Shakir	4	45	11.3	15t	1
Keon Coleman	3	20	6.7	8	0
James Cook III	3	10	3.3	5	0
Elijah Moore	2	30	15.0	30	0
Tyrell Shavers	2	24	12.0	17	0
Ty Johnson	1	8	8.0	8	0
Jackson Hawes	1	5	5.0	5t	1
Joshua Palmer	1	5	5.0	5	0
TOTAL	22	213	9.7	30	3

INTERCEPTIONS	TOT	YDS	AVG	LONG	TD
Terrell Bernard	1	24	24.0	24	0

SACKS
No Sacks

Team Statistics	Dolphins	Bills
First Downs	19	23
3rd-Down Eff. (Made/Att/Pct)	10/15/67%	6/11/55%
4th-Down Eff. (Made/Att/Pct)	1/1/100%	0/0/0%
Total Net Yards	276	360
Total Plays	59	57
Yards Per Play	4.7	6.3
Rushes/Net Yards	25/130	27/157
Net Passing	146	203
Pass Attempts/Completions	34/22	28/22
Had Intercepted	1	0
Sacked/Yards Lost	0/0	2/10
Punts/Average	4/50.0	2/47.5
Penalties/Yards	6/57	3/35
Fumbles/Lost	1/0	2/0
Possession Time	28:13	31:47



WEEK 4

Hard Rock Stadium



27-21



Q1	Q2	Q3	Q4		
New York Jets	0	3	7	11	21
Miami Dolphins	3	7	14	3	27

SCORING DRIVES

TEAM	QTR	TIME	SCORING PLAY	NYJ	MIA
Dolphins	1	10:51	R.Patterson 47 yd. Field Goal (10-37, 4:09)	0	3
Dolphins	2	09:20	D.Waller 4 yd. pass from T.Tagovailoa (R.Patterson kick) (15-96, 8:40)	0	10
Jets	2	00:00	N.Folk 58 yd. Field Goal (10-44, 1:52)	3	10
Dolphins	3	11:33	D.Waller 9 yd. pass from T.Tagovailoa (R.Patterson kick) (6-36, 3:20)	3	17
Jets	3	09:23	J.Fields 43 yd. run (N.Folk kick) (4-52, 2:10)	10	17
Dolphins	3	05:20	D.Achane 9 yd. run (R.Patterson kick) (7-68, 4:03)	10	24
Jets	4	13:09	N.Folk 50 yd. Field Goal (6-31, 3:15)	13	24
Dolphins	4	03:33	R.Patterson 36 yd. Field Goal (8-56, 3:29)	13	27
Jets	4	01:49	G.Wilson 23 yd. pass from J.Fields (J.Fields run) (7-61, 1:44)	21	27

NEW YORK JETS

PASSING	ATT	CP	YDS	SK/YD	TD	LG	INT	RTG
Justin Fields	27	20	226	2/19	1	28	0	111.0
TOTAL	27	20	226	2/19	1	28	0	111.0

RUSHING	ATT	YDS	AVG	LG	TD
Breece Hall	14	81	5.8	23	0
Justin Fields	7	81	11.6	43t	1
Braelon Allen	4	26	6.5	15	0
Isaiah Davis	3	9	3.0	6	0
TOTAL	28	197	7.0	43t	1

RECEIVING	NO	YDS	AVG	LG	TD
Garrett Wilson	6	82	13.7	23t	1
Mason Taylor	5	65	13.0	27	0
Breece Hall	5	30	6.0	8	0
Isaiah Davis	2	18	9.0	14	0
Jeremy Ruckert	1	23	23.0	12	0
Allen Lazard	1	8	8.0	8	0
TOTAL	20	226	11.3	27	1

INTERCEPTIONS	TOT	YDS	AVG	LONG	TD
None					

SACKS

No Sacks

MIAMI DOLPHINS

PASSING	ATT	CP	YDS	SK/YD	TD	LG	INT	RTG
Tua Tagovailoa	25	17	177	0/0	2	28	0	114.9
TOTAL	25	17	177	0/0	2	28	0	114.9

RUSHING	ATT	YDS	AVG	LG	TD
De'Von Achane	20	99	5.0	21	1
Ollie Gordon II	6	10	1.7	7	0
Malik Washington	2	8	4.0	8	0
Tua Tagovailoa	3	6	2.0	5	0
TOTAL	31	123	4.0	21	1

RECEIVING	NO	YDS	AVG	LG	TD
Tyreek Hill	6	67	11.2	28	0
Jaylen Waddle	3	48	16.0	25	0
Darren Waller	3	27	9.0	14	2
Malik Washington	2	13	6.5	9	0
Julian Hill	1	19	19.0	19	0
De'Von Achane	1	2	2.0	2	0
Nick Westbrook-Ikhine	1	1	1.0	1	0
TOTAL	17	177	10.4	28	2

INTERCEPTIONS	TOT	YDS	AVG	LONG	TD
None					

SACKS

Tyrel Dodson [1.0/17.0], Rasul Douglas [1.0/2.0]

GAME RECAP

The Miami Dolphins earned their first win of the season on Monday night, forcing three turnovers while leaning on tight end Darren Waller in a 27-21 victory over the New York Jets (0-4) at Hard Rock Stadium. The win extended Miami's home dominance over the Jets, who haven't won in Hard Rock Stadium since 2015.

Miami set the tone immediately when wide receiver Malik Washington returned the opening kickoff 34 yards. Quarterback Tua Tagovailoa led a 10-play drive capped by a 47-yard Riley Patterson field goal to give Miami a 3-0 lead.

The Jets responded with a lengthy march inside the Miami red zone, but cornerback Jack Jones delivered a critical takeaway, stripping running back Braelon Allen at the 1-yard line with 3:06 left in the first quarter. Safety Minkah Fitzpatrick recovered the football to preserve the lead.

Tagovailoa and the offense capitalized with their longest possession of the game — a 15-play, 96-yard drive that lasted 8:40. On fourth down from the Jets' 4-yard line, Tagovailoa lofted a high pass to Waller in the back of the end zone, who outleaped his defender for his first touchdown since Oct. 22, 2023. It was his first score in a Dolphins uniform and raised Miami's lead to 10-0.

New York again threatened on its next drive, but the Dolphins' defense came up big. Linebacker Tyrel Dodson blitzed on fourth down and knocked the ball free from Jets quarterback Justin Fields. Linebacker Jaelan Phillips recovered it to give Miami its second takeaway of the night. The Jets managed to get on the board before halftime with a 58-yard field goal by kicker Nick Folk, trimming the margin to 10-3 at the break.

The defense struck again to open the second half when rookie safety Dante Trader Jr. forced and recovered a fumble on the kickoff return, Miami's third takeaway of the game. Big gains from Tyreek Hill and De'Von Achane pushed the Dolphins into the red zone, and Tagovailoa once again turned to his new weapon. Waller hauled in his second touchdown of the night, capping a six-play, 36-yard drive to make it 17-3.

Fields provided a quick answer, scrambling 43 yards for a touchdown to bring the Jets within seven, but Miami countered immediately. Tagovailoa connected with wide receiver Jaylen Waddle twice on the next series before Achane powered through multiple tackles on a 9-yard touchdown run, restoring a two-score lead at 24-10.

Patterson later added a 36-yard field goal to extend the advantage to 27-13 with 3:33 remaining in the contest. The Jets closed the gap on a 23-yard touchdown catch by wide receiver Garrett Wilson and a successful two-point conversion to bring the score to 27-21, but Waller — once again making his presence felt — secured the ensuing end zone kick and Miami's defense closed it out.

Team Statistics	Jets	Dolphins
First Downs	23	19
3rd-Down Eff. (Made/Att/Pct)	4/9/44%	4/12/33%
4th-Down Eff. (Made/Att/Pct)	1/2/50%	1/1/100%
Total Net Yards	404	300
Total Plays	57	56
Yards Per Play	7.1	5.4
Rushes/Net Yards	28/197	31/123
Net Passing	207	177
Pass Attempts/Completions	27/20	25/17
Had Intercepted	0	0
Sacked/Yards Lost	2/19	0/0
Punts/Average	2/42.0	4/48.0
Penalties/Yards	13/101	6/40
Fumbles/Lost	3/3	2/0
Possession Time	29:12	30:48



WEEK 5

Bank of America Stadium



27-24



	Q1	Q2	Q3	Q4	
Miami Dolphins	3	14	0	7	24
Carolina Panthers	0	10	3	14	27

SCORING DRIVES

TEAM	QTR	TIME	SCORING PLAY	MIA	CAR
Dolphins	1	09:03	R.Patterson 43 yd. Field Goal (11-48, 5:57)	3	0
Dolphins	2	14:55	D.Achane 10 yd. pass from T.Tagovailoa (R.Patterson kick) (14-58, 6:36)	10	0
Dolphins	2	10:48	D.Waller 4 yd. pass from T.Tagovailoa (R.Patterson kick) (5-49, 3:13)	17	0
Panthers	2	03:24	X.Legette 7 yd. pass from B.Young (R.Fitzgerald kick) (12-76, 7:24)	17	7
Panthers	2	00:00	R.Fitzgerald 35 yd. Field Goal (11-59, 1:47)	17	10
Panthers	3	12:15	R.Fitzgerald 49 yd. Field Goal (5-39, 2:45)	17	13
Panthers	4	06:10	R.Dowdle 1 yd. run (R.Fitzgerald kick) (7-85, 4:02)	17	20
Dolphins	4	04:42	J.Waddle 46 yd. pass from T.Tagovailoa (R.Patterson kick) (3-57, 1:28)	24	20
Panthers	4	01:59	M.Evans 4 yd. pass from B.Young (R.Fitzgerald kick) (8-83, 2:43)	24	27

MIAMI DOLPHINS							
PASSING	ATT	CP	YDS	SK/YD	TD	LG	INT
Tua Tagovailoa	36	27	256	3/27	3	46t	0
TOTAL	36	27	256	3/27	3	46t	0

RUSHING	ATT	YDS	AVG	LG	TD
De'Von Achane	10	16	1.6	6	0
Tua Tagovailoa	1	5	5.0	5	0
Ollie Gordon II	3	-2	-0.7	3	0
TOTAL	14	19	1.4	6	0

RECEIVING	NO	YDS	AVG	LG	TD
Jaylen Waddle	6	110	18.3	46t	1
De'Von Achane	6	30	5.0	10t	1
Darren Waller	5	78	15.6	34	1
Julian Hill	4	22	5.5	8	0
Malik Washington	4	0	0.0	8	0
Tanner Conner	2	16	8.0	15	0
TOTAL	27	256	9.5	46t	3

INTERCEPTIONS	TOT	YDS	AVG	LONG	TD
Minkah Fitzpatrick	1	7	7.0	7	0

SACKS
Jordyn Brooks [0.5/0.0], Jaelan Phillips [1.0/9.0], Bradley Chubb [1.0/10.0], Kenneth Grant [0.5/0.0]

CAROLINA PANTHERS							
PASSING	ATT	CP	YDS	SK/YD	TD	LG	INT
Bryce Young	30	19	198	3/19	2	29	1
TOTAL	30	19	198	3/19	2	29	1

RUSHING	ATT	YDS	AVG	LG	TD
Rico Dowdle	23	206	9.0	53	1
Trevor Etienne	4	22	5.5	12	0
Jimmy Horn Jr.	2	10	5.0	5	0
Bryce Young	3	1	0.3	4	0
TOTAL	32	239	7.5	53	1

RECEIVING	NO	YDS	AVG	LG	TD
Tetairoa McMillan	6	73	12.2	29	0
Rico Dowdle	3	28	9.3	13	0
Xavier Legette	2	31	15.5	24	1
Jimmy Horn Jr.	2	21	10.5	17	0
James Mitchell	1	11	11.0	11	0
Brycen Tremayne	1	9	9.0	9	0
Trevor Etienne	1	7	7.0	7	0
Hunter Renfrow	1	7	7.0	7	0
Tommy Tremble	1	7	7.0	7	0
Mitchell Evans	1	4	4.0	4t	1
TOTAL	19	198	10.4	29	2

INTERCEPTIONS	TOT	YDS	AVG	LONG	TD
None					

SACKS
A'Shawn Robinson [1.0/10.0], Derrick Brown [1.0/10.0], Pat Jones II [1.0/7.0]

GAME RECAP

Miami started the game strong, as quarterback Tua Tagovailoa led an 11-play, 48-yard drive that chewed up nearly six minutes of clock, highlighted by a 34-yard completion to tight end Darren Waller. Kicker Riley Patterson capped the series with a 43-yard field goal to put Miami ahead, 3-0.

Moments later, linebacker Bradley Chubb swung momentum further in the Dolphins' favor. At the 6:37 mark of the first quarter, Chubb strip-sacked Panthers quarterback Bryce Young at the Miami 36-yard line and recovered the fumble himself — the team's fourth recovery in the last five quarters.

Tagovailoa turned the takeaway into points. He orchestrated a 14-play, 58-yard march that ended with a 10-yard touchdown pass to running back De'Von Achane in the back right corner of the end zone, extending Miami's lead to 10-0 early in the second quarter.

Carolina's next drive stalled when safety Minkah Fitzpatrick intercepted Young at the Miami 44-yard line. The pick from Fitzpatrick marked his first of the season and set up a short field for the offense. Tagovailoa capitalized again, connecting with Waller on a 21-yard strike to move Miami into the red zone. Tagovailoa found Waller up the middle for a 4-yard touchdown to extend Miami's lead, 17-0.

The Panthers responded late in the half. A touchdown from wide receiver Xavier Legette and a 35-yard field goal from kicker Ryan Fitzgerald made it 17-10 at halftime.

Carolina opened the second half with a promising drive, but Miami's defense held firm.

On third down, linebacker Jaelan Phillips burst through the line and sacked Young for a 9-yard loss, forcing the Panthers to settle for a 49-yard field goal that cut the Dolphins' lead to 17-13 with 12:35 remaining in the third quarter. Linebacker Jordyn Brooks and defensive tackle Kenneth Grant split a sack with 57 seconds remaining, forcing Carolina to punt as the entered the final quarter.

The Panthers responded with a 7-play, 85-yard scoring drive, led by running back Rico Dowdle. His 1-yard touchdown run gave Carolina a 20-17 lead with 6:10 left to play.

Miami answered immediately. Wideout Malik Washington returned the kickoff 40 yards to near midfield, then three plays later, Tagovailoa found wide receiver Jaylen Waddle racing downfield for a 46-yard touchdown. Patterson's extra point reclaimed the lead, 24-20, with 4:50 left in the contest.

Carolina responded with an 8-play, 83-yard scoring drive that ended in a touchdown pass to tight end Mitchell Evans, giving the Panthers a 27-24 lead with 2:03 left in the game. Miami could not capitalize on the ensuing possession, sealing Carolina's victory.

Team Statistics	Dolphins	Panthers
First Downs	15	26
3rd-Down Eff. (Made/Att/Pct)	5/13/38%	5/11/45%
4th-Down Eff. (Made/Att/Pct)	1/1/100%	2/2/100%
Total Net Yards	248	418
Total Plays	53	65
Yards Per Play	4.7	6.4
Rushes/Net Yards	14/19	32/239
Net Passing	229	179
Pass Attempts/Completions	36/27	30/19
Had Intercepted	0	1
Sacked/Yards Lost	3/27	3/19
Punts/Average	6/52.0	3/53.7
Penalties/Yards	9/64	8/46
Fumbles/Lost	0/0	1/1
Possession Time	28:46	31:14



WEEK 6

Hard Rock Stadium



29-27



Los Angeles Chargers	Q1	Q2	Q3	Q4		
Miami Dolphins	6	3	14	6	—	29
	7	6	0	14	—	27

SCORING DRIVES

TEAM	QTR	TIME	SCORING PLAY	LAC	MIA
Chargers	1	07:52	C.Dicker 35 yd. Field Goal (11-42, 6:14)	3	0
Dolphins	1	04:03	D.Achane 49 yd. run (R.Patterson kick) (1-49, 0:08)	3	7
Chargers	1	00:35	C.Dicker 31 yd. Field Goal (7-55, 3:28)	6	7
Chargers	2	08:39	C.Dicker 29 yd. Field Goal (6-42, 3:18)	9	7
Dolphins	2	04:30	R.Patterson 47 yd. Field Goal (8-36, 4:09)	9	10
Dolphins	2	00:00	R.Patterson 27 yd. Field Goal (9-73, 1:38)	9	13
Chargers	3	07:26	L.McConkey 5 yd. pass from J.Herbert (C.Dicker kick) (13-72, 7:34)	16	13
Chargers	3	03:55	K.Vidal 7 yd. pass from J.Herbert (C.Dicker kick) (4-37, 1:59)	23	13
Chargers	4	12:47	C.Dicker 35 yd. Field Goal (9-62, 4:34)	26	13
Dolphins	4	07:56	D.Achane 4 yd. run (R.Patterson kick) (9-69, 4:51)	26	20
Dolphins	4	00:46	D.Waller 7 yd. pass from T.Tagovailoa (R.Patterson kick) (13-82, 5:33)	26	27
Chargers	4	00:05	C.Dicker 33 yd. Field Goal (6-44, 0:41)	29	27

LOS ANGELES CHARGERS

PASSING	ATT	CP	YDS	SK/YD	TD	LG	INT	RTG
Justin Herbert	38	29	264	1/1	2	42	0	112.2
TOTAL	38	29	264	1/1	2	42	0	112.2

RUSHING	ATT	YDS	AVG	LG	TD
Kimani Vidal	18	124	6.9	38	0
Hassan Haskins	6	14	2.3	10	0
Justin Herbert	1	2	2.0	2	0
TOTAL	25	140	5.6	38	0

RECEIVING	NO	YDS	AVG	LG	TD
Ladd McConkey	7	100	14.3	42	1
Oronde Gadsden	7	68	9.7	21	0
Keenan Allen	4	27	6.8	9	0
Tre' Harris	4	27	6.8	8	0
Kimani Vidal	3	14	4.7	7t	1
Will Dissly	2	18	9.0	14	0
Hassan Haskins	1	9	9.0	9	0
KaAndre Lambert-Smith	1	1	1.0	1	0
TOTAL	29	264	9.1	42	2

INTERCEPTIONS	TOT	YDS	AVG	LONG	TD
Derwin James Jr.	1	21	21.0	21	0
Tony Jefferson	1	2	2.0	2	0
Benjamin St-Juste	1	0	0.0	0	0

SACKS

Odafe Oweh [1.0/1.0], Tuli Tuipulotu [1.0/8.0]

MIAMI DOLPHINS

PASSING	ATT	CP	YDS	SK/YD	TD	LG	INT	RTG
Tua Tagovailoa	32	21	205	2/9	1	45	3	54.8
Jaylen Waddle	1	1	8	0/0	0	8	0	100.0
TOTAL	33	22	213	2/9	1	45	3	56.8

RUSHING	ATT	YDS	AVG	LG	TD
De'Von Achane	16	128	8.0	49t	2
Tua Tagovailoa	1	4	4.0	4	0
Alec Ingold	1	3	3.0	3	0
Ollie Gordon II	2	1	0.5	3	0
Malik Washington	1	1	1.0	1	0
TOTAL	21	137	6.5	49t	2

RECEIVING	NO	YDS	AVG	LG	TD
Jaylen Waddle	6	95	15.8	45	0
De'Von Achane	4	22	5.5	10	0
Malik Washington	4	22	5.5	9	0
Julian Hill	3	31	10.3	14	0
Darren Waller	2	12	6.0	7t	1
Alec Ingold	1	22	22.0	22	0
Tanner Conner	1	8	8.0	8	0
Ollie Gordon II	1	1	1.0	1	0
TOTAL	22	213	9.7	45	1

INTERCEPTIONS	TOT	YDS	AVG	LONG	TD
None					

SACKS

Kenneth Grant [1.0/1.0]

GAME RECAP

Miami started strong with wide receiver Malik Washington returning the opening kickoff 45 yards, but on the second play from scrimmage, a pass deflected off wide receiver Jaylen Waddle's hands into the arms of Chargers safety Tony Jefferson for an interception. Defensive tackle Kenneth Grant recorded the first full sack of his career in the red zone, forcing the Chargers to settle for a 35-yard field goal by Dicker.

Following a Dolphins punt on the ensuing drive, the Miami defense continued its early surge. Cornerback Rasul Douglas forced a fumble at midfield, which was recovered by linebacker Jordyn Brooks at the Chargers' 49-yard line. On the next play, running back De'Von Achane took the handoff, bounced to the right sideline and sprinted 49 yards untouched for a touchdown, giving Miami a 7-3 lead. The Chargers added a 31-yard Dicker field goal late in the first quarter to trim the margin to 7-6.

The second quarter featured a series of lead changes, as both teams exchanged field goals to make it 10-9 Miami with 4:09 left in the half. Tagovailoa led a crisp two-minute drill, connecting with Waddle for a 45-yard strike down the left sideline to the Chargers' 17-yard line with 46 seconds remaining. A 27-yard field goal from kicker Riley Patterson extended Miami's lead, 13-9, going into halftime.

After the break, Chargers quarterback Justin Herbert directed a 13-play, 72-yard drive capped off by a 5-yard touchdown to wide receiver Ladd McConkey, putting the Bolts ahead 16-13. On Miami's next series, Chargers cornerback Benjamin St-Juste intercepted a pass at the Miami 37-yard line, which led to a touchdown catch from running back Kimani Vidal to extend their lead, 23-13, with 3:55 left in the quarter.

A 35-yard field goal by Dicker made it 26-13 in the fourth quarter, but Miami punched back. Tagovailoa targeted five different Dolphins before Achane finished a 9-play, 69-yard drive with a 4-yard scoring run, pulling Miami within one score, 26-20.

After a defensive stop, Tagovailoa led a 13-play, 82-yard scoring drive capped by a tight end Darren Waller score to give Miami the lead, 27-26, with 46 seconds to play. The Chargers made their way into field goal range after a 42-yard catch from McConkey, and Dicker drilled a 33-yard field goal in the final seconds for the decisive score, 29-27.

Team Statistics	Chargers	Dolphins
First Downs	20	19
3rd-Down Eff. (Made/Att/Pct)	6/15/40%	5/11/45%
4th-Down Eff. (Made/Att/Pct)	1/1/100%	0/0/0%
Total Net Yards	403	341
Total Plays	64	56
Yards Per Play	6.3	6.1
Rushes/Net Yards	25/140	21/137
Net Passing	263	204
Pass Attempts/Completions	38/29	33/22
Had Intercepted	0	3
Sacked/Yards Lost	1/1	2/9
Punts/Average	2/47.0	2/55.5
Penalties/Yards	7/45	4/45
Fumbles/Lost	2/1	0/0
Possession Time	34:19	25:41



WEEK 7

Huntington Bank Field



31-6



	Q1	Q2	Q3	Q4	
Miami Dolphins	0	6	0	0	— 6
Cleveland Browns	3	14	7	7	— 31

SCORING DRIVES

TEAM	QTR	TIME	SCORING PLAY	MIA	CLE
Browns	1	02:17	A.Smyrt 30 yd. Field Goal (11-57, 6:43)		3
Dolphins	2	14:14	R.Patterson 33 yd. Field Goal (6-62, 3:03)	3	3
Browns	2	11:19	Q.Judkins 46 yd. run (A.Smyrt kick) (5-83, 2:55)		10
Browns	2	06:03	Q.Judkins 3 yd. run (A.Smyrt kick) (10-46, 5:10)	3	17
Dolphins	2	00:00	R.Patterson 26 yd. Field Goal (9-32, 2:53)	6	17
Browns	3	14:48	T.Campbell 34 yd. interception return (A.Smyrt kick)	6	24
Browns	4	10:56	Q.Judkins 2 yd. run (A.Smyrt kick) (1-2, 0:03)	6	31

MIAMI DOLPHINS

PASSING	ATT	CP	YDS	SK/YD	TD	LG	INT	RTG
Tua Tagovailoa	23	12	100	2/13	0	28	3	24.1
Quinn Ewers	8	5	53	2/20	0	40	0	81.8
TOTAL	31	17	153	4/33	0	40	3	28.8

RUSHING	ATT	YDS	AVG	LG	TD
De'Von Achane	13	82	6.3	46	0
Ollie Gordon II	5	11	2.2	8	0
Tua Tagovailoa	3	6	2.0	6	0
Quinn Ewers	1	0	0.0	0	0
TOTAL	22	99	4.5	46	0

RECEIVING	NO	YDS	AVG	LG	TD
Malik Washington	5	30	6.0	14	0
De'Von Achane	3	16	5.3	16	0
Nick Westbrook-Ikhine	3	16	5.3	11	0
Dee Eskridge	2	45	22.5	40	0
Tanner Conner	1	28	28.0	28	0
Jaylen Waddle	1	15	15.0	15	0
Ollie Gordon II	1	2	2.0	2	0
Julian Hill	1	1	1.0	1	0
TOTAL	17	153	9.0	40	0

INTERCEPTIONS	TOT	YDS	AVG	LONG	TD
None					

SACKS

Tyrel Dodson [1.0/7.0], Jaelan Phillips [1.0/7.0]

CLEVELAND BROWNS

PASSING	ATT	CP	YDS	SK/YD	TD	LG	INT	RTG
Dillon Gabriel	18	13	116	2/14	0	23	0	89.1
TOTAL	18	13	116	2/14	0	23	0	89.1

RUSHING	ATT	YDS	AVG	LG	TD
Quinshon Judkins	25	84	3.4	46†	3
Dillon Gabriel	4	12	3.0	6	0
Dylan Sampson	3	8	2.7	4	0
Jerome Ford	1	0	0.0	0	0
TOTAL	33	104	3.2	46†	3

RECEIVING	NO	YDS	AVG	LG	TD
Harold Fannin Jr.	4	36	9.0	19	0
Malachi Corley	2	17	8.5	17	0
Jerry Jeudy	2	17	8.5	16	0
Jerome Ford	2	10	5.0	9	0
Jamari Thrash	1	23	23.0	23	0
Dylan Sampson	1	9	9.0	9	0
Blake Whiteheart	1	4	4.0	4	0
TOTAL	13	116	8.9	23	0

INTERCEPTIONS	TOT	YDS	AVG	LONG	TD
Tyson Campbell	1	34	34.0	34	1
Ronnie Hickman	1	16	16.0	16	0
Rayshawn Jenkins	1	9	9.0	9	0

SACKS

Jerome Baker [1.0/10.0], Grant Delpit [1.0/6.0], Myles Garrett [1.0/7.0], Donovan McMillon [1.0/10.0]

GAME RECAP

The Miami Dolphins battled against an aggressive Cleveland defense on a rainy Sunday afternoon at Huntington Bank Field but came up short, falling 31-6 in Week 7.

Miami's defense started strong, forcing a three-and-out on Cleveland's first possession and limiting quarterback Dillon Gabriel to short completions. On offense, running back De'Von Achane's 46-yard burst on the Dolphins' second possession set up kicker Riley Patterson for a 33-yard field goal that tied the score at 3-3 early in the second quarter.

Cleveland responded with an 83-yard drive capped by a 46-yard rushing touchdown from rookie running back Quinshon Judkins to take a 10-3 lead. The Browns capitalized again following a short field, as a Judkins touchdown extended their lead to 17-3. Miami's offense regrouped late in the quarter, highlighted by another long run from Achane that set up a 26-yard Patterson field goal. The kick trimmed the deficit to 17-6 heading into halftime.

The first play of the second half shifted momentum. A short pass on Miami's opening snap was intercepted and returned 34 yards for a touchdown, extending Cleveland's advantage to 24-6.

Despite the early setback, Miami continued to compete on both sides of the ball. The defense forced consecutive punts behind solid open-field tackling, while Achane remained productive on the ground and eclipsed 80 rushing yards for the third time this season, averaging more than six yards per carry.

Early in the fourth quarter, Cleveland capitalized on a short field for Judkins' third score of the day, extending the lead to 31-6. Rookie quarterback Quinn Ewers entered the game for Miami's final two possessions, finishing 5-of-8 passing (62.5 avg.) for 53 yards. His 40-yard completion to wide receiver Dee Eskridge highlighted the Dolphins' closing drive before time expired.

Team Statistics	Dolphins	Browns
First Downs	12	15
3rd-Down Eff. (Made/Att/Pct)	1/13/8%	4/11/36%
4th-Down Eff. (Made/Att/Pct)	2/4/50%	0/0/0%
Total Net Yards	219	206
Total Plays	57	53
Yards Per Play	3.8	3.9
Rushes/Net Yards	22/99	33/104
Net Passing	120	102
Pass Attempts/Completions	31/17	18/13
Had Intercepted	3	0
Sacked/Yards Lost	4/33	2/14
Punts/Average	4/47.3	6/43.0
Penalties/Yards	11/103	5/37
Fumbles/Lost	6/1	1/0
Possession Time	28:15	31:45



WEEK 8

Mercedes-Benz Stadium



34-10



	Q1	Q2	Q3	Q4	
Miami Dolphins	7	10	7	10	34
Atlanta Falcons	0	3	0	7	10

SCORING DRIVES

TEAM	QTR	TIME	SCORING PLAY	MIA	ATL
Dolphins	1	02:33	D.Achane 3 yd. pass from T.Tagovailoa (R.Patterson kick) (13-79, 8:33)	7	0
Falcons	2	12:59	J.Romo 45 yd. Field Goal (9-43, 4:34)	7	3
Dolphins	2	06:14	R.Patterson 34 yd. Field Goal (5-25, 2:16)	10	3
Dolphins	2	00:11	M.Washington 9 yd. pass from T.Tagovailoa (R.Patterson kick) (10-82, 4:29)	17	3
Dolphins	3	04:18	J.Waddle 43 yd. pass from T.Tagovailoa (R.Patterson kick) (10-84, 6:05)	24	3
Dolphins	4	13:28	O.Gordon 20 yd. pass from T.Tagovailoa (R.Patterson kick) (7-41, 4:06)	31	3
Dolphins	4	08:36	R.Patterson 36 yd. Field Goal (5-20, 2:20)	34	3
Falcons	4	05:01	T.Allgeier 6 yd. run (J.Romo kick) (11-65, 3:35)	34	10

MIAMI DOLPHINS

PASSING	ATT	CP	YDS	SK/YD	TD	LG	INT	RTG
Tua Tagovailoa	26	20	205	1/8	4	43t	0	138.6
Zach Wilson	1	1	0	0/0	0	0	0	79.2
TOTAL	27	21	205	1/8	4	43t	0	137.9

RUSHING	ATT	YDS	AVG	LG	TD
De'Von Achane	18	67	3.7	12	0
Ollie Gordon II	10	46	4.6	13	0
Jaylen Wright	9	28	3.1	7	0
TOTAL	37	141	3.8	13	0

RECEIVING	NO	YDS	AVG	LG	TD
Jaylen Waddle	5	99	19.8	43t	1
De'Von Achane	5	24	4.8	10	1
Malik Washington	4	36	9.0	17	1
Tanner Conner	2	6	3.0	5	0
Ollie Gordon II	1	20	20.0	20t	1
Nick Westbrook-Ikhine	1	18	18.0	18	0
Cedrick Wilson Jr.	1	2	2.0	2	0
Alec Ingold	1	0	0.0	0	0
Jaylen Wright	1	0	0.0	0	0
TOTAL	21	205	9.8	43t	4

INTERCEPTIONS	TOT	YDS	AVG	LONG	TD
None					

SACKS

Jordyn Brooks [1.0/5.0]

ATLANTA FALCONS

PASSING	ATT	CP	YDS	SK/YD	TD	LG	INT	RTG
Kirk Cousins	31	21	173	1/5	0	25	0	81.8
TOTAL	31	21	173	1/5	0	25	0	81.8

RUSHING	ATT	YDS	AVG	LG	TD
Bijan Robinson	9	25	2.8	7	0
Nathan Carter	2	14	7.0	12	0
Tyler Allgeier	4	4	1.0	6t	1
Kirk Cousins	2	2	1.0	3	0
TOTAL	17	45	2.6	12	1

RECEIVING	NO	YDS	AVG	LG	TD
Kyle Pitts Sr.	9	59	6.6	24	0
KhaDarel Hodge	3	31	10.3	16	0
Bijan Robinson	3	23	7.7	17	0
David Sills V	2	14	7.0	12	0
Tyler Allgeier	2	10	5.0	6	0
Casey Washington	1	25	25.0	25	0
Darnell Mooney	1	11	11.0	11	0
TOTAL	21	173	8.2	25	0

INTERCEPTIONS	TOT	YDS	AVG	LONG	TD
None					

SACKS

Dee Alford [1.0/8.0]

GAME RECAP

The Miami Dolphins earned their first road victory of the season Sunday afternoon at Mercedes-Benz Stadium, defeating the Atlanta Falcons 34-10 behind a balanced offensive effort and a stingy defensive performance.

After both teams traded punts to open the game, Miami's offense found its rhythm on its second possession. Quarterback Tua Tagovailoa completed a 17-yard pass to wide receiver Malik Washington, then mixed in runs by running back De'Von Achane and running back Ollie Gordon II to move deep into Falcons territory. Tagovailoa capped the 13-play, 79-yard drive with a 3-yard touchdown pass to Achane with 2:38 remaining in the first quarter. Kicker Rylee Patterson's extra point gave the Dolphins a 7-0 lead.

Atlanta answered early in the second quarter with a 45-yard field goal by kicker Parker Romo, but Miami's defense forced a three-and-out on the next Falcons possession. After Atlanta punted from their own 8-yard line, the Dolphins capitalized on the short field with a 34-yard Patterson field goal to extend the lead to 10-3.

With less than five minutes remaining in the half, Tagovailoa orchestrated one of Miami's best drives of the season – a 10-play, 82-yard march highlighted by completions to Washington, wide receiver Jaylen Waddle and wide receiver Nick Westbrook-Ikhine. Rolling left, Tagovailoa found Washington open in the front corner of the end zone for a 9-yard touchdown with 11 seconds remaining in the half. Patterson's PAT made it 17-3 at halftime.

Miami's defense opened the second half with another timely play. At 10:31 in the third quarter, linebacker Tyrrel Dodson recovered a fumble after Falcons running back Bijan Robinson lost control of the ball inside the red zone. The Dolphins capitalized on the turnover, as Tagovailoa connected with Waddle on a slant route over the middle. Waddle cut upfield and sprinted into the end zone for a 43-yard touchdown with 4:26 remaining in the quarter, extending Miami's lead to 24-3.

Early in the fourth quarter, Miami kept its momentum. Achane picked up key yards on the ground before Tagovailoa dumped a short pass to Gordon, who weaved up the left sideline for a 20-yard touchdown – the first touchdown reception of his career – giving Miami a 31-3 advantage.

On Atlanta's next drive, the Falcons faced a 4th-and-7 from their own 39-yard line. Quarterback Kirk Cousins completed a short pass to tight end Kyle Pitts for two yards, but safety Iteku Melforwu made the stop short of the marker to force a turnover on downs.

Miami converted the field position into a 36-yard Patterson field goal, stretching the advantage to 34-3. Atlanta added a late 6-yard touchdown run from running back Tyler Allgeier, but the Dolphins closed out the 34-10 win comfortably.

Team Statistics	Dolphins	Falcons
First Downs	24	11
3rd-Down Eff. (Made/Att/Pct)	6/13/46%	2/11/18%
4th-Down Eff. (Made/Att/Pct)	1/2/50%	2/4/50%
Total Net Yards	338	213
Total Plays	65	49
Yards Per Play	5.2	4.3
Rushes/Net Yards	37/141	17/45
Net Passing	197	168
Pass Attempts/Completions	27/21	31/21
Had Intercepted	0	0
Sacked/Yards Lost	1/8	1/5
Punts/Average	3/49.3	4/46.3
Penalties/Yards	4/54	8/76
Fumbles/Lost	0/0	1/1
Possession Time	37:58	22:02



WEEK 9

Hard Rock Stadium



28-6



	Q1	Q2	Q3	Q4	
Baltimore Ravens	7	7	14	0	— 28
Miami Dolphins	3	3	0	0	— 6

SCORING DRIVES

TEAM	QTR	TIME	SCORING PLAY										BAL	MIA
Dolphins	1	12:07	R.Patterson 49 yd. Field Goal (5-26, 2:53)										0	3
Ravens	1	08:25	M.Andrews 2 yd. pass from L.Jackson (T.Loop kick) (4-7, 1:10)										7	3
Ravens	2	14:10	M.Andrews 20 yd. pass from L.Jackson (T.Loop kick) (7-75, 3:26)										14	3
Dolphins	2	07:57	R.Patterson 43 yd. Field Goal (4-4, 0:52)										14	6
Ravens	3	08:09	C.Kolar 3 yd. pass from L.Jackson (T.Loop kick) (11-68, 6:51)										21	6
Ravens	3	04:15	R.Bateman 9 yd. pass from L.Jackson (T.Loop kick) (4-60, 2:08)										28	6

BALTIMORE RAVENS									
PASSING	ATT	YDS	SK/YD	TD	LG	INT	RTG		
Lamar Jackson	23	18	204	2/16	4	39	0	143.2	
TOTAL	23	18	204	2/16	4	39	0	143.2	

RUSHING	ATT	YDS	AVG	LG	TD
Derrick Henry	19	119	6.3	35	0
Lamar Jackson	5	14	2.8	13	0
Keaton Mitchell	4	11	2.8	4	0
Mark Andrews	2	4	2.0	2	0
Justice Hill	1	2	2.0	2	0
TOTAL	31	150	4.8	35	0

RECEIVING	NO	YDS	AVG	LG	TD
Zay Flowers	5	64	12.8	39	0
Isaiah Likely	3	60	20.0	35	0
Charlie Kolar	2	23	11.5	20	1
Mark Andrews	2	22	11.0	20t	2
Rashod Bateman	2	13	6.5	9t	1
Justice Hill	2	13	6.5	9	0
Keaton Mitchell	1	7	7.0	7	0
Derrick Henry	1	2	2.0	2	0
TOTAL	18	204	11.3	39	4

INTERCEPTIONS	TOT	YDS	AVG	LONG	TD
Malaki Starks	1	9	9.0	9	0

SACKS
Travis Jones [0.5/3.0], Mike Green [0.5/5.0], Brent Urban [0.5/3.0], David Ojabo [0.5/5.0]

MIAMI DOLPHINS									
PASSING	ATT	CP	YDS	SK/YD	TD	LG	INT	RTG	
Tua Tagovailoa	40	25	261	2/16	0	28	1	70.9	
TOTAL	40	25	261	2/16	0	28	1	70.9	

RUSHING	ATT	YDS	AVG	LG	TD
De'Von Achane	14	67	4.8	22	0
Malik Washington	3	13	4.3	7	0
Ollie Gordon II	2	6	3.0	3	0
Tua Tagovailoa	1	1	1.0	1	0
TOTAL	20	87	4.4	22	0

RECEIVING	NO	YDS	AVG	LG	TD
Jaylen Waddle	6	82	13.7	24	0
De'Von Achane	6	39	6.5	19	0
Greg Dulcich	5	49	9.8	16	0
Malik Washington	3	48	16.0	28	0
Nick Westbrook-Ikhine	2	22	11.0	17	0
Tahj Washington	1	11	11.0	11	0
Cedrick Wilson Jr.	1	7	7.0	7	0
Ollie Gordon II	1	3	3.0	3	0
TOTAL	25	261	10.4	28	0

INTERCEPTIONS	TOT	YDS	AVG	LONG	TD
None					

SACKS
Jaelen Phillips [1.0/6.0], Benito Jones [1.0/10.0]

GAME RECAP

The Miami Dolphins fell short Thursday night at Hard Rock Stadium, dropping a 28-6 decision to the Baltimore Ravens in Week 9. Despite the loss, running back De'Von Achane continued to pace the offense with 106 total yards, while rookie safety Dante Trader Jr. and linebacker Tyrel Dodson anchored a defense that battled throughout the night.

Miami opened the game with early momentum. Wide receiver Dwayne Eskridge's 25-yard kickoff return set up solid field position, and quarterback Tua Tagovailoa quickly connected with wide receiver Jaylen Waddle for a 20-yard gain on the opening snap. Kicker Riley Patterson capped the five-play drive with a 49-yard field goal, giving the Dolphins a 3-0 lead just under three minutes into the contest.

The Ravens answered after forcing a turnover deep in Miami territory. Following a fumble recovery by Ravens safety Alohi Gilman at the Dolphins' 1-yard line, quarterback Lamar Jackson found tight end Mark Andrews on fourth down for a 2-yard touchdown, putting Baltimore ahead 7-3 midway through the first quarter.

Tagovailoa and the Dolphins responded with a 62-yard drive, highlighted by a 22-yard rush from Achane that moved Miami into field goal range. However, Patterson's 35-yard attempt drifted right — only his second miss of the season. Baltimore extended its lead to 14-3 early in the second quarter when Jackson connected with Andrews again for a 20-yard touchdown.

Miami trimmed the deficit to 14-6 with 7:57 remaining in the half after Patterson converted a 43-yard field goal. The Dolphins' defense forced three consecutive three-and-outs before halftime, and defensive tackle Benito Jones recorded his first sack of the season for a loss of 10 yards. Offensively, Achane's consistent production on the ground helped move the chains, while Waddle and tight end Greg Dulcich combined for key receptions that brought Miami into scoring range late in the half.

After the break, Baltimore regained momentum. Jackson led an 11-play, 68-yard drive that ended with a 3-yard touchdown pass to tight end Charlie Kolar to make it 21-6. On the next series, the Ravens struck again when wide receiver Rashod Bateman hauled in a 9-yard touchdown reception at the 4:15 mark of the third quarter. Ravens kicker Tyler Loop nailed the extra point to extend the margin to 28-6.

Tagovailoa continued to move the ball through the air, connecting with Waddle and wide receiver Malik Washington for gains that pushed Miami across midfield late in the third quarter. Dulcich remained a reliable target underneath, finishing with five receptions for 49 yards as the Dolphins continued to battle through the final quarter.

Team Statistics	Ravens	Dolphins
First Downs	18	17
3rd-Down Eff. (Made/Att/Pct)	5/13/38%	2/12/17%
4th-Down Eff. (Made/Att/Pct)	1/1/100%	2/3/67%
Total Net Yards	338	332
Total Plays	56	62
Yards Per Play	6.0	5.4
Rushes/Net Yards	31/150	20/87
Net Passing	188	245
Pass Attempts/Completions	23/18	40/25
Had Intercepted	0	1
Sacked/Yards Lost	2/16	2/16
Punts/Average	6/56.0	3/42.7
Penalties/Yards	5/56	5/45
Fumbles/Lost	0/0	2/2
Possession Time	31:43	28:17



WEEK 10

Hard Rock Stadium



30-13



	Q1	Q2	Q3	Q4	
Buffalo Bills	0	0	0	13	— 13
Miami Dolphins	7	9	0	14	— 30

SCORING DRIVES

TEAM	QTR	TIME	SCORING PLAY	BUF	MIA
Dolphins		04:49	N.Washington 9 yd. pass from T.Tagovailoa (R.Patterson kick) (12-92, 7:27)		
Dolphins	2	14:52	J.Waddle 38 yd. pass from T.Tagovailoa (kick failed, wr) (3-51, 1:24)	0	13
Dolphins	2	03:03	R.Patterson 46 yd. Field Goal (10-67, 5:59)	0	16
Bills	4	12:36	K.Coleman 35 yd. pass from J.Allen (pass failed) (8-98, 4:24)	6	16
Dolphins	4	06:31	D.Achane 59 yd. run (R.Patterson kick) (2-62, 0:39)	6	23
Bills	4	03:36	J.Hawes 26 yd. pass from J.Allen (M.Prater kick) (11-65, 2:55)	13	23
Dolphins	4	03:17	D.Achane 35 yd. run (R.Patterson kick) (3-37, 0:19)	13	30

BUFFALO BILLS

PASSING	ATT	CP	YDS	SK/YD	TD	LG	INT	RTG
Josh Allen	40	28	306	3/17	2	35t	1	98.5
TOTAL	40	28	306	3/17	2	35t	1	98.5

RUSHING	ATT	YDS	AVG	LG	TD
James Cook III	13	53	4.1	14	0
Josh Allen	4	31	7.8	15	0
Mitchell Trubisky	1	4	4.0	4	0
Ty Johnson	1	2	2.0	2	0
Elijah Moore	1	-1	-1.0	-1	0
Ray Davis	2	-2	-1.0	-1	0
TOTAL	22	87	4.0	15	0

RECEIVING	NO	YDS	AVG	LG	TD
Khalil Shakir	7	58	8.3	24	0
James Cook III	5	24	4.8	9	0
Keon Coleman	3	46	15.3	35t	1
Dawson Knox	3	37	12.3	20	0
Dalton Kincaid	2	37	18.5	20	0
Ty Johnson	2	24	12.0	16	0
Elijah Moore	2	9	4.5	5	0
Jackson Hawes	1	26	26.0	26t	1
Tyrrell Shavers	1	24	24.0	24	0
Curtis Samuel	1	21	21.0	21	0
Ray Davis	1	0	0.0	0	0
TOTAL	28	306	10.9	35t	2

INTERCEPTIONS	TOT	YDS	AVG	LONG	TD
Maxwell Hairston	1	1	1.0	1	0
Cole Bishop	1	0	0.0	0	0

SACKS

No Sacks

GAME RECAP

The Miami Dolphins turned in their most dominant performance of the season Sunday afternoon at Hard Rock Stadium, defeating the Buffalo Bills 30-13 behind a relentless defensive effort and a career day from running back De Von Achane. The win improved Miami to 3-7 on the season.

Miami's defense set the tone early, forcing the Bills to a quick three-and-out on their opening drive. Quarterback Tua Tagovailoa built on that momentum by orchestrating a 12-play, 92-yard drive capped off by a 9-yard touchdown strike to wide receiver Malik Washington in the back of the end zone, giving Miami 7-0 advantage.

Buffalo struggled to find rhythm against Miami's pressure. Linebackers Jordyn Brooks and Bradley Chubb disrupted the pocket throughout the opening frame, while cornerback Jack Jones made a key stop to help Miami force a turnover on downs. The Dolphins capitalized on the defensive stand when Tagovailoa connected with wide receiver Jaylen Waddle for a 38-yard touchdown down the right sideline, pushing the lead to 13-0 early in the second quarter.

On the Bills' second drive of the second quarter, defensive tackle Zach Sieler notched a six-yard sack on Josh Allen, while Jones forced a fumble that cornerback Julu Brents recovered with 9:13 remaining in half. Tagovailoa and Achane took advantage of the takeaway, piecing together a balanced 10-play, 67-yard drive, capped by a kicker Riley Patterson 46-yard field goal to extend the lead to 16-0 which carried into halftime.

The Bills marched 66 yards down the field on 14 plays before safety Ifeatu Melifonwu intercepted Allen in the end zone. After the Dolphins' ensuing drive stalled, punter Jake Bugg pinned Buffalo deep at its own 2-yard line with a perfectly placed kick. The defense again held firm, keeping Allen and the Bills scoreless entering the fourth quarter.

Buffalo finally broke through early in the final frame when Allen connected with wide receiver Keon Coleman for a 35-yard touchdown, but a failed two-point attempt kept the Dolphins in control at 16-6. Minutes later, Miami's defense produced its second takeaway of the day as Brooks stripped Allen near midfield, which safety Minkah Fitzpatrick recovered with 7:17 remaining. Two plays later, Achane burst through the line for a 59-yard touchdown, extending the lead to 23-6.

On the next drive, linebackers Willie Gay Jr. and Chubb each recorded a sack before Allen found tight end Jackson Hawes for a 26-yard touchdown in the final minutes. Achane answered on the next possession, breaking free for a 35-yard score to seal Miami's win.

MIAMI DOLPHINS

PASSING	ATT	CP	YDS	SK/YD	TD	LG	INT	RTG
Tua Tagovailoa	21	15	173	0/0	2	38t	2	88.1
TOTAL	21	15	173	0/0	2	38t	2	88.1

RUSHING	ATT	YDS	AVG	LG	TD
De'Von Achane	22	174	7.9	59t	2
Jaylen Wright	5	17	3.4	18	0
Alec Ingold	1	6	6.0	6	0
Malik Washington	1	4	4.0	4	0
Tua Tagovailoa	2	-1	-0.5	0	0
Ollie Gordon II	1	-3	-3.0	-3	0
TOTAL	32	197	6.2	59t	2

RECEIVING	NO	YDS	AVG	LG	TD
De'Von Achane	6	51	8.5	15	0
Jaylen Waddle	5	84	16.8	38t	1
Malik Washington	2	9	4.5	9t	1
Greg Dulcich	1	22	22.0	22	0
Nick Westbrook-Ikhine	1	7	7.0	7	0
TOTAL	15	173	11.5	38t	2

INTERCEPTIONS	TOT	YDS	AVG	LONG	TD
Ifeatu Melifonwu	1	0	0.0	0	0

SACKS

Bradley Chubb [1.0/6.0], Willie Gay Jr. [1.0/5.0], Zach Sieler [1.0/6.0]

Team Statistics	Bills	Dolphins
First Downs	20	19
3rd-Down Eff. (Made/Att/Pct)	5/15/33%	3/9/33%
4th-Down Eff. (Made/Att/Pct)	1/2/50%	0/0/0%
Total Net Yards	376	370
Total Plays	65	53
Yards Per Play	5.8	7.0
Rushes/Net Yards	22/87	32/197
Net Passing	289	173
Pass Attempts/Completions	40/28	21/15
Had Intercepted	1	2
Sacked/Yards Lost	3/17	0/0
Punts/Average	4/54.3	3/51.0
Penalties/Yards	6/67	5/35
Fumbles/Lost	2/2	0/0
Possession Time	31:23	28:37



WEEK 11

Santiago Bernabéu Stadium



16-13



	Q1	Q2	Q3	Q4			
Washington Commanders	3	3	7	0	0	—	13
Miami Dolphins	3	3	0	7	3	—	16

SCORING DRIVES

TEAM	QTR	TIME	SCORING PLAY	WAS	MIA
Dolphins	1	10:35	R.Patterson 44 yd. Field Goal (7-52, 4:25)	0	3
Commanders	1	02:36	M.Gay 26 yd. Field Goal (13-71, 7:59)	3	3
Dolphins	2	11:27	R.Patterson 39 yd. Field Goal (11-56, 6:09)	3	6
Commanders	2	00:00	M.Gay 30 yd. Field Goal (14-82, 5:37)	6	6
Commanders	3	11:24	D.Samuel 2d. pass from M.Mariota (M.Gay kick) (6-59, 3:36)	13	6
Dolphins	4	12:36	O.Gordon 1 yd. run (R.Patterson kick) (10-53, 5:13)	13	13
Dolphins	OT	07:33	R.Patterson 29 yd. Field Goal (4-22, 2:20)	13	16

WASHINGTON COMMANDERS

PASSING	ATT	CP	YDS	SK/YD	TD	LG	INT	RTG
Marcus Mariota	30	20	213	1/6	1	28	1	84.4
TOTAL	30	20	213	1/6	1	28	1	84.4

RUSHING	ATT	YDS	AVG	LG	TD
Chris Rodriguez Jr.	15	79	5.3	17	0
Marcus Mariota	4	49	12.3	44	0
Jacory Croskey-Merritt	9	28	3.1	10	0
Jeremy McNichols	4	13	3.3	7	0
Deebo Samuel Sr.	1	3	3.0	3	0
TOTAL	33	172	5.2	44	0

RECEIVING	NO	YDS	AVG	LG	TD
Deebo Samuel Sr.	7	74	10.6	28	1
Zach Ertz	4	42	10.5	15	0
Chris Moore	2	28	14.0	19	0
Jeremy McNichols	2	16	8.0	10	0
Jacoby Jones	1	25	25.0	25	0
Jaylin Lane	1	13	13.0	13	0
Chris Rodriguez Jr.	1	6	6.0	6	0
Jacory Croskey-Merritt	1	5	5.0	5	0
Colson Yankoff	1	4	4.0	4	0
TOTAL	20	213	10.7	28	1

INTERCEPTIONS	TOT	YDS	AVG	LONG	TD
None					

SACKS

Jonathan Jones [1.0/12.0], Jacob Martin [1.0/11.0], Von Miller [1.0/6.0]

MIAMI DOLPHINS

PASSING	ATT	CP	YDS	SK/YD	TD	LG	INT	RTG
Tua Tagovailoa	20	14	171	3/29	0	31	0	96.0
TOTAL	20	14	171	3/29	0	31	0	96.0

RUSHING	ATT	YDS	AVG	LG	TD
De'Von Achane	21	120	5.7	23	0
Ollie Gordon II	9	45	5.0	20	1
Jaylen Wright	1	4	4.0	4	0
TOTAL	31	169	5.5	23	1

RECEIVING	NO	YDS	AVG	LG	TD
De'Von Achane	5	45	9.0	22	0
Jaylen Waddle	3	52	17.3	31	0
Malik Washington	3	42	14.0	18	0
Greg Dulcich	2	18	9.0	14	0
Julian Hill	1	14	14.0	14	0
TOTAL	14	171	12.2	31	0

INTERCEPTIONS	TOT	YDS	AVG	LONG	TD
Jack Jones	1	7	7.0	7	0

SACKS

Tyrel Dodson [1.0/6.0]

GAME RECAP

In the NFL's first-ever regular season game in Spain, the Miami Dolphins defeated the Washington Commanders 16-13 in overtime Sunday at Bernabéu Stadium. On the first play from scrimmage in overtime, cornerback Jack Jones intercepted Washington quarterback Marcus Mariota, setting up kicker Riley Patterson's walk-off field goal four plays later.

Miami opened the afternoon with a sharp, balanced drive. Running back De'Von Achane ripped off gains of 11 and 23 yards, while quarterback Tua Tagovailoa found wide receiver Jaylen Waddle for 14 yards and tight end Greg Dulcich for another four. The Dolphins struck first with a 46-yard field goal from Patterson to take a 3-0 lead.

Washington answered with a 13-play march into the red zone, but the Dolphins defense held strong on third down. Safety Minkah Fitzpatrick and linebacker Jordyn Brooks combined to drop quarterback Marcus Mariota for a 1-yard loss, forcing the Commanders to settle for a field goal that tied the game, 3-3.

On Miami's next possession, Tagovailoa opened the drive with completions to Achane and Dulcich, before Achane broke free for a 15-yard pickup. The 11-play, 56-yard drive was capped by 39-yard field goal from Patterson, giving the Dolphins a 6-3 advantage.

Linebacker Tyrel Dodson delivered one of the defense's biggest first-half highlights, sacking Mariota for a 6-yard loss on third down which led to a missed field goal by Washington kicker Matt Gay. After a Dolphins punt, the Commanders converted a 30-yard field goal to tie the score, 6-6, going into the half.

The Commanders opened the second half with an 11-play, 56-yard drive capped by a 20-yard touchdown catch by wide receiver Deebo Samuel, giving Washington its first lead of the day, 13-6. On Miami's next drive, Tagovailoa found Waddle for a 31-yard strike and tight end Julian Hill for a 14-yard completion. Achane and running back Ollie Gordon II helped march the ball to the 1-yard line, but a fourth-down pass to Waddle fell incomplete, keeping the Dolphins off the board.

After a defensive stop, Miami regained possession late in the third quarter and drove into the red zone. Achane powered inside the 5-yard line with a 7-yard run, and Gordon punched in a 1-yard touchdown to tie the game, 13-13, with 12:38 left to play.

The Commanders threatened to retake the lead after Mariota broke free for a 44-yard run, but Miami's defense delivered critical stops at the goal line, forcing a turnover on downs with 6:03 left to play. Pinned at their own 2-yard line, Miami's offense stalled on the next series and was forced to punt. Washington returner Mike Saintist muffed the punt, which was recovered by cornerback Ethan Bonner, giving the Dolphins the ball at the Commanders' 42-yard line.

Achane carried Miami deep into Washington territory again, rushing for 40 yards on five straight attempts. The Dolphins were denied on both third and fourth down, turning the ball over with 1:41 remaining in regulation. Washington moved quickly and set up a 56-yard field-goal attempt with 15 seconds left, but Gay's kick sailed wide right, sending the inaugural Madrid game to overtime.

In overtime, Miami opted to begin on defense and the choice paid off immediately. On the first play, Jones intercepted Mariota at the Washington 40-yard line and returned it seven yards, setting the stage for Patterson's 29-yard walk-off field goal.



WEEK 13

Hard Rock Stadium



21-17



New Orleans Saints	Q1	Q2	Q3	Q4		
	0	0	8	9	—	17
Miami Dolphins	7	9	0	5	—	21

SCORING DRIVES

TEAM	QTR	TIME	SCORING PLAY	NO	MIA
Dolphins	1	11:19	D.Achane 29 yd. run (R.Patterson kick) (6-69, 3:41)	0	7
Dolphins	2	14:09	R.Patterson 39 yd. Field Goal (8-68, 2:52)	0	10
Dolphins	2	06:07	R.Patterson 25 yd. Field Goal (10-44, 5:28)	0	13
Dolphins	2	00:00	R.Patterson 48 yd. Field Goal (5-13, 1:08)	0	16
Saints	3	10:40	C.Olave 17 yd. pass from T.Shough (T.Shough run) (10-65, 4:20)	8	16
Dolphins	4	09:39	R.Patterson 33 yd. Field Goal (9-38, 3:45)	8	19
Saints	4	06:08	C.Smyth 56 yd. Field Goal (10-37, 3:31)	11	19
Saints	4	01:17	D.Vele 15 yd. pass from T.Shough (7-55, 1:46)	17	19

NEW ORLEANS SAINTS

PASSING	ATT	CP	YDS	SK/YD	TD	LG	INT	RTG
Tyler Shough	38	26	239	4/26	2	17t	1	91.9
TOTAL	38	26	239	4/26	2	17t	1	91.9

RUSHING	ATT	YDS	AVG	LG	TD
Devin Neal	14	47	3.4	8	0
Tyler Shough	6	18	3.0	8	0
Evan Hull	5	15	3.0	5	0
Taysom Hill	1	2	2.0	2	0
Mason Tipton	1	-1	-1.0	-1	0
TOTAL	27	81	3.0	8	0

RECEIVING	NO	YDS	AVG	LG	TD
Devaughn Vele	8	93	11.6	15t	1
Juwan Johnson	5	39	7.8	11	0
Chris Olave	4	47	11.8	17t	1
Devin Neal	3	22	7.3	10	0
Mason Tipton	3	20	6.7	10	0
Foster Moreau	2	13	6.5	7	0
Taysom Hill	1	5	5.0	5	0
TOTAL	26	239	9.2	17t	2

INTERCEPTIONS	TOT	YDS	AVG	LONG	TD
Kool-Aid McKinstry	1	0	0.0	0	0

SACKS

Bryan Bresee [1.0/7.0], Cameron Jordan [2.0/12.0], Chase Young [1.0/4.0]

MIAMI DOLPHINS

PASSING	ATT	CP	YDS	SK/YD	TD	LG	INT	RTG
Tua Tagovailoa	23	12	157	4/23	0	34	1	55.9
TOTAL	23	12	157	4/23	0	34	1	55.9

RUSHING	ATT	YDS	AVG	LG	TD
De'Von Achane	22	134	6.1	29t	1
Jaylen Wright	3	16	5.3	8	0
Ollie Gordon II	3	10	3.3	9	0
Tua Tagovailoa	4	4	1.0	3	0
TOTAL	32	164	5.1	29t	1

RECEIVING	NO	YDS	AVG	LG	TD
Malik Washington	4	30	7.5	19	0
Jaylen Waddle	3	40	13.3	22	0
Darren Waller	2	47	23.5	34	0
Greg Dulcich	2	24	12.0	21	0
Cedrick Wilson Jr.	1	16	16.0	16	0
TOTAL	12	157	13.1	34	0

INTERCEPTIONS	TOT	YDS	AVG	LONG	TD
Rasul Douglas	1	38	38.0	38	0

SACKS

Minkah Fitzpatrick [1.0/9.0], Chop Robinson [1.5/4.5], Bradley Chubb [1.0/10.0], Zeek Biggers [0.5/2.5]

GAME RECAP

The Miami Dolphins defeated the New Orleans Saints 21-17 at Hard Rock Stadium for their third consecutive win and fourth victory in their last five games. Miami leaned on running back De'Von Achane's milestone rushing day and a swarming defensive effort that produced four sacks and three takeaways, including a clutch pick-two from safety Minkah Fitzpatrick.

After a 25-yard return by wide receiver Malik Washington in the opening kickoff, the Dolphins started the game with consecutive runs from Achane and running back Jaylen Wright. A sack briefly stalled the possession, but completions to tight end Darren Waller and Washington reset the march. On the next snap, Achane broke free off the right edge for a 29-yard touchdown, giving Miami a 7-0 lead less than four minutes into the game.

The Saints opened the afternoon with three straight three-and-outs, with defensive tackle Zach Sieler registering a tackle for loss and defensive tackle Zeek Biggers and linebacker Chop Robinson teaming up for a drive-ending sack. The Dolphins carried that momentum into the next period, adding a 39-yard field goal from kicker Riley Patterson early in the second quarter to make it 10-0.

With 12:37 left in the half, safety Minkah Fitzpatrick strip-sacked Saints quarterback Tyler Shough — the first sack of Fitzpatrick's career, which was recovered by Sieler at the New Orleans 31-yard line. One play later, Saints cornerback Kool-Aid McKinstry intercepted a pass in the end zone, but Miami's defense responded immediately, forcing another quick punt to regain momentum.

Achane continued to fuel the offense on the next drive, and Patterson converted a 25-yard field goal to extend the lead to 13-0 with 6:10 left in the half. With the Saints driving late, cornerback Rasul Douglas picked off a pass intended for Saints wide receiver Chris Olave and returned it 38 yards to set up a 48-yard field goal as time expired, sending Miami into halftime up 16-0.

New Orleans opened the second half with a 10-play, 65-yard touchdown drive capped by a 17-yard pass to Olave and an ensuing two-point conversion that cut the Dolphins' lead to 16-8. But Miami's defense continued to stack stops, with Robinson recording another sack and the Saints punting on their next possession.

In the fourth quarter, linebacker Bradley Chubb delivered Miami's fourth sack of the afternoon to force another Saints punt. The Dolphins added another field goal after a 9-play, 38-yard drive, highlighted by a 22-yard catch from wide receiver Jaylen Waddle and three straight runs from Achane totaling 20 yards, which put him over the 1,000-yard rushing mark for the season. He became the fourth player in Dolphins history to reach the milestone within the first 12 games of a season. Patterson remained perfect, knocking through a 33-yard field goal to push the lead to 19-8.

The Saints trimmed the deficit with a 56-yard field goal before mounting a late touchdown drive to make it 19-17 with 1:27 remaining. New Orleans attempted a two-point conversion to tie the game, but Fitzpatrick undercut the throw and returned it the length of the field for a defensive two-point score, stretching Miami's lead to 21-17.

New Orleans regained possession on the ensuing kickoff with 1:17 left. Miami's defense delivered again, stopping the Saints on a fourth-and-1 QB sneak to secure the victory.

Team Statistics	Saints	Dolphins
First Downs	20	16
3rd-Down Eff. (Made/Att/Pct)	4/12/33%	4/12/33%
4th-Down Eff. (Made/Att/Pct)	0/1/0%	0/1/0%
Total Net Yards	294	298
Total Plays	69	59
Yards Per Play	4.3	5.1
Rushes/Net Yards	27/81	32/164
Net Passing	213	134
Pass Attempts/Completions	38/26	23/12
Had Intercepted	1	1
Sacked/Yards Lost	4/26	4/23
Punts/Average	6/48.8	4/50.3
Penalties/Yards	6/45	3/15
Fumbles/Lost	1/1	1/0
Possession Time	29:52	30:08



WEEK 14

MetLife Stadium



34-10



	Q1	Q2	Q3	Q4	
Miami Dolphins	21	3	0	10	— 34
New York Jets	7	0	0	3	— 10

SCORING DRIVES

TEAM	QTR	TIME	SCORING PLAY	MIA	NYJ
Dolphins	1	12:46	J.Wildie 3 yd. pass from T.Tagovailoa (R.Patterson kick) (4-69, 2:14)	14	0
Dolphins	1	08:48	D.Achane 13 yd. run (R.Patterson kick) (5-80, 2:56)	21	0
Dolphins	1	03:39	J.Wright 2 yd. run (R.Patterson kick) (6-29, 3:48)	24	0
Jets	1	00:20	I.Williams 78 yd. punt return (N.Folk kick)	21	7
Dolphins	2	01:56	R.Patterson 43 yd. Field Goal (7-55, 5:14)	24	7
Jets	4	12:13	N.Folk 31 yd. Field Goal (12-65, 5:25)	24	10
Dolphins	4	06:18	O.Gordon 7 yd. run (R.Patterson kick) (9-67, 5:55)	31	10
Dolphins	4	02:24	R.Patterson 53 yd. Field Goal (6-7, 2:06)	34	10

MIAMI DOLPHINS

PASSING	ATT	CP	YDS	SK/YD	TD	LG	INT	RTG
Tua Tagovailoa	21	13	127	1/8	1	24	0	94.7
TOTAL	21	13	127	1/8	1	24	0	94.7

RUSHING	ATT	YDS	AVG	LG	TD
Jaylen Wright	24	107	4.5	12	1
De'Von Achane	7	92	13.1	39	1
Jaylen Waddle	1	21	21.0	21	0
Ollie Gordon II	5	17	3.4	12	1
Darren Waller	1	4	4.0	4	0
Tua Tagovailoa	1	0	0.0	0	0
Zach Wilson	2	-2	-1.0	-1	0
TOTAL	41	239	5.8	39	3

RECEIVING	NO	YDS	AVG	LG	TD
Jaylen Waddle	5	50	10.0	24	1
Greg Dulcich	3	41	13.7	23	0
Malik Washington	3	10	3.3	9	0
De'Von Achane	1	13	13.0	13	0
Darren Waller	1	13	13.0	13	0
TOTAL	13	127	9.8	24	1

INTERCEPTIONS	TOT	YDS	AVG	LONG	TD
Rasul Douglas	1	5	5.0	5	0
Ethan Bonner	1	0	0.0	0	0
Tyrel Dodson	1	0	0.0	0	0

SACKS

Zach Sieler [2.5/9.0], Ifeatu Melifonwu [1.0/13.0], Willie Gay Jr. [1.0/0.0], Bradley Chubb [0.5/1.0], Chop Robinson [1.0/4.0]

NEW YORK JETS

PASSING	ATT	CP	YDS	SK/YD	TD	LG	INT	RTG
Brady Cook	30	14	163	6/27	0	24	2	35.8
Tyrod Taylor	4	1	6	0/0	0	6	1	0.0
TOTAL	34	15	169	6/27	0	24	3	22.8

RUSHING	ATT	YDS	AVG	LG	TD
Breece Hall	14	43	3.1	11	0
Isaiah Davis	2	22	11.0	19	0
Brady Cook	1	0	0.0	0	0
TOTAL	17	65	3.8	19	0

RECEIVING	NO	YDS	AVG	LG	TD
Mason Taylor	5	51	10.2	15	0
John Metcchie III	4	34	8.5	18	0
Isaiah Williams	2	24	12.0	15	0
Jeremy Ruckert	2	19	9.5	14	0
Adonai Mitchell	1	24	24.0	24	0
Andrew Beck	1	17	17.0	17	0
TOTAL	15	169	11.3	24	0

INTERCEPTIONS	TOT	YDS	AVG	LONG	TD
None					

SACKS

Quincy Williams [1.0/8.0]

GAME RECAP

The Miami Dolphins delivered one of their most complete performances of the season Sunday afternoon, rolling past the New York Jets 34-10 at MetLife Stadium for their fourth straight win and fifth victory in their last six games. Miami jumped out early behind a fast-start offense, controlled the line of scrimmage and leaned on a relentless defense that finished with six sacks and three interceptions.

On the game's opening drive, wide receiver Jaylen Waddle rushed for a 21-yard gain before running back De'Von Achane burst through the middle for a 39-yard run to the Jets' 3-yard line. Two plays later, quarterback Tua Tagovailoa connected with Waddle on a 3-yard touchdown pass to cap a four-play, 69-yard drive.

Following a quick three-and-out forced by the Miami defense, the Dolphins struck again. A five-play, 80-yard march was capped by a 13-yard rushing touchdown from Achane. On the ensuing possession, linebacker Tyrel Dodson intercepted Jets quarterback Tyrod Taylor which led to third straight touchdown of the quarter when RB Jaylen Wright punched in a 2-yard score, giving the Dolphins a 21-0 advantage. Miami had outgained New York 199-18 and recorded 11 first downs to the Jets' zero in the 1st quarter.

The Jets briefly found momentum when Isaiah Williams returned a punt 78 yards for a touchdown to trim the lead to 21-7, but Miami quickly reestablished control in the second quarter. A methodical 55-yard drive highlighted by a 29-yard run from Achane and multiple physical carries from Wright ended with kicker Rylee Patterson drilling a 43-yard field goal. Miami carried a 24-7 lead into halftime after cornerback Rasul Douglas intercepted Jets quarterback Brady Cook at the goal line to spoil New York's best drive of the half.

New York showed signs of life coming out of the break, but the Dolphins' defense again set the tone. On the Jets' opening possession of the third quarter, defensive tackle Zach Sieler and linebacker Bradley Chubb combined for a sack to force another punt. Despite trading punts, Miami preserved its 24-7 lead heading into the fourth quarter.

The Jets finally converted that momentum into points early in the fourth. A 12-play, 65-yard drive was capped by a 31-yard field goal by Nick Folk, cutting the deficit to 24-10. Any hopes of a Jets comeback were short-lived. Miami answered immediately with a bruising nine-play, 67-yard drive dominated by Wright on the ground. The march ended when running back Ollie Gordon II powered in from seven yards out to restore the Dolphins' three-score advantage at 31-10.

Miami delivered the final blow midway through the fourth quarter when Patterson connected from 53 yards, his third field goal of the day, pushing the margin to 34-10. The Dolphins' defense closed the door from there as safety Ifeatu Melifonwu recorded a critical fourth-down sack, while the Jets' final threat was erased when cornerback Ethan Bonner intercepted Cook in the end zone with just over a minute remaining.

Team Statistics	Dolphins	Jets
First Downs	23	12
3rd-Down Effic. (Made/Att/Pct)	2/10/20%	1/12/8%
4th-Down Effic. (Made/Att/Pct)	0/0/0%	1/2/50%
Total Net Yards	358	207
Total Plays	63	57
Yards Per Play	5.7	3.6
Rushes/Net Yards	41/239	17/65
Net Passing	119	142
Pass Attempts/Completions	21/13	34/15
Had Intercepted	0	3
Sacked/Yards Lost	1/8	6/27
Punts/Average	6/43.2	6/54.3
Penalties/Yards	5/54	6/50
Fumbles/Lost	1/0	3/0
Possession Time	36:07	23:53



WEEK 15

Acrisure Stadium



28-15



	Q1	Q2	Q3	Q4	
Miami Dolphins	0	3	0	12	15
Pittsburgh Steelers	0	7	14	7	28

SCORING DRIVES

TEAM	QTR	TIME	SCORING PLAY	MIA	PIT
Dolphins	2	05:11	R.Patterson 54 yd. Field Goal (7-33, 3:24)	3	0
Steelers	2	00:17	Co.Heyward 1 yd. run (C.Boswell kick) (12-60, 4:54)	3	7
Steelers	3	11:20	M.Valdes-Scantling 19 yd. pass from A.Rodgers (C.Boswell kick) (6-71, 3:40)	3	14
Steelers	3	04:58	D.Metcalf 28 yd. pass from A.Rodgers (C.Boswell kick) (10-77, 4:08)	3	21
Steelers	4	13:01	J.Smith 14 yd. run (C.Boswell kick) (9-81, 5:11)	3	28
Dolphins	4	09:41	D.Waller 6 yd. pass from T.Tagovailoa (pass failed) (6-65, 3:20)	9	28
Dolphins	4	02:32	D.Waller 13 yd. pass from T.Tagovailoa (pass failed) (9-86, 4:51)	15	28

MIAMI DOLPHINS

PASSING	ATT	CP	YDS	SK/YD	TD	LG	INT	RTG
Tua Tagovailoa	28	22	253	4/31	2	29	1	113.2
TOTAL	28	22	253	4/31	2	29	1	113.2

RUSHING	ATT	YDS	AVG	LG	TD
DeVon Achane	12	60	5.0	15	0
Jaylen Wright	1	2	2.0	2	0
Tua Tagovailoa	1	1	1.0	1	0
Ollie Gordon II	2	0	0.0	4	0
TOTAL	16	63	3.9	15	0

RECEIVING	NO	YDS	AVG	LG	TD
Darren Waller	7	66	9.4	20	2
DeVon Achane	6	67	11.2	24	0
Greg Dulcich	2	46	23.0	29	0
Jaylen Waddle	2	26	13.0	16	0
Julian Hill	2	25	12.5	20	0
Malik Washington	1	10	10.0	10	0
Jaylen Wright	1	9	9.0	9	0
Alec Ingold	1	4	4.0	4	0
TOTAL	22	253	11.5	29	2

INTERCEPTIONS	TOT	YDS	AVG	LONG	TD
None					

SACKS

Jordyn Brooks [1.0/9.0], Zach Sieler [1.0/7.0], Zeek Biggers [1.0/7.0]

GAME RECAP

The Miami Dolphins fell to the Pittsburgh Steelers, 28-15, Monday night at Acrisure Stadium. After a scoreless opening quarter and a tightly contested first half, Pittsburgh seized control with touchdowns on four straight drives. Miami's offense responded late with two touchdowns from tight end Darren Waller, but it was not enough to overcome the deficit.

Both defenses controlled the early moments. Miami's opening drive showed promise, highlighted by a 20-yard completion to tight end Julian Hill, but stalled near midfield. Pittsburgh went three-and-out on their first possession, setting the tone for a first quarter defined by field position and physical play. Linebacker Jordyn Brooks, who entered Week 15 leading the NFL in tackles, recorded a third-down sack of quarterback Aaron Rodgers to halt a lengthy Steelers drive.

Miami struck first in the second quarter. Quarterback Tua Tagovailoa extended the drive on third down and connected with running back DeVon Achane for a 24-yard gain, which set up a 54-yard field goal by kicker Riley Patterson, a new career long, giving the Dolphins a 3-0 lead.

The Steelers responded with their most balanced drive of the half, marching 60 yards in 12 plays. Pittsburgh converted the possession into points with a direct snap to tight end Connor Heyward, who powered in from one yard out to give the Steelers a 7-3 halftime lead.

The Steelers opened the third quarter with a six-play, 71-yard touchdown drive capped by a 19-yard strike from Rodgers to wide receiver Marquez Valdes-Scantling. On Pittsburgh's next possession, Rodgers found wide receiver D.K. Metcalf for a 28-yard touchdown, extending the lead to 21-3.

The momentum continued early in the fourth quarter when the Steelers put together a nine-play, 81-yard drive. Tight end Jonnu Smith finished the march with a 14-yard touchdown run, giving Pittsburgh a 28-3 advantage.

Miami responded in the fourth quarter as Tagovailoa led a six-play, 65-yard drive highlighted by a 20-yard completion to Waller before connecting with Waller again for a six-yard touchdown. The Dolphins followed with another extended possession, as Tagovailoa found Waller for a 13-yard score — marking Waller's second touchdown of the night and the fourth two-touchdown reception game of his career. The score trimmed the deficit to 28-15 and marked the final points of the evening.

PITTSBURGH STEELERS

PASSING	ATT	CP	YDS	SK/YD	TD	LG	INT	RTG
Aaron Rodgers	27	23	224	3/23	2	28t	0	125.9
TOTAL	27	23	224	3/23	2	28t	0	125.9

RUSHING	ATT	YDS	AVG	LG	TD
Kenneth Gainwell	13	80	6.2	38	0
Jaylen Warren	12	33	2.8	6	0
Jonnu Smith	1	14	14.0	14t	1
Connor Heyward	4	4	1.0	2	1
Kaleb Johnson	2	4	2.0	3	0
TOTAL	32	135	4.2	38	2

RECEIVING	NO	YDS	AVG	LG	TD
Kenneth Gainwell	7	46	6.6	10	0
DK Metcalf	3	55	18.3	28t	1
Pat Freiermuth	3	45	15.0	22	0
Darnell Washington	3	25	8.3	13	0
Jaylen Warren	3	15	5.0	10	0
Jonnu Smith	2	12	6.0	10	0
Marquez Valdes-Scantling	1	19	19.0	19t	1
Adam Thielen	1	7	7.0	7	0
TOTAL	23	224	9.7	28t	2

INTERCEPTIONS	TOT	YDS	AVG	LONG	TD
Asante Samuel Jr.	1	0	0.0	0	0

SACKS

Jalen Ramsey [1.0/12.0], Cameron Heyward [1.0/7.0], Ezezi Otomewo [1.0/1.0], Payton Wilson [1.0/11.0]

Team Statistics	Dolphins	Steelers
First Downs	16	22
3rd-Down Eff. (Made/Att/Pct)	2/8/25%	4/13/31%
4th-Down Eff. (Made/Att/Pct)	1/1/100%	3/3/100%
Total Net Yards	285	336
Total Plays	48	62
Yards Per Play	5.9	5.4
Rushes/Net Yards	16/63	32/135
Net Passing	222	201
Pass Attempts/Completions	28/22	27/23
Had Intercepted	1	0
Sacked/Yards Lost	4/31	3/23
Punts/Average	4/48.5	5/46.2
Penalties/Yards	6/31	4/25
Fumbles/Lost	0/0	0/0
Possession Time	26:27	33:33



WEEK 16

Hard Rock Stadium



45-21



Cincinnati Bengals	Q1	Q2	Q3	Q4	
Miami Dolphins	7	10	21	7	45
	7	7	0	7	21

SCORING DRIVES

TEAM	QTR	TIME	SCORING PLAY	CIN	MI
Bengals	1	03:57	T.Higgins 9 yd. pass from J.Burrow (E.McPherson kick) (7-91, 4:01)	7	0
Dolphins	1	02:25	D.Achane 48 yd. run (R.Patterson kick) (3-65, 1:32)		7
Bengals	2	06:01	E.McPherson 45 yd. Field Goal (11-53, 5:42)		7
Dolphins	2	02:24	M.Washington 9 yd. run (R.Patterson kick) (7-68, 3:37)		10
Bengals	2	01:24	S.Perine 4 yd. run (E.McPherson kick) (7-56, 1:00)		14
Bengals	3	09:43	C.Brown 9 yd. pass from J.Burrow (E.McPherson kick) (6-34, 3:19)		24
Bengals	3	08:32	C.Brown 12 yd. run (E.McPherson kick) (2-35, 0:47)		14
Bengals	3	02:25	C.Brown 5 yd. pass from J.Burrow (E.McPherson kick) (6-53, 2:54)		38
Bengals	4	13:32	M.Gesicki 17 yd. pass from J.Burrow (E.McPherson kick) (7-52, 3:40)		45
Dolphins	4	03:43	J.Wright 3 yd. run (R.Patterson kick) (9-97, 5:27)		21

CINCINNATI BENGALS

PASSING	ATT	CP	YDS	SK/YD	TD	LG	INT	RTG
Joe Burrow	32	25	309	2/11	4	36	0	146.5
Joe Flacco	1	1	4	0/0	0	4	0	83.3
TOTAL	33	26	313	2/11	4	36	0	145.8

RUSHING	ATT	YDS	AVG	LG	TD
Chase Brown	12	66	5.5	12t	1
Samaje Perine	7	25	3.6	7	1
Tahj Brooks	4	7	1.8	3	0
Joe Burrow	2	6	3.0	5	0
Ke'Shawn Williams	1	1	1.0	1	0
TOTAL	26	105	4.0	12t	2

RECEIVING	NO	YDS	AVG	LG	TD
Ja'Marr Chase	9	109	12.1	36	0
Chase Brown	4	43	10.8	23	2
Tee Higgins	3	53	17.7	35	1
Mike Gesicki	3	35	11.7	17t	1
Drew Sample	2	31	15.5	27	0
Samaje Perine	2	16	8.0	8	0
Andre' Iosivas	1	21	21.0	21	0
Tanner Hudson	1	4	4.0	4	0
Cam Grandy	1	1	1.0	1	0
TOTAL	26	313	12.0	36	4

INTERCEPTIONS	TOT	YDS	AVG	LONG	TD
Barrett Carter	1	16	16.0	16	0
Jalen Davis	1	0	0.0	0	0

SACKS

No Sacks

MIAMI DOLPHINS

PASSING	ATT	CP	YDS	SK/YD	TD	LG	INT	RTG
Quinn Ewers	30	20	260	0/0	0	29	2	66.0
TOTAL	30	20	260	0/0	0	29	2	66.0

RUSHING	ATT	YDS	AVG	LG	TD
De'Von Achane	15	81	5.4	48t	1
Jaylen Wright	9	35	3.9	10	1
Malik Washington	1	9	9.0	9t	1
Quinn Ewers	2	5	2.5	5	0
Ollie Gordon II	1	1	-1.0	-1	0
TOTAL	28	129	4.6	48t	3

RECEIVING	NO	YDS	AVG	LG	TD
Jaylen Waddle	5	72	14.4	21	0
Greg Dulcich	3	46	15.3	29	0
Darren Waller	3	40	13.3	22	0
De'Von Achane	3	9	3.0	5	0
Theo Wease Jr.	2	32	16.0	18	0
Malik Washington	1	23	23.0	23	0
Jaylen Wright	1	18	18.0	18	0
Cedrick Wilson Jr.	1	11	11.0	11	0
Alec Ingold	1	9	9.0	9	0
TOTAL	20	260	13.0	29	0

INTERCEPTIONS	TOT	YDS	AVG	LONG	TD
None					

SACKS

Kenneth Grant [0.5/2.0], Chop Robinson [0.5/2.0], Zach Sieler [1.0/7.0]

GAME RECAP

The Miami Dolphins fell 45-21 to the Cincinnati Bengals Sunday afternoon at Hard Rock Stadium. After a back-and-forth first half, Cincinnati pulled away after intermission, capitalizing on early second-half momentum.

Early on, the Dolphins showed promise on both sides of the ball. The defense set the tone on Cincinnati's opening drive, forcing a punt after defensive tackle Zach Sieler recorded a third-down sack of quarterback Joe Burrow. The offense, led by rookie quarterback Quinn Ewers in his first NFL start, settled in quickly. Ewers connected with tight end Darren Waller for a 22-yard completion on third down.

Cincinnati struck first on its second possession, as Burrow orchestrated a 91-yard drive capped by a 9-yard touchdown pass to wide receiver Tee Higgins.

Miami responded immediately. On the Dolphins' next offensive possession, running back De'Von Achane broke free for a 48-yard touchdown run, his eighth rushing score of the season and 12th total touchdown, tying the game at 7-7 late in the first quarter.

The teams traded momentum in the second quarter. Cincinnati regained the lead with a 45-yard field goal, but Miami answered with one of its most complete drives of the half. Ewers connected repeatedly with wide receiver Jaylen Waddle before wide receiver Malik Washington finished the possession with a 10-yard end-around touchdown run, giving the Dolphins a 14-10 edge.

The Bengals responded with a one-minute touchdown drive, powered by running back Samaje Perine, and took a 17-14 advantage into halftime.

Momentum shifted in Cincinnati's favor coming out of the locker room. On Miami's opening drive of the third quarter, a completion to tight end Greg Dulcich was jarred loose by Bengals safety Jordan Battle, resulting in a fumble recovered by Cincinnati. The Bengals capitalized immediately, scoring on a short touchdown pass to running back Chase Brown.

Two possessions later, an interception by Bengals linebacker Barrett Carter set Cincinnati up with good field position. Brown scored on the ensuing drive, and the Bengals' lead climbed to 31-14. Two possessions later, another interception by Bengals cornerback Jalen Davis led to Brown's third touchdown of the day, pushing the edge to 38-14 by the end of the third quarter.

Cincinnati added another score early in the fourth quarter with a 17-yard touchdown catch from tight end Mike Gesicki, but Miami continued to show some fight late as Ewers led a 97-yard drive capped by a 3-yard touchdown run from running back Jaylen Wright for the final score of the game.

Team Statistics	Bengals	Dolphins
First Downs	23	19
3rd-Down Eff. (Made/Att/Pct)	6/12/50%	2/10/20%
4th-Down Eff. (Made/Att/Pct)	1/1/100%	1/2/50%
Total Net Yards	407	389
Total Plays	61	58
Yards Per Play	6.7	6.7
Rushes/Net Yards	26/105	28/129
Net Passing	302	260
Pass Attempts/Completions	33/26	30/20
Had Intercepted	0	2
Sacked/Yards Lost	2/11	0/0
Punts/Average	4/52.0	4/50.3
Penalties/Yards	2/10	3/20
Fumbles/Lost	0/0	2/1
Possession Time	31:32	28:28



WEEK 17

Hard Rock Stadium



20-17



Tampa Bay Buccaneers	Q1 7	Q2 0	Q3 3	Q4 7	—	17
Miami Dolphins	7	10	0	3	—	20

SCORING DRIVES

TEAM	QTR	TIME	SCORING PLAY	TB	MI
Buccaneers	1	05:27	C.Godwin 5 yd. pass from B.Mayfield (C.McLaughlin kick) (14-68, 7:27)	7	7
Dolphins	1	04:29	T.Wease 63 yd. pass from Q.Ewers (R.Patterson kick) (3-65, 0:58)	7	7
Dolphins	2	08:18	R.Patterson 29 yd. Field Goal (10-76, 5:41)	7	10
Dolphins	2	01:43	G.Dulcich 11 yd. pass from Q.Ewers (R.Patterson kick) (9-76, 4:14)	7	17
Buccaneers	3	03:49	C.McLaughlin 33 yd. Field Goal (13-50, 8:06)	10	17
Dolphins	4	14:15	R.Patterson 31 yd. Field Goal (8-32, 4:34)	10	20
Buccaneers	4	00:50	M.Evans 4 yd. pass from B.Mayfield (C.McLaughlin kick) (3-91, 1:00)	17	20

TAMPA BAY BUCCANEERS

PASSING	ATT	CP	YDS	SK/YD	TD	LG	INT	RTG
Baker Mayfield	44	33	346	3/19	2	59	2	93.6
TOTAL	44	33	346	3/19	2	59	2	93.6

RUSHING	ATT	YDS	AVG	LG	TD
Bucky Irving	9	19	2.1	12	0
Baker Mayfield	3	16	5.3	11	0
Rachad White	2	10	5.0	7	0
Sean Tucker	2	8	4.0	6	0
TOTAL	16	53	3.3	12	0

RECEIVING	NO	YDS	AVG	LG	TD
Jalen McMillan	7	114	16.3	33	0
Chris Godwin Jr.	7	108	15.4	59	1
Bucky Irving	5	14	2.8	7	0
Cade Otton	4	33	8.3	13	0
Mike Evans	3	31	10.3	16	1
Emeka Egbuka	3	20	6.7	7	0
Tez Johnson	2	19	9.5	17	0
Rachad White	2	7	3.5	6	0
TOTAL	33	346	10.5	59	2

INTERCEPTIONS	TOT	YDS	AVG	LONG	TD
None					

SACKS

Yaya Diaby [1.0/0.0], Logan Hall [1.0/0.0]

MIAMI DOLPHINS

PASSING	ATT	CP	YDS	SK/YD	TD	LG	INT	RTG
Quinn Ewers	22	14	172	2/19	2	63t	0	118.0
TOTAL	22	14	172	2/19	2	63t	0	118.0

RUSHING	ATT	YDS	AVG	LG	TD
De'Von Achane	18	83	4.6	18	0
Jaylen Wright	5	56	11.2	32	0
Jaylen Waddle	1	7	7.0	7	0
Quinn Ewers	4	5	1.3	7	0
Malik Washington	1	1	1.0	1	0
Greg Dulcich	1	-7	-7.0	-7	0
TOTAL	30	145	4.8	32	0

RECEIVING	NO	YDS	AVG	LG	TD
Greg Dulcich	5	58	11.6	23	1
De'Von Achane	3	29	9.7	20	0
Theo Wease Jr.	1	63	63.0	63t	1
Julian Hill	1	16	16.0	16	0
Cedrick Wilson Jr.	1	8	8.0	8	0
Malik Washington	1	4	4.0	4	0
Darren Waller	1	0	0.0	0	0
Quinn Ewers	1	-6	-6.0	-6	0
TOTAL	14	172	12.3	63t	2

INTERCEPTIONS	TOT	YDS	AVG	LONG	TD
Jason Marshall Jr.	1	24	24.0	24	0
Ashtyn Davis	1	21	21.0	21	0

SACKS

Tyrel Dodson [1.0/7.0], Bradley Chubb [2.0/12.0]

GAME RECAP

The Miami Dolphins put together a strong performance Sunday afternoon at Hard Rock Stadium, defeating the Tampa Bay Buccaneers 20-10 behind timely playmaking on both sides of the ball. Miami leaned on its rushing attack, capitalized on takeaways and delivered key contributions from young players to secure the win.

Miami opened the game on offense as quarterback Quinn Ewers made his second consecutive NFL start. The Dolphins ran three plays on their opening drive before punting, with Ewers connecting with tight end Greg Dulcich early - a sign of the role Dulcich would continue to play in Miami's passing attack throughout the afternoon.

Tampa Bay struck first on its next possession, marching 68 yards on a 14-play drive capped by a five-yard touchdown pass from Baker Mayfield to wide receiver Chris Godwin, giving the Buccaneers a 7-0 lead midway through the first quarter.

It took only 58 seconds for Miami to respond. On 3rd-and-8, Ewers found rookie wide receiver Theo Wease Jr. down the left sideline, and Wease Jr. turned the catch into a 63-yard touchdown, evening the score at 7-7 late in the first quarter. It was Ewers' first career touchdown pass and the first career receiving score for Wease Jr.

Miami seized momentum in the second quarter behind its rushing attack. Running backs De'Von Achane and Jaylen Wright combined for several chunk gains, including a 32-yard run by Wright that set the Dolphins up deep in Buccaneers territory. Miami settled for a 29-yard field goal from kicker Riley Patterson, taking a 10-7 lead following a 10-play, 76-yard drive that chewed up more than five minutes.

The Dolphins' defense continued to create opportunities. Rookie cornerback Jason Marshall Jr. recorded the first interception of his NFL career, leaping to snag a deep pass intended for Bucs wide receiver Jalen McMillan and returning it to midfield. Miami capitalized once again, marching 76 yards over nine plays. Ewers capped the drive with a perfectly placed 11-yard touchdown pass to Dulcich on 3rd-and-goal, giving the Dolphins a 17-7 advantage with under two minutes remaining in the half.

Tampa Bay threatened late in the half, driving into field goal range, but defensive tackle Zeek Beggins blocked a 55-yard attempt by kicker Chase McLaughlin, preserving Miami's 10-point halftime lead.

The Buccaneers opened the second half with a three-and-out, but later trimmed the deficit with a 33-yard field goal after a lengthy drive that consumed more than eight minutes of play. Miami answered in the fourth quarter by extending its lead. Patterson drilled a 31-yard field goal through the uprights to make it 20-10 following an eight-play drive that kept the Buccaneers' offense on the sideline.

Miami's defense took over from there. Safety Ashtyn Davis intercepted Mayfield at the Dolphins 5-yard line midway through the fourth quarter, his first interception of the season and ninth of this career, halting a promising Tampa Bay drive. Moments later, Chubb delivered another game-changing play, recording his second sack of the afternoon and forcing a fumble that was recovered by linebacker Quinton Bell, effectively sealing the outcome.

Team Statistics	Buccaneers	Dolphins
First Downs	21	13
3rd-Down Eff. (Made/Att/Pct)	6/13/46%	4/12/33%
4th-Down Eff. (Made/Att/Pct)	2/2/100%	0/0/0%
Total Net Yards	380	298
Total Plays	63	54
Yards Per Play	6.0	5.5
Rushes/Net Yards	16/53	30/145
Net Passing	327	153
Pass Attempts/Completions	44/33	22/14
Had Intercepted	2	0
Sacked/Yards Lost	3/19	2/19
Punts/Average	3/42.0	5/47.2
Penalties/Yards	5/45	10/77
Fumbles/Lost	2/1	1/0
Possession Time	32:06	27:54



National Football League Game Summary

NFL Copyright © 2025 by The National Football League. All rights reserved. This summary and play-by-play is for the express purpose of assisting media in their coverage of the game; any other use of this material is prohibited without the written permission of the National Football League.

Date: Sunday, 12/28/2025

Tampa Bay Buccaneers at Miami Dolphins

Start Time: 1:02 PM EST

at Hard Rock Stadium, Miami Gardens, FL

Game Day Weather

Game Weather: Sunny

Temp: 80° F (26.7° C) Humidity: 51%, Wind: E 3 mph

Open Stadium on Natural Grass

Officials

Referee: Novak, Scott (1)
Line Judge: Stewart, Mark (75)
Back Judge: Josselyn, Tony (67)

Umpire: Morton, Mike (89)
Field Judge: Brown, Terry (43)
Replay Official: Sumstine, Matt (0)

Down Judge: Sakowski, Brian (112)
Side Judge: Willard, Don (58)

Lineups

Tampa Bay Buccaneers

Offense		Defense	
WR	14 C.Godwin	OLB	0 Y.Diaby
TE	88 C.Otton	DL	90 L.Hall
LT	70 B.Chukwuma	NT	50 V.Vea
LG	60 M.Jordan	DL	95 E.Roberts
C	62 G.Barton	OLB	5 H.Reddick
RG	65 D.Feeney	ILB	8 S.Dennis
RT	67 L.Goedeke	ILB	54 L.David
WR	13 M.Evans	CB	35 J.Dean
TE	87 P.Durham	CB	21 B.Morrison
QB	6 B.Mayfield	S	31 A.Winfield
RB	7 B.Irving	S	23 T.Smith

Miami Dolphins

Offense		Defense	
WR	17 J.Waddle	DT	92 Z.Sieler
LT	52 P.Paul	DT	94 J.Phillips
LG	72 J.Savaiinaea	DT	90 K.Grant
C	60 A.Meyer	OLB	44 C.Robinson
RG	69 C.Strange	OLB	2 B.Chubb
RT	73 A.Jackson	LB	25 T.Dodson
TE	85 G.Dulcich	LB	20 J.Brooks
WR	19 C.Wilson	CB	26 R.Douglas
WR	6 M.Washington	CB	23 J.Jones
QB	14 Q.Ewers	S	9 I.Melifonwu
RB	28 D.Achane	S	21 A.Davis

Substitutions

RB 1 R.White, WR 2 E.Egbuka, LB 3 A.Walker, K 4 C.McLaughlin, P 9 R.Dixon, WR 11 J.McMillan, WR 15 T.Johnson, WR 19 K.Johnson, CB 22 K.Vildor, CB 25 J.Parrish, S 29 C.Izien, CB 32 J.Hayes, OLB 43 C.Braswell, RB 44 S.Tucker, LB 45 D.Jones, S 48 J.Gray, OLB 58 M.Watts, T 72 L.Haggard, T 77 C.Huck, G 79 E.Klein, TE 82 D.Culp, LS 86 E.Deckers, OLB 91 J.Pierre-Paul, DL 92 E.Simmons, DL 96 G.Gaines

Substitutions

LB 3 K.Britt, RB 5 J.Wright, S 11 D.Trader, P 16 J.Bailey, CB 24 A.Green, CB 27 E.Bonner, FB 30 A.Ingold, RB 31 O.Gordon, CB 33 J.Marshall, CB 38 E.Robinson, LB 40 W.Gay, LB 42 J.Woodard, K 47 R.Patterson, LS 49 J.Cardona, LB 53 C.Goode, LB 56 Q.Bell, OL 64 D.Brunskill, OL 79 L.Borum, WR 81 T.Wease, TE 83 D.Waller, WR 84 T.Washington, TE 89 J.Hill, DT 91 M.Butler, DT 93 Z.Biggers

Did Not Play

QB 10 T.Bridgewater

Did Not Play

QB 0 Z.Wilson, OL 68 J.Priebe

Not Active

3QB 16 C.Bazelak, WR 17 S.Shepard, S 38 R.Wisdom, LB 57 J.Bullock, T 78 T.Wirfs, OLB 98 A.Nelson

Not Active

3QB 1 T.Tagovailoa, WR 18 N.Westbrook-Ikhine, S 29 M.Fitzpatrick, OL 55 A.Brewer, LB 59 D.McLendon, T 70 K.Lamm

Field Goals (made () & missed)

C.McLaughlin 55B (33)

R.Patterson (29) (31)

		1	2	3	4	OT	Total
VISITOR:	Tampa Bay Buccaneers	7	0	3	7	0	17
HOME:	Miami Dolphins	7	10	0	3	0	20

Scoring Plays

Team	Qtr	Time	Play Description (Extra Point) (Drive Info)	Visitor	Home
Buccaneers	1	5:27	C.Godwin 5 yd. pass from B.Mayfield (C.McLaughlin kick) (14-68, 7:27)	7	0
Dolphins	1	4:29	T.Wease 63 yd. pass from Q.Ewers (R.Patterson kick) (3-65, 0:58)	7	7
Dolphins	2	8:18	R.Patterson 29 yd. Field Goal (10-76, 5:41)	7	10
Dolphins	2	1:43	G.Dulcich 11 yd. pass from Q.Ewers (R.Patterson kick) (9-76, 4:14)	7	17
Buccaneers	3	3:49	C.McLaughlin 33 yd. Field Goal (13-50, 8:06)	10	17
Dolphins	4	14:15	R.Patterson 31 yd. Field Goal (8-32, 4:34)	10	20
Buccaneers	4	0:50	M.Evans 4 yd. pass from B.Mayfield (C.McLaughlin kick) (3-91, 1:00)	17	20
Paid Attendance: 66,552				Time: 2:53	



Tampa Bay Buccaneers vs Miami Dolphins
12/28/2025 at Hard Rock Stadium

Final Individual Statistics

Tampa Bay Buccaneers										Miami Dolphins											
RUSHING	ATT	YDS	AVG	LG	TD					RUSHING	ATT	YDS	AVG	LG	TD						
B.Irving	9	19	2.1	12	0					D.Achane	18	83	4.6	18	0						
B.Mayfield	3	16	5.3	11	0					J.Wright	5	56	11.2	32	0						
R.White	2	10	5.0	7	0					J.Waddle	1	7	7.0	7	0						
S.Tucker	2	8	4.0	6	0					Q.Ewers	4	5	1.3	7	0						
										M.Washington	1	1	1.0	1	0						
										G.Dulcich	1	-7	-7.0	-7	0						
Total	16	53	3.3	12	0					Total	30	145	4.8	32	0						
PASSING	ATT	CMP	YDS	SK/YD	TD	LG	IN	RT					PASSING	ATT	CMP	YDS	SK/YD	TD	LG	IN	RT
B.Mayfield	44	33	346	3/19	2	59	2	93.6					Q.Ewers	22	14	172	2/19	2	63	0	118.0
Total	44	33	346	3/19	2	59	2	93.6					Total	22	14	172	2/19	2	63	0	118.0
PASS RECEIVING	TAR	REC	YDS	AVG	LG	TD					PASS RECEIVING	TAR	REC	YDS	AVG	LG	TD				
J.McMillan	9	7	114	16.3	33	0					G.Dulcich	6	5	58	11.6	23	1				
C.Godwin	8	7	108	15.4	59	1					D.Achane	3	3	29	9.7	20	0				
B.Irving	6	5	14	2.8	7	0					T.Wease	1	1	63	63.0	63	1				
C.Otton	4	4	33	8.3	13	0					J.Hill	2	1	16	16.0	16	0				
M.Evans	7	3	31	10.3	16	1					C.Wilson	2	1	8	8.0	8	0				
E.Egbuka	5	3	20	6.7	7	0					M.Washington	3	1	4	4.0	4	0				
T.Johnson	2	2	19	9.5	17	0					D.Waller	3	1	0	0.0	0	0				
R.White	2	2	7	3.5	6	0					Q.Ewers	1	1	-6	-6.0	-6	0				
S.Tucker	1	0	0	0.0	0	0					J.Waddle	1	0	0	0.0	0	0				
Total	44	33	346	10.5	59	2					Total	22	14	172	12.3	63	2				
INTERCEPTIONS	NO	YDS	AVG	LG	TD					INTERCEPTIONS	NO	YDS	AVG	LG	TD						
										J.Marshall	1	24	24.0	24	0						
										A.Davis	1	21	21.0	21	0						
Total	0	0	0	0	0					Total	2	45	22.5	24	0						
PUNTING	NO	YDS	AVG	NET	TB	IN20	LG					PUNTING	NO	YDS	AVG	NET	TB	IN20	LG		
R.Dixon	3	126	42.0	42.0	0	2	58					J.Bailey	5	236	47.2	41.8	0	1	58		
Total	3	126	42.0	42.0	0	2	58					Total	5	236	47.2	41.8	0	1	58		
PUNT RETURNS	NO	YDS	AVG	FC	LG	TD					PUNT RETURNS	NO	YDS	AVG	FC	LG	TD				
K.Johnson	2	27	13.5	1	15	0					M.Washington	0	0	0.0	1	0	0				
[DOWNED]	1	0	0.0	0	0	0					[DOWNED]	2	0	0.0	0	0	0				
[OUT OF BOUNDS]	1	0	0.0	0	0	0															
Total	2	27	13.5	1	15	0					Total	0	0	0.0	1	0	0				
KICKOFF RETURNS	NO	YDS	AVG	FC	LG	TD					KICKOFF RETURNS	NO	YDS	AVG	FC	LG	TD				
K.Johnson	3	75	25.0	0	27	0					M.Washington	1	47	47.0	0	47	0				
[TOUCHBACK]	2	0	0.0	0	0	0					[TOUCHBACK]	2	0	0.0	0	0	0				
Total	3	75	25.0	0	27	0					Total	1	47	47.0	0	47	0				
Tampa Bay Buccaneers																					
FUMBLES	FUM	LOST	OWN-REC	YDS	TD	FORCED	OPP-REC	YDS	TD	OUT-BDS											
B.Mayfield	2	1		1	0	0	0	0	0	0											
Total	2	1		1	0	0	0	0	0	0											
Miami Dolphins																					
FUMBLES	FUM	LOST	OWN-REC	YDS	TD	FORCED	OPP-REC	YDS	TD	OUT-BDS											
Q.Ewers	1	0		0	0	0	0	0	0	1											
B.Chubb	0	0		0	0	0	1	0	0	0											
Q.Bell	0	0		0	0	0	0	1	0	0											
Total	1	0		0	0	0	1	1	0	1											



Tampa Bay Buccaneers vs Miami Dolphins
12/28/2025 at Hard Rock Stadium

Final Team Statistics

	Visitor Buccaneers	Home Dolphins
TOTAL FIRST DOWNS	21	13
By Rushing	5	7
By Passing	14	6
By Penalty	2	0
THIRD DOWN EFFICIENCY	6-13-46.2%	4-12-33.3%
FOURTH DOWN EFFICIENCY	2-2-100.0%	0-0-0.0%
TOTAL NET YARDS	380	298
Total Offensive Plays (inc. times thrown passing)	63	54
Average gain per offensive play	6.0	5.5
NET YARDS RUSHING	53	145
Total Rushing Plays	16	30
Average gain per rushing play	3.3	4.8
Tackles for a loss-number and yards	3-5	3-13
NET YARDS PASSING	327	153
Times thrown - yards lost attempting to pass	3-19	2-19
Gross yards passing	346	172
PASS ATTEMPTS-COMPLETIONS-HAD INTERCEPTED	44-33-2	22-14-0
Avg gain per pass play (inc.# thrown passing)	7.0	6.4
KICKOFFS Number-In End Zone-Touchbacks	4-2-2	5-2-2
PUNTS Number and Average	3-42.0	5-47.2
Had Blocked	0	0
FGs - PATs Had Blocked	1-0	0-0
Net Punting Average	42.0	41.8
TOTAL RETURN YARDAGE (Not Including Kickoffs)	27	45
No. and Yards Punt Returns	2-27	0-0
No. and Yards Kickoff Returns	3-75	1-47
No. and Yards Interception Returns	0-0	2-45
PENALTIES Number and Yards	5-45	10-77
FUMBLES Number and Lost	2-1	1-0
TOUCHDOWNS	2	2
Rushing	0	0
Passing	2	2
EXTRA POINTS Made-Attempts	2-2	2-2
Kicking Made-Attempts	2-2	2-2
FIELD GOALS Made-Attempts	1-2	2-2
RED ZONE EFFICIENCY	2-3-67%	1-3-33%
GOAL TO GO EFFICIENCY	1-2-50%	1-2-50%
SAFETIES	0	0
FINAL SCORE	17	20
TIME OF POSSESSION	32:06	27:54



Tampa Bay Buccaneers vs Miami Dolphins
12/28/2025 at Hard Rock Stadium

Ball Possession And Drive Chart

Tampa Bay Buccaneers												
#	Time Recd	Time Lost	Time Poss	How Ball Obtained	Drive Began	# Play	Yds Gain	Yds Pen	Net Yds	1st Down	Last Scrm	How Given Up
1	12:54	5:27	7:27	Punt	TB 32	14	68	0	68	5	* MIA 5	Touchdown
2	4:29	13:59	5:30	Kickoff	TB 17	6	29	0	29	2	TB 46	Punt
3	8:18	5:57	2:21	Kickoff	TB 28	4	10	0	10	1	TB 38	Interception
4	1:43	0:20	1:23	Kickoff	TB 30	7	53	-20	33	1	MIA 37	Missed FG
5	15:00	13:25	1:35	Kickoff	TB 35	3	7	0	7	0	TB 42	Punt
6	11:55	3:49	8:06	Punt	TB 35	13	50	0	50	4	* MIA 15	Field Goal
7	14:15	12:37	1:38	Kickoff	TB 35	3	13	-10	3	0	TB 38	Punt
8	8:37	6:56	1:41	Punt	TB 22	5	46	0	46	2	MIA 32	Interception
9	5:20	3:55	1:25	Punt	TB 32	7	28	0	28	2	MIA 31	Fumble
10	1:50	0:50	1:00	Punt	TB 9	3	76	15	91	4	* MIA 4	Touchdown

(275) Average TB 28

Miami Dolphins												
#	Time Recd	Time Lost	Time Poss	How Ball Obtained	Drive Began	# Play	Yds Gain	Yds Pen	Net Yds	1st Down	Last Scrm	How Given Up
1	15:00	12:54	2:06	Kickoff	MIA 35	3	4	-10	-6	0	MIA 29	Punt
2	5:27	4:29	0:58	Kickoff	MIA 35	3	70	-5	65	1	MIA 37	Touchdown
3	13:59	8:18	5:41	Punt	MIA 13	10	76	0	76	3	* TB 11	Field Goal
4	5:57	1:43	4:14	Interception	MIA 24	9	86	-10	76	5	* TB 11	Touchdown
5	0:20	0:00	0:20	Missed FG	MIA 45	3	-10	-5	-15	0	MIA 40	End of Half
6	13:25	11:55	1:30	Punt	MIA 31	3	-7	-5	-12	0	MIA 19	Punt
7	3:49	14:15	4:34	Kickoff	TB 45	8	37	-5	32	2	* TB 13	Field Goal
8	12:37	8:37	4:00	Punt	MIA 4	6	25	-2	23	1	MIA 27	Punt
9	6:56	5:20	1:36	Interception	MIA 26	3	-1	0	-1	0	MIA 25	Punt
10	3:55	1:50	2:05	Fumble	MIA 41	6	20	0	20	1	TB 39	Punt
11	0:50	0:00	0:50	Kickoff	TB 47	2	-2	0	-2	0	TB 48	End of Game

(362) Average MIA 33

* inside opponent's 20

Time of Possession by Quarter		1st	2nd	3rd	4th	OT	Total
Visitor	Tampa Bay Buccaneers	11:56	4:45	9:41	5:44		32:06
Home	Miami Dolphins	3:04	10:15	5:19	9:16		27:54
Kickoff Drive No.-Start Average		Buccaneers: 5 - TB 29		Dolphins: 3 - MIA 42			



Tampa Bay Buccaneers vs Miami Dolphins
12/28/2025 at Hard Rock Stadium

Final Defensive Statistics

Tampa Bay Buccaneers	Regular Defensive Plays												Special Teams					Misc			
	TKL	AST	COMB	SK	/ YDS	TFL	Q	IN	PD	FF	FR	TKL	AST	FF	FR	BL	TKL	AST	FF	FR	
S.Dennis	4	3	7	0	0	1	0	0	0	0	0	0	0	0	0	0	0	0	0	0	
A.Winfield	2	5	7	0	0	0	0	0	0	0	0	0	0	0	0	0	0	0	0	0	
Y.Diaby	2	4	6	1	9	2	1	0	0	0	0	0	0	0	0	0	0	0	0	0	
J.Parrish	2	3	5	0	0	0	0	0	0	0	0	0	0	0	0	0	0	0	0	0	
H.Reddick	3	1	4	0	0	1	0	0	0	0	0	0	0	0	0	0	0	0	0	0	
B.Morrison	2	2	4	0	0	0	0	0	1	0	0	0	0	0	0	0	0	0	0	0	
L.Hall	3	0	3	1	10	1	2	0	0	0	0	0	0	0	0	0	0	0	0	0	
C.Braswell	2	1	3	0	0	1	0	0	0	0	0	1	0	0	0	0	0	0	0	0	
L.David	2	1	3	0	0	0	0	0	0	0	0	0	0	0	0	0	0	0	0	0	
V.Vea	1	2	3	0	0	0	0	0	0	0	0	0	0	0	0	0	0	0	0	0	
J.Dean	1	1	2	0	0	0	0	0	1	0	0	0	0	0	0	0	0	0	0	0	
E.Simmons	1	1	2	0	0	0	0	0	0	0	0	0	0	0	0	0	0	0	0	0	
G.Gaines	1	1	2	0	0	0	0	0	0	0	0	0	0	0	0	0	0	0	0	0	
C.Izien	1	1	2	0	0	0	0	0	0	0	0	0	0	0	0	0	0	0	0	0	
T.Smith	1	0	1	0	0	0	0	0	0	0	0	0	0	0	0	0	0	0	0	0	
D.Jones	0	1	1	0	0	0	0	0	0	0	0	0	0	0	0	0	0	0	0	0	
J.Pierre-Paul	0	0	0	0	0	0	0	0	1	0	0	0	0	0	0	0	0	0	0	0	
C.Otton	0	0	0	0	0	0	0	0	0	0	0	0	0	0	0	0	2	0	0	0	
B.Mayfield	0	0	0	0	0	0	0	0	0	0	0	0	0	0	0	0	0	0	0	1	
Total	28	27	55	2	19	6	3	0	3	0	0	1	0	0	0	0	2	0	0	1	

TKL = Tackle AST = Assist COMB = Combined QH=QB Hit IN = Interception PD = Pass Defense FF = Forced Fumble FR = Fumble Recovery

Miami Dolphins	Regular Defensive Plays												Special Teams					Misc			
	TKL	AST	COMB	SK	/ YDS	TFL	QH	IN	PD	FF	FR	TKL	AST	FF	FR	BL	TKL	AST	FF	FR	
J.Jones	8	2	10	0	0	1	0	0	1	0	0	0	0	0	0	0	0	0	0	0	
A.Davis	5	2	7	0	0	0	0	0	1	2	0	0	0	0	0	0	0	0	0	0	
T.Dodson	4	1	5	1	7	1	0	0	0	0	0	0	0	0	0	0	0	0	0	0	
J.Marshall	3	2	5	0	0	1	0	1	2	0	0	0	1	2	0	0	0	0	0	0	
I.Melifonwu	3	2	5	0	0	0	0	0	0	0	0	0	0	0	0	0	0	0	0	0	
J.Brooks	2	3	5	0	0	1	0	0	1	0	0	0	0	0	0	0	0	0	0	0	
R.Douglas	2	2	4	0	0	0	0	0	0	0	0	0	0	0	0	0	0	0	0	0	
W.Gay	2	2	4	0	0	0	0	0	0	0	0	0	0	0	0	0	0	0	0	0	
B.Chubb	2	1	3	2	12	2	2	0	0	1	0	0	0	0	0	0	0	0	0	0	
K.Grant	2	1	3	0	0	0	0	0	0	0	0	0	0	0	0	0	0	0	0	0	
C.Goode	1	1	2	0	0	0	0	0	0	0	0	0	0	1	0	0	0	0	0	0	
Z.Sieler	1	1	2	0	0	0	0	0	0	0	0	0	0	0	0	0	0	0	0	0	
J.Phillips	1	1	2	0	0	0	0	0	0	0	0	0	0	0	0	0	0	0	0	0	
D.Trader	1	0	1	0	0	0	0	0	0	0	0	0	0	0	0	0	0	0	0	0	
M.Butler	1	0	1	0	0	0	0	0	0	0	0	0	0	0	0	0	0	0	0	0	
Z.Biggers	0	1	1	0	0	0	1	0	0	0	0	0	0	0	0	1	0	0	0	0	
K.Britt	0	1	1	0	0	0	1	0	0	0	0	0	0	0	0	0	0	0	0	0	
Q.Bell	0	1	1	0	0	0	0	0	0	0	1	0	1	0	0	0	0	0	0	0	
C.Robinson	0	1	1	0	0	0	0	0	0	0	0	0	0	0	0	0	0	0	0	0	
J.Bailey	0	0	0	0	0	0	0	0	0	0	0	1	0	0	0	0	0	0	0	0	
O.Gordon	0	0	0	0	0	0	0	0	0	0	0	0	1	0	0	0	0	0	0	0	
J.Cardona	0	0	0	0	0	0	0	0	0	0	0	0	1	0	0	0	0	0	0	0	
Total	38	25	63	3	19	6	4	2	6	1	1	2	6	0	0	1	0	0	0	0	



Tampa Bay Buccaneers vs Miami Dolphins
12/28/2025 at Hard Rock Stadium

First Half Summary

PERIOD SCORES				TIME OF POSSESSION					
Buccaneers		7 0 = 7		Buccaneers		16:41			
Dolphins		7 10 = 17		Dolphins		13:19			
Scoring Plays									
Team	Qtr	Time	Play Description (Extra Point) (Drive Info)				Visitor	Home	
Buccaneers	1	5:27	C.Godwin 5 yd. pass from B.Mayfield (C.McLaughlin kick) (14-68, 7:27)				7	0	
Dolphins	1	4:29	T.Wease 63 yd. pass from Q.Ewers (R.Patterson kick) (3-65, 0:58)				7	7	
Dolphins	2	8:18	R.Patterson 29 yd. Field Goal (10-76, 5:41)				7	10	
Dolphins	2	1:43	G.Dulcich 11 yd. pass from Q.Ewers (R.Patterson kick) (9-76, 4:14)				7	17	
TOTAL FIRST DOWNS				Tampa Bay Buccaneers		Miami Dolphins			
First Downs Rushing-Passing-by Penalty				9		9			
THIRD DOWN EFFICIENCY				2 - 6 - 1		4 - 5 - 0			
TOTAL NET YARDS				3-6-50.0%		2-5-40.0%			
Total Offensive Plays				160		226			
NET YARDS RUSHING				30		27			
NET YARDS PASSING				20		92			
Gross Yards Passing				140		134			
Times thrown-yards lost attempting to pass				143		144			
Pass Attempts-Completions-Had Intercepted				1-3		1-10			
Punts-Number and Average				21 - 16 - 1		15 - 10 - 0			
Penalties-Number and Yards				1 - 41.0		1 - 54.0			
Fumbles-Number and Lost				4 - 35		6 - 50			
Red Zone Efficiency				0 - 0		1 - 0			
Average Drive Start				1-1-100%		1-2-50%			
				TB 27		MIA 30			

Tampa Bay Buccaneers										Miami Dolphins																									
RUSHING					ATT	YDS	AVG	LG	TD	RUSHING					ATT	YDS	AVG	LG	TD																
B.Irving					5	9	1.8	7	0	J.Wright					3	48	16.0	32	0																
S.Tucker					2	8	4.0	6	0	D.Achane					5	44	8.8	15	0																
R.White					1	3	3.0	3	0	J.Waddle					1	7	7.0	7	0																
										Q.Ewers					1	0	0.0	0	0																
										G.Dulcich					1	-7	-7.0	-7	0																
Total					8	20	2.5	7	0	Total					11	92	8.4	32	0																
PASSING										ATT	CMP	YDS	SK/YD	TD	LG	IN	RT	PASSING					ATT	CMP	YDS	SK/YD	TD	LG	IN	RT					
B.Mayfield										21	16	143	1/3	1	33	1	90.0	Q.Ewers										15	10	144	1/10	2	63	0	137.2
Total										21	16	143	1/3	1	33	1	90.0	Total										15	10	144	1/10	2	63	0	137.2
PASS RECEIVING										TAR	REC	YDS	AVG	LG	TD	PASS RECEIVING										TAR	REC	YDS	AVG	LG	TD				
J.McMillan										7	5	79	15.8	33	0	G.Dulcich										5	5	58	11.6	23	1				
B.Irving										4	4	12	3.0	7	0	D.Achane										3	3	29	9.7	20	0				
C.Otton										3	3	20	6.7	8	0	T.Wease										1	1	63	63.0	63	1				
C.Godwin										2	2	14	7.0	9	1	Q.Ewers										1	1	-6	-6.0	-6	0				
M.Evans										3	1	16	16.0	16	0	M.Washington										2	0	0	0.0	0	0				
T.Johnson										1	1	2	2.0	2	0	C.Wilson										1	0	0	0.0	0	0				
S.Tucker										1	0	0	0.0	0	0	J.Hill										1	0	0	0.0	0	0				
																D.Waller										1	0	0	0.0	0	0				
Total										21	16	143	8.9	33	1	Total										15	10	144	14.4	63	2				

Tampa Bay Buccaneers												Regular Defensive Plays										Special Teams					Misc		
	TKL	AST	COMB	SK	/	YDS	TFL	Q	IN	PD	FF	FR	TKL	AST	FF	FR	BL	TKL	AST	FF	FR								
H.Reddick	3	1	4	0	0	1	0	0	0	0	0	0	0	0	0	0	0	0	0	0	0								
A.Winfield	1	3	4	0	0	0	0	0	0	0	0	0	0	0	0	0	0	0	0	0	0								
S.Dennis	2	1	3	0	0	0	0	0	0	0	0	0	0	0	0	0	0	0	0	0	0								
L.Hall	2	0	2	1	10	1	1	0	0	0	0	0	0	0	0	0	0	0	0	0	0								
Total	8	5	13	1	10	2	1	0	0	0	0	0	0	0	0	0	0	0	0	0	0								

Miami Dolphins	Regular Defensive Plays											Special Teams					Misc			
	TKL	AST	COMB	SK	/ YDS	TFL	QH	IN	PD	FF	FR	TKL	AST	FF	FR	BL	TKL	AST	FF	FR
J.Brooks	2	3	5	0	0	1	0	0	1	0	0	0	0	0	0	0	0	0	0	0
A.Davis	4	0	4	0	0	0	0	0	0	0	0	0	0	0	0	0	0	0	0	0
J.Jones	4	0	4	0	0	0	0	0	0	0	0	0	0	0	0	0	0	0	0	0
I.Melifonwu	2	1	3	0	0	0	0	0	0	0	0	0	0	0	0	0	0	0	0	0
Total	12	4	16	0	0	1	0	0	1	0	0	0	0	0	0	0	0	0	0	0



Tampa Bay Buccaneers vs Miami Dolphins at Hard Rock Stadium

Play By Play

TB wins the coin toss and elects to defer. MIA elects to Receive, and TB elects to defend the west goal.

C.McLaughlin kicks 65 yards from TB 35 to end zone, Touchback to the MIA 35.

Miami Dolphins at 15:00

- 1-10-MIA 35

(15:00) (Shotgun) Q.Ewers pass short right to G.Dulcich to MIA 39 for 4 yards (H.Reddick).
- 2-6-MIA 39

(14:23) (Shotgun) Q.Ewers pass short left to M.Washington to TB 33 for 28 yards (A.Winfield; V.Vea).
PENALTY on MIA-C.Wilson, Offensive Holding, 10 yards, enforced at MIA 39 - No Play.
- 2-16-MIA 29

(13:56) (Shotgun) Q.Ewers pass short right to D.Achane to MIA 29 for no gain (H.Reddick).
- 3-16-MIA 29

(13:14) (Shotgun) Q.Ewers pass incomplete deep middle to M.Washington.
- 4-16-MIA 29

(13:09) J.Bailey punts 54 yards to TB 17, Center-J.Cardona. K.Johnson pushed ob at TB 32 for 15 yards (J.Bailey).

Tampa Bay Buccaneers at 12:54

- 1-10-TB 32

(12:54) B.Mayfield pass short left to C.Otton to TB 40 for 8 yards (A.Davis).
- 2-2-TB 40

(12:11) B.Irving left guard to TB 47 for 7 yards (T.Dodson; C.Robinson).
- 1-10-TB 47

(11:27) (Shotgun) B.Mayfield pass incomplete short left to M.Evans.
- 2-10-TB 47

(11:23) (Shotgun) B.Mayfield pass short right to J.McMillan to MIA 45 for 8 yards (A.Davis).
- 3-2-MIA 45

(11:00) (No Huddle, Shotgun) B.Irving right guard to MIA 44 for 1 yard (J.Brooks; R.Douglas).
- 4-1-MIA 44

(10:22) S.Tucker up the middle to MIA 42 for 2 yards (I.Melifonwu).
- 1-10-MIA 42

(9:40) B.Mayfield pass short left to B.Irving pushed ob at MIA 37 for 5 yards (C.Goode).
- 2-5-MIA 37

(8:59) B.Irving up the middle to MIA 39 for -2 yards (J.Brooks).
- 3-7-MIA 39

(8:19) (Shotgun) B.Mayfield pass deep left to J.McMillan to MIA 21 for 18 yards (A.Davis).
- 1-10-MIA 21

(7:49) (No Huddle, Shotgun) B.Mayfield sacked at MIA 24 for -3 yards (B.Chubby).
- 2-13-MIA 24

(7:04) (Shotgun) B.Mayfield pass short middle to J.McMillan to MIA 11 for 13 yards (J.Jones).
- 1-10-MIA 11

(6:19) S.Tucker right end to MIA 5 for 6 yards (J.Brooks; I.Melifonwu).
- 2-4-MIA 5

(5:36) (Shotgun) B.Mayfield pass incomplete short right to S.Tucker (J.Brooks).
- 3-4-MIA 5

(5:31) (Shotgun) B.Mayfield pass short middle to C.Godwin for 5 yards, TOUCHDOWN.
- C.McLaughlin extra point is GOOD, Center-E.Deckers, Holder-R.Dixon.

Timeout at 05:27.

TB 7 MIA 0, 14 plays, 68 yards, 7:27 drive, 9:33 elapsed

C.McLaughlin kicks 65 yards from TB 35 to end zone, Touchback to the MIA 35.

Miami Dolphins at 5:27

- 1-10-MIA 35

(5:27) (Shotgun) J.Waddle right end to MIA 42 for 7 yards (B.Morrison).
- 2-3-MIA 42

(4:44) Q.Ewers pass incomplete deep right to M.Washington.
- 3-3-MIA 42

(4:37) (Shotgun) PENALTY on MIA-J.Savainaea, False Start, 5 yards, enforced at MIA 42 - No Play.
- 3-8-MIA 37

(4:37) (Shotgun) Q.Ewers pass deep left to T.Wease for 63 yards, TOUCHDOWN.
- R.Patterson extra point is GOOD, Center-J.Cardona, Holder-J.Bailey.

Timeout at 04:29.

TB 7 MIA 7, 3 plays, 65 yards, 0:58 drive, 10:31 elapsed

R.Patterson kicks 63 yards from MIA 35 to TB 2. K.Johnson to TB 31 for 29 yards (J.Marshall; C.Goode).

PENALTY on TB-C.Braswell, Offensive Holding, 10 yards, enforced at TB 27.

Tampa Bay Buccaneers at 4:29, (1st play from scrimmage 4:23)

- 1-10-TB 17

(4:23) B.Irving left guard to TB 21 for 4 yards (Z.Sieler; Q.Bell).
- 2-6-TB 21

(3:39) B.Mayfield pass short right to B.Irving to TB 21 for no gain (J.Brooks; J.Phillips).
- 3-6-TB 21

(2:54) (Shotgun) B.Mayfield pass deep left to M.Evans to TB 37 for 16 yards (J.Jones).
- 1-10-TB 37

(2:08) B.Mayfield pass short right to R.White to TB 43 for 6 yards (J.Marshall; T.Dodson).
- 1-10-TB 42

PENALTY on MIA-J.Jones, Illegal Contact, 5 yards, enforced at TB 37 - No Play.
- 1-10-TB 42

(1:30) R.White left tackle to TB 45 for 3 yards (J.Phillips).
- 2-7-TB 45

(4:5) (Shotgun) B.Mayfield pass short left to C.Otton to MIA 49 for 6 yards (I.Melifonwu).

END OF QUARTER

	Score	Time Poss	First Downs				Efficiencies	
			R	P	X	T	3 Down	4 Down
Tampa Bay Buccaneers	7	11:56	2	4	1	7	3/4	1/1
Miami Dolphins	7	3:04	0	1	0	1	1/2	0/0



Tampa Bay Buccaneers vs Miami Dolphins at Hard Rock Stadium

Play By Play

Tampa Bay Buccaneers continued.

- 3-1-MIA 49 (15:00) (Shotgun) B.Mayfield pass short right to B.Irving to MIA 49 for no gain (T.Dodson).
- 4-1-MIA 49 (14:15) (No Huddle) **PENALTY on TB, Delay of Game, 5 yards, enforced at MIA 49 - No Play.**
- 4-6-TB 46 (14:06) R.Dixon punts 41 yards to MIA 13, Center-E.Deckers, fair catch by M.Washington.

Timeout at 13:59.

Miami Dolphins at 13:59

- 1-10-MIA 13 (13:59) (Shotgun) D.Brunskill reported in as eligible. D.Achane right end to MIA 20 for 7 yards (E.Simmons).
- 2-3-MIA 20 (13:15) D.Brunskill reported in as eligible. D.Achane right end to MIA 31 for 11 yards (T.Smith). R2
- 1-10-MIA 31 (12:33) J.Wright left end to MIA 40 for 9 yards (E.Simmons; J.Dean).
- 2-1-MIA 40 (11:52) D.Brunskill reported in as eligible. Q.Ewers pass deep middle to G.Dulcich to TB 37 for 23 yards (A.Winfield; B.Morrison). P3
- 1-10-TB 37 (11:11) (Shotgun) Q.Ewers pass incomplete short left to D.Waller (J.Dean).
- 2-10-TB 37 (11:08) (Shotgun) J.Wright left guard pushed ob at TB 5 for 32 yards (A.Winfield). R4
- 1-5-TB 5 (10:22) (Shotgun) Q.Ewers pass short middle to Q.Ewers to TB 11 for -6 yards (Y.Diaby).
- 2-11-TB 11 (9:46) (Shotgun) Q.Ewers pass short middle to G.Dulcich to TB 4 for 7 yards (H.Reddick; A.Winfield).
- 3-4-TB 4 (9:02) (Shotgun) G.Dulcich right tackle to TB 11 for -7 yards (H.Reddick).
- 4-11-TB 11 (8:23) **R.Patterson 29 yard field goal is GOOD, Center-J.Cardona, Holder-J.Bailey.**

Timeout at 08:18.

**** Injury Update:** MIA-J.Waddle return is Questionable.

TB 7 MIA 10, 10 plays, 76 yards, 5:41 drive, 6:42 elapsed

R.Patterson kicks 60 yards from MIA 35 to TB 5. K.Johnson pushed ob at TB 28 for 23 yards (J.Marshall).

Tampa Bay Buccaneers at 8:18, (1st play from scrimmage 8:14)

- 1-10-TB 28 (8:14) (Shotgun) B.Mayfield pass short left to T.Johnson to TB 30 for 2 yards (D.Trader).
- 2-8-TB 30 (7:37) (Shotgun) B.Mayfield pass short middle to C.Godwin to TB 39 for 9 yards (C.Goodie; J.Marshall). P8
- 1-10-TB 39 (6:57) (Shotgun) Direct snap to B.Irving. B.Irving up the middle to TB 38 for -1 yards (J.Marshall, Z.Biggers).
- 2-11-TB 38 (6:13) (Shotgun) B.Mayfield pass deep right intended for J.McMillan **INTERCEPTED** by J.Marshall at MIA 15. J.Marshall to MIA 40 for 25 yards (C.Otton).
- PENALTY on MIA-J.Jones, Illegal Blindside Block, 15 yards, enforced at MIA 39.*

Timeout at 05:57.

Miami Dolphins at 5:57

- 1-10-MIA 24 (5:57) D.Brunskill reported in as eligible. D.Achane right end to MIA 28 for 4 yards (S.Dennis).
- 2-6-MIA 28 (5:23) (Shotgun) D.Achane left end ran ob at MIA 43 for 15 yards (S.Dennis; A.Winfield). R5
- 1-10-MIA 43 (4:46) Q.Ewers pass short left to G.Dulcich pushed ob at TB 44 for 13 yards (J.Dean). P6
- 1-10-TB 44 (4:07) J.Wright right tackle to TB 37 for 7 yards (G.Gaines).
- 2-3-TB 37 (3:30) D.Achane right guard to TB 30 for 7 yards (L.David). R7
- 1-10-TB 30 (2:52) (Shotgun) Q.Ewers pass short left to D.Achane to TB 10 for 20 yards (L.Hall). P8
- 1-10-TB 10 (2:03) (Shotgun) Q.Ewers pass incomplete short right to C.Wilson.

Two-Minute Warning

- 2-10-TB 10 (1:57) (Shotgun) D.Brunskill reported in as eligible. D.Achane left guard to TB 3 for 7 yards (S.Dennis; A.Winfield).
- PENALTY on MIA-A.Meyer, Offensive Holding, 10 yards, enforced at TB 10 - No Play.*
- 2-20-TB 20 (1:51) (Shotgun) Q.Ewers pass short right to D.Achane to TB 11 for 9 yards (S.Dennis).
- Timeout #1 by TB at 01:46.
- 3-11-TB 11 (1:46) (Shotgun) **Q.Ewers pass short middle to G.Dulcich for 11 yards, TOUCHDOWN.** P9
- R.Patterson extra point is GOOD, Center-J.Cardona, Holder-J.Bailey.

Timeout at 01:43.

TB 7 MIA 17, 9 plays, 76 yards, 4:14 drive, 13:17 elapsed

R.Patterson kicks 62 yards from MIA 35 to TB 3. K.Johnson pushed ob at TB 30 for 27 yards (J.Marshall; O.Gordon).

Tampa Bay Buccaneers at 1:43, (1st play from scrimmage 1:36)

- 1-10-TB 30 (1:36) (Shotgun) B.Mayfield pass short right to B.Irving to TB 37 for 7 yards (D.Trader).
- PENALTY on TB-G.Barton, Illegal Block Above the Waist, 10 yards, enforced at TB 30 - No Play.*
- 1-20-TB 20 (1:28) (Shotgun) B.Mayfield pass short right to C.Otton pushed ob at TB 26 for 6 yards (J.Brooks).
- 2-14-TB 26 (1:24) (Shotgun) B.Mayfield pass deep left to J.McMillan to MIA 41 for 33 yards (J.Jones). P9
- 1-10-MIA 41 (:56) (No Huddle, Shotgun) B.Mayfield pass incomplete short right to J.McMillan.
- 2-10-MIA 41 (:49) (Shotgun) B.Mayfield pass short right to B.Irving pushed ob at MIA 29 for 12 yards (A.Davis).
- PENALTY on TB-C.Otton, Offensive Holding, 10 yards, enforced at MIA 34.*
- 2-13-MIA 44 (:40) (Shotgun) B.Mayfield pass incomplete deep right to M.Evans.
- Timeout #2 by TB at 00:35.
- 3-13-MIA 44 (:35) (Shotgun) B.Mayfield pass short right to J.McMillan pushed ob at MIA 37 for 7 yards (J.Jones).
- 4-6-MIA 37 (:27) C.McLaughlin 55 yard field goal is **BLOCKED** (Z.Biggers), Center-E.Deckers, Holder-R.Dixon.

Timeout at 00:20.

**** Injury Update:** MIA-C.Robinson return is Questionable.

Miami Dolphins at 0:20

- 1-10-MIA 45 (:20) (Shotgun) Q.Ewers pass incomplete short right to J.Hill.
- 2-10-MIA 45 (:16) (Shotgun) Q.Ewers FUMBLES (Aborted) at MIA 38, ball out of bounds at MIA 37.
- PENALTY on MIA-Q.Ewers, Delay of Game, 5 yards, enforced at MIA 45.*
- Timeout #1 by MIA at 00:13.
- Timeout #3 by TB at 00:13.
- 3-15-MIA 40 (:13) (Shotgun) Q.Ewers sacked at MIA 30 for -10 yards (L.Hall).

END OF QUARTER

	Score	Time Poss	First Downs					Efficiencies	
	Score	Time Poss	R	P	X	T	3 Down	4 Down	
Tampa Bay Buccaneers	7	4:45	0	2	0	2	0/2	0/0	
Miami Dolphins	17	10:15	4	4	0	8	1/3	0/0	



Tampa Bay Buccaneers vs Miami Dolphins at Hard Rock Stadium

Play By Play

TB elects to Receive, and MIA elects to defend the West goal.

R.Patterson kicks 65 yards from MIA 35 to end zone, Touchback to the TB 35.

Tampa Bay Buccaneers at 15:00

- 1-10-TB 35 (15:00) B.Mayfield pass short right to E.Egbuka to TB 42 for 7 yards (J.Jones).
- 2-3-TB 42 (14:19) (Shotgun) B.Irving left guard to TB 42 for no gain (K.Grant).
- ** Injury Update: MIA-C.Robinson is Out of the game.
- 3-3-TB 42 (13:40) (Shotgun) B.Mayfield pass incomplete short right to C.Godwin [K.Britt].
- 4-3-TB 42 (13:34) R.Dixon punts 27 yards to MIA 31, Center-E.Deckers, downed by TB-D.Culp.

Timeout at 13:25.

Miami Dolphins at 13:25

- 1-10-MIA 31 (13:25) *PENALTY on MIA-A.Jackson, False Start, 5 yards, enforced at MIA 31 - No Play.*
- 1-15-MIA 26 (13:25) (Shotgun) Q.Ewers pass incomplete deep right to D.Waller [L.Hall].
- 2-15-MIA 26 (13:21) (Shotgun) Q.Ewers sacked at MIA 17 for -9 yards (Y.Diaby).
- 3-24-MIA 17 (12:41) (Shotgun) D.Achane right tackle to MIA 19 for 2 yards (L.David).
- 4-22-MIA 19 (12:07) J.Bailey punts 58 yards to TB 23, Center-J.Cardona. K.Johnson pushed ob at TB 35 for 12 yards (Q.Bell; J.Cardona).

Timeout at 11:55.

Tampa Bay Buccaneers at 11:55

- 1-10-TB 35 (11:55) (Shotgun) B.Mayfield pass short left to R.White pushed ob at TB 41 for 6 yards (I.Melifonwu).
- 2-4-TB 41 (11:15) B.Mayfield scrambles left tackle to TB 44 for 3 yards (T.Dodson).
- 3-1-TB 44 (10:29) B.Mayfield scrambles right end ran ob at TB 46 for 2 yards (K.Grant).
- 1-10-TB 46 (9:44) R.White right guard to MIA 47 for 7 yards (M.Butler).
- 2-3-MIA 47 (8:59) (Shotgun) B.Mayfield pass deep right to T.Johnson to MIA 30 for 17 yards (A.Davis).
- 1-10-MIA 30 (8:17) (Shotgun) B.Mayfield pass incomplete deep right to M.Evans.
- 2-10-MIA 30 (8:10) (Shotgun) B.Irving left guard to MIA 30 for no gain (Z.Sieler).
- 3-10-MIA 30 (7:27) (Shotgun) B.Mayfield scrambles up the middle to MIA 19 for 11 yards (R.Douglas).
- 1-10-MIA 19 (6:39) B.Irving up the middle to MIA 7 for 12 yards (A.Davis; J.Marshall).
- 1-7-MIA 7 (5:54) B.Irving left tackle to MIA 9 for -2 yards (J.Jones).
- 2-9-MIA 9 (5:13) B.Mayfield pass short right to R.White pushed ob at MIA 8 for 1 yard (T.Dodson).
- 3-8-MIA 8 (4:32) (Shotgun) B.Mayfield to MIA 15 for -7 yards. FUMBLES, and recovers at MIA 16. B.Mayfield sacked ob at MIA 15 for -7 yards (T.Dodson).
- 4-15-MIA 15 (3:53) **C.McLaughlin 33 yard field goal is GOOD, Center-E.Deckers, Holder-R.Dixon.**

Timeout at 03:49.

** Injury Update: MIA-J.Brooks return is Questionable.

TB 10 MIA 17, 13 plays, 50 yards, 8:06 drive, 11:11 elapsed

C.McLaughlin kicks 57 yards from TB 35 to MIA 8. M.Washington to TB 45 for 47 yards (C.Braswell).

Miami Dolphins at 3:49, (1st play from scrimmage 3:40)

- 1-10-TB 45 (3:40) (Shotgun) D.Brunskill reported in as eligible. D.Achane left end to 50 for -5 yards (S.Dennis, Y.Diaby).
- 2-15-50 (2:58) D.Achane left end pushed ob at TB 32 for 18 yards (J.Parrish; L.David).
- 1-10-TB 32 (2:17) (Shotgun) D.Achane right tackle to TB 25 for 7 yards (B.Morrison).
- 2-3-TB 25 (1:36) D.Achane left tackle to TB 20 for 5 yards (J.Parrish).
- 1-10-TB 20 (:50) Q.Ewers pass incomplete short right to G.Dulcich (J.Pierre-Paul). ** Injury Update: MIA-J.Waddle has returned to the game.
- 2-10-TB 20 (:46) *PENALTY on MIA-J.Hill, False Start, 5 yards, enforced at TB 20 - No Play.*
- 2-15-TB 25 (:46) (Shotgun) J.Wright left tackle to TB 17 for 8 yards (J.Parrish; D.Jones).

END OF QUARTER

	Score	Time Poss	First Downs					Efficiencies	
			R	P	X	T	3 Down	4 Down	
Tampa Bay Buccaneers	10	9:41	3	1	0	4		2/4	0/0
Miami Dolphins	17	5:19	2	0	0	2	0/1		0/0



Tampa Bay Buccaneers vs Miami Dolphins at Hard Rock Stadium

Fourth Quarter

12/28/2025

Play By Play

Miami Dolphins continued.

- 3-7-TB 17 (15:00) (Shotgun) Q.Ewers pass short right to M.Washington to TB 13 for 4 yards (J.Parrish).
- 4-3-TB 13 (14:19) R.Patterson 31 yard field goal is GOOD, Center-J.Cardona, Holder-J.Bailey.

Timeout at 14:15.

** Injury Update: TB-J.Dean return is Questionable.

TB 10 MIA 20, 8 plays, 32 yards, 4:34 drive, 0:45 elapsed

R.Patterson kicks 65 yards from MIA 35 to end zone, Touchback to the TB 35.

Tampa Bay Buccaneers at 14:15

- 1-10-TB 35 (14:15) (Shotgun) B.Mayfield pass incomplete deep left to M.Evans.
PENALTY on TB-M.Evans, Offensive Pass Interference, 10 yards, enforced at TB 35 - No Play.
- 1-20-TB 25 (14:10) (Shotgun) B.Mayfield pass short right to E.Egbuka to TB 31 for 6 yards (K.Grant; K.Britt).
- 2-14-TB 31 (13:29) (Shotgun) B.Mayfield pass short left to C.Godwin to TB 38 for 7 yards (J.Marshall). MIA-K.Britt was injured during the play.
- 3-7-TB 38 (12:51) (Shotgun) B.Mayfield pass incomplete deep middle to M.Evans (J.Marshall).
- 4-7-TB 38 (12:47) R.Dixon punts 58 yards to MIA 4, Center-E.Deckers, downed by TB-J.Hayes.

Timeout at 12:37.

Miami Dolphins at 12:37

- 1-10-MIA 4 (12:37) (Shotgun) D.Brunskill reported in as eligible. PENALTY on MIA-P.Paul, False Start, 2 yards, enforced at MIA 4 - No Play.
- 1-12-MIA 2 (12:37) (Shotgun) D.Brunskill reported in as eligible. D.Achane left guard to MIA 2 for no gain (S.Dennis).
Penalty on MIA-J.Savainaea, Offensive Holding, declined.
- 2-12-MIA 2 (12:12) (Shotgun) Q.Ewers pass short right to D.Waller to MIA 2 for no gain (C.Izien).
** Injury Update: MIA-K.Britt return is Questionable.
- 3-12-MIA 2 (11:33) Q.Ewers pass short left to J.Hill to MIA 18 for 16 yards (A.Winfield). P12
- 1-10-MIA 18 (10:49) D.Achane left end to MIA 19 for 1 yard (S.Dennis; Y.Duaby).
- 2-9-MIA 19 (10:06) (Shotgun) J.Wright left end to MIA 19 for no gain (Y.Duaby; J.Parrish).
- 3-9-MIA 19 (9:23) (Shotgun) Q.Ewers pass short left to C.Wilson to MIA 27 for 8 yards (Y.Duaby; C.Izien).
- 4-1-MIA 27 (8:45) J.Bailey punts 51 yards to TB 22, Center-J.Cardona, fair catch by K.Johnson.

Timeout at 08:37.

Tampa Bay Buccaneers at 8:37

- 1-10-TB 22 (8:37) (Shotgun) B.Mayfield pass short left to E.Egbuka to TB 29 for 7 yards (J.Jones; B.Chubb).
- 2-3-TB 29 (8:16) (No Huddle, Shotgun) B.Mayfield pass incomplete short left to B.Irving (A.Davis) [Z.Biggers].
- 3-3-TB 29 (8:09) (Shotgun) B.Mayfield pass short right to J.McMillan ran ob at MIA 43 for 28 yards (J.Jones; A.Davis). P14
- 1-10-MIA 43 (7:40) (No Huddle, Shotgun) B.Mayfield pass short left to M.Evans to MIA 32 for 11 yards (J.Jones). P15
- 1-10-MIA 32 (7:05) (No Huddle, Shotgun) B.Mayfield pass deep left intended for E.Egbuka INTERCEPTED by A.Davis at MIA 5. A.Davis to MIA 26 for 21 yards (C.Otono).

Timeout at 06:56.

Miami Dolphins at 6:56

- 1-10-MIA 26 (6:56) D.Brunskill reported in as eligible. D.Achane right tackle to MIA 25 for -1 yards (C.Braswell).
- 2-11-MIA 25 (6:14) (Shotgun) D.Achane right guard to MIA 25 for no gain (C.Braswell; G.Gaines).
- 3-11-MIA 25 (5:32) (Shotgun) Q.Ewers pass incomplete short right to J.Waddle (B.Morrison).
- 4-11-MIA 25 (5:28) J.Bailey punts 43 yards to TB 32, Center-J.Cardona, out of bounds.

Tampa Bay Buccaneers at 5:20

- 1-10-TB 32 (5:20) (Shotgun) B.Mayfield pass short left to C.Godwin to TB 42 for 10 yards (W.Gay; R.Douglas). P16
- 1-10-TB 42 (5:02) (No Huddle, Shotgun) B.Mayfield pass short middle to C.Godwin to TB 49 for 7 yards (L.Mellifonwu; W.Gay).
- 2-3-TB 49 (4:44) (No Huddle, Shotgun) B.Mayfield pass incomplete deep right to E.Egbuka (J.Jones).
- 3-3-TB 49 (4:39) (Shotgun) B.Mayfield pass short right to B.Irving pushed ob at MIA 49 for 2 yards (J.Jones).
- 4-1-MIA 49 (4:31) (No Huddle, Shotgun) B.Mayfield pass short left to C.Godwin pushed ob at MIA 38 for 11 yards (W.Gay). P17
- 1-10-MIA 38 (4:26) (Shotgun) B.Mayfield pass short left to J.McMillan to MIA 31 for 7 yards (R.Douglas).
- 2-3-MIA 31 (4:04) (No Huddle, Shotgun) B.Mayfield sacked at MIA 40 for -9 yards (B.Chubb). FUMBLES (B.Chubb) [B.Chubb], touched at MIA 40, RECOVERED by MIA-Q.Bell at MIA 41.

Miami Dolphins at 3:55

- 1-10-MIA 41 (3:55) (Shotgun) D.Achane right end to MIA 47 for 6 yards (L.Hall).
- 2-4-MIA 47 (3:08) (Shotgun) D.Achane left guard to MIA 48 for 1 yard (V.Vea).
Timeout #1 by TB at 03:04.
Timeout #1 by MIA at 03:04.
- 3-3-MIA 48 (3:04) (Shotgun) Q.Ewers scrambles up the middle to TB 45 for 7 yards (C.Braswell). R13
Timeout #2 by TB at 02:58.
- 1-10-TB 45 (2:58) D.Brunskill reported in as eligible. D.Achane left tackle to TB 42 for 3 yards (V.Vea; A.Winfield).
Timeout #3 by TB at 02:54.
- 2-7-TB 42 (2:54) D.Achane right end to TB 40 for 2 yards (B.Morrison; V.Vea).
- 3-5-TB 40 (2:07) M.Washington right end to TB 39 for 1 yard (S.Dennis; A.Winfield).

Two-Minute Warning

- 4-4-TB 39 (2:00) J.Bailey punts 30 yards to TB 9, Center-J.Cardona, downed by MIA-A.Davis. ** Injury Update: MIA-K.Britt has returned to the game.

Tampa Bay Buccaneers at 1:50

- 1-10-TB 9 (1:50) (Shotgun) B.Mayfield pass short right to C.Godwin to MIA 32 for 59 yards (W.Gay). P18
- 1-10-MIA 32 (1:19) (No Huddle, Shotgun) B.Mayfield pass short right to C.Otton to MIA 19 for 13 yards (J.Marshall). P19
- 1-10-MIA 19 (5:59) (No Huddle, Shotgun) B.Mayfield pass incomplete deep right to M.Evans.
PENALTY on MIA-R.Douglas, Defensive Pass Interference, 15 yards, enforced at MIA 19 - No Play.
- 1-4-MIA 4 (5:54) (Shotgun) B.Mayfield pass short left to M.Evans for 4 yards, TOUCHDOWN. X20
C.McLaughlin extra point is GOOD, Center-E.Deckers, Holder-R.Dixon. P21

TB 17 MIA 20, 3 plays, 91 yards, 1 penalty, 1:00 drive, 14:10 elapsed

C.McLaughlin kicks inside 12 yards from TB 35 to TB 47. D.Achane (didn't try to advance) to TB 47 for no gain.

Miami Dolphins at 0:50, (1st play from scrimmage 0:49)

- 1-10-TB 47 (0:49) Q.Ewers kneels to TB 48 for -1 yards.
- 2-11-TB 48 (2:29) Q.Ewers kneels to TB 49 for -1 yards.

END OF QUARTER

	Score	Time Poss	First Downs					Efficiencies	
			R	P	X	T	3 Down	4 Down	
Tampa Bay Buccaneers	17	5:44	0	7	1	8	1/3	1/1	
Miami Dolphins	20	9:16	1	1	0	2	2/6	0/0	



Miscellaneous Statistics Report

Tampa Bay Buccaneers vs Miami Dolphins
12/28/2025 at Hard Rock Stadium

Ten Longest Plays for Tampa Bay Buccaneers

Yards	Qtr	Play Start	Play Description
59	4	1-10-TB 9	(1:50) (Shotgun) B.Mayfield pass short right to C.Godwin to MIA 32 for 59 yards (W.Gay).
33	2	2-14-TB 26	(1:24) (Shotgun) B.Mayfield pass deep left to J.McMillan to MIA 41 for 33 yards (J.Jones).
28	4	3-3-TB 29	(8:09) (Shotgun) B.Mayfield pass short right to J.McMillan ran ob at MIA 43 for 28 yards (J.Jones; A.Davis).
18	1	3-7-MIA 39	(8:19) (Shotgun) B.Mayfield pass deep left to J.McMillan to MIA 21 for 18 yards (A.Davis).
17	3	2-3-MIA 47	(8:59) (Shotgun) B.Mayfield pass deep right to T.Johnson to MIA 30 for 17 yards (A.Davis).
16	1	3-6-TB 21	(2:54) (Shotgun) B.Mayfield pass deep left to M.Evans to TB 37 for 16 yards (J.Jones).
13	1	2-13-MIA 24	(7:04) (Shotgun) B.Mayfield pass short middle to J.McMillan to MIA 11 for 13 yards (J.Jones).
13	4	1-10-MIA 32	(1:19) (No Huddle, Shotgun) B.Mayfield pass short right to C.Otton to MIA 19 for 13 yards (J.Marshall).
12	3	1-10-MIA 19	(6:39) B.Irving up the middle to MIA 7 for 12 yards (A.Davis; J.Marshall).
11	3	3-10-MIA 30	(7:27) (Shotgun) B.Mayfield scrambles up the middle to MIA 19 for 11 yards (R.Douglas).

Ten Longest Plays for Miami Dolphins

Yards	Qtr	Play Start	Play Description
63	1	3-8-MIA 37	(4:37) (Shotgun) Q.Ewers pass deep left to T.Wease for 63 yards, TOUCHDOWN.
32	2	2-10-TB 37	(11:08) (Shotgun) J.Wright left guard pushed ob at TB 5 for 32 yards (A.Winfield).
23	2	2-1-MIA 40	(11:52) D.Brunskill reported in as eligible. Q.Ewers pass deep middle to G.Dulcich to TB 37 for 23 yards (A.Winfield;
20	2	1-10-TB 30	(2:52) (Shotgun) Q.Ewers pass short left to D.Achane to TB 10 for 20 yards (L.Hall).
18	3	2-15-50	(2:58) D.Achane left end pushed ob at TB 32 for 18 yards (J.Parrish; L.David).
16	4	3-12-MIA 2	(11:33) Q.Ewers pass short left to J.Hill to MIA 18 for 16 yards (A.Winfield).
15	2	2-6-MIA 28	(5:23) (Shotgun) D.Achane left end ran ob at MIA 43 for 15 yards (S.Dennis; A.Winfield).
13	2	1-10-MIA 43	(4:46) Q.Ewers pass short left to G.Dulcich pushed ob at TB 44 for 13 yards (J.Dean).
11	2	2-3-MIA 20	(13:15) D.Brunskill reported in as eligible. D.Achane right end to MIA 31 for 11 yards (T.Smith).
11	2	3-11-TB 11	(1:46) (Shotgun) Q.Ewers pass short middle to G.Dulcich for 11 yards, TOUCHDOWN.

Touchdown Scoring Information

		Offense	Defense	Special Teams
VISITOR	Tampa Bay Buccaneers	2	0	0
HOME	Miami Dolphins	2	0	0

Player Scoring Information

Club	Player	TD	Rush TD	Rec TD	KO TD	Punt TD	Int TD	Fum TD	Misc TD	FG	XP	2Pt Rush	2Pt Rec	Sfty	Points
TB	C.Godwin	0	0	1	0	0	0	0	0	0	0	0	0	0	6
TB	M.Evans	0	0	1	0	0	0	0	0	0	0	0	0	0	6
TB	C.McLaughlin	0	0	0	0	0	0	0	0	1	2	0	0	0	5
MIA	R.Patterson	0	0	0	0	0	0	0	0	2	2	0	0	0	8
MIA	G.Dulcich	0	0	1	0	0	0	0	0	0	0	0	0	0	6
MIA	T.Wease	0	0	1	0	0	0	0	0	0	0	0	0	0	6

Possession Detail

	First Half		Second Half		Game	
	Visitor	Home	Visitor	Home	Visitor	Home
Largest Lead	7	10	0	10	7	10
Drives Leading	0	2	0	6	0	8
Time of Possession Leading	0:00	4:34	0:00	14:35	0:00	19:09
Largest Deficit	-10	-7	-10	0	-10	-7
Drives Trailing	2	1	6	0	8	1
Time of Possession Trailing	3:44	0:58	15:25	0:00	19:09	0:58
Times Score Tied Up		1		0		1
Lead Changes		2		0		2



Playtime Percentage

Percent of playtime per player on offense, defense and special teams (Unofficial)

Tampa Bay Buccaneers						Miami Dolphins					
		Offense	Defense	Special Teams			Offense	Defense	Special Teams		
D.Feeney	G	67 100%		4	16%	A.Jackson	OL	55 100%		4	16%
G.Barton	C	67 100%		4	16%	C.Strange	OL	55 100%		4	16%
L.Goedeke	T	67 100%		4	16%	J.Savainaea	OL	55 100%		4	16%
B.Mayfield	QB	67 100%				P.Paul	T	55 100%		4	16%
B.Chukwuma	T	67 100%				A.Meyer	OL	55 100%			
M.Jordan	G	67 100%				Q.Ewers	QB	55 100%			
C.Otton	TE	65 97%		1	4%	D.Achane	RB	41 75%		1	4%
C.Godwin	WR	53 79%				C.Wilson	WR	38 69%		1	4%
M.Evans	WR	50 75%				M.Washington	WR	35 64%		7	28%
E.Egbuka	WR	39 58%				J.Hill	TE	33 60%		13	52%
B.Irving	RB	36 54%				A.Ingold	FB	28 51%		1	4%
J.McMillan	WR	35 52%				D.Waller	TE	21 38%		1	4%
R.White	RB	32 48%				G.Dulcich	TE	20 36%		9	36%
T.Johnson	WR	11 16%				T.Wease	WR	15 27%		8	32%
P.Durham	TE	9 13%		16	64%	J.Waddle	WR	14 25%			
S.Tucker	RB	4 6%		12	48%	D.Brunskill	OL	9 16%		4	16%
C.Heck	T	1 1%		4	16%	O.Gordon	RB	8 15%		15	60%
A.Winfield	S		55 100%			J.Wright	RB	8 15%			
B.Morrison	CB		55 100%			T.Washington	WR	5 9%		3	12%
L.David	LB		55 100%			A.Davis	S		67 100%	10	40%
S.Dennis	LB		46 84%	5	20%	J.Jones	CB		67 100%		
V.Vea	NT		42 76%	5	20%	R.Douglas	CB		67 100%		
J.Parrish	CB		41 75%	10	40%	J.Marshall	CB		57 85%	12	48%
Y.Diaby	LB		37 67%	5	20%	B.Chubb	LB		55 82%		
L.Hall	DL		36 65%	9	36%	T.Dodson	LB		55 82%		
H.Reddick	LB		33 60%			I.Melifonwu	S		47 70%	3	12%
J.Dean	CB		33 60%			Z.Sieler	DT		44 66%	5	20%
E.Roberts	DL		30 55%	7	28%	J.Brooks	LB		43 64%		
C.Izien	S		29 53%	16	64%	Q.Bell	LB		32 48%	19	76%
T.Smith	S		26 47%			Z.Biggers	DT		30 45%	7	28%
G.Gaines	DL		25 45%			K.Grant	DT		30 45%	2	8%
C.Braswell	LB		22 40%	20	80%	J.Phillips	DT		26 39%	6	24%
J.Pierre-Paul	LB		16 29%			W.Gay	LB		26 39%	6	24%
E.Simmons	DL		13 24%			C.Goode	LB		25 37%	21	84%
K.Vildor	CB		6 11%	10	40%	D.Trader	S		21 31%	15	60%
D.Jones	LB		2 4%	20	80%	C.Robinson	LB		18 27%		
M.Watts	LB		2 4%	15	60%	M.Butler	DT		17 25%	4	16%
A.Walker	LB		1 2%	13	52%	K.Britt	LB		10 15%	16	64%
J.Hayes	CB			21	84%	E.Bonner	CB			20	80%
J.Gray	S			16	64%	J.Woodard	LB			13	52%
K.Johnson	WR			15	60%	J.Cardona	LS			9	36%
D.Culp	TE			13	52%	J.Bailey	P			9	36%
C.McLaughlin	K			8	32%	R.Patterson	K			9	36%
E.Deckers	LS			7	28%	A.Green	CB			5	20%
R.Dixon	P			7	28%	L.Borom	OL			4	16%
E.Klein	G			4	16%	E.Robinson	CB			1	4%
L.Haggard	T			4	16%						



BIOS



STEPHEN ROSS

CHAIRMAN OF THE BOARD / MANAGING GENERAL PARTNER
COLLEGE: MICHIGAN
NFL: 18TH SEASON
DOLPHINS: 18TH SEASON

Stephen M. Ross is the CEO and Chairman of Related Ross, Founder and Non-Executive Chairman of Related Companies and Chairman and Managing General Partner of the Miami Dolphins, Hard Rock Stadium and Formula 1® Crypto.com Miami Grand Prix.

In 1972, Ross formed Related Companies, which has grown into one of the most prominent privately owned real estate firms in the United States. Known for developing the neighborhood-defining Hudson Yards in Manhattan, the company was recently named one of the 50 Most Innovative Companies in the World by Fast Company Magazine and boasts more than \$60 billion in assets owned or under development across the United States. In 2024, Ross founded and became Chief Executive of Related Ross, which has already become the largest commercial-property owner in downtown West Palm Beach. Focused on continued development and inclusive economic growth across South Florida, Related Ross has attracted a new generation of leaders across finance and technology to The Gold Coast and elicited renewed interest and investment in the region. Ross first invested in the Miami Dolphins in February 2008 and assumed the responsibilities of managing general partner of both the Miami Dolphins and Hard Rock Stadium in 2009. The role is the culmination of one of his long-held dreams — Ross grew up in South Florida and the Dolphins have been a lifetime passion for him.

Throughout the Dolphins organization, Ross' ethos of building a first-class team on and off the field is etched deep. His more than \$1 billion of private investment in Hard Rock Stadium and its surrounding properties — most notably to modernize the stadium from 2015-17 — has transformed the iconic venue into a global entertainment destination that showcases the best Miami has to offer and attracts a talent and event lineup that is unparalleled in professional sports. As a result of Ross' vision and investment, Hard Rock Stadium secured events such as Super Bowl LIV — which coincided with the 100th season of the NFL — as well as the 2021 and 2026 College Football Playoff National Championships, the Formula 1® Crypto.com Miami Grand Prix, 2026 FIFA World Cup, major global concert tours, international soccer matches and a host of world-class events over the past decade.

With football, Ross has demonstrated a steadfast commitment to provide coaches, players and support staff the resources necessary to build a winning team that will compete for championships. He invested \$135 million into the state-of-the-art Baptist Health Training Complex, which opened in July 2021. In the annual NFLPA Player Team Report Cards survey, Ross has received the highest ownership grade among all NFL team owners each of the past two years and the Dolphins were ranked first among all 32 teams in both 2024 and 2025, which scores the player experience in a variety of categories. As a result of Ross' investment, the Dolphins received an A-or-higher rating in all 11 categories each year, including first overall in weight room, training room and training staff, food/cafe/tertia and team travel. The team finished second among all teams in the inaugural survey in 2023. Ross has also invested in the players' personal and professional development off the field, creating and funding the Dolphins Business Combine — a three-day event which allows players to meet with business leaders across a variety of industries and receive training on topics like personal finance, real estate and investments — since 2017.

In 2022, Ross selected Mike McDaniel as the team's 11th head coach, who at the time had not received a head coach interview request from another team. Ross identified McDaniel's ingenuity, authentic leadership and innovative thinking as notable traits for a head coach, and in his first two years with the franchise, McDaniel led the team to the playoffs, something Miami had not done in more than 20 years. Ross has broadened his sports and entertainment portfolio considerably since assuming primary ownership of the Dolphins in 2009, developing what is widely considered one of the most dynamic global operating enterprises in sports and entertainment.

In 2012, Ross established RSE Ventures, a multi-national sports, entertainment and technology investment firm for which he serves as Chairman. That same year, Ross founded global soccer media company Relevent through RSE Ventures. Initially focused on live events, Relevent successfully orchestrated the first-ever El Clásico hosted in North America. The 2017 match between Barcelona and Real Madrid stands as the highest-revenue-grossing soccer match in U.S. history.

Shortly thereafter, Relevent began transitioning its business from event promotion to commercial rights representation. In the years since, it has since grown into the leading and most influential privately-owned commercial partner in soccer worldwide, working with leagues, governing bodies, and other properties to sell media, sponsorship and licensing rights. In 2025, Relevent won a landmark mandate to represent the UEFA men's club competitions — including the UEFA Champions League, Europa League, and Conference

League — in the sale of their global media and sponsorship rights for the 2027-2033 cycle. The company's other market-leading partnerships include LALIGA North America, a 20-year joint venture with LALIGA for North and Central America, a 17-year partnership with Bundesliga for the Americas, the Premier League Summer Series event platform in the United States and a media rights, content and marketing partnership with the EFL across the Americas.

Ross also expanded his South Florida sports portfolio beyond the Dolphins and Hard Rock Stadium, adding the Miami Open tennis tournament and the Formula 1® Crypto.com Miami Grand Prix to his growing list of sports and entertainment properties. In 2017, when Miami Open organizers began to explore leaving the tournament's longtime home in Key Biscayne, Florida, Ross stepped in to propose hosting the tournament at Hard Rock Stadium. Two years later, the Miami Open debuted in its new home in Miami Gardens, where Ross had spearheaded and funded the construction of a custom tennis complex that is now considered one of the best in professional tennis in terms of guest experience and player amenities. The tournament, which is one of the sport's most prestigious outside of the four Grand Slams, has consistently delivered record attendance and revenue in the years since. In 2025, Ross partnered with a group led by Ari Emanuel to purchase a 45% stake in the Miami Open.

In April 2021, Ross became the Chairman and Owner of the Formula 1® Crypto.com Miami Grand Prix. As one of the few sports properties with true global appeal — rivaling the likes of the Olympics and World Cup in terms of consumer interest worldwide — Formula 1 represented a significant opportunity for South Florida to draw widespread attention from and become culturally relevant to a massive international sports audience. Ross and Managing Partner of the Formula 1® Crypto.com Miami Grand Prix, Vice Chairman and CEO Tom Garfinkel worked with specialist designers to create a racetrack that provides great racing and unique fan experiences that are reflective of the diverse and dynamic nature of Miami, with Hard Rock Stadium sitting at the heart of the circuit — made possible as a result of Ross' sole ownership of the venue and surrounding property, as well as his private investment to build the FIA Grade One track. The inaugural race was named the Best New Event of 2022 by the Sports Business Journal and the organization was named Promoter of the Year by Formula 1 after just the third edition of the event, while delivering an estimated economic impact of more than \$1 billion to the local area. Thanks to Ross' efforts, the Formula 1® Crypto.com Miami Grand Prix has cemented itself as America's premier Formula 1 race and a marquee event at the intersection of sports and culture, with a new extended contract through 2041, making it the longest agreement in the sport.

Following these successes, Ross has taken further steps to realize his ambitions of transforming South Florida into a leading global sports hub. He facilitated the sale of a 13% stake in the Dolphins, Hard Rock Stadium and the Formula 1® Crypto.com Miami Grand Prix to Ares Management funds and Brooklyn Nets owners Joe Tsai and Oliver Weisberg in December 2024, with the raise intended to fuel continued investment into his diverse South Florida-based sports and entertainment portfolio. Ross also played a central role in securing Miami-Dade as a host for the 2026 FIFA World Cup 2026, with the region's matches set to take place at Hard Rock Stadium. The event will showcase South Florida on a global scale and is expected to generate approximately \$1.5 billion in economic impact for the community.

Deeply committed to supporting and uniting the South Florida community, Ross routinely leverages the platforms of the Dolphins, Hard Rock Stadium, Formula 1® Crypto.com Miami Grand Prix and Miami Open tennis tournament to make a lasting positive impact in the region. Under his stewardship, the Dolphins have raised nearly \$90 million for local cancer research through the Dolphins Cancer Challenge, which is now the largest fundraiser in the NFL. In June 2020, Ross and the Miami Dolphins Foundation announced a year-long Food Relief Program with a \$3 million investment and an additional \$1 million from the Lennar Foundation. The initiative provided 1,000 meals each day from local minority-owned restaurants to churches, community groups and those in need during the pandemic. Through this program, the Dolphins' Community Restaurant Program was established, which continues to operate for numerous stadium and community events, along with the Formula 1® Crypto.com Miami Grand Prix, allowing local restaurants to showcase on a global stage.

Furthermore, Ross has used his platform to harness the unifying power of sport to advance race relations across the country through the establishment of the nonprofit Ross Initiative in Sports for Equality (RISE). RISE was recognized in 2017 by ESPN's Humanitarian Awards with the Stuart Scott ENSPIRE Award, which celebrates people and organizations who have taken an innovative approach to help the disadvantaged through the power of sports. This also connects to Ross' vision of the Dolphins' FOOTBALL UNITES™ program to effectuate positive social change. Under his leadership, the Dolphins organization actively embraces the diversity and intersections that make up South Florida, working with groups to improve relationships and foster understanding. In February 2020, the Miami Dolphins were honored by the Fritz Pollard Alliance with the Paul J. Tagliabue Award for their leadership in advancing diversity. Ross was among Sports Business Journal's Leaders in Diversity and Inclusive Hiring honorees in March 2021.

In May 2013, Ross pledged to give more than half of his estate to philanthropic causes and charitable organizations, including South Florida-based institutions. The commitment was made through the Giving Pledge, a long-term global initiative that aims to inspire deeper engagement in philanthropy and increase charitable giving globally. He is also the largest single donor to the University of Michigan supporting the Ross School of Business, critical athletic facilities, scholarships, career development programs and faculty recruitment.

Over the years, Ross has received numerous honors for his business, civic and philanthropic activities. In August 2019, Ross was inducted into the National Football Foundation Leadership Hall of Fame. The prestigious award recognizes the country's most influential individuals who have ascended to the highest levels of success and exhibited the critical leadership qualities that transcend ordinary enterprises. He also received the Jackie Robinson Foundation ROBIE Lifetime Achievement Award, which recognizes individuals who have dedicated their lives to promoting equal opportunity and inclusion.

Ross graduated from the University of Michigan with a Bachelor of Business Administration degree and from Wayne State University Law School with a Juris Doctor degree. He later received a Master of Laws in Taxation from New York University School of Law. In 2004, the University of Michigan renamed its business school the Stephen M. Ross School of Business at the University of Michigan and in 2011, the school awarded him an honorary Doctor of Laws degree at its commencement.



**CHAMP
KELLY**

INTERIM GENERAL MANAGER
COLLEGE: KENTUCKY
NFL: 19TH SEASON
DOLPHINS: FIRST SEASON



Anthony “Champ” Kelly currently serves as interim general manager after joining the Miami Dolphins in 2025 as senior personnel executive. The 2025 season marks his 19th in the NFL.

Prior to the Dolphins, Kelly served as assistant general manager for the Las Vegas Raiders for three years (2022-24), including as interim general manager during the 2023 season.

Kelly joined the Raiders after seven seasons with the Chicago Bears (2015-21). He served as assistant director of player personnel from 2017-21 after spending the prior two seasons as director of pro scouting. During his time with the Bears, Chicago totaled 21 Pro Bowl selections. Kelly helped build a 2018 Bears team that won the NFC North division title for the first time since 2010 and earned eight Pro Bowl selections, which tied for the third most in franchise history.

Kelly began his NFL career in Denver, where he served eight seasons (2007-14) in the Broncos personnel department. He joined the team as a college scout in 2007, was promoted to assistant coordinator of pro and college scouting in 2008, then promoted again to assistant director of pro personnel in 2010. As assistant director of pro personnel, Kelly helped the Broncos reach the postseason in each of his last four seasons with the club (2011-14), winning the AFC Championship game in 2013 and advancing to Super Bowl XLVIII.

Before entering the NFL, Kelly was certified by the NFLPA as a contract advisor. He also served as general manager and wide receivers coach of the Lexington Horsemen of United Indoor Football (UIF) during their 2007 campaign, helping lead the Horsemen to United Bowl III.

A former wide receiver and defensive back at the University of Kentucky (1998-2001), Kelly continued his playing career with the Horsemen from 2003-06 as a defensive standout and was two-time first-team UIF All-Star. He also served as Lexington Christian Academy’s offensive coordinator in 2002 and continued that role through his playing career with the Horsemen.

A native of Campbellton, Fla., Kelly graduated with a bachelor’s degree in computer science from the University of Kentucky in 2001 and earned a master’s degree in business administration in 2003. In addition to his football career, Kelly also worked for IBM in Lexington, Ky., from May 2002 through July 2005 as a software/quality engineer.

Kelly was a member of the 2001 Southeastern Conference “Good Works Team” and earned a postgraduate scholarship for his community work. During his final season with the Horsemen, Kelly received the UIF Man of the Year Award, recognizing his leadership on the field and in the community.

Kelly and his wife, Stephanie, have three daughters, Claire Alaina, Chloe Grace and Caroline Elise. The couple founded Heart Power in 2010, a non-profit corporation that has hosted youth programs in Alabama, Colorado, Florida, Illinois, Kentucky and Las Vegas.

CHAMP KELLY’S CAREER

2007-14	Denver Broncos	College Scout (2007) Assistant Coordinator of Pro and College Scouting (2008-09) Assistant Director of Pro Personnel (2010-14) Director of Pro Scouting (2015-16) Assistant Director of Player Personnel (2017-21)
2015-21	Chicago Bears	Assistant General Manager (2022-24) Interim General Manager (2023)
2022-24	Las Vegas Raiders	Senior Personnel Executive
2025-	Miami Dolphins	Interim General Manager



MIKE McDANIEL

HEAD COACH
COLLEGE: YALE
NFL: 19TH SEASON
DOLPHINS: FOURTH SEASON



2016, 2019

Mike McDaniel was named the 11th head coach of the Miami Dolphins on Feb. 7, 2022. The 2025 season marks McDaniel's 19th in the NFL, fourth with the Dolphins and fourth as a head coach.

The Dolphins have made significant strides collectively as a team and across all three units during his tenure as head coach. McDaniel led the team to the postseason in both 2022 and 2023, which marked Miami's first back-to-back playoff appearances in more than 20 years (2000-01). In doing so, McDaniel became just the third head coach in Dolphins history to make back-to-back playoff appearances in his first two seasons, joining Don Shula (1970-71) and Dave Wannstedt (2000-01). The Dolphins also produced a top-10 offense in 2022 (6th, 364.5 yards per game) and 2023 (1st, 401.3 yards per game), and a top-10 defense in 2023 (10th, 318.3 yards allowed per game) and 2024 (4th, 314.4 yards allowed per game).

In 2024, the Dolphins won six of their last nine games after opening the season with a 2-6 record and improved in nearly every metric over the second half of the year. The team was led by its fourth-ranked defense, which was the best mark by the franchise since 2010 and its first top five finish since 2006. The unit finished ninth in run defense (103.7) and was the only team to not allow a 100-yard rusher in 2024. In fact, Miami has not allowed a 100-yard rusher since Week 1 of the 2023 season. That 33-game streak is the longest active streak in the NFL and longest streak in franchise history since a 38-game streak (1970-73).

Defensive tackle Zach Sieler recorded 10-plus sacks (10.0) for the second consecutive season, becoming the first Dolphin to do so since Cameron Wake (2016-17). His 10.0 sacks in 2024 were the second-most among interior defensive linemen in the NFL and tied himself for the most by a defensive tackle in franchise history. His 20.0 sacks from 2023-24 are the most among interior defensive linemen in the NFL during that span. Defensive tackle Calais Campbell became the only player aged 38 or older to record 5-plus sacks (5.0) in franchise history. Linebacker Jordyn Brooks led the team in tackles (143), which were the most by a Dolphin since Pro Football Hall of Famer Zach Thomas (2006).

Offensively, Miami was one of four teams to have three players with 700-plus receiving yards, and the only team to have three players with 75-plus receptions. The offense set a franchise record in team receptions (413) and finished with the fourth-best average time of possession (31:43) in franchise history. Quarterback Tua Tagovailoa led the NFL in completion percentage (72.9) and red zone passer rating (120.2). His completion percentage was the best mark in franchise history and third best in NFL history. Tight end Jonnu Smith had the best season of his career in McDaniel's offense and broke team records by a tight end for receptions (88) and receiving yards (884), which stood since 2004 (Randy McMichael), and receiving touchdowns (eight). Running back De'Von Achane led NFL running backs in receptions and receiving yards, tallied the third-most scrimmage yards (1,499) by a running back in franchise history and became the first Dolphin to record at least 750 rushing yards and 500 receiving yards in a single season.

On special teams, kicker Jason Sanders had a career year in 2024, with 37 field goals made, including 27 consecutive to close the season, a franchise record. Sanders also made nine-consecutive field goals of more than 50 yards, included several game-winning or game tying kicks, and was the only kicker in the NFL to make at least one field goal in all 17 games.

In 2023, the Dolphins recorded their first 11-win season in 15 years and led the league in total offense (401.3) for the first time since 1994, with McDaniel serving as the offensive play-caller. The unit also led the league in passing offense (265.5), yards per carry (5.1) and quarterback hits allowed (59), while finishing second in scoring offense (29.2). Tagovailoa led the NFL in passing yards (4,624), something a Miami quarterback had not done since 1992 (Dan Marino). Running back Raheem Mostert (1,012) had his first 1,000-yard rushing season at 31 years old and broke team records for rushing touchdowns (18), which stood since 2002 (Ricky Williams), and total touchdowns (21), which stood since 1984 (Mark Clayton). Wide receiver Tyreek Hill (1,799) had the seventh-most receiving yards in NFL history and broke his own team record set a season prior. Wide receiver Jaylen Waddle (1,014) became the first player in team history to post three consecutive 1,000-yard receiving seasons. It was the first time in team history that Miami had a 4,000-yard passer, 1,000-yard rusher and two 1,000-yard receivers in the same season.

McDaniel helped six Dolphins reach the Pro Bowl – Hill, Tagovailoa, Mostert, fullback Alec Ingold, tackle Terron Armstead and cornerback Jalen Ramsey – something the team had not accomplished since 2002. Tagovailoa became the first Dolphins quarterback to be selected to the Pro Bowl since Dan Marino in 1995. Ingold and Mostert also earned their first career Pro Bowl nods. In addition to his eighth straight Pro Bowl,

Hill earned unanimous first-team All-Pro honors.

Miami's defense finished in the top 10 in total defense (10th, 318.3) for the first time since 2010 in McDaniel's second season. The Dolphins posted a team-record 56.0 sacks and defensive tackle Zach Sieler became the first defensive tackle in Dolphins history with double-digit sacks (10.0) in a season. Miami had a sack in all 17 regular-season games and had four interceptions returned for a touchdown, the second-most in single-season team history. The Dolphins had a takeaway in 12 consecutive games to finish the season, including the playoff game.

In his first season at the helm, McDaniel became the fifth coach in Dolphins history to lead his team to the playoffs and just the sixth to post a winning record (9-8) in his first year. Under his leadership, four players earned Pro Bowl selections – Armstead, Hill, linebacker Bradley Chubb and cornerback Xavier Howard. It marked the team's most Pro Bowl selections since 2016. McDaniel led the team to a playoff berth for the first time since 2016 despite starting three different quarterbacks throughout the season.

As the offensive play-caller, McDaniel helped the Dolphins offense finish in the top 10 for the first time since 1995. Miami averaged 364.5 yards per game, which ranked sixth in the league, and 6.14 yards per play, which was second. The Dolphins finished 11th in scoring offense (23.4 points per game), the team's best finish since 2014.

Several players had the best seasons of their career in their first year in McDaniel's offense. Tagovailoa led the NFL in passer rating (105.5), becoming the youngest NFL quarterback to do that since Dan Marino in 1984. He also led the league in red zone passer rating (112.2), third-down passer rating (130.1) and yards per attempt (8.9). Tagovailoa's 3,548 passing yards and 25 passing touchdowns were both career highs.

Hill broke an NFL record for most receiving yards in a player's first season with a new team with 1,710. That mark also broke Miami's single-season franchise record that stood for nearly 40 years (Mark Clayton, 1,389 yards in 1984). Hill's 119 receptions were also a Dolphins record and those two totals ranked second in the NFL in 2022. Hill earned his seventh consecutive Pro Bowl selection.

Another player who thrived in McDaniel's offense was Waddle. In his second NFL season, Waddle caught 75 passes for 1,356 yards and eight touchdowns, leading the league in yards per reception (18.1). His 1,356 receiving yards were third in single-season team history behind Hill and Clayton. Waddle nearly doubled his yards after catch under McDaniel, averaging 6.7 YAC per reception in 2022 compared to 3.5 in 2021.

Hill and Waddle combined for 3,066 receiving yards, which was the third-most by a pair of teammates in a season in NFL history and more than two entire teams had in 2022.

Defensively, Miami ranked fourth in run defense, limiting opponents to 103.0 rushing yards per game. Defensive tackle Christian Wilkins totaled a career-high 98 tackles, the most by an NFL defensive lineman in a season since 1994. Linebacker Elandon Roberts (104) and Sieler (70) also set career highs in tackles.

Prior to Miami, McDaniel spent five seasons (2017-21) with the San Francisco 49ers where he was the team's run game specialist in 2017 before being promoted to run game coordinator in 2018 and again to offensive coordinator in 2021.

In McDaniel's lone season as offensive coordinator, the 49ers finished seventh in the NFL in total offense (375.7 yards per game) and 13th in scoring offense (25.1 points per game) while advancing to the NFC Championship game. San Francisco's offense was balanced, ranking seventh in rushing (127.4) and 12th in passing (248.3). Wide receiver Deebo Samuel recorded 1,405 receiving yards, the most by a 49er since wide receiver Terrell Owens in 2001, and fifth-most in the NFL that season. The 49ers offense had four players earn Pro Bowl selections – Samuel, fullback Kyle Juszczyk, tight end George Kittle and tackle Trent Williams. Williams also earned All-Pro honors.

McDaniel served as San Francisco's run game coordinator from 2018-20. The 49ers ranked fifth in the NFL in rushing in that span, averaging 127.0 yards per game, despite having a different leading rusher in all three seasons.

In 2020, San Francisco had several injuries at the running back position and still finished in the top half of the league with 118.1 rushing yards per game. Juszczyk and Williams earned Pro Bowl selections and Williams was also named All-Pro.

McDaniel helped the 49ers have one of the league's most effective rushing attacks in 2019 as San Francisco went 13-3, winning the NFC and advancing to Super Bowl LIV. The 49ers had the NFL's second-ranked rushing offense, averaging 144.1 yards per game. Juszczyk was named to the Pro Bowl at the end of the season.

In 2018, the 49ers had four different backs rush for at least 200 yards. The 49ers finished 13th in the league in rushing (118.9). Juszczyk was named to the Pro Bowl at the end of the season.

As run game specialist in 2017, McDaniel helped the 49ers rush for 1,662 yards and 15 rushing touchdowns in a season where they were forced to use three different starting quarterbacks due to injury. Juszczyk and tackle Joe Staley earned Pro Bowl selections.

Prior to San Francisco, McDaniel spent two seasons (2015-16) as an offensive assistant with the Atlanta Falcons. During his tenure, the Falcons had the second-best total offense (394.9) and third-best scoring offense (27.5) in the NFL. Atlanta's passing attack ranked second (284.5).

In 2016, Atlanta led the NFL in scoring, averaging 33.8 points per game, en route to finishing 11-5 and winning the NFC to advance to Super Bowl LI. The Falcons had the second-best total offense (415.8), third-best passing offense (295.3) and fifth-best rushing offense (120.5). Four different Falcons earned Pro Bowl selections – Ryan, Jones, running back Devonta Freeman and center Alex Mack. Ryan, Jones and Mack also

earned All-Pro honors.

The 2015 Falcons offense ranked in the top 10 in passing (273.7) and total offense (374.1). Wide receiver Julio Jones, with whom McDaniel worked closely, led the NFL with 1,871 receiving yards, also a Falcons franchise record. Freeman, Jones and fullback Patrick DiMarco all earned Pro Bowl selections and All-Pro honors.

McDaniel spent the 2014 season as wide receivers coach for the Cleveland Browns. In his lone season there the receivers unit helped quarterback Brian Hoyer post the only 3,000-yard passing season of his career.

McDaniel's first job as an NFL position coach came in 2013 with Washington when he was promoted to wide receivers coach. Wide receiver Pierre Garçon had the best season of his 11-year NFL career, leading the NFL with 113 receptions.

McDaniel spent the 2011-12 seasons with Washington as an offensive assistant. On those staffs, McDaniel worked with current NFL head coaches Matt LaFleur (Green Bay), Sean McVay (L.A. Rams) and Kyle Shanahan (San Francisco).

In 2012, Washington led the league in rushing (169.3) and finished 10-6, winning the NFC East. The team was fourth in scoring offense (27.3) and fifth in total offense (383.2).

From 2009-10, McDaniel served as running backs coach for the Sacramento Mountain Lions of the United Football League, where he worked for former NFL head coach, Dennis Green.

McDaniel was an offensive assistant for the Houston Texans from 2006-08 where he worked under three different offensive coordinators in three seasons – Troy Calhoun (2006), Mike Sherman (2007) and Kyle Shanahan (2008).

His first NFL coaching position came as a coaching intern with the Denver Broncos in 2005.

A native of Greeley, Colorado, McDaniel played wide receiver at Yale, where he graduated with a degree in history. He and his wife, Katie, have one daughter, Ayla.

MIKE MCDANIEL'S COACHING CAREER		
2005	Denver Broncos	Coaching Intern
2006-08	Houston Texans	Offensive Assistant
2009-10	Sacramento (UFL)	Running Backs
2011-13	Washington Commanders	Offensive Assistant (2011-12) Wide Receivers (2013)
2014	Cleveland Browns	Wide Receivers
2015-16	Atlanta Falcons	Offensive Assistant
2017-21	San Francisco 49ers	Run Game Specialist (2017) Run Game Coordinator (2018-20) Offensive Coordinator (2021)
2022-present	Miami Dolphins	Head Coach





2025 MIAMI DOLPHINS OFFENSIVE COACHES



FRANK SMITH **OFFENSIVE COORDINATOR**

Born Feb. 21, 1981; Milwaukee, Wis. Offensive lineman Miami (Ohio) 1999-2003. No pro playing experience. College coach: Miami (Ohio) 2004-05, Butler 2006-09. Pro coach: New Orleans Saints 2010-14, Chicago Bears 2015-17, Oakland/Las Vegas Raiders 2018-20, Los Angeles Chargers 2021. Joined Dolphins in 2022.



BUTCH BARRY **OFFENSIVE LINE**

Born March 20, 1978; Sturgeon Bay, Wis. Offensive lineman Central Michigan 1996-2000. No pro playing experience. College coach: Central Michigan 2002-03, 2010-14, Southwest Minnesota State 2004-05, Michigan Tech 2006-08, North Greenville 2009, Miami (FL) 2019. Pro coach: Tampa Bay Buccaneers 2015-18, Green Bay Packers 2020, San Francisco 49ers 2021, Denver Broncos 2022. Joined Dolphins in 2023.



DARRELL BEVELL **QB'S/PASS GAME COORDINATOR**

Born Jan. 6, 1970; Yuma, Ariz. Quarterback Wisconsin 1992-95. No pro playing experience. College coach: Westmar 1996, Iowa State 1997, Connecticut 1998-99. Pro coach: Green Bay Packers 2000-05, Minnesota Vikings 2006-10, Seattle Seahawks 2011-17, Detroit Lions 2019-20 (interim head coach five games 2020), Jacksonville Jaguars 2021 (interim head coach four games, 2021). Joined Dolphins in 2022.



JON EMBREE **ASST. HEAD COACH/TIGHT ENDS**

Born Oct. 15, 1965; Los Angeles, Calif. Tight end Colorado 1983-86. Pro tight end Los Angeles Rams 1987-89. College coach: Colorado 1991, 1993-2002 and 2011-12 (head coach), UCLA 2003-05. Pro coach: Kansas City Chiefs 2006-08, Washington Redskins 2010, Cleveland Browns 2013, Tampa Bay Buccaneers 2014-16, San Francisco 49ers 2017-21. Joined Dolphins in 2022.



ROB EVERETT **OFFENSIVE ASSISTANT**

Born May 1, 1980; West Bloomfield, Mich. No college or pro playing experience. College coach: Bridgewater 2016-18, North Carolina 2022, Wisconsin 2023. Pro coach: Memphis Express (AAF) 2019. Joined Dolphins in 2024.



CHANDLER HENLEY **RUN GAME SPECIALIST**

Born June 18, 1983; Littleton, Colo. Wide receiver Yale 2002-06. No pro playing experience. College coach: Vanderbilt 2014, Yale 2015-17. Pro coach: Tennessee Titans 2018-20, Atlanta Falcons 2021. Joined Dolphins in 2022.




LEMUEL JEANPIERRE **ASSISTANT OFFENSIVE LINE**

Born May 19, 1987; Orlando, Fla. Offensive lineman South Carolina 2007-10. Pro offensive lineman Seattle Seahawks 2011-15. Pro coach: Seattle Seahawks 2017, Oakland Raiders 2018-19. Joined Dolphins in 2020.



JONATHAN KRAUSE **OFFENSIVE ASSISTANT**

Born Jan. 18, 1992; San Bernardino, Calif. Wide receiver Vanderbilt 2010-13. Pro wide receiver New England Patriots 2014, Philadelphia Eagles 2015, Tampa Bay Buccaneers 2016, San Diego Chargers 2016, Tennessee Titans 2016. College coach: Oregon 2018-20, UNLV 2021-22, San Diego State 2023. Pro coach: Joined Dolphins in 2024.




MAX McCAFFREY **OFFENSIVE ASSISTANT**

Born May 17, 1994; Castle Rock, Colo. Wide receiver Duke 2012-15. Pro wide receiver Jacksonville Jaguars 2017, San Francisco 49ers 2018. College coach: Northern Colorado 2020-22. Pro coach: Joined Dolphins in 2023.




ROBERT PRINCE **WIDE RECEIVERS**

Born May 8, 1965; San Bernardino, Calif. Wide receiver San Bernardino Valley College 1983-84, Humboldt State 1985-86. College coach: Humboldt State 1989-90, Montana State 1991, Sacramento State 1992-93, Fort Lewis College 1994-95, Portland State 1998-00, Boise State 2001-03 and 2011-13, Colorado 2010. Pro coach: Atlanta Falcons 2004-06, Jacksonville Jaguars 2007-08, Seattle Seahawks 2009, Detroit Lions 2014-20, Houston Texans 2021, Dallas Cowboys 2022-24. Joined Dolphins in 2025.



ROMAN SAPOLU **OFFENSIVE ASSISTANT**

Born March 12, 1992; Harbor City, Calif. Offensive lineman Oregon State 2011-14. No pro playing experience. College coach: Nebraska 2015-17, Idaho State 2018, Fresno State 2019-21, Hawai'i 2022-23. Pro coach: Joined Dolphins in 2024.



BOBBY SLOWIK **SR. PASS GAME COORDINATOR**

Born June 9, 1987; Green Bay, Wis. Wide receiver Michigan Tech 2006-08. Pro coach: Washington Commanders 2011-13, San Francisco 49ers 2017-22, Houston Texans 2023-24. Joined Dolphins in 2025.



ERIC STUDESVILLE **ASSOC. HEAD COACH/RBs**

Born May 29, 1967; Madison, Wis. Defensive back Wisconsin-Whitewater 1985-88. No pro playing experience. College coach: Wingate 1994, Kent State 1995-96. Pro coach: Chicago Bears 1997-2000, New York Giants 2001-03, Buffalo Bills 2004-09, Denver Broncos 2010-17 (interim head coach four games 2010). Joined Dolphins in 2018.




2025 MIAMI DOLPHINS DEFENSIVE COACHES



ANTHONY WEAVER **DEFENSIVE COORDINATOR**

Born July 28, 1980; Killeen, Texas. Defensive end Notre Dame 1998-2001. Pro defensive end Baltimore Ravens 2002-05, Houston Texans 2006-08. College coach: Florida 2010, North Texas 2011. Pro coach: New York Jets 2012, Buffalo Bills 2013, Cleveland Browns 2014-15, Houston Texans 2016-20, Baltimore Ravens 2021-23. Joined Dolphins in 2024.



MATHEIU ARAUJO **CORNERBACKS**

Born April 22, 1993; Fall River, Mass. Defensive back Bridgewater State 2011-14. No pro playing experience. College coach: Springfield College 2016, Boston College 2017-18, Yale 2019-21. Pro coach: Joined Dolphins in 2022.



JOE BARRY **LBs/RUN GAME COORDINATOR**

Born July 5, 1970, Murphysboro, Ill. Linebacker Michigan 1989-90, Southern California 1991-93. No pro playing experience. College coach: Southern California 1995 and 2010-11, Northern Arizona 1996-98, Nevada-Las Vegas 1999. Pro coach: San Francisco 49ers 2000, Tampa Bay Buccaneers 2001-06 and 2009, Detroit Lions 2007-08, San Diego Chargers 2012-14, Washington Redskins 2015-16, Los Angeles Rams 2017-20, Green Bay Packers 2021-23. Joined Dolphins in 2024.



AUSTIN CLARK **DEFENSIVE LINE**

Born Aug. 3, 1990; Tampa, Fla. Defensive tackle California 2009-14. No pro playing experience. College coach: California 2014-15, Southern California 2016-17, Illinois 2018-19. Pro coach: Joined Dolphins in 2020.



BRIAN DUKER **PASS GAME COORD./SECONDARY**

Born July 15, 1989; Baltimore, Md. Attended Towson. No college or pro playing experience. College coach: Towson 2007-10, Bryant 2011-12, Missouri 2013-14. Pro coach: Cleveland Browns 2015, San Francisco 49ers 2016, Baltimore Ravens 2018-20, Detroit Lions 2021-23. Joined Dolphins in 2024.



MATT O'DONNELL **ASSISTANT LINEBACKERS**

Born April 15, 1990; Tipton, Iowa. Linebacker Brown 2008-11. No pro playing experience. College coach: Iowa 2012-13, Southern Mississippi 2014-15, Duke 2016-17, 21, Brown 2022-23. Pro coach: Houston Texans: 2018-20. Joined Dolphins in 2024.



SEAN RYAN **SENIOR DEFENSIVE ASSISTANT**

Born May 1, 1972, Hudson Falls, N.Y. Defensive back/linebacker Hamilton College 1991-94. No pro playing experience. College coach: Siena 1997, Albany 1998-99, Colgate 2000, Boston College 2001-02, Columbia 2003-05, Harvard 2006, South Carolina 2023. Pro coach: New York Giants 2007-15, Houston Texans 2016-18, Detroit Lions 2019-20, Carolina Panthers 2021-22. Joined Dolphins in 2024.



DESHAUN SHEAD **ASSISTANT DEFENSIVE BACKS**

Born June 28, 1989; Palmdale, Calif. Defensive back Portland State 2008-11. Pro defensive back Seattle 2012-17, Detroit Lions 2018, New Orleans 2019. No college coaching experience. Pro coach: Seattle Seahawks 2021-23. Joined Dolphins in 2024.



RYAN SLOWIK **DBs/PASS GAME SPECIALIST**

Born Dec. 27, 1980; Chicago, Ill. Safety Wisconsin Oshkosh 2002-03. No pro playing experience. College coach: Wisconsin-Oshkosh 2004, Tennessee 2017. Pro coach: Denver Broncos 2005-08, Arizona Cardinals 2009-2014, New York Jets 2015, Cleveland Browns 2016. Joined Dolphins in 2022.



2025 MIAMI DOLPHINS SPECIAL TEAMS COACHES



CRAIG AUKERMAN **SPECIAL TEAMS COORDINATOR**

Born November 22, 1976; McComb, Ohio. Wide receiver Findlay 1995-98. College coach: Findlay 2000, Miami (Ohio) 2001-02 and 2005-08, Western Kentucky 2003-04, Kent State 2009. Pro coach: Denver Broncos 2010, Jacksonville Jaguars 2011-12, San Diego Chargers 2013-16, Tennessee Titans 2017-23, Los Angeles Rams 2024. Joined Dolphins in 2025.



RONNIE BRADFORD **SENIOR SPECIAL TEAMS ASSISTANT**

Born Oct. 1, 1970; Minot, N.D. Cornerback Colorado 1989-92. Pro defensive back Denver Broncos 1993-95, Arizona Cardinals 1996, Atlanta Falcons 1997-2001, Minnesota Vikings 2002. College coach: California 2010, Memphis 2011, Louisiana Tech 2013-15, Southern California 2016-18, Montana 2021-23. Pro coach: Denver Broncos 2003-08, Kansas City Chiefs 2009. Joined Dolphins in 2024.

2025 MIAMI DOLPHINS PLAYER PERFORMANCE COACHES



DAVE PULOKA **DIR. OF PLAYER PERFORMANCE**


Born January 12, 1979; Arlington, Mass. Linebacker Holy Cross 1997-2000. No pro playing experience. College coach: Stevens Institute of Technology 2005, Virginia 2006. Pro coach: Atlanta Falcons 2007. Joined Dolphins in 2008.



BRENT CALLAWAY **STRENGTH & CONDITIONING**

Born August 16, 1979; Wichita, Texas. No college or pro playing experience. Pro coach: Joined Dolphins in 2025.





28 DE'VON ACHANE

RUNNING BACK // 5'9" // 191 // TEXAS A&M '23

ACQUIRED: D3, '23

HOMETOWN: MISSOURI CITY, TEXAS // BORN: 10/13/01

NFL SEASON: THIRD SEASON // DOLPHINS SEASON: THIRD SEASON

NFL CAREER

TRANSACTIONS:

- 3rd-round pick (84th overall) by Miami in the 2023 NFL Draft.

CAREER HONORS:

- 2025 Pro Bowl selection.
- AFC Offensive Player of the Month (November 2025).
- Pepsi Zero Sugar NFL Rookie of the Week (vs. N.Y. Giants, 10/8/23).
- AFC Offensive Player of the Week (vs. Denver, 9/24/23).
- Pepsi Zero Sugar NFL Rookie of the Week (vs. Denver, 9/24/23).

CAREER HIGHLIGHTS:

- Played in 44 career games with 36 starts.
- 544 carries for 3,057 yards (5.6 avg.) and 22 TDs.
- 172 receptions for 1,277 yards (7.4 avg.) and 13 TDs.
- 5 miscellaneous tackles.
- 1 miscellaneous fumble recovery.
- Played in 1 postseason game.
- His 5.6 yards per carry average is the best in team history (minimum 300 attempts):

HIGHEST RUSHING AVERAGE IN DOLPHINS HISTORY (MIN. 300 ATT.)

PLAYER	YEARS	ATT.	YDS	AVG.
1. DE'VON ACHANE	2023-25	544	3,057	5.6
2. Mercury Morris	1969-75	754	3,877	5.1
3. Tony Nathan	1979-87	732	3,543	4.8
4. Reggie Bush	2011-12	433	2,072	4.7
5. Kenyan Drake	2016-19	333	1,532	4.6

- His 1,350 rushing yards are the 3rd-most in a single season in franchise history:

MOST RUSHING YARDS IN SINGLE-SEASON DOLPHINS HISTORY

PLAYER	YEAR	ATT.	YDS	AVG.
1. Ricky Williams	2002	383	1,853	4.8
2. Ricky Williams	2003	392	1,372	3.5
3. DE'VON ACHANE	2025	238	1,350	5.7
4. Jay Ajayi	2016	240	1,272	4.9
5. Delvin Williams	1978	272	1,258	4.6

- His 1,838 scrimmage yards in 2025 are the 2nd-most by a running back in franchise history:

MOST SCRIMMAGE YARDS BY A RUNNING BACK IN SINGLE-SEASON DOLPHINS HISTORY

PLAYER	YEAR	RUSH	REC	TOT
1. Ricky Williams	2002	1,853	363	2,216
2. DE'VON ACHANE	2025	1,350	488	1,838
3. Ricky Williams	2003	1,372	351	1,723
4. DE'VON ACHANE	2024	907	592	1,499
5. Delvin Williams	1978	1,258	182	1,440

- His 78 receptions and 6 receiving TDs in 2024 set the single-season record for the most by a running back in franchise history:

MOST RECEPTIONS BY A RUNNING BACK IN SINGLE-SEASON DOLPHINS HISTORY

PLAYER	YEAR	REC.	YDS	TDs
1. DE'VON ACHANE	2024	78	592	6
2. Terry Kirby	1993	75	874	3
3. Tony Nathan	1985	72	651	1
4. Terry Kirby	1995	66	618	3
5. DE'VON ACHANE	2025	64	459	4

- His 7.8 yards per carry average in 2023 was the best in NFL history by a running back (min. 100 attempts):

BEST RUSHING AVERAGE BY A RUNNING BACK IN SINGLE-SEASON NFL HISTORY (MIN. 100 ATT.)

PLAYER	TEAM	YEAR	ATT.	YDS	AVG
1. DE'VON ACHANE	MIA.	2023	103	800	7.8
2. Mercury Morris	Mia.	1973	149	954	6.4
3. Jamaal Charles	KC	2010	230	1,467	6.4
4. Rashad Penny	Sea.	2021	119	749	6.3
5. Barry Sanders	Det.	1997	335	2,053	6.1

- His 4 games of 100+ rushing yards in 2023 were tied for the most by a rookie in team history:

MOST 100-YARD RUSHING GAMES BY A DOLPHINS ROOKIE

PLAYER	YEAR	100-YD GAMES
1. DE'VON ACHANE	2023	4
Karim Abdul-Jabbar	1996	4
3. Troy Stradford	1987	3
Benny Malone	1974	3
5. Several tied		2

- His 800 rushing yards in 2023 were the 3rd-most by a rookie in franchise history:

MOST RUSHING YARDS BY A ROOKIE IN DOLPHINS HISTORY

PLAYER	YEAR	RUSHING YARDS
1. Karim Abdul-Jabbar	1996	1,116
2. Ronnie Brown	2005	907
3. DE'VON ACHANE	2023	800
4. Andra Franklin	1981	711
5. Sammie Smith	1989	659

- His 11 total touchdowns in 2023 were tied for 2nd-most by a rookie in franchise history:

MOST TOUCHDOWNS BY A ROOKIE IN DOLPHINS HISTORY

PLAYER	YEAR	TOT. TDs
1. Ron Davenport	1985	(11 rush, 2 rec.) 13
2. DE'VON ACHANE	2023	(8 RUSH, 3 REC.) 11
Karim Abdul-Jabbar	1996	(11 rush) 11
4. Andra Franklin	1981	(7 rush, 1 rec.) 8
5. Several tied		7

- His 203 rushing yards on Sept. 24, 2023 vs. Denver were the most by an NFL player in the first or second game of his career since the merger:

MOST RUSHING YARDS IN A PLAYER'S FIRST OR SECOND NFL GAME (SINCE 1970)

PLAYER	TEAM	DATE	OPP.	YDS
1. DE'VON ACHANE	MIA.	9/24/23	VS. DEN.	203
2. Otis Anderson	StL	9/2/79	vs. Dal.	193
3. William Andrews	Atl.	9/2/79	at NO	167
4. Darren McFadden	Oak.	9/14/08	at KC	164
5. George Rogers	NO	9/13/81	vs. LAR	162



- His 4 total TDs on Sept. 24, 2023 vs. Denver are tied for the most in franchise history:

MOST TOUCHDOWNS IN A GAME IN DOLPHINS HISTORY				
PLAYER	DATE	OPP.	TDs	
1. DEVON ACHANE	9/24/23	VS. DEN.	4	
Raheem Mostert	9/24/23	vs. Den.	4	
Ronnie Brown	9/21/08	at NE	4	
Mark Ingram	11/27/94	at NYJ	4	
Paul Warfield	12/15/73	vs. Det.	4	

- His 203 rushing yards on Sept. 24, 2023 vs. Denver made him the 5th different Dolphin to rush for 200+ yards in a game and are tied for 7th most in franchise history:

200-YARD RUSHING GAME IN DOLPHINS HISTORY				
PLAYER	DATE	OPP.	YDS	
1. Ricky Williams	12/1/2002	at Buf.	228	
2. Ricky Williams	12/9/2002	vs. Chi.	216	
3. Jay Ajayi	10/23/2016	vs. Buf.	214	
4. Lamar Smith	12/30/00*	vs. Ind.	209	
5. Jay Ajayi	12/24/2016	at Buf.	206	
6. Jay Ajayi	10/16/2016	vs. Pitt.	204	
7. DEVON ACHANE	9/24/2023	VS. DEN.	203	
*Playoff Game				

2025 (MIAMI):

- Started 16 games.
- 238 carries for 1,350 yards (5.7 avg.) and 8 TDs.
- 67 receptions for 488 yards (7.3 avg.) and 4 TDs.
- 3 miscellaneous tackles.
- 1 miscellaneous fumble recovery.

AT INDIANAPOLIS (9/7): 7 carries for 55 yards (7.9 avg.); 3 receptions for 20 yards (6.7 avg.) and 1 TD.

- Caught an 11-yard TD pass from QB Tua Tagovailoa for Miami's 1st TD of the season.

VS. NEW ENGLAND (9/14): 11 carries for 30 yards (2.7 avg.); 8 receptions for 92 yards (11.5 avg.) and 1 TD.

- Caught a 29-yard TD pass from QB Tua Tagovailoa to make it a 15-14 game with 33 seconds remaining in the 2nd quarter.

VS. N.Y. JETS (9/29): 20 carries for 99 yards (5.0 avg.) and 1 TD; 1 reception for 2 yards.

- Scored on a 9-yard TD rush to extend Miami's lead, 24-10, with 5:26 remaining in the 3rd quarter.

AT CAROLINA (10/5): 10 carries for 16 yards (1.6 avg.); 6 receptions for 30 yards (5.0 avg.).

- Caught a 10-yard TD pass from QB Tua Tagovailoa to give Miami a 10-0 lead with 14:55 remaining in the 2nd quarter.

VS. L.A. CHARGERS (10/12): 16 carries for 128 yards (8.0 avg.) and 2 TDs; 4 receptions for 22 yards (5.5 avg.).

- Scored on a 49-yard TD rush to give Miami the lead, 7-3, with 4:11 remaining in the 1st quarter.
- Scored on a 4-yard TD run to make it a one-score game with 7:56 remaining in the 4th quarter.

AT ATLANTA (10/26): 18 carries for 67 yards (3.7 avg.); 5 receptions for 24 yards (4.8 avg.) and 1 TD.

- Caught a 3-yard TD pass from QB Tua Tagovailoa to give Miami a 7-0 lead with 2:33 remaining in the 1st quarter.

VS. BUFFALO (11/9): 22 carries for 174 yards (7.9 avg.) and 2 TDs; 6 receptions for 51 yards (8.5 avg.).

- Scored on a 59-yard TD rush to give Miami a 23-6 lead with 6:42 remaining in the game.

- Scored on a 35-yard TD rush, extending the lead to 30-13 to cement Miami's victory.

VS. WASHINGTON IN MADRID (11/16): 21 carries for 120 yards (5.7 avg.); 5 receptions for 45 yards (9.0 avg.).

VS. NEW ORLEANS (11/30): 22 carries for 134 yards (6.1 avg.) and 1 TD.

- Scored on a 29-yard TD rush on the opening possession to give Miami a 7-0 lead with 11:19 remaining in the 1st quarter.
- Became the 4th player in Dolphins history to record 1,000 rushing yards in the 1st 12 games of a season.

AT N.Y. JETS (12/7): 7 carries for 92 yards (13.1 avg.) and 1 TD; 1 reception for 13 yards.

- Scored on a 13-yard TD run to extend Miami's lead to 14-0 with 8:48 remaining in the 1st quarter.

PRO BOWL:

- Selected to the Pro Bowl for the 1st time in his career.

HONORS:

- AFC Offensive Player of the Month (November).

2024 (MIAMI):

- Played in all 17 games with 16 starts.
- 203 carries for 907 yards (4.5 avg.) and 6 TDs.
- 78 receptions for 592 yards (7.6 avg.) and 6 TDs.
- 1 miscellaneous tackle.

VS. JACKSONVILLE (9/8): 10 carries for 24 yards (2.4 avg.) and 1 TD; 7 receptions for 76 yards (10.9 avg.).

- Scored on a 1-yard run with 1:09 remaining in the 2nd quarter.

VS. BUFFALO (9/12): 22 carries for 96 yards (4.4 avg.); 7 receptions for 69 yards (9.9 avg.) and 1 TD.

- Caught a 5-yard TD pass from QB Tua Tagovailoa with 3:21 remaining in the 1st quarter.

VS. ARIZONA (10/27): 10 carries for 97 yards (9.7 avg.); 6 receptions for 50 yards (8.3 avg.) and 1 TD.

- Caught a 12-yard TD pass from QB Tua Tagovailoa with 8:31 remaining in the 3rd quarter.

AT BUFFALO (11/3): 12 carries for 63 yards (5.3 avg.) and 1 TD; 8 receptions for 58 yards (7.3 avg.) and 1 TD.

- Caught a 14-yard TD pass from QB Tua Tagovailoa to give Miami a 10-3 lead in the 2nd quarter.
- Scored on an 8-yard run with 12:14 remaining in the 4th quarter.

VS. LAS VEGAS (11/17): 17 carries for 73 yards (4.3 avg.) and 1 TD; 4 receptions for 32 yards (8.0 avg.).

- Scored on a 2-yard run to extend Miami's lead to 24-12 with 10:37 remaining in the 2nd quarter.

VS. NEW ENGLAND (11/24): 10 carries for 32 yards (3.2 avg.); 3 receptions for 24 yards (8.0 avg.) and 2 TDs.

- Caught a 9-yard TD pass from QB Tua Tagovailoa to give Miami a 14-0 lead with 7:55 remaining in the 2nd quarter.
- Caught an 11-yard TD pass with QB Tua Tagovailoa to extend Miami's lead to 21-0 with less than 2 minutes remaining in the 2nd quarter.

AT GREEN BAY (11/28): 7 carries for 14 yards (2.0 avg.); 8 receptions for 56 yards (7.0 avg.) and 1 TD.

- Caught a 14-yard TD pass from QB Tua Tagovailoa with 2:43 remaining in the 3rd quarter.



VS. N.Y. JETS (12/8): 14 carries for 24 yards (1.7 avg.) and 1 TD; 6 receptions for 45 yards (7.5 avg.).

- Scored on a 2-yard run with 10:24 remaining in the 1st quarter.

VS. SAN FRANCISCO (12/22): 17 carries for 120 yards (7.1 avg.) and 1 TD; 6 receptions for 70 yards (11.7 avg.).

- Scored on a 50-yard TD run with 1:44 remaining in the game to cement Miami's victory.
- Became the first running back in Dolphins history to record 76 receptions in a single season.

AT N.Y. JETS (1/5): 11 carries for 121 yards (11.0 avg.) and 1 TD.

- Scored on a 15-yard TD run with 14:12 remaining in the 4th quarter.

2023 (MIAMI):

- Played in 11 games with 4 starts.
- Inactive for 2 games.
- Missed 4 games after being placed on injured reserve on Oct. 11 and activated on Nov. 18.
- 103 carries for 800 yards (7.8 avg.) and 8 TDs.
- 277 receptions for 197 yards (7.3 avg.) and 3 TDs.

VS. DENVER (9/24): 18 carries for 203 yards (11.3 avg.) and 2 TDs; 4 receptions for 30 yards (7.5 avg.) and 2 TDs.

- His 203 rushing yards and 4 total TDs both were the most in a game by a rookie in franchise history.
- Tied the franchise record for most total TDs (4) and points scored (24) in a game.
- Scored on an 8-yard run to give Miami a 14-0 lead in the 1st quarter for his 1st career TD.
- Caught a 4-yard TD pass from QB Tua Tagovailoa with 10:16 left in the 2nd quarter.
- Caught a 10-yard TD pass from QB Tua Tagovailoa on the 1st play of the 4th quarter.
- Scored on a 68-yard run to extend Miami's lead to 70-20 in the 4th quarter.

AT BUFFALO (10/1): 8 carries for 101 yards (12.6 avg.) and 2 TDs; 3 receptions for 19 yards (6.3 avg.).

- Became the 4th player in NFL history to score 6 touchdowns in his 1st 3 NFL games, joining RB Kareem Hunt (2017), RB Billy Sims (1980) and RB Dutch Sternaman (1920).
- Became the 4th NFL rookie since 1970 to total at least 6 touchdowns in a 2-game span, joining RB Doug Martin (2012), RB Mike Anderson (twice, 2000) and WR Randy Moss (1998).
- Became the first Dolphins player to rush for 100+ yards in back-to-back games since RB Kenyan Drake in 2017.
- Became the 21st NFL player since the merger to have at least 2 100-yard rushing performances in his first 3 career games and was the first NFL player to do this since RB Kareem Hunt in 2017.

VS. N.Y. GIANTS (10/8): 11 carries for 151 yards (13.7 avg.) and 1 TD; 1 reception for 14 yards (14.0 avg.).

- Scored on a 76-yard TD run with 10:02 left in the 2nd quarter.
- His 76-yard TD run is tied for the 5th longest in Dolphins history.
- Became the 5th different Dolphins player to have 3 straight 100-yard rushing games, joining RB Ricky Williams (4 different times), RB Ronnie Brown, RB Reggie Bush and RB Jay Ajayi.
- Is the 3rd NFL rookie in the past 35 years to have 3 consecutive games of 100+ rushing yards and a rushing touchdown, joining RB Mike Anderson (Denver, 2000) and RB Barry Sanders (Detroit, 1989).

AT BALTIMORE (12/31): 14 carries for 107 yards (7.6 avg.); 4 receptions for 30 yards (7.5 avg.) and 1 TD.

- Caught a 1-yard TD pass from QB Tua Tagovailoa in the 4th quarter.
- It was his 4th 100-yard rushing game of the season, tying the team rookie record.

POSTSEASON:

AFC WILD CARD AT KANSAS CITY (1/13): 6 carries for 9 yards (1.5 avg.); 3 receptions for 21 yards (7.0 avg.).

HONORS:

- Pepsi Zero Sugar NFL Rookie of the Week (vs. N.Y. Giants, 10/8).
- AFC Offensive Player of the Week (vs. Denver, 9/24).
- Pepsi Zero Sugar NFL Rookie of the Week (vs. Denver, 9/24).

BEFORE THE NFL

COLLEGE (TEXAS A&M):

- 3-year letterman (2020-22) and 1-year starter.
- Also participated in track and field and became the first male Aggie since 2014 to earn All-American honors in the 100m and 200m.
- Also earned 1st-team All-American honors as a member of the 4x100m team.

CAREER: Played in 30 games with 11 starts; 369 carries for 2,376 yards (6.4 avg.) and 21 TDs; 65 receptions for 554 yards (8.5 avg.) and 5 TDs; 20 kickoff returns for 613 yards (30.6 avg.) and 2 TDs.

JUNIOR (2022): Started 10 games; 196 carries for 1,102 yards (5.6 avg.) and 8 TDs; 36 receptions for 196 yards (5.4 avg.) and 3 TDs; 11 kickoff returns for 312 yards (28.4 avg.) and 1 TD.

- 1st-team All-SEC at running back and all-purpose player.
- His 161.0 all-purpose yards per game led the SEC and ranked 4th nationally.

SOPHOMORE (2021): Played in all 12 games with 1 start; 130 carries for 910 yards (7.0 avg.) and 9 TDs; 24 receptions for 261 yards (10.9 avg.) and 1 TD; 9 kickoff returns for 301 yards (33.4 avg.) and 1 TD.

- His 7.0 yards per carry led the SEC and ranked 11th nationally.
- His 11 total TDs led the team.

TRUE FRESHMAN (2020): Played in 8 games; 43 carries for 364 yards (8.5 avg.) and 4 TDs; 5 receptions for 97 yards (19.4 avg.) and 1 TD.

HIGH SCHOOL (FORT BEND MARSHALL HS – MISSOURI CITY, TEXAS)

- Finished his career with 185 carries for 2,097 yards (11.3 avg.) and 38 TDs along with 32 receptions for 694 yards (21.7 avg.) and 10 TDs.
- Also participated in track and field and was the 2020 Gatorade Texas Boys Track & Field Athlete of the Year.

SENIOR (2019): Touchdown Club of Houston Offensive Player of the Year.

OFF THE FIELD

PERSONAL:

- **PRONUNCIATION:** Name is pronounced duh-VON A-chan.
- **MAJOR:** General studies.



DE'VON ACHANE'S NFL REGULAR SEASON RUSHING/RECEIVING STATISTICS

DATE	TEAM	GP	GS	NO.	RUSHING				NO.	RECEIVING			
					YDS.	AVG.	LG	TD		YDS.	AVG.	LG	TD
2023	Miami	11	4	103	800	7.8	76t	8	27	197	7.3	23	3
2024	Miami	17	16	203	907	4.5	61	6	78	592	7.6	39	6
2025	Miami	16	16	238	1,350	5.7	59t	8	67	488	7.3	29t	4
NFL TOTALS		44	36	544	3,057	5.6	76t	22	172	1,277	7.4	39	13

DE'VON ACHANE'S NFL POSTSEASON RUSHING/RECEIVING STATISTICS

DATE	TEAM	GP	GS	NO.	RUSHING				NO.	RECEIVING			
					YDS.	AVG.	LG	TD		YDS.	AVG.	LG	TD
2023	Miami	1	0	6	9	1.5	3	0	3	21	7.0	11	0
NFL TOTALS		1	0	6	9	1.5	3	0	3	21	7.0	11	0

DE'VON ACHANE'S NFL REGULAR SEASON RETURN STATISTICS

DATE	TEAM	RET.	KICKOFF RETURNS				NO.	FC	PUNT RETURNS			
			YDS.	AVG.	LG	TD			YDS.	AVG.	LG	TD
2023	Miami	0	0	0.0	0	0	0	0	0	0.0	0	0
2024	Miami	1	32	32.0	32	0	0	0	0	0.0	0	0
2025	Miami	0	0	0.0	0	0	0	0	0	0.0	0	0
NFL TOTALS		1	32	32.0	32	0	0	0	0	0.0	0	0

SINGLE-GAME HIGHS: RUSHING/RECEIVING

Rush Attempts 22 vs. New Orleans, Nov 30, 2025
...2 more at 22.
Rushing Yards 203 vs. Denver, Sep 24, 2023
Rushing Average 13.7 vs. N.Y. Giants, Oct 08, 2023
Longest Runs 76t vs. N.Y. Giants, Oct 08, 2023
Rushing TDs 2 vs. Buffalo, Nov 09, 2025
...4 more at 2.
Receptions 8 vs. New England, Sep 14, 2025
...2 more at 8.
Receiving Yards 92 vs. New England, Sep 14, 2025
Receiving Average 11.7 vs. San Francisco, Dec 22, 2024
Longest Receptions 39 vs. Jacksonville, Sep 08, 2024

Receiving TDs 2 vs. New England, Nov 24, 2024
...1 more at 2.
All-Purpose Yards 233 vs. Denver, Sep 24, 2023
Kickoff Returns 1 at Seattle, Sep 22, 2024
Kickoff Return Yards 32 at Seattle, Sep 22, 2024
Longest Kickoff Return 32 at Seattle, Sep 22, 2024
Most TDs 4 vs. Denver, Sep 24, 2023
Miscellaneous Tackles 1 at Cleveland, Oct 19, 2025
...3 more at 1.
Scrimmage Yards 233 vs. Denver, Sep 24, 2023

100-YARD RUSHING GAMES (10): REGULAR SEASON

DATE	TEAM	ATT.	YDS.	AVG.	LG	TD
09/24/23	DENVER	18	203	11.3	67t	2
10/01/23	at Buffalo	8	101	12.6	55	2
10/08/23	N.Y. GIANTS	11	151	13.7	76t	1
12/31/23	at Baltimore	14	107	7.6	45	0
12/22/24	SAN FRANCISCO	17	120	7.1	50t	1
01/05/25	at N.Y. Jets	11	121	11.0	61	1
10/12/25	L.A. CHARGERS	16	128	8.0	49t	2
11/09/25	BUFFALO	22	174	7.9	59t	2
11/16/25	WASHINGTON	21	120	5.7	23	0
11/30/25	NEW ORLEANS	22	134	6.1	29t	1

2023 GXG REGULAR-SEASON (MIAMI)

DATE	OPPONENT	P/S	RUSHING				TD	RECEIVING				TD	W/L	SCORE
			NO.	YDS.	AVG.	LG		NO.	YDS.	AVG.	LG			
09/10	at L.A. Chargers						INACTIVE						W	36-34
09/17	at New England	P	1	5	5.0	5	0	1	4	4.0	4	0	W	24-17
09/24	Denver	P	18	203	11.3	67t	2	4	30	7.5	17	2	W	70-20
10/01	at Buffalo	P	8	101	12.6	55	2	3	19	6.3	7	0	L	20-48
10/08	N.Y. Giants	S	11	151	13.7	76t	1	1	14	14.0	14	0	W	31-16
10/15	Carolina						INJURED RESERVE						W	42-21
10/22	at Philadelphia						INJURED RESERVE						L	17-31
10/29	New England						INJURED RESERVE						W	31-17
11/05	at Kansas City						INJURED RESERVE						L	14-21
11/19	Las Vegas	S	1	1	1.0	1	0	1	4	4.0	4	0	W	20-13
11/24	at N.Y. Jets						INACTIVE						W	34-13
12/03	at Washington	P	17	73	4.3	15	2	3	30	10.0	21	0	W	45-15
12/11	Tennessee	P	7	47	6.7	15	0	5	24	4.8	11	0	L	27-28
12/17	N.Y. Jets	P	9	32	3.6	10	0	3	30	10.0	13	0	W	30-0
12/24	Dallas	P	7	24	3.4	9	0	1	7	7.0	7	0	W	22-20
12/31	at Baltimore	S	14	107	7.6	45	0	4	30	7.5	23	1	L	19-56
01/07	Buffalo	S	10	56	5.6	25t	1	1	5	5.0	5	0	L	14-21
2023 TOTALS		11-4	103	800	7.8	76t	8	27	197	7.3	23	3	11-6	



2024 GXG REGULAR-SEASON (MIAMI)

DATE	OPPONENT	P/S	RUSHING					RECEIVING					W/L	SCORE
			NO.	YDS.	AVG.	LG	TD	NO.	YDS.	AVG.	LG	TD		
09/08	Jacksonville	P	10	24	2.4	9	1	7	76	10.9	39	0	W	20-17
09/12	Buffalo	S	22	96	4.4	17	0	7	69	9.9	16	1	L	10-31
09/22	at Seattle	S	11	30	2.7	13	0	3	28	9.3	22	0	L	3-24
09/30	Tennessee	S	10	15	1.5	5	0	3	14	4.7	5	0	L	12-31
10/06	at New England	S	3	18	6.0	12	0	1	-1	-1.0	-1	0	W	15-10
10/20	at Indianapolis	S	15	77	5.1	15	0	2	8	4.0	9	0	L	10-16
10/27	Arizona	S	10	97	9.7	47	0	6	50	8.3	16	1	L	27-28
11/03	at Buffalo	S	12	63	5.3	12	1	8	58	7.3	18	1	L	27-30
11/11	at L.A. Rams	S	12	37	3.1	15	0	5	15	3.0	10	0	W	23-15
11/17	Las Vegas	S	17	73	4.3	30	1	4	32	8.0	17	0	W	34-19
11/24	New England	S	10	32	3.2	9	0	3	24	8.0	11t	2	W	34-15
11/28	at Green Bay	S	7	14	2.0	13	0	8	56	7.0	14t	1	L	17-30
12/08	N.Y. Jets	S	14	24	1.7	7	1	6	45	7.5	14	0	W	32-26+
12/15	at Houston	S	12	41	3.4	7	0	7	35	5.0	13	0	L	12-20
12/22	San Francisco	S	17	120	7.1	50t	1	6	70	11.7	20	0	W	29-17
12/29	at Cleveland	S	10	25	2.5	9	0	2	13	6.5	12	0	W	20-3
01/05	at N.Y. Jets	S	11	121	11.0	61	1	0	0	0.0	0	0	L	20-32
2024 TOTALS		17-16	203	907	4.5	61	6	78	592	7.6	39	6	8-9	

+ - Overtime

2025 GXG REGULAR-SEASON (MIAMI)

DATE	OPPONENT	P/S	RUSHING					RECEIVING					W/L	SCORE
			NO.	YDS.	AVG.	LG	TD	NO.	YDS.	AVG.	LG	TD		
09/07	at Indianapolis	S	7	55	7.9	26	0	3	20	6.7	11t	1	L	8-33
09/14	New England	S	11	30	2.7	9	0	8	92	11.5	29t	1	L	27-33
09/18	at Buffalo	S	12	62	5.2	14	0	7	29	4.1	15	0	L	21-31
09/29	N.Y. Jets	S	20	99	5.0	21	1	1	2	2.0	2	0	W	27-21
10/05	at Carolina	S	10	16	1.6	6	0	6	30	5.0	10t	1	L	24-27
10/12	L.A. Chargers	S	16	128	8.0	49t	2	4	22	5.5	10	0	L	27-29
10/19	at Cleveland	S	13	82	6.3	46	0	3	16	5.3	16	0	L	6-31
10/26	at Atlanta	S	18	67	3.7	12	0	5	24	4.8	10	1	W	34-10
10/30	Baltimore	S	14	67	4.8	22	0	6	39	6.5	19	0	L	6-28
11/09	Buffalo	S	22	174	7.9	59t	2	6	51	8.5	15	0	W	30-13
11/16	Washington	S	21	120	5.7	23	0	5	45	9.0	22	0	W	16-13+
11/30	New Orleans	S	22	134	6.1	29t	1	0	0	0.0	0	0	W	21-17
12/07	at N.Y. Jets	S	7	92	13.1	39	1	1	13	13.0	13	0	W	34-10
12/15	at Pittsburgh	S	12	60	5.0	15	0	6	67	11.2	24	0	L	15-28
12/21	Cincinnati	S	15	81	5.4	48t	1	3	9	3.0	5	0	L	21-45
12/28	Tampa Bay	S	18	83	4.6	18	0	3	29	9.7	20	0	W	20-17
2025 TOTALS		16-16	238	1,350	5.7	59t	8	67	488	7.3	29t	4	7-9	

+ - Overtime



16 JAKE BAILEY

PUNTER // 6'2" // 212 // STANFORD '19

ACQUIRED: FA '23

HOMETOWN: SOLANA BEACH, CALIF. // BORN: 06/18/97

NFL SEASON: SEVENTH SEASON // DOLPHINS SEASON: THIRD SEASON



NFL CAREER

TRANSACTIONS:

- Signed by Miami on March 17, 2023.
- Released by New England on March 10, 2023.
- 5th-round pick (163rd overall) by New England in the 2019 NFL Draft.

CAREER HONORS:

- 2020 1st-team All-Pro.
- 2020 Pro Bowl selection.
- 2020 PFWA All-AFC.
- AFC Special Teams Player of the Week (at Philadelphia, 11/17/19).
- AFC Special Teams Player of the Week (vs. N.Y. Jets, 9/22/19).

CAREER HIGHLIGHTS:

- Played in 108 career games.
- 388 punts for 18,012 yards (46.4 avg.) and a 41.1 net average.
- 7 special teams tackles (6 solo).
- Played in 3 postseason games – 2 with New England and 1 with Miami.
- His 42.8 net punt average in 2025 is best in franchise history:

DOLPHINS SINGLE-SEASON NET PUNT AVERAGE LEADERS (MIN. 40 PUNTS)

PLAYER	YEAR	AVG.
1. JAKE BAILEY	2025	42.8
2. Brandon Fields	2013	42.4
3. Brandon Fields	2012	41.2
4. Brandon Fields	2011	41.12
5. Matt Haack	2019	41.10

- Led the NFL in net punt avg. in 2020:

2020 NFL NET PUNT AVERAGE LEADERS (MIN. 40 PUNTS)

PLAYER	TEAM	AVG.
1. JAKE BAILEY	NEW ENGLAND	45.6
2. Jack Fox	Detroit	44.8
3. Michael Dickson	Seattle	44.4
4. Tress Way	Washington	44.3
5. Corey Bojorquez	Buffalo	44.0

- Holds 2 of the Patriots' top 5 single-season net punt averages, including the team record set in 2020:

PATRIOTS SINGLE-SEASON NET PUNT AVG. LEADERS (MIN. 40 PUNTS)

PLAYER	YEAR	AVG.
1. JAKE BAILEY	2020	45.6
2. Bryce Baringer	2024	41.7
3. Zoltan Mesko	2011	41.5
4. Ryan Allen	2016	41.4
5. JAKE BAILEY	2019	41.3

- His 45.6 net punt average in 2020 was the 4th-best in NFL history:

NFL SINGLE-SEASON NET PUNTS AVERAGE LEADERS (MIN. 40 PUNTS)

PLAYER	TEAM	YEAR	AVG.
1. Jack Fox	Detroit	2024	46.2
2. Johnny Hekker	L.A. Rams	2016	46.0
3. Tommy Townsend	Kansas City	2022	45.6
4. JAKE BAILEY	NEW ENGLAND	2020	45.6
5. AJ Cole	Las Vegas	2023	45.1

- His 71 punt return yards allowed in 2020 were the fewest in Patriots history and the 7th-fewest in NFL history.

2025 (MIAMI):

- Played in 16 games.
- 57 punts for 2,760 yards (48.4 avg.) and a 42.8 net average.
- 1 solo special teams tackle.

VS. N.Y. JETS (9/29): 4 punts for 192 yards (48.0 avg.) and a net average of 43.5.

- Pinned 3-of-4 punts inside the 20.

AT CAROLINA (10/5): 6 punts for 312 yards (52.0 avg.) and a net average of 52.0.

- Pinned 3-of-6 punts inside the 20.

VS. L.A. CHARGERS (10/12): 2 punts for 111 yards (55.5 avg.) and a net average of 50.0.

VS. BUFFALO (11/9): 3 punts for 153 yards (51.0 avg.) and a net average of 42.0.

- Pinned 2-of-3 punts inside the 20.

VS. NEW ORLEANS (11/30): 4 punts for 201 yards (50.3 avg.) and a net average of 47.3.

- Pinned 2-of-4 punts inside the 20.

2024 (MIAMI):

- Played in all 17 games.
- 56 punts for 2,639 yards (47.1 avg.) and a 40.5 net average.
- 1 solo special teams tackle.

VS. JACKSONVILLE (9/8): 4 punts for 198 yards (49.5 avg.) and a 48.8 net average.

- Pinned 3-of-4 punts inside the 20.

AT INDIANAPOLIS (10/20): 6 punts for 286 yards (47.7 avg.) and a 45.5 net average.

- Pinned 3-of-6 punts inside the 20.

VS. NEW ENGLAND (11/24): 5 punts for 240 yards (48.0 avg.) and a 40.4 net average.

- Pinned 2-of-5 punts inside the 20.

AT HOUSTON (12/15): 3 punts for 181 yards (60.3 avg.) and a 45.3 net average.

- His 60.3 punt average tied for the best mark in Dolphins history (minimum 3 punts).



2023 (MIAMI):

- Played in all 17 games.
- 53 punts for 2,424 yards (45.7 avg.) and a 40.7 net average.

VS. DENVER (9/24): 1 punt for 48 yards (48.0 avg.) and a 48.0 net average.

- Held for K Jason Sanders as he set an NFL record for most PATs in a game with 10.

VS. NEW ENGLAND (10/29): 3 punts for 146 yards (48.7 avg.) and a 42.0 net average.

- Pinned 2-of-3 punts inside the 20.

AT KANSAS CITY IN FRANKFURT (11/5): 7 punts for 316 yards (45.1 avg.) and a 43.1 net average.

- Pinned 4-of-7 punts inside the 20.

POSTSEASON:

AFC WILD CARD AT KANSAS CITY (1/13): 4 punts for 163 yards (40.8 avg.) and a 40.5 net average.

2022 (NEW ENGLAND):

- Played in 9 games.
- Missed the rest of the season after being placed on injured reserve on Nov. 19.
- 37 punts for 1,557 yards (42.1 avg.) and a 35.3 net average.
- 2 solo special teams tackles.

AT MIAMI (9/11): 3 punts for 118 yards (39.3 avg.) and a 39.3 net average.

- Pinned all 3 of his punts inside the 20.

VS. DETROIT (10/9): 2 punts for 101 yards (50.5 avg.) and a 42.5 net average.

2021 (NEW ENGLAND):

- Played in all 17 games.
- 49 punts for 2,316 yards (47.3 avg.) and a 39.6 net average.

AT N.Y. JETS (9/19): 5 punts for 219 yards (43.8 avg.) and a 42.6 net average.

- Pinned 4-of-5 punts inside the 20.

AT CAROLINA (11/7): 3 punts for 152 yards (50.7 avg.) and a 42.7 net average.

- Pinned 2-of-3 punts inside the 20.

AT ATLANTA (11/18): 4 punts for 193 yards (48.3 avg.) and a 45.5 net average.

POSTSEASON:

- Pinned 3-of-4 punts inside the 20.

AFC WILD CARD AT BUFFALO (1/15): 3 punts for 142 yards (47.3 avg.) and a 29.3 net average.

2020 (NEW ENGLAND):

- Played in all 16 games.
- 55 punts for 2,678 yards (48.7 avg.) and a 45.6 net average.
- His 45.6 net punt average led the NFL and was the best single-season net punt average in Patriots history.
- His 71 punt return yards allowed were the fewest in Patriots history and the 7th-fewest in NFL history.

AT KANSAS CITY (10/5): 3 punts for 157 yards (52.3 avg.) and a 52.3 net average.

- Pinned all 3 punts inside the 20.

AT L.A. RAMS (12/10): 6 punts for 310 yards (51.7 avg.) and a 50.3 net average.

- Pinned 4-of-6 punts inside the 20.

VS. BUFFALO (12/28): 7 punts for 362 yards (51.7 avg.) and a 48.1 net average.

- Pinned 4-of-7 punts inside the 20.

PRO BOWL:

- Selected to start the Pro Bowl for the 1st time in his career.

HONORS:

- 1st-team All-Pro.
- PFWA All-AFC.

2019 (NEW ENGLAND):

- Played in all 16 games.
- 81 punts for 3,638 yards (44.9 avg.) and a 41.3 net average.
- His 36 punts inside the 20 were a franchise record.
- His 41.3 net punt avg. ranks 4th in Patriots history.

VS. PITTSBURGH (9/8): 3 punts for 123 yards (41.0 avg.) and a 41.0 net average.

- Made his NFL debut.

VS. N.Y. JETS (9/22): 7 punts for 310 yards (44.3 avg.) and a 41.4 net average.

- Pinned 5-of-7 punts inside the 20.

AT PHILADELPHIA (11/17): 8 punts for 381 yards (47.6 avg.) and a 46.0 net average.

POSTSEASON:

AFC WILD CARD VS. TENNESSEE (1/4): 5 punts for 230 yards (46.0 avg.) and a 38.0 net average.

HONORS:

- AFC Special Teams Player of the Week (vs. N.Y. Jets, 9/22).
- AFC Special Teams Player of the Week (at Philadelphia, 11/17).

BEFORE THE NFL

COLLEGE (STANFORD):

- 4-year letterman (2015-18).

CAREER: Played in 52 games; 185 punts for 8,105 yards (43.8 avg.) and 76 inside the 20; 1 carry for 17 yards.

- His 43.8 career punt avg. was the best in school history.

SENIOR (2018): Played in all 13 games; 68 punts for 2,996 yards (44.1 avg.).

- 2nd-team All-Pac 12.
- His 44.1 punt average was 4th-best in school history.

JUNIOR (2017): Played in all 14 games; 57 punts for 2,586 yards (45.4 avg.); 1 carry for 17 yards.

- 2nd-team All-Pac 12.
- His 45.4 punt average led the Pac-12 and ranked 7th nationally.

SOPHOMORE (2016): Played in all 13 games; 50 punts for 2,176 yards (43.5 avg.).

- Honorable mention All-Pac 12.



TRUE FRESHMAN (2015): Played in 12 games; 10 punts for 347 yards (34.7 avg.).

HIGH SCHOOL (SANTA FE CHRISTIAN – SOLANA BEACH, CALIF.)

- Also lettered in soccer and track and field.
- Set school record in the long jump (21-4).

SENIOR (2014): 12-of-16 field goals (75.0 pct.) and 26-of-27 PATs (96.3 pct.); 44.1 gross punt avg.

- 2nd-team all-state.

OFF THE FIELD

PERSONAL:

- **MAJOR:** Science, technology and society.

JAKE BAILEY'S NFL REGULAR SEASON PUNTING STATISTICS

DATE	TEAM	GP	NO.	YDS.	AVG.	OPP. RET.	YDS.	NET YDS.	AVG.	TB	IN20	LG	BK
2019	New England	16	81	3,638	44.9	28	175	3,343	41.3	6	36	65	0
2020	New England	16	55	2,678	48.7	12	71	2,507	45.6	5	31	71	0
2021	New England	17	49	2,316	47.3	16	138	2,058	39.6	6	23	71	3
2022	New England	9	37	1,557	42.1	34	152	1,305	35.3	5	12	62	0
2023	Miami	17	53	2,424	45.7	17	207	2,157	40.7	3	20	66	0
2024	Miami	17	56	2,639	47.1	22	230	2,309	40.5	5	22	64	1
2025	Miami	16	57	2,760	48.4	25	259	2,441	42.8	3	21	64	0
NFL TOTALS		108	388	18,012	46.4	154	1,232	16,120	41.1	33	165	71	4

JAKE BAILEY'S NFL POSTSEASON PUNTING STATISTICS

DATE	TEAM	GP	NO.	YDS.	AVG.	OPP. RET.	YDS.	NET YDS.	AVG.	TB	IN20	LG	BK
2019	New England	1	5	230	46.0	0	0	190	38.0	2	2	61	0
2021	New England	1	3	142	47.3	2	54	88	29.3	0	2	53	0
2023	Miami	1	4	163	40.8	1	1	162	40.5	0	0	51	0
NFL TOTALS		3	12	535	44.6	3	55	440	36.7	2	4	61	0

SINGLE-GAME HIGHS: PUNTER


Punts
Gross Punting Yards
Gross Punting Avg
Net Punting Yards
Net Punting Avg

9 at Buffalo, Sep 29, 2019
435 at Buffalo, Sep 29, 2019
66.0 vs. Cleveland, Nov 14, 2021
387 at Buffalo, Sep 29, 2019
66.0 vs. Cleveland, Nov 14, 2021

Longest Punts

Inside the 20
Rush Attempts
Special Teams Tackles

71 at Buffalo, Dec 06, 2021
...1 more at 71.
6 at Philadelphia, Nov 17, 2019
1 at New England, Oct 06, 2024
1 at Buffalo, Nov 03, 2024
...5 more at 1.



56 QUINTON BELL

LINEBACKER // 6'4" // 258 // PRAIRIE VIEW A&M '19

ACQUIRED: FA '23

HOMETOWN: LONG BEACH, CALIF. // BORN: 05/09/96

NFL SEASON: FOURTH SEASON // DOLPHINS SEASON: THIRD SEASON



NFL CAREER

TRANSACTIONS:

- Signed to Miami's active roster on Dec. 15, 2025.
- Signed to Miami practice squad on Aug. 27, 2025.
- Waived by Miami on Aug. 26, 2025.
- Signed to a reserve/future contract with Miami on Jan. 15, 2024.
- Signed to Miami's practice squad on Oct. 17, 2023.
- Waived by Philadelphia on Aug. 30, 2023.
- Signed by Philadelphia on Aug. 19, 2023.
- Waived by Atlanta on April 14, 2023.
- Signed to a reserve/future contract with Atlanta on Jan. 9, 2023.
- Signed to Atlanta's practice squad on Nov. 8, 2022.
- Waived by Atlanta on Nov. 5, 2022.
- Signed to a reserve/future contract with Atlanta on Jan. 10, 2022.
- Signed to Atlanta's practice squad on Sept. 1, 2021.
- Waived by Tampa Bay on Aug. 22, 2021.
- Signed to a reserve/future contract with Tampa Bay on Feb. 9, 2021.
- Signed to Tampa Bay's practice squad on Oct. 28, 2020.
- Waived by Tampa Bay on Oct. 26, 2020.
- Signed to a reserve/future contract with Tampa Bay on Jan. 7, 2020.
- Signed to Tampa Bay's practice squad on Nov. 6, 2019.
- Waived by Oakland on Oct. 16, 2019.
- Signed to Oakland's practice squad on Sept. 1, 2019.
- Waived by Oakland on Aug. 31, 2019.
- 7th-round pick (230th overall) by Oakland in the 2019 NFL Draft.

CAREER HIGHLIGHTS:

- Played in 33 career games with 3 starts.
- 29 tackles (15 solo), 1.0 sack, 1 pass defended, 1 forced fumble and 1 fumble recovery.
- 16 special teams tackles (3 solo).
- Won Super Bowl LV with Tampa Bay.

2025 (MIAMI):

- Played in 6 games.
- Spent 10 games on Miami's practice squad.
- 3 assisted tackles and 1 fumble recovery.
- 2 assisted special teams tackles.

VS. BUFFALO (11/9): 1 assisted tackle.

VS. CINCINNATI (12/21): 1 assisted tackle; 1 assisted special teams tackle.

VS. TAMPA BAY (12/28): 1 assisted tackle and 1 fumble recovery; 1 assisted special teams tackle.

- Recovered a QB Baker Mayfield fumble that was forced by LB Bradley Chubb at the Miami 41-yard line with 4:04 remaining in the game.

2024 (MIAMI):

- Played in all 17 games with 3 starts.
- 26 tackles (13 solo), 1.0 sack, 1 pass defended and 1

forced fumble.

- 4 special teams tackles (3 solo).

AT L.A. RAMS (11/11): 2 solo tackles, 1.0 sack and 1 forced fumble.

- Strip-sacked QB Matthew Stafford for a loss of 9 yards on 1st-and-10, which led the Rams to settle for a FG as time expired in the 2nd quarter.
- It was the 1st sack and 1st forced fumble of his career.

VS. LAS VEGAS (11/17): 3 solo tackles and 1 pass defended.

AT GREEN BAY (11/28): 4 solo tackles.

- Made his 1st career start.

AT HOUSTON (12/15): 2 tackles (1 solo); 1 solo special teams tackle.

2023 (MIAMI):

- Played in 1 game with Miami.
- Spent 10 games on Miami's practice squad.
- Spent part of training camp with Philadelphia.

2022 (ATLANTA):

- Played in 4 games.
- Inactive for 5 games.
- Spent 7 games on Atlanta's practice squad.
- 3 tackles (2 solo).

VS. NEW ORLEANS (9/11): 1 assisted tackle.

- Made his Falcons debut.

2021 (ATLANTA):

- Spent the entire season on Atlanta's practice squad.
- Spent the offseason & training camp with Tampa Bay.

2020 (TAMPA BAY):

- Played in 5 games.
- Inactive for 2 games.
- Spent 9 games on Tampa Bay's practice squad.

AT NEW ORLEANS (9/13): Played but did not record stats.

- Made his NFL debut.

2019 (TAMPA BAY):

- Spent 8 games on Tampa Bay's practice squad.
- Spent the offseason and training camp with Oakland.

BEFORE THE NFL

COLLEGE (PRAIRIE VIEW A&M):

- 4-year letterman (2015-18).
- Played wide receiver and defensive end.
- Also ran track and field.
- Transferred from Riverside City College where he ran track.

CAREER: Played in 34 games; 46 tackles (14 solo) and 7.5 sacks; 19 receptions for 259 yards (13.6 avg.) and 1 TD.



SENIOR (2018): Played in 10 games; 46 tackles (14 solo) and 7.5 sacks.

- Switched to defensive end.
- 2nd-team All-SWAC.

JUNIOR (2017): Played in 9 games; 8 receptions for 97 yards (12.1 avg.).

SOPHOMORE (2016): Played in 10 games; 9 receptions for 138 yards (15.3 avg.) and 1 TD.

TRUE FRESHMAN (2015): Played in 6 games; 2 receptions for 24 yards (12.0 avg.).

HIGH SCHOOL (COSTA MESA HS – COSTA MESA, CALIF.)

- Transferred to Costa Mesa his junior year where he played wide receiver.
- Also participated in basketball and track.
- Played football at Long Beach Poly his sophomore year.

QUINTON BELL'S NFL REGULAR SEASON DEFENSIVE STATISTICS

DATE	TEAM	GP	GS	TK	S	TACKLES				YDS	QBH	INTERCEPTIONS				O. FUMB			ST		MISC			
						A	TFL	YDS	SK			NO	YDS	LG	TD	PD	FF	FR	TD	YDS	TK	S	A	FF
2019	Oakland	0	0	0	0	0	0	0.0	0.0	0	0	0	0	0	0	0	0	0	0	0	0	0	0	
2020	Tampa Bay	5	0	0	0	0	0	0.0	0.0	0	0	0	0	0	0	0	0	0	0	0	0	0	0	
2021	Atlanta	0	0	0	0	0	0	0.0	0.0	0	0	0	0	0	0	0	0	0	0	0	0	0	0	
2022	Atlanta	4	0	3	2	1	1	2	0.0	0.0	0	0	0	0	0	0	0	0	0	0	0	0	0	
2023	Miami	1	0	0	0	0	0	0.0	0.0	0	0	0	0	0	0	0	0	0	0	0	0	0	0	
2024	Miami	17	3	23	13	10	3	11	1.0	9.0	0	0	0	0	1	1	0	0	0	4	3	1	0	0
2025	Miami	6	0	3	0	3	0	0	0.0	0.0	1	0	0	0	0	0	1	0	0	2	0	2	0	0
NFL TOTALS		33	3	29	15	14	4	13	1.0	9.0	1	0	0	0	1	1	1	0	0	6	3	3	0	0

QUINTON BELL'S NFL POSTSEASON DEFENSIVE STATISTICS

		TACKLES										INTERCEPTIONS				O. FUMB			ST		MISC						
DATE	TEAM	GP	GS	TK	S	A	TFL	YDS	SK	YDS	QBH	NO	YDS	LG	TD	PD	FF	FR	TD	YDS	TK	S	A	FF	FR	S	A
2020	Tampa Bay	0	0	0	0	0	0	0	0.0	0.0	0	0	0	0	0	0	0	0	0	0	0	0	0	0	0	0	0
2023	Miami	0	0	0	0	0	0	0	0.0	0.0	0	0	0	0	0	0	0	0	0	0	0	0	0	0	0	0	0
NFL TOTALS		0	0	0	0	0	0	0	0.0	0.0	0	0	0	0	0	0	0	0	0	0	0	0	0	0	0	0	0

SINGLE-GAME HIGHS: DEFENSIVE

Total Tackles 4 at Green Bay, Nov 28, 2024
Solo Tackles 4 at Green Bay, Nov 28, 2024
Sacks 1.0 at L.A. Rams, Nov 11, 2024
Passes Defensed 1 vs. Las Vegas, Nov 17, 2024

Forced Fumbles
Fumble Recoveries
Tackles For Loss
Special Teams Tackles

1 at L.A. Rams, Nov 11, 2024
1 vs. Tampa Bay, Dec 28, 2025
1 at L.A. Rams, Nov 11, 2024
...3 more at 1.
1 vs. Tampa Bay, Dec 28, 2025
...5 more at 1.



93 ZEEK BIGGERS

DEFENSIVE TACKLE // 6'6" // 319 // GEORGIA TECH '25
ACQUIRED: D7B, '25
HOMETOWN: SALISBURY, N.C. // BORN: 10/04/03
NFL SEASON: ROOKIE SEASON // DOLPHINS SEASON: ROOKIE SEASON

NFL CAREER

TRANSACTIONS:

- 7th-round pick (253rd overall) by Miami in the 2025 NFL Draft.

CAREER HIGHLIGHTS:

- Played in 8 career games.
- 18 tackles (5 solo) and 1.5 sacks.
- 1 blocked field goal.

2025 (MIAMI):

- Played in 8 games.
- Inactive for 8 games.
- 18 tackles (5 solo) and 1.5 sacks.
- 1 blocked field goal.

VS. NEW ENGLAND (9/14): Played but did not record any stats.

- Made his NFL debut.

VS. WASHINGTON IN MADRID (11/16): 7 tackles (3 solo).

VS. NEW ORLEANS (11/30): 1 assisted tackle and 0.5 sack.

- Split a sack of QB Tyler Shough on 2nd-and-9 with LB Chop Robinson for a loss of 5 yards in the 1st quarter.

AT PITTSBURGH (12/15): 2 tackles (1 solo) and 1.0 sack.

- Sacked QB Aaron Rodgers on 3rd-and-6 for a loss of 7 yards, forcing Pittsburgh to punt with 2:21 remaining in the game.

VS. TAMPA BAY (12/28): 1 assisted tackle; 1 blocked field goal.

- Blocked a 55-yard field goal attempt with 27 seconds remaining in the 2nd quarter.

BEFORE THE NFL

COLLEGE (GEORGIA TECH):

- 4-year letterman (2021-24) and 2-year starter.

- Helped his team to back-to-back winning records (2023-24) for the first time since the 2011-14 seasons.

CAREER: Played in 47 games with 26 starts; 104 tackles (55 solo), 2.0 sacks, 9.0 tackles for loss, 7 passes defended and 1 fumble recovery; 4 blocked field goals.

SENIOR (2024): Started all 13 games; 23 tackles (12 solo), 1.0 sack, 3.5 tackles for loss and 3 passes defended; 2 blocked field goals.

- All-ACC honorable mention.

JUNIOR (2023): Started all 13 games; 40 tackles (18 solo), 1.0 sack, 4.0 tackles for loss, 3 passes defended and 1 fumble recovery; 1 blocked field goal.

SOPHOMORE (2022): Played in all 12 games; 32 tackles (19 solo), 1.0 tackle for loss and 1 pass defended; 1 blocked field goal.

TRUE FRESHMAN (2021): Played in 9 games; 9 tackles (6 solo).

HIGH SCHOOL (WEST ROWAN HS - SALISBURY, N.C.)

- Played offensive and defensive line.
- Also competed in basketball and track and field.

SENIOR (2020):

- Helped team to 4-1 conference record after season was delayed due to COVID-19 pandemic.

JUNIOR (2019):

- All-county and all-conference selection.

SOPHOMORE (2018): 85 tackles (50 solo), 2.5 sacks, 9.0 tackles for loss and 2 forced fumbles.

OFF THE FIELD

PERSONAL:

- **MAJOR:** Business administration with a concentration in supply chain.

ZEEK BIGGERS' NFL REGULAR SEASON DEFENSIVE STATISTICS

		TACKLES										INTERCEPTIONS					O. FUMB				ST				MISC		
DATE	TEAM	GP	GS	TK	S	A	TFL	YDS	SK	YDS	QBH	NO	YDS	LG	TD	PD	FF	FR	TD	YDS	TK	S	A	FF	FR	S	A
2025	Miami	8	0	18	5	13	1	7	1.5	9.5	4	0	0	0	0	0	0	0	0	0	0	0	0	0	0	0	0
NFL TOTALS		8	0	18	5	13	1	7	1.5	9.5	4	0	0	0	0	0	0	0	0	0	0	0	0	0	0	0	0

SINGLE-GAME HIGHS: DEFENSIVE

Total Tackles 7 vs. Washington, Nov 16, 2025
Solo Tackles 3 vs. Washington, Nov 16, 2025

Sacks
Tackles For Loss

1.0 at Pittsburgh, Dec 15, 2025
1 at Pittsburgh, Dec 15, 2025



27 ETHAN BONNER

CORNERBACK // 6'1" // 190 // STANFORD '23

ACQUIRED: FA, '23

HOMETOWN: THE WOODLANDS, TEXAS // BORN: 10/23/99

NFL SEASON: SECOND SEASON // DOLPHINS SEASON: SECOND SEASON

NFL CAREER

TRANSACTIONS:

- Signed to a reserve/future contract with Miami on Jan. 15, 2024.
- Signed by Miami as an undrafted college free agent on May 12, 2023.

CAREER HIGHLIGHTS:

- Played in 20 career games.
- 9 tackles (5 solo), 1 interception and 3 passes defended.
- 8 special teams tackles (3 solo) and 1 special teams fumble recovery.
- Played in 1 postseason game.

2025 (MIAMI):

- Played in 13 games.
- Inactive for 3 games.
- 7 tackles (4 solo), 1 interception and 2 passes defended.
- 8 special teams tackles (3 solo) and 1 special teams fumble recovery.

VS. L.A. CHARGERS (10/12): 1 solo tackle.

AT CLEVELAND (10/19): 2 tackles (1 solo) and 1 pass defended; 1 solo special teams tackle.

AT ATLANTA (10/26): 3 assisted special teams tackles.

VS. WASHINGTON IN MADRID (11/16): 2 special teams tackles (1 solo) and 1 special teams fumble recovery.

- Recovered a fumble on a muffed punt by Commanders CB Mike Sainstil, giving Miami the ball at the Washington 42-yard line with 4:21 remaining in the game.

AT N.Y. JETS (12/7): 3 tackles (2 solo), 1 interception and 1 pass defended.

- Intercepted QB Brady Cook in the end zone on New York's final possession with 1:19 remaining in the game.
- It was his 1st career interception.

2024 (MIAMI):

- Played in 5 games.
- Inactive for 12 games.
- 1 solo tackle.

AT CLEVELAND (12/29): 1 solo tackle.

2023 (MIAMI):

- Played in 2 games.
- Inactive for 1 game.
- Spent 14 games on Miami's practice squad.
- 1 assisted tackle and 1 pass defended.

VS. N.Y. JETS (12/17): 1 assisted tackle and 1 pass defended.

- Made his NFL debut.

POSTSEASON:

AFC WILD CARD AT KANSAS CITY (1/13): 2 solo tackles and 1 forced fumble.

- Forced RB Clyde Edwards-Helaire to fumble on 3rd-and-7 which was recovered by DT Da'Shawn Hand with 1:15 remaining in the 4th quarter.

BEFORE THE NFL

COLLEGE (STANFORD):

- 2-year starter (2021-22).

CAREER: Played in 21 games with 15 starts; 59 tackles (42 solo) and 5 passes defended.

SENIOR (2022): Started 10 games; 29 tackles (20 solo) and 5 passes defended.

JUNIOR (2021): Played in 5 games with 4 starts; 21 tackles (15 solo).

SOPHOMORE (2020): Played in 2 games with 1 start; 8 tackles (6 solo).

REDSHIRT FRESHMAN (2019): Did not play in any games.

- Redshirted in 2018; played in 4 games.

HIGH SCHOOL (THE WOODLANDS HS – THE WOODLANDS, TEXAS)

- Also participated in track and field on a state record-setting 4x200-meter relay team.

SENIOR (2017): 81 tackles, 5 interceptions, 9 passes defended and 2 forced fumbles

- 1st-team all-district.
- 1st-team all-county.

OFF THE FIELD

PERSONAL:

- **MAJOR:** Economics.



ETHAN BONNER'S NFL REGULAR SEASON DEFENSIVE STATISTICS

		TACKLES									INTERCEPTIONS				O. FUMB			ST				MISC					
DATE	TEAM	GP	GS	TK	S	A	TFL	YDS	SK	YDS	QBH	NO	YDS	LG	TD	PD	FF	FR	TD	YDS	TK	S	A	FF	FR	S	A
2023	Miami	2	0	1	0	1	0	0	0.0	0.0	0	0	0	0	0	1	0	0	0	0	0	0	0	0	0	0	0
2024	Miami	5	0	1	1	0	0	0	0.0	0.0	0	0	0	0	0	0	0	0	0	0	0	0	0	0	0	0	0
2025	Miami	13	0	7	4	3	1	1	0.0	0.0	0	1	0	0	0	2	0	0	0	0	8	3	5	0	1	0	0
NFL TOTALS		20	0	9	5	4	1	1	0.0	0.0	0	1	0	0	0	3	0	0	0	0	8	3	5	0	1	0	0

ETHAN BONNER'S NFL POSTSEASON DEFENSIVE STATISTICS

		TACKLES										INTERCEPTIONS					O. FUMB			ST				MISC			
DATE	TEAM	GP	GS	TK	S	A	TFL	YDS	SK	YDS	QBH	NO	YDS	LG	TD	PD	FF	FR	TD	YDS	TK	S	A	FF	FR	S	A
2023	Miami	1	0	2	2	0	0	0	0.0	0.0	0	0	0	0	0	0	0	1	0	0	0	0	0	0	0	0	0
NFL TOTALS		1	0	2	2	0	0	0	0.0	0.0	0	0	0	0	0	0	0	1	0	0	0	0	0	0	0	0	0

SINGLE-GAME HIGHS: DEFENSIVE

Total Tackles
Solo Tackles
Passes Defensed
Tackles For Loss

3 at N.Y. Jets, Dec 07, 2025
2 at N.Y. Jets, Dec 07, 2025
1 at N.Y. Jets, Dec 07, 2025
...2 more at 1.
1 at Cleveland, Oct 19, 2025

Interceptions
Special Teams Tackles
Special Teams Fumble Recoveries

1 at N.Y. Jets, Dec 07, 2025
3 at Atlanta, Oct 26, 2025
1 vs. Washington, Nov 16, 2025



79 LARRY BOROM

OFFENSIVE LINEMAN // 6'5" // 325 // MISSOURI '21

ACQUIRED: UFA, '25 (CHI)

HOMETOWN: DETROIT, MICH. // BORN: 03/30/99

NFL SEASON: FIFTH SEASON // DOLPHINS SEASON: FIRST SEASON

NFL CAREER

TRANSACTIONS:

- Signed by Miami as an unrestricted free agent from Chicago on March 13, 2025.
- 5th-round pick (151st overall) by Chicago in the 2021 NFL Draft.

CAREER HIGHLIGHTS:

- Played in 62 career games with 37 starts – 10 at left tackle, 1 at left guard, 1 at right guard and 25 at right tackle.
- 1 miscellaneous tackle.
- 1 miscellaneous fumble recovery.

2025 (MIAMI):

- Played in 15 games with 10 starts at right tackle.
- Inactive for 1 game.
- 1 miscellaneous fumble recovery.

AT INDIANAPOLIS (9/7):

 Played 10 snaps at right tackle.

- Made his Dolphins debut.

VS. N.Y. JETS (9/29):

 Started at right tackle.

- Helped the Dolphins total 300 yards of offense including 123 rushing yards, while not allowing QB Tua Tagovailoa to get sacked.

AT ATLANTA (10/26):

 Started at right tackle.

- Helped the offense total 338 yards, including 141 rushing yards, and 34 points.

VS. BUFFALO (11/9):

 Started at right tackle.

- Helped Miami total 30 points and 370 yards of offense including 197 rushing, while not allowing QB Tua Tagovailoa to get sacked.

2024 (CHICAGO):

- Played in 8 games with 4 starts at left tackle.
- Dressed but did not play in 1 game.
- Inactive for 1 game.
- Missed the first 7 games of the season after being placed on injured reserve on Aug. 27 and activated on Nov. 2.
- 1 miscellaneous tackle.

2023 (CHICAGO):

- Played in 16 games with 6 starts at left tackle.
- Dressed but did not play in 1 game.
- 1 miscellaneous tackle.

VS. DENVER (10/1):

 Started at left tackle.

- Helped the Bears total 28 points and a season-high 471 yards of offense.

AT WASHINGTON (10/5):

 Started at left tackle.

- Helped the Bears total 40 points and 451 yards of offense, including 178 rushing yards.

2022 (CHICAGO):

- Played in 13 games with 9 starts – 1 at left guard, 1 at right guard and 7 at right tackle.
- Dressed but did not play in 1 game.
- Inactive for 3 games.

VS. HOUSTON (9/25):

 Started at right tackle.

- Helped the Bears rush for 281 yards, the team's highest total since rushing Sept. 30, 1984 vs. Dallas (283).

AT NEW ENGLAND (10/24):

 Started at right tackle.

- Helped Chicago record a season-high 33 points and total 390 yards of offense with 243 rushing yards.

2021 (CHICAGO):

- Played in 10 games with 8 starts at right tackle.
- Missed 6 games after being placed on injured reserve on Sept. 18 and activated on Oct. 30.
- Missed 1 game on the Reserve/COVID-19 list.

AT L.A. RAMS (9/12):

 Played 15 snaps at left tackle.

- Made his NFL debut.

AT SAN FRANCISCO (10/31):

 Started at right tackle.

- Helped Chicago rush for 176 yards.
- Made his 1st NFL start.

AT PITTSBURGH (11/8):

 Started at left tackle.

- Helped the Bears total 27 points and 414 yards of total offense.

BEFORE THE NFL

COLLEGE (MISSOURI):

- 3-year letterman (2018-20) and 2-year starter.

CAREER:

 Played in 33 games with 19 starts.

REDSHIRT JUNIOR (2020):

 Started 8 games at right tackle.

- Led an offensive line that helped Missouri rush for 135.2 yards per game and 21 TDs.

REDSHIRT SOPHOMORE (2019):

 Played in all 12 games with 11 starts.

- Started games at left tackle, left guard and right tackle.

REDSHIRT FRESHMAN (2018):

 Played in all 13 games.

- Redshirted in 2017.

HIGH SCHOOL (BROTHER RICE HS – DETROIT, MICH.)

- Played football and basketball.
- Primarily played right guard in high school.
- Played football for the first time during his freshman year.




OFF THE FIELD

PERSONAL:

- **PRONUNCIATION:** BOAR-uhm.
- **MAJOR:** Sports management.

LARRY BORDM'S NFL REGULAR SEASON STATISTICS

DATE	TEAM	GP	GS
2021	Chicago	10	8
2022	Chicago	13	9
2023	Chicago	16	6
2024	Chicago	8	4
2025	Miami	15	10
NFL TOTALS		62	37



55 AARON BREWER

OFFENSIVE LINEMAN // 6'1" // 295 // TEXAS STATE '20

ACQUIRED: UFA, '24 (TEN.)

HOMETOWN: DALLAS, TEXAS // BORN: 10/28/97

NFL SEASON: SIXTH SEASON // DOLPHINS SEASON: SECOND SEASON



NFL CAREER

TRANSACTIONS:

- Signed by Miami as an unrestricted free agent from Tennessee on March 15, 2024.
- Signed by Tennessee as an undrafted college free agent on May 7, 2020.

CAREER HIGHLIGHTS:

- Played in 90 career games with 72 starts – 51 at center, 18 at left guard and 3 at right guard.
- 2 miscellaneous tackles.
- 2 miscellaneous fumble recoveries.
- Played in 1 postseason game with Tennessee.
- Serves as a team captain in 2025.

2025 (MIAMI):

- Started 15 games at center.
- Inactive for 1 game.
- Serves as a team captain.

AT INDIANAPOLIS (9/7): Started at center.

VS. N.Y. JETS (9/29): Started at center.

- Helped the Dolphins total 300 yards of offense including 123 rushing yards, while not allowing QB Tua Tagovailoa to get sacked.

AT ATLANTA (10/26): Started at center.

- Helped the offense total 338 yards, including 141 rushing yards, and 34 points.

VS. BUFFALO (11/9): Started at center.

- Helped Miami total 30 points and 370 yards of offense including 197 rushing, while not allowing QB Tua Tagovailoa to get sacked.

AT N.Y. JETS (12/7): Started at center.

- Helped the offense total 34 points and 239 rushing yards, marking the 4th-straight game of 150+ rushing yards.

2024 (MIAMI):

- Started all 17 games at center.
- 1 miscellaneous fumble recovery.

AT BUFFALO (11/3): Started at center.

- Helped the Dolphins total 149 rushing yards, marking the 4th consecutive game of 140+ rushing yards.

VS. LAS VEGAS (11/18): Started at center.

- Helped the offense total 353 yards and 34 points, scoring on six of seven possessions in the win.

VS. N.Y. JETS (12/8): Started at center.

- Helped the offense total 375 yards and 32 points while not surrendering a sack or quarterback hit.

VS. SAN FRANCISCO (12/22): Started at center.

- Helped the Dolphins total 381 yards of offense including 166 rushing yards, while not allowing QB Tua Tagovailoa to get sacked.

2023 (TENNESSEE):

- Started all 17 games at center.
- 1 miscellaneous tackle.

VS. CINCINNATI (10/1): Started at center.

- Helped the Titans offense total 400 yards, including 173 on the ground.

VS. JACKSONVILLE (1/7): Started at center.

- Blocked for an offense that rushed for 175 yards and found the end zone 4 times.

2022 (TENNESSEE):

- Started all 17 games – 15 at left guard and 2 at center.
- 1 miscellaneous tackle.

AT HOUSTON (10/30): Started at left guard.

- Opened holes for Titans ball carriers to gain 314 rushing yards, the second-highest total in franchise history.

AT GREEN BAY (11/17): Started at center.

- Blocked for an offense that gained 408 total yards and scored 4 touchdowns.
- Made first career start at center.

VS. HOUSTON (12/24): Started at left guard.

- Paved the way for RB Derrick Henry to rush for 126 yards and a touchdown.
- 1 miscellaneous tackle.

2021 (TENNESSEE):

- Played in 12 games with 5 starts – 3 at right guard and 2 at left guard.
- Missed 4 games after being placed on injured reserve on Oct. 8 and activated on Nov. 6.
- 1 miscellaneous fumble recovery.

AT NEW ENGLAND (11/28): Started at right guard.

- Helped the offense tally 270 yards on the ground.

AT PITTSBURGH (12/19): Started at left guard.

- Blocked for an offense that ran for 201 yards.

POSTSEASON:

AFC DIVISIONAL VS. CINCINNATI (1/22): Played but did not record any stats.

2020 (TENNESSEE):

- Played in 12 games with 1 start at left guard.

AT DENVER (9/14): Played but did not record any stats.

- Made his NFL debut.

AT BALTIMORE (11/22): Started at left guard.



- Helped the offense total 423 yards and 30 points in the win.
- Made his 1st NFL start.

BEFORE THE NFL

COLLEGE (TEXAS STATE):

- 4-year starter (2016-19).
- 1 reception for 7 yards (7.0 avg.).
- Started 47 consecutive games on the offensive line.

CAREER: Played in 48 games with 47 starts – 15 at center, 12 at right tackle, 8 at left tackle, 7 at left guard and 5 at right guard.

SENIOR (2019): Started all 12 games at right tackle.

- 2nd-team All-Sun Belt.

JUNIOR (2018): Started all 12 games – 6 at center and 6 at left tackle.

- All-Sun Belt Honorable Mention.

SOPHOMORE (2017): Started all 12 games – 5 at center, 5 at right guard and 2 at left tackle; 1 reception for 7 yards (7.0 avg.).

- 2nd-team All-Sun Belt.

TRUE FRESHMAN (2016): Played in 12 games, starting 11 of them – 7 at left guard and 4 at center.

- All-Sun Belt Honorable Mention.

HIGH SCHOOL (SKYLINE HS – DALLAS, TEXAS)

- Also competed in basketball, wrestling and track and field.

SENIOR (2015):

- 1st-team all-district.

OFF THE FIELD

COMMUNITY: 2024:

- Joined team initiatives around Thanksgiving and the holidays, providing meals and interacting with local South Florida community members in need.

PERSONAL:

- **PRONUNCIATION:** First name is pronounced AY-rin.
- **MAJOR:** General Studies.

AARON BREWER'S NFL REGULAR SEASON STATISTICS

DATE	TEAM	GP	GS
2020	Tennessee	12	1
2021	Tennessee	12	5
2022	Tennessee	17	17
2023	Tennessee	17	17
2024	Miami	17	17
2025	Miami	15	15
NFL TOTALS		90	72

AARON BREWER'S NFL POSTSEASON STATISTICS

DATE	TEAM	GP	GS
2020	Tennessee	0	0
2021	Tennessee	1	0
NFL TOTALS		1	0



3 K.J. BRITT

LINEBACKER // 6'0" // 240 // AUBURN '21

ACQUIRED: UFA, '25 (TB)

HOMETOWN: OXFORD, ALA. // BORN: 06/04/99

NFL SEASON: FIFTH SEASON // DOLPHINS SEASON: FIRST SEASON

NFL CAREER

TRANSACTIONS:

- Signed by Miami as an unrestricted free agent from Tampa Bay on March 17, 2025.
- 5th-round pick (176th overall) by Tampa Bay in the 2021 NFL Draft.

CAREER HIGHLIGHTS:

- Played in 75 career games with 16 starts.
- 125 tackles (62 solo), 0.5 sack and 3 passes defended.
- 31 special teams tackles (18 solo).
- Appeared in 6 postseason games with 2 starts.

2025 (MIAMI):

- Played in 16 games with 1 start.
- 20 tackles (6 solo).
- 10 special teams tackles (6 solo).

VS. N.Y. JETS (9/29): 2 solo special teams tackles.

AT CAROLINA (10/5): 3 assisted tackles.

VS. L.A. CHARGERS (10/12): 13 tackles (6 solo).

AT N.Y. JETS (12/7): 2 assisted tackles; 3 special teams tackles (1 solo).

2024 (TAMPA BAY):

- Played in 14 games with 11 starts.
- Inactive for 3 games.
- 72 tackles (40 solo), 0.5 sack and 1 pass defended.

AT NEW ORLEANS (10/13): 3 tackles and 0.5 sack.

- Split a sack of QB Spencer Rattler with LB Chris Braswell for a loss of 9 yards in the 3rd quarter.
- It was the 1st half-sack of his career.

VS. ATLANTA (10/27): 10 tackles (3 solo).

AT KANSAS CITY (11/4): 9 tackles (6 solo) and 1 pass defended.

POSTSEASON:

NFC WILD CARD VS. WASHINGTON (1/12): 5 tackles (3 solo).

2023 (TAMPA BAY):

- Played in 16 games with 4 starts.
- Inactive for 1 game.
- 19 tackles (9 solo) and 1 pass defended.
- 10 special teams tackles (7 solo).

VS. DETROIT (10/15): 3 solo special teams tackles.

VS. CAROLINA (12/3): 2 tackles.

- Made his 1st NFL start.

AT ATLANTA (12/10): 8 tackles (4 solo) and 1 pass defended.

POSTSEASON:

NFC WILD CARD VS. PHILADELPHIA (1/15): 3 tackles and 1 pass defended.

NFC DIVISIONAL AT DETROIT (1/21): 12 tackles (7 solo).

2022 (TAMPA BAY):

- Played in 12 games.
- Missed 5 games after being placed on injured reserve on Oct. 25 and activated on Dec. 10.
- 7 tackles (2 solo).
- 6 special teams tackles (3 solo).

AT DALLAS (9/11): 2 solo special teams tackles.

AT ATLANTA (1/8): 7 tackles (2 solo).

POSTSEASON:

NFC WILD CARD VS. DALLAS (1/16): 1 assisted tackle.

2021 (TAMPA BAY):

- Played in all 17 games.
- 7 tackles (5 solo).
- 5 special teams tackles (2 solo).

VS. DALLAS (9/9): Played but did not record any stats.

- Made his NFL debut.

VS. CHICAGO (10/24): 2 solo tackles.

- Recorded his 1st defensive tackle.

VS. CAROLINA (1/9): 3 tackles (2 solo) and 1 pass defended; 1 special teams tackle.

POSTSEASON:

NFC WILD CARD VS. PHILADELPHIA (1/16): 1 solo special teams tackle.

NFC DIVISIONAL VS. L.A. RAMS (1/23): Played but did not record any stats.

BEFORE THE NFL

COLLEGE (AUBURN):

- 4-year letterman (2017-20) and 2-year starter.

CAREER: Played in 42 games with 14 starts; 119 tackles (64 solo), 2.5 sacks, 13 tackles for loss, 2 passes defended and 1 forced fumble.

SENIOR (2020): Started in 2 games; 23 tackles (9 solo) and 1 tackle for loss.

- Missed the rest of the season after suffering a hand injury.
- Served as team captain.

JUNIOR (2019): Played in all 13 games with 12 starts; 69 tackles (37 solo), 2.5 sacks, 10 tackles for loss, 1 pass defended and 1 forced fumble.



- 1st-team All-SEC.

SOPHOMORE (2018): Played in all 13 games; 23 tackles (15 solo), 2 tackles for loss and 1 pass defended.

TRUE FRESHMAN (2017): Played in all 14 games; 4 tackles (3 solo).

HIGH SCHOOL (OXFORD HS – OXFORD, ALA.)

- Also competed in track and field as a thrower.

SENIOR (2016): 124 tackles, 5.0 sacks, 17 tackles for loss, and an interception.

- Helped team to 10-1 record and regional title.
- 1st-team all-state.

OFF THE FIELD

PERSONAL:

- **MAJOR:** Business

K.J. BRITT'S NFL REGULAR SEASON DEFENSIVE STATISTICS

DATE	TEAM	GP	GS	TK	S	TACKLES					QBH	INTERCEPTIONS					O. FUMB			TK	ST		FF		MISC	
						A	TFL	YDS	SK	NO		YDS	LG	TD	PD	FF	FR	TD	YDS		S	A	FF	FR		S
2021	Tampa Bay	17	0	7	5	2	1	5	0.0	0.0	1	0	0	0	0	1	0	0	0	0	5	2	3	0	0	0
2022	Tampa Bay	12	0	7	2	5	0	0	0.0	0.0	0	0	0	0	0	0	0	0	0	6	3	3	0	0	0	
2023	Tampa Bay	16	4	19	9	10	1	1	0.0	0.0	0	0	0	0	0	1	0	0	0	10	7	3	0	0	0	
2024	Tampa Bay	14	11	72	40	32	2	2	0.5	4.5	1	0	0	0	1	0	0	0	0	0	0	0	0	0	0	
2025	Miami	16	1	20	6	14	0	0	0.0	0.0	1	0	0	0	0	0	0	0	0	10	6	4	0	0	0	
NFL TOTALS		75	16	125	62	63	4	8	0.5	4.5	3	0	0	0	0	3	0	0	0	31	18	13	0	0	0	


K.J. BRITT'S NFL POSTSEASON DEFENSIVE STATISTICS

DATE	TEAM	GP	GS	TK	S	TACKLES					YDS	QBH	INTERCEPTIONS					O. FUMB			TK	ST		FF		MISC	
						A	TFL	YDS	SK	NO			YDS	LG	TD	PD	FF	FR	TD	YDS		S	A	FF	FR		
2021	Tampa Bay	2	0	0	0	0	0	0	0.0	0.0	0	0	0	0	0	0	0	0	0	0	1	1	0	0	0	0	0
2022	Tampa Bay	1	0	1	0	1	0	0	0.0	0.0	0	0	0	0	0	0	0	0	0	0	0	0	0	0	0	0	0
2023	Tampa Bay	2	2	15	7	8	1	0	0.0	0.0	0	0	0	0	0	0	1	0	0	0	0	0	0	0	0	0	0
2024	Tampa Bay	1	0	5	3	2	0	0	0.0	0.0	0	0	0	0	0	0	0	0	0	0	0	0	0	0	0	0	0
NFL TOTALS		6	2	21	10	11	1	0	0.0	0.0	0	0	0	0	0	0	1	0	0	0	0	1	1	0	0	0	0

SINGLE-GAME HIGHS: DEFENSIVE

Total Tackles 13 vs. L.A. Chargers, Oct 12, 2025
Solo Tackles 6 vs. L.A. Chargers, Oct 12, 2025
...1 more at 6.
Sacks 0.5 at New Orleans, Oct 13, 2024

Passes Defensed 1 at Kansas City, Nov 04, 2024
...2 more at 1.
Tackles For Loss 2 vs. New Orleans, Jan 05, 2025
Special Teams Tackles 3 vs. Detroit, Oct 15, 2023



20 JORDYN BROOKS

LINEBACKER // 6'0" // 240 // TEXAS TECH '20

ACQUIRED: UFA, '24 (SEA)

HOMETOWN: HOUSTON, TEXAS // BORN: 10/21/97

NFL SEASON: SIXTH SEASON // DOLPHINS SEASON: SECOND SEASON



NFL CAREER

TRANSACTIONS:

- Signed by Miami as an unrestricted free agent from Seattle on March 13, 2024.
- 1st-round pick (27th overall) by Seattle in the 2020 NFL Draft.

CAREER HONORS:

- AFC Defensive Player of the Week (vs. Washington, 11/16/25).
- AFC Defensive Player of the Week (at Atlanta, 10/26/25).

CAREER HIGHLIGHTS:

- Played in 96 career games with 88 starts.
- 829 tackles (489 solo), 13.0 sacks, 1 interception, 25 passes defended, 3 forced fumbles and 6 fumble recoveries; 1 interception returned for a TD.
- 1 solo special teams tackle.
- Started 1 postseason game with Seattle.
- His 174 tackles in 2025 are the most in Dolphins history since 2010:

MOST SINGLE-SEASON TACKLES BY A DOLPHIN (SINCE 2010)

PLAYER	YEAR	TOTAL	SOLO	ASST.
1. JORDYN BROOKS	2025	174	95	79
2. JORDYN BROOKS	2024	143	86	57
3. Reshad Jones	2015	135	106	29
4. Karlos Dansby	2012	134	101	33
5. Kiko Alonso	2018	125	79	46

- Serves as a team captain in 2025.

2025 (MIAMI):

- Started 16 games.
- 174 tackles (95 solo), 3.5 sacks, 3 passes defended, 1 forced fumble and 1 fumble recovery.
- Serves as a team captain.

AT INDIANAPOLIS (9/7): 14 tackles (5 solo).

VS. NEW ENGLAND (9/14): 8 tackles (4 solo) and 1.0 sack.

- Sacked QB Drake Maye for a loss of 11 yards on 3rd-and-7 in the 3rd quarter, forcing New England to punt.

VS. N.Y. JETS (9/29): 18 tackles (15 solo).

- His 15 solo tackles were the most by a Dolphins defender since at least 1999.

AT CAROLINA (10/5): 13 tackles (4 solo) and 0.5 sack.

- Split a sack of QB Bryce Young with DT Kenneth Grant on 3rd-and-2 to force Carolina to punt with 57 seconds remaining in the 3rd quarter.

VS. L.A. CHARGERS (10/12): 9 solo tackles and 1 fumble recovery.

- Recovered a TE Oronde Gadsden II fumble forced by CB Rasul Douglas, and returned it to the Chargers 49-yard line with 4:22 remaining in the 1st quarter.

AT ATLANTA (10/26): 10 tackles (7 solo) and 1.0 sack.

- Sacked QB Kirk Cousins for a loss of 5 yards on 2nd-and-3 with 5:32 remaining in the 2nd quarter.

VS. BUFFALO (11/9): 12 tackles (6 solo) and 1 forced fumble.

- Forced QB Josh Allen to fumble on 3rd-and-1 which was recovered by S Minkah Fitzpatrick at the Miami 38-yard line with 7:19 remaining in the game.

VS. WASHINGTON IN MADRID (11/16): 20 tackles (10 solo).

- His 20 tackles tied his career-high and were the most by a player in an international game in NFL history.

AT PITTSBURGH (12/15): 13 tackles (7 solo), 1.0 sack and 1 pass defended.

- Sacked QB Aaron Rodgers on 3rd-and-11 for a loss of 9, forcing Pittsburgh to punt to start the 2nd quarter.

HONORS:

- AFC Defensive Player of the Week (vs. Washington, 11/16).
- AFC Defensive Player of the Week (at Atlanta, 10/26).

2024 (MIAMI):

- Started all 17 games.
- 143 tackles (86 solo), 3.0 sacks, 6 passes defended and 2 fumble recoveries.

VS. TENNESSEE (9/30): 13 tackles (9 solo), 1.0 sack and 1 pass defended.

- Sacked QB Mason Rudolph for a loss on 8 yards on 3rd-and-5, forcing Tennessee to punt with 11:53 remaining in the 3rd quarter.

VS. LAS VEGAS (11/17): 13 tackles (8 solo).

VS. NEW ENGLAND (11/24): 9 tackles (7 solo) and 1 fumble recovery.

- Recovered a QB Drake Maye fumble, which was forced by DT Zach Sieler, and returned it 1to the New England 25-yard line with 2:27 remaining in the 3rd quarter.

VS. N.Y. JETS (12/8): 9 tackles (4 solo), 1.0 sack and 1 pass defended.

- Sacked QB Aaron Rodgers for a loss of 5 yards on 3rd-and-4, forcing the Jets to settle for a field goal with 1:52 remaining in the 3rd quarter.

AT HOUSTON (12/15): 8 tackles (6 solo) and 1 fumble recovery.

- Recovered a QB C.J. Stroud fumble and returned it 11 yards to the Houston 38-yard line with 53 seconds remaining in the 2nd quarter.

VS. SAN FRANCISCO (12/22): 7 tackles (4 solo) and 1.0 sack.

- Sacked QB Brock Purdy for a loss of 6 yards on 2nd-and-17 in the 1st quarter.



2023 (SEATTLE):

- Started 16 games.
- Inactive for 1 game.
- 111 tackles (62 solo), 4.5 sacks, 1 interception, 4 passes defended, 1 forced fumble and 1 fumble recovery; 1 interception returned for a TD.

AT N.Y. GIANTS (10/2): 10 tackles (4 solo), 2.0 sacks and 1 fumble recovery.

- Sacked QB Daniel Jones for a loss of 1 yard in the 1st quarter.
- Recovered a QB Daniel Jones fumble that was forced by DE Mario Edwards Jr.
- Sacked QB Daniel Jones on 2nd-and-7 in the 3rd quarter.

VS. CLEVELAND (10/29): 10 tackles (4 solo), 1.0 sack and 1 forced fumble.

- Strip-sacked QB P.J. Walker for a loss of 9 yards that was recovered by Seattle and led to a Seahawks TD.

VS. SAN FRANCISCO (11/23): 12 tackles (7 solo), 1 interception and 1 pass defended; 1 interception returned for a TD.

- Intercepted QB Brock Purdy and returned it 12 yards for a TD.
- It was his 1st career interception.

2022 (SEATTLE):

- Started 16 games.
- Missed the rest of the season after being placed on injured reserve on Jan. 3.
- 161 tackles (103 solo), 1.0 sack, 5 passes defended, 1 forced fumble and 1 fumble recovery.

AT TAMPA BAY (11/13): 16 tackles (11 solo) and 1 pass defended.

VS. LAS VEGAS (11/27): 16 tackles (7 solo) and 1 pass defended.

AT L.A. RAMS (12/4): 9 tackles (6 solo) and 1.0 sack.

- Sacked QB John Wolford for a loss of 10 yards on 3rd-and-6 to force the Rams to punt.

2021 (SEATTLE):

- Started all 17 games.
- 183 tackles (108 solo), 1.0 sack, 5 passes defended and 1 fumble recovery.
- 1 solo special teams tackle.

AT SAN FRANCISCO (10/3): 7 tackles (4 solo), 1.0 sack and 1 pass defended.

- Sacked QB Jimmy Garoppolo for a loss of 7 yards on 2nd-and-8 in the 2nd quarter.
- It was his 1st career sack.

AT GREEN BAY (11/14): 12 tackles (8 solo); 1 solo special teams tackle.

AT ARIZONA (1/9): 20 tackles (15 solo).

2020 (SEATTLE):

- Played in 14 games with 6 starts.
- Inactive for 2 games.
- 57 tackles (35 solo) and 2 passes defended.

AT ARIZONA (10/25): 7 tackles (3 solo).

- Made his 1st NFL start.

AT L.A. RAMS (11/15): 6 tackles (4 solo) and 1 pass defended.

VS. N.Y. GIANTS (12/6): 11 tackles (5 solo).

POSTSEASON:

NFC WILD CARD VS. L.A. RAMS (1/9): 8 tackles (5 solo).

BEFORE THE NFL

COLLEGE (TEXAS TECH):

- 4-year starter (2016-19).

CAREER: Played in 47 games with 45 starts; 367 tackles (220 solo), 7.0 sacks, 2 interceptions, 9 passes defended, 2 forced fumbles and 3 fumble recoveries.

SENIOR (2019): Started 11 games; 108 tackles (66 solo), 3.0 sacks, 1 forced fumble and 2 fumble recoveries.

- 1st-team All-Big 12.
- 2nd-team All-American.
- Led the team in tackles (108).
- Served as team captain.
- 1st Texas Tech All-American linebacker and Butkus Award finalist since Zach Thomas (1995).

JUNIOR (2018): Started all 12 games; 84 tackles (43 solo), 3.0 sacks, 1 interception and 2 passes defended.

- All-Big 12 Honorable Mention.
- Led the team in tackles (84).

SOPHOMORE (2017): Played in 12 games with 11 starts; 89 tackles (50 solo), 1 interception, 3 passes defended and 1 fumble recovery.

- All-Big 12 Honorable Mention.

TRUE FRESHMAN (2016): Played in all 12 games with 11 starts; 86 tackles (61 solo), 1.0 sack, 4 passes defended and 1 forced fumble.

- All-Big 12 Honorable Mention.
- Led the team in tackles (86).

HIGH SCHOOL (STRATFORD HS – HOUSTON, TEXAS)

SENIOR (2015): 63 tackles, 1.0 sack and 4 passes defended.

- 1st-team all-district.

JUNIOR (2014): 44 tackles and 3 passes defended.

- 1st-team all-district.

OFF THE FIELD

COMMUNITY: 2024:

- Joined team initiatives around Thanksgiving and the holidays, providing meals and interacting with local South Florida community members in need.

PERSONAL:

- **MAJOR:** University studies.



JORDYN BROOKS' NFL REGULAR SEASON DEFENSIVE STATISTICS

DATE	TEAM	TACKLES										INTERCEPTIONS					O. FUMB				ST				MISC	
		GP	GS	TK	S	A	TFL	YDS	SK	YDS	QBH	NO	YDS	LG	TD	PD	FF	FR	TD	YDS	TK	S	A	FF	FR	S
2020	Seattle	14	6	57	35	22	2	1	0.0	0.0	0	0	0	0	2	0	0	0	0	0	0	0	0	0	0	0
2021	Seattle	17	17	183	108	75	10	27	1.0	7.0	3	0	0	0	0	5	0	1	0	5	1	1	0	0	0	0
2022	Seattle	16	16	161	103	58	3	15	1.0	10.0	3	0	0	0	0	5	1	1	0	3	0	0	0	0	0	0
2023	Seattle	16	16	111	62	49	8	16	4.5	19.0	5	1	12	12t	1	4	1	1	0	8	0	0	0	0	0	0
2024	Miami	17	17	143	86	57	11	53	3.0	19.0	6	0	0	0	0	6	0	2	0	23	0	0	0	0	0	0
2025	Miami	16	16	174	95	79	13	43	3.5	25.0	4	0	0	0	0	3	1	1	0	2	0	0	0	0	0	0
NFL TOTALS		96	88	829	489	340	47	155	13.0	80.0	21	1	12	12t	1	25	3	6	0	41	1	1	0	0	0	0

JORDYN BROOKS' NFL POSTSEASON DEFENSIVE STATISTICS

DATE	TEAM	GP	GS	TACKLES								INTERCEPTIONS					O. FUMB			ST			MISC		
				TK	S	A	TFL	YDS	SK	YDS	QBH	NO	YDS	LG	TD	PD	FF	FR	TD	YDS	TK	S	A	FF	FR
2020	Seattle	1	1	8	5	3	0	0	0.0	0.0	0	0	0	0	0	0	0	0	0	0	0	0	0	0	0
2022	Seattle	0	0	0	0	0	0	0	0.0	0.0	0	0	0	0	0	0	0	0	0	0	0	0	0	0	0
NFL TOTALS		1	1	8	5	3	0	0	0.0	0.0	0	0	0	0	0	0	0	0	0	0	0	0	0	0	0

SINGLE-GAME HIGHS: DEFENSIVE

Total Tackles

20 vs. Washington, Nov 16, 2025
...1 more at 20.

Solo Tackles

15 vs. N.Y. Jets, Sep 29, 2025
...1 more at 15.

Sacks

2.0 at N.Y. Giants, Oct 02, 2023

Passes Defensed

2 vs. Chicago, Dec 26, 2021

Forced Fumbles

1 vs. Buffalo, Nov 09, 2025

...2 more at 1.

Fumble Recoveries

1 vs. L.A. Chargers, Oct 12, 2025

...5 more at 1.

Tackles For Loss

3 at Atlanta, Oct 26, 2025

...1 more at 3.

Interceptions

1 vs. San Francisco, Nov 23, 2023

Interception Return Yards

12 vs. San Francisco, Nov 23, 2023

Special Teams Tackles

1 at Green Bay, Nov 14, 2021

Longest Opp Fumble Return

12 vs. New England, Nov 24, 2024



64 DANIEL BRUNSKILL

OFFENSIVE LINEMAN // 6'5" // 300 // SAN DIEGO STATE '17

ACQUIRED: FA, '25

HOMETOWN: VALLEY CENTER, CALIF. // BORN: 01/27/94

NFL SEASON: SEVENTH SEASON // DOLPHINS SEASON: FIRST SEASON

NFL CAREER

TRANSACTIONS:

- Signed by Miami on July 22, 2025.
- Signed by Tennessee as an unrestricted free agent from San Francisco on March 20, 2023.
- Signed by San Francisco on April 12, 2019.
- Signed to Atlanta's practice squad on Sept. 1, 2018.
- Waived by Atlanta on Aug. 31, 2018.
- Signed to a future/reserve contract by Atlanta on Jan. 15, 2018.
- Signed to Atlanta's practice squad on Sept. 3, 2017.
- Waived by Atlanta on Sept. 2, 2017.
- Signed by Atlanta as an undrafted college free agent on May 1, 2017.

CAREER HIGHLIGHTS:

- Played in 107 career games with 71 starts – 1 at left tackle, 1 at left guard, 16 at center, 44 at right guard, 4 at right tackle and 5 at tight end.

2025 (MIAMI):

- Played in 15 games with 5 starts at tight end.
- Dressed but did not play in 1 game.

AT BUFFALO (9/18): Played 25 snaps at right guard.

AT ATLANTA (10/26): Started at tight end.

- Helped the offense total 338 yards, including 141 rushing yards, and 34 points.

VS. BUFFALO (11/9): Started at tight end.

- Helped Miami total 30 points and 370 yards of offense including 197 rushing, while not allowing QB Tua Tagovailoa to get sacked.

AT N.Y. JETS (12/7): Played 19 snaps at tight end.

- Helped the offense total 34 points and 239 rushing yards, marking the 4th-straight game of 150+ rushing yards.

2024 (TENNESSEE):

- Played in 17 games with 10 starts – 8 at center and 2 at right guard.

AT HOUSTON (11/24): Started at center.

- Helped the Titans total 369 yards of offense, including 132 rushing yards.

2023 (TENNESSEE):

- Started in 14 games at right guard.
- Inactive for 3 games.

AT CINCINNATI (10/1): Started at right guard.

- Helped the Titans total 400 yards of offense, including 173 rushing yards.

VS. ATLANTA (10/29): Started at right guard.

- Helped the Titans total 375 yards of offense and blocked for RB Derrick Henry who recorded 101

rushing yards and 2 TDs.

2022 (SAN FRANCISCO):

- Played in 14 games with 2 starts – 1 at left guard and 1 at right guard.
- Inactive for 3 games.

VS. MIAMI (12/4): Started at right guard.

- Helped the 49ers rush for 121 yards.

VS. ARIZONA (1/8): Started at left guard.

- Helped the 49ers total 162 rushing yards and blocked for an offensive line that did not allow a sack.

POSTSEASON:

NFC WILD CARD VS. SEATTLE (1/14): Played 33 snaps on the offensive line.

NFC DIVISIONAL VS. DALLAS (1/22): Played 34 snaps on the offensive line.

NFC CHAMPIONSHIP AT PHILADELPHIA (1/29): Played 24 snaps on the offensive line.

2021 (SAN FRANCISCO):

- Started all 17 games at right guard.

AT ATLANTA (12/19): Started at right guard.

- Helped the offense total 162 rushing yards while not allowing a sack.

POSTSEASON:

NFC WILD CARD AT DALLAS (1/16): Started at right guard.

- Was part of an offensive line that did not allow a sack and blocked for 169 rushing yards.

NFC DIVISIONAL AT GREEN BAY (1/22): Started at right guard.

NFC CHAMPIONSHIP AT L.A. RAMS (1/30): Started at right guard.

- Was part of an offensive line that did not allow a sack.

2020 (SAN FRANCISCO):

- Started all 16 games – 8 at center and 8 at right guard.

VS. L.A. RAMS (10/18): Started at right guard.

- Helped the offense total 122 rushing yards while not allowing a sack.

VS. BUFFALO (12/7): Started at right guard.

- Protected QB Nick Mullens who threw for 316 yards as the team did not allow a sack.

2019 (SAN FRANCISCO):

- Played in 14 games with 7 starts – 1 at left tackle, 2 at right guard and 4 at right tackle.
- Inactive for 2 games.



VS. PITTSBURGH (9/22): Played but did not record any stats.

- Made his NFL debut.

VS. CAROLINA (10/27): Started at right tackle.

- Helped the offense total 232 rushing yards and 5 TDs, the most rushing TDs in franchise single-game history since 1992.

POSTSEASON:

NFC DIVISIONAL VS. MINNESOTA (1/11): Played but did not record any stats.

NFC CHAMPIONSHIP VS. GREEN BAY (1/19): Played but did not record any stats.

SUPER BOWL LIV AT KANSAS CITY (2/2): Played but did not record any stats.

2018 (ATLANTA):

- Spent the entire season on Atlanta's practice squad.

2017 (ATLANTA):

- Spent the entire season on Atlanta's practice squad.

BEFORE THE NFL

COLLEGE (SAN DIEGO STATE):

- 4-year letterman (2013-16) and 2-year starter.
- Switched from tight end to offensive line prior to his senior season.

CAREER: Played in 54 games with 33 starts.

REDSHIRT SENIOR (2016): Started 14 games at right tackle.

- 2nd-team All-Mountain West.

REDSHIRT JUNIOR (2015): Started all 14 games at tight end; 10 receptions for 112 yards (11.2 avg.) and 2 TDs.

- Honorable mention All-Mountain West.

REDSHIRT SOPHOMORE (2014): Played in all 13 games with 4 starts at tight end; 5 receptions for 31 yards (6.2 avg.) and 1 TD.

REDSHIRT FRESHMAN (2013): Played in all 13 games.

- Redshirted in 2012.

HIGH SCHOOL (VALLEY CENTER HS – VALLEY CENTER, CALIF.)

- Played football, volleyball, lacrosse and was on the wrestling team.

SENIOR (2011): Played in all 13 games.

- Served as team captain.
- 1st-team all-county.
- 2nd-team all-state.

OFF THE FIELD

PERSONAL:

- **MAJOR:** Civil engineering.

DANIEL BRUNSKILL'S NFL REGULAR SEASON STATISTICS

DATE	TEAM	GP	GS
2017	Atlanta	0	0
2018	Atlanta	0	0
2019	San Francisco	14	7
2020	San Francisco	16	16
2021	San Francisco	17	17
2022	San Francisco	14	2
2023	Tennessee	14	14
2024	Tennessee	17	10
2025	Miami	15	5
NFL TOTALS		107	71

DANIEL BRUNSKILL'S NFL POSTSEASON STATISTICS

DATE	TEAM	GP	GS
2017	Atlanta	0	0
2019	San Francisco	3	0
2021	San Francisco	3	3
2022	San Francisco	3	0
NFL TOTALS		9	3



91 MATTHEW BUTLER

DEFENSIVE TACKLE // 6'3" // 305 // TENNESSEE '22

ACQUIRED: WFL, '25 (LV)

HOMETOWN: RALEIGH, N.C. // BORN: 06/10/99

NFL SEASON: THIRD SEASON // DOLPHINS SEASON: FIRST SEASON

NFL CAREERS

TRANSACTIONS:

- Awarded off waivers to Miami on May 13, 2025.
- Waived by Las Vegas on May 12, 2025.
- Signed to Las Vegas' active roster on Oct. 10, 2024.
- Signed to Las Vegas' practice squad Aug. 28, 2024.
- Waived by Las Vegas on Aug. 27, 2024.
- Signed to Las Vegas' active roster on Jan. 6, 2024.
- Signed to Las Vegas' practice squad on Aug. 30, 2023.
- Waived by Las Vegas on Aug. 29, 2023.
- 5th-round pick (175th overall) by Las Vegas in the 2022 NFL Draft.

CAREER HIGHLIGHTS:

- Played in 26 career games with 2 starts.
- 27 tackles (12 solo) and a 0.5 sack.

2025 (MIAMI):

- Played in 11 games with 1 start.
- Inactive for 5 games.
- 12 tackles (7 solo).

AT INDIANAPOLIS (9/7):

 2 solo tackles.

- Made his Dolphins debut.

VS. NEW ENGLAND (9/14):

 3 tackles (1 solo).

2024 (LAS VEGAS):

- Played in 7 games with 1 start.
- Inactive for 5 games.
- Spent 5 games on Las Vegas' practice squad.
- 9 tackles (4 solo).

VS. PITTSBURGH (10/13):

 4 tackles (1 solo).

AT CINCINNATI (11/3):

 3 tackles (2 solo).

2023 (LAS VEGAS):

- Played in 2 games.
- Spent 15 games on Las Vegas' practice squad.
- 1 assisted tackle.

VS. DENVER (1/7):

 1 assisted tackle.

2022 (LAS VEGAS):

- Played in 6 games.
- Inactive for 11 games.
- 5 tackles (1 solo) and a 0.5 sack.

AT TENNESSEE (9/25):

 1 assisted tackle.

- Made his NFL debut.

VS. L.A. CHARGERS (12/4):

 1 assisted tackle and a 0.5 sack.

- Split a sack of QB Justin Herbert with DE Clelin Ferrell for a loss of 3 yards with 10:09 remaining in the 3rd quarter.

BEFORE THE NFL

COLLEGE (TENNESSEE):

CAREER: Played in 53 games with 26 starts; 152 tackles (69 solo), 9.5 sacks, 2 passes defended and 2 forced fumbles.

GRADUATE (2021): Played in all 13 games with 12 starts; 47 tackles (19 solo), 5.0 sacks and 1 forced fumble.

SENIOR (2020): Started all 10 games; 43 tackles (22 solo), 2.0 sacks, 1 pass defended and 1 forced fumble.

JUNIOR (2019): Played in 13 games with 4 starts; 45 tackles (23 solo), 2.5 sacks and 2 passes defended.

SOPHOMORE (2018): Played in 9 games; 13 tackles (2 solo), 1.0 sacks and 4 passes defended.

TRUE FRESHMAN (2017): Played in 8 games; 4 tackles (3 solo) and 0.5 sack.

HIGH SCHOOL (GARNER HS – GARNER, N.C.)

SENIOR (2016): 96 tackles, including 44 TFLs and 26.0 sacks.

- Led the team to a regional semifinals appearance.

OFF THE FIELD

PERSONAL:

- **MAJOR:** Political science.

MATTHEW BUTLER'S NFL REGULAR SEASON DEFENSIVE STATISTICS

DATE	TEAM	GP	GS	TK	S	TACKLES					INTERCEPTIONS					O. FUMB					ST					MISC					
						A	TFL	YDS	SK	YDS	QBH	NO	YDS	LG	TD	PD	FF	FR	TD	YDS	TK	S	A	FF	FR	S	A				
2022	Las Vegas	6	0	5	1	4	0	0	0.5	1.5	1	0	0	0	0	0	0	0	0	0	0	0	0	0	0	0	0	0	0	0	0
2023	Las Vegas	2	0	1	0	1	0	0	0.0	0.0	0	0	0	0	0	0	0	0	0	0	0	0	0	0	0	0	0	0	0	0	0
2024	Las Vegas	7	1	9	4	5	0	0	0.0	0.0	0	0	0	0	0	0	0	0	0	0	0	0	0	0	0	0	0	0	0	0	0
2025	Miami	11	1	12	7	5	0	0	0.0	0.0	2	0	0	0	0	0	0	0	0	0	0	0	0	0	0	0	0	0	0	0	0
NFL TOTALS		26	2	27	12	15	0	0	0.5	1.5	3	0	0	0	0	0	0	0	0	0	0	0	0	0	0	0	0	0	0	0	0



SINGLE-GAME HIGHS: DEFENSIVE

Total Tackles
Solo Tackles

4 vs. Pittsburgh, Oct 13, 2024
2 at Indianapolis, Sep 07, 2025
...1 more at 2.

Sacks

0.5 vs. L.A. Chargers, Dec 04, 2022



49 JOE CARDONA

LONG SNAPPER // 6'2" // 241 // NAVY '15

ACQUIRED: FA, '25

HOMETOWN: EL CAJON, CALIF. // BORN: 04/16/92

NFL SEASON: ELEVENTH SEASON // DOLPHINS SEASON: FIRST SEASON



2016, 2018



2024

NFL CAREER

TRANSACTIONS:

- Signed by Miami on May 9, 2025.
- Released by New England on April 29, 2025.
- 5th-round pick (166th overall) by New England in the 2015 NFL Draft.

CAREER HONORS:

- 2023 Salute to Service Award winner.
- 2022 Salute to Service Award nominee (New England).
- 2021 Salute to Service Award nominee (New England).
- 2020 Salute to Service Award nominee (New England).
- 2019 Salute to Service Award nominee (New England).
- 2018 Salute to Service Award nominee (New England).
- 2017 Salute to Service Award nominee (New England).
- 2016 Salute to Service Award nominee (New England).

CAREER HIGHLIGHTS:

- Played in 176 career games.
- 25 special teams tackles (15 solo).
- 1 special teams forced fumble.
- Appeared in 13 postseason games.
- Won Super Bowl LI and LIII with New England.
- Served as a team captain in 2024.

2025 (MIAMI):

- Played in 16 games.
- 5 special teams tackles (2 solo).

AT INDIANAPOLIS (9/7): Played but did not record any stats.

- Made his Dolphins debut.

2024 (NEW ENGLAND):

- Played in 16 games.
- Inactive for 1 game.
- 4 special teams tackles (3 solo).
- 1 special teams forced fumble.
- Served as a team captain.

AT CINCINNATI (9/8): 1 solo special teams tackle; 1 special teams forced fumble.

- Forced WR Charlie Jones to fumble on a punt return, which was recovered by S Jaylenn Hawkins and returned the Cincinnati 24-yard line.

2023 (NEW ENGLAND):

- Played in all 17 games.
- 1 solo special teams tackle.

AT LAS VEGAS (10/15): 1 solo special teams tackle.

HONORS:

- Salute to Service Award winner.

2022 (NEW ENGLAND):

- Played in 14 games.
- Missed the remainder of the season after being placed on injured reserve on Dec. 23.

- 1 solo special teams tackle.

VS. BUFFALO (12/1): 1 solo special teams tackle.

HONORS:

- Salute to Service Award nominee (New England).

2021 (NEW ENGLAND):

- Played in all 17 games.
- 1 solo special teams tackle.

VS. NEW ORLEANS (9/26): 1 solo special teams tackle.

POSTSEASON:

AFC WILD CARD AT BUFFALO (1/15): Played but did not record any stats.

HONORS:

- Salute to Service Award nominee (New England).

2020 (NEW ENGLAND):

- Played in all 16 games.

HONORS:

- Salute to Service Award nominee (New England).

2019 (NEW ENGLAND):

- Played in all 16 games.
- 2 assisted special teams tackles.

VS. CLEVELAND (10/27): 1 assisted special teams tackle.

AT HOUSTON (12/1): 1 assisted special teams tackle.

POSTSEASON:

AFC WILD CARD VS. TENNESSEE (1/4): Played but did not record any stats.

HONORS:

- Salute to Service Award nominee (New England).

2018 (NEW ENGLAND):

- Played in all 16 games.
- 1 solo special teams tackle.

AT DETROIT (9/23): 1 solo special teams tackle.

POSTSEASON:

AFC DIVISIONAL VS. L.A. CHARGERS (1/13): Played but did not record any stats.

AFC CHAMPIONSHIP AT KANSAS CITY (1/20): Played but did not record any stats.

SUPER BOWL LIII AT L.A. RAMS (2/3): Played but did not record any stats.

HONORS:

- Salute to Service Award nominee (New England).



2017 (NEW ENGLAND):

- Played in all 16 games.
- 4 special teams tackles (2 solo).

AT NEW ORLEANS (9/17): 1 solo special teams tackle.

AT N.Y. JETS (10/15): 1 solo special teams tackle.

POSTSEASON:

AFC DIVISIONAL VS. TENNESSEE (1/13): Played but did not record any stats.

AFC CHAMPIONSHIP VS. JACKSONVILLE (1/21): Played but did not record any stats.

SUPER BOWL LII VS. PHILADELPHIA (2/4): Played but did not record any stats.

HONORS:

- Salute to Service Award nominee (New England).

2016 (NEW ENGLAND):

- Played in all 16 games.
- 3 special teams tackles (1 solo).

VS. L.A. RAMS (12/4): 1 solo special teams tackle.

POSTSEASON:

AFC DIVISIONAL VS. HOUSTON (1/14): Played but did not record any stats.

AFC CHAMPIONSHIP VS. PITTSBURGH (1/22): Played but did not record any stats.

SUPER BOWL LI AT ATLANTA (2/5): Played but did not record any stats.

HONORS:

- Salute to Service Award nominee (New England).

2015 (NEW ENGLAND):

- Played in all 16 games.
- 3 solo special teams tackles.

VS. PITTSBURGH (9/10): Played but did not record any stats.

- Made his NFL debut.

AT DENVER (11/29): 3 solo special teams tackles.

POSTSEASON:

AFC DIVISIONAL VS. KANSAS CITY (1/16): Played but did not record any stats.

AFC CHAMPIONSHIP AT DENVER (1/24): Played but did not record any stats.

BEFORE THE NFL

COLLEGE (NAVY):

- 4-year letterman and starter (2011-14).

CAREER: Played in 51 games; 7 tackles (6 solo) and 1 forced fumble.

SENIOR (2014): Played in all 13 games; 1 solo tackle.

JUNIOR (2013): Played in all 13 games; 4 solo tackles and 1 forced fumble.

SOPHOMORE (2012): Played in 13 games; 1 assisted tackle.

TRUE FRESHMAN (2011): Played in 12 games; 1 solo tackle.

- Became the second freshman to start at long snapper in program history.
- Attended Naval Academy Prep School for the 2010-11 school year.

HIGH SCHOOL (GRANITE HILLS HS – EL CAJON CALIF.)

- Played football and lacrosse.
- Led the lacrosse team to a conference title in 2010 and named conference MVP.

OFF THE FIELD

PERSONAL:

- Currently commissioned as a lieutenant commander in the U.S. Navy Reserve.
- **MAJOR:** Economics.


JOE CARDONA'S NFL REGULAR SEASON STATISTICS

DATE	TEAM	GP
2015	New England	16
2016	New England	16
2017	New England	16
2018	New England	16
2019	New England	16
2020	New England	16
2021	New England	17
2022	New England	14
2023	New England	17
2024	New England	16
2025	Miami	16
NFL TOTALS		176



JOE CARDONA'S NFL POSTSEASON STATISTICS

DATE	TEAM	GP
2015	New England	2
2016	New England	3
2017	New England	3
2018	New England	3
2019	New England	1
2021	New England	1
NFL TOTALS		13



2 BRADLEY CHUBB

LINEBACKER // 6'4" // 268 // NC STATE '18

ACQUIRED: T, '22 (DEN.)

HOMETOWN: MARIETTA, GA. // BORN: 06/24/96

NFL SEASON: EIGHTH SEASON // DOLPHINS SEASON: FOURTH SEASON



2020, 2022



2022, 2025

NFL CAREER

TRANSACTIONS:

- Traded from Denver to Miami on Nov. 1, 2022.
- 1st-round pick (5th overall) by Denver in the 2018 NFL Draft.

CAREER HONORS:

- 2025 Walter Payton NFL Man of the Year nominee (Miami).
- No. 62 on the NFL Network Top 100 list in 2024.
- 2023 Nat Moore Community Service Award.
- AFC Defensive Player of the Week (vs. N.Y. Jets, 12/17/23).
- 2022 Pro Bowl selection.
- 2020 Pro Bowl selection.
- 2018 PFWA All-Rookie Team.
- NFL Rookie of the Month (October 2018).

CAREER HIGHLIGHTS:

- Played in 89 career games with 88 starts.
- 302 tackles (180 solo), 48.0 sacks, 1 interception, 7 passes defended, 15 forced fumbles and 4 fumble recoveries.
- Appeared in 1 postseason game with Miami.
- His 6 forced fumbles in 2023 tied for the NFL lead:

NFL FORCED FUMBLES LEADERS (2023)

PLAYER	TEAM	FFs
1. BRADLEY CHUBB	MIA.	6
2. Antoine Winfield Jr.	TB	6
3. Khalil Mack	LAC	5
4. Trent McDuffie	KC	5
5. Several tied		4

- His 12.0 sacks in 2018 led all NFL rookies that season:

NFL ROOKIE SACK LEADERS (2018)

PLAYER	TEAM	SACKS
1. BRADLEY CHUBB	DEN.	12.0
2. Shaquille Leonard	Ind.	7.0
3. Sam Hubbard	Cin.	6.0
4. B.J. Hill	NYG	5.5
5. Two tied		5.0

- His 12.0 sacks in 2018 set a Broncos rookie record:

BRONCOS ROOKIE SACK LEADERS

PLAYER	YEAR	SACKS
1. BRADLEY CHUBB	2018	12.0
2. Von Miller	2011	11.5
3. Rulon Jones	1980	11.5
4. Mike Croel	1991	10.0
5. Elvis Dumervil	2006	8.5

- Is a 2-time team captain (2022, 2025).

2025 (MIAMI):

- Started 16 games.
- 46 tackles (23 solo), 8.5 sacks, 2 forced fumbles and 1 fumble recovery.
- Serves as a team captain.

AT INDIANAPOLIS (9/7): 1 solo tackle and 1.0 sack.

- Sacked QB Daniel Jones for a loss of 10 yards to end the 1st quarter.

VS. NEW ENGLAND (9/14): 5 tackles (3 solo) and 1.0 sack.

- Sacked QB Drake Maye on New England's 1st drive of the game.

AT BUFFALO (9/18): 3 tackles (1 solo) and 1.0 sack.

- Sacked QB Josh Allen for a loss of 7 yards on 3rd-and-8, resulting in a Buffalo FG attempt which was missed wide left.

AT CAROLINA (10/5): 2 tackles (1 solo), 1.0 sack, 1 forced fumble and 1 fumble recovery.

- Strip-sacked QB Bryce Young for a loss of 10 yards, recovered the fumble and returned it to the Miami 42-yard line with 6:37 remaining in the 1st quarter.

VS. BUFFALO (11/9): 3 tackles (2 solo) and 1.0 sack.

- Sacked QB Josh Allen for a loss of 6 yards with 4:00 remaining left in the game.

VS. NEW ORLEANS (11/30): 3 tackles (1 solo) and 1.0 sack.

- Sacked QB Tyler Shough on 3rd-and-2 for a loss of 10 yards, forcing New Orleans to punt with 13:33 remaining in the 4th quarter.

AT N.Y. JETS (12/7): 2 tackles and a 0.5 sack.

- Split a sack of QB Brady Cook with DT Zach Sieler for a loss of 2 yards, forcing the Jets to punt in the 3rd quarter.

VS. TAMPA BAY (12/28): 3 tackles (2 solo), 2.0 sacks and 1 forced fumble.

- Sacked QB Baker Mayfield for a loss of 3 yards in the 1st quarter.
- Strip-sacked QB Baker Mayfield for a loss of 9 yards, which was recovered by LB Quinton Bell at the Miami 41-yard line with 4:04 remaining in the game.

HONORS:

- Walter Payton NFL Man of the Year nominee (Miami).

2024 (MIAMI):

- Missed the entire season after being placed on the Reserve/PUP list on Aug. 27.

HONORS:

- No. 62 on the NFL Network Top 100 list.

2023 (MIAMI):

- Started 16 games.
- Missed the rest of the season after being placed on injured reserve on Jan. 6, 2024.
- 73 tackles (45 solo), 11.0 sacks, 2 passes defended, 6 forced fumbles and 2 fumble recoveries.



AT NEW ENGLAND (9/17): 7 tackles (5 solo), 1.0 sack and 1 forced fumble.

- Forced a WR Demario Douglas fumble on 3rd-and-8 that was recovered by S DeShon Elliott.
- Sacked QB Mac Jones on 1st-and-10 for a loss of 8 in the 4th quarter on Miami's game-winning defensive stop.

AT PHILADELPHIA (10/22): 7 tackles (5 solo), 2.0 sacks and 1 forced fumble.

- Strip-sacked QB Jalen Hurts for a loss of 11 on 3rd-and-8 in the 1st quarter that was recovered by DT Christian Wilkins.
- Sacked QB Jalen Hurts for a loss of 3 in the 3rd quarter.

AT KANSAS CITY IN FRANKFURT (11/5): 3 tackles (2 solo), 1.0 sack, 1 pass defended and 1 forced fumble.

- Strip-sacked QB Patrick Mahomes for a loss of 12 yards on 3rd-and-20 that was recovered by DT Zach Sieler.
- It was his 5th straight game with a sack.

VS. N.Y. JETS (12/17): 7 tackles (5 solo), 3.0 sacks, 2 forced fumbles and 1 fumble recovery.

- Helped the defense post a shutout and hold the Jets to the 2nd-fewest total yards allowed in Miami's history (103).
- Split a sack of QB Zach Wilson with DT Christian Wilkins and stripped the ball at the Jets 4-yard line, which was recovered by DT Zach Sieler.
- Sacked QB Zach Wilson for a loss of 10 yards in the 2nd quarter.
- Split a sack of QB Trevor Siemian with LB Andrew Van Ginkel for a loss of 10 yards in the 2nd quarter.
- Strip-sacked QB Trevor Siemian for a loss of 10 yards and recovered the fumble himself in the 4th quarter.

VS. DALLAS (12/24): 4 tackles (3 solo) and 1.5 sacks.

- Sacked QB Dak Prescott in the 1st quarter.
- Split a sack of QB Dak Prescott with LB Andrew Van Ginkel for a loss of 7 yards in the 4th quarter on a 1st-and-goal snap from the 1-yard line.
- Became the 1st Dolphins player since DE Cameron Wake in 2017 to record double-digit sacks in a season.

HONORS:

- Nat Moore Community Service Award.
- AFC Defensive Player of the Week (vs. N.Y. Jets, 12/17).

2022 (DENVER/MIAMI):

- Played in 8 games with 7 starts with Miami.
- Inactive for 1 game with Miami.
- 13 tackles (5 solo), 2.5 sacks and 1 forced fumble with Miami.
- Traded to Miami on Nov. 1.
- Started 8 games with Denver.
- 26 tackles (11 solo), 5.5 sacks, 1 pass defended and 2 forced fumbles with Denver.

AT SEATTLE (9/12): 5 tackles (4 solo), 2.0 sacks and 1 forced fumble.

- Strip-sacked QB Geno Smith on a 2nd-and-8 snap in the 4th quarter.
- Sacked QB Geno Smith for a loss of 10 on a 3rd-and-6 in the 4th quarter, forcing a punt.

VS. INDIANAPOLIS (10/6): 4 tackles (3 solo), 2.5 sacks and 1 forced fumble.

- Sacked QB Matt Ryan on a 3rd-and-12 in the 1st quarter, forcing a punt.
- Split a sack with LB Baron Browning of QB Matt Ryan

on a 3rd-and-10 in the 4th quarter, forcing a punt.

- Strip-sacked QB Matt Ryan on a 1st-down play in the 4th quarter.

VS. HOUSTON (11/27): 2 tackles (1 solo), 1.0 sack and 1 forced fumble.

- Strip-sacked QB Kyle Allen on a 2nd-and-13 snap in the 2nd quarter.

POSTSEASON:

AFC WILD CARD AT BUFFALO (1/15): 1 solo tackle, 1.0 sack and 1 forced fumble.

- Strip-sacked QB Josh Allen on a 3rd-and-11 snap in the 4th quarter.

PRO BOWL:

- Selected to his 2nd Pro Bowl.

2021 (DENVER):

- Started 7 games.
- Inactive for 1 game.
- Missed 1 game on the Reserve/COVID-19 List.
- Missed 8 games after being placed on injured reserve on Sept. 22 and being activated on Nov. 27.
- 21 tackles (9 solo), 1 interception and 2 passes defended.

VS. CINCINNATI (12/19): 4 tackles (1 solo) and 1 pass defended.

AT LAS VEGAS (12/26): 5 tackles (1 solo), 1 interception and 1 pass defended.

- Intercepted a pass by QB Derek Carr near the end of the 1st half and returned it to the 1-yard line, setting up a Broncos TD.

VS. KANSAS CITY (1/8): 5 tackles (2 solo).

2020 (DENVER):

- Started 14 games.
- Inactive for 2 games.
- 12 tackles (26 solo), 7.5 sacks and 1 forced fumble.

AT N.Y. JETS (10/1): 5 tackles (3 solo) and 2.5 sacks.

- Split a sack with DE Shelby Harris of QB Sam Darnold for a loss of 8 yards on 3rd-and-5.
- Sacked QB Sam Darnold on a 3rd-and-4 snap in the 4th quarter, forcing a 54-yard field goal.
- Sacked QB Sam Darnold on a 4th-down play in the 4th quarter to help preserve the win.

AT NEW ENGLAND (10/18): 4 tackles (2 solo), 1.0 sack and 1 forced fumble.

- Strip-sacked QB Cam Newton on a 3rd-and-6 play in the 3rd quarter, forcing a punt.

VS. MIAMI (11/22): 5 tackles (4 solo) and 1.0 sack.

- Sacked QB Tua Tagovailoa on a 3rd-and-21 snap in the 3rd quarter, forcing a punt.

PRO BOWL:

- Selected to start his 1st Pro Bowl at OLB.

2019 (DENVER):

- Started 4 games.
- Missed the rest of the season after being placed on injured reserve on Oct. 1.
- 21 tackles (16 solo), 1.0 sack, 1 pass defended and 1 forced fumble.

VS. JACKSONVILLE (9/29): 7 tackles (4 solo), 1.0 sack and



1 forced fumble.

- Sacked QB Gardner Minshew on a 3rd-and-5 snap in the 2nd quarter, forcing a punt.
- Stripped QB Gardner Minshew on a 2nd-and-10 snap in the 4th quarter.

2018 (DENVER):

- Started all 16 games.
- 60 tackles (41 solo), 12.0 sacks, 1 pass defended, 2 forced fumbles and 1 fumble recovery.
- Set a Broncos rookie record and led all NFL rookies with 12.0 sacks.
- His 12.0 sacks were tied for 7th-most by a rookie in NFL history at the time.

VS. L.A. RAMS (10/14): 5 tackles (4 solo) and 3.0 sacks.

- Sacked QB Jared Goff twice on the same drive in the 2nd quarter, forcing a Rams punt.
- Sacked QB Jared Goff on 3rd-and-3 in the 4th quarter that led to a missed Rams field goal.

AT ARIZONA (10/18): 3 solo tackles, 2.0 sacks and 1 forced fumble.

- Strip-sacked QB Josh Rosen for a loss of 6 yards in the 4th quarter.
- Later in the same drive, sacked QB Josh Rosen on 4th down, turning the ball over on downs.

AT SAN FRANCISCO (12/9): 4 tackles (2 solo) and 2.0 sacks.

- Sacked QB Nick Mullens on 3rd-and-2 in the 2nd quarter, forcing a field goal.
- Sacked QB Nick Mullens on a 3rd-and-15 play in the 3rd quarter.

HONORS:

- PFWA All-Rookie Team.
- NFL Rookie of the Month (October).

BEFORE THE NFL

COLLEGE (NC STATE):

- 4-year letterman (2014-17) and 3-year starter.

CAREER: Played in 49 games with 38 starts; 203 tackles (103 solo), 26.0 sacks, 1 interception, 4 passes defended and 2 forced fumbles; 2 blocked kicks.

- Finished his career as the school's all-time recordholder in sacks (26.0) and tackles for loss (60.0).

SENIOR (2017): Started 12 games; 73 tackles (40 solo), 10.0 sacks, 2 passes defended and 3 forced fumbles; 1 blocked kick.

- Won the Bronko Nagurski Trophy (nation's top defender).
- Won the Ted Hendricks Award (nation's top defensive end).
- Consensus 1st-team All-American.
- ACC Defensive Player of the Year.
- 1st-team All-ACC.
- Team captain.

JUNIOR (2016): Started all 13 games; 58 tackles (33 solo), 10.0 sacks, 1 pass defended and 2 forced fumbles.

- 3rd-team All-ACC.
- Team captain.

SOPHOMORE (2015): Started all 13 games; 69 tackles (29

solo), 5.5 sacks, 1 interception, 1 pass defended, 3 forced fumbles; 1 blocked kick.

TRUE FRESHMAN (2014): Played in 11 games; 3 tackles (1 solo).

HIGH SCHOOL (HILLGROVE HS – POWDER SPRINGS, GA.)

- Played defensive end.

OFF THE FIELD

COMMUNITY:

2024:

- Led initiatives to provide holiday cheer through the Chubb Foundation in South Florida, providing holiday gifts for patients at a local children's hospital and the youth at the Leo Goodwin Foundation Teen Center at the Boys & Girls Clubs of Broward County.
- In August, 50 youth from the Boys & Girls Clubs at training camp and surprised them with a backpack giveaway for the start of the school year.
- In July, hosted a financial literacy clinic series at the Boys & Girls Club of Broward County Teen Center.
- In July, as part of cohesive back-to-school initiatives of the Chubb Foundation, donated more than 800 backpacks for children in the Atlanta Metropolitan Area.
- In June and July, hosted free football camps for children in his home state of Georgia and in Miami.

2023:

- Co-hosted a holiday toy giveaway with teammate Jaelan Phillips at the Lester H. White NFL YET Center Boys & Girls Club, providing gifts and meals from Reggae Beats, a Miami Dolphins minority-owned restaurant partner.
- Partnered with the South Florida Motorsports "F1 in Schools" program to provide mentorship and financial support for students in the SEEK Foundation's STEM program at Bunche Park in Miami Gardens.
- Throughout the season, hosted visits and mentorship events with local Boys & Girls Clubs, Big Brothers Big Sisters and the Overtown Youth Center.
- Visited pediatric patients in local hospitals and surprised them with holiday gifts.

2022:

- Co-hosted a holiday toy giveaway with teammate Jaelan Phillips at the Jim & Jan Moran Boys & Girls Club of Broward County, providing toys for 250 kids and meals from Troy's BBQ.
- Visited Baptist Health South Florida to surprise eight patients and their families with holiday gifts.
- Along with defensive teammates, hosted a Thanksgiving dinner at Hard Rock Stadium for 100 kids from Big Brothers Big Sisters of Broward and Miami.

PERSONAL:

- Father, Aaron, played linebacker at Georgia and was a 12th-round pick by New England in the 1989 NFL Draft.
- Brother, Brandon, signed with the L.A. Rams as an undrafted college free agent linebacker in 2016 but did not appear in a game. He currently serves as the Player Director for the NFLPA.
- Cousin, Nick Chubb, plays running back for the Houston Texans.
- **MAJOR:** Sociology.



BRADLEY CHUBB'S NFL REGULAR SEASON DEFENSIVE STATISTICS

DATE	TEAM	TACKLES										INTERCEPTIONS					O. FUMB				ST				MISC		
		GP	GS	TK	S	A	TFL	YDS	SK	YDS	QBH	NO	YDS	LG	TD	PD	FF	FR	TD	YDS	TK	S	A	FF	FR	S	A
2018	Denver	16	16	60	41	19	14	82	12.0	83.0	21	0	0	0	0	1	2	1	0	4	0	0	0	0	0	0	0
2019	Denver	4	4	21	16	5	5	13	1.0	7.0	6	0	0	0	0	1	1	0	0	0	0	0	0	0	0	0	
2020	Denver	14	14	42	26	16	9	51	7.5	50.0	19	0	0	0	0	0	1	0	0	0	0	0	0	0	0	0	
2021	Denver	7	7	21	9	12	1	4	0.0	0.0	4	1	21	21	0	2	0	0	0	0	0	0	0	0	0	0	
2022	Denver	8	8	26	15	11	4	39	5.5	43.5	8	0	0	0	0	1	2	0	0	0	0	0	0	0	0	0	
2022	Miami	8	7	13	5	8	1	8	2.5	21.0	12	0	0	0	0	0	1	0	0	0	0	0	0	0	0	0	
2022	TOTAL	16	15	39	20	19	5	47	8.0	64.5	20	0	0	0	0	1	3	0	0	0	0	0	0	0	0	0	
2023	Miami	16	16	73	45	28	11	40	11.0	84.0	22	0	0	0	0	2	6	2	0	0	0	0	0	0	0	0	
2024	Miami	0	0	0	0	0	0	0	0.0	0.0	0	0	0	0	0	0	0	0	0	0	0	0	0	0	0	0	
2025	Miami	16	16	46	23	23	8	54	8.5	59.0	18	0	0	0	0	0	2	1	0	2	0	0	0	0	0	0	
NFL TOTALS		89	88	302	180	122	53	291	48.0	347.5	110	1	21	21	0	7	15	4	0	6	0	0	0	0	0	0	0

BRADLEY CHUBB'S NFL POSTSEASON DEFENSIVE STATISTICS

		TACKLES										INTERCEPTIONS					O. FUMB			ST			MISC				
DATE	TEAM	GP	GS	TK	S	A	TFL	YDS	SK	YDS	QBH	NO	YDS	LG	TD	PD	FF	FR	TD	YDS	TK	S	A	FF	FR	S	A
2022	Miami	1	0	1	1	0	0	0	1.0	7.0	0	0	0	0	0	0	0	1	0	0	0	0	0	0	0	0	0
2023	Miami	0	0	0	0	0	0	0	0.0	0.0	0	0	0	0	0	0	0	0	0	0	0	0	0	0	0	0	0
NFL TOTALS		1	0	1	1	0	0	0	1.0	7.0	0	0	0	0	0	0	0	1	0	0	0	0	0	0	0	0	0

SINGLE-GAME HIGHS: DEFENSIVE

Total Tackles 7 vs. N.Y. Jets, Dec 17, 2023
...6 more at 7;
Solo Tackles 5 vs. N.Y. Jets, Dec 17, 2023
...6 more at 5;
Sacks 3.0 vs. N.Y. Jets, Dec 17, 2023
...1 more at 3.0;
Passes Defensed 1 vs. Tennessee, Dec 11, 2023
...6 more at 1;
Forced Fumbles 2 vs. N.Y. Jets, Dec 17, 2023

Fumble Recoveries 1 at Carolina, Oct 05, 2025
...3 more at 1;
Tackles For Loss 3 at Green Bay, Sep 22, 2019
...2 more at 3;
Interceptions 1 at Las Vegas, Dec 26, 2021
Interception Return Yards 21 at Las Vegas, Dec 26, 2021
Longest Opp Fumble Return 4 at Cincinnati, Dec 02, 2018



21 ASHTYN DAVIS

SAFETY // 6'1" // 205 // CALIFORNIA '20

ACQUIRED: UFA, '25 (NY)

HOMETOWN: SANTA CRUZ, CALIF. // BORN: 10/10/96

NFL SEASON: SIXTH SEASON // DOLPHINS SEASON: FIRST SEASON

NFL CAREER

TRANSACTIONS:

- Signed by Miami as an unrestricted free agent from the N.Y. Jets on March 13, 2025.
- 3rd-round pick (68th overall) by the N.Y. Jets in the 2020 NFL Draft.

CAREER HIGHLIGHTS:

- Played in 83 games with 33 starts.
- 212 tackles (144 solo), 0.5 sack, 9 interceptions, 19 passes defended, 4 forced fumbles and 3 fumble recoveries.
- 23 special teams tackles (15 solo), 1 forced fumble and 1 fumble recovery.
- 2 kickoff returns for 43 yards (21.5 avg.).
- 4 carries for 26 yards (6.5 avg.).

2025 (MIAMI):

- Played in 14 games with 11 starts.
- Inactive for 2 games.
- 58 tackles (39 solo), 1 interception, 4 passes defended and 1 forced fumble.
- 2 special teams tackles (1 solo).

VS. L.A. CHARGERS (10/12): 5 tackles (3 solo) and 1 forced fumble.

- Forced WR Keenan Allen to fumble but was recovered by the Chargers.

AT CLEVELAND (10/19): 7 tackles (6 solo).

VS. WASHINGTON IN MADRID (11/16): 7 tackles (2 solo).

VS. NEW ORLEANS (11/30): 6 tackles (5 solo).

VS. TAMPA BAY (12/28): 7 tackles (5 solo), 1 interception and 2 passes defended.

- Intercepted QB Baker Mayfield in the red zone and returned it 21 yards to the Miami 26-yard line with 7:05 remaining in the game.

2024 (N.Y. JETS):

- Played in 15 games with 1 start.
- Inactive for 2 games.
- 32 tackles (24 solo), 2 interceptions, and 2 passes defended.
- 3 special teams tackles (1 solo).
- 1 carry for 21 yards.

VS. BUFFALO (10/14): 9 tackles (6 solo).

AT JACKSONVILLE (12/15): 1 special teams tackle; 1 carry for 21 yards.

- Converted a fake punt on 4th-and-5 in the 1st quarter with a 21-yard run.

VS. MIAMI (1/5): 9 tackles (8 solo), 2 interceptions and 2 passes defended.

- Intercepted QB Tyler Huntley in the red zone with 7:57

remaining in the 2nd quarter.

- Intercepted QB Tyler Huntley in the end zone and returned it 18 yards in the 2nd quarter.

2023 (N.Y. JETS):

- Played in all 17 games with 5 starts.
- 25 tackles (14 solo), 3 interceptions, 8 passes defended and 2 fumble recoveries.
- 12 special teams tackles (9 solo), 1 special teams forced fumble and 1 special teams fumble recovery.
- 2 carries for 3 yards (1.5 avg.).

VS. KANSAS CITY (10/1): 1 solo tackle, 1 interception and 1 pass defended; 1 special teams tackle.

- Intercepted QB Patrick Mahomes with 9:50 remaining in the 2nd quarter to set up a Jets TD.

AT BUFFALO (11/19): 1 interception and 1 pass defended.

- Intercepted QB Josh Allen and returned it 51 yards on the final play of the 1st half.
- It was the longest interception return by a Jets player since S Jamal Adams returned an interception 61 yards at New England on Sept. 22, 2019.

VS. MIAMI (12/3): 2 solo tackles, 1 pass defended and 1 fumble recovery; 2 solo special teams tackles.

- Recovered a fumble by QB Tua Tagovailoa in the 4th quarter, setting up a Jets TD on the ensuing drive.

AT NEW ENGLAND (1/7): 5 tackles (3 solo), 1 interception and 3 passes defended.

- Intercepted QB Bailey Zappe with 3:00 left in the game.

2022 (N.Y. JETS):

- Played in 14 games.
- Inactive for 3 games.
- 1 interception and 1 pass defended.
- 5 special teams tackles (3 solo).
- 1 carry for 2 yards.

AT CLEVELAND (9/18): 1 interception and 1 pass defended; 1 special teams tackle.

- Intercepted QB Jacoby Brissett and returned it 14 yards with 0:13 left in the game to seal the Jets' victory.

VS. BUFFALO (11/6): 1 carry for 2 yards.

- Converted a fake punt on 4th-and-1 with 12:15 remaining in the 3rd quarter.

2021 (N.Y. JETS):

- Played in 13 games with 10 starts.
- Missed the first 3 games of the season after being placed on injured reserve on Sept. 1 and activated on Oct. 2.
- Missed 1 game on the Reserve/COVID-19 list.
- 62 tackles (43 solo), a 0.5 sack, 2 interceptions, 3 passes defended and 3 forced fumbles.

AT INDIANAPOLIS (11/4): 9 tackles (7 solo) and 2 forced



fumbles.

- Forced RB Jonathan Taylor to fumble with 11:03 remaining in the 2nd quarter but was recovered by Indianapolis.
- Forced WR Michael Pittman Jr. to fumble with 9:30 remaining in the 2nd quarter but was recovered by Indianapolis.

VS. BUFFALO (11/14): 5 tackles (4 solo) and 1 forced fumble.

- Forced RB Matt Breida to fumble, which was recovered by CB Michael Carter II with 11:07 left in the game.

AT MIAMI (12/19): 8 tackles (3 solo), 1 interception and 1 pass defended.

- Intercepted QB Tua Tagovailoa and returned 18 yards to the Miami 25-yard line with 7:02 remaining in the 1st quarter.

2020 (N.Y. JETS):

- Played in 10 games with 6 starts.
- Missed the rest of the season after being placed on injured reserve on Dec. 12.
- Inactive for 2 games.
- 35 tackles (24 solo), 1 pass defended and 1 fumble recovery.
- 1 solo special teams tackle.
- 2 kickoff returns for 43 yards (21.5 avg.).

AT BUFFALO (9/13): 1 solo special teams tackle; 1 kick return for 16 yards.

- Made his NFL debut.

VS. SAN FRANCISCO (9/20): 1 kickoff return for 27 yards.

- Made his 1st NFL start.

AT L.A. CHARGERS (11/22): 12 tackles (10 solo) and 1 fumble recovery.

- Recovered a fumble by WR Keenan Allen at the 1-yard line to prevent a Chargers TD with 3:33 remaining in the 1st quarter.

BEFORE THE NFL

COLLEGE (CALIFORNIA):

- 4-year letterman (2016-19) and 3-year starter.

- Walked on to the football and track and field teams.
- Also was a 4-time All-American, 2-time MPSF champion and Pac-12 champion in track and field.

CAREER: Played in 49 games with 33 starts; 171 tackles (104 solo), 7 interceptions, 19 passes defended, 3 forced fumbles and 3 fumble recoveries; 1 interception returned for a TD; 70 kick returns for 1,604 yards (22.9 avg.) and 1 TD; 2 punt returns for 33 yards (16.5 avg.).

REDSHIRT SENIOR (2019): Started 11 games; 57 tackles (33 solo), 2 interceptions, 6 passes defended, 2 forced fumbles and 1 fumble recovery; 7 kick returns for 149 yards (21.3 avg.); 2 punt returns for 33 yards (16.5 avg.).

- 2nd-team All-Pac-12.
- Finalist for the Burlsworth Trophy, awarded to the best player who began their collegiate career as a walk-on.

REDSHIRT JUNIOR (2018): Started all 13 games; 56 tackles (37 solo), 4 interceptions, 9 passes defended and 1 fumble recovery; 1 interception returned for a TD 24 kick returns for 629 yards (26.2 avg.) and 1 TD.

- Honorable mention All-Pac-12.

REDSHIRT SOPHOMORE (2017): Played in all 12 games with 6 starts; 33 tackles (20 solo), 1 interception and 1 pass defended; 39 kick returns for 826 yards (21.2 avg.).

REDSHIRT FRESHMAN (2016): Played in all 12 games; 25 tackles (14 solo), 3 passes defended and 1 forced fumble.

- Redshirted in 2015.

HIGH SCHOOL (SANTA CRUZ HS - SANTA CRUZ, CALIF.)

- Played running back and defensive back.
- Also ran track.

SENIOR (2013): Totaled 759 rushing yards and 10 total TDs; 57 tackles, 2 interceptions, 3 forced fumbles and 2 fumble recoveries.

- Served as team captain.

OFF THE FIELD

PERSONAL:

- **MAJOR:** Legal studies and social welfare.


ASHTYN DAVIS' NFL REGULAR SEASON DEFENSIVE STATISTICS

DATE	TEAM	GP	GS	TK	S	TACKLES					QBH	INT	NO INTERCEPTIONS				O. FUMB				ST				MISC
						A	TFL	YDS	SK	YDS			YDS	LG	TD	PD	FF	FR	TD	YDS	TK	S	A	FF	
2020	N.Y. Jets	10	6	35	24	11	1	0.0	0.0	0	0	0	0	0	1	0	1	0	0	1	1	0	0	0	0
2021	N.Y. Jets	13	10	62	43	19	0	0.5	3.0	1	2	18	18	0	3	3	0	0	0	0	0	0	0	0	0
2022	N.Y. Jets	14	0	0	0	0	0	0.0	0.0	0	1	14	14	0	1	0	0	0	0	5	3	2	0	0	0
2023	N.Y. Jets	17	5	25	14	11	3	1.0	0.0	0	3	66	51	0	8	0	2	0	0	12	9	3	1	1	0
2024	N.Y. Jets	15	1	32	24	8	5	10.0	0.0	0	2	18	18	0	2	0	0	0	3	1	2	0	0	0	0
2025	Miami	14	11	58	39	19	3	4.0	0.0	0	1	21	21	0	4	1	0	0	0	2	1	1	0	0	0
NFL TOTALS		83	33	212	144	68	12	15.0	3.0	1	9	137	51	0	19	4	3	0	0	23	15	8	1	1	0

SINGLE-GAME HIGHS: DEFENSIVE

Total Tackles 12 at L.A. Chargers, Nov 22, 2020
Solo Tackles 10 at New England, Oct 24, 2021
Sacks 0.5 vs. New Orleans, Dec 12, 2021
Passes Defended 3 at New England, Jan 07, 2024
Forced Fumbles 2 at Indianapolis, Nov 04, 2021
Fumble Recoveries 1 vs. Miami, Nov 24, 2023
...2 more at 1.
Tackles For Loss 2 vs. Miami, Jan 05, 2025

Interceptions 2 vs. Miami, Jan 05, 2025
Interception Return Yards 51 at Buffalo, Nov 19, 2023
Safeties 1 vs. Atlanta, Dec 03, 2023
Special Teams Tackles 3 at Miami, Dec 17, 2023
Special Teams Forced Fumbles 1 at N.Y. Giants, Oct 29, 2023
Special Teams Fumble Recoveries 1 vs. Washington, Dec 24, 2023



25 TYREL DODSON

LINEBACKER // 6'0" // 237 // TEXAS A&M '19

ACQUIRED: WFL, '24 (SEA.)

HOMETOWN: FRANKLIN, TENN. // BORN: 06/25/98

NFL SEASON: SIXTH SEASON // DOLPHINS SEASON: SECOND SEASON

NFL CAREER

TRANSACTIONS:

- Awarded off waivers to Miami on Nov. 12, 2024.
- Waived by Seattle on Nov. 11, 2024.
- Signed by Seattle on March 15, 2024.
- Signed to a reserve/future contract with Buffalo on Jan. 5, 2020.
- Signed to Buffalo's practice squad Nov. 6, 2019.
- Waived by Buffalo on Nov. 4, 2019.
- Signed as an undrafted college free agent by Buffalo on May 9, 2019.

CAREER HONORS:

- AFC Defensive Player of the Week (at Cleveland, 12/29/24).

CAREER HIGHLIGHTS:

- Played in 91 career games with 42 starts.
- 356 tackles (222 solo), 11.5 sacks, 4 interceptions, 13 passes defended, 3 forced fumbles and 2 fumble recoveries.
- 15 special team tackles (11 solo) and 1 fumble recovery.
- Played in 5 postseason games with 1 start with Buffalo.

2025 (MIAMI):

- Started 15 games.
- Inactive for 1 game.
- 121 tackles (72 solo), 5.0 sacks, 1 interception, 3 passes defended, 1 forced fumble and 1 fumble recovery.

AT INDIANAPOLIS (9/7): 13 tackles (6 solo).

VS. NEW ENGLAND (9/14): 9 tackles (6 solo).

AT BUFFALO (9/18): 11 solo tackles, 1.0 sack and 1 pass defended.

- Sacked QB Josh Allen for a loss of 3 yards with 10:46 remaining in the 3rd quarter.

VS. N.Y. JETS (9/29): 9 tackles (5 solo), 1.0 sack and 1 forced fumble.

- Strip-sacked QB Justin Fields for a loss of 17 yards, which was recovered by LB Jaelan Phillips and returned to the New York 43-yard line with 4:23 remaining in the 2nd quarter.

AT CLEVELAND (10/19): 8 tackles (5 solo) and 1.0 sack.

- Sacked QB Dillon Gabriel for a loss of 7 yards on 3rd-and-12 to force Cleveland to punt with 3:03 remaining in the 2nd quarter.

AT ATLANTA (10/26): 4 tackles (3 solo) and 1 fumble recovery; 1 assisted special teams tackle.

- Recovered a RB Bijan Robinson fumble in the red zone and returned it to the Miami 16-yard line with 10:31 remaining in the 3rd quarter.

VS. WASHINGTON IN MADRID (11/16): 11 tackles (3 solo) and 1.0 sack.

- Sacked QB Marcus Mariota for a loss of 6 yards on 3rd-and-10, which led to a missed FG with 7:35 remaining in the 2nd quarter.

AT N.Y. JETS (12/7): 3 tackles (2 solo), 1 interception and 1 pass defended.

- Intercepted QB Tyrod Taylor at the Jets' 29-yard line with 7:35 remaining in the 1st quarter.

2024 (SEATTLE/MIAMI):

- Played in 8 games with 3 starts with Miami.
- 36 tackles (18 solo), 3 interceptions and 4 passes defended with Miami.
- Started 9 games with Seattle.
- 71 tackles (41 solo), 2.0 sacks, 2 passes defended and 1 forced fumble with Seattle.

VS. NEW ENGLAND (11/24): 5 tackles (2 solo), 1 interception and 1 pass defended.

- Intercepted QB Drake Maye at the Miami 46-yard line with 5:19 remaining in the 4th quarter.
- It was the 1st interception of his career.

AT GREEN BAY (11/28): 10 tackles (5 solo).

AT CLEVELAND (12/29): 15 tackles (8 solo), 1 interception and 1 pass defended.

- Intercepted QB Dorian Thompson-Robinson at the 50-yard line with 4:41 remaining in the 2nd quarter.
- Became the 1st Dolphins player since at least 1994 to record 15 tackles and an interception in a single game.

AT N.Y. JETS (1/5): 4 tackles (3 solo), 1 interception and 2 passes defended.

- Intercepted QB Aaron Rodgers off a S Jevón Holland deflection and returned it 7 yards on the Jets' 1st offensive play of the 1st quarter.

HONORS:

- AFC Defensive Player of the Week (at Cleveland, 12/29).

2023 (BUFFALO):

- Played in 17 games with 10 starts.
- 70 tackles (53 solo), 2.5 sacks, 2 passes defended, 1 forced fumble and 1 fumble recovery.
- 4 solo special teams tackles.

VS. JACKSONVILLE (10/8): 5 tackles (4 solo), 1 pass defended and 1 fumble recovery.

- Recovered a QB Trevor Lawrence fumble, which was forced by DT Ed Oliver at the Buffalo 32-yard line in the 4th quarter.

AT CINCINNATI (11/5): 9 tackles (7 solo); 1 solo special teams tackle.

VS. N.Y. JETS (11/19): 7 tackles (6 solo), 1.0 sack and 1 forced fumble.

- Sacked QB Zach Wilson on 2nd-and-8 in the 3rd quarter.



- Forced WR Garrett Wilson to fumble, which was recovered by CB Rasul Douglas and returned to the Buffalo 39-yard line with 14:20 remaining in the game.

POSTSEASON:

AFC DIVISIONAL VS. KANSAS CITY (1/21): 8 tackles (1 solo).

2022 (BUFFALO):

- Played 16 games with 3 starts.
- Had 1 game cancelled.
- 28 tackles (19 solo), 1.0 sack and 1 fumble recovery.
- 4 special teams tackles (3 solo).

VS. TENNESSEE (9/19): 1 fumble recovery.

- Recovered a muffed punt at Tennessee's 20-yard line, which led to a Buffalo FG on the ensuing drive.

VS. PITTSBURGH (10/9): 11 tackles (4 solo) and 1.0 sack.

- Sacked QB Kenny Pickett for a loss of 3 yards on 2nd-and-3 in the 3rd quarter.

VS. CLEVELAND (11/20): 13 tackles (9 solo).

POSTSEASON:

AFC WILD CARD VS. MIAMI (1/15): 1 fumble recovery.

AFC DIVISIONAL VS. CINCINNATI (1/22): Played but did not record any stats.

2021 (BUFFALO):

- Played in 16 games.
- Missed 1 game on the Reserve/COVID-19 list.
- 10 tackles (8 solo).
- 5 special teams tackles (2 solo).

VS. MIAMI (10/31): 2 special teams tackles (1 solo).

VS. NEW ENGLAND (12/6): 5 tackles (4 solo).

POSTSEASON:

AFC WILD CARD VS. NEW ENGLAND (1/15): 2 special teams tackles (1 solo).

AFC DIVISIONAL AT KANSAS CITY (1/23): Played but did not record any stats.

2020 (BUFFALO):

- Played in 10 games with 2 starts.
- Missed 6 games after being placed on injured reserve on Oct. 23 and activated on Dec. 11.
- 20 tackles (11 solo), 1.0 sack and 2 passes defended.
- 2 solo special teams tackles.

VS. N.Y. JETS (9/13): 4 tackles (3 solo) and 1.0 sack.

- Made his NFL debut.
- Sacked QB Sam Darnold for a loss of 5 yards to end the 3rd quarter.
- It was the 1st sack of his career.

AT MIAMI (9/20): 7 tackles (5 solo) and 2 passes defended; 1 solo special teams tackle.

- Made his 1st career start.

AT TENNESSEE (10/13): 7 tackles (5 solo).

POSTSEASON:

AFC WILD CARD VS. INDIANAPOLIS (1/9): Inactive.

AFC DIVISIONAL VS. BALTIMORE (1/16): Inactive.

AFC CHAMPIONSHIP AT KANSAS CITY (1/24): Inactive.

2019 (BUFFALO):

- Missed the first 8 games of the season on the Reserve/Suspended list.
- Spent the rest of the season on Buffalo's practice squad.

BEFORE THE NFL

COLLEGE (TEXAS A&M):

- 3-year letterman (2016-18).

CAREER: Played in 39 games with 26 starts; 202 tackles (107 solo), 6.0 sacks, 4 interceptions, 15 passes defended, 2 fumble recoveries.

JUNIOR (2018): Started all 13 games; 70 tackles (42 solo), 0.5 sack, 1 interception, 4 passes defended, 1 fumble recovery.

SOPHOMORE (2017): Started all 13 games; 105 tackles (50 solo), 5.5 sacks, 3 interceptions and 11 passes defended.

TRUE FRESHMAN (2016): Played in 13 games; 27 tackles (15 solo) and 1 fumble recovery.

HIGH SCHOOL (CENTENNIAL HS - FRANKLIN, TENN.)

- Also played basketball.
- Played on both sides of the ball.
- Recorded 111 tackles, 8.0 sacks, 2 interceptions and 2 defensive TDs.
- Totaled over 500 receiving yards and 16 TDs.

OFF THE FIELD

PERSONAL:

- **MAJOR:** Business management.

TYREL DODSON'S NFL REGULAR SEASON DEFENSIVE STATISTICS

DATE	TEAM	GP	GS	TK	S	TACKLES					INTERCEPTIONS					O. FUMB				ST				MISC			
						A	TFL	YDS	SK	YDS	QBH	NO	YDS	LG	TD	PD	FF	FR	TD	YDS	TK	S	A	FF	FR	S	A
2019	Buffalo	0	0	0	0	0	0	0	0	0.0	0.0	0	0	0	0	0	0	0	0	0	0	0	0	0	0	0	
2020	Buffalo	10	2	20	11	9	2	6	1.0	5.0	0	0	0	0	0	2	0	0	0	0	0	2	2	0	0	0	0
2021	Buffalo	16	0	10	8	2	0	0	0.0	0.0	0	0	0	0	0	0	0	0	0	0	0	5	2	3	0	0	0
2022	Buffalo	16	3	28	19	9	1	3	1.0	3.0	1	0	0	0	0	0	0	0	0	0	0	4	3	1	0	1	0
2023	Buffalo	17	10	70	53	17	8	22	2.5	11.0	6	0	0	0	0	2	1	1	0	0	0	4	4	0	0	0	0
2024	Seattle	9	9	71	41	30	5	15	2.0	9.0	3	0	0	0	0	2	1	0	0	0	0	0	0	0	0	0	0
2024	Miami	8	3	36	18	18	0	0	0.0	0.0	1	3	7	7	0	4	0	0	0	0	0	0	0	0	0	0	0
2024	TOTAL	17	12	107	59	48	5	15	2.0	9.0	4	3	7	7	0	6	1	0	0	0	0	0	0	0	0	0	0
2025	Miami	15	15	121	72	49	10	48	5.0	40.0	6	1	0	0	0	3	1	1	0	6	0	0	0	0	0	0	0
NFL TOTALS		91	42	356	222	134	26	94	11.5	68.0	17	4	7	7	0	13	3	2	0	6	15	11	4	0	1	0	0



TYREL DODSON'S NFL POSTSEASON DEFENSIVE STATISTICS

DATE	TEAM	GP	GS	TACKLES							YDS	QBH	INTERCEPTIONS				O. FUMB			ST			MISC			
				TK	S	A	TFL	YDS	SK	NO			YDS	LG	TD	PD	FF	FR	TD	YDS	TK	S	A	FF	FR	S
2020	Buffalo	0	0	0	0	0	0	0	0.0	0.0	0	0	0	0	0	0	0	0	0	0	0	0	0	0		
2021	Buffalo	2	0	0	0	0	0	0	0.0	0.0	0	0	0	0	0	0	0	0	0	2	1	1	0	0	0	
2022	Buffalo	2	0	0	0	0	0	0	0.0	0.0	0	0	0	0	0	0	0	0	0	0	0	0	1	0	0	
2023	Buffalo	1	1	8	7	1	1	0	0.0	0.0	0	0	0	0	0	0	0	0	0	0	0	0	0	0	0	
NFL TOTALS		5	1	8	7	1	1	0	0.0	0.0	0	0	0	0	0	0	0	0	0	2	1	1	0	1	0	0

SINGLE-GAME HIGHS: DEFENSIVE

Total Tackles	15 at Cleveland, Dec 29, 2024	Tackles For Loss	2 at N.Y. Jets, Dec 07, 2025
Solo Tackles	11 at Buffalo, Sep 18, 2025	Interceptions	...2 more at 2.
Sacks	1.0 vs. Tampa Bay, Dec 28, 2025	Interception Return Yards	1 at N.Y. Jets, Jan 05, 2025
Passes Defensed	...10 more at 1.0.	Special Teams Tackles	...2 more at 1.
Forced Fumbles	2 at N.Y. Jets, Jan 05, 2025	Special Teams Fumble Recoveries	7 at N.Y. Jets, Jan 05, 2025
Fumble Recoveries	...1 more at 2.	Longest Opp Fumble Return	2 vs. N.Y. Giants, Oct 15, 2023
	1 vs. N.Y. Jets, Sep 29, 2025		...1 more at 2.
	...2 more at 1.		1 vs. Tennessee, Sep 19, 2022
	1 at Atlanta, Oct 26, 2025		6 at Atlanta, Oct 26, 2025
	...1 more at 1.		



26 RASUL DOUGLAS

CORNERBACK // 6'2" // 209 // WEST VIRGINIA '16

ACQUIRED: FA, '25

HOMETOWN: EAST ORANGE, NJ // BORN: 08/29/94

NFL SEASON: NINTH SEASON // DOLPHINS SEASON: FIRST SEASON



NFL CAREER

TRANSACTIONS:

- Signed by Miami on August 27, 2025.
- Traded from Green Bay to Buffalo on Oct. 31, 2024.
- Signed to Green Bay's active roster on Oct. 6, 2021.
- Signed to Arizona's practice squad on Sept. 3, 2021.
- Released by Houston on Aug. 31, 2021.
- Signed by Houston on Aug. 25, 2021.
- Released by Las Vegas on Aug. 23, 2021.
- Signed by Las Vegas on April 19, 2021.
- Awarded off waivers to Carolina on Sept. 6, 2020.
- Wavied by Philadelphia on Sept. 5, 2020.
- 3rd-round pick (99th overall) by Philadelphia in the 2017 NFL Draft.

CAREER HONORS:

- AFC Defensive Player of the Week (at N.Y. Jets, 12/7/25).
- AFC Defensive Player of the Week (vs. New England, 12/31/23).
- NFC Defensive Player of the Week (vs. L.A. Rams, 11/28/21).

CAREER HIGHLIGHTS:

- Played in 134 career games with 92 starts.
- 484 tackles (380 solo), 3.0 sacks, 21 interceptions, 91 passes defended, 4 forced fumbles and 3 fumble recoveries; 3 interceptions returned for a TD.
- Played in 11 postseason games with 7 starts – 6 with Philadelphia, 1 with Green Bay and 4 with Buffalo.
- Won Super Bowl LII with Philadelphia.

2025 (MIAMI):

- Played in 14 games with 12 starts.
- Inactive for 2 games.
- 59 tackles (35 solo), 1.0 sack, 2 interceptions, 12 passes defended and 1 forced fumble.

AT BUFFALO (9/18): 7 tackles (4 solo).

VS. N.Y. JETS (9/29): 3 tackles (2 solo), 1.0 sack and 2 passes defended.

- Sacked QB Justin Fields for a loss of 2 yards on 2nd-and-6 with 8:01 remaining in the 2nd quarter.

VS. L.A. CHARGERS (10/12): 7 tackles (4 solo) and 1 forced fumble.

- Forced TE Oronde Gadsden II to fumble, which was recovered by LB Jordyn Brooks and returned to the Chargers 49-yard line with 4:22 remaining in the 1st quarter.

VS. NEW ORLEANS (11/30): 6 tackles (4 solo), 1 interception and 1 pass defended.

- Intercepted QB Tyler Shough in the red zone and returned it 38 yards to the New Orleans 42-yard line with 1:16 remaining in the 2nd quarter.

AT N.Y. JETS (12/7): 2 assisted tackles, 1 interception and 5 passes defended.

- Intercepted QB Brady Cook at the goal line and returned it 5 yards with 37 seconds remaining in the 2nd quarter.

HONORS:

- AFC Defensive Player of the Week (at N.Y. Jets, 12/7).

2024 (BUFFALO):

- Started 15 games.
- Inactive for 2 games.
- 58 tackles (43 solo), 5 passes defended and 1 forced fumble.

AT BALTIMORE (9/29): 7 tackles (5 solo) and 1 forced fumble.

- Forced QB Lamar Jackson to fumble, which was recovered by LB Baylon Spector at the Buffalo 39-yard line with 2:35 remaining in the 2nd quarter.

AT N.Y. JETS (10/14): 5 tackles (4 solo) and 1 pass defended.

AT SEATTLE (10/27): 6 tackles (4 solo) and 1 pass defended.

POSTSEASON:

AFC WILD CARD VS. DENVER (1/12): 3 tackles (2 solo).

AFC DIVISIONAL VS. BALTIMORE (1/19): 6 tackles (4 solo).

AFC CHAMPIONSHIP AT KANSAS CITY (1/26): 7 tackles (6 solo).

2023 (GREEN BAY/BUFFALO):

- Played in 9 games with 8 starts with Buffalo.
- 29 tackles (21 solo), 1.0 sack, 4 interceptions, 8 passes defended and 2 fumble recoveries; 1 interception returned for a TD with Buffalo.
- Started in 7 games with Green Bay.
- 32 tackles (26 solo), 1 interception, 6 passes defended and 1 fumble recovery with Green Bay.

AT CHICAGO (9/10): 8 tackles (6 solo), 1 pass defended and 1 fumble recovery.

- Recovered a QB Justin Fields fumble with 5:08 remaining in the 3rd quarter.

AT ATLANTA (9/17): 4 solo tackles, 1 interception and 2 passes defended.

- Intercepted QB Desmond Ridder on Atlanta's first possession of the game.

VS. DENVER (11/13): 6 tackles (5 solo) and 1 fumble recovery.

- Recovered a WR Courtland Sutton fumble at the Buffalo 46-yard line in the 3rd quarter.



VS. N.Y. JETS (11/19): 4 tackles (2 solo), 2 interceptions, 3 passes defended and 1 fumble recovery.

- Intercepted QB Zach Wilson and returned it 8 yards to the Jets' 22-yard line in the 2nd quarter.
- Recovered a WR Garrett Wilson fumble and returned it to the Buffalo 39-yard line in the 4th quarter.
- Intercepted QB Tim Boyle with 2:36 remaining in the game to cement Buffalo's victory.

VS. NEW ENGLAND (12/31): 2 tackles (1 solo), 2 interceptions and 3 passes defended; 1 interception returned for a TD.

- Intercepted a pass from QB Bailey Zappe and returned it to the New England 14-yard line with 8:41 remaining in the 1st quarter.
- Intercepted QB Bailey Zappe and returned it 40 yards for a TD with 12:47 remaining in the 2nd quarter.

POSTSEASON:

AFC DIVISIONAL VS. KANSAS CITY (1/21): 2 tackles (1 solo) and 1 forced fumble.

- Forced WR Mecole Hardman Jr. to fumble, but was recovered by Kansas City in the 2nd quarter.

HONORS:

- AFC Defensive Player of the Week (vs. New England, 12/31).

2022 (GREEN BAY):

- Played in all 17 games with 12 starts.
- 76 tackles (63 solo), 1.0 sack, 4 interceptions, 13 passes defended and 1 forced fumble.
- 9 special teams tackles (6 solo).

AT TAMPA BAY (9/25): 8 solo tackles and 2 passes defended.

AT WASHINGTON (10/23): 10 tackles (5 solo) and 3 passes defended. **AT BUFFALO (10/30):** 5 solo tackles, 1 interception and 1 pass defended.

- Intercepted QB Josh Allen with 12:46 remaining in the 4th quarter.

AT PHILADELPHIA (11/27): 8 tackles (6 solo) and 1 pass defended.

AT MIAMI (12/25): 3 solo tackles, 1 interception and 2 passes defended.

- Intercepted QB Tua Tagovailoa to seal Green Bay's victory with 1:34 remaining in the game.

2021 (ARIZONA/GREEN BAY):

- Played in 12 games with 9 starts with Green Bay.
- Inactive for 1 game with Green Bay.
- 52 tackles (48 solo), 3.0 sacks, 5 interceptions, 13 passes defended and 1 forced fumble with Green Bay.
- 5 special teams tackles (4 solo) with Green Bay.
- Spent 4 games on Arizona's practice squad.

VS. WASHINGTON (10/24): 4 solo tackles, 1 pass defended and 1 forced fumble.

- Forced RB DeAndre Carter to fumble, but was recovered by Washington.

AT ARIZONA (10/28): 9 solo tackles, 1 interception and 2 passes defended.

- Intercepted QB Kyler Murray in the end zone to seal Green Bay's victory with 15 seconds remaining.

VS. L.A. RAMS (11/28): 5 tackles (3 solo), 1 interception and 4 passes defended; 1 interception returned for a TD.

- Intercepted QB Matthew Stafford and returned it 33 yards for a TD with 2:01 remaining in the 3rd quarter.

VS. CLEVELAND (12/25): 3 solo tackles, 2 interceptions and 4 passes defended.

- Intercepted a pass from QB Baker Mayfield and returned it to the Cleveland 49-yard line with under 2 minutes remaining in the 2nd quarter.
- Intercepted QB Baker Mayfield with 50 seconds remaining to seal Green Bay's victory.

POSTSEASON:

NFC DIVISIONAL VS. SAN FRANCISCO (1/22): 4 tackles (2 solo) and 1 pass defended.

HONORS:

- NFC Defensive Player of the Week (vs. L.A. Rams, 11/28).

2020 (CAROLINA):

- Played in 14 games with 11 starts.
- Missed 2 games on the Reserve/COVID list.
- 62 tackles (50 solo) and 9 passes defended.

VS. LAS VEGAS (9/13): 1 solo tackle and 2 passes defended.

AT TAMPA BAY (9/20): 7 solo tackles.

AT ATLANTA (10/11): 8 tackles (6 solo) and 1 pass defended.

VS. CHICAGO (10/18): 1 solo tackle and 3 passes defended.

2019 (PHILADELPHIA):

- Played in all 16 games with 6 starts.
- 35 tackles (24 solo) and 10 passes defended.
- 3 solo special teams tackles.

VS. N.Y. JETS (10/6): 4 tackles (3 solo) and 2 passes defended.

AT MINNESOTA (10/13): 6 tackles (5 solo).

AT DALLAS (10/20): 5 tackles (2 solo).

AT N.Y. GIANTS (12/29): 4 tackles (3 solo) and 3 passes defended.

POSTSEASON:

NFC WILD CARD VS. SEATTLE (1/5): Played but did not record any stats.

2018 (PHILADELPHIA):

- Played in all 16 games with 7 starts.
- 57 tackles (48 solo), 3 interceptions and 4 passes defended.
- 1 assisted special teams tackle.

VS. ATLANTA (9/6): 1 interception and 1 pass defended.

- Intercepted QB Matt Ryan at the Philadelphia 4-yard line with 13:03 remaining in the game.

AT DALLAS (12/9): 9 solo tackles, 1 interception and 1 pass defended.

- Intercepted a pass from QB Dak Prescott and returned it 17 yards in the 2nd quarter.



AT L.A. RAMS (12/16): 14 tackles (11 solo).

AT WASHINGTON (12/30): 6 tackles (4 solo), 1 interception and 1 pass defended.

- Intercepted QB Josh Johnson and returned it to the Eagles' 30-yard line on the 1st play of the game.

POSTSEASON:

NFC WILD CARD AT CHICAGO (1/6): 8 solo tackles and 1 pass defended.

NFC DIVISIONAL AT NEW ORLEANS (1/13): 2 solo tackles.

2017 (PHILADELPHIA):

- Played in 14 games with 5 starts.
- Inactive for 2 games.
- 24 tackles (22 solo), 2 interceptions and 11 passes defended.

AT KANSAS CITY (9/17): 4 solo tackles and 1 pass defended.

- Made his NFL debut.

VS. N.Y. GIANTS (9/24): 4 tackles (3 solo), 1 interception and 1 pass defended.

- Intercepted QB Eli Manning at the Philadelphia 4-yard line in the 2nd quarter.
- It was the 1st interception of his career.
- Made his 1st career start.

AT CAROLINA (10/12): 2 solo tackles, 1 interception and 3 passes defended.

- Intercepted QB Cam Newton and returned it 7 yards to the Carolina 12-yard line with 6:34 remaining in the 2nd quarter.

POSTSEASON:

NFC DIVISIONAL VS. ATLANTA (1/13): Played but did not record any stats.

NFC CHAMPIONSHIP VS. MINNESOTA (1/21): Played but did not record any stats.

SUPER BOWL LII AT NEW ENGLAND (2/4): Played but did not record any stats.

BEFORE THE NFL

COLLEGE (WEST VIRGINIA):

- 2-year letterman (2015-16).
- Transferred from Nassau Community College to West Virginia after the 2014 season.

CAREER (AT WEST VIRGINIA): Played in 24 games with 12 starts; 78 tackles (55 solo), 1.0 sack, 9 interceptions, 18 passes defended and 2 forced fumbles.

SENIOR (2016 AT WEST VIRGINIA): Played in 13 games with 12 starts; 70 tackles (55 solo), 1.0 sack, 8 interceptions, 16 passes defended and 1 forced fumble.

- 1st-team All-Big 12.

JUNIOR (2015 AT WEST VIRGINIA): Played in 11 games; 8 tackles (6 solo), 1 interception, 1 pass defended and 1 forced fumble.

SOPHOMORE (2014 AT NASSAU CC): 43 tackles (33 solo), 2 interceptions, 15 passes defended, 1 forced fumble and 1 fumble recovery.

- 1st-team NJCAA All-America.

TRUE FRESHMAN (2013 AT NASSAU CC): 40 tackles (27 solo), 3 interceptions and 3 passes defended.

HIGH SCHOOL (EAST ORANGE HS – EAST ORANGE, N.J.)

- Finished his career with 117 tackles (90 solo), 4 interceptions and 4 fumble recoveries.

OFF THE FIELD

PERSONAL:

- **PRONUNCIATION:** First name is pronounced RAH-soul.

RASUL DOUGLAS' NFL REGULAR SEASON DEFENSIVE STATISTICS

DATE	TEAM	GP	GS	TK	S	TACKLES				INTERCEPTIONS				O. FUMB				ST				MISC				
						A	TFL	YDS	SK	YDS	QBH	NO	YDS	LG	TD	PD	FF	FR	TD	YDS	TK	S	A	FF	FR	S
2017	Philadelphia	14	5	24	22	2	0	0	0.0	0.0	0	2	7	7	0	11	0	0	0	0	1	1	0	0	0	0
2018	Philadelphia	16	7	57	48	9	6	14	0.0	0.0	0	3	14	17	0	4	0	0	0	0	1	0	1	0	0	0
2019	Philadelphia	16	6	35	24	11	3	5	0.0	0.0	1	0	0	0	0	10	0	0	0	0	0	0	0	0	0	0
2020	Carolina	14	11	62	50	12	1	1	0.0	0.0	0	0	0	0	0	9	0	0	0	0	0	0	0	0	0	0
2021	Green Bay	12	9	52	48	4	1	4	0.0	0.0	0	5	105	55t	2	13	1	0	0	0	5	4	1	0	0	0
2022	Green Bay	17	12	76	63	13	4	7	1.0	0.0	1	4	26	22	0	13	1	0	0	0	9	6	3	0	0	0
2023	Green Bay	7	7	32	26	6	2	13	0.0	0.0	0	1	-2	0	0	6	1	0	0	0	0	0	0	0	0	0
2023	Buffalo	9	8	29	21	8	1	10	1.0	10.0	1	4	58	40t	1	8	0	2	0	2	0	0	0	0	0	0
2023	TOTAL	16	15	61	47	14	3	23	1.0	10.0	1	5	56	40t	1	14	0	3	0	2	0	0	0	0	0	0
2024	Buffalo	15	15	58	43	15	5	11	0.0	0.0	0	0	0	0	0	5	1	0	0	0	0	0	0	0	0	0
2025	Miami	14	12	59	35	24	2	3	1.0	2.0	2	2	43	38	0	12	1	0	0	0	0	0	0	0	0	0
NFL TOTALS		134	92	484	380	104	25	68	3.0	12.0	5	21	251	55t	3	91	4	3	0	2	16	11	5	0	0	0

RASUL DOUGLAS' NFL POSTSEASON DEFENSIVE STATISTICS

DATE	TEAM	GP	GS	TK	TACKLES						YDS	QBH	INTERCEPTIONS				O. FUMB				ST				MISC	
					S	A	TFL	YDS	SK	NO			YDS	LG	TD	PD	FF	FR	TD	YDS	TK	S	A	FF	FR	S
2017	Philadelphia	3	0	0	0	0	0	0	0	0.0	0	0	0	0	0	0	0	0	0	0	0	0	0	0	0	0
2018	Philadelphia	2	2	10	10	0	0	0	0	0.0	0	0	0	0	1	0	0	0	0	0	0	0	0	0	0	0
2019	Philadelphia	1	0	0	0	0	0	0	0	0.0	0	0	0	0	0	0	0	0	0	0	0	0	0	0	0	0
2021	Green Bay	1	1	4	2	2	0	0	0	0.0	0	0	0	0	1	0	0	0	0	0	1	1	0	0	0	0
2023	Buffalo	1	1	2	1	1	0	0	0	0.0	0	0	0	0	1	0	0	0	0	0	0	0	0	0	0	0
2024	Buffalo	3	3	16	12	4	0	0	0	0.0	0	0	0	0	0	0	0	0	0	0	0	0	0	0	0	0
NFL TOTALS		11	7	32	25	7	0	0	0	0.0	0	0	0	0	2	1	0	0	0	0	1	1	0	0	0	0



SINGLE-GAME HIGHS: DEFENSIVE

Total Tackles	14 at L.A. Rams, Dec 16, 2018
Solo Tackles	11 at L.A. Rams, Dec 16, 2018
Sacks	1.0 vs. N.Y. Jets, Sep 29, 2025 ...2 more at 1.0.
Passes Defensed	5 at N.Y. Jets, Dec 07, 2025
Forced Fumbles	1 at Baltimore, Sep 29, 2024 ...2 more at 1.
Fumble Recoveries	1 vs. N.Y. Jets, Nov 19, 2023 ...2 more at 1.

Tackles For Loss	2 at Houston, Oct 06, 2024 ...1 more at 2.
Interceptions	2 vs. New England, Dec 31, 2023 ...2 more at 2.
Interception Return Yards	55 vs. Chicago, Dec 12, 2021
Special Teams Tackles	2 vs. L.A. Rams, Dec 19, 2022 ...1 more at 2.
Longest Opp Fumble Return	2 vs. N.Y. Jets, Nov 19, 2023



85 GREG DULCICH

TIGHT END // 6'4" // 245 // UCLA '22

ACQUIRED: FA, '25

HOMETOWN: GLENDALE, CALIF. // BORN: 03/26/00

NFL SEASON: FOURTH SEASON // DOLPHINS SEASON: FIRST SEASON

NFL CAREER

TRANSACTIONS:

- Signed to Miami's active roster on Oct. 22, 2025.
- Signed to Miami's practice squad on Aug. 27, 2025.
- Waived by the N.Y. Giants on Aug. 26, 2025.
- Awarded off waivers by the N.Y. Giants on Nov. 26, 2024.
- Waived by Denver on Nov. 25, 2024.
- 3rd-round pick (80th overall) by Denver in the 2022 NFL Draft.

CAREER HIGHLIGHTS:

- Played in 30 career games with 13 starts.
- 64 receptions for 768 yards (12.0 avg.) and 3 TDs.
- 1 carry for -7 yards.
- 1 miscellaneous tackle.

2025 (MIAMI):

- Played in 9 games with 3 starts.
- Spent 7 games on Miami's practice squad.
- 23 receptions for 304 yards (13.2 avg.) and 1 TD.
- 1 carry for -7 yards.
- 1 miscellaneous tackle.

VS. BALTIMORE (10/30): 5 receptions for 48 yards (9.8 avg.).

AT N.Y. JETS (12/7): 3 receptions for 41 yards (13.7 avg.).

VS. TAMPA BAY (12/28): 5 receptions for 58 yards (11.6 avg.) and 1 TD; 1 carry for -7 yards.

- Caught an 11-yard TD pass from QB Quinn Ewers to give Miami a 17-7 lead with 1:43 left in the 2nd quarter.

2024 (DENVER/N.Y. GIANTS)

- Played in 5 games with the N.Y. Giants.
- Inactive for 1 game with the N.Y. Giants.
- Played in 4 games with 3 starts with Denver.
- Inactive for 8 games with Denver.
- 5 receptions for 28 yards (5.6 avg.) with Denver.

AT SEATTLE (9/8): 2 receptions for 12 yards (6.0 avg.).

VS. PITTSBURGH (9/15): 3 receptions for 16 yards (5.3 avg.).

2023 (DENVER):

- Played in 2 games with 1 start.
- Missed 4 games after being placed on injured reserve on Sept. 16 and activated on Oct. 12.
- Missed the remainder of the season after being placed on injured reserve on Oct. 21.
- 3 receptions for 25 yards (8.3 avg.).

VS. LAS VEGAS (9/10): 2 receptions for 22 yards (11.0 avg.).

2022 (DENVER):

- Played in 10 games with 6 starts.

- Missed the first 5 games of the season after being placed on injured reserve on Aug. 31 and activated on Oct. 16.
- Missed the final 2 games of the season after being placed on injured reserve on Dec. 30.
- 33 receptions for 411 yards (12.5 avg.) and 2 TDs.

AT L.A. CHARGERS (10/17): 2 receptions for 44 yards (22.0 avg.) and 1 TD.

- Caught a 39-yard TD pass from QB Russell Wilson to extend Denver's lead, 10-0, with 1:57 remaining in the 1st quarter.
- It was his 1st career TD.
- Made his NFL debut.

AT JACKSONVILLE (10/30): 4 receptions for 87 yards (21.8 avg.).

AT BALTIMORE (12/4): 6 receptions for 85 yards (14.2 avg.).

AT L.A. RAMS (12/25): 4 receptions for 39 yards (9.8 avg.) and 1 TD.

- Caught an 11-yard TD pass from QB Russell Wilson with 8:38 remaining in the game.

BEFORE THE NFL

COLLEGE (UCLA):

- 4-year letterman (2018-21).

CAREER: Played in 33 games with 17 starts; 77 receptions for 1,353 yards (17.6 avg.) and 11 TDs.

SENIOR 2021: Started all 12 games; 42 receptions for 725 yards (17.3 avg.) and 5 TDs.

- 1st-team All-Pac 12.
- Semifinalist for the John Mackey Award.

JUNIOR (2020): Played in 7 games with 5 starts; 26 receptions for 517 yards (19.9 avg.) and 5 TDs.

- 2nd-team All-Pac 12.

SOPHOMORE (2019): Played in 11 games.

TRUE FRESHMAN (2018): Played in 3 games.

HIGH SCHOOL (ST. FRANCIS HS - LA CAÑADA FLINTRIDGE, CALIF.)

SENIOR (2017): 50 receptions for 1,168 yards (23.4 avg.) and 12 TDs.

OFF THE FIELD

PERSONAL:

- **PRONUNCIATION:** Last name is pronounced dull-sitch.
- **MAJOR:** Political science.



GREG DULCICH'S NFL REGULAR SEASON RUSHING/RECEIVING STATISTICS

DATE	TEAM	GP	GS	RECEIVING					TD	RUSHING				
				NO.	YDS.	AVG.	LG			NO.	YDS.	AVG.	LG	TD
2022	Denver	10	6	33	411	12.5	39t	2		0	0	0.0	0	0
2023	Denver	2	1	3	25	8.3	13	0		0	0	0.0	0	0
2024	Denver	4	3	5	28	5.6	9	0		0	0	0.0	0	0
2024	N.Y. Giants	5	0	0	0	0.0	0	0		0	0	0.0	0	0
2024	TOTAL	9	3	5	28	5.6	9	0		0	0	0.0	0	0
2025	Miami	9	3	23	304	13.2	29	1		1	-7	-7.0	-7	0
NFL TOTALS		30	13	64	768	12.0	39t	3		1	-7	-7.0	0	0

SINGLE-GAME HIGHS: RECEIVING

Receptions

6 at Baltimore, Dec 04, 2022

...1 more at 6.

Receiving Yards

87 at Jacksonville, Oct 30, 2022

Receiving Average

21.8 at Jacksonville, Oct 30, 2022

Longest Receptions

39t at L.A. Chargers, Oct 17, 2022

Receiving TDs

1 vs. Tampa Bay, Dec 28, 2025

...2 more at 1.

All-Purpose Yards

87 at Jacksonville, Oct 30, 2022

Most TDs

1 vs. Tampa Bay, Dec 28, 2025

...2 more at 1.

Scrimmage Yards

87 at Jacksonville, Oct 30, 2022

2022 GXG REGULAR-SEASON (DENVER)

DATE	OPPONENT	P/S	RECEIVING					TD	RUSHING					W/L	SCORE
			NO.	YDS.	AVG.	LG			NO.	YDS.	AVG.	LG	TD		
09/12	at Seattle								INJURED RESERVE					L	16-17
09/18	Houston								INJURED RESERVE					W	16-9
09/25	San Francisco								INJURED RESERVE					W	11-10
10/02	at Las Vegas								INJURED RESERVE					L	23-32
10/06	Indianapolis								INJURED RESERVE					L	9-12+
10/17	at L.A. Chargers								INJURED RESERVE					L	16-19+
10/23	N.Y. Jets	P	6	51	8.5	16	0		0	0.0	0	0	0	L	9-16
10/30	at Jacksonville	S	4	87	21.8	38	0		0	0.0	0	0	0	W	21-17
11/13	at Tennessee	S	1	11	11.0	11	0		0	0.0	0	0	0	L	10-17
11/20	Las Vegas	S	4	30	7.5	15	0		0	0.0	0	0	0	L	16-22+
11/27	at Carolina	P	2	11	5.5	9	0		0	0.0	0	0	0	L	10-23
12/04	at Baltimore	P	6	85	14.2	30	0		0	0.0	0	0	0	L	9-10
12/11	Kansas City	S	3	42	14.0	23	0		0	0.0	0	0	0	L	28-34
12/18	Arizona	S	1	11	11.0	11	0		0	0.0	0	0	0	W	24-15
12/25	at L.A. Rams	S	4	39	9.8	11t	1		0	0.0	0	0	0	L	14-51
01/01	at Kansas City								INJURED RESERVE					L	24-27
01/08	L.A. Chargers								INJURED RESERVE					W	31-28
2022 TOTALS		9-6	31	367	11.8	38	1		0	0.0	0	0	0	5-12	

+ - Overtime

2023 GXG REGULAR-SEASON (DENVER)

DATE	OPPONENT	P/S	RECEIVING					TD	RUSHING					W/L	SCORE
			NO.	YDS.	AVG.	LG			NO.	YDS.	AVG.	LG	TD		
09/10	Las Vegas	S	2	22	11.0	13	0		0	0.0	0	0	0	L	16-17
09/17	Washington								INJURED RESERVE					L	33-35
09/24	at Miami								INJURED RESERVE					L	20-70
10/01	at Chicago								INJURED RESERVE					W	31-28
10/08	N.Y. Jets								INJURED RESERVE					L	21-31
10/12	at Kansas City	P	1	3	3.0	3	0		0	0.0	0	0	0	L	8-19
10/22	Green Bay								INJURED RESERVE					W	19-17
10/29	Kansas City								INJURED RESERVE					W	24-9
11/13	at Buffalo								INJURED RESERVE					W	24-22
11/19	Minnesota								INJURED RESERVE					W	21-20
11/26	Cleveland								INJURED RESERVE					W	29-12
12/03	at Houston								INJURED RESERVE					L	17-22
12/10	at L.A. Chargers								INJURED RESERVE					W	24-7
12/16	at Detroit								INJURED RESERVE					L	17-42
12/24	New England								INJURED RESERVE					L	23-26
12/31	L.A. Chargers								INJURED RESERVE					W	16-9
01/07	at Las Vegas								INJURED RESERVE					L	14-27
2023 TOTALS		2-1	3	25	8.3	13	0		0	0.0	0	0	0	8-9	



2024 GXG REGULAR-SEASON (DENVER/N.Y. GIANTS)

DATE	OPPONENT	P/S	RECEIVING					RUSHING					W/L	SCORE
			NO.	YDS.	AVG.	LG	TD	NO.	YDS.	AVG.	LG	TD		
09/08	at Seattle	S	2	12	6.0	7	0	0	0	0.0	0	0	L	20-26
09/15	Pittsburgh	P	3	16	5.3	9	0	0	0	0.0	0	0	L	6-13
09/22	at Tampa Bay	S	0	0	0.0	0	0	0	0	0.0	0	0	W	26-7
09/29	at N.Y. Jets	S	0	0	0.0	0	0	0	0	0.0	0	0	W	10-9
10/06	Las Vegas						INACTIVE						W	34-18
10/13	L.A. Chargers						INACTIVE						L	16-23
10/17	at New Orleans						INACTIVE						W	33-10
10/27	Carolina						INACTIVE						W	28-14
11/03	at Baltimore						INACTIVE						L	10-41
11/10	at Kansas City						INACTIVE						L	14-16
11/17	Atlanta						INACTIVE						W	38-6
11/24	at Las Vegas						INACTIVE						W	29-19
11/28	at Dallas						Went from Denver to N.Y. Giants.						L	20-27
12/08	New Orleans	P	0	0	0.0	0	0	0	0	0.0	0	0	L	11-14
12/15	Baltimore	P	0	0	0.0	0	0	0	0	0.0	0	0	L	14-35
12/22	at Atlanta	P	0	0	0.0	0	0	0	0	0.0	0	0	L	7-34
12/29	Indianapolis	P	0	0	0.0	0	0	0	0	0.0	0	0	W	45-33
01/05	at Philadelphia	P	0	0	0.0	0	0	0	0	0.0	0	0	L	13-20
2024 TOTALS		9-3	5	28	5.6	9	0	0	0	0.0	0	0	8-10	

2025 GXG REGULAR-SEASON (MIAMI)

DATE	OPPONENT	P/S	RECEIVING					RUSHING					W/L	SCORE
			NO.	YDS.	AVG.	LG	TD	NO.	YDS.	AVG.	LG	TD		
09/07	at Indianapolis						PRACTICE SQUAD						L	8-33
09/14	New England						PRACTICE SQUAD						L	27-33
09/18	at Buffalo						PRACTICE SQUAD						L	21-31
09/29	N.Y. Jets						PRACTICE SQUAD						W	27-21
10/05	at Carolina						PRACTICE SQUAD						L	24-27
10/12	L.A. Chargers						PRACTICE SQUAD						L	27-29
10/19	at Cleveland						PRACTICE SQUAD						L	6-31
10/26	at Atlanta	P	0	0	0.0	0	0	0	0	0.0	0	0	W	34-10
10/30	Baltimore	P	5	49	9.8	16	0	0	0	0.0	0	0	L	6-28
11/09	Buffalo	P	1	22	22.0	22	0	0	0	0.0	0	0	W	30-13
11/16	Washington	S	2	18	9.0	14	0	0	0	0.0	0	0	W	16-13+
11/30	New Orleans	P	2	24	12.0	21	0	0	0	0.0	0	0	W	21-17
12/07	at N.Y. Jets	P	3	41	13.7	23	0	0	0	0.0	0	0	W	34-10
12/15	at Pittsburgh	P	2	46	23.0	29	0	0	0	0.0	0	0	L	15-28
12/21	Cincinnati	S	3	46	15.3	29	0	0	0	0.0	0	0	L	21-45
12/28	Tampa Bay	S	5	58	11.6	23	1	1	-7	-7.0	-7	0	W	20-17
2025 TOTALS		9-3	23	304	13.2	29	1	1	-7	-7.0	-7	0	7-9	

+ - Overtime



14 QUINN EWERS

QUARTERBACK // 6'2" // 209 // TEXAS '25

ACQUIRED: D7A, '25

HOMETOWN: SOUTHLAKE, TEXAS // BORN: 03/15/03

NFL SEASON: ROOKIE SEASON // DOLPHINS SEASON: ROOKIE SEASON

NFL CAREER

TRANSACTIONS:

- 7th-round pick (231st overall) by Miami in the 2025 NFL Draft.

CAREER HIGHLIGHTS:

- Played in 3 career games with 2 starts.
- 39-of-60 passing (65.0 pct.) for 485 yards, 2 TDs and a QB rating of 87.2.
- 7 carries for 10 yards (1.4 avg.).
- 1 reception for -6 yards.
- 1 miscellaneous fumble recovery.

2025 (MIAMI):

- Played in 3 games with 2 starts.
- Inactive for 13 games.
- 39-of-60 passing (65.0 pct.) for 485 yards, 2 TDs and a QB rating of 87.2.
- 7 carries for 10 yards (1.4 avg.).
- 1 reception for -6 yards.
- 1 miscellaneous fumble recovery.

AT CLEVELAND (10/19): 5-of-8 passing (62.5 pct.) for 53 yards and a QB rating of 81.8; 1 carry for 0 yards.

- Made his NFL debut.

VS. CINCINNATI (12/21): 20-of-30 passing (66.7 pct.) for 172 yards and a QB rating of 66.0; 2 carries for 5 yards (2.5 avg.).

- Made his 1st career start.

VS. TAMPA BAY (12/28): 14-of-22 passing (63.6 pct.) for 172 yards, 2 TDs and a passer rating of 118.0; 4 carries for 5 yards (1.3 avg.); 1 reception for -6 yards.

- Found WR Theo Wease Jr. for a 63-yard TD pass to make it 7-7 with 4:29 remaining in the 1st quarter.
- Connected with TE Greg Dulcich on an 11-yard TD pass to give Miami a 17-7 lead with 1:43 remaining in the 2nd quarter.
- Became the 1st Dolphins rookie to throw 2 TDs in the 1st half since Dan Marino (1983).

BEFORE THE NFL

COLLEGE (TEXAS):

- 3-year starter (2022-24).
- Transferred from Ohio State to Texas following the 2021 season.

CAREER: Played in 37 games with 36 starts; 737-of-1,135 (64.9 pct.) for 9,128 yards and 68 TDs; 140 carries for -59 yards (-0.4 avg.) and 8 TDs; 1 reception for 3 yards.

- Ranks 3rd-all time in completions, passing yards and passing TDs among Texas quarterbacks.

REDSHIRT JUNIOR (2024 AT TEXAS): Started in 14 games; 293-of-445 (65.8 pct.) for 3,472 yards and 31 TDs; 57 carries for -82 yards (-1.4 avg.) and 2 TDs.

- Led team to a 13-3 record and the College Football Playoff semifinals.
- 2nd-team All-SEC.
- His 31 passing touchdowns were the 3rd-most in a single-season in Texas history.

REDSHIRT SOPHOMORE (2023 AT TEXAS): Started 12 games; 272-of-394 (69.0 pct.) for 3,479 yards and 22 TDs; 59 carries for 75 yards (1.3 avg.) and 5 TDs; 1 reception for 3 yards.

- Led team to a 12-2 record, the Big 12 Championship and College Football Playoff semifinals.
- 2nd-team All-Big 12.
- Semifinalist for the Davey O'Brien Award.
- His 3,479 passing yards were the 5th-most by a Texas quarterback in program history.

REDSHIRT FRESHMAN (2022 AT TEXAS): Started in 10 games; 172-of-196 (58.1 pct.) for 2,177 yards and 15 TDs; 24 carries for -52 yards (-2.2 avg.) and 1 TD.

- Big 12 Offensive Newcomer of the Year.

TRUE FRESHMAN (2021 AT OHIO STATE): Played in 1 game.

HIGH SCHOOL (CARROLL SENIOR HS – SOUTHLAKE, TEXAS)

- Also played baseball.
- Reclassified after his junior year to join the class of 2021.

JUNIOR (2020): 159-of-241 (66.0 pct.) for 2,442 passing yards and 28 TDs; 133 rushing yards and 3 TDs.

- Led team to a 12-2 record, the district title and the state championship game.
- 2nd-team all-state.
- District MVP.

SOPHOMORE (2019): 291-of-402 (72.4 pct.) for 4,003 yards and 45 TDs; 568 rushing yards and 9 TDs.

- Led team to a 13-1 record and district title.

OFF THE FIELD

PERSONAL:

- **MAJOR:** Physical culture and sports.



QUINN EWERS' NFL REGULAR SEASON PASSING/RUSHING STATISTICS

		PASSING													RUSHING				
DATE	TEAM	GP	GS	ATT.	CMP.	PCT.	YDS	AVG.	TD	INT.	LG	SK	LST	RATE	NO.	YDS.	AVG.	LG	TD
2025	Miami	3	2	60	39	65.0	485	8.1	2	2	63t	4	39	87.2	7	10	1.4	7	0
TOTALS		3	2	60	39	65.0	485	8.1	2	2	63t	4	39	87.2	7	10	1.4	7	0


SINGLE-GAME HIGHS: QUARTERBACK

Pass Attempts	30 vs. Cincinnati, Dec 21, 2025	Completion Percentage	66.7 vs. Cincinnati, Dec 21, 2025
Pass Completions	20 vs. Cincinnati, Dec 21, 2025	Passer Rating	118.0 vs. Tampa Bay, Dec 28, 2025
Yards Passing	260 vs. Cincinnati, Dec 21, 2025	Rush Attempts	4 vs. Tampa Bay, Dec 28, 2025
TD Passes	2 vs. Tampa Bay, Dec 28, 2025	Rushing Yards	5 vs. Tampa Bay, Dec 28, 2025
Long Passes	63t vs. Tampa Bay, Dec 28, 2025	Longest Runs	...1 more at 5.
			7 vs. Tampa Bay, Dec 28, 2025

2025 GAME-BY-GAME REGULAR-SEASON STATISTICS (MIAMI)

DATE	OPPONENT	P/S	ATT	CMP	YDS	PCT	Y/A	Y/C	PASSING					RUSHING				W/L	SCORE
									TD	INT	LG	SK/YD	RATE	ATT	YDS	LG	TD		
09/07	at Indianapolis								INACTIVE - QB3									L	8-33
09/14	New England								INACTIVE - QB3									L	27-33
09/18	at Buffalo								INACTIVE - QB3									L	21-31
09/29	N.Y. Jets								INACTIVE - QB3									W	27-21
10/05	at Carolina								INACTIVE - QB3									L	24-27
10/12	L.A. Chargers								INACTIVE - QB3									L	27-29
10/19	at Cleveland	P	8	5	53	62.5	6.6	10.6	0	0	40	2/20	81.8	1	0	0	0	L	6-31
10/26	at Atlanta								INACTIVE - QB3									W	34-10
10/30	Baltimore								INACTIVE - QB3									L	6-28
11/09	Buffalo								INACTIVE - QB3									W	30-13
11/16	Washington								INACTIVE - QB3									W	16-13+
11/30	New Orleans								INACTIVE - QB3									W	21-17
12/07	at N.Y. Jets								INACTIVE - QB3									W	34-10
12/15	at Pittsburgh								INACTIVE - QB3									L	15-28
12/21	Cincinnati	S	30	20	260	66.7	8.7	13.0	0	2	29	0/0	66.0	2	5	5	0	L	21-45
12/28	Tampa Bay	S	22	14	172	63.6	7.8	12.3	2	0	63t	2/19	118.0	4	5	7	0	W	20-17
2025 TOTALS		3-2	60	39	485	65.0	8.1	12.4	2	2	63t	4/39	87.2	7	10	7	0	7-9	

+ - Overtime



29 MINKAH FITZPATRICK

SAFETY // 6'1" // 207 // ALABAMA '18

ACQUIRED: T, '25 (PIT.)

HOMETOWN: OLD BRIDGE, N.J. // BORN: 11/17/96

NFL SEASON: EIGHTH SEASON // DOLPHINS SEASON: THIRD SEASON



NFL CAREER

TRANSACTIONS:

- Traded from Pittsburgh to Miami on June 30, 2025.
- Traded from Miami to Pittsburgh on Sept. 17, 2019.
- 1st-round pick (11th overall) by Miami in the 2018 NFL Draft.

CAREER HONORS

- 2024 Pro Bowl selection.
- 2024 Bart Starr Award.
- No. 79 on the NFL Network Top 100 list in 2024.
- 2023 Pro Bowl selection.
- No. 18 on the NFL Network Top 100 list in 2023.
- 2022 1st-team All-Pro.
- 2022 PFWA All-NFL.
- 2022 PFWA All-AFC.
- 2022 Pro Bowl selection.
- AFC Defensive Player of the Week (at Cincinnati, 9/11/22).
- No. 52 on the NFL Network Top 100 list in 2021.
- 2020 PFWA All-NFL.
- 2020 PFWA All-AFC.
- 2020 Pro Bowl selection.
- No. 35 on the NFL Network Top 100 list in 2020.
- 2019 1st-team All-Pro.
- 2019 PFWA All-NFL.
- 2019 PFWA All-AFC.
- 2019 Pro Bowl selection.

CAREER HIGHLIGHTS:

- Played in 120 career games with 115 starts.
- 680 tackles (454 solo), 1.0 sack, 21 interceptions, 60 passes defended, 6 forced fumbles and 7 fumble recoveries; 4 interceptions returned for a TD; 1 fumble return for a TD; 1 defensive 2-point conversion.
- 10 special teams tackles (5 solo).
- His five defensive TDs are tied for the most in the NFL since entering the league in 2018.
- His 21 interceptions are tied for the 9th-most since entering the league in 2018:

MOST INTERCEPTIONS (SINCE 2018)

PLAYER	TEAMS	INTs
1. Justin Simmons	Den./Atl.	28
2. Kevin Byard	Ten./Phi./Chi.	27
Jessie Bates III	Cin./Atl.	27
4. J.C. Jackson	NE/LAC	26
5. Tyrann Mathieu	Hou./KC/NO	25
Xavien Howard	Mia./Ind.	25
7. Donte Jackson	Car./Pit./LAC	23
8. Harrison Smith	Min.	22
9. MINKAH FITZPATRICK	MIA./PIT.	21
Quandre Diggs	Det./Sea./Ten.	21
Marlon Humphrey	Bal.	21

- His 680 career tackles are the 7th-most by a defensive back in the NFL since 2018:

MOST TACKLES AMONG DEFENSIVE BACKS (SINCE 2018)

PLAYER	TEAMS	SOLO	ASST	TOT
1. Budda Baker	Ari.	612	324	936
2. Kevin Byard	Ten./Phi./Chi.	540	267	807
3. Jessie Bates III	Cin./Atl.	533	275	806
4. Jordan Poyer	Buf./Mia.	477	260	736
5. Harrison Smith	Min.	488	203	691
6. Derwin James Jr.	LAC	434	250	684
7. MINKAH FITZPATRICK	MIA./PIT.	454	226	680
8. Justin Reid	Hou./KC/NO	449	187	636
9. Xavier Woods	Dal./Min./Car.	396	219	615
10. Kenny Moore II	Ind.	464	143	607

- His 6 interceptions in 2022 were tied for the most in the NFL:

MOST INTERCEPTIONS (2022)

PLAYER	TEAM	INTs
1. MINKAH FITZPATRICK	PIT.	6
C.J. Gardner-Johnson	Phi.	6
Justin Simmons	Den.	6
Riq Woolen	Sea.	6
5. Jaire Alexander	GB	5
Tashaun Gipson	SF	5
Patrick Peterson	Min.	5
Harrison Smith	Min.	5
Jalen Pitre	Hou.	5
DaRon Bland	Dal.	5

- His 79 tackles in 2018 were 10th among NFL rookies.

2025 (MIAMI):

- Started 14 games.
- Inactive for 2 games.
- 74 tackles (56 solo), 1.0 sack, 1 interception, 6 passes defended, 1 forced fumble and 2 fumble recoveries; 1 defensive 2-point conversion.
- 8 special teams tackles (3 solo).

AT INDIANAPOLIS (9/7): 8 tackles (5 solo) and 1 pass defended; 1 solo special teams tackle.

VS. NEW ENGLAND (9/14): 7 tackles (4 solo); 1 assisted special teams tackle.

VS. N.Y. JETS (9/29): 2 solo tackles, 1 pass defended and 1 fumble recovery.

- Recovered a RB Braelon Allen fumble, which was forced by CB Jack Jones, at the Miami 4-yard line on the Jets' first offensive possession of the game.

AT CAROLINA (10/5): 8 tackles (6 solo), 1 interception and 1 pass defended; 1 assisted special teams tackle.

- Intercepted a pass from QB Bryce Young and returned it 6 yards to the Carolina 49-yard line with 14:01 remaining in the 2nd quarter.

VS. L.A. CHARGERS (10/12): 5 solo tackles and 2 passes defended.

VS. BUFFALO (11/9): 6 solo tackles, 1 pass defended and 1 fumble recovery.

- Recovered a QB Josh Allen fumble forced by LB Jordyn Brooks at the Miami 38-yard line with 7:19 remaining in



the game.

VS. WASHINGTON IN MADRID (11/16): 7 tackles (6 solo); 2 assisted special teams tackles.

VS. NEW ORLEANS (11/30): 7 tackles (4 solo), 1.0 sack and 1 forced fumble; 1 defensive 2-point conversion.

- Strip-sacked QB Tyler Shough for a loss of 10 yards, which was recovered by DT Zach Sieler and returned to the New Orleans 37-yard line with 12:37 remaining in the 2nd quarter.
- Picked off QB Tyler Shough on the 2-point conversion attempt and returned it for a defensive 2-point conversion, giving Miami a 21-17 lead with 1:17 remaining in the game.
- It marked Miami's 1st defensive 2-point conversion since Walt Aikens returned a blocked extra point for a 2-point score vs. Arizona (12/11/16).

2024 (PITTSBURGH):

- Started all 17 games.
- 96 tackles (62 solo), 1 interception, 4 passes defended and 1 forced fumble.

VS. DALLAS (10/6): 10 tackles (8 solo) and 1 pass defended.

AT CLEVELAND (11/21): 3 solo tackles and 1 forced fumble.

- Forced TE Jordan Akins to fumble but was recovered by Cleveland.

AT BALTIMORE (12/21): 6 tackles (2 solo), 1 interception and 2 passes defended.

- Intercepted QB Lamar Jackson in the red zone and returned it 25 yards with 14:08 left in the game.

POSTSEASON:

AFC WILD CARD AT BALTIMORE (1/11): 9 tackles (5 solo).

PRO BOWL:

- Selected to the Pro Bowl for the 5th time in his career and 3rd consecutive year.

HONORS:

- Bart Starr Award.
- No. 79 on the NFL Network Top 100 list in 2024.

2023 (PITTSBURGH):

- Started 10 games.
- Inactive for 7 games.
- 64 tackles (43 solo) and 3 passes defended.

VS. CLEVELAND (9/18): 6 tackles (5 solo) and 2 passes defended.

AT LAS VEGAS (9/24): 11 tackles (7 solo).

AT HOUSTON (10/1): 11 tackles (7 solo).

AT L.A. RAMS (10/22): 11 tackles (6 solo).

POSTSEASON:

AFC WILD CARD AT BUFFALO (1/15): 10 tackles (5 solo).

PRO BOWL:

- Selected to the Pro Bowl for the 4th time in his career.

HONORS:

- No. 18 on the NFL Network Top 100 list.

2022 (PITTSBURGH):

- Started 15 games.
- Inactive for 2 games.
- 96 tackles (56 solo), 6 interceptions and 11 passes defended; 1 interception returned for a TD.
- His 6 interceptions were tied for the most in the NFL.

AT CINCINNATI (9/11): 14 tackles (10 solo), 1 interception and 1 pass defended; 1 interception returned for a TD.

- Intercepted QB Joe Burrow and returned it 31 yards for a TD in the 1st quarter.

VS. NEW ENGLAND (9/18): 6 tackles (2 solo), 1 interception and 1 pass defended.

- Picked off QB Mac Jones and returned it 13 yards in the 1st quarter.

VS. N.Y. JETS (10/2): 8 tackles (5 solo), 1 interception and 2 passes defended.

- Intercepted QB Zach Wilson and returned it 34 yards to set up a Pittsburgh TD with 8:45 remaining in the 3rd quarter.

AT ATLANTA (12/4): 7 tackles (5 solo), 1 interception and 1 pass defended.

- Intercepted QB Marcus Mariota and returned it 16 yards with 0:42 remaining to seal Pittsburgh's victory.

AT BALTIMORE (1/1): 9 tackles (4 solo), 1 interception and 1 pass defended.

- Intercepted QB Tyler Huntley with 0:20 left in the game, securing the Steelers' win.

PRO BOWL:

- Selected to the Pro Bowl for the 3rd time in his career.

HONORS:

- 1st-team All-Pro.
- PFWA All-NFL.
- PFWA All-AFC.
- AFC Defensive Player of the Week (at Cincinnati, 9/11).

2021 (PITTSBURGH):

- Started 16 games.
- Missed 1 game on the Reserve/COVID-19 list.
- 124 tackles (84 solo), 2 interceptions, 7 passes defended, 1 forced fumble and 1 fumble recovery.

VS. SEATTLE (10/17): 9 tackles (7 solo) and 1 forced fumble.

- Forced RB DeeJay Dallas to fumble but was recovered by Seattle.

AT CINCINNATI (11/28): 9 tackles (5 solo), 1 interception and 1 pass defended.

- Intercepted QB Joe Burrow and returned it 18 yards with 0:50 remaining in the 2nd quarter.

VS. BALTIMORE (12/5): 9 tackles (7 solo), 1 interception and 1 pass defended.

- Intercepted QB Lamar Jackson in the end zone on Baltimore's opening possession.

VS. TENNESSEE (12/19): 14 tackles (12 solo) and 1 fumble recovery.

- Recovered a TE Anthony Firkser fumble, setting up a scoring drive for Pittsburgh in the 2nd quarter.

POSTSEASON:

AFC WILD CARD AT KANSAS CITY (1/15): 6 tackles (5



solo).

HONORS:

- No. 52 on the NFL Network Top 100 list.

2020 (PITTSBURGH):

- Started all 16 games.
- 79 tackles (60 solo), 4 interceptions, 11 passes defended, 1 forced fumble and 1 fumble recovery;
- 1 interception returned for a TD.

VS. CLEVELAND (10/18): 1 assisted tackle, 1 interception and 1 pass defended; 1 interception returned for a TD.

- Intercepted QB Baker Mayfield and returned it 33 yards for a TD in the 1st quarter.

AT DALLAS (11/8): 6 tackles (5 solo), 1 interception, 2 passes defended and 1 fumble recovery.

- Recovered a fumble by WR CeeDee Lamb with 1:03 left in the 1st half.
- Intercepted QB Garrett Gilbert and returned it 7 yards with 11:54 remaining in the game.

AT JACKSONVILLE (11/22): 5 tackles (3 solo), 2 interceptions and 2 passes defended.

- Intercepted QB Jake Luton and returned it 37 yards to set up a Steelers scoring drive with 3:09 remaining in the 1st half.
- Intercepted QB Jake Luton with 6:05 left in the game.

POSTSEASON:

AFC WILD CARD VS. CLEVELAND (1/15): 6 tackles (4 solo).

PRO BOWL:

- Selected to the Pro Bowl for the 2nd time in his career.

HONORS:

- 1st-team All-Pro.
- PFWA All-NFL.
- PFWA All-AFC.
- No. 35 on the NFL Network Top 100 list.

2019 (MIAMI/PITTSBURGH):

- Started 14 games with Pittsburgh.
- 57 tackles (36 solo), 5 interceptions, 9 passes defended, 1 forced fumble and 2 fumble recoveries; 1 interception returned for a TD with Pittsburgh.
- Traded to Pittsburgh on Sept. 17.
- Started 2 games with Miami.
- 11 tackles (7 solo), 1 forced fumble and 1 fumble recovery with Miami.
- 1 solo special teams tackle with Miami.

VS. NEW ENGLAND (9/15): 6 tackles (4 solo), 1 forced fumble and 1 fumble recovery.

- Stripped RB Sony Michel of the ball in the 4th quarter and recovered the fumble.
- It was his 1st career forced fumble and fumble recovery.

AT SAN FRANCISCO (9/22): 5 tackles (4 solo), 1 interception, 1 pass defended and 1 forced fumble.

- Intercepted QB Jimmy Garoppolo and returned it 14 yards in the 1st quarter.
- Forced RB Raheem Mostert to fumble which was recovered by LB Devin Bush in the 2nd quarter.

VS. MIAMI (10/28): 2 tackles (1 solo), 2 interceptions and 2 passes defended.

- Intercepted QB Ryan Fitzpatrick and returned it 6 yards with 1:22 remaining in the 2nd quarter.
- Intercepted QB Ryan Fitzpatrick with 11:14 left in the 3rd quarter.

VS. INDIANAPOLIS (11/3): 7 tackles (4 solo), 1 interception and 1 pass defended; 1 interception returned for a TD.

- Intercepted QB Brian Hoyer and returned it 96 yards for a touchdown.
- The 96-yard interception return TD was the 2nd-longest interception return TD in Steelers history.

PRO BOWL:

- Selected to the Pro Bowl for the 1st time in his career.

HONORS:

- 1st-team All-Pro.
- PFWA All-NFL.
- PFWA All-AFC.

2018 (MIAMI):

- Played in all 16 games with 11 starts.
- 79 tackles (50 solo), 2 interceptions and 9 passes defended; 1 interception return for a TD.
- 1 special teams tackle.
- His 79 tackles were 10th among NFL rookies.

AT NEW ENGLAND (9/30): 10 tackles (4 solo), 1 interception and 2 passes defended.

- Picked off QB Tom Brady and returned it 14 yards in the 4th quarter for his 1st career interception.

VS. NEW ENGLAND (12/9): 7 tackles (6 solo).

- Started at CB for an injured CB Xavien Howard.

AT MINNESOTA (12/16): 6 solo tackles, 1 interception and 2 passes defended.

- Intercepted QB Kirk Cousins and returned it 50 yards for a TD in the 2nd quarter.
- It was his 2nd career interception and 1st career pick-six.
- Started at CB for an injured CB Xavien Howard.

BEFORE THE NFL

COLLEGE (ALABAMA):

- 3-year starter (2015-17).

CAREER: Played in 42 games with 38 starts; 171 tackles (109 solo), 4.5 sacks, 9 interceptions, 35 passes defended and 2 forced fumbles; 1 kickoff return for 39 yards; 1 blocked field goal and 1 blocked punt.

JUNIOR (2017): Started 13 games; 60 tackles (38 solo), 1.5 sacks, 1 interception, 9 passes defended and 1 forced fumble; 1 kickoff return for 39 yards; 1 blocked field goal.

- Won the Chuck Bednarik Award – the 1st draft pick in Dolphins history to win the award.
- Won the Jim Thorpe Award.
- Became just the 3rd player in NCAA history to win both the Bednarik and Thorpe Awards, joining Charles Woodson and Patrick Peterson.
- Unanimous 1st-team All-American.
- 1st-team All-SEC.
- Finalist for the Jason Witten Collegiate Man of the Year.
- Finalist for the Lombardi Award.
- Finalist for the Bronko Nagurski Trophy.
- Finalist for the Lott IMPACT Trophy.



- Helped his team win the College Football Playoff National Championship.
- Voted a team captain.

SOPHOMORE (2016): Started all 15 games; 66 tackles (41 solo), 1 sack, 6 interceptions, 13 passes defended and 1 forced fumble.

- 1st-team All-American.
- 1st-team All-SEC.
- Semifinalist for the Jim Thorpe Award.
- His 6 interceptions were 7th in FBS.

TRUE FRESHMAN (2015): Played in 14 games with 10 starts; 45 tackles (30 solo), 2 sacks, 2 interceptions and 13 passes defended; 1 blocked punt.

- Freshman All-American.
- SEC All-Freshman Team.
- Helped his team win the College Football Playoff National Championship.

HIGH SCHOOL (ST. PETER'S PREP – JERSEY CITY, N.J.)

- Also ran track.

SENIOR (2014): 60 tackles and 3 interceptions.

- All-American.

JUNIOR (2013): 62 tackles, 4 interceptions and 25 passes defended.

- 1st-team all-state.
- 1st-team all-county.

SOPHOMORE (2012): 2 interceptions and 14 passes defended.

OFF THE FIELD

COMMUNITY:

- Raised \$59,000 for KidsVoice through his Unshackled Foundation tackle campaign in 2023.
- Partnered with UMPC Children's Hospital to host a holiday party and provide groceries and gift cards to local families.
- Hosted a bike giveaway for 35 children – including helmets and shoes – through KidsVoice.
- Participated in a 2018 Football Unites cultural tour.

PERSONAL:

- **MAJOR:** Human performance exercise science.

MINKAH FITZPATRICK'S NFL REGULAR SEASON DEFENSIVE STATISTICS

DATE	TEAM	GP	GS	TK	S	TACKLES					YDS	QBH	INTERCEPTIONS				O. FUMB				ST				MISC			
						A	TFL	YDS	SK	YDS			NO	YDS	LG	TD	PD	FF	FR	TD	YDS	TK	S	A	FF	FR	S	A
2018	Miami	16	11	79	50	29	2	5	0.0	0.0	0	0	2	64	50t	1	9	0	0	0	0	1	1	0	0	0	0	0
2019	Miami	2	2	11	7	4	0	0	0.0	0.0	0	0	0	0	0	0	0	1	1	0	0	1	1	0	0	0	0	0
2019	Pittsburgh	14	14	57	36	21	1	1	0.0	0.0	1	5	130	96t	1	9	1	2	1	79	0	0	0	0	0	0	0	0
2019	TOTAL	16	16	68	43	25	1	1	0.0	0.0	1	5	130	96t	1	9	2	3	1	79	1	1	0	0	0	0	0	0
2020	Pittsburgh	16	16	79	60	19	1	1	0.0	0.0	0	4	77	37	1	11	1	1	0	-1	0	0	0	0	0	0	0	0
2021	Pittsburgh	16	16	124	84	40	1	1	0.0	0.0	0	2	18	18	0	7	1	1	0	-1	0	0	0	0	0	0	0	0
2022	Pittsburgh	15	15	96	56	40	1	4	0.0	0.0	1	6	94	34	1	11	0	0	0	0	0	0	0	0	0	0	0	0
2023	Pittsburgh	10	10	64	43	21	1	1	0.0	0.0	0	0	0	0	0	3	0	0	0	0	0	0	0	0	0	0	0	0
2024	Pittsburgh	17	17	96	62	34	1	3	0.0	0.0	0	1	25	25	0	4	1	0	0	0	0	0	0	0	0	0	0	0
2025	Miami	14	14	74	56	18	4	15	1.0	9.0	2	1	7	7	0	6	1	2	0	0	8	3	5	0	0	0	0	0
NFL TOTALS		120	115	680	454	226	12	31	1.0	9.0	4	21	415	96t	4	60	6	7	1	77	10	5	5	0	0	0	0	0

MINKAH FITZPATRICK'S NFL POSTSEASON DEFENSIVE STATISTICS

		TACKLES										INTERCEPTIONS					O. FUMB				ST				MISC		
DATE	TEAM	GP	GS	TK	S	A	TFL	YDS	SK	YDS	QBH	NO	YDS	LG	TD	PD	FF	FR	TD	YDS	TK	S	A	FF	FR	S	A
2020	Pittsburgh	1	1	6	4	2	0	0	0.0	0.0	0	0	0	0	0	0	0	0	0	0	0	0	0	0	0	0	0
2021	Pittsburgh	1	1	6	5	1	0	0	0.0	0.0	0	0	0	0	0	0	0	0	0	0	0	0	0	0	0	0	0
2023	Pittsburgh	1	1	10	5	1	4	0	0.0	0.0	0	0	0	0	0	0	0	0	0	0	0	0	0	0	0	0	0
2024	Pittsburgh	1	1	9	5	4	0	0	0.0	0.0	0	0	0	0	0	0	0	0	0	0	0	0	0	0	0	0	0
NFL TOTALS		4	4	31	19	12	1	4	0.0	0.0	0	0	0	0	0	0	0	0	0	0	0	0	0	0	0	0	0

SINGLE-GAME HIGHS: DEFENSIVE

Total Tackles 14 at Cincinnati, Sep 11, 2022
...1 more at 14.

Solo Tackles 12 vs. Tennessee, Dec 19, 2021

Sacks 1.0 vs. New Orleans, Nov 30, 2025

Passes Defended 2 vs. L.A. Chargers, Oct 12, 2025
...11 more at 2.

Forced Fumbles 1 vs. New Orleans, Nov 30, 2025
...5 more at 1.

Fumble Recoveries 1 vs. Buffalo, Nov 09, 2025
...6 more at 1.

Tackles For Loss

Interceptions

Interception Return Yards

Special Teams Tackles

Longest Opp Fumble Return

2 vs. Washington, Nov 16, 2025

2 at Jacksonville, Nov 22, 2020
...1 more at 2.

96 vs. Indianapolis, Nov 03, 2019

2 vs. Washington, Nov 16, 2025

43 vs. L.A. Rams, Nov 10, 2019



40 WILLIE GAY JR.

LINEBACKER // 6'1" // 246 // MISSISSIPPI STATE '20

ACQUIRED: UFA, '25 (NO)

HOMETOWN: STARKVILLE, MISS. // BORN: 02/15/98

NFL SEASON: SIXTH SEASON // DOLPHINS SEASON: FIRST SEASON



2022-2023

NFL CAREER

TRANSACTIONS:

- Signed by Miami as an unrestricted free agent from New Orleans on March 21, 2025.
- Signed by New Orleans on March 13, 2024.
- 2nd-round pick (63rd overall) by Kansas City in the 2020 NFL Draft.

CAREER HIGHLIGHTS:

- Played in 88 career games with 57 starts.
- 269 tackles (171 solo), 9.0 sacks, 4 interceptions, 24 passes defended, 3 forced fumbles and 6 fumble recoveries; 1 interception returned for a TD.
- 10 special teams tackles (7 solo).
- Started 9 postseason games with Kansas City.
- Won Super Bowl LVII and LVIII with Kansas City.

2025 (MIAMI):

- Played in 16 games with 2 starts.
- 16 tackles (7 solo), 2.0 sacks and 2 passes defended.
- 2 solo special teams tackles.

AT ATLANTA (10/26): 3 tackles (1 solo); 2 solo special teams tackles.

VS. BUFFALO (11/9): 1 solo tackle and 1.0 sack.

- Sacked QB Josh Allen for a loss of 5 yards on 3rd-and-10 with 5:36 remaining in the game.

VS. NEW ORLEANS (11/30): 1 pass defended.

AT N.Y. JETS (12/7): 3 tackles (2 solo), 1.0 sack and 1 pass defended.

- Sacked QB Brady Cook on 2nd-and-2 with 5:47 remaining in the game.

VS. TAMPA BAY (12/28): 4 tackles (2 solo).

2024 (NEW ORLEANS):

- Played in 15 games with 8 starts.
- Inactive for 2 games.
- 22 tackles (16 solo), 2.0 sacks, 3 passes defended, 1 forced fumble and 2 fumble recoveries.
- 6 special teams tackles (3 solo).

VS. PHILADELPHIA (9/22): 3 solo tackles and 1 fumble recovery; 1 solo special teams tackle.

- Recovered a QB Jalen Hurts fumble forced by DE Carl Granderson and returned it 4 yards in the 2nd quarter.

VS. TAMPA BAY (10/13): 4 tackles (3 solo), 1.0 sack and 3 passes defended.

- Sacked QB Baker Mayfield for a loss of 8 yards to force a 3rd-and-9 in the 3rd quarter.

VS. DENVER (10/17): 2 tackles (1 solo), 1 forced fumble and 1 fumble recovery.

- Forced RB Audric Estime to fumble and recovered it at the Denver 48-yard line in the 4th quarter.

2023 (KANSAS CITY):

- Played in 16 games with 15 starts.
- Dressed but did not play in 1 game.
- 58 tackles (44 solo), 1.0 sack, 1 interception, 4 passes defended, 1 forced fumble and 3 fumble recoveries.

VS. DENVER (10/12): 6 tackles (5 solo), 1 pass defended and 1 fumble recovery.

- Recovered a RB Samaje Perine fumble forced by CB Trent McDuffie with 1:50 left in the game, sealing a victory for Kansas City.

VS. L.A. CHARGERS (10/22): 5 tackles (3 solo), 1.0 sack and 1 pass defended.

- Sacked QB Justin Herbert for a loss of 13 yards to force a 3rd-and-21 with 2:40 remaining in the 1st quarter.

AT NEW ENGLAND (12/17): 2 solo tackles, 1 interception and 1 pass defended.

- Intercepted QB Bailey Zappe and returned it 24 yards to the New England 6-yard line in the 3rd quarter, setting up a Chiefs TD on the next drive.

POSTSEASON:

AFC WILD CARD VS. MIAMI (1/13): 2 tackles and 1 pass defended.

AFC DIVISIONAL AT BUFFALO (1/21): 3 tackles (2 solo).

AFC CHAMPIONSHIP AT BALTIMORE (1/28): Inactive.

SUPER BOWL LVIII VS. SAN FRANCISCO (2/11): 4 tackles (3 solo).

2022 (KANSAS CITY):

- Started 13 games.
- Missed 4 games on the Reserve/Suspended list.
- 88 tackles (51 solo), 2.5 sacks, 1 interception, 8 passes defended and 1 fumble recovery; 1 interception returned for a TD.

AT SAN FRANCISCO (10/23): 8 tackles (4 solo) and a 0.5 sack.

- Split a sack of QB Jimmy Garoppolo with CB L'Jarius Sneed for a loss of 4 yards to force a 3rd-and-19 in the 2nd quarter.

AT L.A. CHARGERS (11/20): 11 tackles (7 solo) and 1.0 sack.

- Sacked QB Justin Herbert for a loss of 6 to force a 3rd-and-18 with 4:32 left in the game.

AT DENVER (12/11): 5 solo tackles, 1 interception and 1 pass defended; 1 interception returned for a TD

- Intercepted QB Russell Wilson and returned it 47 yards for a TD with 7:16 remaining in the 2nd quarter.
- It was his 1st career TD.



POSTSEASON:

AFC DIVISIONAL VS. JACKSONVILLE (1/21): Played but did not record any stats.

AFC CHAMPIONSHIP VS. CINCINNATI (1/28): 1 tackle and 0.5 sack.

- Split a sack of QB Joe Burrow with DE Frank Clark for a loss of 6 yards and forced a 3rd-and-13.

SUPER BOWL LVII VS. PHILADELPHIA (2/11): 8 tackles (6 solo).

2021 (KANSAS CITY):

- Played in 12 games with 11 starts.
- Missed the first 4 games of the season after being placed on injured reserve on Sept. 2 and activated on Oct. 9.
- Missed 1 game on the Reserve/COVID-19 list.
- 48 tackles (26 solo), 0.5 sack, 2 interceptions and 4 passes defended.

AT TENNESSEE (10/24): 2 tackles, 1 interception and 1 pass defended.

- Intercepted QB Ryan Tannehill on 3rd-and-2 with 3:46 remaining in the 3rd quarter.
- It was his 1st career interception.

VS. N.Y. GIANTS (11/1): 9 tackles (5 solo), 1 interception and 1 pass defended.

- Intercepted QB Daniel Jones and returned it 13 yards to the New York 13-yard line, setting up a WR Tyreek Hill TD on the ensuing drive.
- Became the first Kansas City LB to record an interception in consecutive games since Derrick Johnson in 2013.

VS. DENVER (12/5): 8 tackles (4 solo), 0.5 sack and 1 pass defended.

- Split a sack of QB Teddy Bridgewater with LB Melvin Ingram III for a loss of 7 yards on 3rd-and-2, forcing the Broncos to punt on their opening possession.

POSTSEASON:

AFC WILD CARD VS. PITTSBURGH (1/16): 2 tackles and 1 forced fumble.

- Forced RB Najee Harris to fumble and was recovered by DE Frank Clark, leading to a WR Tyreek Hill TD on the ensuing possession.

AFC DIVISIONAL VS. BUFFALO (1/23): 4 tackles (2 solo).

AFC CHAMPIONSHIP VS. CINCINNATI (1/30): 5 tackles (3 solo) and 2 passes defended.

2020 (KANSAS CITY):

- Played in all 16 games with 8 starts.
- 37 tackles (27 solo), 1.0 sack, 3 passes defended and 1 forced fumble.
- 2 solo special teams tackles.

VS. HOUSTON (9/10): 1 solo special teams tackle.

- Made his NFL debut.

VS. NEW ENGLAND (10/5): 2 tackles (1 solo).

- Made his 1st NFL start.

VS. LAS VEGAS (10/11): 6 tackles (5 solo) and 1.0 sack.

- Sacked QB Derek Carr for a loss of 1 with 10:18 remaining in the 1st quarter.
- It was his 1st career sack.

VS. ATLANTA (12/27): 9 tackles (7 solo) and 1 forced fumble.

- Forced WR Brandon Powell to fumble and was recovered by LB Darius Harris with 10:50 left in the game.
- It was his 1st career forced fumble.

POSTSEASON:

AFC DIVISIONAL VS. CLEVELAND (1/17): Inactive.

AFC CHAMPIONSHIP VS. BUFFALO (1/24): Inactive.

SUPER BOWL LV VS. TAMPA BAY (2/7): On injured reserve.

BEFORE THE NFL

COLLEGE (MISSISSIPPI STATE):

- 3-year letterman (2017-19).

CAREER: Played in 31 games with 6 starts; 99 tackles (46 solo), 6.0 sacks, 3 interceptions, 7 passes defended, 2 forced fumbles and 3 fumble recoveries; 1 interception returned for a TD.

JUNIOR (2019): Played in 5 games; 28 tackles (18 solo), 1 interception, 1 pass defended, 1 forced fumble and 2 fumble recoveries; 1 interception returned for a TD.

- Had a 52-yard interception return for a TD against Kentucky in his first play of the season.

SOPHOMORE (2018): Played in all 13 games with 6 starts; 48 tackles (20 solo), 5.0 sacks, 2 interceptions, 1 pass defended and 1 fumble recovery.

- Helped the Bulldogs to the No. 1 ranked defense in the NCAA.

TRUE FRESHMAN (2017): Played in all 13 games; 23 tackles (8 solo), 1.0 sack, 2 passes defended and 1 forced fumble.

HIGH SCHOOL (STARKVILLE HS – STARKVILLE, MISS.)

- Played linebacker.

SENIOR (2016): 83 tackles, 1.0 sack, 9 tackles for loss and 1 interception; 565 rushing yards and 9 TDs.

- Mississippi 6A Defensive Player of the Year.
- Played quarterback for the final 2 games of the season, helping his team make a playoff push.
- Played in the U.S. Army All-American Bowl.

JUNIOR (2015): 84 tackles, 6.0 sacks 17 tackles for loss and 4 interceptions.

- Led team to state championship.
- 2nd-team all-state.

OFF THE FIELD

COMMUNITY:

2024:

- Held his 1st annual free Juiceman Youth Camp for more than 200 children in June in his hometown of Starkville, Miss.

PERSONAL:

- MAJOR:** Psychology.
- Owens a farm in Starkville, Miss.



WILLIE GAY JR.'S NFL REGULAR SEASON DEFENSIVE STATISTICS

DATE	TEAM	GP	GS	TK	S	TACKLES					YDS	QBH	INTERCEPTIONS				O. FUMB				ST				MISC		
						A	TFL	YDS	SK	NO			YDS	LG	TD	PD	FF	FR	TD	YDS	TK	S	A	FF		FR	S
2020	Kansas City	16	8	37	27	10	3	9	1.0	1.0	1	0	0	0	0	3	1	0	0	0	2	2	0	0	0	0	0
2021	Kansas City	12	11	48	26	22	1	0	0.5	3.5	1	2	14	13	0	4	0	0	0	0	0	0	0	0	0	0	0
2022	Kansas City	13	13	88	51	37	9	24	2.5	8.0	4	1	47	47	1	8	0	1	0	0	0	0	0	0	0	0	0
2023	Kansas City	16	15	58	44	14	4	25	1.0	13.0	3	1	24	24	0	4	1	3	0	1	0	0	0	0	0	0	0
2024	New Orleans	15	8	22	16	6	2	15	2.0	8.0	1	0	0	0	0	3	1	2	0	4	6	3	3	0	0	0	0
2025	Miami	16	2	16	7	9	3	14	2.0	5.0	2	0	0	0	0	2	0	0	0	0	2	2	0	0	0	0	0
NFL TOTALS		88	57	269	171	98	22	87	9.0	38.5	12	4	85	47	1	24	3	6	0	5	10	7	3	0	0	0	0


WILLIE GAY JR.'S NFL POSTSEASON DEFENSIVE STATISTICS

DATE	TEAM	GP	GS	TK	S	TACKLES					YDS	QBH	INTERCEPTIONS				O. FUMB				ST				MISC		
						A	TFL	YDS	SK	NO			YDS	LG	TD	PD	FF	FR	TD	YDS	TK	S	A	FF	FR	S	A
2020	Kansas City	0	0	0	0	0	0	0	0	0.0	0.0	0	0	0	0	0	0	0	0	0	0	0	0	0	0	0	0
2021	Kansas City	3	3	11	7	4	1	2	0.0	0.0	1	0	0	0	0	2	1	0	0	0	0	0	0	0	0	0	0
2022	Kansas City	3	3	9	6	3	2	2	0.5	3.0	1	0	0	0	0	0	0	0	0	0	0	0	0	0	0	0	0
2023	Kansas City	3	3	9	5	4	1	2	0.0	0.0	0	0	0	0	0	1	0	0	0	0	0	0	0	0	0	0	0
NFL TOTALS		9	9	29	18	11	4	6	0.5	3.0	2	0	0	0	0	3	1	0	0	0	0	0	0	0	0	0	0

SINGLE-GAME HIGHS: DEFENSIVE

Total Tackles 11 at L.A. Chargers, Nov 20, 2022
...1 more at 11.
Solo Tackles 7 at L.A. Chargers, Nov 20, 2022
...1 more at 7.
Sacks 1.0 at N.Y. Jets, Dec 07, 2025
...7 more at 1.0.
Passes Defensed 3 vs. Tampa Bay, Oct 13, 2024
Forced Fumbles 1 vs. Denver, Oct 17, 2024
...2 more at 1.
Fumble Recoveries 1 vs. Denver, Oct 17, 2024
...5 more at 1.

Tackles For Loss 2 at L.A. Chargers, Nov 20, 2022
...1 more at 2.
Interceptions 1 at New England, Dec 17, 2023
...3 more at 1.
Interception Return Yards 47 at Denver, Dec 11, 2022
Special Teams Tackles 2 at Atlanta, Oct 26, 2025
...1 more at 2.
Longest Opp Fumble Return 4 vs. Philadelphia, Sep 22, 2024



53 CAMERON GOODE

LINEBACKER // 6'3" // 245 // CALIFORNIA '22

ACQUIRED: D7A, '22

HOMETOWN: SPRING, TEXAS // BORN: 04/15/98

NFL SEASON: THIRD SEASON // DOLPHINS SEASON: THIRD SEASON

NFL CAREER

TRANSACTIONS:

- Signed to Miami's active roster on Sept. 30, 2023.
- Signed to Miami's practice squad on Aug. 30, 2023.
- Waived by Miami on Aug. 29, 2023.
- Signed to Miami's practice squad on Aug. 31, 2022.
- Waived by Miami on Aug. 30, 2022.
- 7th-round pick (224th overall) by Miami in the 2022 NFL Draft.

CAREER HIGHLIGHTS:

- Played in 36 career games.
- 9 tackles (2 solo) and 1 pass defended.
- 19 special teams tackles (8 solo).

2025 (MIAMI):

- Played in 16 games.
- 6 tackles (1 solo) and 1 pass defended.
- 15 special teams tackles (6 solo).

VS. L.A. CHARGERS (10/12): 1 solo special teams tackle.

VS. WASHINGTON IN MADRID (11/16): 1 solo special teams tackle.

VS. NEW ORLEANS (11/30): 1 pass defended.

AT N.Y. JETS (12/7): 2 assisted special teams tackles.

VS. TAMPA BAY (12/28): 2 tackles (1 solo); 1 assisted special teams tackle.

2024 (MIAMI):

- Played in 3 games.
- Missed the first 14 games of the season after being placed on the Reserve/PUP list on Aug. 27 and activated on Dec. 21.
- 1 assisted special teams tackle.

2023 (MIAMI):

- Played in all 17 games.
- 3 tackles (1 solo).
- 3 special teams tackles (2 solo).

AT L.A. CHARGERS (9/10): Played but did not record any stats.

- Made his NFL debut.

AT KANSAS CITY IN FRANKFURT (11/5): 2 special teams tackles (1 solo)

VS. BUFFALO (1/7): 2 tackles (1 solo).

POSTSEASON:

- Missed the rest of the season after being placed on injured reserve on Jan. 9.

2022 (MIAMI):

- Spent the entire season on Miami's practice squad.

BEFORE THE NFL

COLLEGE (CALIFORNIA):

- 5-year letterman (2017-21) and 3-year starter.

CAREER: Started 37 games; 170 tackles (97 solo), 21.0 sacks, 2 interceptions, 12 passes defended, 2 forced fumbles and 2 fumble recoveries.

GRAD (2021): Started 11 games; 45 tackles (29 solo), 7.0 sacks, 1 fumble recovery and 4 passes defended.

- 2nd-team All-Pac-12.
- His 7.0 sacks were 2nd in the conference.

SENIOR (2020): Started all 4 games; 19 tackles (12 solo), 3.0 sacks, 1 fumble recovery and 1 pass defended.

JUNIOR (2019): Started 12 games; 57 tackles (33 solo), 9.5 sacks, 1 pass defended and 1 forced fumble.

- Pac-12 honorable mention.

SOPHOMORE (2018): Started 1 game; 3 solo tackles, 1 interception returned for a touchdown and 2 passes defended.

REDSHIRT FRESHMAN (2017): Started 9 games; 46 tackles (20 solo), 1.5 sacks, 1 interception returned for a touchdown, 4 passes defended, and 1 forced fumble.

- Redshirted in 2016.

HIGH SCHOOL (KLEIN COLLINS HS – SPRING, TEXAS)

SENIOR (2015):

- Led team to a region title.

JUNIOR (2014):

- Led team to an 11-2 overall record.

OFF THE FIELD

PERSONAL:

- **PRONUNCIATION:** Last name is pronounced GOOD.
- **MAJOR:** Legal studies with graduate certificates in entrepreneurship and business administration.



CAMERON GOODE'S NFL REGULAR SEASON DEFENSIVE STATISTICS

DATE	TEAM	GP	GS	TACKLES					YDS	QBH	INTERCEPTIONS					O. FUMB					ST				MISC	
				TK	S	A	TFL	YDS	SK		NO	YDS	LG	TD	PD	FF	FR	TD	YDS	TK	S	A	FF	FR	S	A
2022	Miami	0	0	0	0	0	0	0	0.0	0.0	0	0	0	0	0	0	0	0	0	0	0	0	0	0	0	0
2023	Miami	17	0	3	1	2	0	0	0.0	0.0	2	0	0	0	0	0	0	0	0	0	3	2	1	0	0	0
2024	Miami	3	0	0	0	0	0	0	0.0	0.0	0	0	0	0	0	0	0	0	0	1	0	1	0	0	0	0
2025	Miami	16	0	6	1	5	0	0	0.0	0.0	0	0	0	0	0	1	0	0	0	15	6	9	0	0	0	0
NFL TOTALS		36	0	9	2	7	0	0	0.0	0.0	2	0	0	0	0	1	0	0	0	19	8	11	0	0	0	0

CAMERON GOODE'S NFL POSTSEASON DEFENSIVE STATISTICS

DATE	TEAM	GP	GS	TACKLES					YDS	QBH	INTERCEPTIONS					O. FUMB					ST				MISC	
				TK	S	A	TFL	YDS	SK		NO	YDS	LG	TD	PD	FF	FR	TD	YDS	TK	S	A	FF	FR	S	A
2022	Miami	0	0	0	0	0	0	0	0.0	0.0	0	0	0	0	0	0	0	0	0	0	0	0	0	0	0	0
2023	Miami	0	0	0	0	0	0	0	0.0	0.0	0	0	0	0	0	0	0	0	0	0	0	0	0	0	0	0
NFL TOTALS		0	0	0	0	0	0	0	0.0	0.0	0	0	0	0	0	0	0	0	0	0	0	0	0	0	0	0

SINGLE-GAME HIGHS: DEFENSIVE

Total Tackles
Solo Tackles

3 vs. Cincinnati, Dec 21, 2025
1 vs. Buffalo, Jan 07, 2024

Special Teams Tackles

3 vs. New England, Sep 14, 2025



31 OLLIE GORDON II

RUNNING BACK // 6'2" // 225 // OKLAHOMA STATE '25

ACQUIRED: D6, '25

HOMETOWN: FORT WORTH, TEXAS // BORN: 01/15/04

NFL SEASON: ROOKIE SEASON // DOLPHINS SEASON: ROOKIE SEASON

NFL CAREER

TRANSACTIONS:

- 6th-round pick (179th overall) by Miami in the 2025 NFL Draft.

CAREER HIGHLIGHTS:

- Played in 16 career games with 1 start.
- 61 carries for 190 yards (3.1 avg.) and 3 TDs.
- 6 receptions for 30 yards (5.0 avg.) and 1 TD.
- 1 kickoff return for 25 yards.
- 1 assisted special teams tackle.
- 2 miscellaneous fumble recoveries.

2025 (MIAMI):

- Played in 16 games with 1 start.
- 61 carries for 190 yards (3.1 avg.) and 3 TDs.
- 6 receptions for 30 yards (5.0 avg.) and 1 TD.
- 1 kickoff return for 25 yards.
- 1 assisted special teams tackle.
- 2 miscellaneous fumble recoveries.

AT INDIANAPOLIS (9/7): 2 carries for 4 yards (2.0 avg.); 1 reception for -1 yard.

- Made his NFL debut.

AT BUFFALO (9/18): 9 carries for 38 yards (4.2 avg.) and 1 TD.

- Scored on a 2-yard run to give Miami a 7-0 lead with 8:31 remaining in the 1st quarter.

AT ATLANTA (10/26): 10 carries for 46 yards (4.6 avg.); 1 carry for 20 yards and 1 TD; 1 kickoff return for 25 yards.

- Caught a 20-yard TD pass from QB Tua Tagovailoa to extend Miami's lead, 31-3, with 13:28 remaining in the game.

VS. WASHINGTON IN MADRID (11/16): 9 carries for 45 yards (5.0 avg.) and 1 TD.

- Scored on a 1-yard TD rush to make it a tie game, 13-13, with 12:36 remaining in the 4th quarter.

AT N.Y. JETS (12/7): 5 carries for 17 yards (3.4 avg.) and 1 TD; 1 miscellaneous fumble recovery.

- Scored on a 7-yard TD run to extend Miami's lead to 31-10 with 6:18 remaining in the game.

BEFORE THE NFL

COLLEGE (OKLAHOMA STATE):

- 3-year letterman (2022-24) and 2-year starter.
- His 1,732 rushing yards and 21 rushing touchdowns led the FBS in 2023.

CAREER: Played in 39 games with 27 starts; 537 carries for 2,920 yards (5.4 avg.) and 36 TDs; 80 receptions for 585 yards (7.3 avg.) and 4 TDs.

- Finished 6th in school history in rushing TDs.

JUNIOR (2024): Started all 12 games; 190 carries for 880 yards (4.6 avg.) and 13 TDs; 29 receptions for 179 yards (6.2 avg.) and 1 TD.

- All-Big 12 honorable mention.

SOPHOMORE (2023): Started all 14 games; 285 carries for 1,732 yards (6.1 avg.) and 21 TDs; 39 receptions for 330 yards (8.5 avg.) and 1 TD.

- Doak Walker Award winner.
- Unanimous All-American.
- Big 12 Offensive Player of the Year.
- 1st-team All-Big 12.
- Finished 7th in Heisman Trophy voting.

TRUE FRESHMAN (2022): Played in all 13 games with 1 start; 62 carries for 308 yards (5.0 avg.) and 2 TDs; 12 receptions for 76 yards (6.3 avg.) and 2 TDs.

- Made his first career start in the Guaranteed Rate Bowl against Wisconsin.

HIGH SCHOOL (TRINITY HS - EULESS, TEXAS):

- Played running back and wide receiver.

SENIOR (2021): 257 carries for 2,546 yards (9.9 avg.) and 35 TDs.

- Led team to 11-2 record and state quarterfinals.
- 1st-team all-state.

JUNIOR (2020): 2,083 rushing yards and 28 TDs.

- 1st-team all-state.

OFF THE FIELD

PERSONAL:

- MAJOR:** Business.

OLLIE GORDON II'S NFL REGULAR SEASON RUSHING/RECEIVING STATISTICS

DATE	TEAM	GP	GS	RUSHING					RECEIVING				
				NO.	YDS.	AVG.	LG	TD	NO.	YDS.	AVG.	LG	TD
2025	Miami	16	1	61	190	3.1	20	3	6	30	5.0	20t	1
NFL TOTALS		16	1	61	190	3.1	20	3	6	30	5.0	20t	1



OLLIE GORDON II'S NFL REGULAR SEASON RETURN STATISTICS

		KICKOFF RETURNS					PUNT RETURNS					
DATE	TEAM	RET.	YDS.	AVG.	LG	TD	NO.	FC	YDS.	AVG.	LG	TD
2025	Miami	1	25	25.0	25	0	0	0	0	0.0	0	0
NFL TOTALS		1	25	25.0	25	0	0	0	0	0.0	0	0


SINGLE-GAME HIGHS: RUSHING/RECEIVING

Rush Attempts	10 at Atlanta, Oct 26, 2025	Longest Receptions	20t at Atlanta, Oct 26, 2025
Rushing Yards	46 at Atlanta, Oct 26, 2025	All-Purpose Yards	91 at Atlanta, Oct 26, 2025
Rushing Average	5.0 vs. Washington, Nov 16, 2025	Kickoff Return Yards	25 at Atlanta, Oct 26, 2025
Longest Runs	20 vs. Washington, Nov 16, 2025	Longest Kickoff Return	25 at Atlanta, Oct 26, 2025
Rushing TDs	1 at N.Y. Jets, Dec 07, 2025	Most TDs	1 at N.Y. Jets, Dec 07, 2025
	...2 more at 1.		...3 more at 1.
Receptions	1 at Cleveland, Oct 19, 2025	Scrimmage Yards	66 at Atlanta, Oct 26, 2025
	...3 more at 1.		
Receiving Yards	5 vs. New England, Sep 14, 2025		

2025 GXG REGULAR-SEASON (MIAMI)

DATE	OPPONENT	P/S	RUSHING					RECEIVING					W/L	SCORE
			NO.	YDS.	AVG.	LG	TD	NO.	YDS.	AVG.	LG	TD		
09/07	at Indianapolis	P	2	4	2.0	3	0	1	-1	-1.0	-1	0	L	8-33
09/14	New England	P	1	8	8.0	8	0	1	5	5.0	5	0	L	27-33
09/18	at Buffalo	P	9	38	4.2	16	1	0	0	0.0	0	0	L	21-31
09/29	N.Y. Jets	P	6	10	1.7	7	0	0	0	0.0	0	0	W	27-21
10/05	at Carolina	P	3	-2	-0.7	3	0	0	0	0.0	0	0	L	24-27
10/12	L.A. Chargers	P	2	1	0.5	3	0	1	1	1.0	1	0	L	27-29
10/19	at Cleveland	P	5	11	2.2	8	0	1	2	2.0	2	0	L	6-31
10/26	at Atlanta	P	10	46	4.6	13	0	1	20	20.0	20t	1	W	34-10
10/30	Baltimore	S	2	6	3.0	3	0	1	3	3.0	3	0	L	6-28
11/09	Buffalo	P	1	-3	-3.0	-3	0	0	0	0.0	0	0	W	30-13
11/16	Washington	P	9	45	5.0	20	1	0	0	0.0	0	0	W	16-13+
11/30	New Orleans	P	3	10	3.3	9	0	0	0	0.0	0	0	W	21-17
12/07	at N.Y. Jets	P	5	17	3.4	12	1	0	0	0.0	0	0	W	34-10
12/15	at Pittsburgh	P	2	0	0.0	4	0	0	0	0.0	0	0	L	15-28
12/21	Cincinnati	P	1	-1	-1.0	-1	0	0	0	0.0	0	0	L	21-45
12/28	Tampa Bay	P	0	0	0.0	0	0	0	0	0.0	0	0	W	20-17
2025 TOTALS			16-1	61	190	3.1	20	3	6	30	5.0	20t	1	7-9

+- Overtime



90 KENNETH GRANT

DEFENSIVE TACKLE // 6'3" // 335 // MICHIGAN '25

ACQUIRED: D1, '25

HOMETOWN: GARY, IND. // BORN: 10/27/03

NFL SEASON: ROOKIE SEASON // DOLPHINS SEASON: ROOKIE SEASON

NFL CAREER

TRANSACTIONS:

- 1st-round pick (13th overall) by Miami in the 2025 NFL Draft.

CAREER HIGHLIGHTS:

- Played in 16 career games with 4 starts.
- 32 tackles (15 solo), 2.0 sacks and 1 pass defended.

2025 (MIAMI):

- Played in 16 games with 4 starts.
- 32 tackles (15 solo), 2.0 sacks and 1 pass defended.

AT INDIANAPOLIS (9/7): 4 tackles (1 solo).

- Made his NFL debut.

VS. NEW ENGLAND (9/14): 2 tackles (1 solo) and 1 pass defended.

AT CAROLINA (10/5): 2 tackles and 0.5 sack.

- Split a sack of QB Bryce Young with LB Jordyn Brooks on 3rd-and-2 to force Carolina to punt with 57 seconds remaining in the 3rd quarter.

VS. L.A. CHARGERS (10/12): 1 solo tackle and 1.0 sack.

- Sacked QB Justin Herbert for a loss of 1 yard with 9:24 remaining in the 1st quarter.

AT CLEVELAND (10/19): 5 tackles (4 solo).

VS. CINCINNATI (12/21): 4 assisted tackles and a 0.5 sack.

- Split a sack of QB Joe Burrow with LB Chop Robinson for a loss of 4 yards in the 2nd quarter.

BEFORE THE NFL

COLLEGE (MICHIGAN):

- 3-year letterman (2022-24) and 1-year starter.

CAREER: Played in 41 games with 17 starts; 69 tackles (36 solo), 6.5 sacks, 1 interception, 12 passes defended and three fumble recoveries.

JUNIOR (2024): Started in 12 games; 32 tackles (18 solo), 3.0 sacks, 5 passes defended and 2 fumble recoveries.

- 3rd-team All-American.
- 2nd-team All-Big Ten.

SOPHOMORE (2023): Played in all 15 games with 5 starts; 29 tackles (16 solo), 3.5 sacks, 1 interception, 7 passes defended and 1 fumble recovery.

- Helped his team win the College Football National Championship and Big Ten title.
- 2nd-team All-Big Ten.
- Voted team's most improved player on defense.

TRUE FRESHMAN (2022): Played in all 14 games; 8 tackles (2 solo).

- Helped his team win the Big Ten championship.

HIGH SCHOOL (MERRILLVILLE HS - MERRILLVILLE, IND.)

- Played offensive line and defensive line.
- Also lettered in track and field, competing in shot put.

SENIOR (2021): 38 tackles, 6.5 sacks, 14.5 tackles for loss, 2 passes defended, 4 forced fumbles, 2 fumble recoveries; 4 blocked field goals.

- Conference player of the year.
- Led team to a 12-1 record and regional title.

JUNIOR (2020): 3.0 sacks, 6 tackles for loss and 1 fumble recovery; 1 fumble returned for a touchdown.

- 1st-team all-conference.

SOPHOMORE (2019): 42 tackles, 3.0 sacks and 2 forced fumbles.

OFF THE FIELD

PERSONAL:

- MAJOR:** General studies.

KENNETH GRANT'S NFL REGULAR SEASON DEFENSIVE STATISTICS

		TACKLES										INTERCEPTIONS					O. FUMB			ST			MISC				
DATE	TEAM	GP	GS	TK	S	A	TFL	YDS	SK	YDS	QBH	NO	YDS	LG	TD	PD	FF	FR	TD	YDS	TK	S	A	FF	FR	S	A
2025	Miami	16	4	32	15	17	2	3	2.0	3.0	4	0	0	0	0	1	0	0	0	0	0	0	0	0	0	0	0
NFL TOTALS		16	4	32	15	17	2	3	2.0	3.0	4	0	0	0	0	1	0	0	0	0	0	0	0	0	0	0	0

SINGLE-GAME HIGHS: DEFENSIVE

Total Tackles
Solo Tackles
Sacks

5 at Cleveland, Oct 19, 2025
4 at Cleveland, Oct 19, 2025
1.0 vs. L.A. Chargers, Oct 12, 2025

Passes Defended
Tackles For Loss

1 vs. New England, Sep 14, 2025
1 vs. L.A. Chargers, Oct 12, 2025



24 A.J. GREEN III

CORNERBACK // 6'2" // 198 // OKLAHOMA STATE '20

ACQUIRED: FA, '25

HOMETOWN: DESOTO, TEXAS // BORN: 06/09/98

NFL SEASON: FOURTH SEASON // DOLPHINS SEASON: FIRST SEASON

NFL CAREER

TRANSACTIONS:

- Signed to Miami's active roster on Nov. 19, 2025.
- Signed to the L.A. Rams' practice squad on Aug. 27, 2025.
- Released by the L.A. Rams on Aug. 26, 2025.
- Signed to a reserve/future contract with the L.A. Rams on Jan. 20, 2025.
- Signed to the L.A. Rams' practice squad on Nov. 18, 2024.
- Released by Minnesota on Aug. 26, 2024.
- Signed to a reserve/future contract with Minnesota on Jan. 23, 2024.
- Signed to Cleveland's practice squad on Sept. 1, 2023.
- Waived by Cleveland on Aug. 30, 2023.
- Signed to a reserve/future contract with Cleveland on Jan. 17, 2021.
- Signed to Cleveland's practice squad on Sept. 6, 2020.
- Waived by Cleveland on Sept. 5, 2020.
- Signed by Cleveland as an undrafted free agent on May 5, 2020.

CAREER HIGHLIGHTS:

- Played in 38 career games with 2 starts.
- 26 tackles (20 solo), 2 interceptions, 7 passes defended and 1 fumble recovery.
- 15 special teams tackles (11 solo) and 1 special teams fumble recovery.
- Appeared in 1 postseason game with Cleveland.

2025 (L.A. RAMS/MIAMI):

- Played in 2 games with Miami.
- Inactive for 3 games with Miami.
- 1 solo special teams tackle with Miami.
- Played in 2 games with the L.A. Rams.
- Spent 9 games on the L.A. Rams' practice squad.

VS. CINCINNATI (12/21): 1 solo special teams tackle.

- Made his Dolphins debut.

2024 (MINNESOTA/L.A. RAMS):

- Spent 7 games on the L.A. Rams' practice squad.
- Spent the offseason program and training camp with Minnesota.

2023 (CLEVELAND):

- Played in 3 games.
- 1 solo special teams tackle.

AT DENVER (11/26): 1 solo special teams tackle.

2022 (CLEVELAND):

- Played in 17 games with 1 start.
- 13 tackles (11 solo), 1 interception, 1 pass defended.
- 5 special teams tackles (3 solo).

VS. CINCINNATI (10/31): 1 interception and 1 pass defended.

- Intercepted QB Joe Burrow at the Cleveland 16-yard line on the opening drive of the game.

AT BUFFALO (11/20): 4 tackles (3 solo).

AT WASHINGTON (1/1): 3 solo tackles; 1 assisted special teams tackle.

2021 (CLEVELAND):

- Played in 12 games with 1 start.
- Inactive for 4 games.
- Missed 1 game on the Reserve/COVID-19 list.
- 13 tackles (9 solo), 1 interception, 6 passes defended and 1 fumble recovery.
- 8 special teams tackles (6 solo) and 1 special teams fumble recovery.

AT L.A. CHARGERS (10/10): 5 tackles (4 solo) and 2 passes defended; 1 solo special teams tackle.

AT CINCINNATI (11/7): 1 solo tackle, 1 pass defended and 1 fumble recovery; 2 special teams tackles.

- Recovered a WR Ja'Marr Chase fumble forced by S John Johnson III and returned it 16 yards to the Cincinnati 30-yard line.

VS. CINCINNATI (1/9): 4 tackles (3 solo) and 1 pass defended; 1 special teams fumble recovery.

- Recovered a fumble on a punt return to allow Cleveland to maintain possession at the Cincinnati 46-yard line.
- Made his 1st start.

2020 (CLEVELAND):

- Played in 2 games.
- Spent 14 games on Cleveland's practice squad.

VS. WASHINGTON (9/27): Played but did not record any stats.

- Made his NFL debut.

POSTSEASON:

AFC WILD CARD AT PITTSBURGH (1/10): Played but did not record any stats.

AFC DIVISIONAL AT KANSAS CITY (1/17): Placed on practice squad/injured reserve on 1/11.

BEFORE THE NFL

COLLEGE (OKLAHOMA STATE):

- 4-year letterman (2016-19).

CAREER: Played in 48 games; 147 tackles (119 solo), 6 interceptions, 27 passes defended and 2 forced fumbles.

SENIOR (2019): Started all 13 games; 49 tackles (39 solo), 1 interception and 6 passes defended.

- Semifinalist for the Jim Thorpe Award.
- 2nd-team All-Big 12.
- Served as a team captain.



JUNIOR (2018): Played in 13 games; 49 tackles (39 solo), 1 interception, 12 passes defended and 1 forced fumble.

- 2nd-team All-Big 12.

SOPHOMORE (2017): Started 13 games; 47 tackles (40 solo), 4 interceptions, 9 passes defended and 1 forced fumble.

TRUE FRESHMAN (2016): Played in 9 games; 2 tackles (1 solo).

HIGH SCHOOL (DESOTO HS - DESOTO, TEXAS):

- Also played basketball.

SENIOR (2015):

- 1st-team all-district.
- All-state honorable mention.
- Voted one of the team's MVPs.

A.J. GREEN III'S NFL REGULAR SEASON DEFENSIVE STATISTICS

DATE	TEAM	GP	GS	TK	TACKLES						QBH	INTERCEPTIONS				O. FUMB			ST			MISC					
					S	A	TFL	YDS	SK	YDS		NO	YDS	LG	TD	PD	FF	FR	TD	YDS	TK	S	A	FF	FR	S	A
2020	Cleveland	2	0	0	0	0	0	0.0	0.0	0	0	0	0	0	0	0	0	0	0	0	0	0	0				
2021	Cleveland	12	1	13	9	4	0	0.0	0.0	0	1	1	1	0	6	0	1	0	16	8	6	2	0	1	0	0	
2022	Cleveland	17	1	13	11	2	0	0	0.0	0.0	1	1	0	0	0	1	0	0	0	5	3	2	0	0	0	0	
2023	Cleveland	3	0	0	0	0	0	0	0.0	0.0	0	0	0	0	0	0	0	0	0	1	1	0	0	0	0	0	
2024	Minnesota	0	0	0	0	0	0	0	0.0	0.0	0	0	0	0	0	0	0	0	0	0	0	0	0	0	0	0	
2025	L.A. Rams	2	0	0	0	0	0	0	0.0	0.0	0	0	0	0	0	0	0	0	0	0	0	0	0	0	0	0	
2025	Miami	2	0	0	0	0	0	0	0.0	0.0	0	0	0	0	0	0	0	0	0	1	1	0	0	0	0	0	
2025	TOTAL	4	0	0	0	0	0	0	0.0	0.0	0	0	0	0	0	0	0	0	0	1	1	0	0	0	0	0	
NFL TOTALS		38	2	26	20	6	0	0	0.0	0.0	1	2	1	1	0	7	0	1	0	16	15	11	4	0	1	0	0

A.J. GREEN III'S NFL POSTSEASON DEFENSIVE STATISTICS

DATE	TEAM	GP	GS	TK	S	TACKLES					QBH	INTERCEPTIONS				O. FUMB			ST			MISC				
						TFL	YDS	SK	YDS	NO		YDS	LG	TD	PD	FF	FR	TD	YDS	TK	S	A	FF	FR	S	A
2020	Cleveland	1	0	0	0	0	0	0	0.0	0.0	0	0	0	0	0	0	0	0	0	0	0	0	0	0	0	0
2023	Cleveland	0	0	0	0	0	0	0	0.0	0.0	0	0	0	0	0	0	0	0	0	0	0	0	0	0	0	0
NFL TOTALS		1	0	0	0	0	0	0	0.0	0.0	0	0	0	0	0	0	0	0	0	0	0	0	0	0	0	0

SINGLE-GAME HIGHS: DEFENSIVE

Total Tackles

5 at L.A. Chargers, Oct 10, 2021

Solo Tackles

4 at L.A. Chargers, Oct 10, 2021

Passes Defensed

2 at Pittsburgh, Jan 03, 2022

...1 more at 2.

Fumble Recoveries

1 at Cincinnati, Nov 07, 2021

Interceptions

1 at Pittsburgh, Jan 03, 2022

Interception Return Yards

1 at Pittsburgh, Jan 03, 2022

Special Teams Tackles

2 at Cincinnati, Nov 07, 2021


...1 more at 2.

Special Teams Fumble Recoveries

1 vs. Cincinnati, Jan 09, 2022

Longest Opp Fumble Return

16 at Cincinnati, Nov 07, 2021



89 JULIAN HILL

TIGHT END // 6'4" // 251 // CAMPBELL '23

ACQUIRED: FA '23

HOMETOWN: FAYETTEVILLE, N.C. // BORN: 07/09/00

NFL SEASON: THIRD SEASON // DOLPHINS SEASON: THIRD SEASON

NFL CAREER

TRANSACTIONS:

- Signed by Miami as an undrafted college free agent on May 12, 2023.

CAREER HIGHLIGHTS:

- Played in 44 career games with 25 starts.
- 32 receptions for 280 yards (8.8 avg.).
- 5 special teams tackles (2 solo).
- 2 miscellaneous tackles.
- Played in 1 postseason game.

2025 (MIAMI):

- Played in 13 games with 10 starts.
- Inactive for 3 games.
- 14 receptions for 132 yards (9.4 avg.).
- 1 solo special teams tackle.
- 1 miscellaneous tackle.

AT CAROLINA (10/5): 4 receptions for 22 yards (5.5 avg.).

VS. L.A. CHARGERS (10/12): 3 receptions for 31 yards (10.3 avg.).

AT PITTSBURGH (12/15): 2 receptions for 25 yards (12.5 avg.).

2024 (MIAMI):

- Played in 16 games with 11 starts.
- Inactive for 1 game.
- 12 receptions for 100 yards (8.3 avg.).
- 4 special teams tackles (1 solo).
- 1 miscellaneous tackle.

VS. ARIZONA (10/27): 3 receptions for 11 yards (3.7 avg.).

VS. LAS VEGAS (11/17): 2 receptions for 28 yards (14.0 avg.).

VS. N.Y. JETS (12/8): 1 reception for 14 yards.

2023 (MIAMI):

- Played in 15 games with 4 starts.
- Inactive for 2 games.
- 6 receptions for 48 yards (8.0 avg.).

VS. DENVER (9/24): Played but did not record any stats.

- Made his NFL debut.

VS. LAS VEGAS (11/19): 1 reception for 10 yards (10.0 avg.).

- Made his 1st NFL start.

AT WASHINGTON (12/3): 2 receptions for 23 yards (11.5 avg.).

POSTSEASON:

AFC WILD CARD AT KANSAS CITY (1/13): Played but did not record any stats.

BEFORE THE NFL

COLLEGE (CAMPBELL):

- 5-year letterman (2018-22) and 3-year starter.

CAREER: Played in 48 games with 26 starts; 85 receptions for 1,218 yards (14.3 avg.) and 7 TDs; 3 carries for 5 yards (1.7 avg.) and 1 TD.

SENIOR (2022): Started all 11 games; 38 receptions for 659 yards (17.3 avg.) and 5 TDs; 2 carries for 3 yards (1.5 avg.) and 1 TD.

- 1st-team All-Big South.
- His 659 receiving yards were 5th among all FCS tight ends.

REDSHIRT JUNIOR (2021): Started all 11 games; 34 receptions for 367 yards (10.8 avg.) and 2 TDs; 1 carry for 102 yards.

- 1st-team All-Big South.
- His 34 receptions led all conference tight ends.

JUNIOR (2020): Started all 4 games; 6 receptions for 102 yards (17.0 avg.).

- 2nd-team All-Big South.

SOPHOMORE (2019): Played all 11 games; 6 receptions for 85 yards (14.2 avg.).

TRUE FRESHMAN (2018): Played all 11 games; 1 reception for 5 yards.

HIGH SCHOOL (PINE FOREST HS – FAYETTEVILLE, N.C.)

- Played quarterback.
- Also lettered in basketball and baseball.

JUNIOR (2016): 1,750 passing yards; 175 rushing yards; 24 total touchdowns.

- 2nd-team all-conference.

SOPHOMORE (2015): 1,500 passing yards; 175 rushing yards; 16 total TDs.

OFF THE FIELD

COMMUNITY:

2024:

- Joined initiatives by His House Children's Home, a nonprofit faith-based organization dedicated to providing residential and foster care services for children.

2023:

- Supported the Miami-Dade Schools Values Matter program, presenting on the value of the month, citizenship, at a middle school pep rally in Coral Gables.



PERSONAL:

- MAJOR: Exercise science.

JULIAN HILL'S NFL REGULAR SEASON RUSHING/RECEIVING STATISTICS															
DATE	TEAM	GP	GS	NO.	RECEIVING			LG	TD	NO.	RUSHING			LG	TD
					YDS.	AVG.					YDS.	AVG.			
2023	Miami	15	4	6	48	8.0	18	0		0	0	0.0	0	0	0
2024	Miami	16	11	12	100	8.3	17	0		0	0	0.0	0	0	0
2025	Miami	13	10	14	132	9.4	20	0		0	0	0.0	0	0	0
NFL TOTALS		44	25	32	280	8.8	20	0		0	0	0.0	0	0	0

JULIAN HILL'S NFL POSTSEASON RUSHING/RECEIVING STATISTICS															
DATE	TEAM	GP	GS	NO.	RECEIVING				TD	NO.	RUSHING			LG	TD
					YDS.	AVG.	LG	YDS.			AVG.	LG			
2023	Miami	1	0	0	0	0.0	0	0	0	0	0	0.0	0	0	
NFL TOTALS		1	0	0	0	0.0	0	0	0	0	0	0.0	0	0	

SINGLE-GAME HIGHS: RECEIVING

Receptions
Receiving Yards
Receiving Average
Longest Receptions

4 at Carolina, Oct 05, 2025
31 vs. L.A. Chargers, Oct 12, 2025
10.3 vs. L.A. Chargers, Oct 12, 2025
20 at Pittsburgh, Dec 15, 2025

All-Purpose Yards
Special Teams Tackles

Scrimmage Yards

31 vs. L.A. Chargers, Oct 12, 2025
1 at Cleveland, Dec 29, 2024
...3 more at 1.
31 vs. L.A. Chargers, Oct 12, 2025

2023 GXG REGULAR-SEASON (MIAMI)															
DATE	OPPONENT	P/S	NO.	RECEIVING				TD	NO.	RUSHING			TD	W/L	SCORE
				YDS.	AVG.	LG	TD			YDS.	AVG.	LG			
09/10	at L.A. Chargers							INACTIVE						W	36-34
09/17	at New England							INACTIVE						W	24-17
09/24	Denver	P	0	0	0.0	0	0	0	0	0	0.0	0	0	W	70-20
10/01	at Buffalo	P	0	0	0.0	0	0	0	0	0	0.0	0	0	L	20-48
10/08	N.Y. Giants	P	0	0	0.0	0	0	0	0	0	0.0	0	0	W	31-16
10/15	Carolina	P	0	0	0.0	0	0	0	0	0	0.0	0	0	W	42-21
10/22	at Philadelphia	P	0	0	0.0	0	0	0	0	0	0.0	0	0	L	17-31
10/29	New England	P	1	4	4.0	4	0	0	0	0	0.0	0	0	W	31-17
11/05	at Kansas City	P	0	0	0.0	0	0	0	0	0	0.0	0	0	L	14-21
11/19	Las Vegas	S	1	10	10.0	10	0	0	0	0	0.0	0	0	W	20-13
11/24	at N.Y. Jets	S	0	0	0.0	0	0	0	0	0	0.0	0	0	W	34-13
12/03	at Washington	P	2	23	11.5	18	0	0	0	0	0.0	0	0	W	45-15
12/11	Tennessee	P	0	0	0.0	0	0	0	0	0	0.0	0	0	L	27-28
12/17	N.Y. Jets	P	0	0	0.0	0	0	0	0	0	0.0	0	0	W	30-0
12/24	Dallas	S	0	0	0.0	0	0	0	0	0	0.0	0	0	W	22-20
12/31	at Baltimore	P	1	9	9.0	9	0	0	0	0	0.0	0	0	L	19-56
01/07	Buffalo	S	1	2	2.0	2	0	0	0	0	0.0	0	0	L	14-21
2023 TOTALS		15-4	6	48	8.0	18	0	0	0	0	0.0	0	0	11-6	

2024 GXG REGULAR-SEASON (MIAMI)															
DATE	OPPONENT	P/S	NO.	RECEIVING				TD	NO.	RUSHING			TD	W/L	SCORE
				YDS.	AVG.	LG	TD			YDS.	AVG.	LG			
09/08	Jacksonville	S	1	6	6.0	6	0	0	0	0	0.0	0	0	W	20-17
09/12	Buffalo	S	0	0	0.0	0	0	0	0	0	0.0	0	0	L	10-31
09/22	at Seattle	P	2	24	12.0	13	0	0	0	0	0.0	0	0	L	3-24
09/30	Tennessee	S	0	0	0.0	0	0	0	0	0	0.0	0	0	L	12-31
10/06	at New England	S	0	0	0.0	0	0	0	0	0	0.0	0	0	W	15-10
10/20	at Indianapolis	S	1	4	4.0	4	0	0	0	0	0.0	0	0	L	10-16
10/27	Arizona	P	3	11	3.7	6	0	0	0	0	0.0	0	0	L	27-28
11/03	at Buffalo							INACTIVE						L	27-30
11/11	at L.A. Rams	S	0	0	0.0	0	0	0	0	0	0.0	0	0	W	23-15
11/17	Las Vegas	S	2	28	14.0	17	0	0	0	0	0.0	0	0	W	34-19
11/24	New England	S	1	8	8.0	8	0	0	0	0	0.0	0	0	W	34-15
11/28	at Green Bay	S	1	5	5.0	5	0	0	0	0	0.0	0	0	L	17-30
12/08	N.Y. Jets	S	1	14	14.0	14	0	0	0	0	0.0	0	0	W	32-26+
12/15	at Houston	P	0	0	0.0	0	0	0	0	0	0.0	0	0	L	12-20
12/22	San Francisco	P	0	0	0.0	0	0	0	0	0	0.0	0	0	W	29-17
12/29	at Cleveland	S	0	0	0.0	0	0	0	0	0	0.0	0	0	W	20-3
01/05	at N.Y. Jets	P	0	0	0.0	0	0	0	0	0	0.0	0	0	L	20-32
2024 TOTALS		16-11	12	100	8.3	17	0	0	0	0	0.0	0	0	8-9	

+ - Overtime



2025 GXG REGULAR-SEASON (MIAMI)

DATE	OPPONENT	P/S	RECEIVING					RUSHING					W/L	SCORE
			NO.	YDS.	AVG.	LG	TD	NO.	YDS.	AVG.	LG	TD		
09/07	at Indianapolis	S	0	0	0.0	0	0	0	0	0.0	0	0	L	8-33
09/14	New England	S	0	0	0.0	0	0	0	0	0.0	0	0	L	27-33
09/18	at Buffalo	S	1	4	4.0	4	0	0	0	0.0	0	0	L	21-31
09/29	N.Y. Jets	S	1	19	19.0	19	0	0	0	0.0	0	0	W	27-21
10/05	at Carolina	S	4	22	5.5	8	0	0	0	0.0	0	0	L	24-27
10/12	L.A. Chargers	S	3	31	10.3	14	0	0	0	0.0	0	0	L	27-29
10/19	at Cleveland	S	1	1	1.0	1	0	0	0	0.0	0	0	L	6-31
10/26	at Atlanta						INACTIVE						W	34-10
10/30	Baltimore						INACTIVE						L	6-28
11/09	Buffalo						INACTIVE						W	30-13
11/16	Washington	S	1	14	14.0	14	0	0	0	0.0	0	0	W	16-13+
11/30	New Orleans	P	0	0	0.0	0	0	0	0	0.0	0	0	W	21-17
12/07	at N.Y. Jets	S	0	0	0.0	0	0	0	0	0.0	0	0	W	34-10
12/15	at Pittsburgh	S	2	25	12.5	20	0	0	0	0.0	0	0	L	15-28
12/21	Cincinnati	P	0	0	0.0	0	0	0	0	0.0	0	0	L	21-45
12/28	Tampa Bay	P	1	16	16.0	16	0	0	0	0.0	0	0	W	20-17
2025 TOTALS			13-10	14	132	9.4	20	0	0	0	0.0	0	7-9	

+ - Overtime



30 ALEC INGOLD

FULLBACK // 6'1" // 232 // WISCONSIN '19

ACQUIRED: FA, '22

HOMETOWN: GREEN BAY, WIS. // BORN: 07/09/96

NFL SEASON: SEVENTH SEASON // DOLPHINS SEASON: FOURTH SEASON



NFL CAREER

TRANSACTIONS:

- Signed by Miami on March 17, 2022.
- Signed by Oakland as an undrafted college free agent on May 3, 2019.

CAREER HONORS:

- 2024 Walter Payton NFL Man of the Year nominee (Miami).
- 2023 Don Shula Leadership Award.
- 2023 Pro Bowl Selection.
- 2023 Walter Payton NFL Man of the Year nominee (Miami).
- 2022 Ed Block Courage Award (Miami recipient).
- 2022 Art Rooney Sportsmanship Award nominee.
- 2020 Walter Payton NFL Man of the Year nominee (Las Vegas).

CAREER HIGHLIGHTS:

- Played in 106 career games with 57 starts.
- 35 carries for 56 yards (1.6 avg.) and 2 TDs.
- 74 receptions for 608 yards (8.2 avg.) and 4 TDs.
- 11 special teams tackles (7 solo).
- 3 miscellaneous tackles.
- 5 miscellaneous fumble recoveries.
- Played in 2 postseason games with 1 start for Miami.
- Is a 4-time team captain (2021, 2023-25).

2025 (MIAMI):

- Played in 16 games with 9 starts.
- 2 carries for 9 yards (4.5 avg.).
- 7 receptions for 49 yards (7.0 avg.).
- 1 miscellaneous fumble recovery.
- Serves as a team captain.

VS. L.A. CHARGERS (10/12): 1 carry for 3 yards; 1 reception for 22 yards.

VS. BUFFALO (11/9): 1 carry for 6 yards.

AT N.Y. JETS (12/7): Started at fullback.

- Helped the offense total 34 points and 239 rushing yards, marking the 4th-straight game of 150+ rushing yards.

2024 (MIAMI):

- Played in 15 games with 10 starts.
- Inactive for 2 games.
- 10 carries for 17 yards (1.7 avg.) and 1 TD.
- 11 receptions for 96 yards (8.7 avg.).
- 2 special teams tackles (1 solo).
- 1 miscellaneous fumble recovery.
- Served as a team captain.

VS. JACKSONVILLE (9/8): 2 carries for 8 yards (4.0 avg.).

- Converted on 3rd-and-1 on the final drive of the game to set up the game-winning field goal.

AT NEW ENGLAND (10/6): 1 carry for 3 yards and 1 TD.

- Scored the game-winning TD on a 3-yard rush with 4:27 remaining in the 4th quarter.

VS. ARIZONA (10/27): 1 carry for 3 yards; 3 receptions for 19 yards (6.3 avg.).

HONORS:

- Walter Payton NFL Man of the Year nominee (Miami).

2023 (MIAMI):

- Played in all 17 games with 13 starts.
- 2 carries for 0 yards (0.0 avg.).
- 13 receptions for 119 yards (9.2 avg.).
- 1 miscellaneous tackle.
- Served as a team captain.

AT L.A. CHARGERS (9/10): 2 receptions for 34 yards (17.0 avg.).

AT BUFFALO (10/1): 1 reception for 23 yards (23.0 avg.).

VS. LAS VEGAS (11/19): 3 receptions for 16 yards (5.3 avg.).

POSTSEASON:

AFC WILD CARD AT KANSAS CITY (1/13): 1 kickoff return for 19 yards (19.0 avg.); 1 solo special teams tackle.

PRO BOWL:

- Selected to start the Pro Bowl for the 1st time in his career.

HONORS:

- Don Shula Leadership Award.
- Walter Payton NFL Man of the Year nominee (Miami).

2022 (MIAMI):

- Played in all 17 games with 14 starts.
- 6 carries for 8 yards (1.3 avg.) and 1 TD.
- 15 receptions for 105 yards (7.0 avg.) and 1 TD.
- 2 kickoff returns for 20 yards (10.0 avg.).
- 2 solo special teams tackles.
- 2 miscellaneous tackles.

VS. NEW ENGLAND (9/11): 1 carry for 2 yards; 1 reception for 8 yards.

- Made his Dolphins debut.

AT DETROIT (10/30): 1 carry for 1 yard and 1 TD; 1 reception for 5 yards.

- Scored his 1st career rushing TD on a 1-yard carry in the 3rd quarter.

VS. CLEVELAND (11/13): 4 receptions for 45 yards (11.3 avg.) and 1 TD.

- Caught a 13-yard TD pass from QB Tua Tagovailoa in the 1st quarter for his 1st TD reception of the season.

POSTSEASON:

AFC WILD CARD AT BUFFALO (1/15): 1 miscellaneous



tackle.

HONORS:

- Ed Block Courage Award (Miami recipient).
- Art Rooney Sportsmanship Award nominee.

2021 (LAS VEGAS):

- Played in 9 games with 3 starts.
- Missed the rest of the season after being placed on injured reserve on Nov. 20.
- 2 carries for 1 yard (0.5 avg.).
- 10 receptions for 85 yards (8.5 avg.) and 1 TD.
- 4 special teams tackles (2 solo).
- 1 miscellaneous fumble recovery.
- Served as a team captain.

VS. MIAMI (9/26): 1 carry for 0 yards; 1 reception for 1 yard and a TD.

- Caught a 1-yard TD pass from QB Derek Carr in the 2nd quarter.

VS. PHILADELPHIA (10/24): 1 carry for 1 yard; 1 reception for 29 yards; 1 solo special teams tackle.

AT N.Y. GIANTS(11/7): 3 receptions for 28 yards (9.3 avg); 1 special teams tackle.

2020 (LAS VEGAS):

- Played in all 16 games with 4 starts.
- 3 carries for 4 yards (1.3 avg.).
- 12 receptions for 110 yards (9.2 avg.) and 1 TD.
- 1 solo special teams tackle.
- 1 miscellaneous fumble recovery.

VS. NEW ORLEANS (9/21): 2 receptions for 5 yards (2.5 avg.) and 1 TD.

- Caught a 3-yard TD pass from QB Derek Carr in the 2nd quarter.

VS. BUFFALO (10/4): 1 carry for -1 yard; 2 receptions for 29 yards (14.5 avg.).

AT KANSAS CITY (10/11): 2 receptions for 25 yards (12.5 avg.).

HONORS:

- Walter Payton Man of the Year nominee (Las Vegas).

2019 (OAKLAND):

- Played in all 16 games with 4 starts.
- 10 carries for 17 yards (1.7 avg.).
- 6 receptions for 44 yards (7.3 avg.) and 1 TD.
- 2 special teams tackles (1 solo).
- 1 miscellaneous fumble recovery.

VS. L.A. CHARGERS (11/7): 1 carry for 3 yards; 1 reception for 9 yards and a TD; 1 solo special teams tackle.

- Scored on a 9-yard pass from QB Derek Carr to give Oakland a 17-14 lead in the 2nd quarter.
- It was his 1st career TD.

AT KANSAS CITY (12/1): 1 carry for 4 yards; 2 receptions for 13 yards (6.5 avg.).

VS. JACKSONVILLE (12/15): 3 receptions for 22 yards (7.3 avg.).

BEFORE THE NFL

COLLEGE (WISCONSIN):

- 4-year letterman (2015-18) and 1-year starter.

- Moved from linebacker to fullback early during his freshman season in 2015.

CAREER: Played in 51 games with 11 starts; 103 carries for 343 yards (3.3 avg.) and 17 TDs; 14 receptions for 185 yards (13.2 avg.) and 4 TDs; 4 kickoff returns for 63 yards (15.8 avg.).

SENIOR (2018): Played in all 13 games with 11 starts; 26 carries for 143 yards (5.5 avg.) and 6 TDs; 5 receptions for 93 yards (18.6 avg.) and 1 TD.

- Served as a team captain.

JUNIOR (2017): Played in all 14 games; 10 carries for 25 yards (2.5 avg.) and 3 TDs; 3 receptions for 37 yards (12.3 avg.) and 1 TD.

SOPHOMORE (2016): Played in all 14 games; 18 carries for 44 yards (2.4 avg.) and 2 TDs; 6 receptions for 55 yards (9.2 avg.) and 2 TDs; 2 kickoff returns for 31 yards (15.5 avg.).

TRUE FRESHMAN (2015): Played in 10 games; 49 carries for 131 yards (2.7 avg.) and 6 TDs; 2 kickoff returns for 32 yards (16.0 avg.).

HIGH SCHOOL (BAY PORT HS – GREEN BAY, WIS.)

- Played quarterback and running back.
- Also lettered in wrestling and baseball.

SENIOR (2014): 2,324 rushing yards and 29 TDs; 1,411 passing yards and 15 TDs.

- Wisconsin Gatorade Player of the Year.
- 1st-team all-state.

SOPHOMORE (2012): 1,024 rushing yards and 22 TDs.

- 1st-team all-conference.

OFF THE FIELD

COMMUNITY:

- Established the Ingold Family Foundation with the vision to cultivate environments of inspiration and motivation.
- Leads in advocacy of adoption and foster care through partnerships with AdoptUSKids, ChildNet and The Barker Adoption Foundation.
- Serves as a national spokesperson for AdoptUSKids.
- Has served as a Mission Ambassador for Raise the Future, an organization that supports and exemplifies the mission of finding one caring adult for all youth who are currently experiencing foster care.

2024:

- Developed and launched a curriculum around his first published book – “The 7 Crucibles” – to be implemented in Broward County Public Schools, the second-largest school district in Florida. The school athletic programs were onboarded in the training modules based on the book’s lessons in personal adversity.
- Through his Ingold Family Foundation, continued his annual programming for youth in his home state of Wisconsin and community in South Florida, including football camps and his designed Money Mini Camps – a workshop dedicated to the advancement of financial literacy and personal development for underprivileged youth.
- Expanded impact with SOS Children’s Villages Florida, initiating a season-long “Gifts In Gold” fundraising campaign to provide a new playground for the residential foster care community. Also donated 45



brand-new pairs of shoes for the children in the neighborhood at the start of the school year.

- Served as a motivational speaker and mindset coach for college and high school student-athletes in individual coaching sessions and team settings.
- In July, hosted free football camps for children in his home state of Wisconsin and in Miami.

2023:

- Through the Ingold Family Foundation, teamed up with Beyond the Basics Inc., to host a holiday dinner and wish list surprise for children at the SOS Children's Villages Florida, a residential foster care community in Coconut Creek.
- Led several panels and speaking engagements for community members to inspire and connect through overcoming adversity.

- Hosted a free football camp for children in the foster care and adoption community, in collaboration with Children's Home Society of Florida.

2022:

- Earned the Adoption Excellence Award from AdoptUSKids in partnership with the Children's Bureau and the Ad Council for making extraordinary strides on behalf of waiting children and youth in foster care.

PERSONAL:

- **PRONUNCIATION:** Last name is pronounced INN-gold.
- **MAJOR:** Personal finance – financial planning.
- Wrote and published his first book – “The 7 Crucibles: An Inspirational Game Plan for Overcoming Adversity in Your Life” – in 2023.

ALEC INGOLD'S NFL REGULAR SEASON RUSHING/RECEIVING STATISTICS

DATE	TEAM	GP	GS	RUSHING					RECEIVING				
				NO.	YDS.	AVG.	LG	TD	NO.	YDS.	AVG.	LG	TD
2019	Oakland	16	4	10	17	1.7	4	0	6	44	7.3	14	1
2020	Las Vegas	16	4	3	4	1.3	3	0	12	110	9.2	23	1
2021	Las Vegas	9	3	2	1	0.5	1	0	10	85	8.5	29	1
2022	Miami	17	14	6	8	1.3	2	1	15	105	7.0	17	1
2023	Miami	17	13	2	0	0.0	0	0	13	119	9.2	23	0
2024	Miami	15	10	10	17	1.7	6	1	11	96	8.7	25	0
2025	Miami	16	9	2	9	4.5	6	0	7	49	7.0	22	0
NFL TOTALS		106	57	35	56	1.6	6	2	74	608	8.2	29	4

ALEC INGOLD'S NFL POSTSEASON RUSHING/RECEIVING STATISTICS

DATE	TEAM	GP	GS	RUSHING					RECEIVING				
				NO.	YDS.	AVG.	LG	TD	NO.	YDS.	AVG.	LG	TD
2021	Las Vegas	0	0	0	0	0.0	0	0	0	0	0.0	0	0
2022	Miami	1	0	0	0	0.0	0	0	0	0	0.0	0	0
2023	Miami	1	1	0	0	0.0	0	0	0	0	0.0	0	0
NFL TOTALS		2	1	0	0	0.0	0	0	0	0	0.0	0	0

SINGLE-GAME HIGHS: RUSHING/RECEIVING

Rush Attempts

2 at Indianapolis, Oct 20, 2024
...3 more at 2.

Rushing Yards

8 vs. Jacksonville, Sep 08, 2024

Longest Runs

6 vs. Buffalo, Nov 09, 2025

...1 more at 6.

Rushing TDs

1 at New England, Oct 06, 2024

...1 more at 1.

Receptions

4 vs. Cleveland, Nov 13, 2022

...1 more at 4.

Receiving Yards

45 vs. Cleveland, Nov 13, 2022

Receiving Average

11.3 vs. Cleveland, Nov 13, 2022

Longest Receptions

29 vs. Philadelphia, Oct 24, 2021

Receiving TDs

1 vs. Cleveland, Nov 13, 2022

...3 more at 1.

All-Purpose Yards

Kickoff Returns

45 vs. Cleveland, Nov 13, 2022

1 vs. Green Bay, Dec 25, 2022

...1 more at 1.

Kickoff Return Yards

12 vs. New England, Sep 11, 2022

Longest Kickoff Return

12 vs. New England, Sep 11, 2022

Special Teams Tackles

1 at Indianapolis, Oct 20, 2024

...10 more at 1.

Most TDs

1 at New England, Oct 06, 2024

...5 more at 1.

Miscellaneous Tackles

1 at Baltimore, Dec 31, 2023

...2 more at 1.

Longest Own Fumble Return

3 vs. Cincinnati, Dec 21, 2025

Scrimmage Yards

45 vs. Cleveland, Nov 13, 2022



2019 GXG REGULAR-SEASON (OAKLAND)

DATE	OPPONENT	P/S	RUSHING					RECEIVING					W/L	SCORE
			NO.	YDS.	AVG.	LG	TD	NO.	YDS.	AVG.	LG	TD		
09/09	Denver	S	0	0	0.0	0	0	0	0	0.0	0	0	W	24-16
09/15	Kansas City	P	0	0	0.0	0	0	0	0	0.0	0	0	L	10-28
09/22	at Minnesota	P	0	0	0.0	0	0	0	0	0.0	0	0	L	14-34
09/29	at Indianapolis	S	1	1	1.0	1	0	0	0	0.0	0	0	W	31-24
10/06	Chicago	P	1	3	3.0	3	0	0	0	0.0	0	0	W	24-21
10/20	at Green Bay	P	0	0	0.0	0	0	0	0	0.0	0	0	L	24-42
10/27	at Houston	P	1	2	2.0	2	0	0	0	0.0	0	0	L	24-27
11/03	Detroit	P	1	2	2.0	2	0	0	0	0.0	0	0	W	31-24
11/07	L.A. Chargers	S	1	3	3.0	3	0	1	9	9.0	9t	1	W	26-24
11/17	Cincinnati	S	1	3	3.0	3	0	0	0	0.0	0	0	W	17-10
11/24	at N.Y. Jets	P	1	0	0.0	0	0	0	0	0.0	0	0	L	3-34
12/01	at Kansas City	P	1	4	4.0	4	0	2	13	6.5	14	0	L	9-40
12/08	Tennessee	P	1	-1	-1.0	-1	0	0	0	0.0	0	0	L	21-42
12/15	Jacksonville	P	0	0	0.0	0	0	3	22	7.3	14	0	L	16-20
12/22	at L.A. Chargers	P	0	0	0.0	0	0	0	0	0.0	0	0	W	24-17
12/29	at Denver	P	1	0	0.0	0	0	0	0	0.0	0	0	L	15-16
2019 TOTALS			16-4	10	17	1.7	4	0	6	44	7.3	14	1	7-9

2020 GXG REGULAR-SEASON (LAS VEGAS)

DATE	OPPONENT	P/S	RUSHING					RECEIVING					W/L	SCORE
			NO.	YDS.	AVG.	LG	TD	NO.	YDS.	AVG.	LG	TD		
09/13	at Carolina	P	0	0	0.0	0	0	0	0	0.0	0	0	W	34-30
09/21	New Orleans	P	0	0	0.0	0	0	2	5	2.5	3t	1	W	34-24
09/27	at New England	P	0	0	0.0	0	0	1	11	11.0	11	0	L	20-36
10/04	Buffalo	P	1	-1	-1.0	-1	0	2	29	14.5	17	0	L	23-30
10/11	at Kansas City	S	0	0	0.0	0	0	2	25	12.5	23	0	W	40-32
10/25	Tampa Bay	S	0	0	0.0	0	0	1	21	21.0	21	0	L	20-45
11/01	at Cleveland	P	1	3	3.0	3	0	0	0	0.0	0	0	W	16-6
11/08	at L.A. Chargers	P	0	0	0.0	0	0	1	6	6.0	6	0	W	31-26
11/15	Denver	P	0	0	0.0	0	0	0	0	0.0	0	0	W	37-12
11/22	Kansas City	P	0	0	0.0	0	0	1	11	11.0	11	0	L	31-35
11/29	at Atlanta	S	0	0	0.0	0	0	0	0	0.0	0	0	L	6-43
12/06	at N.Y. Jets	P	0	0	0.0	0	0	1	2	2.0	2	0	W	31-28
12/13	Indianapolis	S	0	0	0.0	0	0	1	0	0.0	0	0	L	27-44
12/17	L.A. Chargers	P	1	2	2.0	2	0	0	0	0.0	0	0	L	27-30+
12/26	Miami	P	0	0	0.0	0	0	0	0	0.0	0	0	L	25-26
01/03	at Denver	P	0	0	0.0	0	0	0	0	0.0	0	0	W	32-31
2020 TOTALS			16-4	3	4	1.3	3	0	12	110	9.2	23	1	8-8

+ - Overtime

2021 GXG REGULAR-SEASON (LAS VEGAS)

DATE	OPPONENT	P/S	RUSHING					RECEIVING					W/L	SCORE
			NO.	YDS.	AVG.	LG	TD	NO.	YDS.	AVG.	LG	TD		
09/13	Baltimore	S	0	0	0.0	0	0	4	22	5.5	9	0	W	33-27+
09/19	at Pittsburgh	P	0	0	0.0	0	0	0	0	0.0	0	0	W	26-17
09/26	Miami	P	1	0	0.0	0	0	1	1	1.0	1t	1	W	31-28+
10/04	at L.A. Chargers	P	0	0	0.0	0	0	0	0	0.0	0	0	L	14-28
10/10	Chicago	P	0	0	0.0	0	0	0	0	0.0	0	0	L	9-20
10/17	at Denver	S	0	0	0.0	0	0	0	0	0.0	0	0	W	34-24
10/24	Philadelphia	S	1	1	1.0	1	0	1	29	29.0	29	0	W	33-22
11/07	at N.Y. Giants	P	0	0	0.0	0	0	3	28	9.3	15	0	L	16-23
11/14	Kansas City	P	0	0	0.0	0	0	1	5	5.0	5	0	L	14-41
11/21	Cincinnati												L	13-32
11/25	at Dallas												W	36-33+
12/05	Washington												L	15-17
12/12	at Kansas City												L	9-48
12/20	at Cleveland												W	16-14
12/26	Denver												W	17-13
01/02	at Indianapolis												W	23-20
01/09	L.A. Chargers												W	35-32+
2021 TOTALS			9-3	2	1	0.5	1	0	10	85	8.5	29	1	10-7

+ - Overtime



2022 GXG REGULAR-SEASON (MIAMI)

DATE	OPPONENT	P/S	RUSHING					RECEIVING					W/L	SCORE
			NO.	YDS.	AVG.	LG	TD	NO.	YDS.	AVG.	LG	TD		
09/11	New England	S	1	2	2.0	2	0	1	8	8.0	8	0	W	20-7
09/18	at Baltimore	S	1	1	1.0	1	0	2	15	7.5	13	0	W	42-38
09/25	Buffalo	S	1	0	0.0	0	0	0	0	0.0	0	0	W	21-19
09/29	at Cincinnati	S	0	0	0.0	0	0	0	0	0.0	0	0	L	15-27
10/09	at N.Y. Jets	S	0	0	0.0	0	0	0	0	0.0	0	0	L	17-40
10/16	Minnesota	S	1	2	2.0	2	0	2	10	5.0	8	0	L	16-24
10/23	Pittsburgh	P	0	0	0.0	0	0	0	0	0.0	0	0	W	16-10
10/30	at Detroit	S	1	1	1.0	1t	1	1	5	5.0	5	0	W	31-27
11/06	at Chicago	S	0	0	0.0	0	0	0	0	0.0	0	0	W	35-32
11/13	Cleveland	S	0	0	0.0	0	0	4	45	11.3	17	1	W	39-17
11/27	Houston	P	0	0	0.0	0	0	1	0	0.0	0	0	W	30-15
12/04	at San Francisco	S	0	0	0.0	0	0	3	15	5.0	7	0	L	17-33
12/11	at L.A. Chargers	S	0	0	0.0	0	0	0	0	0.0	0	0	L	17-23
12/17	at Buffalo	S	1	2	2.0	2	0	1	7	7.0	7	0	L	29-32
12/25	Green Bay	S	0	0	0.0	0	0	0	0	0.0	0	0	L	20-26
01/01	at New England	P	0	0	0.0	0	0	0	0	0.0	0	0	L	21-23
01/08	N.Y. Jets	S	0	0	0.0	0	0	0	0	0.0	0	0	W	11-6
2022 TOTALS		17-14	6	8	1.3	2	1	15	105	7.0	17	1	9-8	

2023 GXG REGULAR-SEASON (MIAMI)

DATE	OPPONENT	P/S	RUSHING					RECEIVING					W/L	SCORE
			NO.	YDS.	AVG.	LG	TD	NO.	YDS.	AVG.	LG	TD		
09/10	at L.A. Chargers	S	0	0	0.0	0	0	2	34	17.0	19	0	W	36-34
09/17	at New England	S	0	0	0.0	0	0	0	0	0.0	0	0	W	24-17
09/24	Denver	S	2	0	0.0	0	0	0	0	0.0	0	0	W	70-20
10/01	at Buffalo	S	0	0	0.0	0	0	1	23	23.0	23	0	L	20-48
10/08	N.Y. Giants	S	0	0	0.0	0	0	0	0	0.0	0	0	W	31-16
10/15	Carolina	S	0	0	0.0	0	0	0	0	0.0	0	0	W	42-21
10/22	at Philadelphia	P	0	0	0.0	0	0	0	0	0.0	0	0	L	17-31
10/29	New England	S	0	0	0.0	0	0	1	5	5.0	5	0	W	31-17
11/05	at Kansas City	S	0	0	0.0	0	0	1	1	1.0	1	0	L	14-21
11/19	Las Vegas	P	0	0	0.0	0	0	3	16	5.3	9	0	W	20-13
11/24	at N.Y. Jets	P	0	0	0.0	0	0	0	0	0.0	0	0	W	34-13
12/03	at Washington	S	0	0	0.0	0	0	1	-3	-3.0	-3	0	W	45-15
12/11	Tennessee	S	0	0	0.0	0	0	1	13	13.0	13	0	L	27-28
12/17	N.Y. Jets	S	0	0	0.0	0	0	0	0	0.0	0	0	W	30-0
12/24	Dallas	S	0	0	0.0	0	0	2	12	6.0	7	0	W	22-20
12/31	at Baltimore	S	0	0	0.0	0	0	1	18	18.0	18	0	L	19-56
01/07	Buffalo	P	0	0	0.0	0	0	0	0	0.0	0	0	L	14-21
2023 TOTALS		17-13	2	0	0.0	0	0	13	119	9.2	23	0	11-6	

2024 GXG REGULAR-SEASON (MIAMI)

DATE	OPPONENT	P/S	RUSHING					RECEIVING					W/L	SCORE
			NO.	YDS.	AVG.	LG	TD	NO.	YDS.	AVG.	LG	TD		
09/08	Jacksonville	P	2	8	4.0	6	0	0	0	0.0	0	0	W	20-17
09/12	Buffalo	S	2	2	1.0	3	0	0	0	0.0	0	0	L	10-31
09/22	at Seattle	P	1	-2	-2.0	-2	0	3	16	5.3	6	0	L	3-24
09/30	Tennessee	P	0	0	0.0	0	0	0	0	0.0	0	0	L	12-31
10/06	at New England	S	1	3	3.0	3t	1	0	0	0.0	0	0	W	15-10
10/20	at Indianapolis	S	2	-1	-0.5	0	0	1	25	25.0	25	0	L	10-16
10/27	Arizona	S	1	3	3.0	3	0	3	19	6.3	16	0	L	27-28
11/03	at Buffalo	S	0	0	0.0	0	0	0	0	0.0	0	0	L	27-30
11/11	at L.A. Rams												W	23-15
11/17	Las Vegas												W	34-19
11/24	New England	P	0	0	0.0	0	0	0	0	0.0	0	0	W	34-15
11/28	at Green Bay	P	0	0	0.0	0	0	2	15	7.5	13	0	L	17-30
12/08	N.Y. Jets	S	0	0	0.0	0	0	0	0	0.0	0	0	W	32-26+
12/15	at Houston	S	0	0	0.0	0	0	0	0	0.0	0	0	L	12-20
12/22	San Francisco	S	1	4	4.0	4	0	0	0	0.0	0	0	W	29-17
12/29	at Cleveland	S	0	0	0.0	0	0	0	0	0.0	0	0	W	20-3
01/05	at N.Y. Jets	S	0	0	0.0	0	0	2	21	10.5	12	0	L	20-32
2024 TOTALS		15-10	10	17	1.7	6	1	11	96	8.7	25	0	8-9	


+ - Overtime



2025 GXG REGULAR-SEASON (MIAMI)

DATE	OPPONENT	P/S	RUSHING					RECEIVING					W/L	SCORE	
			NO.	YDS.	AVG.	LG	TD	NO.	YDS.	AVG.	LG	TD			
09/07	at Indianapolis	S	0	0	0.0	0	0	1	1	1.0	1	0	L	8-33	
09/14	New England	S	0	0	0.0	0	0	2	13	6.5	9	0	L	27-33	
09/18	at Buffalo	P	0	0	0.0	0	0	0	0	0.0	0	0	L	21-31	
09/29	N.Y. Jets	P	0	0	0.0	0	0	0	0	0.0	0	0	W	27-21	
10/05	at Carolina	S	0	0	0.0	0	0	0	0	0.0	0	0	L	24-27	
10/12	L.A. Chargers	S	1	3	3.0	3	0	1	22	22.0	22	0	L	27-29	
10/19	at Cleveland	S	0	0	0.0	0	0	0	0	0.0	0	0	L	6-31	
10/26	at Atlanta	S	0	0	0.0	0	0	1	0	0.0	0	0	W	34-10	
10/30	Baltimore	P	0	0	0.0	0	0	0	0	0.0	0	0	L	6-28	
11/09	Buffalo	S	1	6	6.0	6	0	0	0	0.0	0	0	W	30-13	
11/16	Washington	P	0	0	0.0	0	0	0	0	0.0	0	0	W	16-13+	
11/30	New Orleans	S	0	0	0.0	0	0	0	0	0.0	0	0	W	21-17	
12/07	at N.Y. Jets	S	0	0	0.0	0	0	0	0	0.0	0	0	W	34-10	
12/15	at Pittsburgh	P	0	0	0.0	0	0	1	4	4.0	4	0	L	15-28	
12/21	Cincinnati	P	0	0	0.0	0	0	1	9	9.0	9	0	L	21-45	
12/28	Tampa Bay	P	0	0	0.0	0	0	0	0	0.0	0	0	W	20-17	
2025 TOTALS			16-9	2	9	4.5	6	0	7	49	7.0	22	0	7-9	

+ - Overtime



73 AUSTIN JACKSON

OFFENSIVE LINEMAN // 6'5" // 310 // USC '20

ACQUIRED: D1B, '20

HOMETOWN: PHOENIX, ARIZ. // BORN: 08/11/99

NFL SEASON: SIXTH SEASON // DOLPHINS SEASON: SIXTH SEASON

NFL CAREER

TRANSACTIONS:

- 1st-round pick (18th overall) by Miami in the 2020 NFL Draft.

CAREER HONORS:

- 2023 Ed Block Courage Award (Miami recipient).

CAREER HIGHLIGHTS:

- Played in 62 career games with 60 starts – 32 at right tackle, 15 at left tackle and 13 at left guard.
- Started in 1 postseason game.
- 2 miscellaneous fumble recoveries.

2025 (MIAMI):

- Started 6 games at right tackle.
- Missed 10 games after being placed on injured reserve on Sept. 13 and activated on Nov. 29.

AT INDIANAPOLIS (9/7): Started at right tackle.

VS. NEW ORLEANS (11/30): Started at right tackle.

AT N.Y. JETS (12/7): Started at right tackle.

- Helped the offense total 34 points and 239 rushing yards, marking the 4th-straight game of 150+ rushing yards.

2024 (MIAMI):

- Started 8 games at right tackle.
- Missed the rest of the season after being placed on injured reserve on Nov. 11.
- 1 miscellaneous fumble recovery.

AT NEW ENGLAND (10/6): Started at right tackle.

- Helped the Dolphins total 372 yards of offense including 193 rushing yards.

AT BUFFALO (11/3): Started at right tackle.

- Helped the Dolphins total 149 rushing yards, marking the 4th consecutive game of 140+ rushing yards.

2023 (MIAMI):

- Started 16 games at right tackle.
- Dressed but did not play in 1 game.

AT L.A. CHARGERS (9/10): Started at right tackle.

- Helped the offense total 536 yards and 36 points while not allowing QB Tua Tagovailoa to get sacked.

VS. DENVER (9/24): Started at right tackle.

- Helped the offense break team records for points (70), total yards (726) and rushing yards (350), while not surrendering a sack.

AT WASHINGTON (12/3): Started at right tackle.

- Helped the Dolphins total 406 yards and 45 points while not surrendering a sack.

POSTSEASON:

AFC WILD CARD AT KANSAS CITY (1/13): Started at right tackle.

HONORS:

- Ed Block Courage Award (Miami recipient).

2022 (MIAMI):

- Started 2 games at right tackle.
- Dressed but did not play 1 game.
- Inactive for 2 games.
- Missed 7 games after being placed on injured reserve on Sept. 16 and activated on Nov. 1.
- Missed the rest of the season after being placed on injured reserve on Dec. 5.

2021 (MIAMI):

- Played in all 17 games with 16 starts – 13 at left guard and 3 at left tackle.
- 2 miscellaneous tackles.
- 1 miscellaneous fumble recovery.

AT LAS VEGAS (9/26): Started at left tackle; 1 miscellaneous fumble recovery.

AT JACKSONVILLE IN LONDON (10/17): Started at left guard.

- Protected QB Tua Tagovailoa as the team did not allow a sack.

AT N.Y. JETS (11/21): Started at left guard.

- Protected QB Tua Tagovailoa as the team did not allow a sack.

2020 (MIAMI):

- Played in 13 games with 12 starts at left tackle.
- Activated off injured reserve on Nov. 7.
- Missed 3 games after being placed on injured reserve on Oct. 9.

AT NEW ENGLAND (9/13): Started at left tackle.

- Joined Solomon Kindley to become the 1st Dolphins rookie duo to start a season opener on the offensive line since 2008 (Jake Long and Donald Thomas).
- Made his NFL debut.

AT JACKSONVILLE (9/24): Started at left tackle.

- Protected QB Ryan Fitzpatrick who completed 18-of-20 passes (90.0 pct.) and set a new franchise record for completion percentage in a single game with a minimum of 20 attempts.

VS. NEW ENGLAND (12/20): Started at left tackle.

- Helped the team rush for 250 yards, which was Miami's most since Dec. 24, 2016 at Buffalo and the most allowed by New England since Nov. 24, 2013.



BEFORE THE NFL

COLLEGE (SOUTHERN CALIFORNIA):

- 3-year letterman (2017-19) and 2-year starter.

CAREER: Played in 39 games with 25 starts.

JUNIOR (2019): Started all 13 games at left tackle; 1 blocked field goal.

- Honorable mention All-America.
- 1st-team All-Pac 12.
- Won the USC Chris Carlisle Courage Award.

SOPHOMORE (2018): Started all 12 games at left tackle.

- Co-recipient of the USC John McKay Award which recognizes competitive spirit.

TRUE FRESHMAN (2017): Played in all 14 games; 3 special teams tackles and 1 blocked field goal.

HIGH SCHOOL (NORTH CANYON HS – PHOENIX, ARIZ.)

- Played offensive tackle and defensive end.
- Also played basketball and threw shot put and discus.

SENIOR (2016): 80 tackles, 4 sacks, 1 pass defended and 1 fumble recovery; 1 blocked punt and 1 blocked field goal.

- 1st-team All-American.
- 1st-team all-state.
- Placed 3rd in shot put and 11th in discus at the state Division II championships.

JUNIOR (2015): 72 tackles, 2 sacks, 1 pass defended and 3 forced fumbles; 2 blocked field goals.

- 1st-team All-American.
- 1st-team all-state.
- Placed 4th in discus and 6th in shot put at the state Division I championships.

SOPHOMORE (2014): 56 tackles and 5 sacks; 1 blocked field goal.

FRESHMAN (2013): 11 tackles.

OFF THE FIELD

PERSONAL:

- His grandfather, Melvin Jackson, played defensive tackle at USC (1974-75) and played 5 seasons with Green Bay (1976-80).
- Donated his bone marrow in July 2019 for his younger sister, Autumn, who has Diamond-Blackfan anemia.
- **MAJOR:** Political science.

AUSTIN JACKSON'S NFL REGULAR SEASON STATISTICS

DATE	TEAM	GP	GS
2020	Miami	13	12
2021	Miami	17	16
2022	Miami	2	2
2023	Miami	16	16
2024	Miami	8	8
2025	Miami	6	6
NFL TOTALS		62	60

AUSTIN JACKSON'S NFL POSTSEASON STATISTICS

DATE	TEAM	GP	GS
2022	Miami	0	0
2023	Miami	1	1
NFL TOTALS		1	1



23 JACK JONES

CORNERBACK // 5'11" // 175 // ARIZONA STATE '22

ACQUIRED: FA, '25

HOMETOWN: LONG BEACH, CALIF. // BORN: 12/20/97

NFL SEASON: FOURTH SEASON // DOLPHINS SEASON: FIRST SEASON

NFL CAREER

TRANSACTIONS:

- Signed by Miami on July 26, 2025.
- Awarded off waivers to Las Vegas on Nov. 14, 2023.
- Waived by New England on Nov. 13, 2023.
- 4th-round pick (121st overall) by New England in the 2022 NFL Draft.

CAREER HIGHLIGHTS:

- Played in 57 career games with 37 starts.
- 209 tackles (152 solo), 8 interceptions, 33 passes defended, 3 forced fumbles and 1 fumble recovery; 4 interceptions returned for TDs.
- His 4 interceptions returned for TDs are the 2nd-most since entering the league in 2022:

MOST INTERCEPTION RETURNS FOR TOUCHDOWNS SINCE 2022

PLAYER	TEAM	INT TDs
1. DaRon Bland	Dal.	6
2. JACK JONES	NE/LV	4
3. Jessie Bates III	Cin./Atl.	3
Kyle Dugger	NE/Pit.	3
Kenny Moore II	Ind.	3
Andrew Van Ginkel	Mia./Min.	3

- 1 of 9 players in NFL history to record at least 4 interception return TDs in their first three seasons.
- 1 of 11 active players to record multiple interceptions in each of the past three seasons (2022-24).
- His 16 passes defended were tied for the 5th-most in the NFL in 2024:

NFL PASSES DEFENSED LEADERS (2024)

PLAYER	TEAM	PD
1. Denzel Ward	Cle.	19
2. Derek Stingley Jr.	Hou.	18
3. Mike Jackson	Car.	17
Zyon McCollum	TB	17
5. JACK JONES	LV	16
Cam Taylor-Britt	Cin.	16
Alontae Taylor	NO	16

2025 (MIAMI):

- Started 16 games.
- 73 tackles (47 solo), 1 interception, 6 passes defended and 2 forced fumbles.

AT INDIANAPOLIS (9/7): 8 tackles (3 solo) and 1 pass defended.

- Made his Dolphins debut.

VS. N.Y. JETS (9/29): 5 tackles (1 solo) and 1 forced fumble.

- Forced RB Braelon Allen to fumble on the goal line, which was recovered by S Minkah Fitzpatrick with 3:06 remaining in the 1st quarter.

VS. BUFFALO (11/9): 6 tackles (3 solo) and 1 forced fumble.

- Forced RB James Cook to fumble, which was recovered

by CB JuJu Brents at the Miami 5-yard line with 9:13 to play in the 2nd quarter.

VS. WASHINGTON IN MADRID (11/16): 1 assisted tackle, 1 interception and 1 pass defended.

- Intercepted QB Marcus Mariota on the first play from scrimmage in overtime, returning it 7 yards and setting Miami up for the game-winning field goal 4 plays later.
- It was the 1st interception in Spain in NFL history and was Miami's 1st interception in overtime since J.B. Brown intercepted Drew Bledsoe on Jan. 2, 1994.

VS. TAMPA BAY (12/28): 10 tackles (8 solo) and 1 pass defended.

2024 (LAS VEGAS):

- Played in all 17 games with 16 starts.
- 69 tackles (52 solo), 3 interceptions and 16 passes defended; 1 interception returned for a TD.

AT CINCINNATI (11/3): 4 solo tackles, 1 interception and 2 passes defended.

- Intercepted QB Joe Burrow and returned it 29 yards for a TD with 13:17 left in the game.
- Became the 10th player NFL history to have at least 1 interception returned for a TD in each of their first 3 seasons.

AT TAMPA BAY (12/8): 3 solo tackles, 1 interception and 1 pass defended.

- Intercepted QB Baker Mayfield in the end zone and returned it 24 yards with 0:39 seconds remaining in the 2nd quarter.

AT NEW ORLEANS (12/29): 2 tackles, 1 interception and 3 passes defended.

- Intercepted QB Spencer Rattler with 11:30 remaining in the game.

2023 (NEW ENGLAND/LAS VEGAS):

- Played in 7 games with 3 starts with Las Vegas.
- 25 tackles (20 solo), 2 interceptions and 4 passes defended; 2 interceptions returned for TDs.
- Played in 4 games with New England.
- Missed 6 games with New England after being placed on injured reserve on Sept. 9.
- 12 tackles (8 solo) and 1 pass defended.

VS. L.A. CHARGERS (12/14): 5 tackles (4 solo), 1 interception and 1 pass defended; 1 interception returned for a TD.

- Intercepted QB Easton Stick and returned it 16 yards for a TD with 14:31 left in the game.

AT KANSAS CITY (12/25): 5 tackles (4 solo), 1 interception and 1 pass defended; 1 interception returned for a TD.

- Picked off QB Patrick Mahomes with 4:48 left in the 2nd quarter and returned it 33 yards for a TD to give Las Vegas a 17-7 lead.
- Became the 2nd Raider to record an interception return for TD in consecutive games, joining Eric Allen in



2000.

2022 (NEW ENGLAND):

- Played in 13 games with 2 starts.
- Inactive for 2 games.
- Missed 2 games after being placed on injured reserve on Dec. 31.
- 30 tackles (25 solo), 2 interceptions, 6 passes defended, 1 forced fumble and 1 fumble recovery; 1 interception returned for a TD.

AT MIAMI (9/11): Played but did not record any stats.

- Made his NFL debut.

AT GREEN BAY (10/2): 7 tackles (3 solo), 1 interception, 1 pass defended, 1 forced fumble and 1 fumble recovery; 1 interception returned for a TD.

- Forced and recovered a fumble by WR Romeo Doubs with 8:59 left in the 1st quarter.
- Intercepted QB Aaron Rodgers and returned it 40 yards for a TD with 0:13 remaining in the 2nd quarter to give New England a 10-7 lead.
- Made his first career start.

VS. DETROIT (10/9): 3 solo tackles, 1 interception and 2 passes defended.

- Intercepted QB Jared Goff in the red zone with 5:38 remaining in the 1st quarter.
- Became the first Patriots rookie to record an interception in back-to-back games since Logan Ryan and Duron Harmon in 2013.

BEFORE THE NFL

COLLEGE (ARIZONA STATE):

- Transferred from Moorepark Junior College to Arizona State following the 2018 season.
- Transferred from USC to Moorepark Junior College

following the 2017 season.

CAREER: Played in 53 games with ___ starts; 145 tackles (123 solo), 1.0 sack, 10 interceptions, 29 passes defended, 5 forced fumbles and 1 fumble recovery.

GRADUATE (2021 AT ARIZONA STATE): Played in 11 games with 7 starts; 42 tackles (36 solo), 1.0 sack, 3 interceptions, 6 passes defended and 3 forced fumbles.

- All-Pac-12 honorable mention.

REDSHIRT SENIOR (2020 AT ARIZONA STATE): Played in 2 games; 5 tackles (4 solo).

REDSHIRT JUNIOR (2019 AT ARIZONA STATE): Played in all 13 games with 1 start; 45 tackles (41 solo), 3 interceptions, 13 passes defended and 1 forced fumble.

- 1st-team All-Pac-12.

JUNIOR (2018 AT MOOREPARK JUNIOR COLLEGE): Did not play.

SOPHOMORE (2017 AT USC): Started all 14 games; 40 tackles (31 solo), 4 interceptions, 8 passes defended, 1 forced fumble and 1 fumble recovery.

- Helped team to the Pac-12 title.

FRESHMAN (2016 AT USC): Played in all 13 games; 13 tackles (11 solo), 1 pass defended and 1 fumble recovery.

- Helped team to victory in the Rose Bowl.

HIGH SCHOOL (LONG BEACH POLY HS - LONG BEACH, CALIF.):

SENIOR (2015): 23 tackles, 1 interception and 4 passes defended; 42 receptions for 837 yards (19.9 avg.) and 11 TDs.

- All-American.
- 1st-team all-state.

JACK JONES' NFL REGULAR SEASON DEFENSIVE STATISTICS

DATE	TEAM	GP	GS	TK	S	TACKLES					QBH	INTERCEPTIONS					O. FUMB			ST			MISC		
						A	TFL	YDS	SK	YDS		NO	YDS	LG	TD	PD	FF	FR	TD	YDS	TK	S	A	FF	S
2022	New England	13	2	30	25	5	3	5	0.0	0.0	0	2	40	40t	1	6	1	1	0	0	0	0	0	0	0
2023	New England	4	0	12	8	4	0	0	0.0	0.0	1	0	0	0	0	1	0	0	0	0	0	0	0	0	0
2023	Las Vegas	7	3	25	20	5	1	0	0.0	0.0	0	2	49	33t	2	4	0	0	0	0	0	0	0	0	0
2023	TOTAL	11	3	37	28	9	1	0	0.0	0.0	1	2	49	33t	2	5	0	0	0	0	0	0	0	0	0
2024	Las Vegas	17	16	69	52	17	3	13	0.0	0.0	0	3	53	29t	1	16	0	0	0	0	0	0	0	0	0
2025	Miami	16	16	73	47	26	4	13	0.0	0.0	0	1	7	7	0	6	2	0	0	0	0	0	0	0	0
NFL TOTALS		57	37	209	152	57	11	31	0.0	0.0	1	8	149	40t	4	33	3	1	0	0	0	0	0	0	0

SINGLE-GAME HIGHS: DEFENSIVE

Total Tackles
Solo Tackles
Passes Defended
Forced Fumbles

10 vs. Tampa Bay, Dec 28, 2025
8 vs. Tampa Bay, Dec 28, 2025
3 at New Orleans, Dec 29, 2024
1 vs. Buffalo, Nov 09, 2025
...2 more at 1.

Fumble Recoveries
Tackles For Loss

Interceptions

Interception Return Yards

1 at Green Bay, Oct 02, 2022
2 vs. Buffalo, Nov 09, 2025
...1 more at 2.
1 vs. Washington, Nov 16, 2025
...7 more at 1.
40 at Green Bay, Oct 02, 2022



70 KENDALL LAMM

TACKLE // 6'5" // 308 // APPALACHIAN STATE '15

ACQUIRED: FA, '25

HOMETOWN: CHARLOTTE, N.C. // BORN: 06/05/92

NFL SEASON: ELEVENTH SEASON // DOLPHINS SEASON: THIRD SEASON

NFL CAREER

TRANSACTIONS:

- Signed by Miami on Aug. 27, 2025.
- Released by Philadelphia on Aug. 26, 2025.
- Signed by Philadelphia on March 25, 2025.
- Signed to Miami's active roster on Dec. 31, 2022.
- Signed to Miami's practice squad on Nov. 28, 2022.
- Released by Detroit on Aug. 29, 2022.
- Signed by Detroit on Aug. 8, 2022.
- Released by Tennessee on March 10, 2022.
- Signed by Tennessee as an unrestricted free agent from Cleveland on March 17, 2021.
- Signed by Cleveland as an unrestricted free agent from Houston on March 15, 2019.
- Signed by Houston on Oct. 31, 2017.
- Waived by Houston on Oct. 28, 2017.
- Signed by Houston as an undrafted college free agent on May 8, 2015.

CAREER HIGHLIGHTS:

- Played in 131 career games with 44 starts – 22 at right tackle, 12 at left tackle and 10 as an extra offensive lineman.
- 2 receptions for 8 yards (4.0 avg.) and 1 TD.
- 2 miscellaneous fumble recoveries.
- Appeared in 8 postseason games with 1 start at right tackle – 4 with Houston, 2 with Cleveland, 1 with Tennessee and 1 with Miami.

2025 (MIAMI):

- Played in 12 games.
- Inactive for 4 games.

2024 (MIAMI):

- Played in 15 games with 7 starts at right tackle.
- Inactive for 1 game.
- Missed the rest of the season after being placed on injured reserve on Jan. 1.
- 1 miscellaneous fumble recovery.

VS. LAS VEGAS (11/17): Started at right tackle.

- Helped the offense total 353 yards and 34 points, scoring on six of seven possessions in the win.

VS. N.Y. JETS (12/8): Started at right tackle.

- Helped the offense total 375 yards and 32 points while not surrendering a sack or quarterback hit.

VS. SAN FRANCISCO (12/22): Started at right tackle.

- Helped the Dolphins total 381 yards of offense including 166 rushing yards while not allowing QB Tua Tagovailoa to get sacked.

2023 (MIAMI):

- Played in all 17 games with 8 starts – 7 at left tackle and 1 at right tackle.

AT L.A. CHARGERS (9/10): Started at left tackle.

- Helped the offense total 536 yards and 36 points while

not allowing QB Tua Tagovailoa to get sacked.

AT NEW ENGLAND (9/17): Started at left tackle.

- Helped the offense total 389 yards and pave the way for RB Raheem Mostert to rush for 121 yards and 2 TDs.

VS. NEW ENGLAND (10/29): Started at left tackle.

- Protected QB Tua Tagovailoa who completed 30-of-45 passes for 324 yards and 3 TDs.

POSTSEASON:

AFC WILD CARD AT KANSAS CITY (1/13): Played but did not record any stats.

2022 (DETROIT/MIAMI):

- Started 1 game at left tackle with Miami.
- Inactive for 1 game with Miami.
- Did not play in 2 games.
- Spent 4 games on Miami's practice squad.
- Spent offseason and training camp with Detroit.

AT NEW ENGLAND (1/1): Started at left tackle.

- Made his Dolphins debut.

POSTSEASON:

AFC WILD CARD AT BUFFALO (1/15): Inactive.

2021 (TENNESSEE):

- Played in 12 games with 1 start at left tackle.
- Inactive for 3 games.
- Spent 2 games on the Reserve/COVID-19 list.

VS. ARIZONA (9/12): Played but did not record any stats.

- Made his Tennessee debut.

VS. KANSAS CITY (10/24): Started at left tackle.

- It was his 1st start for the Titans.

POSTSEASON:

AFC DIVISIONAL VS. CINCINNATI (1/22): Played but did not record any stats.

2020 (CLEVELAND):

- Played in 15 games with 1 start at left tackle.
- Inactive for 1 game.
- 1 reception for 1 yard and 1 TD.

AT TENNESSEE (12/6): 1 reception for 1 yard and 1 TD.

- Recorded his 1st career TD on a 1-yard pass from QB Baker Mayfield in the 2nd quarter.

AT N.Y. JETS (12/27): Started at left tackle.

POSTSEASON:

AFC WILD CARD AT PITTSBURGH (1/10): Played but did not record any stats.



AFC DIVISIONAL AT KANSAS CITY (1/17): Played but did not record any stats.

2019 (CLEVELAND):

- Played in 4 games with 2 starts at right tackle.
- Inactive for 12 games.

VS. TENNESSEE (9/8): Played but did not record any stats.

VS. CINCINNATI (12/8): Started at right tackle.

AT ARIZONA (12/15): Started at right tackle.

2018 (HOUSTON):

- Played in 15 games with 13 starts at right tackle.
- Inactive for 1 game.

AT INDIANAPOLIS (9/30): Started at right tackle.

- Helped the offense gain 466 total yards.

VS. JACKSONVILLE (12/30): Started at right tackle.

POSTSEASON:

AFC WILD CARD VS. INDIANAPOLIS (1/5): Started at right tackle.

2017 (HOUSTON):

- Played in 10 games with 4 starts – 1 at left tackle and 3 as an extra offensive lineman.
- Inactive for 5 games.

VS. JACKSONVILLE (9/10): Started at left tackle.

2016 (HOUSTON):

- Played in 15 games with 3 starts as an extra offensive lineman.
- Dressed but did not play in 1 game.

VS. TENNESSEE (10/2): Started as an extra offensive lineman.

POSTSEASON:

AFC WILD CARD VS. OAKLAND (1/7): Played but did not record any stats.

AFC DIVISIONAL AT NEW ENGLAND (1/14): Played but did not record any stats.

2015 (HOUSTON):

- Played in 15 games with 4 starts as an extra offensive lineman.
- 1 miscellaneous fumble recovery.
- 1 reception for 7 yards.

AT CAROLINA (9/20): Played but did not record any stats.

- Made his NFL debut.

VS. INDIANAPOLIS (10/8): Started as an extra offensive lineman.

- Made his 1st NFL start.

AT BUFFALO (12/6): 1 reception for 7 yards.

- Caught a 7-yard pass from QB Brian Hoyer to convert a 3rd-and-1 in the 1st quarter for his 1st career reception.

POSTSEASON:

AFC DIVISIONAL VS. KANSAS CITY (1/9): Played but did not record any stats.

BEFORE THE NFL

COLLEGE (APPALACHIAN STATE):

- 4-year starter (2011-14).

CAREER: Played in 43 games with 42 starts at left tackle.

REDSHIRT SENIOR (2014): Started all 12 games at left tackle.

- 1st-team All-Sun Belt Conference.

REDSHIRT JUNIOR (2013): Started all 12 games at left tackle.

- 1st-team All-Southern Conference.

REDSHIRT SOPHOMORE (2012): Started 11 games at left tackle.

REDSHIRT FRESHMAN (2011): Played in 8 games with 7 starts at left tackle.

- Redshirted in 2010.

HIGH SCHOOL (BUTLER HS – MATTHEWS, N.C.)

SENIOR (2009):

- 1st-team all-state.
- All-conference.
- Helped his school win its first state championship.

JUNIOR (2008):

- All-conference.

SOPHOMORE (2007):

- All-conference.

OFF THE FIELD

PERSONAL:

- **MAJOR:** Communication and public relations.



KENDALL LAMM'S NFL REGULAR SEASON STATISTICS

DATE	TEAM	GP	GS
2015	Houston	15	4
2016	Houston	15	3
2017	Houston	10	4
2018	Houston	15	13
2019	Cleveland	4	2
2020	Cleveland	15	1
2021	Tennessee	12	1
2022	Miami	1	1
2023	Miami	17	8
2024	Miami	15	7
2025	Miami	12	0
NFL TOTALS		131	44

KENDALL LAMM'S NFL POSTSEASON STATISTICS

DATE	TEAM	GP	GS
2015	Houston	1	0
2016	Houston	2	0
2018	Houston	1	1
2020	Cleveland	2	0
2021	Tennessee	1	0
2022	Miami	0	0
2023	Miami	1	0
NFL TOTALS		8	1



33

JASON
MARSHALL JR.

CORNERBACK // 6'0" // 204 // FLORIDA '25
ACQUIRED: D5B, '25
HOMETOWN: MIAMI, FLA. // BORN: 09/06/02
NFL SEASON: ROOKIE SEASON // DOLPHINS SEASON: ROOKIE SEASON

NFL CAREER

TRANSACTIONS:

- 5th-round pick (150th overall) by Miami in the 2025 NFL Draft.

CAREER HIGHLIGHTS:

- Played in 11 career games with 1 start.
- 19 tackles (13 solo), 1 interception and 4 passes defended.
- 4 special teams tackles (1 solo).

2025 (MIAMI):

- Played in 11 games with 1 start.
- 19 tackles (13 solo), 1 interception and 4 passes defended.
- 4 special teams tackles (1 solo).

AT INDIANAPOLIS (9/7): 2 tackles (1 solo).

- Made his NFL debut.

VS. BUFFALO (11/9): 4 tackles (3 solo) and 1 pass defended.

VS. CINCINNATI (12/21): 4 tackles (3 solo); 1 assisted special teams tackle.

- Made his 1st career start.

VS. TAMPA BAY (12/28): 5 tackles (3 solo), 1 interception and 2 passes defended; 3 special teams tackles (1 solo).

- Intercepted QB Baker Mayfield and returned it 25 yards to the Miami 40-yard line with 6:13 remaining in the 2nd quarter.
- It was his 1st career interception.

BEFORE THE NFL

COLLEGE (FLORIDA):

- 4-year starter (2021-24).
- Two-time SEC Academic Honor Roll (2022, 2024).

CAREER: Played in 45 games with 39 starts; 98 tackles (68 solo), 1.0 sack, 7.5 tackles for loss, 2 interceptions, 25 passes defended and 1 forced fumble.

SENIOR (2024): Started 7 games; 20 tackles (13 solo), 1.5 tackles for loss, 4 passes defended and 1 forced fumble.

JUNIOR (2023): Started all 12 games; 26 tackles (20 solo), 1.0 sack, 3.0 tackles for loss and 10 passes defended.

- Led the team in passes defended.

SOPHOMORE (2022): Started all 13 games; 29 tackles (20 solo), 1.0 tackle for loss, 1 interception and 8 passes defended.

TRUE FRESHMAN (2021): Played in all 13 games with 7 starts; 23 tackles (15 solo), 2.0 tackles for loss, 1 interception and 3 passes defended.

HIGH SCHOOL (MIAMI PALMETTO SENIOR HS – MIAMI, FLA.)

- Played wide receiver and defensive back.
- Also played basketball.

SENIOR (2020):

- Helped his team to the state semifinals.
- 1st-team all-state.

JUNIOR (2019):

- Helped his team to a 10-2 record.

OFF THE FIELD

PERSONAL:

- MAJOR:** Education sciences.

JASON MARSHALL JR.'S NFL REGULAR SEASON DEFENSIVE STATISTICS

DATE	TEAM	GP	GS	TACKLES							YDS	QBH	INTERCEPTIONS				O. FUMB			ST			MISC					
				TK	S	A	TFL	YDS	SK	YDS			NO	YDS	LG	TD	PD	FF	FR	TD	YDS	TK	S	A	FF	FR	S	A
2025	Miami	11	1	19	13	6	1	1	0.0	0.0	0.0	1	1	24	24	0	4	0	0	0	0	0	4	1	3	0	0	0
NFL TOTALS		11	1	19	13	6	1	1	0.0	0.0	0.0	1	1	24	24	0	4	0	0	0	0	0	4	1	3	0	0	0

Total Tackles
Solo Tackles

5 vs. Tampa Bay, Dec 28, 2025
3 vs. Tampa Bay, Dec 28, 2025
...2 more at 3.

Passes Defended
Tackles For Loss

2 vs. Tampa Bay, Dec 28, 2025
1 vs. Tampa Bay, Dec 28, 2025

SINGLE-GAME HIGHS: DEFENSIVE

Interceptions
Interception Return Yards
Special Teams Tackles

1 vs. Tampa Bay, Dec 28, 2025
24 vs. Tampa Bay, Dec 28, 2025
3 vs. Tampa Bay, Dec 28, 2025



9 IFEATU MELIFONWU

SAFETY // 6'3" // 210 // SYRACUSE '21

ACQUIRED: UFA, '25 (DET.)

HOMETOWN: SOUTH GRAFTON, MASS. // BORN: 05/02/99

NFL SEASON: FIFTH SEASON // DOLPHINS SEASON: FIRST SEASON

NFL CAREER

TRANSACTIONS:

- Signed by Miami as an unrestricted free agent from Detroit on March 13, 2025.
- 3rd-round pick (101st overall) by Detroit in the 2021 NFL Draft.

CAREER HONORS:

- NFC Defensive Player of the Week (at Minnesota, 12/24/23).

CAREER HIGHLIGHTS:

- Played in 52 career games with 21 starts – 16 at safety and 4 at cornerback.
- 115 tackles (79 solo), 5.5 sacks, 3 interceptions, 14 passes defended, 1 forced fumble and 2 fumble recoveries.
- 5 special teams tackles (2 solo).
- Started 4 postseason games with Detroit.

2025 (MIAMI):

- Played in 15 games with 7 starts.
- Inactive for 1 game.
- 47 tackles (28 solo), 1.0 sack, 1 interception and 1 pass defended.
- 1 assisted special teams tackle.

AT INDIANAPOLIS (9/7): 6 solo tackles.

- Made his Dolphins debut.

AT ATLANTA (10/26): 5 tackles (4 solo).

VS. BUFFALO (11/9): 1 interception and 1 pass defended.

- Intercepted QB Josh Allen on 3rd-and-5 in the end zone to protect Miami's 16-0 lead with 6:05 remaining in the 3rd quarter.

VS. WASHINGTON IN MADRID (11/16): 4 tackles (2 solo); 1 assisted special teams tackle.

VS. NEW ORLEANS (11/30): 7 tackles (4 solo).

AT N.Y. JETS (12/7): 3 solo tackles and 1.0 sack.

- Sacked QB Brady Cook for a loss of 13 yards on 4th-and-10, forcing a turnover on downs with 4:35 remaining in the game.

2024 (DETROIT):

- Started 3 games.
- Inactive for 3 games.
- Missed 11 games after being placed on injured reserve on Sept. 28 and activated on Dec. 21.
- 10 tackles (8 solo) and 1.0 sack.

AT CHICAGO (12/22): 4 tackles (2 solo) and 1.0 sack.

- Sacked QB Caleb Williams for a loss of 2 yards on 1st-and-10 in the 4th quarter.

POSTSEASON:

NFC DIVISIONAL VS. WASHINGTON (1/18): 2 tackles.

2023 (DETROIT):

- Played all 17 games with 6 starts.
- 31 tackles (23 solo), 3.0 sacks, 2 interceptions, 8 passes defended and 1 forced fumble.
- 2 special teams tackles (1 solo).

VS. DENVER (12/16): 8 tackles (5 solo), 1.0 sack, 1 forced fumble and 2 passes defended; 1 solo special teams tackle.

- Strip-sacked QB Russell Wilson for a loss of 10 yards, which was recovered by DT Isaiah Buggs and returned 33 yards to the Denver 37-yard line.

AT MINNESOTA (12/24): 5 solo tackles, 2.0 sacks, 1 interception and 2 passes defended.

- Sacked QB Nick Mullens for a loss of 11 yards to force a 3rd-and-15 in the 1st quarter.
- Sacked QB Nick Mullens for a loss of 9 yards to force a 3rd-and-19 in the 2nd quarter.
- Intercepted QB Nick Mullens on 1st-and-10 with 0:58 remaining in the 4th quarter and returned it 11 yards to preserve Detroit's victory.

AT DALLAS (12/30): 3 solo tackles, 1 interception and 1 pass defended.

- Intercepted QB Dak Prescott on 3rd-and-4 and returned it 24 yards in the 1st quarter.

POSTSEASON:

NFC WILD CARD VS. L.A. RAMS (1/14): 3 tackles (2 solo).

NFC DIVISIONAL VS. TAMPA BAY (1/21): 9 tackles (6 solo) and 1.5 sacks.

- Sacked QB Baker Mayfield for a loss of 8 yards to force a 3rd-and-17 in the 1st quarter.
- Split a sack of QB Baker Mayfield with LB Jalen Reeves-Maybin for a loss of 4 yards to force a 3rd-and-14 with 5:57 remaining in the 4th quarter.

NFC CHAMPIONSHIP AT SAN FRANCISCO (1/28): 3 tackles (2 solo) and 0.5 sack; 1 solo special teams tackle.

- Split a sack of QB Brock Purdy with DT Tyson Alualu for a loss of 7 yards in the 4th quarter.

HONORS:

- NFC Defensive Player of the Week (at Minnesota, 12/24).

2022 (DETROIT):

- Played in 10 games with 1 start.
- Inactive for 7 games.
- 13 tackles (9 solo), 0.5 sack and 2 passes defended.
- 1 special teams tackle.
- Transitioned from cornerback to safety.

AT CAROLINA (12/24): 8 tackles (6 solo).

- Made his 1st career start at safety.



VS. CHICAGO (1/1): 4 tackles (2 solo), 0.5 sack and 2 passes defended.

- Split a sack of QB Justin Fields with DE Aidan Hutchinson for a loss of 3 yards to force a 4th-and-5.

2021 (DETROIT):

- Played in 7 games with 4 starts at cornerback.
- Inactive for 1 game.
- Missed 9 games after being placed on injured reserve on Sept. 22 and activated on Nov. 29.
- Missed 1 game on the Reserve/COVID-19 list.
- 14 tackles (11 solo), 3 passes defended and 2 fumble recoveries.
- 1 solo special teams tackle.

AT SAN FRANCISCO (9/12): 1 fumble recovery.

- Recovered a WR Deebo Samuel fumble forced by DE Trey Flowers.
- Made his NFL debut.

AT GREEN BAY (9/20): 2 solo tackles and 1 pass defended.

- Made his 1st NFL start.

VS. GREEN BAY (1/9): 5 tackles (4 solo), 1 pass defended and 1 fumble recovery.

- Recovered a WR Juwan Winfree fumble forced by CB A.J. Parker in the 3rd quarter, setting up a Lions TD on the ensuing play.

BEFORE THE NFL

COLLEGE (SYRACUSE):

- 3-year letterman (2018-20) and 2-year starter.

CAREER: Played in 29 games with 19 starts at cornerback; 88 tackles (71 solo), 3 interceptions and 26 passes defended.

REDSHIRT JUNIOR (2020): Started all 11 games; 55 tackles (42 solo), 1.0 sack, 3 tackles for loss, 1 interception and 10 passes defended.

- 3rd-team All-ACC.

REDSHIRT SOPHOMORE (2019): Played in 9 games with 8 starts; 18 tackles (15 solo), 1 tackle for loss, 2 interceptions and 10 passes defended.

REDSHIRT FRESHMAN (2018): Played in 9 games; 15 tackles (14 solo), 1 tackle for loss and 6 passes defended.

- Redshirted in 2017.

HIGH SCHOOL (GRAFTON HS – GRAFTON, MASS.)

- Played defensive back, running back and wide receiver.
- Also played basketball, lacrosse and ran track.

SENIOR (2016): 1,876 rushing yards and 25 TDs; 2 interceptions.

- Division Player of the Year.
- Led team to 12-1 record, division title and state championship appearance.
- Served as team captain.

JUNIOR (2015): Led team to division title.

- Division Co-Defensive MVP.

OFF THE FIELD

PERSONAL:

- PRONUNCIATION:** ee-FAH-too mel-uh-fawn-woo.
- MAJOR:** Economics.
- Brother, Obi, played safety for Oakland (2017-18) and New England (2018-19), winning Super Bowl LIII with the Patriots.
- His parents immigrated to London from Nigeria before moving to Massachusetts in the 1990s.

IFEATU MELIFONWU'S NFL REGULAR SEASON DEFENSIVE STATISTICS

DATE	TEAM	GP	GS	TACKLES										INTERCEPTIONS					O. FUMB					ST					MISC	
				TK	S	A	TFL	YDS	SK	YDS	QBH	NO	YDS	LG	TD	PD	FF	FR	TD	YDS	TK	S	A	FF	FR	TD	S	A		
2021	Detroit	7	4	14	11	3	0	0	0.0	0.0	0	0	0	0	0	3	0	2	0	0	1	1	0	0	0	0	0	0	0	0
2022	Detroit	10	1	13	9	4	1	3	0.5	1.5	0	0	0	0	0	2	0	0	0	0	1	0	1	0	0	0	0	0	0	0
2023	Detroit	17	6	31	23	8	4	23	3.0	30.0	5	2	35	24	0	8	1	0	0	0	2	1	1	0	0	0	0	0	0	0
2024	Detroit	3	3	10	8	2	1	2	1.0	2.0	2	0	0	0	0	0	0	0	0	0	0	0	0	0	0	0	0	0	0	0
2025	Miami	15	7	47	28	19	1	13	1.0	13.0	1	1	0	0	0	1	0	0	0	0	1	0	1	0	0	0	0	0	0	0
NFL TOTALS		52	21	115	79	36	7	41	5.5	46.5	8	3	35	24	0	14	1	2	0	0	5	2	3	0	0	0	0	0	0	0

IFEATU MELIFONWU'S NFL POSTSEASON DEFENSIVE STATISTICS

DATE	TEAM	GP	GS	TACKLES										INTERCEPTIONS					O. FUMB					ST					MISC	
				TK	S	A	TFL	YDS	SK	YDS	QBH	NO	YDS	LG	TD	PD	FF	FR	TD	YDS	TK	S	A	FF	FR	TD	S	A		
2023	Detroit	3	3	15	10	5	1	8	2.0	13.5	3	0	0	0	0	0	0	0	0	0	1	1	0	0	0	0	0	0	0	0
2024	Detroit	1	1	2	0	2	0	0	0.0	0.0	0	0	0	0	0	0	0	0	0	0	0	0	0	0	0	0	0	0	0	0
NFL TOTALS		4	4	17	10	7	1	8	2.0	13.5	3	0	0	0	0	0	0	0	0	0	1	1	0	0	0	0	0	0	0	0

SINGLE-GAME HIGHS: DEFENSIVE

Total Tackles 8 vs. Denver, Dec 16, 2023
...1 more at 8.

Solo Tackles 6 at Indianapolis, Sep 07, 2025
...1 more at 6.

Sacks 2.0 at Minnesota, Dec 24, 2023

Passes Defended 2 vs. Minnesota, Jan 07, 2024
...3 more at 2.

Forced Fumbles 1 vs. Denver, Dec 16, 2023

Fumble Recoveries 1 vs. Green Bay, Jan 09, 2022
...1 more at 1.

Tackles For Loss 2 at Minnesota, Dec 24, 2023

Interceptions 1 at Dallas, Dec 30, 2023
...1 more at 1.

Interception Return Yards 24 at Dallas, Dec 30, 2023

Special Teams Tackles 1 vs. Denver, Dec 16, 2023
...3 more at 1.



60 ANDREW MEYER

OFFENSIVE LINEMAN // 6'3" // 295 // UTEP '24
ACQUIRED: FA, '24
HOMETOWN: SAN MARCOS, CALIF. // BORN: 01/14/00
NFL SEASON: SECOND SEASON // DOLPHINS SEASON: SECOND SEASON

NFL CAREER

TRANSACTIONS:

- Signed by Miami as an undrafted college free agent on May 10, 2024.

CAREER HIGHLIGHTS:

- Started 1 game at center.

2025 (MIAMI):

- Started 1 game at center.
- Missed 15 games after being placed on injured reserve on Aug. 26 and activated on Dec. 27.

VS. TAMPA BAY (12/28): Played but did not record any stats.

- Made his NFL debut and 1st career start.

2024 (MIAMI):

- Dressed but did not play in 3 games.
- Inactive for 14 games.

BEFORE THE NFL

COLLEGE (UTEP):

CAREER: Played in 55 games with 43 starts.

GRADUATE (2023): Started all 12 games.

- 1st-team All-Conference USA.

SENIOR (2022): Played in 12 games with 11 starts.

JUNIOR (2021): Started all 12 games.

- All-Conference USA Honorable Mention.

SOPHOMORE (2020): Started all 8 games.

- All-Conference USA Honorable Mention.

REDSHIRT FRESHMAN (2019): Played in 11 games.

- Redshirted in 2018.

HIGH SCHOOL (SAN MARCOS HS – SAN MARCOS, CALIF.)

- Played offensive and defensive line.

OFF THE FIELD

PERSONAL:

- **GRADUATE DEGREE:** Leadership studies.
- **MAJOR:** History.

ANDREW MEYER'S NFL REGULAR SEASON STATISTICS

DATE	TEAM	GP	GS
2024	Miami	0	0
2025	Miami	1	1
NFL TOTALS		1	1



47 RILEY PATTERSON

KICKER // 6'0" // 190 // MEMPHIS '21

ACQUIRED: FA, '25

HOMETOWN: EDWARDSVILLE, ILL. // BORN: 09/07/99

NFL SEASON: FIFTH SEASON // DOLPHINS SEASON: FIRST SEASON

NFL CAREER

TRANSACTIONS:

- Signed to Miami's active roster on Sept. 30, 2025.
- Signed to Miami's practice squad on Aug. 27, 2025.
- Signed to Atlanta's active roster on Dec. 18, 2024.
- Signed to Cleveland's practice squad on Dec. 10, 2024.
- Released by Atlanta on Dec. 3, 2024.
- Signed to Atlanta's practice squad on Nov. 29, 2024.
- Released by the N.Y. Jets on Nov. 8, 2024.
- Signed to the N.Y. Jets' active roster on Oct. 31, 2024.
- Signed to the N.Y. Jets' practice squad on Oct. 30, 2024.
- Released by Washington on Aug. 22, 2024.
- Awarded off waivers to Washington on July 31, 2024.
- Waived by Jacksonville on July 30, 2024.
- Signed to a reserve/future contract with Jacksonville on Feb. 5, 2024.
- Signed to Cleveland's practice squad on Dec. 25, 2023.
- Waived by Detroit on Dec. 19, 2023.
- Traded from Jacksonville to Detroit on May 25, 2023.
- Awarded off waivers to Jacksonville on Aug. 31, 2022.
- Waived by Detroit on Aug. 30, 2022.
- Signed to Detroit's active roster on Nov. 15, 2021.
- Signed to New England's practice squad on Oct. 18, 2021.
- Waived by Minnesota on Aug. 24, 2021.
- Signed by Minnesota as an undrafted college free agent on May 5, 2021.

CAREER HIGHLIGHTS:

- Played in 60 career games.
- 89-of-102 field goals (87.3 pct.); 142-of-147 extra points (96.6 pct.).
- 4 special teams tackles (3 solo).
- Appeared in 3 postseason games.
- His 92.9 field goal percentage in 2025 is the best in Dolphins history.

DOLPHINS SINGLE-SEASON FG% LEADERS

PLAYER	YEAR	FGM	FGA	PCT.
1. RILEY PATTERSON	2025	26	28	92.9
2. Jason Sanders	2020	36	39	92.3
3. Jay Feely	2007	21	23	91.3
Cody Parkey	2017	21	23	91.3
5. Olindo Mare	2001	19	21	90.5

2025 (MIAMI):

- Played in 16 games.
- 26-of-28 field goals (92.9 pct.); 33-of-34 extra points (97.1 pct.).
- 4 special teams tackles (3 solo).

VS. N.Y. JETS (9/29): 2-of-2 field goals (100.0 pct.); 3-of-3 extra points (100.0 pct.).

- Made FGs from 47 and 36 yards.

AT ATLANTA (10/26): 2-for-2 field goals (100.0 pct.) and 4-for-4 extra points (100.0 pct.).

- Made FGs from 34 and 36 yards.

VS. WASHINGTON IN MADRID (11/16): 3-of-3 field goals (100.0 pct.); 1-of-1 extra points (100.0 pct.).

- Made FGs from 46, 39 and 29 yards.
- Made the 2nd game-winning kick of his career with a 29-yard field goal in overtime.

VS. NEW ORLEANS (11/30): 4-of-4 field goals (100.0 pct.), 1-of-1 extra points (100.0 pct.).

- Made FGs from 39, 25, 48 and 33 yards.

AT N.Y. JETS (12/7): 2-of-2 field goals (100.0 pct.), 4-of-4 extra points (100.0 pct.).

- Made FGs from 43 and 53 yards.

AT PITTSBURGH (12/15): 1-of-1 field goal (100.0 pct.).

- Made a 54-yard FG, setting a new career high.

2024 (N.Y. JETS/CLEVELAND/ATLANTA):

- Played in 3 games with Atlanta.
- Inactive for 1 game with Atlanta.
- Spent 1 game on Atlanta's practice squad.
- 4-of-7 field goals (57.1 pct.); 12-of-12 extra points (100.0 pct.) with Atlanta.
- Played in 1 game with Cleveland.
- 1-of-1 extra point (100.0 pct.) with Cleveland.
- Played in 1 game with the N.Y. Jets.
- 3-of-3 extra points (100.0 pct.) with the N.Y. Jets.

2023 (DETROIT/CLEVELAND):

- Played in 2 games with Cleveland.
- 1-of-1 field goal (100.0 pct.); 6-of-7 extra points (85.7 pct.) with Cleveland.
- Played in 13 games with Detroit.
- Inactive for 1 game with Detroit.
- 15-of-17 field goals (88.2 pct.); 35-of-37 extra points (94.6 avg.) with Detroit.

POSTSEASON:

AFC WILD CARD AT HOUSTON (1/13): 2-of-2 extra points (100.0 pct.).

2022 (JACKSONVILLE):

- Played in all 17 games.
- 30-of-35 field goals (85.7 pct.); 36-of-37 extra points (97.3 pct.).

POSTSEASON:

AFC WILD CARD VS. L.A. CHARGERS (1/14): 1-of-1 field goal (100.0 pct.); 2-of-2 extra points (100.0 pct.).

AFC DIVISIONAL WILD CARD AT KANSAS CITY (1/14): 1-of-1 field goal (100.0 pct.); 2-of-2 extra points (100.0 pct.).

2021 (NEW ENGLAND/DETROIT):

- Played in 7 games with Detroit.
- Inactive for 1 game with Detroit.
- 13-of-14 field goals (92.9 pct.) and 16-of-16 extra points (100.0 pct.) with Detroit.



- Spent 4 games on New England's practice squad.

BEFORE THE NFL

COLLEGE (MEMPHIS):

- 4-year letterman (2017-20).
- 64-of-83 field goals (77.1 pct.); 240-of-246 extra points (97.6 pct.).

SENIOR (2020): Played in all 11 games; 15-of-22 field goals; 36-of-37 extra points.

JUNIOR (2019): Played in 14 games; 23-of-25 field goals; 65-of-66 extra points.

SOPHOMORE (2018): Played in 14 games; 15-of-20 field goals; 76-of-79 extra points.

TRUE FRESHMAN (2017): Played in 13 games; 11-of-16 field goals; 63-of-64 extra points.

HIGH SCHOOL (EDWARDSVILLE HS - EDWARDSVILLE, ILL.):

- Played both kicker and punter.
- 13-of-17 field goals; 81-of-91 extra points.

RILEY PATTERSON'S NFL REGULAR SEASON KICKING STATISTICS

DATE	TEAM	GP	FGM	FGA	PCT.	LG	XP	XPA	PCT.	BLK	PTS
2021	New England	0	0	0	0.0	0	0	0	0.0	0	0
2021	Detroit	7	13	14	92.9	49	16	16	100.0	0	55
2021	TOTAL	7	13	14	92.9	49	16	16	100.0	0	55
2022	Jacksonville	17	30	35	85.7	53	36	37	97.3	0	126
2023	Detroit	13	15	17	88.2	52	35	37	94.6	0	80
2023	Cleveland	2	1	1	100.0	33	6	7	85.7	0	9
2023	TOTAL	15	16	18	88.9	52	41	44	93.2	0	89
2024	N.Y. Jets	1	0	0	0.0	0	3	3	100.0	0	3
2024	Atlanta	3	4	7	57.1	52	12	12	100.0	0	24
2024	Cleveland	1	0	0	0.0	0	1	1	100.0	0	1
2024	TOTAL	5	4	7	57.1	52	16	16	100.0	0	28
2025	Miami	16	26	28	92.9	54	33	34	97.1	0	111
NFL TOTALS		60	89	102	87.3	54	142	147	96.6	0	409

RILEY PATTERSON'S NFL POSTSEASON KICKING STATISTICS

DATE	TEAM	GP	FGM	FGA	PCT.	LG	XP	XPA	PCT.	BLK	PTS
2022	Jacksonville	2	3	3	100.0	48	4	4	100.0	0	13
2023	Cleveland	1	0	0	0.0	0	2	2	100.0	0	2
NFL TOTALS		3	3	3	100.0	48	6	6	100.0	0	15

RILEY PATTERSON'S NFL REGULAR SEASON FIELD-GOAL ACCURACY STATISTICS

DATE	TEAM	1-19	PCT.	20-29	PCT.	30-39	PCT.	40-49	PCT.	50+	PCT.
2021	New England	0-0	0.0	0-0	0.0	0-0	0.0	0-0	0.0	0-0	0.0
2021	Detroit	0-0	0.0	3-3	100.0	6-6	100.0	4-4	100.0	0-1	0.0
2021	TOTAL	0-0	0.0	3-3	100.0	6-6	100.0	4-4	100.0	0-1	0.0
2022	Jacksonville	0-0	0.0	8-8	100.0	10-11	90.9	10-13	76.9	2-3	66.7
2023	Detroit	0-0	0.0	2-3	66.7	10-10	100.0	2-2	100.0	1-2	50.0
2023	Cleveland	0-0	0.0	0-0	0.0	1-1	100.0	0-0	0.0	0-0	0.0
2023	TOTAL	0-0	0.0	2-3	66.7	11-11	100.0	2-2	100.0	1-2	50.0
2024	N.Y. Jets	0-0	0.0	0-0	0.0	0-0	0.0	0-0	0.0	0-0	0.0
2024	Atlanta	0-0	0.0	0-0	0.0	3-3	100.0	0-1	0.0	1-3	33.3
2024	Cleveland	0-0	0.0	0-0	0.0	0-0	0.0	0-0	0.0	0-0	0.0
2024	TOTAL	0-0	0.0	0-0	0.0	3-3	100.0	0-1	0.0	1-3	33.3
2025	Miami	0-0	0.0	5-5	100.0	8-9	88.9	11-11	100.0	2-3	66.7
NFL TOTALS		0-0	0.0	18-19	94.7	38-40	95.0	27-31	87.1	6-12	50.0

RILEY PATTERSON'S NFL POSTSEASON FIELD-GOAL ACCURACY STATISTICS

DATE	TEAM	1-19	PCT.	20-29	PCT.	30-39	PCT.	40-49	PCT.	50+	PCT.
2022	Jacksonville	0-0	0.0	0-0	0.0	1-1	100.0	2-2	100.0	0-0	0.0
2023	Cleveland	0-0	0.0	0-0	0.0	0-0	0.0	0-0	0.0	0-0	0.0
NFL TOTALS		0-0	0.0	0-0	0.0	1-1	100.0	2-2	100.0	0-0	0.0

SINGLE-GAME HIGHS: KICKER

Field Goals Made 4 vs. New Orleans, Nov 30, 2025
...2 more at 4,
5 vs. Las Vegas, Oct 30, 2023
...1 more at 5.
Longest Field Goals Made 54 at Pittsburgh, Dec 15, 2025
Longest Field Goal Attempts 57 vs. L.A. Chargers, Oct 12, 2025
PAFs Made 6 vs. Carolina, Oct 08, 2023
PAT Attempts 6 vs. Carolina, Oct 08, 2023

Points
Special Teams Tackles

Kickoff Average
Extra Point Attempt Percentage

Field Goal Percentage
Touchbacks

14 vs. Las Vegas, Oct 30, 2023
1 vs. L.A. Chargers, Oct 12, 2025
...1 more at 1.
65.2 vs. Dallas, Dec 18, 2022
100.0 vs. Carolina, Jan 05, 2025
...2 more at 100.0.
100.0 vs. New Orleans, Nov 30, 2025
6 at L.A. Chargers, Sep 25, 2022



52 PATRICK PAUL

TACKLE // 6'7" // 326 // HOUSTON '24

ACQUIRED: D2, '24

HOMETOWN: HOUSTON, TEXAS // BORN: 11/01/01

NFL SEASON: SECOND SEASON // DOLPHINS SEASON: SECOND SEASON

NFL CAREER

TRANSACTIONS:

- 2nd-round pick (55th overall) by Miami in the 2024 NFL Draft.

CAREER HIGHLIGHTS:

- Played in 33 career games with 19 starts – 18 at left tackle and 1 at right tackle.
- 1 miscellaneous fumble recovery.

2025 (MIAMI):

- Started 16 games at left tackle.
- 1 miscellaneous fumble recovery.

AT INDIANAPOLIS (9/7):

 Started at left tackle.

VS. N.Y. JETS (9/29):

 Started at left tackle.

- Helped the Dolphins total 300 yards of offense including 123 rushing yards, while not allowing QB Tua Tagovailoa to get sacked.

AT ATLANTA (10/26):

 Started at left tackle.

- Helped the offense total 338 yards, including 141 rushing yards, and 34 points.

VS. BUFFALO (11/9):

 Started at left tackle.

- Helped Miami total 30 points and 370 yards of offense including 197 rushing, while not allowing QB Tua Tagovailoa to get sacked.

AT N.Y. JETS (12/7):

 Started at left tackle.

- Helped the offense total 34 points and 239 rushing yards, marking the 4th-straight game of 150+ rushing yards.

2024 (MIAMI):

- Played in all 17 games with 3 starts – 2 at left tackle and 1 at right tackle.

VS. JACKSONVILLE (9/8):

 Played but did not record any stats.

- Made his NFL debut.

VS. TENNESSE (9/30):

 Started at left tackle.

- Made his 1st career start.

VS. N.Y. JETS (12/8):

 Played 67 snaps at left tackle.

- Helped the offense total 375 yards and 32 points while not surrendering a sack or quarterback hit.

BEFORE THE NFL

COLLEGE (HOUSTON):

- 3-year starter (2021-23).

CAREER:

 Started all 44 games at left tackle.

JUNIOR (2023):

 Started all 12 games.

- 1st-team All-Big 12.
- Served as team captain.

SOPHOMORE (2022):

 Started all 13 games.

- 1st-team All-American Athletic Conference
- Served as team captain.

REDSHIRT FRESHMAN (2021):

 Started all 14 games.

- 1st-team All-American Athletic Conference.

REDSHIRT FRESHMAN (2020):

 Started 2 games.

- Retained a year of eligibility due to the COVID-19 pandemic.

TRUE FRESHMAN (2019):

 Started 3 games.

HIGH SCHOOL (JERSEY VILLAGE HS – HOUSTON, TEXAS)

- Played offensive and defensive line.
- Also participated in track and field.

OFF THE FIELD

PERSONAL:

- His brother, Chris Paul, is a guard for the Washington Commanders.
- **MAJOR:** Retailing & consumer science.

PATRICK PAUL'S NFL REGULAR SEASON STATISTICS

DATE	TEAM	GP	GS
2024	Miami	17	3
2025	Miami	16	16
NFL TOTALS		33	19



94 JORDAN PHILLIPS

DEFENSIVE TACKLE // 6'3" // 305 // MARYLAND '25
ACQUIRED: D5A, '25
HOMETOWN: OCOEE, FLA. // BORN: 06/30/04
NFL SEASON: ROOKIE SEASON // DOLPHINS SEASON: ROOKIE SEASON

NFL CAREER

TRANSACTIONS:

- 5th-round pick (143rd overall) by Miami in the 2025 NFL Draft.

CAREER HIGHLIGHTS:

- Played in 16 career games with 15 starts.
- 29 tackles (8 solo).

2025 (MIAMI):

- Played in 16 games with 15 starts.
- 29 tackles (8 solo).

AT INDIANAPOLIS (9/7): 5 tackles (2 solo).

- Made his NFL debut.

VS. BUFFALO (11/9): 3 tackles (2 solo).

VS. NEW ORLEANS (11/30): 4 assisted tackles.

VS. TAMPA BAY (12/28): 2 tackles (1 solo).

BEFORE THE NFL

COLLEGE (MARYLAND):

- 2-year letterman (2023-24) and 2-year starter.
- Transferred from Tennessee to Maryland after the 2022 season.
- Recipient of the Pat Tillman Award at the 2025 East-West Shrine Bowl, presented to a player who exemplifies character, intelligence, sportsmanship and service.

CAREER: Played in 28 games with 23 starts; 58 tackles (31 solo) and 2.5 tackles for loss.

REDSHIRT SOPHOMORE (2024 AT MARYLAND): Started in all 12 games; 29 tackles (17 solo) and 1.0 tackle for loss.

REDSHIRT FRESHMAN (2023 AT MARYLAND): Played in all 13 games with 11 starts; 28 tackles (14 solo) and 1.5 tackles for loss.

- Helped his team to an 8-5 record and a Music City Bowl victory.

TRUE FRESHMAN (2022 AT TENNESSEE): Played in 3 games; 1 tackle.

HIGH SCHOOL (OCOEE HS – OCOEE, FLA.)

- Also competed in wrestling and weightlifting.

SENIOR (2021): 56 tackles, 11.5 sacks and 29.0 tackles for loss

JUNIOR (2020): 71 tackles, 5.0 sacks, 14.0 tackles for loss and 2 forced fumbles.

OFF THE FIELD

PERSONAL:

- **MAJOR:** Behavioral and social sciences.

JORDAN PHILLIPS' NFL REGULAR SEASON DEFENSIVE STATISTICS

DATE	TEAM	GP	GS	TK	S	TACKLES					YDS	QBH	INTERCEPTIONS					O. FUMB				ST				MISC		
						A	TFL	YDS	SK	NO			YDS	LG	TD	PD	FF	FR	TD	YDS	TK	S	A	FF	FR	S	A	
2025	Miami	16	15	29	8	21	1	1	0.0	0.0	1	0	0	0	0	0	0	0	0	0	0	0	0	0	0	0	0	0
NFL TOTALS		16	15	29	8	21	1	1	0.0	0.0	1	0	0	0	0	0	0	0	0	0	0	0	0	0	0	0	0	0


Total Tackles
Solo Tackles

5 at Indianapolis, Sep 07, 2025
2 vs. Buffalo, Nov 09, 2025
...1 more at 2.

SINGLE-GAME HIGHS: DEFENSIVE

Tackles For Loss

1 vs. Washington, Nov 16, 2025



44 CHOP ROBINSON

LINEBACKER // 6'3" // 254 // PENN STATE '24

ACQUIRED: D1, '24

HOMETOWN: GAITHERSBURG, MD. // BORN: 01/02/03

NFL SEASON: SECOND SEASON // DOLPHINS SEASON: SECOND SEASON

NFL CAREER

TRANSACTIONS:

- 1st-round pick (21st overall) by Miami in the 2024 NFL Draft.

CAREER HONORS:

- 2024 PFWA All-Rookie Team.

CAREER HIGHLIGHTS:

- Played in 32 career games with 4 starts.
- 47 tackles (26 solo), 10.0 sacks, 5 passes defended and 1 forced fumble.
- His 6.0 sacks in 2024 were tied for the 5th-most by a rookie in franchise history:

DOLPHINS ROOKIE SACK LEADERS

PLAYER	YEAR	SACKS
1. Jaelan Phillips	2021	8.5
2. Lorenzo Bromell	1998	8.0
Bill Stanfill	1969	8.0
4. A.J. Duhe	1977	7.0
5. CHOP ROBINSON	2024	6.0
Marco Coleman	1992	6.0

- His 6.0 sacks in 2024 were 2nd-most among all NFL rookies:

NFL ROOKIE SACK LEADERS (2024)

PLAYER	TEAM	SACKS
1. Braden Fiske	LAR	8.5
2. CHOP ROBINSON	MIA.	6.0
3. Jonah Ellis	Den.	5.0
4. Jared Verse	LAR	4.5
5. Laiatu Latu	Ind.	4.0

2025 (MIAMI):

- Played in 15 games with 3 starts.
- Inactive for 1 game.
- 21 tackles (10 solo), 4.0 sacks, 1 pass defended and 1 forced fumble.

VS. NEW ENGLAND (9/14): 2 solo tackles and 1.0 sack.

- Sacked QB Drake Maye for a loss of 5 yards in the 2nd quarter.

VS. NEW ORLEANS (11/30): 5 tackles (2 solo) and 1.5 sacks.

- Split a sack of QB Tyler Shough on 2nd-and-9 with DT Zeek Biggers for a loss of 5 yards in the 1st quarter.
- Sacked QB Tyler Shough on 2nd-and-15 for a loss of 2 yards with 6:19 remaining in the 3rd quarter.

AT N.Y. JETS (12/7): 1 solo tackle, 1.0 sack and 1 forced fumble.

- Strip-sacked QB Brady Cook for a loss of 7 yards but was recovered by the Jets with 9:53 remaining in the 2nd quarter.

VS. CINCINNATI (12/21): 3 assisted tackles and a 0.5 sack.

- Split a sack of QB Joe Burrow with DT Kenneth Grant for a loss of 4 yards in the 2nd quarter.

2024 (MIAMI):

- Played in all 17 games with 1 start.
- 26 tackles (16 solo), 6.0 sacks and 4 passes defended.

AT INDIANAPOLIS (10/20): 2 tackles (1 solo).

- Made his 1st career start.

AT BUFFALO (11/3): 1 solo tackle and 1.0 sack.

- Sacked QB Josh Allen for a loss of 4 yards on 1st-and-10 with 1:38 remaining in the 4th quarter.
- It was the 1st sack of his career.

AT L.A. RAMS (11/11): 2 solo tackles and 1.0 sack.

- Sacked QB Matthew Stafford on 3rd-and-9 for a loss of 10 yards to force the Rams to punt with 8:53 remaining in the 1st quarter.

VS. NEW ENGLAND (11/24): 4 tackles (2 solo), 1.5 sacks and 2 passes defended.

- Sacked QB Drake Maye for a loss of 9 yards on 3rd-and-16 to force New England to punt in the 2nd quarter.
- Split a sack of QB Drake Maye with LB Emmanuel Ogbah for a loss of 5 yards on 3rd-and-15 to force New England to punt with 1:42 remaining in the 2nd quarter.

AT HOUSTON (12/15): 2 tackles (1 solo) and 1.5 sacks.

- Sacked QB C.J. Stroud for a loss of 7 yards on 3rd-and-2 to force Houston to punt in the 3rd quarter.
- Split a sack of QB C.J. Stroud with DT Zach Sieler for a loss of 7 yards on 3rd-and-8 to force Houston to punt with 1:56 remaining in the game.

VS. SAN FRANCISCO (12/22): 1 solo tackle, 1.0 sack and 1 pass defended.

- Sacked QB Brock Purdy for a loss of 7 yards on 2nd-and-10 with 59 seconds remaining in the game.

HONORS:

- PFWA All-Rookie Team.

BEFORE THE NFL

COLLEGE (PENN STATE):

- 1-year starter (2023).
- Transferred to Penn State from Maryland following his true freshman season in 2021.

CAREER (AT PENN STATE):

Played in 22 games with 10 starts; 41 tackles (31 solo), 9.5 sacks, 3 passes defended, 3 forced fumbles and 2 fumble recoveries.

JUNIOR (2023 AT PENN STATE):

Started in 10 games; 15 tackles (12 solo), 4.0 sacks, 1 pass defended, 2 forced fumbles and 1 fumble recovery.

- 1st-team All-Big 10.



- 3rd-team All American.

SOPHOMORE (2022 AT PENN STATE): Played in 12 games; 26 tackles (19 solo), 5.5 sacks, 2 passes defended, 1 forced fumble and 1 fumble recovery.

- All-Big 10 Honorable Mention.

TRUE FRESHMAN (2021 AT MARYLAND): Played in 13 games with 1 start; 19 tackles (12 solo) and 2.0 sacks.

HIGH SCHOOL (QUINCE ORCHARD HS – GAITHERSBURG, MD.)

- Broke the school sack record.

JUNIOR (2019): 85 tackles (61 solo), 14.0 sacks, 1 interception, 1 pass defended and 3 forced fumbles.

OFF THE FIELD

PERSONAL:

- **MAJOR:** Telecommunications.
- Born Demeioun Robinson, he has gone by “Chop” since he was a child. The name “Chop” is inspired by “Pork Chop,” a nickname given to him at birth.

CHOP ROBINSON'S NFL REGULAR SEASON DEFENSIVE STATISTICS

DATE	TEAM	GP	GS	TK	S	TACKLES					INTERCEPTIONS					O. FUMB			ST		MISC			
						A	TFL	YDS	SK	YDS	QBH	NO	YDS	LG	TD	PD	FF	FR	TD	YDS	TK	S	A	FF
2024	Miami	17		1	26	16	10	8	42	6.0	43.0	14	0	0	0	0	4	0	0	0	0	0	0	0
2025	Miami	15		3	21	10	11	4	12	4.0	15.5	7	0	0	0	0	1	1	0	0	0	0	0	0
NFL TOTALS		32		4	47	26	21	12	54	10.0	58.5	21	0	0	0	0	5	1	0	0	0	0	0	0

SINGLE-GAME HIGHS: DEFENSIVE

Total Tackles 5 vs. New Orleans, Nov 30, 2025
Solo Tackles 2 vs. New Orleans, Nov 30, 2025
...4 more at 2.
Sacks 1.5 vs. New Orleans, Nov 30, 2025
...2 more at 1.5.

Passes Defensed 2 vs. New England, Nov 24, 2024
Tackles For Loss 1 vs. New Orleans, Nov 30, 2025
...10 more at 1.



38

ETHAN
ROBINSON

CORNERBACK // 6'0" // 195 // MINNESOTA '25
ACQUIRED: FA '25
HOMETOWN: MONTGOMERY, N.Y. // BORN: 04/30/03
NFL SEASON: ROOKIE SEASON // DOLPHINS SEASON: ROOKIE SEASON

NFL CAREER

TRANSACTIONS:

- Signed to Miami's active roster on Dec. 20, 2025.
- Signed to Miami's practice squad on Oct. 28, 2025.
- Waived by Miami on Aug. 26, 2025.
- Signed by Miami as an undrafted college free agent on May 9, 2025.

CAREER HIGHLIGHTS:

- Played in 2 career games.

2025 (MIAMI):

- Played in 2 games.

VS. CINCINNATI (12/21): Played but did not record any stats.

- Made his NFL debut.

BEFORE THE NFL

COLLEGE (MINNESOTA):

- Four-year letterman (2021-24) and 3-year starter.
- Transferred to Minnesota from Bucknell following the 2023 season.

CAREER: Played in 44 games with 39 starts; 196 tackles (153 solo), 1.0 sack, 8 interceptions, 31 passes defended, 3 forced fumbles and 1 fumble recovery.

SENIOR (2024 AT MINNESOTA): Started all 13 games; 42 tackles (29 solo), 3 interceptions, 11 passes defended, 1 forced fumble and 1 fumble recovery.

- All-Big Ten honorable mention.

JUNIOR (2023 AT BUCKNELL): Started in 9 games; 50 tackles (43 solo), 3 interceptions and 10 passes defended.

- 1st-team All-Patriot League.

SOPHOMORE (2022 AT BUCKNELL): Started all 11 games; 50 tackles (42 solo), 1.0 sack, 1 interception and 5 passes defended.

TRUE FRESHMAN (2021 AT BUCKNELL): Played in all 11 games with 6 starts; 54 tackles (39 solo), 1 interception, 5 passes defended and 2 forced fumbles.

HIGH SCHOOL (IONA PREP – NEW ROCHELLE, N.Y.)

- Also played basketball.

SENIOR (2021 SPRING):

- Helped team to conference titles.

JUNIOR (2019): 35 tackles (12 solo), 1 interception and 11 passes defended.

- Helped team to division and conference titles.


OFF THE FIELD

PERSONAL

- **MAJOR:** Economics.

ETHAN ROBINSON'S NFL REGULAR SEASON DEFENSIVE STATISTICS

DATE	TEAM	GP	GS	TACKLES							QBH	INTERCEPTIONS					O. FUMB			ST			MISC	
				TK	S	A	TFL	YDS	SK	YDS		NO	YDS	LG	TD	PD	FF	FR	TD	YDS	TK	S	A	FF
2025	Miami	2	0	0	0	0	0	0	0.0	0.0	0	0	0	0	0	0	0	0	0	0	0	0	0	0
NFL TOTALS		2	0	0	0	0	0	0	0.0	0.0	0	0	0	0	0	0	0	0	0	0	0	0	0	0



72 JONAH SAVAIINAE

OFFENSIVE LINEMAN // 6'5" // 326 // ARIZONA '25

ACQUIRED: D2, '25

HOMETOWN: TAFUNA, AMERICAN SAMOA // BORN: 01/13/04

NFL SEASON: ROOKIE SEASON // DOLPHINS SEASON: ROOKIE SEASON

NFL CAREER

TRANSACTIONS:

- 2nd-round pick (37th overall) by Miami in the 2025 NFL Draft.

CAREER HIGHLIGHTS:

- Started 16 career games at left guard.
- 1 miscellaneous tackle.

2025 (MIAMI):

- Started 16 games at left guard.
- 1 miscellaneous tackle.

AT INDIANAPOLIS (9/7):

 Started at left guard.

- Made his NFL debut.

VS. N.Y. JETS (9/29):

 Started at left guard.

- Helped the Dolphins total 300 yards of offense including 123 rushing yards, while not allowing QB Tua Tagovailoa to get sacked.

AT ATLANTA (10/26):

 Started at left guard.

- Helped the offense total 338 yards, including 141 rushing yards, and 34 points.

VS. BUFFALO (11/9):

 Started at left guard.

- Helped Miami total 30 points and 370 yards of offense including 197 rushing, while not allowing QB Tua Tagovailoa to get sacked.

AT N.Y. JETS (12/7):

 Started at left guard.

- Helped the offense total 34 points and 239 rushing yards, marking the 4th-straight game of 150+ rushing yards.

BEFORE THE NFL

COLLEGE (ARIZONA):

- 3-year starter (2022-24).

CAREER: Played in 36 games with 35 starts.

JUNIOR (2024): Played in 12 games with 11 starts.

- All-Big 12 honorable mention.

SOPHOMORE (2023): Started in all 13 games.

- Helped his team to a 10-3 record, Arizona's first 10-win season since 2014 and 4th in program history.
- All-Pac-12 honorable mention.

TRUE FRESHMAN (2022): Started all 12 games.

- Freshman All-American.
- All-Pac-12 honorable mention.

HIGH SCHOOL (SAINT LOUIS SCHOOL – HONOLULU, HAWAII)

- Participated in the 2022 Polynesian Bowl.

SENIOR (2021):

- 1st-team all-state.

OFF THE FIELD

PERSONAL:

- **PRONUNCIATION:** suh-vai'i-neye-uh (like Hawai'i)
- Became the fourth player from American Samoa to play for the Dolphins, joining Toniui Fonoti (2006), Reagan Maui'a (2007) and Isaako Aaitui (2013).

JONAH SAVAIINAE'S NFL REGULAR SEASON STATISTICS

DATE	TEAM	GP	GS
2025	Miami	16	16
NFL TOTALS		16	16



92 ZACH SIELER

DEFENSIVE TACKLE // 6'6" // 300 // FERRIS STATE '18

ACQUIRED: WAI, '19 (BAL)

HOMETOWN: PINCKNEY, MICH. // BORN: 09/07/95

NFL SEASON: EIGHTH SEASON // DOLPHINS SEASON: SIXTH SEASON



NFL CAREER

TRANSACTIONS:

- Awarded off waivers to Miami on Dec. 5, 2019.
- Waived by Baltimore on Dec. 4, 2019.
- Signed to Baltimore's active roster on Oct. 5, 2019.
- Signed to Baltimore's practice squad on Sept. 1, 2019.
- Waived by Baltimore on Aug. 31, 2019.
- 7th-round pick (238th overall) by Baltimore in the 2018 NFL Draft.

CAREER HONORS:

- 2025 Art Rooney Sportsmanship Award finalist.
- 2024 Dan Marino Team MVP Award.
- AFC Defensive Player of the Week (vs. N.Y. Jets. 12/8/24).

CAREER HIGHLIGHTS:

- Played in 107 career games with 81 starts.
- 354 tackles (197 solo), 35.5 sacks, 2 interceptions, 16 passes defended, 5 forced fumbles and 6 fumble recoveries; 1 interception returned for a TD.
- Started 2 postseason games with Miami.
- His 10.0 sacks in 2024 were the 2nd-most among interior defensive linemen:

2024 SACK LEADERS (INTERIOR DEFENSIVE LINEMEN)

PLAYER	TEAM	SACKS
1. Leonard Williams	Sea.	11.0
2. ZACH SIELER	MIA.	10.0
3. Dexter Lawrence	NYG	9.0
4. Zach Allen	Den.	8.5
Braden Fiske	LAR	8.5

- His 10.0 sacks in 2024 tied the franchise record he set in 2023:

MOST SACKS BY A DEFENSIVE TACKLE IN FRANCHISE HISTORY (SINGLE-SEASON)

PLAYER	YEAR	SACKS
1. ZACH SIELER	2024	10.0
2. ZACH SIELER	2023	10.0
3. Christian Wilkins	2023	9.0
4. Bob Baumhower	1983	8.0
5. Randy Starks	2009	7.0

- Became the 1st Dolphins player to record consecutive seasons of 10+ sacks since Cameron Wake in 2016-17.
- His 10.0 sacks in 2023 were the 3rd-most among defensive tackles:

2023 SACK LEADERS (DEFENSIVE TACKLES)

PLAYER	TEAM	SACKS
1. Nnamdi Madubuike	Bal	13.0
2. Chris Jones	KC	10.5
3. ZACH SIELER	MIA.	10.0
4. Ed Oliver	Buf.	9.5
5. Christian Wilkins	Mia.	9.0

- Is a 2-time team captain (2024-25).

2025 (MIAMI):

- Started 16 games.
- 44 tackles (27 solo), 5.5 sacks and 1 fumble recovery.
- Serves as a team captain.

AT BUFFALO (9/17): 5 tackles (4 solo).

VS. BUFFALO (11/9): 1 solo tackle and 1.0 sack.

- Sacked QB Josh Allen on 3rd-and-7 for a loss of 6 yards to force Buffalo to punt with 2:00 remaining in the 2nd quarter.

VS. NEW ORLEANS (11/30): 3 tackles (2 solo) and 1 fumble recovery.

- Recovered a QB Tyler Shough fumble forced by S Minkah Fitzpatrick and returned it to the New Orleans 37-yard line with 12:37 remaining in the 2nd quarter.

AT N.Y. JETS (12/7): 4 tackles (3 solo) and 2.5 sacks.

- Split a sack of QB Brady Cook with LB Bradley Chubb for a loss of 2 yards, forcing the Jets to punt in the 3rd quarter.
- Sacked QB Brady Cook for a loss of 8 yards on 3rd-and-9, forcing the Jets to punt with 9:10 remaining in the 3rd quarter.
- Sacked QB Brady Cook on 1st-and-10 in the 4th quarter with 4:53 remaining.

AT PITTSBURGH (12/15): 2 tackles (1 solo) and 1.0 sack.

- Sacked QB Aaron Rodgers on 3rd-and-3 for a loss of 7, forcing Pittsburgh to punt with 9:19 remaining in the 2nd quarter.

VS. CINCINNATI (12/21): 3 tackles (1 solo) and 1.0 sack.

- Sacked QB Joe Burrow on 3rd-and-6 for a loss of 7 yards, forcing Cincinnati to punt in the 1st quarter.

HONORS:

- Art Rooney Sportsmanship Award finalist.

2024 (MIAMI):

- Started 15 games.
- Inactive for 2 games.
- 55 tackles (28 solo), 10.0 sacks, 1 interception, 2 passes defended, 1 forced fumble and 1 fumble recovery.
- Became the 1st Dolphins player to record consecutive seasons of 10+ sacks since Cameron Wake in 2016-17.
- His 10.0 sacks ranked 2nd in the NFL among interior defensive linemen.
- Served as a team captain.

AT SEATTLE (9/22): 3 tackles (2 solo), 1.0 sack, 1 interception and 1 pass defended.

- Sacked QB Geno Smith for a loss of 7 yards on 1st-and-10 in the 2nd quarter.
- Intercepted QB Geno Smith off a DT Calais Campbell deflection on 3rd-and-22 with 0:46 remaining in 3rd quarter.

AT NEW ENGLAND (10/6): 1 solo tackle and 1.0 sack.

- Sacked QB Jacoby Brissett for a loss of 9 yards on 3rd-



and-6, forcing New England to punt on their 1st possession.

AT INDIANAPOLIS (10/20): 4 tackles (3 solo) and 1 fumble recovery.

- Recovered a QB Anthony Richardson fumble at the Miami 16-yard line in the 1st quarter.

VS. LAS VEGAS (11/17): 4 tackles (3 solo) and 1.0 sack.

- Sacked QB Gardner Minshew for a loss of 7 yards on 2nd-and-10 with 1:32 remaining in the 2nd quarter.

VS. NEW ENGLAND (11/24): 4 tackles (3 solo), 1.0 sack and 1 forced fumble.

- Strip-sacked QB Drake Maye for a loss of 14 yards, which was recovered by LB Jordyn Brooks and returned 12 yards to New England's 25-yard line with 2:27 remaining in the 3rd quarter.

VS. N.Y. JETS (12/8): 4 tackles (2 solo) and 2.0 sacks.

- Sacked QB Aaron Rodgers for a loss of 9 yards on 3rd-and-2, forcing New York to punt with 14:17 remaining in the 4th quarter.
- Sacked QB Aaron Rodgers for a loss of 6 yards on 2nd-and-15 with 1:02 left in the 4th quarter.

AT HOUSTON (12/15): 2 tackles (1 solo) and 1.5 sacks.

- Sacked QB C.J. Stroud for a loss of 13 yards on 3rd-and-3 to force Houston to punt with 5:07 remaining in the 1st quarter.
- Split a sack of QB C.J. Stroud with LB Chop Robinson for a loss of 7 yards on 3rd-and-8 to force
- Houston to punt with 1:56 remaining in the game.

VS. SAN FRANCISCO (12/22): 4 tackles (3 solo) and 1.0 sack.

- Sacked QB Brock Purdy for a loss of 7 yards on 2nd-and-1 in the 2nd quarter.

AT N.Y. JETS (1/5): 6 tackles (4 solo) and 1.5 sacks.

- Split a sack of QB Aaron Rodgers with LB Emmanuel Ogbah for a loss of 7 yards of 4th-and-5, forcing a turnover on downs.
- Sacked QB Aaron Rodgers for a loss of 1 yard on 1st-and-10 in the 3rd quarter.

HONORS:

- Dan Marino Team MVP Award.
- AFC Defensive Player of the Week (vs. N.Y. Jets. 12/8).

2022 (MIAMI):

- Started all 17 games.
- 63 tackles (32 solo), 10.0 sacks, 1 interception, 4 passes defended, 1 forced fumble and 2 fumble recoveries; 1 interception returned for a TD.
- Became the 1st defensive tackle in team history with 10+ sacks in a season.
- His 10.0 sacks ranked 3rd in the NFL among defensive tackles.

VS. N.Y. GIANTS (10/8): 7 tackles (6 solo) and 2.0 sacks.

- Sacked QB Daniel Jones for a loss of 6 yards on 3rd-and-9 in the 2nd quarter.
- Sacked QB Tyrod Taylor for a loss of 3 yards on 3rd-and-11 in the 4th quarter.

VS. TENNESSEE (12/11): 4 tackles (1 solo), 1 interception and 1 pass defended; 1 interception returned for a touchdown.

- Intercepted a pass from QB Will Levis and returned it 5 yards for a touchdown to put Miami on the board in the 1st quarter.

VS. N.Y. JETS (12/17): 2 tackles (1 solo), 1.0 sack, 1 pass defended and 1 fumble recovery.

- Helped the defense post a shutout and hold the Jets to the second-fewest total yards allowed in Miami's history (103).
- Recovered a QB Zach Wilson fumble forced by LB Bradley Chubb in the 1st quarter and returned it 3 yards to the Jets 1-yard line, which led to a Miami TD.
- Sacked QB Zach Wilson for a loss of 6 yards in the 2nd quarter.

AT BALTIMORE (12/31): 5 tackles (3 solo), 1.0 sack and 1 forced fumble.

- Sacked QB Lamar Jackson for a loss of 9 yards in the 1st quarter.
- Forced a fumble by RB Gus Edwards, which was recovered by S Jevon Holland in the 3rd quarter.

VS. BUFFALO (1/7): 7 tackles (2 solo) and 0.5 sack.

- Split a sack of QB Josh Allen with LB Melvin Ingram on 2nd-and-8 in the 4th quarter.
- Became the 1st defensive tackle in Dolphins history to record 10.0 sacks in a season.

POSTSEASON:

AFC WILD CARD AT KANSAS CITY (1/13): 4 assisted tackles and 1 pass defended.

2022 (MIAMI):

- Played in all 17 games with 15 starts.
- 70 tackles (41 solo), 3.5 sacks, 4 passes defended and 2 forced fumbles.
- His 70 tackles were tied for 5th among NFL defensive linemen.

VS. MINNESOTA (10/16): 3 tackles (2 solo) and 1 forced fumble.

- Forced a fumble by TE Irv Smith Jr. in the 3rd quarter but it was recovered by Minnesota.

VS. DETROIT (10/30): 4 tackles (3 solo), 1.0 sack and 2 passes defended.

- Sacked QB Jared Goff for a loss of 10 yards on a 3rd-and-9 snap in the 4th quarter, forcing a punt.

VS. CLEVELAND (11/13): 4 tackles (3 solo) and 1 forced fumble.

- Forced a fumble of RB Nick Chubb in the 1st quarter that was recovered by CB Xavier Howard.

AT NEW ENGLAND (1/1): 6 tackles (3 solo) and 1.0 sack.

- Sacked QB Mac Jones on a fourth down in the 4th quarter to turn the ball over on downs.

POSTSEASON:

AFC WILD CARD AT BUFFALO (1/15): 6 tackles (3 solo), 2.0 sacks and 1 fumble recovery.

- Scooped up a fumble of QB Josh Allen forced by S Eric Rowe and returned it 5 yards for a go-ahead TD in the 3rd quarter.
- It was the 1st fumble returned for a TD in Dolphins postseason history and 1st defensive TD in a Dolphins playoff game since LB A.J. Duhe returned an interception for a 35-yard TD on Jan. 23, 1983 vs. the N.Y. Jets.
- Split a sack with DT Christian Wilkins of QB Josh Allen



on a 3rd-and-8 snap early in the 2nd quarter.

- Split a sack with DT Christian Wilkins of QB Josh Allen on a 2nd-and-8 snap late in the 2nd quarter.
- Sacked QB Josh Allen on a 3rd-and-10 play in the 4th quarter that forced a Bills punt.

2021 (MIAMI):

- Played in all 17 games with 9 starts.
- 62 tackles (33 solo), 2.0 sacks, 3 passes defended, 1 forced fumble and 2 fumble recoveries.

AT NEW ENGLAND (9/12): 3 tackles (2 solo) and 1 fumble recovery.

- Recovered a RB Rhamondre Stevenson forced by S Eric Rowe in the 1st quarter.

AT LAS VEGAS (9/26): 9 tackles (4 solo) and 1 pass defended.

VS. N.Y. JETS (12/19): 3 tackles (2 solo), 1.0 sack, 1 pass defended and 1 forced fumble.

- Strip-sacked QB Zach Wilson in the 4th quarter and the fumble was recovered by DE Emmanuel Ogbah.

AT NEW ORLEANS (12/27): 6 tackles (3 solo) and 1.0 sack.

- Sacked QB Ian Book for a loss of 11 yards in the 4th quarter.

2020 (MIAMI):

- Played in all 16 games with 8 starts.
- 48 tackles (30 solo) and 3.5 sacks.

AT ARIZONA (11/8): 4 tackles (3 solo).

- Teamed up with LB Elandon Roberts to stop RB Chase Edmonds for no gain on a critical 4th-and-1 in the 4th quarter.

VS. CINCINNATI (12/6): 3 solo tackles and 1.0 sack.

- Sacked QB Brandon Allen for a loss of 5 yards in the 4th quarter.

VS. NEW ENGLAND (12/20): 5 tackles (3 solo) and 1.0 sack.

- Sacked QB Cam Newton for a loss of 7 yards in the 2nd quarter.

2019 (BALTIMORE/MIAMI):

- Played in 3 games with 1 start with Miami.
- 8 tackles (3 solo), 1.0 sack and 2 passes defended with Miami.
- Inactive for 1 game with Miami.
- Awarded off waivers to Miami on Dec. 5.
- Played in 4 games with Baltimore.
- Inactive for 4 games with Baltimore.
- 3 tackles (2 solo) with Baltimore.

AT CINCINNATI (11/10): 1 solo tackle.

AT N.Y. GIANTS (12/15): 1 assisted tackle.

- Made his Dolphins debut.

VS. CINCINNATI (12/22): 7 tackles (3 solo), 1.0 sack and 2 passes defended.

- Sacked QB Andy Dalton in the 1st quarter. It was his 1st career sack.

2018 (BALTIMORE):

- Played in 2 games.
- Inactive for 14 games.
- 1 solo tackle.

VS. DENVER (9/23): Played but did not record any stats.

- Made his NFL debut.

VS. PITTSBURGH (11/4): 1 solo tackle.

- Made his 1st NFL tackle.

BEFORE THE NFL

COLLEGE (FERRIS STATE):

- 3-year starter (2014-17).
- Became the first player from his school to ever be selected in the NFL Draft.

CAREER: Played in 39 games with 28 starts; 176 tackles (77 solo), 33 sacks, 3 passes defended, 7 forced fumbles and 4 fumble recoveries; 2 blocked kicks.

SENIOR (2017): Played in all 13 games; 79 tackles (32 solo), 7 sacks, 2 forced fumbles, 2 passes defended and 2 fumble recoveries; 1 blocked kick.

- 1st-team D2 All-American.
- Great Lakes Intercollegiate Conference (GLIAC) Defensive Lineman of the Year.
- 1st-team All-GLIAC.

JUNIOR (2016): Played in all 15 games; 80 tackles (37 solo), 19.5 sacks, 1 pass defended, 5 forced fumbles and 2 fumble recoveries; 1 blocked kick.

- 1st-team All-GLIAC.
- His 19.5 sacks were a school record and led all of NCAA Division II.

SOPHOMORE (2015): Played in 11 games; 17 tackles (8 solo) and 6.5 sacks.

REDSHIRT FRESHMAN (2014): Did not record any stats.

- Redshirted in 2013.

HIGH SCHOOL (PINCKNEY HS – PINCKNEY, MICH.)

- Also competed in wrestling and track and field.

SENIOR (2012):

- All-conference.

OFF THE FIELD

COMMUNITY:

2024:

- Continued second year of partnership with airline and local hospitals to host pediatric patients for a Fantasy Flight event, spreading holiday cheer with a special North Pole visit at the Fort Lauderdale-Hollywood International Airport.
- Through the Sieler Safe Haven Foundation, advanced mission to impact youth on a local level, hosting multiple events at Dr. Frederica S. Wilson/Skyway Elementary School in Miami Gardens including a back-to-school backpack giveaway and Thanksgiving meal.

2023:

- Joined an airline and local hospital to provide a holiday flight and North Pole surprise, complete with gifts and a visit with Santa Claus, for pediatric patients.
- Hosted a Thanksgiving dinner at the Northwest Boys & Girls Club, serving meals and visiting with the kids.

2022:

- Through his Sieler Safe Haven Foundation, surprised 12 kids with a holiday shopping spree at Dick's Sporting Goods.
- Along with defensive teammates, hosted a



Thanksgiving dinner at Hard Rock Stadium for 100 kids from Big Brothers Big Sisters of Broward and Miami.

- Established the Sieler Safe Haven Foundation to impact young people of all abilities through a passion for the outdoors and cultural enrichment.

2021:

- Participated in a class visit for Day of Persons with Disabilities with South Florida Special Olympics

athletes.

- Volunteered at the Miami Dolphins Food Relief Program Thanksgiving meal distribution with Feeding South Florida to provide 1,000 meal boxes to South Florida families.

PERSONAL:

- PRONUNCIATION:** Last name is pronounced SEE-ler.
- MAJOR:** Mechanical engineering.

ZACH SIELER'S NFL REGULAR SEASON DEFENSIVE STATISTICS

DATE	TEAM	GP	GS	TK	TACKLES					YDS	QBH	INTERCEPTIONS					O. FUMB			ST			MISC			
					S	A	TFL	YDS	SK			NO	YDS	LG	TD	PD	FF	FR	TD	YDS	TK	S	A	FF	FR	S
2018	Baltimore	2	0	1	1	0	0	0	0.0	0.0	0	0	0	0	0	0	0	0	0	0	0	0	0	0	0	0
2019	Baltimore	4	0	3	2	1	0	0	0.0	0.0	0	0	0	0	0	0	0	0	0	0	0	0	0	0	0	0
2019	Miami	3	1	8	3	5	1	8	1.0	8.0	2	0	0	0	0	2	0	0	0	0	0	0	0	0	0	0
2019	TOTAL	7	1	11	5	6	1	8	1.0	8.0	2	0	0	0	0	2	0	0	0	0	0	0	0	0	0	0
2020	Miami	16	8	48	30	18	11	37	3.5	23.5	11	0	0	0	0	0	0	0	0	0	0	0	0	0	0	0
2021	Miami	17	9	62	33	29	6	19	2.0	18.0	3	0	0	0	0	3	1	2	0	0	0	0	0	0	0	0
2022	Miami	17	15	70	41	29	7	41	3.5	31.5	12	0	0	0	0	4	2	0	0	0	0	0	0	0	0	0
2023	Miami	17	17	63	32	31	11	61	10.0	61.5	22	1	5	5t	1	4	1	2	0	3	0	0	0	0	0	0
2024	Miami	15	15	55	28	27	13	89	10.0	79.0	19	1	0	0	0	2	1	1	0	0	0	0	0	0	0	0
2025	Miami	16	16	44	27	17	9	35	5.5	29.0	9	0	0	0	0	1	0	1	0	5	0	0	0	0	0	0
NFL TOTALS		107	81	354	197	157	58	290	35.5	250.5	78	2	5	5t	1	16	5	6	0	8	0	0	0	0	0	0

ZACH SIELER'S NFL POSTSEASON DEFENSIVE STATISTICS

		TACKLES										INTERCEPTIONS					O. FUMB				ST				MISC		
DATE	TEAM	GP	GS	TK	S	A	TFL	YDS	SK	YDS	QBH	NO	YDS	LG	TD	PD	FF	FR	TD	YDS	TK	S	A	FF	FR	S	A
2018	Baltimore	0	0	0	0	0	0	0.0	0.0	0.0	0	0	0	0	0	0	0	0	0	0	0	0	0	0	0	0	0
2022	Miami	1	1	6	3	3	1	3	2.0	4.0	4	0	0	0	0	0	0	1	1	5	0	0	0	0	0	0	0
2023	Miami	1	1	4	0	4	0	0	0.0	0.0	1	0	0	0	0	1	0	0	0	0	0	0	0	0	0	0	0
NFL TOTALS		2	2	10	3	7	1	3	2.0	4.0	5	0	0	0	0	1	0	1	1	5	0	0	0	0	0	0	0

SINGLE-GAME HIGHS: DEFENSIVE

Total Tackles

9 at Las Vegas, Sep 26, 2021

Solo Tackles

6 vs. N.Y. Giants, Oct 08, 2023

Sacks

2.5 at N.Y. Jets, Dec 07, 2025

Passes Defensed

2 at Detroit, Oct 30, 2022

Forced Fumbles

...1 more at 2.

1 vs. New England, Nov 24, 2024

...4 more at 1.

Fumble Recoveries

1 vs. New Orleans, Nov 30, 2025

...5 more at 1.

Tackles For Loss

3 vs. N.Y. Giants, Oct 08, 2023

...1 more at 3.

Interceptions

1 at Seattle, Sep 22, 2024

...1 more at 1.

Interception Return Yards

5 vs. Tennessee, Dec 11, 2023

Longest Opp Fumble Return

5 vs. New Orleans, Nov 30, 2025



69 COLE STRANGE

OFFENSIVE LINEMAN // 6'5" // 310 // CHATTANOOGA '20

ACQUIRED: FA, '25

HOMETOWN: KNOXVILLE, TENN. // BORN: 07/31/98

NFL SEASON: FOURTH SEASON // DOLPHINS SEASON: FIRST SEASON

NFL CAREER

TRANSACTIONS:

- Signed to Miami's active roster on Sept. 9, 2025.
- Signed to Cleveland's practice squad on Aug. 28, 2025.
- Released by New England on Aug. 26, 2025.
- 1st-round pick (29th overall) by New England in the 2022 NFL Draft.

CAREER HONORS:

- 2024 Ed Block Courage Award (New England recipient).

CAREER HIGHLIGHTS:

- Played in 43 career games with 42 starts – 27 at left guard, 2 at center and 13 at right guard.
- 3 miscellaneous tackles.

2025 (CLEVELAND/MIAMI):

- Started 13 games at right guard with Miami.
- Dressed but did not play in 2 games with Miami.
- 1 miscellaneous tackle with Miami.
- Spent 1 game on Cleveland's practice squad.

VS. N.Y. JETS (9/29):

 Started at right guard.

- Helped the Dolphins total 300 yards of offense including 123 rushing yards, while not allowing QB Tua Tagovailoa to get sacked.
- Made his Dolphins debut.

AT ATLANTA (10/26):

 Started at right guard.

- Helped the offense total 338 yards, including 141 rushing yards, and 34 points.

VS. BUFFALO (11/9):

 Started at right guard.

- Helped Miami total 30 points and 370 yards of offense including 197 rushing, while not allowing QB Tua Tagovailoa to get sacked.

AT N.Y. JETS (12/7):

 Started at right guard.

- Helped the offense total 34 points and 239 rushing yards, marking the 4th-straight game of 150+ rushing yards.

2024 (NEW ENGLAND):

- Played in 3 games with 2 starts at center.
- Inactive for 1 game.
- Missed 13 games after being placed on the Reserve/PUP list on Aug. 27 and activated on Dec. 10.

HONORS:

- Ed Block Courage Award (New England recipient)

2023 (NEW ENGLAND):

- Started 10 games at left guard.
- Inactive for 4 games.
- Missed the remainder of the season after being placed on injured reserve on Dec. 18.
- 1 miscellaneous tackle.

AT MIAMI (9/17):

 Started at left guard.

AT N.Y. JETS (9/24):

 Started at left guard.

- Helped the Patriots total 358 yards of offense, including 157 rushing yards.

2022 (NEW ENGLAND):

- Started all 17 games at left guard.
- 1 miscellaneous tackle.

AT MIAMI (9/11):

 Started at left guard.

- Made his NFL debut.

AT LAS VEGAS (12/18):

 Started at left guard.

- Helped the Patriots total 24 points and 318 yards including 206 rushing yards.

BEFORE THE NFL

COLLEGE (CHATTANOOGA):

- 5-year letterman and starter (2017-21).

CAREER:

 Played in 49 games with 44 starts.

SENIOR (2021):

 Started 11 games – 9 at left guard and 2 at left tackle.

- Led an offensive line that paved the way for 205.5 rushing yards per game, the highest average since 2016 (206.3).

SENIOR (2020):

 Started 4 games at left guard.

- Granted another year of eligibility due to the COVID-19 pandemic.
- 2nd-team All-SoCon.

JUNIOR (2019):

 Started all 12 games – 11 at left guard and 1 at center.

- 2nd-team All-SoCon.

SOPHOMORE (2018):

 Started all 11 games at left guard.

- 2nd-team All-SoCon.

REDSHIRT FRESHMAN (2017):

 Played in 10 games with 6 starts at left guard.

- Phil Steele Freshman All-America.
- Redshirted in 2016.

HIGH SCHOOL (FARRAGUT ACADEMY – KNOXVILLE, TENN.)

- 2-time team captain.

SENIOR (2015):

 Helped lead the team to a 10-2 record.

- All-state selection.

OFF THE FIELD


PERSONAL:

- **MAJOR:** Psychology.



COLE STRANGE'S NFL REGULAR SEASON STATISTICS

DATE	TEAM	GP	GS
2022	New England	17	17
2023	New England	10	10
2024	New England	3	2
2025	Cleveland	0	0
2025	Miami	13	13
2025	TOTAL	13	13
NFL TOTALS		43	42



1 TUA TAGOVAILOA

QUARTERBACK // 6'1" // 225 // ALABAMA '20

ACQUIRED: D1A, '20

HOMETOWN: EWA BEACH, HAWAII // BORN: 03/02/98

NFL SEASON: SIXTH SEASON // DOLPHINS SEASON: SIXTH SEASON



NFL CAREER

TRANSACTIONS:

- 1st-round pick (5th overall) by Miami in the 2020 NFL Draft.

CAREER HONORS:

- 2024 Art Rooney Sportsmanship Award finalist.
- AFC Offensive Player of the Week (vs. New England, 11/24/24).
- No. 36 on the NFL Network Top 100 list in 2024.
- 2023 Pro Bowl selection.
- AFC Offensive Player of the Month (September 2023).
- AFC Offensive Player of the Week (at L.A. Chargers, 9/10/23).
- FedEx Air NFL Player of the Week (at L.A. Chargers, 9/10/23).
- No. 82 on the NFL Network Top 100 list in 2023.
- 2022 Don Shula Leadership Award.
- 2022 Polynesian Offensive Player of the Year.
- FedEx Air NFL Player of the Week (vs. Cleveland, 11/13/22).
- FedEx Air NFL Player of the Week (at Chicago, 11/6/22).
- FedEx Air NFL Player of the Week (at Detroit, 10/30/22).
- AFC Offensive Player of the Week (at Baltimore, 9/18/22).
- FedEx Air NFL Player of the Week (at Baltimore, 9/18/22).
- Pepsi NFL Rookie of the Week (vs. Kansas City, 12/13/20).
- Pepsi NFL Rookie of the Week (vs. Cincinnati, 12/6/20).

CAREER HIGHLIGHTS:

- Played in 78 career games with 76 starts.
- 1,647-of-2,421 passing (68.0 pct.) for 18,166 yards, 120 TDs and a QB rating of 96.4.
- 174 carries for 473 yards (2.7 avg.) and 6 TDs.
- Started 1 postseason game.
- His 96.4 passer rating is the best in team history:

HIGHEST PASSER RATING IN DOLPHINS HISTORY (MIN. 250 ATT.)

PLAYER	YEARS	RATING
1. TUA TAGOVAILOA	2020-25	96.4
2. Chad Pennington	2008-10	94.5
3. Ryan Fitzpatrick	2019-20	89.0
4. Ryan Tannehill	2012-18	87.0
5. Dan Marino	1983-99	86.4

- His 68.0 completion percentage is the 2nd-best in NFL history:

HIGHEST COMPLETION PERCENTAGE IN NFL HISTORY (MIN 1,500 ATT.)

PLAYER	YEARS	ATT	CMP	PCT.
1. Joe Burrow	2020-25	2,767	1,892	68.4
2. TUA TAGOVAILOA	2020-25	2,421	1,647	68.0
3. Drew Brees	2001-20	10,551	7,142	67.7
4. Jimmy Garoppolo	2014-24	1,936	1,304	67.4
5. Kyler Murray	2019-25	2,941	1,974	67.1

- His 68.0 completion percentage is the best in team history:

HIGHEST COMPLETION PERCENTAGE IN DOLPHINS HISTORY (MIN. 150 COMP.)

PLAYER	YEARS	ATT	CMP	PCT.
1. TUA TAGOVAILOA	2020-25	2,421	1,647	68.0
2. Chad Pennington	2008-10	552	373	67.6
3. Ryan Fitzpatrick	2019-20	769	494	64.2
4. Ryan Tannehill	2012-18	2,911	1,829	62.8
5. Jay Cutler	2017	429	266	62.0

- His 2.43 interception rate is 3rd-lowest in team history:

LOWEST INTERCEPTION RATE IN DOLPHINS HISTORY (MIN. 250 ATT.)

PLAYER	YEARS	ATT	INT	INT%
1. Chad Pennington	2008-10	552	9	1.63
2. Cleo Lemon	2005-07	377	7	1.86
3. TUA TAGOVAILOA	2020-25	2,421	59	2.43
4. Ryan Tannehill	2012-18	2,911	75	2.58
5. Gus Frerotte	2005	494	13	2.63

- His 17 300-yard passing games are the 13th-most in Dolphins history:

MOST 300-YARD PASSING GAMES IN DOLPHINS HISTORY

PLAYER	YEARS	300+ YD GAMES
1. Dan Marino	1983-99	63
2. TUA TAGOVAILOA	2020-25	17
3. Ryan Tannehill	2012-18	16
4. Ryan Fitzpatrick	2019-20	7
5. Chad Henne	2008-11	7

- His 72.9 completion percentage in 2024 was the best in the NFL:

HIGHEST COMPLETION PERCENTAGE (2024) (MIN. 150 ATT.)

PLAYER	TEAM	ATT	CMP	PCT.
1. TUA TAGOVAILOA	MIA.	291	399	72.9
2. Jared Goff	Det.	390	539	72.4
3. Baker Mayfield	TB	407	570	71.4
4. Joe Burrow	Cin.	460	652	70.6
5. Geno Smith	Sea.	407	578	70.4

- His 72.9 completion percentage in 2024 was the best in a season in team history:

DOLPHINS SINGLE-SEASON COMPLETION PERCENTAGE LEADERS (MIN. 75 COMP.)

PLAYER	YEAR	ATT	CMP	PCT.
1. TUA TAGOVAILOA	2024	291	399	72.9
2. TUA TAGOVAILOA	2023	560	388	69.3
3. Ryan Fitzpatrick	2020	267	183	68.5
4. TUA TAGOVAILOA	2021	388	263	67.8
5. Chad Pennington	2008	476	321	67.4

- His 120.2 red zone passer rating in 2024 led the NFL:

NFL RED ZONE PASSER RATING LEADERS (2024)

PLAYER	TEAM	RATING
1. TUA TAGOVAILOA	MIAMI	120.2
2. Baker Mayfield	Tampa Bay	119.6
3. Lamar Jackson	Baltimore	117.8
4. Jared Goff	Detroit	111.7
5. Derek Carr	New Orleans	109.0



- His 37 completions on Nov. 28, 2024 at Green Bay were the 3rd-most in Dolphins history.

MOST COMPLETIONS IN DOLPHINS HISTORY (SINGLE GAME)

PLAYER	DATE, OPP	COMP.
1. Dan Marino	11/16/86, at Buf.	39
2. Dan Marino	11/23/97, at NE	38
3. TUA TAGOVAILOA	11/28/24, AT GB	37
4. TUA TAGOVAILOA	9/18/22, AT BAL.	36
5.	Six times	35

- His 4,624 passing yards in 2023 led the NFL:

MOST PASSING YARDS (2023)

PLAYER	TEAM	ATT	CMP	YDS
1. TUA TAGOVAILOA	MIA	560	388	4,624
2. Jared Goff	Det.	605	407	4,575
3. Dak Prescott	Dal.	590	410	4,516
4. Josh Allen	Buf.	579	385	4,306
5. Brock Purdy	SF	444	308	4,280

- His 4,624 passing yards in 2023 are the 3rd-most in franchise history:

MOST PASSING YARDS IN A SEASON IN DOLPHINS HISTORY

PLAYER	YEAR	YDS
1. Dan Marino	1984	5,084
2. Dan Marino	1986	4,746
3. TUA TAGOVAILOA	2023	4,624
4. Dan Marino	1994	4,453
5. Dan Marino	1988	4,434

- His 101.1 passer rating in 2023 was 5th in the NFL:

NFL PASSER RATING LEADERS (2023)

PLAYER	TEAM	RATING
1. Brock Purdy	San Francisco	113.0
2. Dak Prescott	Dallas	105.9
3. Kirk Cousins	Minnesota	103.8
4. Lamar Jackson	Baltimore	102.7
5. TUA TAGOVAILOA	MIAMI	101.1

- In 2022, he became the youngest NFL quarterback since 1984 (Dan Marino) to lead the league in passer rating:

NFL PASSER RATING LEADERS (2022)

PLAYER	TEAM	RATING
1. TUA TAGOVAILOA	MIAMI	105.5
2. Patrick Mahomes	Kansas City	105.2
3. Jimmy Garoppolo	San Francisco	103.0
4. Jalen Hurts	Philadelphia	101.5
5. Geno Smith	Seattle	100.9

- His 112.2 red zone passer rating led the NFL in 2022:

NFL RED ZONE PASSER RATING LEADERS (2022)

PLAYER	TEAM	RATING
1. TUA TAGOVAILOA	MIAMI	112.2
2. Andy Dalton	New Orleans	109.9
3. Ryan Tannehill	Tennessee	107.8
4. Dak Prescott	Dallas	106
5. Justin Fields	Chicago	105.7

- His 130.1 third-down passer rating led the NFL in 2022:

NFL THIRD-DOWN PASSER RATING LEADERS (2022)

PLAYER	TEAM	RATING
1. TUA TAGOVAILOA	MIAMI	130.1
2. Jimmy Garoppolo	San Francisco	112.8
3. Joe Burrow	Cincinnati	112.2
4. Patrick Mahomes	Kansas City	105.8
5. Geno Smith	Seattle	104.6

- His 6 passing TDs on Sept. 18, 2022 at Baltimore were tied for the most in Dolphins history:

MOST PASSING TDS IN DOLPHINS HISTORY (SINGLE GAME)

PLAYER	DATE, OPP	YDS	TDs
1. TUA TAGOVAILOA	9/18/22, AT BAL.	469	6
Dan Marino	9/21/86, at NYJ	448	6
Bob Griese	11/24/77, at StL	207	6
4. Dan Marino	Five times		5

- His 469 passing yards on Sept. 18, 2022 at Baltimore were the 4th-most in Dolphins history:

MOST PASSING YARDS IN DOLPHINS HISTORY (SINGLE GAME)

PLAYER	DATE, OPP	YDS
1. Dan Marino	10/23/88, vs. NYJ	521
2. Dan Marino	9/4/94, vs. NE	473
3. Dan Marino	12/2/84, vs. LAR	470
4. TUA TAGOVAILOA	9/18/22, AT BAL.	469
5. TUA TAGOVAILOA	9/10/23, AT LAC	466

- Became 3rd rookie QB in Super Bowl era (Dak Prescott and Kyle Allen) to not throw an interception in his 1st 5 career starts (min. 100 att.).
- Became the 1st Dolphins rookie QB in team history to win each of his 1st 3 starts.
- Did not throw an interception in 5 consecutive starts (Games 7-10, 12 of the 2020 season), tying the franchise record (Jay Fiedler) for most consecutive starts without an interception.
- Joined QB Carson Wentz (Philadelphia) as only rookie QBs in the Super Bowl era to win each of his 1st 3 NFL starts and not throw an interception.
- His 64.1 completion percentage in 2020 was the best by a rookie in team history:

HIGHEST COMPLETION PERCENTAGE BY A ROOKIE IN DOLPHINS HISTORY (MIN. 75 COMP.)

PLAYER	YEAR	ATT	CMP	PCT
1. TUA TAGOVAILOA	2020	290	186	64.1
2. Dan Marino	1983	296	173	58.4
3. Ryan Tannehill	2012	484	282	58.3
4. David Woodley	1980	327	176	53.8

- His 87.1 passer rating in 2020 was the 2nd-best by a rookie in team history behind only Hall of Famer Dan Marino:

HIGHEST PASSER RATING BY A ROOKIE IN DOLPHINS HISTORY (MIN. 150 ATT.)

PLAYER	YEAR	RATING
1. Dan Marino	1983	96.0
2. TUA TAGOVAILOA	2020	87.1
3. Ryan Tannehill	2012	76.1

- Is a 4-time team captain (2022-25).

2025 (MIAMI):

- Started 14 games.
- Inactive for 2 games.
- 260-of-384 passing (67.7 pct.) for 2,660 yards, 20 TDs and a QB rating of 88.5.
- 20 carries for 43 yards (2.2 avg.).
- Serves as a team captain.

VS. NEW ENGLAND (9/14): 26-of-32 passing (81.3 pct.) for 315 yards, 2 TDs and a QB rating of 115.5.

- Found WR Jaylen Waddle for a 18-yard TD pass with 11:19 remaining in the 2nd quarter.
- Connected with RB DeVon Achane on a 29-yard TD pass with 33 seconds remaining in the 2nd quarter.

VS. N.Y. JETS (9/29): 17-of-25 passing (68.0 pct.) for 177 yards, 2 TDs and a passer rating of 114.9; 3 carries for 6 yards (2.0 avg.).

- Found TE Darren Waller for a 4-yard TD pass on 4th-and-goal to give Miami a 10-0 lead in the 1st quarter.



- Connected with TE Darren Waller on a 9-yard TD pass to give Miami a 17-3 lead with 11:38 remaining in the 3rd quarter.

AT CAROLINA (10/5): 27-of-36 passing (75.0 pct.) for 256 yards, 3 TDs and a passer rating of 122.0; 1 carry for 5 yards.

- Found RB De'Von Achane on a 10-yard TD pass to give Miami a 10-0 lead with 14:55 remaining in the 2nd quarter.
- Connected with TE Darren Waller on a 4-yard TD pass to extend Miami's lead, 17-0, with 10:48 remaining in the 2nd quarter.
- Found WR Jaylen Waddle on a 46-yard TD pass to give Miami the lead, 24-20, with 4:42 remaining in the game.

AT ATLANTA (10/26): 20-of-26 passing (76.9 pct.) for 205 yards, 4 TDs and a passer rating of 138.6.

- Found RB De'Von Achane for a 3-yard TD pass to give Miami a 7-0 lead with 2:33 remaining in the 1st quarter.
- Connected with WR Malik Washington on a 9-yard TD pass to extend Miami's lead, 17-3, in the 2nd quarter.
- Found WR Jaylen Waddle for a 43-yard TD pass to give Miami a 24-3 lead with 4:18 remaining in the 4th quarter.
- Connected with RB Ollie Gordon II on a 20-yard TD pass to extend Miami's lead, 31-3, with 13:28 remaining.

VS. BUFFALO (11/9): 15-of-21 passing (71.4 pct.) for 173 yards, 2 TDs and a passer rating of 88.1.

- Found WR Malik Washington for a 9-yard TD pass to give Miami a 7-0 lead with 4:53 remaining in the 1st quarter.
- Connected with WR Jaylen Waddle on a 38-yard TD pass to extend Miami's lead 13-0 to start the 2nd quarter.

HONORS:

- No. 91 on the NFL Network Top 100 list.

2024 (MIAMI):

- Started 11 games.
- Inactive for 2 games.
- Missed 4 games after being placed on injured reserve on Sept. 17 and activated on Oct. 26.
- 291-of-399 passing (72.9 pct.) for 2,867 yards, 19 TDs and a QB rating of 101.4.
- 17 carries for 49 yards (2.9 avg.).
- Served as a team captain.

VS. JACKSONVILLE (9/8): 23-of-37 passing (62.2 pct.) for 338 yards, 1 TD and a QB rating of 101.0; 1 carry for 11 yards.

- Connected with WR Tyreek Hill on a 80-yard TD pass with 2:19 remaining in the 3rd quarter.

VS. ARIZONA (10/27): 28-of-38 passing (73.7 pct.) for 234 yards, 1 TD and a QB rating of 97.9; 3 carries for 13 yards (4.3 avg.).

- Connected with RB De'Von Achane on a 12-yard TD pass with 8:31 remaining in the 3rd quarter.

AT BUFFALO (11/3): 25-of-28 passing (89.3 pct.) for 231 yards, 2 TDs and a QB rating of 124.9; 2 carries for 3 yards (1.5 avg.).

- His 89.3 completion percentage is the best of his career and 4th-highest mark in Dolphins history.

- Found RB De'Von Achane on a 14-yard TD pass to give Miami a 10-3 lead with 3:20 remaining in the 2nd quarter.

- Connected with WR Jaylen Waddle on a 7-yard TD pass to tie the game, 27-27, with 1:38 remaining in the 4th quarter.

VS. LAS VEGAS (11/18): 28-of-36 passing (77.8 pct.) for 288 yards, 3 TDs and a QB rating of 127.8.

- Connected with TE Jonnu Smith on a 1-yard TD pass on 4th-and-goal in the 1st quarter.
- Completed an 8-yard TD pass to WR Tyreek Hill to give Miami a 17-6 lead with 4:13 remaining in the 3rd quarter.
- Found TE Jonnu Smith for a 57-yard TD pass to extend Miami's lead to 31-19 with 3:19 remaining in the game.

VS. NEW ENGLAND (11/24): 29-of-40 passing (72.5 pct.) for 317 yards, 4 TDs and a QB rating of 128.9.

- Completed a 7-yard TD pass to TE Jonnu Smith for Miami's 1st score of the game in the 2nd quarter.
- Connected on TD passes of 9 and 11 yards to
- RB De'Von Achane on back-to-back drives in the 2nd quarter.
- Found WR Jaylen Waddle for a 23-yard TD pass to extend Miami's lead to 31-0 with 1:37 remaining in the 3rd quarter.

AT GREEN BAY (11/28): 37-of-46 passing (80.4 pct.) for 365 yards, 2 TDs and a QB rating of 114.2.

- Completed a 12-yard TD pass to RB De'Von Achane with 2:43 remaining in the 3rd quarter.
- Connected on a 12-yard TD pass to WR Tyreek Hill with 3:04 remaining in the 4th quarter.

VS. N.Y. JETS (12/8): 33-of-47 passing (70.2 pct.) for 331 yards, 2 TDs and a QB rating of 104.1.

- Found WR Tyreek Hill on 4th-and-goal for a
- 4-yard TD pass to tie the game with 9:04 remaining in regulation.
- Completed a game-winning 10-yard TD pass to TE Jonnu Smith to give Miami its first overtime victory since 2019 vs. Cincinnati.

VS. SAN FRANCISCO (12/22): 22-of-34 (64.7 pct.) for 215 yards, 1 TD and a QB rating of 92.2; 2 carries for -1 yard (-0.5 avg.).

- Found WR Tyreek Hill for a 3-yard TD pass to give Miami a 13-7 lead with 3:20 remaining in the 2nd quarter.
- It was the 100th passing touchdown of his career.

HONORS:

- Art Rooney Sportsmanship Award finalist.
- AFC Offensive Player of the Week (vs. New England, 11/24).
- No. 36 on the NFL Network Top 100 list.

2023 (MIAMI):

- Started all 17 games.
- 388-of-560 passing (69.3 pct.) for 4,624 yards, 29 TDs and a QB rating of 101.1.
- 35 carries for 74 yards (2.1 avg.).
- Served as a team captain.
- His 4,624 yards led the league, and he became the 1st Dolphins player to lead the league in passing since QB Dan Marino in 1992 (4,116).
- Became the 2nd quarterback (Dan Marino) in franchise history to throw for more than 4,500 yards in a season.



AT L.A. CHARGERS (9/10): 28-of-45 passing (62.2 pct.) for 466 yards, 3 TDs and a QB rating of 110.0; 5 carries for 5 yards (1.0 avg.).

- Threw his 1st TD pass of the season from 1 yard out to WR River Cracraft.
- Connected on a 35-yard TD pass and 4-yard TD pass to WR Tyreek Hill in the 2nd half.
- His 466 passing yards were the 4th most in a Week 1 game in NFL history.
- It was his 2nd career road game with 450+ passing yards and 3+ passing TDs, joining Joe Montana, Tom Brady, Patrick Mahomes and Boomer Esiason as the only players to do this.

VS. DENVER (9/24): 23-of-26 passing (88.5 pct.) for 309 yards, 4 TDs and a QB rating of 155.8.

- Connected with WR Tyreek Hill for a 54-yard TD on the opening drive of the game.
- Threw a no-look pass to RB De'Von Achane for a 4-yard TD in the 2nd quarter.
- Found RB Raheem Mostert for a 19-yard TD in the 3rd quarter.
- Completed a 10-yard TD pass to RB De'Von Achane on the 1st play of the 4th quarter.
- Threw 4+ touchdowns for the 3rd time in his career.
- Helped direct an offense that set franchise records for points scored (70), total yards (726) and rushing yards (350).

VS. N.Y. GIANTS (10/8): 22-of-30 passing (73.3 pct.) for 308 yards, 2 TDs and a QB rating of 100.4;

- 2 carries for 6 yards (3.0 avg.).
- Found WR Jaylen Waddle for a 2-yard TD pass in the 1st quarter.
- Connected with WR Tyreek Hill on a 69-yard TD pass on Miami's 1st possession of the 3rd quarter.

VS. NEW ENGLAND (10/29): 30-for-45 passing (66.7 pct.) for 324 yards, 3 TDs and a QB rating of 100.6; 6 carries for 8 yards (1.3 avg.).

- Connected with WR Tyreek Hill on a 42-yard TD pass with 0:22 left in the 1st quarter.
- Completed a 1-yard TD pass to WR Cedrick Wilson Jr. in the 2nd quarter.
- Connected with WR Jaylen Waddle on a 31-yard TD pass to extend Miami's lead to 31-17 with 2:43 left in the game.
- Broke the franchise record for most passing yards in the 1st 8 games of a season with 2,416.

VS. LAS VEGAS (11/19): 28-of-39 passing (71.8 pct.) for 325 yards, 2 TDs and a QB rating of 103.0;

- 2 carries for 6 yards (3.0 avg.).
- Connected with WR Tyreek Hill on a 38-yard TD pass with 2:03 left in the 1st quarter.
- Found RB Salvon Ahmed for an 11-yard TD pass to give Miami a 14-10 lead with 2:28 left in the 2nd quarter.

VS. DALLAS (12/24): 24-of-37 (64.9 pct.) for 293 yards, 1 TD and a QB rating of 98.1; 2 carries for -2 yards (-1.0 avg.).

- Connected with RB Raheem Mostert on a 4-yard TD pass in the 2nd quarter.
- Became the 3rd quarterback in team history to top 4,000 yards in a season, joining QB Dan Marino (6 times) and QB Ryan Tannehill (twice).

POSTSEASON:

AFC WILD CARD AT KANSAS CITY (1/13): 20-of-39 (51.3 pct.) for 199 yards, 1 TD and a QB rating of 63.9; 3 carries for 25 yards (8.3 avg.).

- Connected with WR Tyreek Hill on a 53-yard TD pass in the 2nd quarter.

PRO BOWL:

- Selected to start the Pro Bowl for the 1st time in his career.
- Is the 1st Dolphins quarterback to be selected to the Pro Bowl since Dan Marino in 1995.
- Is just the 3rd quarterback in team history to earn a Pro Bowl nod, joining Hall of Famers Dan Marino (1983-87, 1991-92, 1994-95) and Bob Griese (1970-71, 1973-74, 1977-78).

HONORS:

- AFC Offensive Player of the Month (September).
- AFC Offensive Player of the Week (at L.A. Chargers, 9/10).
- FedEx Air NFL Player of the Week (at L.A. Chargers, 9/10).
- No. 82 on the NFL Network Top 100 list.

2022 (MIAMI):

- Started 13 games.
- Inactive for 4 games.
- 259-of-400 passing (64.8 pct.) for 3,548 yards, 25 TDs and a QB rating of 105.5.
- 24 carries for 70 yards (2.9 avg.).
- Led the NFL in passer rating (105.5), red zone passer rating (112.2) and third-down passer rating (130.1).
- Became the youngest NFL quarterback since 1984 (Dan Marino) to lead the NFL in passer rating.
- Served as a team captain.

AT BALTIMORE (9/18): 36-of-50 passing (72.0 pct.) for 469 yards, 6 TDs and a QB rating of 124.1; 1 carry for 1 yard.

- Led the largest fourth-quarter comeback (21 points) and road comeback in franchise history.
- Connected on TD passes of 48 and 60 yards to WR Tyreek Hill in the second half.
- Found WR Jaylen Waddle for a 7-yard TD with 14 seconds left to win the game.
- His 6 passing TDs tied a franchise record with Hall of Fame QBs Dan Marino and Bob Griese.
- His 4 passing TDs in the 4th quarter were a Dolphins record.
- His 461 passing yards were the 4th-most in a game in team history and most by anyone not named QB Dan Marino.
- His 36 completions were the 3rd-most in a game in Dolphins annals.
- Became the 2nd-youngest NFL player since 1950 (Patrick Mahomes) to throw for 450+ yards and 6+ TDs in a game.

AT DETROIT (10/30): 29-of-36 passing (80.6 pct.) for 382 yards, 3 TDs and a QB rating of 138.7; 5 carries for 19 yards (3.8 avg.).

- Completed TD passes to WR Jaylen Waddle twice (5 and 29 yards) and TE Mike Gesicki (11 yards) in the win.
- Threw for 300 yards for the 2nd time in the season.
- Had 253 passing yards and a 144.7 passer rating in the 1st half.
- Surpassed QB David Woodley (5,928) for sixth place in the team's all-time passing yards chart.

AT CHICAGO (11/6): 21-of-30 passing (70.0 pct.) for 302 yards, 3 TDs and a QB rating of 135.7.

- Became the first QB in franchise history to post back-to-back games with 300+ yards passing, 3+ passing TDs and 0 interceptions.
- Completed a 3-yard TD pass to WR Tyreek Hill in the



2nd quarter.

- Threw 2 TD passes in the 3rd quarter – 1 to WR Jaylen Waddle (18 yards) and 1 to RB Jeff Wilson Jr. (10 yards).

POSTSEASON:

AFC WILD CARD AT BUFFALO (1/15): Inactive.

HONORS:

- Don Shula Leadership Award.
- Polynesian Pro Football Offensive Player of the Year.
- FedEx Air NFL Player of the Week (vs. Cleveland, 11/13).
- FedEx Air NFL Player of the Week (at Chicago, 11/6).
- FedEx Air NFL Player of the Week (at Detroit, 10/30).
- AFC Offensive Player of the Week (at Baltimore, 9/18).
- FedEx Air NFL Player of the Week (at Baltimore, 9/18).

2021 (MIAMI):

- Played in 13 games with 12 starts.
- Dressed but did not play in 1 game.
- Missed 3 games after being placed on injured reserve on Sept. 25 and activated on Oct. 16.
- 263-of-388 passing (67.8 pct.) for 2,653 yards, 16 TDs and a QB rating of 90.1.
- 42 carries for 128 yards (3.0 avg.) and 3 TDs.

AT JACKSONVILLE IN LONDON (10/17): 33-of-47 passing (70.2 pct.) for 329 yards, 2 TDs and a QB rating of 95.1; 3 carries for 22 yards (7.3 avg.).

- Completed a 6-yard TD pass to WR Jaylen Waddle in the 1st quarter to give Miami a 7-0 lead.
- Completed a 2-yard TD pass to WR Jaylen Waddle in the 4th quarter.

VS. ATLANTA (10/24): 32-of-40 passing (80.0 pct.) for 291 yards, 4 TDs and a QB rating of 109.5.

- Completed a 10-yard TD pass to WR Isaiah Ford in the 1st quarter to give Miami a 7-0 lead.
- Completed a 6-yard TD pass to TE Mike Gesicki in the 3rd quarter.
- Completed a 7-yard TD pass to RB Myles Gaskin in the 4th quarter.
- Completed a 4-yard TD pass to WR Mack Hollins in the 4th quarter to give Miami a 28-27 lead.

VS. BALTIMORE (11/11): 8-of-13 passing (61.5 pct.) for 158 yards for a QB rating of 104.0; 3 carries for 0 yards and 1 TD.

- Scored on a 1-yard TD run in the 4th quarter to extend Miami's lead to 22-10.

AT N.Y. JETS (11/21): 27-of-33 passing (81.8 pct.) for 273 yards and 2 TDs for a QB rating of 108.7; 3 carries for 6 yards (2.0 avg.).

- Completed a 65-yard TD pass to WR Mack Hollins in the 3rd quarter to give Miami a 14-7 lead.
- Completed a 5-yard TD pass to RB Myles Gaskin in the 4th quarter to give Miami a 21-14 lead.

2020 (MIAMI):

- Played in 10 games with 9 starts.
- Inactive for 1 game.
- Dressed but did not play in 5 games.
- 186-of-290 passing (64.1 pct.) for 1,814 yards, 11 TDs and a QB rating of 87.1.
- 36 carries for 109 yards (3.0 avg.) and 3 TDs.

VS. N.Y. JETS (10/18): 2-of-2 passing (100.0 pct.) for 9 yards for a QB rating of 85.4.

- Made his NFL and Dolphins debut.

- Became the 4th left-handed QB to throw a pass for the Dolphins, joining Jim Del Gaizo, Scott Mitchell and Pat White.

AT ARIZONA (11/8): 20-of-28 passing (71.4 pct.) for 248 yards, 2 TDs and a QB rating of 122.3; 7 carries for 35 yards (5.0 avg.).

- Completed a 9-yard TD pass to WR Preston Williams to extend Miami's lead to 21-14.
- Completed an 11-yard TD pass to WR Mack Hollins in the 4th quarter to even the score 31-31.
- Trailing by 7 entering the 4th quarter, completed 6-of-8 (75.0 pct.) passes for 67 yards and 1 TD in final frame to lead come-from-behind win.
- Became the 1st Dolphins player to have a game-winning drive in the 4th quarter or OT within his 1st 2 NFL starts since Chad Henne in 2009.
- It was the 1st 4th-quarter comeback of his career.

VS. KANSAS CITY (12/13): 28-of-48 passing (58.3 pct.) for 316 yards, 2 TDs and a QB rating for 83.3; 6 carries for 24 yards (4.0 avg.) and 1 TD.

- Completed a 7-yard TD pass to TE Mike Gesicki to give Miami a 7-0 lead.
- Completed a 29-yard TD pass to TE Mike Gesicki in the 4th quarter.
- Scored on a 1-yard TD run in the 4th quarter.
- Posted the 1st 300-yard passing game of his career.

VS. NEW ENGLAND (12/20): 20-of-26 passing (76.9 pct.) for 145 yards and a QB rating of 73.4; 3 carries for 9 yards (3.0 avg.) and 2 TDs.

- Scored on a 3-yard TD run in the 4th quarter to give Miami a 15-12 lead.
- Scored on a 1-yard TD run in the 4th quarter to extend Miami's lead to 22-12.
- Became the 5th QB in Dolphins history to have 2 rushing TDs in the same game and 1st since QB Cleo Lemon on 10/14/07 at Cleveland.

HONORS:

- Pepsi NFL Rookie of the Week (vs. Kansas City, 12/13).
- Pepsi NFL Rookie of the Week (vs. Cincinnati, 12/6).

BEFORE THE NFL

COLLEGE (ALABAMA):

- 3-year letterman (2017-19) and 2-year starter.

CAREER: Played in 33 career games with 24 starts; 474-of-684 passing (69.3 pct.) for 7,442 yards and 87 TDs; 107 carries for 340 yards (3.2 avg.) and 9 TDs.

- His 87 career passing TDs set a school record.
- His 7,442 career passing yards ranked 3rd in school history.

JUNIOR (2019): Started 9 games; 180-of-252 passing (71.4 pct.) for 2,840 yards and 33 TDs; 23 carries for 17 yards (0.7 avg.) and 2 TDs.

- Co-Polynesian Player of the Year.
- Won the Bobby Bowden Award (Division I player who epitomizes a student-athlete from a faith perspective).
- 2nd-team All-SEC.

SOPHOMORE (2018): Started all 15 games; 245-of-355 passing (69.0 avg.) for 3,966 yards and 43 TDs; 57 carries for 190 yards (3.3 avg.) and 5 TDs.

- His 43 TD passes were a single-season school record.
- His 3,966 passing yards were a single-season school record.
- His 245 completions ranked 4th in school history.



- His 48 total TDs led the SEC and ranked 2nd nationally.
- Consensus All-American.
- Walter Camp Player of the Year.
- Won the Maxwell Award (nation's top all-around player).
- Sporting News National Player of the Year.
- SEC Offensive Player of the Year.
- 1st-team All-SEC.
- Finalist for the Davey O'Brien Award (best quarterback).

TRUE FRESHMAN (2017): Played in 9 games; 49-of-77 passing (63.6 pct.) and 11 TDs; 27 carries for 133 yards (4.9 avg.) and 2 TDs.

- Entered the game in the 2nd half and helped the team win the College Football Playoff National Championship.
- College Football Playoff National Championship Offensive MVP.

HIGH SCHOOL (SAINT LOUIS SCHOOL – HONOLULU, HAWAII)

CAREER: 8,158 passing yards and 84 TDs; 1,727 rushing yards and 27 TDs.

- His 8,158 passing yards were a new Hawaii high school record.

SENIOR (2016): 3,932 passing yards and 43 TDs.

- Hawaii Gatorade Player of the Year.
- Won a state championship.

OFF THE FIELD

COMMUNITY:

2024:

- Hosted 3rd annual "Luau with Tua" in South Florida, benefitting the Tua Foundation.

2023:

- Hosted 2nd annual "Luau with Tua" in South Florida, benefitting Special Olympics and the Jason Taylor Foundation.

2022:

- Hosted 1st annual "Luau with Tua" in South Florida, which raised more than \$50,000 for Big Brothers Big Sisters of Miami-Dade and Broward counties.

2021:

- Volunteered at the Miami Dolphins holiday event to spend time with and provide dinner and children's gifts for South Florida families.
- In 2021, established the Tua Foundation, dedicated to the support of youth initiatives, health and wellness and other charitable causes.

2020:

- In 2020, established a \$300,000 permanent scholarship endowment at his high school alma mater, Saint Louis School in Honolulu, Hawaii.

PERSONAL:

- **PRONUNCIATION:** Name is pronounced TOO-uh TUNG-oh-vai-LOA.
- **MAJOR:** Communication studies.

TUA TAGOVAILOA'S NFL REGULAR SEASON PASSING/RUSHING STATISTICS

DATE	TEAM	PASSING													RUSHING				
		GP	GS	ATT.	CMP.	PCT.	YDS	AVG.	TD	INT.	LG	SK	LST	RATE	NO.	YDS.	AVG.	LG	TD
2020	Miami	10	9	290	186	64.1	1,814	6.3	11	5	35	20	136	87.1	36	109	3.0	17	3
2021	Miami	13	12	388	263	67.8	2,653	6.8	16	10	65t	20	152	90.1	42	128	3.0	23	3
2022	Miami	13	13	400	259	64.8	3,548	8.9	25	8	84t	21	163	105.5	24	70	2.9	18	0
2023	Miami	17	17	560	388	69.3	4,624	8.3	29	14	78t	29	171	101.1	35	74	2.1	9	0
2024	Miami	11	11	399	291	72.9	2,867	7.2	19	7	80t	21	154	101.4	17	49	2.9	13	0
2025	Miami	14	14	384	260	67.7	2,660	6.9	20	15	47	30	195	88.5	20	43	2.2	8	0
TOTALS		78	76	2,421	1,647	68.0	18,166	7.5	120	59	84t	141	971	96.4	174	473	2.7	23	6

TUA TAGOVAILOA'S NFL POSTSEASON PASSING/RUSHING STATISTICS

DATE	TEAM	PASSING													RUSHING				
		GP	GS	ATT.	CMP.	PCT.	YDS	AVG.	TD	INT.	LG	SK	LST	RATE	NO.	YDS.	AVG.	LG	TD
2022	Miami	0	0	0	0	0.0	0	0.0	0	0	0	0	0	0.0	0	0	0.0	0	0
2023	Miami	1	1	39	20	51.3	199	5.1	1	1	53t	2	11	63.9	3	25	8.3	14	0
TOTALS		1	1	39	20	51.3	199	5.1	1	1	53t	2	11	63.9	3	25	8.3	14	0

SINGLE-GAME HIGHS: QUARTERBACK

Pass Attempts 58 at Buffalo, Jan 03, 2021
Pass Completions 37 at Green Bay, Nov 28, 2024
Yards Passing 469 at Baltimore, Sep 18, 2022
TD Passes 6 at Baltimore, Sep 18, 2022
Long Passes 84t vs. Green Bay, Dec 25, 2022
Completion Percentage 89.3 at Buffalo, Nov 03, 2024

Passer Rating 155.8 vs. Denver, Sep 24, 2023
Rush Attempts 7 vs. N.Y. Jets, Dec 19, 2021
...1 more at 7.
Rushing Yards 38 vs. New England, Jan 09, 2022
Rushing Average 5.0 at Arizona, Nov 08, 2020
Longest Runs 23 vs. New England, Jan 09, 2022
Rushing TDs 2 vs. New England, Dec 20, 2020



300-YARD PASSING GAMES (17): REGULAR SEASON

DATE	TEAM	NO.	YDS.	AVG.	LG	TD
12/13/20	KANSAS CITY	28	316	11.3	29t	2
01/03/21	at Buffalo	35	361	10.3	31	1
10/17/21	at Jacksonville	33	329	10.0	32	2
09/18/22	at Baltimore	36	469	13.0	60t	6
10/30/22	at Detroit	29	382	13.2	42	3
11/06/22	at Chicago	21	302	14.4	39	3
12/25/22	GREEN BAY	16	310	19.4	84t	1
09/10/23	at L.A. Chargers	28	466	16.6	47	3
09/24/23	DENVER	23	309	13.4	54t	4
10/08/23	N.Y. GIANTS	22	308	14.0	69t	2
10/29/23	NEW ENGLAND	30	324	10.8	42t	3
11/19/23	LAS VEGAS	28	325	11.6	38t	2
09/08/24	JACKSONVILLE	23	338	14.7	80t	1
11/24/24	NEW ENGLAND	29	317	10.9	29	4
11/28/24	at Green Bay	37	365	9.9	30	2
12/08/24	N.Y. JETS	33	331	10.0	21	2
09/14/25	NEW ENGLAND	26	315	12.1	47	2

2020 GAME-BY-GAME REGULAR-SEASON STATISTICS (MIAMI)

DATE	OPPONENT	P/S	PASSING											RUSHING				W/L	SCORE
			ATT	CMP	YDS	PCT	Y/A	Y/C	TD	INT	LG	SK/YD	RATE	ATT	YDS	LG	TD		
09/13	at New England																	L	11-21
09/20	Buffalo																	L	28-31
09/24	at Jacksonville																	W	31-13
10/04	Seattle																	L	23-31
10/11	at San Francisco																	W	43-17
10/18	N.Y. Jets	P	2	2	9	100.0	4.5	4.5	0	0	7	0/0	85.4	0	0	0	0	W	24-0
11/01	L.A. Rams	S	22	12	93	54.5	4.2	7.8	1	0	15	1/3	80.3	2	0	2	0	W	28-17
11/08	at Arizona	S	28	20	248	71.4	8.9	12.4	2	0	35	3/27	122.3	7	35	17	0	W	34-31
11/15	L.A. Chargers	S	25	15	169	60.0	6.8	11.3	2	0	23	0/0	106.9	6	-1	2	0	W	29-21
11/22	at Denver	S	20	11	83	55.0	4.2	7.5	1	0	13	6/33	81.9	0	0	0	0	L	13-20
11/29	at N.Y. Jets																	W	20-3
12/06	Cincinnati	S	39	26	296	66.7	7.6	11.4	1	0	35	0/0	97.8	3	3	4	0	W	19-7
12/13	Kansas City	S	48	28	316	58.3	6.6	11.3	2	1	29t	4/29	83.3	6	24	9	1	L	27-33
12/20	New England	S	26	20	145	76.9	5.6	7.3	0	1	15	2/12	73.4	3	9	5	2	W	22-12
12/26	at Las Vegas	S	22	17	94	77.3	4.3	5.5	1	0	14	3/23	99.4	3	11	7	0	W	26-25
01/03	at Buffalo	S	58	35	361	60.3	6.2	10.3	1	3	31	1/9	62.5	6	28	16	0	L	26-56
2020 TOTALS			10-9	290	186	1,814	64.1	6.3	9.8	11	5	35	20/136	87.1	36	109	17	3	10-6

2021 GAME-BY-GAME REGULAR-SEASON STATISTICS (MIAMI)

DATE	OPPONENT	P/S	PASSING											RUSHING				W/L	SCORE
			ATT	CMP	YDS	PCT	Y/A	Y/C	TD	INT	LG	SK/YD	RATE	ATT	YDS	LG	TD		
09/12	at New England	S	27	16	202	59.3	7.5	12.6	1	1	36	2/17	79.6	4	1	3t	1	W	17-16
09/19	Buffalo	S	4	1	13	25.0	3.3	13.0	0	0	13	2/13	40.6	0	0	0	0	L	0-35
09/26	at Las Vegas																	L	28-31+
10/03	Indianapolis																	L	17-27
10/10	at Tampa Bay																	L	17-45
10/17	at Jacksonville	S	47	33	329	70.2	7.0	10.0	2	1	32	0/0	95.1	3	22	8	0	L	20-23
10/24	Atlanta	S	40	32	291	80.0	7.3	9.1	4	2	27	1/10	109.5	4	29	9	0	L	28-30
10/31	at Buffalo	S	39	21	205	53.8	5.3	9.8	0	1	40	2/11	58.2	4	10	6	1	L	11-26
11/07	Houston																	W	17-9
11/11	Baltimore	P	13	8	158	61.5	12.2	19.8	0	0	64	1/6	104.0	3	0	1t	1	W	22-10
11/21	at N.Y. Jets	S	33	27	273	81.8	8.3	10.1	2	1	65t	0/0	108.7	3	6	7	0	W	24-17
11/28	Carolina	S	31	27	230	87.1	7.4	8.5	1	0	57	2/26	108.3	4	0	2	0	W	33-10
12/05	N.Y. Giants	S	41	30	244	73.2	6.0	8.1	2	0	25	2/15	104.1	2	1	2	0	W	20-9
12/19	N.Y. Jets	S	27	16	196	59.3	7.3	12.3	2	2	37	1/0	75.5	7	19	9	0	W	31-24
12/27	at New Orleans	S	26	19	198	73.1	7.6	10.4	1	1	40	2/25	91.5	1	1	1	0	W	20-3
01/02	at Tennessee	S	38	18	205	47.4	5.4	11.4	0	1	45	4/23	53.1	2	1	1	0	L	3-34
01/09	New England	S	22	15	109	68.2	5.0	7.3	1	0	17	1/6	94.7	5	38	23	0	W	33-24
2021 TOTALS			13-12	388	263	2,653	67.8	6.8	10.1	16	10	65t	20/152	90.1	42	128	23	3	9-8

+ - Overtime



2022 GAME-BY-GAME REGULAR-SEASON STATISTICS (MIAMI)

DATE	OPPONENT	P/S	PASSING										RUSHING				W/L	SCORE	
			ATT	CMP	YDS	PCT	Y/A	Y/C	TD	INT	LG	SK/YD	RATE	ATT	YDS	LG			TD
09/11	New England	S	33	23	270	69.7	8.2	11.7	1	0	42t	3/28	104.4	2	0	0	0	W	20-7
09/18	at Baltimore	S	50	36	469	72.0	9.4	13.0	6	2	60t	1/8	124.1	1	1	1	0	W	42-38
09/25	Buffalo	S	18	13	186	72.2	10.3	14.3	1	0	45	1/7	123.8	1	0	0	0	W	21-19
09/29	at Cincinnati	S	14	8	110	57.1	7.9	13.8	0	1	26	1/10	52.7	0	0	0	0	L	15-27
10/09	at N.Y. Jets																	L	17-40
10/16	Minnesota																	L	16-24
10/23	Pittsburgh	S	35	21	261	60.0	7.5	12.4	1	0	32	0/0	92.7	4	15	7	0	W	16-10
10/30	at Detroit	S	36	29	382	80.6	10.6	13.2	3	0	42	2/13	138.7	5	19	18	0	W	31-27
11/06	at Chicago	S	30	21	302	70.0	10.1	14.4	3	0	39	0/0	135.7	5	0	4	0	W	35-32
11/13	Cleveland	S	32	25	285	78.1	8.9	11.4	3	0	29	0/0	135.0	1	0	0	0	W	39-17
11/27	Houston	S	36	22	299	61.1	8.3	13.6	1	0	34	4/26	96.9	0	0	0	0	W	30-15
12/04	at San Francisco	S	33	18	295	54.5	8.9	16.4	2	2	75t	3/20	79.7	0	0	0	0	L	17-33
12/11	at L.A. Chargers	S	28	10	145	35.7	5.2	14.5	1	0	60t	2/18	65.3	3	28	14	0	L	17-23
12/17	at Buffalo	S	30	17	234	56.7	7.8	13.8	2	0	67t	2/17	104.0	1	7	7	0	L	29-32
12/25	Green Bay	S	25	16	310	64.0	12.4	19.4	1	3	84t	2/16	80.8	1	0	0	0	L	20-26
01/01	at New England																	L	21-23
01/08	N.Y. Jets																	W	11-6
2022 TOTALS			13-13	400	259	3,548	64.8	8.9	13.7	25	8	84t	21/163	105.5	24	70	18	0	9-8

2023 GAME-BY-GAME REGULAR-SEASON STATISTICS (MIAMI)

2023 GAME-BY-GAME RECORD: JACKSON VANDERBILT (WFLB)																			
DATE	OPPONENT	P/S	PASSING										RUSHING				W/L	SCORE	
			ATT	CMP	YDS	PCT	Y/A	Y/C	TD	INT	LG	SK/YD	RATE	ATT	YDS	LG			TD
09/10	at L.A. Chargers	S	45	28	466	62.2	10.4	16.6	3	1	47	0/0	110.0	5	5	7	0	W	36-34
09/17	at New England	S	30	21	249	70.0	8.3	11.9	1	1	32	1/5	92.2	4	3	4	0	W	24-17
09/24	Denver	S	26	23	309	88.5	11.9	13.4	4	0	54t	0/0	155.8	0	0	0	0	W	70-20
10/01	at Buffalo	S	35	25	282	71.4	8.1	11.3	1	1	23	4/31	92.8	2	7	4	0	L	20-48
10/08	N.Y. Giants	S	30	22	308	73.3	10.3	14.0	2	2	69t	1/6	100.4	2	6	7	0	W	31-16
10/15	Carolina	S	31	21	262	67.7	8.5	12.5	3	0	47	0/0	126.0	1	0	0	0	W	42-21
10/22	at Philadelphia	S	32	23	216	71.9	6.8	9.4	1	1	29	3/10	87.5	1	-3	-3	0	L	17-31
10/29	New England	S	45	30	324	66.7	7.2	10.8	3	1	42t	2/12	100.6	6	8	8	0	W	31-17
11/05	at Kansas City	S	34	21	193	61.8	5.7	9.2	1	0	31t	3/18	87.0	2	7	7	0	L	14-21
11/19	Las Vegas	S	39	28	325	71.8	8.3	11.6	2	1	38t	1/2	103.0	2	6	7	0	W	20-13
11/24	at N.Y. Jets	S	30	21	243	70.0	8.1	11.6	1	2	35	2/15	77.5	2	1	1	0	W	34-13
12/03	at Washington	S	24	18	280	75.0	11.7	15.6	2	0	78t	0/0	141.0	0	0	0	0	W	45-15
12/11	Tennessee	S	33	23	240	69.7	7.3	10.4	0	0	25	5/32	90.5	3	15	8	0	L	27-28
12/17	N.Y. Jets	S	24	21	224	87.5	9.3	10.7	1	0	60t	3/15	119.4	0	0	0	0	W	30-0
12/24	Dallas	S	37	24	293	64.9	7.9	12.2	1	0	50	1/9	98.1	2	-2	-1	0	W	22-20
12/31	at Baltimore	S	38	22	237	57.9	6.2	10.8	2	2	25	3/16	71.9	2	14	9	0	L	19-56
01/07	Buffalo	S	27	17	173	63.0	6.4	10.2	1	2	24	0/0	62.7	1	7	7	0	L	14-21
2023 TOTALS			17-17	560	388	4,624	69.3	8.3	11.9	29	14	78t	29/171	101.1	35	74	9	0	11-6

2024 GAME-BY-GAME REGULAR-SEASON STATISTICS (MIAMI)

2024 GAME BY GAME RESULTS																			
		PASSING												RUSHING					
DATE	OPPONENT	P/S	ATT	CMP	YDS	PCT	Y/A	Y/C	TD	INT	LG	SK/YD	RATE	ATT	YDS	LG	TD	W/L	SCORE
09/08	Jacksonville	S	37	23	338	62.2	9.1	14.7	1	0	80t	3/19	101.0	1	11	11	0	W	20-17
09/12	Buffalo	S	25	17	145	68.0	5.8	8.5	1	3	21	1/6	56.7	2	17	11	0	L	10-31
09/22	at Seattle																	L	3-24
09/30	Tennessee																	L	12-31
10/06	at New England																	W	15-10
10/20	at Indianapolis																	L	10-16
10/27	Arizona	S	38	28	234	73.7	6.2	8.4	1	0	30	1/7	97.9	3	13	13	0	L	27-28
11/03	at Buffalo	S	28	25	231	89.3	8.3	9.2	2	0	28	1/7	124.9	2	3	4	0	L	27-30
11/11	at L.A. Rams	S	28	20	207	71.4	7.4	10.4	1	1	36	3/36	89.4	1	-1	-1	0	W	23-15
11/17	Las Vegas	S	36	28	288	77.8	8.0	10.3	3	0	57t	2/17	127.8	0	0	0	0	W	34-19
11/24	New England	S	40	29	317	72.5	7.9	10.9	4	0	29	2/9	128.9	3	-2	0	0	W	34-15
11/28	at Green Bay	S	46	37	365	80.4	7.9	9.9	2	0	30	5/29	114.2	2	6	9	0	L	17-30
12/08	N.Y. Jets	S	47	33	331	70.2	7.0	10.0	2	0	21	0/0	104.1	1	3	3	0	W	32-26+
12/15	at Houston	S	40	29	196	72.5	4.9	6.8	1	3	21	3/24	60.0	0	0	0	0	L	12-20
12/22	San Francisco	S	34	22	215	64.7	6.3	9.8	1	0	24	0/0	92.2	2	-1	0	0	W	29-17
12/29	at Cleveland																	W	20-3
01/05	at N.Y. Jets																	L	20-32
2024 TOTALS		11-11	399	291	2,867	72.9	7.2	9.9	19	7	80t	21/154	101.4	17	49	13	0	8-9	


+ - Overtime



2025 GAME-BY-GAME REGULAR-SEASON STATISTICS (MIAMI)

DATE	OPPONENT	P/S	PASSING											RUSHING				W/L	SCORE
			ATT	CMP	YDS	PCT	Y/A	Y/C	TD	INT	LG	SK/YD	RATE	ATT	YDS	LG	TD		
09/07	at Indianapolis	S	23	14	114	60.9	5.0	8.1	1	2	21	3/13	51.7	1	7	7	0	L	8-33
09/14	New England	S	32	26	315	81.3	9.8	12.1	2	1	47	5/18	115.5	0	0	0	0	L	27-33
09/18	at Buffalo	S	34	22	146	64.7	4.3	6.6	2	1	19	0/0	81.2	2	10	8	0	L	21-31
09/29	N.Y. Jets	S	25	17	177	68.0	7.1	10.4	2	0	28	0/0	114.9	3	6	5	0	W	27-21
10/05	at Carolina	S	36	27	256	75.0	7.1	9.5	3	0	46t	3/27	122.0	1	5	5	0	L	24-27
10/12	L.A. Chargers	S	32	21	205	65.6	6.4	9.8	1	3	45	2/9	54.8	1	4	4	0	L	27-29
10/19	at Cleveland	S	23	12	100	52.2	4.3	8.3	0	3	28	2/13	24.1	3	6	6	0	L	6-31
10/26	at Atlanta	S	26	20	205	76.9	7.9	10.3	4	0	43t	1/8	138.6	0	0	0	0	W	34-10
10/30	Baltimore	S	40	25	261	62.5	6.5	10.4	0	1	28	2/16	70.9	1	1	1	0	L	6-28
11/09	Buffalo	S	21	15	173	71.4	8.2	11.5	2	2	38t	0/0	88.1	2	-1	0	0	W	30-13
11/16	Washington	S	20	14	171	70.0	8.6	12.2	0	0	31	3/29	96.0	0	0	0	0	W	16-13+
11/30	New Orleans	S	23	12	157	52.2	6.8	13.1	0	1	34	4/23	55.9	4	4	3	0	W	21-17
12/07	at N.Y. Jets	S	21	13	127	61.9	6.0	9.8	1	0	24	1/8	94.7	1	0	0	0	W	34-10
12/15	at Pittsburgh	S	28	22	253	78.6	9.0	11.5	2	1	29	4/31	113.2	1	1	1	0	L	15-28
12/21	Cincinnati		INACTIVE - QB3															L	21-45
12/28	Tampa Bay		INACTIVE - QB3															W	20-17
2025 TOTALS			14-14	384	260	2,660	67.7	6.9	10.2	20	15	47	30/195	88.5	20	43	8	0	7-9

+ = Overtime



11 DANTE TRADER JR.

SAFETY // 5'11" // 202 // MARYLAND '25
ACQUIRED: D5C, '25
HOMETOWN: DELMAR, DEL. // BORN: 02/13/03
NFL SEASON: ROOKIE SEASON // DOLPHINS SEASON: ROOKIE SEASON

NFL CAREER

TRANSACTIONS:

- 5th-round pick (155th overall) by Miami in the 2025 NFL Draft.

CAREER HIGHLIGHTS:

- Played in 16 career games with 3 starts.
- 41 tackles (22 solo) and 1 pass defended.
- 7 special teams tackles (4 solo), 1 forced fumble and 1 fumble recovery.

2025 (MIAMI):

- Played in 16 games with 3 starts.
- 41 tackles (22 solo) and 1 pass defended.
- 7 special teams tackles (4 solo), 1 forced fumble and 1 fumble recovery.

AT INDIANAPOLIS (9/7): 3 tackles (2 solo).

- Made his NFL debut.

VS. N.Y. JETS (9/29): 2 special teams tackles (1 solo), 1 forced fumble and fumble recovery.

- Forced WR Isaiah Williams to fumble the opening kickoff return and recovered it at the New York 36-yard line, giving Miami possession on the second play of the 3rd quarter.

VS. BALTIMORE (10/30): 12 tackles (7 solo); 1 solo special teams tackle.

VS. BUFFALO (11/9): 6 tackles (3 solo).

BEFORE THE NFL

COLLEGE (MARYLAND):

- 4-year letterman (2021-24) and 3-year starter.
- Also played lacrosse, earning 3rd-team All-American honors in 2023.

CAREER: Played in 47 games with 35 starts; 190 tackles (123 solo), 1.0 tackle for loss, 5 interceptions, 20 passes defended and 1 forced fumble.

SENIOR (2024): Started 10 games; 59 tackles (37 solo), 1 interception and 5 passes defended.

- Semifinalist for the Jason Witten Collegiate Man of the Year.

JUNIOR (2023): Started 12 games; 53 tackles (38 solo), 0.5 tackle for loss, 2 interceptions, 8 passes defended and 1 forced fumble.

- Helped team to a second-consecutive 8-win season for the first time since 2001-03.

SOPHOMORE (2022): Started all 13 games; 62 tackles (34 solo), 0.5 tackle for loss, 2 interceptions and 6 passes defended.

- Helped team to an 8-5 record and a Duke's Mayo Bowl victory.
- Tied for the team lead with interceptions.
- Academic All-Big Ten selection.

TRUE FRESHMAN (2021): Played in 12 games; 16 tackles (14 solo) and 1 pass defended.

HIGH SCHOOL (MCDONOUGH SCHOOL – OWINGS MILLS, MD.)

- Also played basketball and lacrosse; was a top-ten ranked lacrosse recruit in the country.
- Transferred from Delmar Senior High School (Delaware) prior to his junior year.

SENIOR (2020):

- Season canceled due to COVID-19 pandemic.

JUNIOR (2019): 25 solo tackles, 6 interceptions and 14 passes defended.

- Helped his team to an 11-1 record.
- 1st-team all-state.

SOPHOMORE (2018):

- 2nd-team all-state.

FRESHMAN (2017):

- Helped his team to the Delaware state championship.

OFF THE FIELD

PERSONAL:

- MAJOR:** African American studies.

DANTE TRADER JR.'S NFL REGULAR SEASON DEFENSIVE STATISTICS

		TACKLES										INTERCEPTIONS					O. FUMB				ST				MISC			
DATE	TEAM	GP	GS	TK	S	A	TFL	YDS	SK	YDS	QBH	NO	YDS	LG	TD	PD	FF	FR	TD	YDS	TK	S	A	FF	FR	S	A	
2025	Miami	16	3	41	22	19	0	0	0.0	0.0	0	0	0	0	0	1	0	0	0	0	7	4	3	1	1	1	0	0
NFL TOTALS		16	3	41	22	19	0	0	0.0	0.0	0	0	0	0	0	1	0	0	0	0	7	4	3	1	1	1	0	0


SINGLE-GAME HIGHS: DEFENSIVE

Total Tackles
Solo Tackles
Passes Defended

12 vs. Baltimore, Oct 30, 2025
7 vs. Baltimore, Oct 30, 2025
1 at Atlanta, Oct 26, 2025

Special Teams Tackles
Special Teams Forced Fumbles
Special Teams Fumble Recoveries

2 vs. N.Y. Jets, Sep 29, 2025
1 vs. N.Y. Jets, Sep 29, 2025
1 vs. N.Y. Jets, Sep 29, 2025



17 JAYLEN WADDLE

WIDE RECEIVER // 5'10" // 185 // ALABAMA '21

ACQUIRED: D1A, '21

HOMETOWN: HOUSTON, TEXAS // BORN: 11/25/98

NFL SEASON: FIFTH SEASON // DOLPHINS SEASON: FIFTH SEASON

NFL CAREER

TRANSACTIONS:

- 1st-round pick (6th overall) by Miami in the 2021 NFL Draft.

CAREER HONORS:

- No. 63 on the NFL Network Top 100 list in 2024
- No. 44 on the NFL Network Top 100 list in 2023.
- No. 63 on the NFL Network Top 100 list in 2022.
- 2021 Dan Marino Most Valuable Player Award.
- 2021 PFWA All-Rookie Team.

CAREER HIGHLIGHTS:

- Started 78 career games.
- 373 receptions for 5,039 yards (13.5 avg.) and 26 TDs.
- 14 carries for 81 yards (5.8 avg.) and 1 TD.
- 1-of-1 passing (100.0 pct.) for 8 yards and a passer rating of 100.0.
- 9 kickoff returns for 158 yards (17.6 avg.).
- 5 punt returns for 35 yards (7.0 avg.).
- 14 miscellaneous tackles.
- Started 2 postseason games.
- Holds the Dolphins record for most receiving yards in the 1st 5 years of a career with 5,039:

MOST RECEIVING YARDS IN 1ST 5 SEASONS IN DOLPHINS HISTORY

PLAYER	YEARS	REC.	YDS	TDs
1. JAYLEN WADDLE	2021-25	373	5,039	26
2. Chris Chambers	2001-05	315	4,596	39
3. Mark Clayton	1983-87	255	4,425	40
4. Mark Duper	1982-86	224	4,272	32
5. Jarvis Landry	2014-17	400	4,038	22

- Is the 1st player in Dolphins history to post 3 consecutive 1,000-yard receiving seasons.
- His 1,356 receiving yards in 2022 ranked 7th in the NFL:

MOST RECEIVING YARDS (2022)

PLAYER	TEAM	REC	YDS	TDs
1. Justin Jefferson	Min.	128	1,809	8
2. Tyreek Hill	Mia.	119	1,710	7
3. Davante Adams	LV	100	1,516	14
4. A.J. Brown	Phi.	88	1,496	11
5. Stefon Diggs	Buf.	108	1,429	11
6. CeeDee Lamb	Dal.	107	1,359	9
7. JAYLEN WADDLE	MIA.	75	1,356	8
8. Travis Kelce	KC	110	1,338	12
9. DeVonta Smith	Phi.	95	1,196	7
10. Terry McLaurin	Was.	77	1,191	5

- His 1,356 receiving yards in 2022 are 4th in single-season franchise history:

MOST RECEIVING YARDS IN DOLPHINS HISTORY (SINGLE SEASON)

PLAYER	YEAR	REC	YDS	TDs
1. Tyreek Hill	2023	119	1,799	13
2. Tyreek Hill	2022	119	1,710	7
3. Mark Clayton	1984	73	1,389	18
4. JAYLEN WADDLE	2022	75	1,356	8
5. Mark Duper	1986	67	1,313	11

- Had 2,371 yards in his 1st 2 NFL seasons, which was

10th-most in NFL history by a player in the 1st 2 years of a career:

MOST RECEIVING YARDS IN 1ST 2 YEARS OF CAREER

PLAYER	TEAM	YEARS	REC	YDS
1. Justin Jefferson	Min.	2020-21	196	3,016
2. Odell Beckham Jr.	NYG	2014-25	187	2,755
3. Randy Moss	Cin.	1998-99	149	2,726
4. Ja'Marr Chase	SF	2021-22	168	2,501
5. Jerry Rice	Cle.	1985-86	135	2,497
6. Josh Gordon	Cle.	2012-13	137	2,451
7. Torry Holt	StL	1999-2000	134	2,423
8. A.J. Green	Cin.	2011-12	162	2,407
9. Michael Thomas	NO.	2016-17	196	2,382
10. JAYLEN WADDLE	MIA.	2021-22	179	2,371

- His 104 receptions in 2021 set an NFL rookie record at the time:

MOST RECEPTIONS BY A ROOKIE IN NFL HISTORY

PLAYER	TEAM	YEAR	REC	YDS	TDs
1. Puka Nacua	LAR	2023	105	1,486	6
2. JAYLEN WADDLE	MIA.	2021	104	1,015	6
3. Anquan Boldin	Ari.	2003	101	1,377	8
4. Michael Thomas	NO	2016	92	1,137	9
5. Odell Beckham Jr.	NYG	2014	91	1,305	12
Saquan Barkley	NYG	2018	91	721	4
Eddie Royal	Den.	2008	91	980	5
8. Teddy Glenn	NE	1996	90	1,132	6
Amon-Ra St. Brown	Det.	2021	90	912	5

- His 104 receptions in 2021 set a Dolphins rookie record:

MOST RECEPTIONS BY A DOLPHINS ROOKIE

PLAYER	YEAR	REC	YDS	TDs
1. JAYLEN WADDLE	2021	104	1,015	6
2. Jarvis Landry	2014	84	758	5
3. Terry Kirby	1993	75	874	3
4. Jack Clancy	1967	67	868	2
5. Davone Bess	2008	54	554	1

- Had the 2nd-most receptions (125) in NFL history in a player's 1st 20 career games:

MOST RECEPTIONS IN FIRST 20 NFL GAMES

PLAYER	YEAR	TEAM	YDS
1. Odell Beckham Jr.	2014-15	NYG	141
2. JAYLEN WADDLE	2021-22	MIA.	125
3. Anquan Boldin	2003-04	Ari.	121

- His 104 receptions in 2021 are the 5th-most in a season in Dolphins history:

DOLPHINS SINGLE-SEASON RECEPTIONS LEADERS

PLAYER	YEAR	REC	YDS	TDs
1. Tyreek Hill	2023	119	1,799	13
Tyreek Hill	2022	119	1,710	7
3. Jarvis Landry	2017	112	987	9
4. Jarvis Landry	2015	110	1,157	4
5. JAYLEN WADDLE	2021	104	1,015	6

- His 1,015 receiving yards in 2021 set a Dolphins rookie record.



DOLPHINS ALL-TIME ROOKIE RECEIVING YARDS LEADERS

PLAYER	YEAR	REC	YDS	TDS
1. JAYLEN WADDLE	2021	104	1,015	6
2. Chris Chambers	2001	48	883	7
3. Terry Kirby	1993	75	874	3
4. Jack Clancy	1967	67	868	2
5. Jarvis Landry	2014	84	758	5

2025 (MIAMI):

- Started 16 games.
- 64 receptions for 910 yards (14.2 avg.) and 6 TDs.
- 2 carries for 28 yards (14.0 avg.).
- 1-of-1 passing (100.0 pct.) for 8 yards and a passer rating of 100.0.
- 4 miscellaneous tackles.

VS. NEW ENGLAND (9/14): 5 receptions for 68 yards (13.6 avg.) and 1 TD.

- Caught an 18-yard TD pass from QB Tua Tagovailoa with 11:19 remaining in the 2nd quarter.

AT BUFFALO (9/18): 5 receptions for 39 yards (7.8 avg.) and 1 TD; 1 miscellaneous tackle.

- Caught a 3-yard TD pass from QB Tua Tagovailoa to make it a tie game, 14-14, going into halftime.

AT CAROLINA (10/5): 6 receptions for 110 yards (18.3 avg.) and 1 TD.

- Caught a 46-yard TD pass from QB Tua Tagovailoa to give Miami the lead, 24-20, with 4:42 remaining in the game.

VS. L.A. CHARGERS (10/12): 6 receptions for 95 yards (15.8 avg.); 1-of-1 passing (100.0 pct.) for 8 yards and a passer rating of 100.0.

AT ATLANTA (10/26): 5 receptions for 99 yards (19.8 avg.) and 1 TD.

- Caught a 43-yard TD pass from QB Tua Tagovailoa to give Miami a 24-3 lead with 4:18 remaining in the 4th quarter.

VS. BUFFALO (11/9): 5 receptions for 84 yards (16.8 avg.) and 1 TD; 1 miscellaneous tackle.

- Caught a 38-yard TD pass from QB Tua Tagovailoa to extend Miami's lead 13-0 to start the 2nd quarter.

AT N.Y. JETS (12/7): 5 receptions for 50 yards (10.0 avg.) and 1 TD; 1 carry for 21 yards.

- Caught a 3-yard TD pass from QB Tua Tagovailoa to give Miami a 7-0 lead on the opening drive.

2024 (MIAMI):

- Started 15 games.
- Inactive for 2 games.
- 58 receptions for 744 yards (12.8 avg.) and 2 TDs.
- 4 carries for 12 yards (3.0 avg.).
- 2 miscellaneous tackles.

VS. JACKSONVILLE (9/8): 5 receptions for 109 yards (21.8 avg.); 1 carry for 3 yards.

AT BUFFALO (11/3): 2 receptions for -4 yards (-2.0 avg.) and 1 TD.

- Caught a 7-yard TD pass from QB Tua Tagovailoa to tie the game, 27-27, with 1:38 remaining in the 4th quarter.

VS. NEW ENGLAND (11/24): 8 receptions for 144 yards (18.0 avg.) and 1 TD.

- Caught a 23-yard TD pass from QB Tua Tagovailoa to

extend Miami's lead to 31-0 with 1:37 remaining in the 3rd quarter.

VS. N.Y. JETS (12/8): 9 receptions for 99 yards (11.0 avg.).

HONORS:

- No. 63 on the NFL Network Top 100 list.

2023 (MIAMI):

- Started 14 games.
- Inactive for 3 games.
- 72 receptions for 1,014 yards (14.1 avg.) and 4 TDs.
- 3 carries for 12 yards (4.0 avg.).
- 3 miscellaneous tackles.

VS. NEW ENGLAND (10/29): 7 receptions for 121 yards (17.3 avg.) and 1 TD.

- Caught a 31-yard TD pass from QB Tua Tagovailoa to give Miami a 31-17 lead with 2:43 left in the game.

AT N.Y. JETS (11/24): 8 receptions for 114 yards (14.3 avg.).

VS. N.Y. JETS (12/17): 8 receptions for 142 yards (17.8 avg.) and 1 TD.

- Caught a 60-yard TD pass from QB Tua Tagovailoa with 7:42 remaining in the 2nd quarter to extend Miami's lead to 17-0.

VS. DALLAS (12/24): 1 reception for 50 yards (50.0 avg.); 1 carry for 2 yards (2.0 avg.).

- Became the 1st player in team history to post 3 consecutive 1,000-yard receiving seasons.

POSTSEASON:

AFC WILD CARD AT KANSAS CITY (1/13): 2 receptions for 31 yards (15.5 avg.); 1 carry for 9 yards (9.0 avg.).

HONORS:

- No. 44 on the NFL Network Top 100 list.

2022 (MIAMI):

- Started all 17 games.
- 75 receptions for 1,356 yards (18.1 avg.) and 8 TDs.
- 3 carries for 26 yards (8.7 avg.).
- 1 miscellaneous tackle.

VS. NEW ENGLAND (9/11): 4 receptions for 69 yards (17.3 avg.) and 1 TD; 1 carry for 8 yards.

- Caught a 42-yard TD pass from QB Tua Tagovailoa with 18 seconds remaining in the 1st half on a 4th-and-7 snap.

AT BALTIMORE (9/18): 11 receptions for 171 yards (15.5 avg.) and 2 TDs.

- Caught a 7-yard TD pass from QB Tua Tagovailoa with 14 seconds remaining to cap a 21-point come-from-behind victory.
- Had a 59-yard reception from Tagovailoa in the 2nd quarter.
- Also grabbed a 6-yard TD pass from Tagovailoa in the 2nd quarter.
- It was his 4th career double-digit reception game in just his 18th career NFL contest.
- Joined WR Tyreek Hill as the only NFL teammates during the Super Bowl era to total at least 170 receiving yards and 2 receiving TDs in the same game.

VS. BUFFALO (9/25): 4 receptions for 102 yards (25.5 avg.); 1 carry for 9 yards.

- Caught passes of 32 and 45 yards on the same



possession that proved to be the game-winning TD drive in the 4th quarter.

- Became the 1st Dolphins player to record back-to-back 100-yard receiving games since WR DeVante Parker did so on Dec. 22, 2019 vs. Cincinnati (111) and Dec. 29, 2019 at New England (137).

AT DETROIT (10/30): 8 receptions for 106 yards (13.3 avg.) and 2 TDs.

- Caught TD passes of 5 and 29 yards from QB Tua Tagovailoa in the 1st half.
- Marked his 3rd consecutive game with at least 85 receiving yards.
- It was the 3rd multi-TD game of his career.

VS. GREEN BAY (12/25): 5 receptions for 143 yards (28.6) and 1 TD.

- Caught an 84-yard TD pass from QB Tua Tagovailoa in the 1st quarter.
- Posted his 6th 100-yard receiving game of the season.

POSTSEASON:

AFC WILD CARD AT BUFFALO (1/15): 3 receptions for 44 yards (14.7 avg.); 1 carry for 8 yards.

HONORS:

- No. 63 on the NFL Network Top 100 list.

2021 (MIAMI):

- Started 16 games.
- Missed 1 game on the Reserve/COVID-19 list.
- 104 receptions for 1,015 yards (9.8 avg.) and 6 TDs.
- 2 carries for 3 yards (1.5 avg.) and 1 TD.
- 9 kickoff returns for 158 yards (17.6 avg.).
- 5 punt returns for 35 yards (7.0 avg.).
- 4 miscellaneous tackles.

AT NEW ENGLAND (9/12): 4 receptions for 61 yards (15.3 avg.) and 1 TD.

- Caught a 3-yard TD pass from QB Tua Tagovailoa in the 3rd quarter to give Miami a 17-10 lead.
- It was his 1st career TD.
- Made his NFL debut.

AT LAS VEGAS (9/26): 12 receptions for 58 yards (4.8 avg.).

- His 12 receptions set a Dolphins rookie record.

AT JACKSONVILLE IN LONDON (10/17): 10 receptions for 70 yards (7.0 avg.) and 2 TDs.

- Caught a 6-yard TD pass from QB Tua Tagovailoa in the 1st quarter.
- Caught a 2-yard TD pass from QB Tua Tagovailoa in the 4th quarter.
- Became the 1st rookie in Dolphins history to have multiple 10+ reception games.
- Became the 5th rookie in Dolphins history to catch multiple TDs in a game.

VS. CAROLINA (11/28): 9 receptions for 137 yards (15.2 avg.) and 1 TD; 1 punt return for 7 yards.

- Caught a 9-yard TD pass from QB Tua Tagovailoa in the 2nd quarter to give Miami a 14-7 lead.
- It was his 1st career 100-yard receiving game.

VS. N.Y. GIANTS (12/5): 9 receptions for 90 yards (10.0 avg.); 2 kickoff returns for 32 yards (16.0 avg.); 1 punt return for 7 yards.

- Broke the team record for receptions in a season by a rookie (86).

AT NEW ORLEANS (12/27): 10 receptions for 92 yards (9.2 avg.) and 1 TD.

- Caught a 1-yard TD pass from QB Tua Tagovailoa in the 3rd quarter to extend Miami's lead to 17-3.
- Became the 2nd rookie in NFL history to have 3+ games with 10+ receptions (Odell Beckham Jr.).
- His 10 receptions matched HOF WR Jerry Rice's record for most receptions by an NFL rookie on Monday Night Football.

VS. NEW ENGLAND (1/9): 5 receptions for 27 yards (5.4 avg.) and 1 TD.

- Caught a 7-yard TD pass from QB Tua Tagovailoa in the 1st quarter to give Miami a 7-0 lead.
- Broke the NFL record for receptions in a season by a rookie (104).

HONORS:

- Dan Marino Most Valuable Player Award.
- Became the 1st Dolphins rookie to win the team MVP award since Zach Thomas in 1996.
- PFWA All-Rookie Team.

BEFORE THE NFL

COLLEGE (ALABAMA):

- 3-year letterman (2018-20).

CAREER: Played in 34 games with 9 starts; 106 receptions for 1,999 yards (18.9 avg.) and 17 TDs; 4 carries for 17 yards (4.3 avg.); 9 kickoff returns for 214 yards (23.8 avg.) and 1 TD; 38 punt returns for 733 yards (19.3 avg.) and 2 TDs.

- 2nd-team All-SEC return specialist.
- His 18.9 yards per catch ranked 2nd in school history (min. 100 rec.).
- His 733 career punt return yards ranked 6th in school history.

JUNIOR (2020): Played in 6 games with 3 starts; 28 receptions for 591 yards (21.1 avg.) and 4 TDs; 3 carries for 12 yards (4.0 avg.); 4 kickoff returns for 39 yards (9.8 avg.); 2 punt returns for 13 yards (6.5 avg.).

SOPHOMORE (2019): Played in all 13 games with 3 starts; 33 receptions for 560 yards (17.0 avg.) and 6 TDs; 1 carry for 5 yards; 5 kickoff returns for 175 yards (35.0 avg.) and 1 TD; 20 punt returns for 487 yards (24.4 avg.) and 1 TD.

- 1st-team All-American.
- 1st-team All-SEC as a return specialist.
- SEC Special Teams Player of the Year.
- His 24.4 punt return average ranked 1st in the nation.

TRUE FRESHMAN (2018): Played in all 15 games with 3 starts; 45 receptions for 848 yards (18.8 avg.) and 7 TDs; 16 punt returns for 233 yards (14.6 avg.) and 1 TD.

- Freshman All-American.
- SEC Freshman of the Year.
- SEC All-Freshman Team.

HIGH SCHOOL (EPISCOPAL HS - BELLAIRE, TEXAS)

- Also ran track and played basketball.

SENIOR (2017):

- 1st-team All-American.

OFF THE FIELD

COMMUNITY: 2024:

- Along with teammates Terron Armstead and Calais



Campbell, co-hosted and funded a holiday shopping event for local youth from Big Brothers Big Sisters, S.E.E.K Foundation and other South Florida nonprofit community partners.

2022:

- Partnered with the Boys & Girls Club of Broward County to adopt a family for the holidays.

2021:

- Along with fellow Dolphins rookies, teamed up with Neighbors4Neighbors to provide South Florida families with holiday gifts.
- As part of Operation Hope, teamed up with Truist to provide a holiday shopping spree for a South Florida family.

PERSONAL:

- **MAJOR:** Criminal justice.

JAYLEN WADDLE'S NFL REGULAR SEASON RUSHING/RECEIVING STATISTICS														
DATE	TEAM	RECEIVING								RUSHING				
		GP	GS	NO.	YDS.	AVG.	LG	TD	NO.	YDS.	AVG.	LG	TD	
2021	Miami	16	16	104	1,015	9.8	57	6	2	3	1.5	2	1	
2022	Miami	17	17	75	1,356	18.1	84t	8	3	26	8.7	9	0	
2023	Miami	14	14	72	1,014	14.1	60t	4	3	12	4.0	12	0	
2024	Miami	15	15	58	744	12.8	63	2	4	12	3.0	6	0	
2025	Miami	16	16	64	910	14.2	46t	6	2	28	14.0	21	0	
NFL TOTALS		78	78	373	5,039	13.5	84t	26	14	81	5.8	21	1	

JAYLEN WADDLE'S NFL POSTSEASON RUSHING/RECEIVING STATISTICS															
DATE	TEAM	GP	GS	NO.	RECEIVING				TD	NO.	RUSHING				TD
					YDS.	AVG.	LG	YDS.			AVG.	LG			
2022	Miami	1	1	3	44	14.7	25	0	1	8	8.0	8	0		
2023	Miami	1	1	2	31	15.5	17	0	1	9	9.0	9	0		
NFL TOTALS		2	2	5	75	15.0	25	0	2	17	8.5	9	0		

SINGLE-GAME HIGHS: RUSHING/RECEIVING

Rush Attempts	1 at N.Y. Jets, Jan 05, 2025 ...11 more at 1.	Kickoff Returns	2 vs. N.Y. Giants, Dec 05, 2021 ...3 more at 2.
Rushing Yards	12 at Kansas City, Nov 05, 2023	Kickoff Return Yards	47 vs. Houston, Nov 07, 2021
Longest Runs	21 at N.Y. Jets, Dec 07, 2025	Longest Kickoff Return	25 vs. Houston, Nov 07, 2021
Rushing TDs	1 at N.Y. Jets, Nov 21, 2021	Fair Catches	2 at Jacksonville, Oct 17, 2021
Receptions	12 at Las Vegas, Sep 26, 2021	Punt Return Yards	15 at Tennessee, Jan 02, 2022
Receiving Yards	171 at Baltimore, Sep 18, 2022	Longest Punt Return	15 at Tennessee, Jan 02, 2022
Receiving Average	38.0 at Buffalo, Dec 17, 2022	Punt Returns	1 at Tennessee, Jan 02, 2022 ...4 more at 1.
Longest Receptions	84t vs. Green Bay, Dec 25, 2022	Most TDs	2 at Detroit, Oct 30, 2022 ...2 more at 2.
Receiving TDs	2 at Detroit, Oct 30, 2022 ...2 more at 2.	Miscellaneous Tackles	1 at Buffalo, Sep 18, 2025 ...9 more at 1.
All-Purpose Yards	171 at Baltimore, Sep 18, 2022	Scrimmage Yards	171 at Baltimore, Sep 18, 2022

100-YARD RECEIVING GAMES (13): REGULAR SEASON

DATE	TEAM	NO.	YDS.	AVG.	LG	TD
11/28/21	CAROLINA	9	137	15.2	57	1
09/18/22	at Baltimore	11	171	15.5	59	2
09/25/22	BUFFALO	4	102	25.5	45	0
10/16/22	MINNESOTA	6	129	21.5	49	0
10/30/22	at Detroit	8	106	13.3	29t	2
12/17/22	at Buffalo	3	114	38.0	67t	1
12/25/22	GREEN BAY	5	143	28.6	84t	1
10/29/23	NEW ENGLAND	7	121	17.3	31t	1
11/24/23	at N.Y. Jets	8	114	14.3	32	0
12/17/23	N.Y. JETS	8	142	17.8	60t	1
09/08/24	JACKSONVILLE	5	109	21.8	63	0
11/24/24	NEW ENGLAND	8	144	18.0	29	1
10/05/25	at Carolina	6	110	18.3	46t	1



2021 GXG REGULAR-SEASON (MIAMI)

DATE	OPPONENT	P/S	RECEIVING					RUSHING					W/L	SCORE
			NO.	YDS.	AVG.	LG	TD	NO.	YDS.	AVG.	LG	TD		
09/12	at New England	S	4	61	15.3	36	1	0	0	0.0	0	0	W	17-16
09/19	Buffalo	S	6	48	8.0	14	0	0	0	0.0	0	0	L	0-35
09/26	at Las Vegas	S	12	58	4.8	9	0	0	0	0.0	0	0	L	28-31+
10/03	Indianapolis	S	3	33	11.0	18	0	0	0	0.0	0	0	L	17-27
10/10	at Tampa Bay	S	2	31	15.5	21	0	1	2	2.0	2	0	L	17-45
10/17	at Jacksonville	S	10	70	7.0	14	2	0	0	0.0	0	0	L	20-23
10/24	Atlanta	S	7	83	11.9	19	0	0	0	0.0	0	0	L	28-30
10/31	at Buffalo	S	4	29	7.3	12	0	0	0	0.0	0	0	L	11-26
11/07	Houston	S	8	83	10.4	17	0	0	0	0.0	0	0	W	17-9
11/11	Baltimore	S	4	61	15.3	35	0	0	0	0.0	0	0	W	22-10
11/21	at N.Y. Jets	S	8	65	8.1	15	0	1	1	1.0	1t	1	W	24-17
11/28	Carolina	S	9	137	15.2	57	1	0	0	0.0	0	0	W	33-10
12/05	N.Y. Giants	S	9	90	10.0	25	0	0	0	0.0	0	0	W	20-9
12/19	N.Y. Jets							RESERVE/COVID-19					W	31-24
12/27	at New Orleans	S	10	92	9.2	24	1	0	0	0.0	0	0	W	20-3
01/02	at Tennessee	S	3	47	15.7	45	0	0	0	0.0	0	0	L	3-34
01/09	New England	S	5	27	5.4	9	1	0	0	0.0	0	0	W	33-24
2021 TOTALS			16-16	104	1,015	9.8	57	6	2	3	1.5	2	1	9-8

+ - Overtime

2022 GXG REGULAR-SEASON (MIAMI)

DATE	OPPONENT	P/S	RECEIVING					RUSHING					W/L	SCORE
			NO.	YDS.	AVG.	LG	TD	NO.	YDS.	AVG.	LG	TD		
09/11	New England	S	4	69	17.3	42t	1	1	8	8.0	8	0	W	20-7
09/18	at Baltimore	S	11	171	15.5	59	2	0	0	0.0	0	0	W	42-38
09/25	Buffalo	S	4	102	25.5	45	0	1	9	9.0	9	0	W	21-19
09/29	at Cincinnati	S	2	39	19.5	20	0	0	0	0.0	0	0	L	15-27
10/09	at N.Y. Jets	S	3	23	7.7	11	0	0	0	0.0	0	0	L	17-40
10/16	Minnesota	S	6	129	21.5	49	0	0	0	0.0	0	0	L	16-24
10/23	Pittsburgh	S	4	88	22.0	25	0	0	0	0.0	0	0	W	16-10
10/30	at Detroit	S	8	106	13.3	29t	2	0	0	0.0	0	0	W	31-27
11/06	at Chicago	S	5	85	17.0	26	1	0	0	0.0	0	0	W	35-32
11/13	Cleveland	S	4	66	16.5	29	0	0	0	0.0	0	0	W	39-17
11/27	Houston	S	5	85	17.0	34	0	0	0	0.0	0	0	W	30-15
12/04	at San Francisco	S	1	9	9.0	9	0	0	0	0.0	0	0	L	17-33
12/11	at L.A. Chargers	S	2	31	15.5	19	0	0	0	0.0	0	0	L	17-23
12/17	at Buffalo	S	3	114	38.0	67t	1	0	0	0.0	0	0	L	29-32
12/25	Green Bay	S	5	143	28.6	84t	1	0	0	0.0	0	0	L	20-26
01/01	at New England	S	3	52	17.3	23	0	0	0	0.0	0	0	L	21-23
01/08	N.Y. Jets	S	5	44	8.8	15	0	1	9	9.0	9	0	W	11-6
2022 TOTALS			17-17	75	1,356	18.1	84t	8	3	26	8.7	9	0	9-8

2023 GXG REGULAR-SEASON (MIAMI)

DATE	OPPONENT	P/S	RECEIVING					RUSHING					W/L	SCORE
			NO.	YDS.	AVG.	LG	TD	NO.	YDS.	AVG.	LG	TD		
09/10	at L.A. Chargers	S	4	78	19.5	35	0	0	0	0.0	0	0	W	36-34
09/17	at New England	S	4	86	21.5	32	0	1	-2	-2.0	-2	0	W	24-17
09/24	Denver							INACTIVE					W	70-20
10/01	at Buffalo	S	4	46	11.5	17	0	0	0	0.0	0	0	L	20-48
10/08	N.Y. Giants	S	5	35	7.0	20	1	0	0	0.0	0	0	W	31-16
10/15	Carolina	S	7	51	7.3	17	1	0	0	0.0	0	0	W	42-21
10/22	at Philadelphia	S	6	63	10.5	16	0	0	0	0.0	0	0	L	17-31
10/29	New England	S	7	121	17.3	31t	1	0	0	0.0	0	0	W	31-17
11/05	at Kansas City	S	3	42	14.0	15	0	1	12	12.0	12	0	L	14-21
11/19	Las Vegas	S	4	55	13.8	19	0	0	0	0.0	0	0	W	20-13
11/24	at N.Y. Jets	S	8	114	14.3	32	0	0	0	0.0	0	0	W	34-13
12/03	at Washington	S	5	52	10.4	16	0	0	0	0.0	0	0	W	45-15
12/11	Tennessee	S	6	79	13.2	16	0	0	0	0.0	0	0	L	27-28
12/17	N.Y. Jets	S	8	142	17.8	60t	1	0	0	0.0	0	0	W	30-0
12/24	Dallas	S	1	50	50.0	50	0	1	2	2.0	2	0	W	22-20
12/31	at Baltimore							INACTIVE					L	19-56
01/07	Buffalo							INACTIVE					L	14-21
2023 TOTALS			14-14	72	1,014	14.1	60t	4	3	12	4.0	12	0	11-6



2024 GXG REGULAR-SEASON (MIAMI)


DATE	OPPONENT	P/S	RECEIVING					RUSHING					W/L	SCORE
			NO.	YDS.	AVG.	LG	TD	NO.	YDS.	AVG.	LG	TD		
09/08	Jacksonville	S	5	109	21.8	63	0	1	3	3.0	3	0	W	20-17
09/12	Buffalo	S	4	41	10.3	21	0	1	4	4.0	4	0	L	10-31
09/22	at Seattle	S	4	26	6.5	10	0	0	0	0.0	0	0	L	3-24
09/30	Tennessee	S	4	36	9.0	18	0	0	0	0.0	0	0	L	12-31
10/06	at New England	S	4	46	11.5	20	0	0	0	0.0	0	0	W	15-10
10/20	at Indianapolis	S	1	11	11.0	11	0	0	0	0.0	0	0	L	10-16
10/27	Arizona	S	4	45	11.3	20	0	0	0	0.0	0	0	L	27-28
11/03	at Buffalo	S	2	-4	-2.0	12	1	0	0	0.0	0	0	L	27-30
11/11	at L.A. Rams	S	3	57	19.0	36	0	1	-1	-1.0	-1	0	W	23-15
11/17	Las Vegas	S	2	37	18.5	24	0	0	0	0.0	0	0	W	34-19
11/24	New England	S	8	144	18.0	29	1	0	0	0.0	0	0	W	34-15
11/28	at Green Bay	S	4	53	13.3	16	0	0	0	0.0	0	0	L	17-30
12/08	N.Y. Jets	S	9	99	11.0	20	0	0	0	0.0	0	0	W	32-26+
12/15	at Houston	S	0	0	0.0	0	0	0	0	0.0	0	0	L	12-20
12/22	San Francisco												W	29-17
12/29	at Cleveland												W	20-3
01/05	at N.Y. Jets	S	4	44	11.0	23	0	1	6	6.0	6	0	L	20-32
2024 TOTALS			15-15	58	744	12.8	63	2	4	12	3.0	6	0	8-9

+ - Overtime

2025 GXG REGULAR-SEASON (MIAMI)

DATE	OPPONENT	P/S	RECEIVING					RUSHING					W/L	SCORE
			NO.	YDS.	AVG.	LG	TD	NO.	YDS.	AVG.	LG	TD		
09/07	at Indianapolis	S	4	30	7.5	16	0	0	0	0.0	0	0	L	8-33
09/14	New England	S	5	68	13.6	23	1	0	0	0.0	0	0	L	27-33
09/18	at Buffalo	S	5	39	7.8	15	1	0	0	0.0	0	0	L	21-31
09/29	N.Y. Jets	S	3	48	16.0	25	0	0	0	0.0	0	0	W	27-21
10/05	at Carolina	S	6	110	18.3	46t	1	0	0	0.0	0	0	L	24-27
10/12	L.A. Chargers	S	6	95	15.8	45	0	0	0	0.0	0	0	L	27-29
10/19	at Cleveland	S	1	15	15.0	15	0	0	0	0.0	0	0	L	6-31
10/26	at Atlanta	S	5	99	19.8	43t	1	0	0	0.0	0	0	W	34-10
10/30	Baltimore	S	6	82	13.7	24	0	0	0	0.0	0	0	L	6-28
11/09	Buffalo	S	5	84	16.8	38t	1	0	0	0.0	0	0	W	30-13
11/16	Washington	S	3	52	17.3	31	0	0	0	0.0	0	0	W	16-13+
11/30	New Orleans	S	3	40	13.3	22	0	0	0	0.0	0	0	W	21-17
12/07	at N.Y. Jets	S	5	50	10.0	24	1	1	21	21.0	21	0	W	34-10
12/15	at Pittsburgh	S	2	26	13.0	16	0	0	0	0.0	0	0	L	15-28
12/21	Cincinnati	S	5	72	14.4	21	0	0	0	0.0	0	0	L	21-45
12/28	Tampa Bay	S	0	0	0.0	0	0	1	7	7.0	7	0	W	20-17
2025 TOTALS			16-16	64	910	14.2	46t	6	2	28	14.0	21	0	7-9

+ - Overtime



83 DARREN WALLER

TIGHT END // 6'6" // 238 // GEORGIA TECH '15

ACQUIRED: T, '25 (NYG)

HOMETOWN: ACWORTH, GA. // BORN: 09/13/92

NFL SEASON: EIGHTH SEASON // DOLPHINS SEASON: FIRST SEASON



NFL CAREER

TRANSACTIONS:

- Traded from the N.Y. Giants to Miami on July 7, 2025.
- Placed on the reserve/retired list on June 9, 2024.
- Traded from Las Vegas to the N.Y. Giants on March 15, 2023.
- Signed by Oakland on Nov. 27, 2018.
- Signed to Baltimore's practice squad on Sept. 2, 2018.
- Waived by Baltimore on Sept. 1, 2018.
- 6th-round pick (204th overall) by Baltimore in the 2015 NFL Draft.

CAREER HONORS:

- 2020 Pro Bowl selection.

CAREER HIGHLIGHTS:

- Played in 95 career games with 66 starts.
- 374 receptions for 4,407 yards (11.8 avg.) and 26 TDs.
- 4 carries for 30 yards (7.5 avg.).
- 10 solo special teams tackles.
- 5 miscellaneous tackles.
- Started 1 postseason game with Las Vegas.
- His 4,229 receiving yards since 2019 are the 6th-most by a tight end:

MOST RECEIVING YARDS BY A TIGHT END (SINCE 2019)

PLAYER	TEAM	REC	YDS	TDs
1. Travis Kelce	KC	667	7,754	50
2. George Kittle	SF	459	6,087	45
3. Mark Andrews	Bal.	448	5,386	53
4. T.J. Hockenson	Det./Min.	433	4,440	26
5. Dallas Goedert	Phi.	376	4,342	31
6. DARREN WALLER	LV/NYG/MIA.	356	4,229	24

- His 3,469 receiving yards as a Raider were the 2nd-most by a tight end in franchise history:

RAIDERS ALL-TIME TIGHT END RECEIVING LEADERS

PLAYER	YEARS	REC	YDS	TDs
1. Todd Christensen	1979-88	461	5,872	41
2. DARREN WALLER	2018-22	286	3,469	17
3. Dave Casper	1974-84	255	3,294	35
4. Raymond Chester	1970-81	216	2,891	37
5. Zach Miller	2007-10	226	2,712	12

- His 1,196 receiving yards in 2020 were the 2nd-most in the league by a tight end:

MOST RECEIVING YARDS BY A TIGHT END (2020)

PLAYER	TEAM	REC	YDS	TDs
1. Travis Kelce	KC	105	1,416	11
2. DARREN WALLER	LV	107	1,196	9
3. T.J. Hockenson	Det.	101	723	6
4. Mike Gesicki	Mia.	53	703	6
5. Mark Andrews	Bal.	58	701	7

- His 1,145 receiving yards in 2019 were the 2nd-most in the league by a tight end:

MOST RECEIVING YARDS BY A TIGHT END (2019)

PLAYER	TEAM	REC	YDS	TDs
1. Travis Kelce	KC	97	1,229	5
2. DARREN WALLER	OAK.	90	1,145	3
3. George Kittle	SF	85	1,053	5
4. Zach Ertz	Phi.	88	916	6
5. Mark Andrews	Bal.	64	852	10

2025 (MIAMI):

- Played in 9 games with 3 starts.
- Inactive for 3 games.
- Missed 4 games after being placed on injured reserve on Oct. 22 and activated on Nov. 29.
- 24 receptions for 283 yards (11.8 avg.) and 6 TDs.
- 1 carry for 4 yards.

VS. N.Y. JETS (9/29): 3 receptions for 27 yards (9.0 avg.) and 2 TDs.

- Caught a 4-yard TD pass from QB Tua Tagovailoa on 4th-and-goal to give Miami a 10-0 lead with 9:20 remaining in the first quarter.
- Caught a 9-yard TD pass from QB Tua Tagovailoa to give Miami a 17-3 lead with 11:38 remaining in the 3rd quarter.
- Became the 1st player in franchise history to have multiple receiving TDs in their Dolphins debut.

AT CAROLINA (10/5): 5 receptions for 78 yards (15.6 avg.) and 1 TD.

- Caught a 4-yard TD pass from QB Tua Tagovailoa to give Miami a 17-0 lead with 10:48 remaining in the 2nd quarter.

VS. L.A. CHARGERS (10/12): 2 receptions for 12 yards (6.0 avg.) and 1 TD.

- Caught a 7-yard TD pass from QB Tua Tagovailoa to give Miami the lead, 27-26, with 46 seconds remaining in the game.

AT PITTSBURGH (12/15): 7 receptions for 66 yards (9.4 avg.) and 2 TDs.

- Caught a 6-yard TD pass from QB Tua Tagovailoa with 9:41 remaining in the 4th quarter.
- Caught a 13-yard TD pass from QB Tua Tagovailoa with 2:32 remaining in the game.

2024:

- Placed on the Reserve/Retired list on June 9.

2023 (N.Y. GIANTS):

- Played in 12 games with 11 starts.
- Missed 5 games after being placed on injured reserve on Nov. 4 and being activated on Dec. 16.
- 52 receptions for 522 yards (10.6 avg.) and 1 TD.
- 1 miscellaneous tackle.

AT ARIZONA (9/17): 6 receptions for 76 yards (12.7 avg.).

AT MIAMI (10/18): 8 receptions for 86 yards (10.8 avg.).

VS. WASHINGTON (10/22): 7 receptions for 98 yards



(10.0 avg.) and 1 TD.

- Caught a 15-yard TD from QB Tyrod Taylor to give the Giants a 7-0 lead with 14:22 remaining in the 2nd quarter.

2022 (LAS VEGAS):

- Played in 9 games with 6 starts.
- Inactive for 2 games.
- Missed 6 games after being placed on injured reserve on Nov. 10 and being activated on Dec. 17.
- 28 receptions for 388 yards (13.9 avg.) and 3 TDs.

VS. ARIZONA (9/18): 6 receptions for 50 yards (8.3 avg.) and 1 TD.

- Caught a 3-yard TD pass from QB Derek Carr to extend Las Vegas' lead to 17-0 in the 2nd quarter.

VS. NEW ENGLAND (12/18): 3 receptions for 48 yards (16.0 avg.) and 1 TD.

- Caught a 25-yard TD pass from QB Derek Carr to give the Raiders a 10-3 lead in the 2nd quarter.

VS. SAN FRANCISCO (1/1): 3 receptions for 72 yards (24.0 avg.) and 1 TD.

- Caught a 24-yard TD pass from QB Derek Carr on the Raiders opening drive.

2021 (LAS VEGAS):

- Started in 11 games.
- Inactive for 5 games.
- Missed 1 game on the Reserve/COVID-19 list.
- 55 receptions for 665 yards (12.1 avg.) and 2 TDs.
- 1 miscellaneous tackle.

VS. BALTIMORE (9/13): 10 receptions for 105 yards (10.5 avg.) and 1 TD.

- Caught a 10-yard TD pass from QB Derek Carr to tie the game, 24-24, with 3:50 remaining in the 4th quarter.

AT L.A. CHARGERS (10/4): 4 receptions for 50 yards (12.5 avg.) and 1 TD.

- Caught a 3-yard TD pass from Derek Carr with 1:51 remaining in the 3rd quarter.

VS. CINCINNATI (11/21): 7 receptions for 116 yards (16.6 avg.).

POSTSEASON:

AFC WILD CARD AT CINCINNATI (1/15): 7 receptions for 76 yards (10.9 avg.).

2020 (LAS VEGAS):

- Played in 16 games with 15 starts.
- 107 receptions for 1,196 yards (11.2 avg.) and 9 TDs.
- 2 miscellaneous tackles.
- Broke the record for the most receptions in a single season (107) in franchise history (WR Tim Brown, 104 in 1997).
- Became the 6th tight end in league history to surpass 100 receptions in a single season.

VS. NEW ORLEANS (9/21): 12 receptions for 105 yards (8.8 avg.) and 1 TD.

- Caught a 1-yard TD pass from QB Derek Carr in the 3rd quarter to extend the Raiders' lead to 24-17.

AT N.Y. JETS (12/6): 13 receptions for 200 yards (15.4 avg.) and 2 TDs.

- Caught a 9-yard TD pass from QB Derek Carr in the 1st quarter.
- Caught a 38-yard TD pass from QB Derek Carr to give Las Vegas a 17-16 lead going into halftime.

VS. L.A. CHARGERS (12/17): 9 receptions for 150 yards (16.7 avg.) and 1 TD.

- Caught a 35-yard TD pass from QB Derek Carr to give the Raiders a 10-7 lead in the 2nd quarter.

AT DENVER (1/3): 9 receptions for 117 yards (13.0 avg.) and 1 TD.

- Caught a 28-yard TD from QB Derek Carr with 11:21 remaining in the 2nd quarter.

HONORS:

- Selected to the Pro Bowl for the 1st time in his career.

2019 (OAKLAND):

- Started in all 16 games.
- 90 receptions for 1,145 yards (12.7 avg.) and 3 TDs.
- 2 carries for 5 yards (2.5 avg.).
- 1 miscellaneous tackle.
- Became the 2nd tight end in franchise history with 1,000 receiving yards in a single season.
- His 5 games of 100-plus receiving yards broke the single-season franchise record by a tight end.

AT MINNESOTA (9/22): 13 reception for 134 yards (10.3 avg.).

AT GREEN BAY (10/20): 7 receptions for 126 yards (18.0 avg.) and 2 TDs.

- Caught a 7-yard and 17-yard TD passes from QB Derek Carr in the 3rd quarter.
- Caught a 17-yard TD pass from QB Derek Carr in the 4th quarter.

VS. JACKSONVILLE (12/15): 8 receptions for 122 yards (15.3 avg.).

AT DENVER (12/29): 6 receptions for 107 yards (17.8 avg.).

2018 (BALTIMORE/OAKLAND):

- Played in 4 games with Oakland.
- Inactive for 1 game with Oakland.
- 6 receptions for 75 yards (12.5 avg.) with Oakland.
- 1 carry for 21 yards with Oakland.
- 1 solo special teams tackle with Oakland.
- Spent 11 games on Baltimore's practice squad.

VS. PITTSBURGH (12/9): Played but did not record any stats.

- Made his Raiders debut.

AT CINCINNATI (12/16): 1 reception for 44 yards.

AT KANSAS CITY (12/30): 3 receptions for 23 yards (7.7 avg.).

2017 (BALTIMORE):

- Missed the entire season on the Reserve/Suspended list.

2016 (BALTIMORE):

- Played in 12 games with 3 starts.
- Missed 4 games on the Reserve/Suspended list.
- 10 receptions for 85 yards (8.5 avg.) and 2 TDs.
- 6 solo special teams tackles.

VS. PITTSBURGH (11/6): 2 receptions for 17 yards (8.5 avg.).



VS. CLEVELAND (11/10): 2 receptions for 14 yards (7.0 avg.) and 1 TD.

- Caught a 4-yard TD pass from QB Joe Flacco with 9:41 remaining in the 3rd quarter. It was his 1st career TD.

AT NEW ENGLAND (12/13): 1 reception for 3 yards and 1 TD.

- Caught a 3-yard TD pass from QB Joe Flacco with 6:54 remaining in the 3rd quarter.

2015 (BALTIMORE):

- Played in 6 games with 1 start.
- Missed the rest of the season after being placed on injured reserve on Oct. 28.
- 2 receptions for 18 yards (9.0 avg.).
- 3 solo special teams tackles.

AT DENVER (9/13): Played but did not record any stats.

- Made his NFL debut.

AT PITTSBURGH (10/1): 1 reception for 17 yards.

VS. CLEVELAND (10/11): 1 reception for 1 yard.

- Made his 1st career start.

BEFORE THE NFL

COLLEGE (GEORGIA TECH):

- 4-year letterman (2011-14) and 3-year starter.

CAREER: Played in 50 games with 22 starts; 51 receptions for 971 yards (19.0 avg.) and 9 TDs.

SENIOR (2014): Played in 12 games with 8 starts; 26 receptions for 442 yards (17.0 avg.) and 6 TDs.

JUNIOR (2013): Played in 12 games with 4 starts; 17 receptions for 367 yards (21.6 avg.) and 3 TDs.

SOPHOMORE (2012): Played in all 14 games with 10 starts; 8 receptions for 162 yards (20.2 avg.).

TRUE FRESHMAN (2011): Played in 12 games; 1 special teams forced fumble.

HIGH SCHOOL (NORTH COBB HS - KENNESAW, GA.)

- Played wide receiver and defensive back during his 3-year varsity career and was a 2-time team captain.
- Also played basketball.

OFF THE FIELD

COMMUNITY:

- Established "The Darren Waller Foundation" which is focused on providing a safe, accepting and encouraging environment for students to help avoid and overcome substance abuse and misuse, while also supporting youth and their families during their recovery and treatment journey.

DARREN WALLER'S NFL REGULAR SEASON RUSHING/RECEIVING STATISTICS

DATE	TEAM	GP	GS	NO.	RECEIVING				TD	NO.	RUSHING				TD
					YDS.	AVG.	LG				YDS.	AVG.	LG		
2015	Baltimore	6	1	2	18	9.0	17	0	0	0	0	0.0	0	0	0
2016	Baltimore	12	3	10	85	8.5	15	2	0	0	0	0.0	0	0	0
2017	Baltimore	0	0	0	0	0.0	0	0	0	0	0	0.0	0	0	0
2018	Baltimore	0	0	0	0	0.0	0	0	0	0	0	0.0	0	0	0
2018	Oakland	4	0	6	75	12.5	44	0	1	21	21.0	21	0	0	0
2018	TOTAL	4	0	6	75	12.5	44	0	1	21	21.0	21	0	0	0
2019	Oakland	16	16	90	1,145	12.7	75	3	2	5	2.5	7	0	0	0
2020	Las Vegas	16	15	107	1,196	11.2	38	9	0	0	0.0	0	0	0	0
2021	Las Vegas	11	11	55	665	12.1	33	2	0	0	0.0	0	0	0	0
2022	Las Vegas	9	6	28	388	13.9	34	3	0	0	0.0	0	0	0	0
2023	N.Y. Giants	12	11	52	552	10.6	29	1	0	0	0.0	0	0	0	0
2024	N.Y. Giants	0	0	0	0	0.0	0	0	0	0	0.0	0	0	0	0
2025	Miami	9	3	24	283	11.8	34	6	1	4	4.0	4	0	0	0
NFL TOTALS		95	66	374	4,407	11.8	75	26	4	30	7.5	21	0	0	0

DARREN WALLER'S NFL POSTSEASON RUSHING/RECEIVING STATISTICS

DATE	TEAM	GP	GS	NO.	RECEIVING				TD	NO.	RUSHING				TD
					YDS.	AVG.	LG				YDS.	AVG.	LG		
2021	Las Vegas	1	1	7	76	10.9	23	0	0	0	0.0	0	0	0	0
NFL TOTALS		1	1	7	76	10.9	23	0	0	0	0.0	0	0	0	0

SINGLE-GAME HIGHS: RUSHING/RECEIVING

Rush Attempts

1 vs. Cincinnati, Nov 17, 2019
...2 more at 1.

Rushing Yards

21 at Cincinnati, Dec 16, 2018

Longest Runs

21 at Cincinnati, Dec 16, 2018

Receptions

200 at N.Y. Jets, Dec 06, 2020
...1 more at 13.

Receiving Yards

200 at N.Y. Jets, Dec 06, 2020

Receiving Average

24.0 vs. San Francisco, Jan 01, 2023

Longest Receptions

75 at Denver, Dec 29, 2019

Receiving TDs

2 at Pittsburgh, Dec 15, 2025
...3 more at 2.

All-Purpose Yards

200 at N.Y. Jets, Dec 06, 2020

Special Teams Tackles

2 vs. Cincinnati, Sep 27, 2015

Most TDs

2 at Pittsburgh, Dec 15, 2025
...3 more at 2.

Miscellaneous Tackles

1 vs. Dallas, Sep 10, 2023

Scrimmage Yards

...4 more at 1.
200 at N.Y. Jets, Dec 06, 2020



100-YARD RECEIVING GAMES (12): REGULAR SEASON

DATE	TEAM	NO.	YDS.	AVG.	LG	TD
09/22/19	at Minnesota	13	134	10.3	30	0
10/20/19	at Green Bay	7	126	18.0	48	2
12/01/19	at Kansas City	7	100	14.3	24	0
12/15/19	JACKSONVILLE	8	122	15.3	36	0
12/29/19	at Denver	6	107	17.8	75	0
09/21/20	NEW ORLEANS	12	105	8.8	18	1
12/06/20	at N.Y. Jets	13	200	15.4	38t	2
12/17/20	L.A. CHARGERS	9	150	16.7	35t	1
12/26/20	MIAMI	5	112	22.4	33	0
01/03/21	at Denver	9	117	13.0	28t	1
09/13/21	BALTIMORE	10	105	10.5	24	1
11/21/21	CINCINNATI	7	116	16.6	31	0

2015 GXG REGULAR-SEASON (BALTIMORE)

DATE	OPPONENT	P/S	RECEIVING				TD	RUSHING				TD	W/L	SCORE
			NO.	YDS.	AVG.	LG		NO.	YDS.	AVG.	LG			
09/13	at Denver	P	0	0	0.0	0	0	0	0	0.0	0	0	L	13-19
09/20	at Oakland	P	0	0	0.0	0	0	0	0	0.0	0	0	L	33-37
09/27	Cincinnati	P	0	0	0.0	0	0	0	0	0.0	0	0	L	24-28
10/01	at Pittsburgh	P	1	17	17.0	17	0	0	0	0.0	0	0	W	23-20+
10/11	Cleveland	S	1	1	1.0	1	0	0	0	0.0	0	0	L	30-33+
10/18	at San Francisco						INACTIVE						L	20-25
10/26	at Arizona	P	0	0	0.0	0	0	0	0	0.0	0	0	L	18-26
11/01	San Diego						INJURED RESERVE						W	29-26
11/15	Jacksonville						INJURED RESERVE						L	20-22
11/22	St. Louis						INJURED RESERVE						W	16-13
11/30	at Cleveland						INJURED RESERVE						W	33-27
12/06	at Miami						INJURED RESERVE						L	13-15
12/13	Seattle						INJURED RESERVE						L	6-35
12/20	Kansas City						INJURED RESERVE						L	14-34
12/27	Pittsburgh						INJURED RESERVE						W	20-17
01/03	at Cincinnati						INJURED RESERVE						L	16-24
2015 TOTALS			6-1	2	18	9.0	17	0	0	0.0	0	0	5-11	

+ - Overtime

2016 GXG REGULAR-SEASON (BALTIMORE)

DATE	OPPONENT	P/S	RECEIVING				TD	RUSHING				TD	W/L	SCORE
			NO.	YDS.	AVG.	LG		NO.	YDS.	AVG.	LG			
09/11	Buffalo						RESERVE/SUSPENDED						W	13-7
09/18	at Cleveland						RESERVE/SUSPENDED						W	25-20
09/25	at Jacksonville						RESERVE/SUSPENDED						W	19-17
10/02	Oakland						RESERVE/SUSPENDED						L	27-28
10/09	Washington	P	0	0	0.0	0	0	0	0	0.0	0	0	L	10-16
10/16	at N.Y. Giants	P	0	0	0.0	0	0	0	0	0.0	0	0	L	23-27
10/23	at N.Y. Jets	P	0	0	0.0	0	0	0	0	0.0	0	0	L	16-24
11/06	Pittsburgh	S	2	17	8.5	9	0	0	0	0.0	0	0	W	21-14
11/10	Cleveland	P	2	14	7.0	10	1	0	0	0.0	0	0	W	28-7
11/20	at Dallas	S	0	0	0.0	0	0	0	0	0.0	0	0	L	17-27
11/27	Cincinnati	P	2	14	7.0	8	0	0	0	0.0	0	0	W	19-14
12/04	Miami	P	1	15	15.0	15	0	0	0	0.0	0	0	W	38-6
12/12	at New England	P	1	3	3.0	3t	1	0	0	0.0	0	0	L	23-30
12/18	Philadelphia	P	1	11	11.0	11	0	0	0	0.0	0	0	W	27-26
12/25	at Pittsburgh	P	1	11	11.0	11	0	0	0	0.0	0	0	L	27-31
01/01	at Cincinnati	S	0	0	0.0	0	0	0	0	0.0	0	0	L	10-27
2016 TOTALS			12-3	10	85	8.5	15	2	0	0	0.0	0	8-8	



2018 GXG REGULAR-SEASON (BALTIMORE/OAKLAND)

DATE	OPPONENT	P/S	RECEIVING					RUSHING					W/L	SCORE
			NO.	YDS.	AVG.	LG	TD	NO.	YDS.	AVG.	LG	TD		
09/09	Buffalo							PRACTICE SQUAD					W	47-3
09/13	at Cincinnati							PRACTICE SQUAD					L	23-34
09/23	Denver							PRACTICE SQUAD					W	27-14
09/30	at Pittsburgh							PRACTICE SQUAD					W	26-14
10/07	at Cleveland							PRACTICE SQUAD					L	9-12+
10/14	at Tennessee							PRACTICE SQUAD					W	21-0
10/21	New Orleans							PRACTICE SQUAD					L	23-24
10/28	at Carolina							PRACTICE SQUAD					L	21-36
11/04	Pittsburgh							PRACTICE SQUAD					L	16-23
11/18	Cincinnati							PRACTICE SQUAD					W	24-21
11/25	Oakland							PRACTICE SQUAD					W	34-17
Went from Baltimore to Oakland.														
12/02	Kansas City							INACTIVE					L	33-40
12/09	Pittsburgh	P	0	0	0.0	0	0	0	0	0.0	0	0	W	24-21
12/16	at Cincinnati	P	1	44	44.0	44	0	1	21	21.0	21	0	L	16-30
12/24	Denver	P	2	8	4.0	6	0	0	0	0.0	0	0	W	27-14
12/30	at Kansas City	P	3	23	7.7	11	0	0	0	0.0	0	0	L	3-35
2018 TOTALS			4-0	6	75	12.5	44	0	1	21	21.0	21	0	8-8

+ - Overtime

2019 GXG REGULAR-SEASON (OAKLAND)

DATE	OPPONENT	P/S	RECEIVING					RUSHING					W/L	SCORE
			NO.	YDS.	AVG.	LG	TD	NO.	YDS.	AVG.	LG	TD		
09/09	Denver	S	7	70	10.0	25	0	0	0	0.0	0	0	W	24-16
09/15	Kansas City	S	6	63	10.5	16	0	0	0	0.0	0	0	L	10-28
09/22	at Minnesota	S	13	134	10.3	30	0	1	7	7.0	7	0	L	14-34
09/29	at Indianapolis	S	7	53	7.6	17	0	0	0	0.0	0	0	W	31-24
10/06	Chicago	S	4	39	9.8	13	0	0	0	0.0	0	0	W	24-21
10/20	at Green Bay	S	7	126	18.0	48	2	0	0	0.0	0	0	L	24-42
10/27	at Houston	S	2	11	5.5	8t	1	0	0	0.0	0	0	L	24-27
11/03	Detroit	S	2	52	26.0	31	0	0	0	0.0	0	0	W	31-24
11/07	L.A. Chargers	S	3	40	13.3	27	0	0	0	0.0	0	0	W	26-24
11/17	Cincinnati	S	5	78	15.6	32	0	1	-2	-2.0	-2	0	W	17-10
11/24	at N.Y. Jets	S	3	41	13.7	19	0	0	0	0.0	0	0	L	3-34
12/01	at Kansas City	S	7	100	14.3	24	0	0	0	0.0	0	0	L	9-40
12/08	Tennessee	S	6	72	12.0	25	0	0	0	0.0	0	0	L	21-42
12/15	Jacksonville	S	8	122	15.3	36	0	0	0	0.0	0	0	L	16-20
12/22	at L.A. Chargers	S	4	37	9.3	20	0	0	0	0.0	0	0	W	24-17
12/29	at Denver	S	6	107	17.8	75	0	0	0	0.0	0	0	L	15-16
2019 TOTALS			16-16	90	1,145	12.7	75	3	2	5	2.5	7	0	7-9

2020 GXG REGULAR-SEASON (LAS VEGAS)

DATE	OPPONENT	P/S	RECEIVING					RUSHING					W/L	SCORE
			NO.	YDS.	AVG.	LG	TD	NO.	YDS.	AVG.	LG	TD		
09/13	at Carolina	S	6	45	7.5	8	0	0	0	0.0	0	0	W	34-30
09/21	New Orleans	S	12	105	8.8	18	1	0	0	0.0	0	0	W	34-24
09/27	at New England	S	2	9	4.5	8	0	0	0	0.0	0	0	L	20-36
10/04	Buffalo	S	9	88	9.8	22	0	0	0	0.0	0	0	L	23-30
10/11	at Kansas City	P	5	48	9.6	23	1	0	0	0.0	0	0	W	40-32
10/25	Tampa Bay	S	6	50	8.3	14	1	0	0	0.0	0	0	L	20-45
11/01	at Cleveland	S	5	27	5.4	7	0	0	0	0.0	0	0	W	16-6
11/08	at L.A. Chargers	S	5	22	4.4	8	1	0	0	0.0	0	0	W	31-26
11/15	Denver	S	3	37	12.3	24	0	0	0	0.0	0	0	W	37-12
11/22	Kansas City	S	7	88	12.6	26	1	0	0	0.0	0	0	L	31-35
11/29	at Atlanta	S	4	23	5.8	11	0	0	0	0.0	0	0	L	6-43
12/06	at N.Y. Jets	S	13	200	15.4	38t	2	0	0	0.0	0	0	W	31-28
12/13	Indianapolis	S	7	75	10.7	29	0	0	0	0.0	0	0	L	27-44
12/17	L.A. Chargers	S	9	150	16.7	35t	1	0	0	0.0	0	0	L	27-30+
12/26	Miami	S	5	112	22.4	33	0	0	0	0.0	0	0	L	25-26
01/03	at Denver	S	9	117	13.0	28t	1	0	0	0.0	0	0	W	32-31
2020 TOTALS			16-15	107	1,196	11.2	38t	9	0	0	0.0	0	8-8	

+ - Overtime



2021 GXG REGULAR-SEASON (LAS VEGAS)

DATE	OPPONENT	P/S	RECEIVING					RUSHING					W/L	SCORE
			NO.	YDS.	AVG.	LG	TD	NO.	YDS.	AVG.	LG	TD		
09/13	Baltimore	S	10	105	10.5	24	1	0	0	0.0	0	0	W	33-27+
09/19	at Pittsburgh	S	5	65	13.0	25	0	0	0	0.0	0	0	W	26-17
09/26	Miami	S	5	54	10.8	23	0	0	0	0.0	0	0	W	31-28+
10/04	at L.A. Chargers	S	4	50	12.5	21	1	0	0	0.0	0	0	L	14-28
10/10	Chicago	S	4	45	11.3	29	0	0	0	0.0	0	0	L	9-20
10/17	at Denver	S	5	59	11.8	33	0	0	0	0.0	0	0	W	34-24
10/24	Philadelphia						INACTIVE						W	33-22
11/07	at N.Y. Giants	S	7	92	13.1	24	0	0	0	0.0	0	0	L	16-23
11/14	Kansas City	S	4	24	6.0	11	0	0	0	0.0	0	0	L	14-41
11/21	Cincinnati	S	7	116	16.6	31	0	0	0	0.0	0	0	L	13-32
11/25	at Dallas	S	2	33	16.5	21	0	0	0	0.0	0	0	W	36-33+
12/05	Washington						INACTIVE						L	15-17
12/12	at Kansas City						INACTIVE						L	9-48
12/20	at Cleveland						INACTIVE						W	16-14
12/26	Denver						INACTIVE						W	17-13
01/02	at Indianapolis						RESERVE/COVID-19						W	23-20
01/09	L.A. Chargers	S	2	22	11.0	18	0	0	0	0.0	0	0	W	35-32+
2021 TOTALS			11-11	55	665	12.1	33	2	0	0	0.0	0	0	10-7

+ - Overtime

2022 GXG REGULAR-SEASON (LAS VEGAS)

DATE	OPPONENT	P/S	RECEIVING					RUSHING					W/L	SCORE
			NO.	YDS.	AVG.	LG	TD	NO.	YDS.	AVG.	LG	TD		
09/11	at L.A. Chargers	S	4	79	19.8	31	0	0	0	0.0	0	0	L	19-24
09/18	Arizona	S	6	50	8.3	19	1	0	0	0.0	0	0	L	23-29+
09/25	at Tennessee	S	3	22	7.3	17	0	0	0	0.0	0	0	L	22-24
10/02	Denver	S	3	24	8.0	13	0	0	0	0.0	0	0	W	32-23
10/10	at Kansas City	P	0	0	0.0	0	0	0	0	0.0	0	0	L	29-30
10/23	Houston						INACTIVE						W	38-20
10/30	at New Orleans						INACTIVE						L	0-24
11/06	at Jacksonville						INACTIVE						L	20-27
11/13	Indianapolis						INJURED RESERVE						L	20-25
11/20	at Denver						INJURED RESERVE						W	22-16+
11/27	at Seattle						INJURED RESERVE						W	40-34+
12/04	L.A. Chargers						INJURED RESERVE						W	27-20
12/08	at L.A. Rams						INJURED RESERVE						L	16-17
12/18	New England	S	3	48	16.0	25t	1	0	0	0.0	0	0	W	30-24
12/24	at Pittsburgh	S	4	58	14.5	34	0	0	0	0.0	0	0	L	10-13
01/01	San Francisco	P	3	72	24.0	24t	1	0	0	0.0	0	0	L	34-37+
01/07	Kansas City	P	2	35	17.5	24	0	0	0	0.0	0	0	L	13-31
2022 TOTALS			9-6	28	388	13.9	34	3	0	0	0.0	0	0	6-11

+ - Overtime

2023 GXG REGULAR-SEASON (N.Y. GIANTS)

DATE	OPPONENT	P/S	RECEIVING					RUSHING					W/L	SCORE
			NO.	YDS.	AVG.	LG	TD	NO.	YDS.	AVG.	LG	TD		
09/10	Dallas	S	3	36	12.0	22	0	0	0	0.0	0	0	L	0-40
09/17	at Arizona	S	6	76	12.7	25	0	0	0	0.0	0	0	W	31-28
09/21	at San Francisco	S	3	20	6.7	9	0	0	0	0.0	0	0	L	12-30
10/02	Seattle	S	3	21	7.0	8	0	0	0	0.0	0	0	L	3-24
10/08	at Miami	S	8	86	10.8	21	0	0	0	0.0	0	0	L	16-31
10/15	at Buffalo	S	5	43	8.6	20	0	0	0	0.0	0	0	L	9-14
10/22	Washington	S	7	98	14.0	27	1	0	0	0.0	0	0	W	14-7
10/29	N.Y. Jets	S	1	4	4.0	4	0	0	0	0.0	0	0	L	10-13+
11/05	at Las Vegas						INJURED RESERVE						L	6-30
11/12	at Dallas						INJURED RESERVE						L	17-49
11/19	at Washington						INJURED RESERVE						W	31-19
11/26	New England						INJURED RESERVE						W	10-7
12/11	Green Bay						INJURED RESERVE						W	24-22
12/17	at New Orleans	P	4	40	10.0	29	0	0	0	0.0	0	0	L	6-24
12/25	at Philadelphia	S	2	32	16.0	20	0	0	0	0.0	0	0	L	25-33
12/31	L.A. Rams	S	5	51	10.2	18	0	0	0	0.0	0	0	L	25-26
01/07	Philadelphia	S	5	45	9.0	23	0	0	0	0.0	0	0	W	27-10
2023 TOTALS			12-11	52	552	10.6	29	1	0	0	0.0	0	0	6-11


+ - Overtime



2025 GXG REGULAR-SEASON (MIAMI)

DATE	OPPONENT	P/S	RECEIVING				TD	RUSHING				TD	W/L	SCORE
			NO.	YDS.	AVG.	LG		NO.	YDS.	AVG.	LG			
09/07	at Indianapolis						INACTIVE						L	8-33
09/14	New England						INACTIVE						L	27-33
09/18	at Buffalo						INACTIVE						L	21-31
09/29	N.Y. Jets	P	3	27	9.0	14	2	0	0	0.0	0	0	W	27-21
10/05	at Carolina	P	5	78	15.6	34	1	0	0	0.0	0	0	L	24-27
10/12	L.A. Chargers	P	2	12	6.0	7	1	0	0	0.0	0	0	L	27-29
10/19	at Cleveland	S	0	0	0.0	0	0	0	0	0.0	0	0	L	6-31
10/26	at Atlanta						INJURED RESERVE						W	34-10
10/30	Baltimore						INJURED RESERVE						L	6-28
11/09	Buffalo						INJURED RESERVE						W	30-13
11/16	Washington						INJURED RESERVE						W	16-13+
11/30	New Orleans	S	2	47	23.5	34	0	0	0	0.0	0	0	W	21-17
12/07	at N.Y. Jets	P	1	13	13.0	13	0	1	4	4.0	4	0	W	34-10
12/15	at Pittsburgh	P	7	66	9.4	20	2	0	0	0.0	0	0	L	15-28
12/21	Cincinnati	S	3	40	13.3	22	0	0	0	0.0	0	0	L	21-45
12/28	Tampa Bay	P	1	0	0.0	0	0	0	0	0.0	0	0	W	20-17
2025 TOTALS		9-3	24	283	11.8	34	6	1	4	4.0	4	0	7-9	

+ - Overtime



6 MALIK WASHINGTON

WIDE RECEIVER // 5'8" // 195 // VIRGINIA '24

ACQUIRED: D6A, '24

HOMETOWN: LAWRENCEVILLE, GA. // BORN: 10/20/00

NFL SEASON: SECOND SEASON // DOLPHINS SEASON: SECOND SEASON

NFL CAREER

TRANSACTIONS:

- 6th-round pick (184th overall) by Miami in the 2024 NFL Draft.

CAREER HIGHLIGHTS:

- Played in 30 career games with 8 starts.
- 69 receptions for 534 yards (7.7 avg.) and 2 TDs.
- 20 carries for 113 yards (5.7 avg.) and 2 TDs.
- 48 kickoff returns for 1,341 yards (27.9 avg.).
- 37 punt returns for 392 yards (10.6 avg.) and 1 TD.
- 3 miscellaneous tackles.
- His 30.7 kickoff return average in 2024 was the 2nd-best in franchise history (min. 14 returns):

HIGHEST KICKOFF RETURN AVERAGE IN DOLPHINS SINGLE-SEASON HISTORY (MIN. 14 RETURNS)

PLAYER	YEAR	KR	YDS	AVG
1. Duriel Harris	1976	17	559	32.9
2. MALIK WASHINGTON	2024	14	430	30.7
3. Jakeem Grant Sr.	2018	18	535	29.7
4. Gary Davis	1977	14	414	29.6
5. Mercury Morris	1970	28	812	29.0

2025 (MIAMI):

- Played in 16 games with 5 starts.
- 43 receptions for 311 yards (7.2 avg.) and 2 TDs.
- 15 carries for 88 yards (5.9 avg.) and 1 TD.
- 34 kickoff returns for 911 yards (26.8 avg.).
- 19 punt returns for 258 yards (13.6 avg.) and 1 TD.
- 2 miscellaneous tackles.

VS. NEW ENGLAND (9/14): 1 reception for 2 yards; 3 carries for 23 yards (7.7 avg.); 1 punt return for 74 yards and 1 TD; 2 kickoff returns for 48 yards (24.0 avg.).

- Returned a punt 74 yards for the go-ahead TD with 7:18 remaining in the 4th quarter.
- It was his 1st punt return TD of his career and tied for the 8th-longest punt return in Dolphins history.

VS. L.A. CHARGERS (10/12): 4 receptions for 22 yards (5.5 avg.); 1 carry for 1 yard; 5 kickoff returns for 153 yards (30.6 avg.); 1 punt return for 8 yards.

AT ATLANTA (10/26): 4 receptions for 36 yards (9.0 avg.) and 1 TD.

- Caught a 9-yard TD Pass from QB Tua Tagovailoa to extend Miami's lead, 17-3, in the 2nd quarter.

VS. BUFFALO (11/9): 2 receptions for 9 yards (4.5 avg.) and 1 TD; 1 carry for 4 yards; 1 kickoff return for 24 yards; 1 punt return for 13 yards; 1 miscellaneous tackle.

- Caught a 9-yard TD pass from QB Tua Tagovailoa to give Miami a 7-0 lead with 4:53 remaining in the 1st quarter.

VS. CINCINNATI (12/21): 1 reception for 23 yards; 1 carry for 9 yards and 1 TD; 5 kickoff returns for 132 yards (26.4 avg.).

- Scored on a 9-yard TD run to give Miami a 14-10 lead with 2:30 remaining in the 2nd quarter.

2024 (MIAMI):

- Played in 14 games with 3 starts.
- Inactive for 3 games.
- 26 receptions for 223 yards (8.6 avg.).
- 5 carries for 25 yards (5.0 avg.) and 1 TD.
- 14 kickoff returns for 430 yards (30.7 avg.).
- 18 punt returns for 134 yards (7.4 avg.).
- 1 miscellaneous tackle.

AT L.A. RAMS (11/11): 1 reception for 17 yards; 1 carry for 18 yards and 1 TD; 3 punt returns for 21 yards (7.0 avg.).

- Made his 1st career start.
- Scored on an 18-yard TD run on Miami's opening possession.
- It was the 1st TD of his career.

VS. N.Y. JETS (12/8): 3 kickoff returns for 95 yards (31.7 avg.); 1 punt return for 10 yards.

- Returned a kickoff 45 yards in the final minute of regulation, leading to a game-tying 52-yard field goal from Jason Sanders.

AT HOUSTON (12/15): 5 receptions for 52 yards (10.4 avg.); 3 kickoff returns for 73 yards (24.3 avg.); 2 punt returns for 24 yards (12.0 avg.).

AT N.Y. JETS (1/5): 4 receptions for 48 yards (12.0 avg.); 3 kickoff returns for 122 yards (40.7 avg.).

BEFORE THE NFL

COLLEGE (VIRGINIA):

- 2-year starter (2022-23)
- Transferred to Virginia from Northwestern as a graduate transfer following his senior season (2022).

CAREER (AT VIRGINIA): Played in 12 games with 11 starts; 110 receptions for 1,426 yards (13.0 avg.) and 9 TDs; 3 carries for 7 yards (2.3 avg.).

GRAD (2023 AT VIRGINIA): Played in 12 games with 11 starts; 110 receptions for 1,426 yards (13.0 avg.) and 9 TDs; 3 carries for 7 yards (2.3 avg.).

- 1st-team All-ACC.
- 2nd-team All-American.
- Served as team captain.
- Led the FBS with 10 games of 100+ receiving yards.
- His 110 receptions broke single-season records for both UVA and the ACC, and his 1,426 receiving yards set a single-season record at Virginia.

SENIOR (2022 AT NORTHWESTERN): Started all 12 games; 65 receptions for 694 yards (10.7 avg.) and 1 TD; 9 carries for 12 yards (1.3 avg.).

JUNIOR (2021 AT NORTHWESTERN): Played in all 12 games with 7 starts; 44 receptions for 578 yards (13.1 avg.) and 2 TDs.



SOPHOMORE (2020 AT NORTHWESTERN): Played in 5 games; 5 receptions for 51 yards (10.2 avg.); 1 carry for 8 yards (8.0 avg.).

FRESHMAN (2019 AT NORTHWESTERN): Played in 11 games with 1 start; 6 receptions for 25 yards (4.2 avg.).

HIGH SCHOOL (PARKVIEW HS - LILBURN, GA.)

- Also lettered in track and field.
- Claimed a state and national championship in the 4x100 relay in 2017.

SENIOR (2018): 55 receptions for 792 yards (14.4 avg.) and 5 TDs; 43 carries for 287 yards (6.7 avg.) and 9 TDs; 5-of-10 passing (50.0 pct.) for 38 yards and 1 TD.

OFF THE FIELD

PERSONAL:

- **MASTER'S DEGREE:** Higher education.
- **MAJOR:** Psychology with a certificate in organizational leadership.

MALIK WASHINGTON'S NFL REGULAR SEASON RUSHING/RECEIVING STATISTICS

DATE	TEAM	RECEIVING							RUSHING				
		GP	GS	NO.	YDS.	AVG.	LG	TD	NO.	YDS.	AVG.	LG	TD
2024	Miami	14	3	26	223	8.6	20	0	5	25	5.0	18t	1
2025	Miami	16	5	43	311	7.2	28	2	15	88	5.9	18	1
NFL TOTALS		30	8	69	534	7.7	28	2	20	113	5.7	18t	2

MALIK WASHINGTON'S NFL REGULAR SEASON RETURN STATISTICS

DATE	TEAM	RET.	KICKOFF RETURNS					PUNT RETURNS				
			YDS.	AVG.	LG	TD	NO.	FC	YDS.	AVG.	LG	TD
2024	Miami	14	430	30.7	67	0	18	3	134	7.4	19	0
2025	Miami	34	911	26.8	47	0	19	11	258	13.6	74t	1
NFL TOTALS		48	1,341	27.9	67	0	37	14	392	10.6	74t	1

SINGLE-GAME HIGHS: RUSHING/RECEIVING

Rush Attempts 3 vs. Baltimore, Oct 30, 2025
...1 more at 3.
Rushing Yards 23 vs. New England, Sep 14, 2025
Longest Runs 18 vs. New England, Sep 14, 2025
...1 more at 18.
Rushing TDs 1 at L.A. Rams, Nov 11, 2024
Receptions 5 at Cleveland, Oct 19, 2025
...1 more at 5.
Receiving Yards 52 at Houston, Dec 15, 2024
Receiving Average 16.0 vs. Baltimore, Oct 30, 2025
Longest Receptions 28 vs. Baltimore, Oct 30, 2025
Receiving TDs 1 vs. Buffalo, Nov 09, 2025
...1 more at 1.
All-Purpose Yards 184 vs. L.A. Chargers, Oct 12, 2025
Kickoff Returns 5 vs. Cincinnati, Dec 21, 2025
...1 more at 5.
Kickoff Return Yards 153 vs. L.A. Chargers, Oct 12, 2025

Longest Kickoff Return 67 at N.Y. Jets, Jan 05, 2025
Fair Catches 2 vs. Cincinnati, Dec 21, 2025
...2 more at 2.
Punt Return Yards 74 vs. New England, Sep 14, 2025
Longest Punt Return 74t vs. New England, Sep 14, 2025
Punt Returns 3 at Carolina, Oct 05, 2025
...1 more at 3.
Punt Return TDs 1 vs. New England, Sep 14, 2025
Punt Return Average 9.7 at Carolina, Oct 05, 2025
Kickoff Return Average 40.7 at N.Y. Jets, Jan 05, 2025
Most TDs 1 vs. Cincinnati, Dec 21, 2025
...4 more at 1.
Miscellaneous Tackles 1 at New England, Oct 06, 2024
Scrimmage Yards 61 vs. Baltimore, Oct 30, 2025

2024 GXG REGULAR-SEASON (MIAMI)

DATE	OPPONENT	P/S	RECEIVING					RUSHING					W/L	SCORE
			NO.	YDS.	AVG.	LG	TD	NO.	YDS.	AVG.	LG	TD		
09/08	Jacksonville												W	20-17
09/12	Buffalo												L	10-31
09/22	at Seattle												L	3-24
09/30	Tennessee	P	1	8	8.0	8	0	0	0	0.0	0	0	L	12-31
10/06	at New England	P	0	0	0.0	0	0	0	0	0.0	0	0	W	15-10
10/20	at Indianapolis	P	2	9	4.5	7	0	0	0	0.0	0	0	L	10-16
10/27	Arizona	P	0	0	0.0	0	0	0	0	0.0	0	0	L	27-28
11/03	at Buffalo	P	0	0	0.0	0	0	1	9	9.0	9	0	L	27-30
11/11	at L.A. Rams	S	1	17	17.0	17	0	1	18	18.0	18t	1	W	23-15
11/17	Las Vegas	P	3	11	3.7	9	0	1	7	7.0	7	0	W	34-19
11/24	New England	P	1	1	1.0	1	0	1	2	2.0	2	0	W	34-15
11/28	at Green Bay	P	2	8	4.0	8	0	0	0	0.0	0	0	L	17-30
12/08	N.Y. Jets	P	0	0	0.0	0	0	0	0	0.0	0	0	W	32-26+
12/15	at Houston	P	5	52	10.4	20	0	0	0	0.0	0	0	L	12-20
12/22	San Francisco	S	3	28	9.3	19	0	0	0	0.0	0	0	W	29-17
12/29	at Cleveland	S	4	41	10.3	13	0	1	-11	-11.0	-11	0	W	20-3
01/05	at N.Y. Jets	P	4	48	12.0	20	0	0	0	0.0	0	0	L	20-32
2024 TOTALS		14-3	26	223	8.6	20	0	5	25	5.0	18t	1	8-9	

+ - Overtime



2025 GXG REGULAR-SEASON (MIAMI)

DATE	OPPONENT	P/S	RECEIVING					TD	RUSHING					TD	W/L	SCORE
			NO.	YDS.	AVG.	LG			NO.	YDS.	AVG.	LG				
09/07	at Indianapolis	P	2	20	10.0	11		0	1	9	9.0	9		0	L	8-33
09/14	New England	P	1	2	2.0	2		0	3	23	7.7	18		0	L	27-33
09/18	at Buffalo	S	3	12	4.0	5		0	2	20	10.0	14		0	L	21-31
09/29	N.Y. Jets	S	2	13	6.5	9		0	2	8	4.0	8		0	W	27-21
10/05	at Carolina	S	4	0	0.0	8		0	0	0	0.0	0		0	L	24-27
10/12	L.A. Chargers	P	4	22	5.5	9		0	1	1	1.0	1		0	L	27-29
10/19	at Cleveland	P	5	30	6.0	14		0	0	0	0.0	0		0	L	6-31
10/26	at Atlanta	P	4	36	9.0	17		1	0	0	0.0	0		0	W	34-10
10/30	Baltimore	P	3	48	16.0	28		0	3	13	4.3	7		0	L	6-28
11/09	Buffalo	P	2	9	4.5	9t		1	1	4	4.0	4		0	W	30-13
11/16	Washington	P	3	42	14.0	18		0	0	0	0.0	0		0	W	16-13+
11/30	New Orleans	P	4	30	7.5	19		0	0	0	0.0	0		0	W	21-17
12/07	at N.Y. Jets	P	3	10	3.3	9		0	0	0	0.0	0		0	W	34-10
12/15	at Pittsburgh	S	1	10	10.0	10		0	0	0	0.0	0		0	L	15-28
12/21	Cincinnati	P	1	23	23.0	23		0	1	9	9.0	9t		1	L	21-45
12/28	Tampa Bay	S	1	4	4.0	4		0	1	1	1.0	1		0	W	20-17
2025 TOTALS			16-5	43	311	7.2	28	2	15	88	5.9	18	1	1	7-9	
+ - Overtime																



84 TAHJ WASHINGTON

WIDE RECEIVER // 5'10" // 174 // USC '24
ACQUIRED: D7, '24
HOMETOWN: MARSHALL, TEXAS // BORN: 05/16/01
NFL SEASON: SECOND SEASON // DOLPHINS SEASON: SECOND SEASON

NFL CAREER

TRANSACTIONS:

- 7th-round pick (241st overall) by Miami in the 2024 NFL Draft.

CAREER HIGHLIGHTS:

- Played in 5 career games with 1 start.
- 1 reception for 11 yards.
- 1 miscellaneous tackle.

2025 (MIAMI):

- Played in 5 games with 1 start.
- Dressed but did not play in 1 game.
- Inactive for 10 games.
- 1 reception for 11 yards.
- 1 miscellaneous tackle.

AT CAROLINA (10/6): Played but didn't record any stats.

- Made his NFL debut.

VS. BALTIMORE (10/30): 1 reception for 11 yards.

- Made his 1st career start.

2024 (MIAMI):

- Missed the entire season after being placed on injured reserve on July 23.

BEFORE THE NFL

COLLEGE (SOUTHERN CALIFORNIA):

- Transferred to Southern California from Memphis following his redshirt freshman season in 2020.

CAREER (AT SOUTHERN CALIFORNIA): Played in 39 games with 30 starts; 163 receptions for 2,449 yards (15.0 avg.) and 15 TDs; 1 carry for 10 yards (10.0 avg.); 10 kickoff returns for 196 yards (19.6 avg.).

SENIOR (2023 AT SOUTHERN CALIFORNIA): Played in 13 games with 8 starts; 59 receptions for 1,062 yards (18.0 avg.) and 8 TDs; 1 carry for 10 yards (10.0 avg.).

- All-Pac 12 Honorable Mention.

JUNIOR (2022 AT SOUTHERN CALIFORNIA): Played in 14 games with 11 starts; 50 receptions for 785 yards (15.7 avg.) and 6 TDs.

- All-Pac 12 Honorable Mention.

SOPHOMORE (2021 AT SOUTHERN CALIFORNIA): Played in 12 games with 11 starts; 54 receptions for 602 yards (11.1 avg.) and 1 TD.

REDSHIRT FRESHMAN (2020 AT MEMPHIS): Played in 11 games with 10 starts; 43 receptions for 743 yards (17.3 avg.) with 6 TDs; 4 carries for 11 yards (2.8 avg.) and 1 TD.

- Freshman All-American

TRUE FRESHMAN (2019 AT MEMPHIS): Played in 4 games; 3 receptions for 32 yards (10.7 avg.).

HIGH SCHOOL (MARSHALL HS – MARSHALL, TEXAS)

- Also played soccer and track and field.

SENIOR (2018): 45 receptions for 868 yards (19.3 avg.) and 12 TDs; 29 carries for 255 yards (8.8 avg.) and 3 TDs.

JUNIOR (2017): 31 receptions for 478 yards (15.4 avg.) and 6 TDs; 11 carries for 159 yards (14.5 avg.) and 2 TDs.

SOPHOMORE (2016): 24 receptions for 275 yards (11.5 avg.) with 4 TDs; 3 carries for 67 yards (22.3 avg.).

OFF THE FIELD

PERSONAL:

- **MAJOR:** Social psychology.

TAHJ WASHINGTON'S NFL REGULAR SEASON RUSHING/RECEIVING STATISTICS

DATE	TEAM	RECEIVING					RUSHING				
		GP	GS	NO.	YDS.	AVG.	LG	TD	NO.	YDS.	AVG.
2024	Miami	0	0	0	0	0.0	0	0	0	0	0.0
2025	Miami	5	1	1	11	11.0	11	0	0	0	0.0
NFL TOTALS		5	1	1	11	11.0	11	0	0	0	0.0

SINGLE-GAME HIGHS: RECEIVING

Receiving Yards
Longest Receptions

11 vs. Baltimore, Oct 30, 2025
11 vs. Baltimore, Oct 30, 2025

All-Purpose Yards
Scrimmage Yards

11 vs. Baltimore, Oct 30, 2025
11 vs. Baltimore, Oct 30, 2025



2024 GXG REGULAR-SEASON (MIAMI)

DATE	OPPONENT	P/S	RECEIVING				LG	TD	RUSHING				LG	TD	W/L	SCORE
			NO.	YDS.	AVG.				NO.	YDS.	AVG.					
09/08	Jacksonville								INJURED RESERVE						W	20-17
09/22	at Seattle								INJURED RESERVE						L	3-24
09/30	Tennessee								INJURED RESERVE						L	12-31
10/06	at New England								INJURED RESERVE						W	15-10
10/20	at Indianapolis								INJURED RESERVE						L	10-16
10/27	Arizona								INJURED RESERVE						L	27-28
11/03	at Buffalo								INJURED RESERVE						L	27-30
11/11	at L.A. Rams								INJURED RESERVE						W	23-15
11/17	Las Vegas								INJURED RESERVE						W	34-19
11/24	New England								INJURED RESERVE						W	34-15
11/28	at Green Bay								INJURED RESERVE						L	17-30
12/08	N.Y. Jets								INJURED RESERVE						W	32-26+
12/15	at Houston								INJURED RESERVE						L	12-20
12/22	San Francisco								INJURED RESERVE						W	29-17
12/29	at Cleveland								INJURED RESERVE						W	20-3
01/05	at N.Y. Jets								INJURED RESERVE						L	20-32
2024 TOTALS		0-0	0	0	0.0	0	0		0	0	0.0	0	0		8-8	

+ - Overtime

2025 GXG REGULAR-SEASON (MIAMI)

DATE	OPPONENT	P/S	RECEIVING				LG	TD	RUSHING				LG	TD	W/L	SCORE
			NO.	YDS.	AVG.				NO.	YDS.	AVG.					
09/07	at Indianapolis								INACTIVE						L	8-33
09/14	New England								INACTIVE						L	27-33
09/18	at Buffalo								INACTIVE						L	21-31
09/29	N.Y. Jets								INACTIVE						W	27-21
10/05	at Carolina	P	0	0	0.0	0	0	0	0	0	0.0	0	0	0	L	24-27
10/12	L.A. Chargers								DID NOT PLAY						L	27-29
10/19	at Cleveland								INACTIVE						L	6-31
10/26	at Atlanta								INACTIVE						W	34-10
10/30	Baltimore	S	1	11	11.0	11	0	0	0	0	0.0	0	0	0	L	6-28
11/09	Buffalo	P	0	0	0.0	0	0	0	0	0	0.0	0	0	0	W	30-13
11/16	Washington	P	0	0	0.0	0	0	0	0	0	0.0	0	0	0	W	16-13+
11/30	New Orleans								INACTIVE						W	21-17
12/07	at N.Y. Jets								INACTIVE						W	34-10
12/15	at Pittsburgh								INACTIVE						L	15-28
12/21	Cincinnati								INACTIVE						L	21-45
12/28	Tampa Bay	P	0	0	0.0	0	0	0	0	0	0.0	0	0	0	W	20-17
2025 TOTALS		5-1	1	11	11.0	11	0	0	0	0	0.0	0	0	0	7-9	

+ - Overtime



81 THEO WEASE JR.

WIDE RECEIVER // 6'2" // 210 // MISSOURI '25

ACQUIRED: FA, '25

HOMETOWN: ALLEN, TEXAS // BORN: 06/25/01

NFL SEASON: ROOKIE SEASON // DOLPHINS SEASON: ROOKIE SEASON

NFL CAREER

TRANSACTIONS:

- Signed to Miami practice squad on August 27, 2025.
- Waived by Miami on August 26, 2025.
- Signed by Miami as an undrafted college free agent on May 9, 2025.
- Waived by Miami on August 26, 2025.
- Signed to Miami practice squad on August 27, 2025.

CAREER HIGHLIGHTS:

- Played in 2 career games.
- 3 receptions for 95 yards (31.7 avg.) and 1 TD.

2025 (MIAMI):

- Played in 2 games.
- Spent 14 games on the practice squad.
- 3 receptions for 95 yards (31.7 avg.) and 1 TD.

VS. CINCINNATI (12/21): 2 receptions for 32 yards (16.0 avg.).

- Made his NFL debut.

VS. TAMPA BAY (12/28): 1 reception for 61 yards and 1 TD.

- Caught a 63-yard TD pass from QB Quinn Ewers to make it 7-7 with 4:29 remaining in the 1st quarter.
- It was the 1st TD of his career.

BEFORE THE NFL

COLLEGE (MISSOURI):

- 5-year letterman (2019-20, 2022-24) and 4-year starter.
- Transferred to Missouri from Oklahoma following the 2022 season.

CAREER: Played in 62 games with 43 starts; 173 receptions for 2,610 yards (15.1 avg.) and 20 TDs.

GRADUATE (2024 AT MISSOURI): Started in all 13 games; 60 receptions for 884 yards (14.7 avg.) and 4 TDs.

- Served as team captain.

REDSHIRT SENIOR (2023 AT MISSOURI): Started in all 13 games; 49 receptions for 682 yards (13.9 avg.) and 6 TDs.

REDSHIRT JUNIOR (2022 AT OKLAHOMA): Played in 11 games with 6 starts; 19 receptions for 378 yards (19.9 avg.) and 4 TDs.

JUNIOR (2021 AT OKLAHOMA): Played in 1 game; did not record any stats.

- Missed the rest of the season due to injury.

SOPHOMORE (2020 AT OKLAHOMA): Started in all 11 games; 37 receptions for 530 yards (14.3 avg.) and 4 TDs.

- All-Big 12 honorable mention.

TRUE FRESHMAN (2019 AT OKLAHOMA): Played in 13 games; 8 receptions for 136 yards (17.0 avg.) and 2 TDs.
HIGH SCHOOL (ALLEN HS – ALLEN, TEXAS)

- Helped Allen to a 56-3 record in his four seasons.
- Under Armour All-American and All-American Bowl selections.

SENIOR (2018): Recorded over 1,000 receiving yards with 16 receiving TDs and 2 kickoff return TDs.

- 1st-team all-conference.

JUNIOR (2017):

- Led team to state championship.

OFF THE FIELD

PERSONAL:

- **GRADUATE DEGREE:** Education.
- **MAJOR:** Human relations.

THEO WEASE JR.'S NFL REGULAR SEASON RUSHING/RECEIVING STATISTICS

DATE	TEAM	RECEIVING					RUSHING				
		GP	GS	NO.	YDS.	AVG.	LG	TD	NO.	YDS.	AVG.
2025	Miami	2	0	3	95	31.7	63t	1	0	0	0.0
NFL TOTALS		2	0	3	95	31.7	63t	1	0	0	0.0

SINGLE-GAME HIGHS: RECEIVING

Receptions
Receiving Yards
Longest Receptions

2 vs. Cincinnati, Dec 21, 2025
32 vs. Cincinnati, Dec 21, 2025
63t vs. Tampa Bay, Dec 28, 2025

All-Purpose Yards
Most TDs
Scrimmage Yards

32 vs. Cincinnati, Dec 21, 2025
1 vs. Tampa Bay, Dec 28, 2025
32 vs. Cincinnati, Dec 21, 2025



2025 GXG REGULAR-SEASON (MIAMI)

DATE	OPPONENT	P/S	RECEIVING				LG	TD	RUSHING				LG	TD	W/L	SCORE
			NO.	YDS.	AVG.				NO.	YDS.	AVG.					
09/07	at Indianapolis								PRACTICE SQUAD						L	8-33
09/14	New England								PRACTICE SQUAD						L	27-33
09/18	at Buffalo								PRACTICE SQUAD						L	21-31
09/29	N.Y. Jets								PRACTICE SQUAD						W	27-21
10/05	at Carolina								PRACTICE SQUAD						L	24-27
10/12	L.A. Chargers								PRACTICE SQUAD						L	27-29
10/19	at Cleveland								PRACTICE SQUAD						L	6-31
10/26	at Atlanta								PRACTICE SQUAD						W	34-10
10/30	Baltimore								PRACTICE SQUAD						L	6-28
11/09	Buffalo								PRACTICE SQUAD						W	30-13
11/16	Washington								PRACTICE SQUAD						W	16-13+
11/30	New Orleans								PRACTICE SQUAD						W	21-17
12/07	at N.Y. Jets								PRACTICE SQUAD						W	34-10
12/15	at Pittsburgh								PRACTICE SQUAD						L	15-28
12/21	Cincinnati	P	2	32	16.0	18	0		0	0	0.0	0	0	0	L	21-45
12/28	Tampa Bay	P	1	63	63.0	63t	1		0	0	0.0	0	0	0	W	20-17
2025 TOTALS		2-0	3	95	31.7	63t	1		0	0	0.0	0	0	0	7-9	

+ - Overtime



18 NICK WESTBROOK-IKHINE

WIDE RECEIVER // 6'2" // 211 // INDIANA 20

ACQUIRED: UFA, '25 (TEN.)

HOMETOWN: LAKE MARY, FLA. // BORN: 03/21/97

NFL SEASON: SIXTH SEASON // DOLPHINS SEASON: FIRST SEASON

NFL CAREER

TRANSACTIONS:

- Signed by Miami as an unrestricted free agent from Tennessee on March 13, 2025.
- Signed to Tennessee's active roster on Sept. 16, 2020.
- Signed to Tennessee's practice squad on Sept. 6, 2020.
- Waived by Tennessee on Sept. 5, 2020.
- Signed by Tennessee as an undrafted college free agent on May 7, 2020.

CAREER HONORS:

- 2021 Ed Block Courage Award (Tennessee recipient).

CAREER HIGHLIGHTS:

- Played in 92 career games with 42 starts.
- 137 receptions for 1,862 yards (13.6 avg.) and 19 TDs.
- 12 special teams tackles (8 solo).
- 5 miscellaneous tackles.
- 1 miscellaneous fumble recovery.
- Played in 2 postseason games with Tennessee.
- His 9 receiving TDs were tied for the 9th-most in the NFL in 2024:

MOST RECEIVING TOUCHDOWNS (2024)

PLAYER	TEAM	REC	YDS	TDs
1. Ja'Marr Chase	Cin.	127	1,708	17
2. Terry McLaurin	Was.	82	1,096	13
3. Amon-Ra St. Brown	Det.	115	1,263	12
4. Mike Evans	TB	74	1,004	11
Mark Andrews	Bal.	55	673	11
6. Justin Jefferson	Min.	103	1,533	10
Brian Thomas Jr.	Jax.	87	1,282	10
Tee Higgins	Cin.	73	911	10
9. NICK WESTBROOK-IKHINE	TEN.	32	497	9
Drake London	Atl.	100	1,271	9
Jordan Addison	Min.	63	875	9
Rashod Bateman	Bal.	45	756	9

- His 98-yard TD vs. Minnesota on Nov. 17, 2024 was the longest offensive TD in 2024:

LONGEST OFFENSIVE TOUCHDOWNS (2024)

PLAYER	TEAM	DATE	OPP.	LG
1. NICK WESTBROOK-IKHINE	TEN.	11/17/24	MIN.	98T
2. Justin Jefferson	Min.	9/15/24	SF	97T
3. Marvin Mims	Den.	12/2/24	Cle.	93T
4. Dameon Pierce	Hou.	1/5/25	Ten.	92T
5. Jerry Jeudy	Cle.	11/17/24	NO	89T

2025 (MIAMI):

- Played in 14 games with 3 starts.
- Inactive for 2 games.
- 11 receptions for 89 yards (8.1 avg.).
- 5 special teams tackles (3 solo).
- 1 miscellaneous tackle.

AT INDIANAPOLIS (9/7): 1 reception for 7 yards.

- Made his Dolphins debut.

AT NEW ENGLAND (9/14): 2 receptions for 18 yards (9.0 avg.).

AT CLEVELAND (10/19): 3 receptions for 16 yards (5.3 avg.).

AT ATLANTA (10/26): 1 reception for 18 yards; 2 special teams tackles (1 solo).

2024 (TENNESSEE):

- Played in all 17 games with 9 starts.
- 32 receptions for 497 yards (15.5 avg.) and 9 TDs.
- 2 solo special teams tackles.
- 2 miscellaneous tackles.

AT DETROIT (10/27): 2 receptions for 39 yards (19.5 avg.) and 1 TD.

- Caught a 5-yard TD pass from QB Mason Rudolph with 13:18 remaining in the 2nd quarter to tie the game at 14-14.

VS. NEW ENGLAND (11/3): 5 receptions for 50 yards (10.0 avg.) and 1 TD.

- Caught a 6-yard touchdown pass from QB Mason Rudolph to give Tennessee a 17-10 lead with 4:27 remaining in the 3rd quarter.
- It was his 4th consecutive game with a receiving TD, tied for the 3rd-longest streak by a Titan since the team moved to Tennessee in 1997.

VS. MINNESOTA (11/17): 2 receptions for 117 yards (58.5 avg.) and 1 TD.

- Caught a 98-yard TD pass from QB Will Levis with 7:00 remaining in the 3rd quarter.
- It tied the franchise record for the longest receiving touchdown in Titans history and was the longest offensive play in the NFL in 2024.

2023 (TENNESSEE):

- Played in 14 games with 9 starts.
- Missed the final 3 games of the season after being placed on injured reserve on Dec. 20.
- 28 receptions for 370 yards (13.2 avg.) and 3 TDs.

VS. L.A. CHARGERS (9/17): 3 receptions for 25 yards (8.3 avg.) and 1 TD.

- Caught a 4-yard TD pass from QB Ryan Tannehill to give Tennessee a 24-21 lead with 2:22 remaining in the 3rd quarter.

VS. CINCINNATI (10/1): 5 receptions for 51 yards (10.2 avg.) and 1 TD.

- Caught a 13-yard TD pass from QB Ryan Tannehill to give Tennessee a 10-3 lead with 6:31 remaining in the 2nd quarter.

VS. ATLANTA (10/29): 1 reception for 33 yards and 1 TD.

- Caught a 33-yard TD pass from QB Ryan Tannehill with 6:59 remaining in the 4th quarter.

2022 (TENNESSEE):

- Played in all 17 games with 13 starts.
- 25 receptions for 397 yards (15.9 avg.) and 3 TDs.



- 1 miscellaneous tackle.
- 1 miscellaneous fumble recovery.

AT WASHINGTON (10/9): 2 receptions for 72 yards (36.0 avg.).

VS. DENVER (11/13): 5 receptions for 119 yards (23.8 avg.) and 2 TDs.

- Caught a 9-yard TD pass from QB Ryan Tannehill with 0:12 remaining in the 2nd quarter.
- Caught a 63-yard TD pass from QB Ryan Tannehill to give Tennessee a 14-10 lead with 5:14 remaining in the 3rd quarter.
- It marked his 1st career game with multiple TDs.

2021 (TENNESSEE):

- Played in 16 games with 7 starts.
- Inactive for 1 game.
- 38 receptions for 476 yards (12.5 avg.) and 4 TDs.
- 3 special teams tackles (1 solo).

VS. INDIANAPOLIS (9/26): 4 receptions for 53 yards (13.3 avg.) and 1 TD.

- Caught an 18-yard TD pass from QB Ryan Tannehill to give Tennessee a 14-7 lead with 5:56 remaining in the 2nd quarter.
- It was his 1st career TD.

VS. HOUSTON (11/21): 7 receptions for 107 yards (15.3 avg.).

- It was his 1st career game with 100-plus receiving yards.

AT HOUSTON (1/9): 4 receptions for 78 yards (19.5 avg.) and 1 TD.

- Caught a 4-yard TD pass from QB Ryan Tannehill to extend Tennessee's lead to 21-0 with 0:11 remaining in the 2nd quarter.

POSTSEASON:

AFC DIVISIONAL VS. CINCINNATI (1/22): Played but did not record any stats.

HONORS:

- Ed Block Courage Award (Tennessee recipient).

2020 (TENNESSEE):

- Played in 14 games with 1 start.
- Inactive for 2 games.
- 3 receptions for 33 yards (11.0 avg.).
- 4 special teams tackles (2 solo).

VS. JACKSONVILLE (9/20): Played but did not record any stats.

- Made his NFL debut.

VS. BUFFALO (10/13): 1 reception for 7 yards.

- It was his 1st career reception.

POSTSEASON:

AFC WILD CARD VS. BALTIMORE (1/10): 2 receptions for 17 yards (8.5 avg.); 1 solo special teams tackle.

BEFORE THE NFL

COLLEGE (INDIANA):

- 4-year letterman (2015-16, 2018-19).

CAREER: Played in 52 games with 36 starts; 144 receptions for 2,226 yards (15.5 avg.) and 16 TDs; 1 carry for 3 yards and 1 TD; 1 solo tackle.

- Ranked 7th in receiving yards and touchdowns, tied for 8th in 100-yard games (6) and 9th in catches in school history.
- 4-time Academic All-Big Ten (2016-19).

REDSHIRT SENIOR (2019): Played in all 13 games with 12 starts; 42 receptions for 572 yards (13.6 avg.) and 5 TDs.

- Served as team captain.

REDSHIRT JUNIOR (2018): Started all 12 games; 42 receptions for 590 yards (14.0 avg.) and 4 TDs.

JUNIOR (2017): Suffered a season-ending knee injury on the 1st play of the season.

- Received medical redshirt.

SOPHOMORE (2016): Played in all 13 games with 12 starts; 54 receptions for 995 yards (18.4 avg.) and 6 TDs; 1 carry for 3 yards and 1 TD.

- All-Big Ten honorable mention.
- Finished 2nd in the Big Ten in receiving yards.

TRUE FRESHMAN (2015): Played in all 13 games; 6 receptions for 69 yards (11.5 avg.) and 1 TD.

HIGH SCHOOL (LAKE MARY HS – LAKE MARY, FLA.)

- Also competed in lacrosse and track and field.
- School record holder for receiving yards and TDs.

SENIOR (2014):

- Led team to an 11-2 record and district title.
- 84 receptions for 1,853 yards and 21 TDs.
- 1st-team all-state.

JUNIOR (2013):

- Led team to an 11-1 record and district title.
- 52 receptions for 826 passes and 13 TDs.

OFF THE FIELD

COMMUNITY:

- Partnered with Mars Inc. and visited the Nashville Humane Association to raise awareness for the 16th annual U.S. Mars Pet Adoption Weekend which helped cover more than \$100,000 in adoption fees around the country.
- Involved with Destiny Rescue, "a global, faith-based organization that rescues children out of sexual exploitation and human trafficking and most importantly helps them stay free."

PERSONAL:

- **PRONUNCIATION:** Last name is pronounced ih-KEY-nay.
- **MAJOR:** Business marketing.



NICK WESTBROOK-IKHINE'S NFL REGULAR SEASON RUSHING/RECEIVING STATISTICS

DATE	TEAM	GP	GS	RECEIVING					TD	RUSHING				
				NO.	YDS.	AVG.	LG			NO.	YDS.	AVG.	LG	
2020	Tennessee	14	1	3	33	11.0	19	0		0	0	0.0	0	0
2021	Tennessee	16	7	38	476	12.5	46	4		0	0	0.0	0	0
2022	Tennessee	17	13	25	397	15.9	63t	3		0	0	0.0	0	0
2023	Tennessee	14	9	28	370	13.2	33t	3		0	0	0.0	0	0
2024	Tennessee	17	9	32	497	15.5	98t	9		0	0	0.0	0	0
2025	Miami	14	3	11	89	8.1	18	0		0	0	0.0	0	0
NFL TOTALS		92	42	137	1,862	13.6	98t	19		0	0	0.0	0	0

NICK WESTBROOK-IKHINE'S NFL POSTSEASON RUSHING/RECEIVING STATISTICS

DATE	TEAM	GP	GS	RECEIVING					TD	RUSHING				
				NO.	YDS.	AVG.	LG			NO.	YDS.	AVG.	LG	
2020	Tennessee	1	0	2	17	8.5	12	0		0	0	0.0	0	0
2021	Tennessee	1	0	0	0	0.0	0	0		0	0	0.0	0	0
NFL TOTALS		2	0	2	17	8.5	12	0		0	0	0.0	0	0

SINGLE-GAME HIGHS: RECEIVING

Receptions
Receiving Yards
Receiving Average
Longest Receptions
Receiving TDs

7 vs. Houston, Nov 21, 2021
119 vs. Denver, Nov 13, 2022
23.8 vs. Denver, Nov 13, 2022
98t vs. Minnesota, Nov 17, 2024
2 at Washington, Dec 01, 2024
...1 more at 2.

All-Purpose Yards
Special Teams Tackles
Most TDs

Miscellaneous Tackles

Scrimmage Yards

119 vs. Denver, Nov 13, 2022
2 at Chicago, Sep 08, 2024
2 at Washington, Dec 01, 2024
...1 more at 2.
1 vs. Cincinnati, Dec 15, 2024
...2 more at 1.
119 vs. Denver, Nov 13, 2022

100-YARD RECEIVING GAMES (3): REGULAR SEASON

DATE	TEAM	NO.	YDS.	AVG.	LG	TD
11/21/21	HOUSTON	7	107	15.3	46	0
11/13/22	DENVER	5	119	23.8	63t	2
11/17/24	MINNESOTA	2	117	58.5	98t	1

2020 GXG REGULAR-SEASON (TENNESSEE)

DATE	OPPONENT	P/S	RECEIVING					NO.	RUSHING					W/L	SCORE
			NO.	YDS.	AVG.	LG	TD		YDS.	AVG.	LG	TD			
09/14	at Denver													W	16-14
09/20	Jacksonville	P	0	0	0.0	0	0	0	0	0.0	0	0	0	W	33-30
09/27	at Minnesota	P	0	0	0.0	0	0	0	0	0.0	0	0	0	W	31-30
10/13	Buffalo	P	1	7	7.0	7	0	0	0	0.0	0	0	0	W	42-16
10/18	Houston	S	0	0	0.0	0	0	0	0	0.0	0	0	0	W	42-36+
10/25	Pittsburgh	P	0	0	0.0	0	0	0	0	0.0	0	0	0	L	24-27
11/01	at Cincinnati	P	0	0	0.0	0	0	0	0	0.0	0	0	0	L	20-31
11/08	Chicago	P	0	0	0.0	0	0	0	0	0.0	0	0	0	W	24-17
11/12	Indianapolis	P	0	0	0.0	0	0	0	0	0.0	0	0	0	L	17-34
11/22	at Baltimore	P	1	7	7.0	7	0	0	0	0.0	0	0	0	W	30-24+
11/29	at Indianapolis	P	0	0	0.0	0	0	0	0	0.0	0	0	0	W	45-26
12/06	Cleveland													L	35-41
12/13	at Jacksonville	P	0	0	0.0	0	0	0	0	0.0	0	0	0	W	31-10
12/20	Detroit	P	0	0	0.0	0	0	0	0	0.0	0	0	0	W	46-25
12/27	at Green Bay	P	1	19	19.0	19	0	0	0	0.0	0	0	0	L	14-40
01/03	at Houston	P	0	0	0.0	0	0	0	0	0.0	0	0	0	W	41-38
2020 TOTALS		14-1	3	33	11.0	19	0	0	0	0.0	0	0	0	11-5	

+ - Overtime



2021 GXG REGULAR-SEASON (TENNESSEE)

DATE	OPPONENT	P/S	RECEIVING					RUSHING					W/L	SCORE
			NO.	YDS.	AVG.	LG	TD	NO.	YDS.	AVG.	LG	TD		
09/12	Arizona	P	1	10	10.0	10	0	0	0	0.0	0	0	L	13-38
09/19	at Seattle	P	1	6	6.0	6	0	0	0	0.0	0	0	W	33-30+
09/26	Indianapolis	S	4	53	13.3	18t	1	0	0	0.0	0	0	W	25-16
10/03	at N.Y. Jets	S	3	29	9.7	18	0	0	0	0.0	0	0	L	24-27+
10/10	at Jacksonville							INACTIVE					W	37-19
10/18	Buffalo	P	3	27	9.0	14	0	0	0	0.0	0	0	W	34-31
10/24	Kansas City	P	0	0	0.0	0	0	0	0	0.0	0	0	W	27-3
10/31	at Indianapolis	P	2	16	8.0	11	1	0	0	0.0	0	0	W	34-31+
11/07	at L.A. Rams	P	1	14	14.0	14	0	0	0	0.0	0	0	W	28-16
11/14	New Orleans	S	1	10	10.0	10	0	0	0	0.0	0	0	W	23-21
11/21	Houston	P	7	107	15.3	46	0	0	0	0.0	0	0	L	13-22
11/28	at New England	S	2	25	12.5	24	1	0	0	0.0	0	0	L	13-36
12/12	Jacksonville	S	3	31	10.3	15	0	0	0	0.0	0	0	W	20-0
12/19	at Pittsburgh	S	4	32	8.0	12	0	0	0	0.0	0	0	L	13-19
12/23	San Francisco	P	2	38	19.0	24	0	0	0	0.0	0	0	W	20-17
01/02	Miami	S	0	0	0.0	0	0	0	0	0.0	0	0	W	34-3
01/09	at Houston	P	4	78	19.5	36	1	0	0	0.0	0	0	W	28-25
2021 TOTALS		16-7	38	476	12.5	46	4	0	0	0.0	0	0	12-5	

+ - Overtime

2022 GXG REGULAR-SEASON (TENNESSEE)

DATE	OPPONENT	P/S	RECEIVING					RUSHING					W/L	SCORE
			NO.	YDS.	AVG.	LG	TD	NO.	YDS.	AVG.	LG	TD		
09/11	N.Y. Giants	S	1	13	13.0	13	0	0	0	0.0	0	0	L	20-21
09/19	at Buffalo	S	1	13	13.0	13	0	0	0	0.0	0	0	L	7-41
09/25	Las Vegas	S	3	40	13.3	15	0	0	0	0.0	0	0	W	24-22
10/02	at Indianapolis	P	0	0	0.0	0	0	0	0	0.0	0	0	W	24-17
10/09	at Washington	S	2	72	36.0	61	0	0	0	0.0	0	0	W	21-17
10/23	Indianapolis	S	0	0	0.0	0	0	0	0	0.0	0	0	W	19-10
10/30	at Houston	S	0	0	0.0	0	0	0	0	0.0	0	0	W	17-10
11/06	at Kansas City	P	0	0	0.0	0	0	0	0	0.0	0	0	L	17-20+
11/13	Denver	S	5	119	23.8	63t	2	0	0	0.0	0	0	W	17-10
11/17	at Green Bay	S	2	28	14.0	19	0	0	0	0.0	0	0	W	27-17
11/27	Cincinnati	S	4	58	14.5	25	0	0	0	0.0	0	0	L	16-20
12/04	at Philadelphia	P	1	4	4.0	4	0	0	0	0.0	0	0	L	10-35
12/11	Jacksonville	S	3	23	7.7	13	1	0	0	0.0	0	0	L	22-36
12/18	at L.A. Chargers	S	0	0	0.0	0	0	0	0	0.0	0	0	L	14-17
12/24	Houston	S	2	23	11.5	14	0	0	0	0.0	0	0	L	14-19
12/29	Dallas	S	1	4	4.0	4	0	0	0	0.0	0	0	L	13-27
01/07	at Jacksonville	P	0	0	0.0	0	0	0	0	0.0	0	0	L	16-20
2022 TOTALS		17-13	25	397	15.9	63t	3	0	0	0.0	0	0	7-10	

+ - Overtime

2023 GXG REGULAR-SEASON (TENNESSEE)

DATE	OPPONENT	P/S	RECEIVING					RUSHING					W/L	SCORE
			NO.	YDS.	AVG.	LG	TD	NO.	YDS.	AVG.	LG	TD		
09/10	at New Orleans	P	4	58	14.5	24	0	0	0	0.0	0	0	L	15-16
09/17	L.A. Chargers	S	3	25	8.3	14	1	0	0	0.0	0	0	W	27-24+
09/24	at Cleveland	P	0	0	0.0	0	0	0	0	0.0	0	0	L	3-27
10/01	Cincinnati	S	5	51	10.2	22	1	0	0	0.0	0	0	W	27-3
10/08	at Indianapolis	S	1	9	9.0	9	0	0	0	0.0	0	0	L	16-23
10/15	Baltimore	S	3	25	8.3	10	0	0	0	0.0	0	0	L	16-24
10/29	Atlanta	P	1	33	33.0	33t	1	0	0	0.0	0	0	W	28-23
11/02	at Pittsburgh	P	1	23	23.0	23	0	0	0	0.0	0	0	L	16-20
11/12	at Tampa Bay	P	1	9	9.0	9	0	0	0	0.0	0	0	L	6-20
11/19	at Jacksonville	S	1	7	7.0	7	0	0	0	0.0	0	0	L	14-34
11/26	Carolina	S	4	41	10.3	18	0	0	0	0.0	0	0	W	17-10
12/03	Indianapolis	S	1	28	28.0	28	0	0	0	0.0	0	0	L	28-31+
12/11	at Miami	S	2	28	14.0	23	0	0	0	0.0	0	0	W	28-27
12/17	Houston	S	1	33	33.0	33	0	0	0	0.0	0	0	L	16-19+
12/24	Seattle							INJURED RESERVE					L	17-20
12/31	at Houston							INJURED RESERVE					L	3-26
01/07	Jacksonville							INJURED RESERVE					W	28-20
2023 TOTALS		14-9	28	370	13.2	33t	3	0	0	0.0	0	0	6-11	

+ - Overtime



2024 GXG REGULAR-SEASON (TENNESSEE)

DATE	OPPONENT	P/S	RECEIVING					RUSHING					W/L	SCORE
			NO.	YDS.	AVG.	LG	TD	NO.	YDS.	AVG.	LG	TD		
09/08	at Chicago	P	0	0	0.0	0	0	0	0	0.0	0	0	L	17-24
09/15	N.Y. Jets	P	0	0	0.0	0	0	0	0	0.0	0	0	L	17-24
09/22	Green Bay	P	0	0	0.0	0	0	0	0	0.0	0	0	L	14-30
09/30	at Miami	P	0	0	0.0	0	0	0	0	0.0	0	0	W	31-12
10/13	Indianapolis	P	1	9	9.0	9t	1	0	0	0.0	0	0	L	17-20
10/20	at Buffalo	P	2	10	5.0	6	1	0	0	0.0	0	0	L	10-34
10/27	at Detroit	S	2	39	19.5	34	1	0	0	0.0	0	0	L	14-52
11/03	New England	S	5	50	10.0	14	1	0	0	0.0	0	0	W	20-17+
11/10	at L.A. Chargers	S	3	31	10.3	13	0	0	0	0.0	0	0	L	17-27
11/17	Minnesota	P	2	117	58.5	98t	1	0	0	0.0	0	0	L	13-23
11/24	at Houston	S	2	48	24.0	38t	1	0	0	0.0	0	0	W	32-27
12/01	at Washington	S	3	61	20.3	27t	2	0	0	0.0	0	0	L	19-42
12/08	Jacksonville	S	1	19	19.0	19	0	0	0	0.0	0	0	L	6-10
12/15	Cincinnati	S	2	9	4.5	5	0	0	0	0.0	0	0	L	27-37
12/22	at Indianapolis	P	2	17	8.5	11	1	0	0	0.0	0	0	L	30-38
12/29	at Jacksonville	S	3	37	12.3	18	0	0	0	0.0	0	0	L	13-20
01/05	Houston	S	4	50	12.5	19	0	0	0	0.0	0	0	L	14-23
2024 TOTALS			17-9	32	497	15.5	98t	9	0	0	0.0	0	0	3-14

+ - Overtime

2025 GXG REGULAR-SEASON (MIAMI)

DATE	OPPONENT	P/S	RECEIVING					RUSHING					W/L	SCORE
			NO.	YDS.	AVG.	LG	TD	NO.	YDS.	AVG.	LG	TD		
09/07	at Indianapolis	P	1	7	7.0	7	0	0	0	0.0	0	0	L	8-33
09/14	New England	P	2	18	9.0	11	0	0	0	0.0	0	0	L	27-33
09/18	at Buffalo	P	0	0	0.0	0	0	0	0	0.0	0	0	L	21-31
09/29	N.Y. Jets	P	1	1	1.0	1	0	0	0	0.0	0	0	W	27-21
10/05	at Carolina	P	0	0	0.0	0	0	0	0	0.0	0	0	L	24-27
10/12	L.A. Chargers	S	0	0	0.0	0	0	0	0	0.0	0	0	L	27-29
10/19	at Cleveland	P	3	16	5.3	11	0	0	0	0.0	0	0	L	6-31
10/26	at Atlanta	S	1	18	18.0	18	0	0	0	0.0	0	0	W	34-10
10/30	Baltimore	P	2	22	11.0	17	0	0	0	0.0	0	0	L	6-28
11/09	Buffalo	S	1	7	7.0	7	0	0	0	0.0	0	0	W	30-13
11/16	Washington	P	0	0	0.0	0	0	0	0	0.0	0	0	W	16-13+
11/30	New Orleans	P	0	0	0.0	0	0	0	0	0.0	0	0	W	21-17
12/07	at N.Y. Jets	P	0	0	0.0	0	0	0	0	0.0	0	0	W	34-10
12/15	at Pittsburgh	P	0	0	0.0	0	0	0	0	0.0	0	0	L	15-28
12/21	Cincinnati												L	21-45
12/28	Tampa Bay												W	20-17
2025 TOTALS			14-3	11	89	8.1	18	0	0	0	0.0	0	0	7-9

+ - Overtime



0 ZACH WILSON

QUARTERBACK // 6'2" // 214 // BYU '21

ACQUIRED: UFA, '25 (DEN.)

HOMETOWN: DRAPER, UTAH // BORN: 08/03/99

NFL SEASON: FIFTH SEASON // DOLPHINS SEASON: FIRST SEASON



NFL CAREER

TRANSACTIONS:

- Signed by Miami as an unrestricted free agent from Denver on March 17, 2025.
- Traded from the N.Y. Jets to Denver on April 24, 2024.
- 1st-round pick (2nd overall) by the N.Y. Jets in the 2021 NFL Draft.

CAREER HONORS:

- Pepsi Zero Sugar NFL Rookie of the Week (vs. Jacksonville, 12/26/21).
- Pepsi Zero Sugar NFL Rookie of the Week (vs. Philadelphia, 12/5/21).
- Pepsi Zero Sugar NFL Rookie of the Week (vs. Tennessee, 10/3/21).

CAREER HIGHLIGHTS:

- Played in 37 career games with 33 starts.
- 572-of-1,002 passing (57.1 pct.) for 6,325 yards, 23 TDs and a QB rating of 73.2.
- 96 carries for 499 yards (5.2 avg.) and 5 TDs.
- 1 reception for 2 yards and 1 TD.
- 5 miscellaneous fumble recoveries.
- 3 miscellaneous tackles.
- Is a 2-time team captain (2021-22).

2025 (MIAMI):

- Played in 3 games.
- Dressed but did not play in 12 games.
- Inactive for 1 game.
- 6-of-9 passing (66.7 pct.) for 32 yards and a QB rating of 72.5.
- 3 carries for 1 yard (0.3 avg.).

AT INDIANAPOLIS (9/7): 5-of-8 passing (62.5 pct.) for 32 yards and a QB rating of 70.8; 1 carry for 3 yards.

- Made his Dolphins debut.

2024 (DENVER):

- Inactive for all 17 games.

POSTSEASON:

AFC WILD CARD AT BUFFALO (1/12): Inactive.

2023 (N.Y. JETS):

- Played in 12 games with 11 starts.
- Inactive for 4 games.
- Missed the final game of the season after being placed on injured reserve on Jan. 6, 2024.
- 221-of-368 passing (60.1 pct.) for 2,271 yards, 8 TDs and a QB rating of 77.2.
- 36 carries for 211 yards (5.9 avg.).
- 1 miscellaneous tackle.
- 1 miscellaneous fumble recovery.

VS. BUFFALO (9/11): 14-of-21 passing (66.7 pct.) for 140 yards, 1 TD and a QB rating of 81.4; 4 carries for 6 yards (1.5 avg.); 1 miscellaneous tackle.

- Completed a 3-yard TD pass to WR Garrett Wilson with 4:55 remaining in the 4th quarter to tie the score 13-13.
- Helped lead the Jets to an overtime victory over Buffalo in the season opener after entering in relief of injured QB Aaron Rodgers.

VS. KANSAS CITY (10/1): 28-of-39 passing (71.8 pct.) for 245 yards, 2 TDs and a QB rating of 105.2; 2 carries for 14 yards (7.0 avg.).

- Connected with TE C.J. Uzomah for a 1-yard TD pass with 6:26 remaining in the 2nd quarter.
- Completed a 10-yard TD pass to WR Allen Lazard with 10:40 remaining in the 3rd quarter to tie the game, 20-20.

VS. HOUSTON (12/10): 27-of-36 passing (75.0 pct.) for 301 yards, 2 TDs and a QB rating of 117.9; 3 carries for 12 yards (4.0 avg.).

- Connected with WR Randall Cobb on a 15-yard TD pass with 11:05 remaining in the 3rd quarter to give the N.Y. Jets a 7-0 lead.
- Found RB Breece Hall for a 3-yard TD to extend the N.Y. Jets lead to 21-6 with 9:27 remaining in the 4th quarter.

2022 (N.Y. JETS):

- Started 9 games.
- Dressed but did not play in 1 game.
- Inactive for 7 games.
- 132-of-242 passing (54.5 pct.) for 1,688 yards, 6 TDs and a QB rating of 72.8.
- 28 carries for 102 yards (3.6 avg.) and 1 TD.
- 1 reception for 2 yards and 1 TD.
- 1 miscellaneous tackle.
- Served as a team captain.

VS. MIAMI (10/9): 14-of-21 passing (66.7 pct.) for 210 yards and a QB rating of 99.3; 4 carries for 2 yards (0.5 avg.) and 1 TD.

- Scored a 5-yard rushing TD with 2:38 remaining in the 2nd quarter to extend the N.Y. Jets' lead.

VS. NEW ENGLAND (10/30): 20-of-41 passing (48.8 pct.) for 355 yards, 2 TDs and a QB rating of 64.6; 1 carry for 2 yards; 1 miscellaneous tackle.

- Connected with TE Tyler Conklin for an 8-yard and 9-yard TD in the 2nd quarter and 4th quarter.

VS. DETROIT (11/6): 18-of-35 passing (51.4 pct.) for 317 yards, 2 TDs and a QB rating of 89.8; 3 carries for 7 yards (2.3 avg.).

- Connected with TE C.J. Uzomah for a 40-yard TD with 14:06 remaining in the 2nd quarter and a 1-yard TD pass with 4:41 remaining in the 4th quarter to give the N.Y. Jets a 17-13 lead.

2021 (N.Y. JETS):

- Started in 13 games.
- Inactive for 4 games.
- 213-of-383 passing (55.6 pct.) for 2,334 yards, 9 TDs and a QB rating of 69.7.



- 29 carries for 185 yards (6.4 avg.) and 4 TDs.
- 3 miscellaneous fumble recoveries.
- Served as team captain.

AT CAROLINA (9/12): 20-of-37 passing (54.1 pct.) for 258 yards, 2 TDs and a QB rating of 82.9; 1 miscellaneous fumble recovery.

- Completed a 22-yard TD pass and an 8-yard TD pass to WR Corey Davis in the 2nd half.
- Made his NFL debut.

VS. TENNESSEE (10/3): 21-of-34 passing (61.2 pct.) for 297 yards, 2 TDs and a QB rating of 97.3; 3 carries for -2 yards (-0.7 avg.); 1 miscellaneous fumble recovery.

- Completed a 3-yard TD pass to WR Jamison Crowder in the 3rd quarter.
- Completed a 53-yard TD pass to WR Corey Davis with 9:06 remaining in the 3rd quarter to give the N.Y. Jets a 24-17 lead.
- Led a 13-play, 71-yard drive in overtime ending with a game-winning field goal by K Matt Ammendola.
- Earned his 1st career win and game-winning drive.

VS. PHILADELPHIA (12/5): 23-of-38 passing (60.5 pct.) for 226 yards, 2 TDs and a QB rating of 83.9; 3 carries for 0 yards and 1 TD.

- Connected with WR Elijah Moore for a 3-yard TD pass in the 1st quarter.
- Scored on a 1-yard TD run in the 1st quarter to give the N.Y. Jets a 12-7 lead.
- Found TE Ryan Griffin on a 1-yard TD pass in the 2nd quarter to give the N.Y. Jets an 18-14 lead.

VS. JACKSONVILLE (12/26): 14-of-22 passing (63.6 pct.) for 102 yards and 1 TD for a QB rating of 89.6; 4 carries for 91 yards (22.8 avg.) and 1 TD.

- Scored on a 52-yard TD run in the 1st quarter. It was the longest run by a N.Y. Jets QB in franchise history.
- Completed a 1-yard TD pass to OL Connor McDermott to extend the N.Y. Jets lead to 23-15 with 9:16 remaining in the 4th quarter.

HONORS:

- Pepsi Zero Sugar NFL Rookie of the Week (vs. Jacksonville, 12/26).
- Pepsi Zero Sugar NFL Rookie of the Week (vs. Philadelphia, 12/5).
- Pepsi Zero Sugar NFL Rookie of the Week (vs. Tennessee, 10/3).

BEFORE THE NFL

COLLEGE (BYU):

- 3-year starter (2018-20).
- Wilson is the highest-ever draft pick out of BYU (No. 2 overall, 2021).

CAREER: Played in 30 career games with 28 starts; 566-of-837 passing (67.6 pct.) for 7,652 yards and 56 TDs; 212 carries for 642 yards (3.0 avg.) and 15 TDs.

- Ranked 1st in completion percentage (67.6 pct.), tied for 8th in passing TDs (56) and 9th in passing yards (7,662) in school history.

JUNIOR (2020): Started 12 games; 247-of-336 passing (73.5 pct.) for 3,692 yards and 33 TDs; 70 carries for 254 yards (3.6 avg.) and 10 TDs.

- Finished 8th in Heisman Trophy voting.
- Co-Polynesian Player of the Year.
- Manning Award finalist.
- Set the BYU single-season completion percentage record (73.5 pct.), surpassing a record set by Steve Young in 1983 (71.3 pct.).
- Led BYU to an 11-1 record and No. 11 finish in the AP Poll, the Cougars highest end-of-season ranking since 1996 (No. 5).
- Served as team captain.

SOPHOMORE (2019): Started 9 games; 199-of-319 passing (62.4 avg.) for 2,382 yards and 9 TDs; 67 carries for 167 yards (2.5 avg.) and 3 TDs; 1 reception for 19 yards.

TRUE FRESHMAN (2018): Played in 9 games with 7 starts; 120-of-182 passing (65.9 avg.) for 1,578 yards and 12 TDs; 75 carries for 221 yards (2.9 avg.) and 2 TDs.

HIGH SCHOOL (CORNER CANYON HS – DRAPER, UTAH)

- Also played basketball.

SENIOR (2017): 2,986 passing yards and 24 TDs; 752 rushing yards and 8 TDs.

- 1st-team all-state and Mr. Utah runner-up.
- Led team to state semifinals and 11-1 record.

JUNIOR (2016): 2,708 passing yards and 20 TDs; 539 rushing yards.

OFF THE FIELD

PERSONAL:

- **MAJOR:** Construction management.

ZACH WILSON'S NFL REGULAR SEASON PASSING/RUSHING STATISTICS

DATE	TEAM	GP	GS	ATT.	CMP.	PCT.	YDS	PASSING							NO.	RUSHING			
								AVG.	TD	INT.	LG	SK	LST	RATE		YDS.	AVG.	LG	TD
2021	N.Y. Jets	13	13	383	213	55.6	2,334	6.1	9	11	54	44	370	69.7	29	185	6.4	52t	4
2022	N.Y. Jets	9	9	242	132	54.5	1,688	7.0	6	7	79	23	175	72.8	28	102	3.6	18	1
2023	N.Y. Jets	12	11	368	221	60.1	2,271	6.2	8	7	68t	46	340	77.2	36	211	5.9	20	0
2024	Denver	0	0	0	0	0.0	0	0.0	0	0	0	0	0	0.0	0	0	0.0	0	0
2025	Miami	3	0	9	6	66.7	32	3.6	0	0	11	0	0	72.5	3	1	0.3	3	0
TOTALS		37	33	1,002	572	57.1	6,325	6.3	23	25	79	113	885	73.2	96	499	5.2	52t	5

ZACH WILSON'S NFL POSTSEASON PASSING/RUSHING STATISTICS

DATE	TEAM	GP	GS	ATT.	CMP.	PCT.	YDS	PASSING							NO.	RUSHING			
								AVG.	TD	INT.	LG	SK	LST	RATE		YDS.	AVG.	LG	TD
2024	Denver	0	0	0	0	0.0	0	0.0	0	0	0	0	0	0.0	0	0	0.0	0	0
TOTALS		0	0	0	0	0.0	0	0.0	0	0	0	0	0	0.0	0	0	0.0	0	0



SINGLE-GAME HIGHS: QUARTERBACK

Pass Attempts 49 vs. L.A. Chargers, Nov 06, 2023
Pass Completions 33 vs. L.A. Chargers, Nov 06, 2023
Yards Passing 355 vs. New England, Oct 30, 2022
TD Passes 2 vs. Houston, Dec 10, 2023
...6 more at 2.
Long Passes 79 vs. Miami, Oct 09, 2022
Completion Percentage 75.0 vs. Houston, Dec 10, 2023

Passer Rating 117.9 vs. Houston, Dec 10, 2023
Rush Attempts 5 at Dallas, Sep 17, 2023
...2 more at 5.
Rushing Yards 91 vs. Jacksonville, Dec 26, 2021
Longest Runs 52t vs. Jacksonville, Dec 26, 2021
Rushing TDs 1 vs. Miami, Oct 09, 2022
...4 more at 1.

300-YARD PASSING GAMES (3): REGULAR SEASON

DATE	TEAM	NO.	YDS.	AVG.	LG	TD
10/30/22	NEW ENGLAND	20	355	17.8	63	2
12/18/22	DETROIT	18	317	17.6	50	2
12/10/23	HOUSTON	27	301	11.1	27	2

2021 GAME-BY-GAME REGULAR-SEASON STATISTICS (N.Y. JETS)

DATE	OPPONENT	P/S	PASSING											RUSHING				W/L	SCORE	
			ATT	CMP	YDS	PCT	Y/A	Y/C	TD	INT	LG	SK/YD	RATE	ATT	YDS	LG	TD			
09/12	at Carolina	S	37	20	258	54.1	7.0	12.9	2	1	40	6/51	82.9	0	0	0	0	L	14-19	
09/19	New England	S	33	19	210	57.6	6.4	11.1	0	4	35	4/26	37.0	3	19	10	0	L	6-25	
09/26	at Denver	S	35	19	160	54.3	4.6	8.4	0	2	23	5/41	42.6	1	2	2	0	L	0-26	
10/03	Tennessee	S	34	21	297	61.8	8.7	14.1	2	1	54	1/8	97.3	3	-2	2	0	W	27-24+	
10/10	at Atlanta	S	32	19	192	59.4	6.0	10.1	0	1	27	2/26	63.5	1	3	3	0	L	20-27	
10/24	at New England	S	10	6	51	60.0	5.1	8.5	0	0	15	1/8	73.3	0	0	0	0	L	13-54	
10/31	Cincinnati								INACTIVE										W	34-31
11/04	at Indianapolis								INACTIVE										L	30-45
11/14	Buffalo								INACTIVE										L	17-45
11/21	Miami								INACTIVE										L	17-24
11/28	at Houston	S	24	14	145	58.3	6.0	10.4	0	1	46	4/36	58.5	2	3	4t	1	W	21-14	
12/05	Philadelphia	S	38	23	226	60.5	5.9	9.8	2	1	29	2/15	83.9	3	0	1t	1	L	18-33	
12/12	New Orleans	S	42	19	202	45.2	4.8	10.6	0	0	27	3/24	59.8	4	33	18	0	L	9-30	
12/19	at Miami	S	23	13	170	56.5	7.4	13.1	0	0	24	6/44	80.0	4	12	6	1	L	24-31	
12/26	Jacksonville	S	22	14	102	63.6	4.6	7.3	1	0	22	1/2	89.6	4	91	52t	1	W	26-21	
01/02	Tampa Bay	S	33	19	234	57.6	7.1	12.3	1	0	24	1/10	89.7	2	0	0	0	L	24-28	
01/09	at Buffalo	S	20	7	87	35.0	4.4	12.4	1	0	40t	8/79	66.0	2	24	20	0	L	10-27	
2021 TOTALS			13-13	383	213	2,334	55.6	6.1	11.0	9	11	54	44/370	69.7	29	185	52t	4	4-13	

+ - Overtime

2022 GAME-BY-GAME REGULAR-SEASON STATISTICS (N.Y. JETS)

DATE	OPPONENT	P/S	PASSING											RUSHING				W/L	SCORE	
			ATT	CMP	YDS	PCT	Y/A	Y/C	TD	INT	LG	SK/YD	RATE	ATT	YDS	LG	TD			
09/11	Baltimore									INACTIVE								L	9-24	
09/18	at Cleveland									INACTIVE								W	31-30	
09/25	Cincinnati									INACTIVE								L	12-27	
10/02	at Pittsburgh	S	36	18	252	50.0	7.0	14.0	1	2	35	1/4	59.0	2	15	9	0	W	24-20	
10/09	Miami	S	21	14	210	66.7	10.0	15.0	0	0	79	2/23	99.3	4	2	5t	1	W	40-17	
10/16	at Green Bay	S	18	10	110	55.6	6.1	11.0	0	0	41	2/11	73.8	5	1	4	0	W	27-10	
10/23	at Denver	S	26	16	121	61.5	4.7	7.6	0	0	37	3/16	72.8	4	24	18	0	W	16-9	
10/30	New England	S	41	20	355	48.8	8.7	17.8	2	3	63	2/19	64.6	1	2	2	0	L	17-22	
11/06	Buffalo	S	25	18	154	72.0	6.2	8.6	1	0	24	2/18	101.1	5	24	13	0	W	20-17	
11/20	at New England	S	22	9	77	40.9	3.5	8.6	0	0	34	4/33	50.8	3	26	14	0	L	3-10	
11/27	Chicago									INACTIVE								W	31-10	
12/04	at Minnesota									INACTIVE								L	22-27	
12/11	at Buffalo									INACTIVE								L	12-20	
12/18	Detroit	S	35	18	317	51.4	9.1	17.6	2	1	50	4/30	89.8	3	7	4	0	L	17-20	
12/22	Jacksonville	S	18	9	92	50.0	5.1	10.2	0	1	27	3/21	41.9	1	1	1	0	L	3-19	
01/01	at Seattle									INACTIVE								L	6-23	
01/08	at Miami									DID NOT PLAY								L	6-11	
2022 TOTALS			9-9	242	132	1,688	54.5	7.0	12.8	6	7	79	23/175	72.8	28	102	18	1	7-10	



2023 GAME-BY-GAME REGULAR-SEASON STATISTICS (N.Y. JETS)

DATE	OPPONENT	P/S	PASSING											RUSHING				W/L	SCORE
			ATT	CMP	YDS	PCT	Y/A	Y/C	TD	INT	LG	SK/YD	RATE	ATT	YDS	LG	TD		
09/11	Buffalo	P	21	14	140	66.7	6.7	10.0	1	1	24	2/13	81.4	4	6	6	0	W	22-16+
09/17	at Dallas	S	27	12	170	44.4	6.3	14.2	1	3	68t	3/19	38.1	5	36	16	0	L	10-30
09/24	New England	S	36	18	157	50.0	4.4	8.7	0	0	29	3/24	61.9	1	1	1	0	L	10-15
10/01	Kansas City	S	39	28	245	71.8	6.3	8.8	2	0	39	2/17	105.2	2	14	14	0	L	20-23
10/08	at Denver	S	26	19	199	73.1	7.7	10.5	0	1	37	4/26	78.8	3	26	9	0	W	31-21
10/15	Philadelphia	S	33	19	186	57.6	5.6	9.8	0	0	33	5/31	73.5	4	15	9	0	W	20-14
10/29	at N.Y. Giants	S	36	17	240	47.2	6.7	14.1	1	0	50t	4/47	78.5	4	25	17	0	W	13-10+
11/06	L.A. Chargers	S	49	33	263	67.3	5.4	8.0	0	0	33	8/57	80.6	2	7	7	0	L	6-27
11/12	at Las Vegas	S	39	23	263	59.0	6.7	11.4	0	1	41	2/6	68.6	4	54	20	0	L	12-16
11/19	at Buffalo	S	15	7	81	46.7	5.4	11.6	1	1	18	5/30	57.9	4	15	7	0	L	6-32
11/24	Miami																	L	13-34
12/03	Atlanta																	L	8-13
12/10	Houston	S	36	27	301	75.0	8.4	11.1	2	0	27	4/33	117.9	3	12	10	0	W	30-6
12/17	at Miami	S	11	4	26	36.4	2.4	6.5	0	0	8	4/37	44.9	0	0	0	0	L	0-30
12/24	Washington																	W	30-28
12/28	at Cleveland																	L	20-37
01/07	at New England																	W	17-3
2023 TOTALS			12-11	368	221	2,271	60.1	6.2	10.3	8	7	68t	46/340	77.2	36	211	20	0	7-10

+ - Overtime

2024 GAME-BY-GAME REGULAR-SEASON STATISTICS (DENVER)

DATE	OPPONENT	P/S	PASSING											RUSHING				W/L	SCORE
			ATT	CMP	YDS	PCT	Y/A	Y/C	TD	INT	LG	SK/YD	RATE	ATT	YDS	LG	TD		
09/08	at Seattle																	L	20-26
09/15	Pittsburgh																	L	6-13
09/22	at Tampa Bay																	W	26-7
09/29	at N.Y. Jets																	W	10-9
10/06	Las Vegas																	W	34-18
10/13	L.A. Chargers																	L	16-23
10/17	at New Orleans																	W	33-10
10/27	Carolina																	W	28-14
11/03	at Baltimore																	L	10-41
11/10	at Kansas City																	L	14-16
11/17	Atlanta																	W	38-6
11/24	at Las Vegas																	W	29-19
12/02	Cleveland																	W	41-32
12/15	Indianapolis																	W	31-13
12/19	at L.A. Chargers																	L	27-34
12/28	at Cincinnati																	L	24-30+
01/05	Kansas City																	W	38-0
2024 TOTALS			0-0	0	0	0	0.0	0.0	0.0	0	0	0	0/0	0.0	0	0	0	0	10-7

+ - Overtime

2025 GAME-BY-GAME REGULAR-SEASON STATISTICS (MIAMI)

DATE	OPPONENT	P/S	PASSING											RUSHING				W/L	SCORE
			ATT	CMP	YDS	PCT	Y/A	Y/C	TD	INT	LG	SK/YD	RATE	ATT	YDS	LG	TD		
09/07	at Indianapolis	P	8	5	32	62.5	4.0	6.4	0	0	11	0/0	70.8	1	3	3	0	L	8-33
09/14	New England																	L	27-33
09/18	at Buffalo																	L	21-31
09/29	N.Y. Jets																	W	27-21
10/05	at Carolina																	L	24-27
10/12	L.A. Chargers																	L	27-29
10/19	at Cleveland																	L	6-31
10/26	at Atlanta	P	1	1	0	100.0	0.0	0.0	0	0	0	0/0	79.2	0	0	0	0	W	34-10
10/30	Baltimore																	L	6-28
11/09	Buffalo																	W	30-13
11/16	Washington																	W	16-13+
11/30	New Orleans																	W	21-17
12/07	at N.Y. Jets	P	0	0	0	0.0	0.0	0.0	0	0	0	0/0	0.0	2	-2	-1	0	W	34-10
12/15	at Pittsburgh																	L	15-28
12/21	Cincinnati																	L	21-45
12/28	Tampa Bay																	W	20-17
2025 TOTALS			3-0	9	6	32	66.7	3.6	5.3	0	0	11	0/0	72.5	3	1	3	0	7-9

+ - Overtime



19 CEDRICK WILSON JR.

WIDE RECEIVER // 6'2" // 197 // BOISE STATE '18

ACQUIRED: FA, '25

HOMETOWN: MEMPHIS, TENN. // BORN: 11/20/95

NFL SEASON: EIGHTH SEASON // DOLPHINS SEASON: THIRD SEASON

NFL CAREER

TRANSACTIONS:

- Signed to Miami's active roster on Oct. 1, 2025.
- Signed to New Orleans' practice squad on Sept. 22, 2025.
- Released by New Orleans on Sept. 18, 2025.
- Signed to New Orleans' practice squad on Aug. 27, 2025.
- Released by New Orleans on Aug. 27, 2025.
- Signed by New Orleans on March 15, 2024.
- Signed by Miami as an unrestricted free agent from Dallas on March 17, 2022.
- Signed to Dallas' active roster on Sept. 14, 2019.
- Signed to Dallas' practice squad on Sept. 2, 2019.
- Waived by Dallas on Aug. 31, 2019.
- 6th-round pick (208th overall) by Dallas in the 2018 NFL Draft.

CAREER HIGHLIGHTS:

- Played in 92 career games with 15 starts.
- 126 receptions for 1,524 yards (12.1 avg.) and 12 TDs.
- 6 carries for 7 yards (1.2 avg.).
- 6-for-6 passing (100.0 pct.) for 136 yards and 2 TDs for a QB rating of 158.3.
- 3 kickoff returns for 64 yards (21.3 avg.).
- 36 punt returns for 196 yards (5.6 avg.).
- 2 solo special teams tackles.
- Appeared in 3 postseason games – 1 with Dallas and 2 with Miami.

2025 (NEW ORLEANS/MIAMI):

- Played in 9 games with 4 starts with Miami.
- Inactive for 3 games with Miami.
- 5 receptions for 44 yards (8.8 avg.) with Miami.
- Spent 3 games on New Orleans' practice squad.

VS. BUFFALO (11/9):

- Recovered Buffalo's onside kick attempt at the Bills 42-yard line, which led to the game-sealing TD on the ensuing drive.

VS. NEW ORLEANS (11/30):

1 reception for 16 yards.

VS. CINCINNATI (12/21):

1 reception for 11 yards.

2024 (NEW ORLEANS):

- Played in 15 games with 4 starts.
- Inactive for 2 games.
- 20 receptions for 211 yards (10.6 avg.) and 1 TD.
- 1-of-1 passing for 21 yards and 1 TD.
- 7 special teams tackles (2 solo).

VS. DENVER (10/17):

- 6 receptions for 57 yards (9.5 avg.) and 1 TD.
- Caught a 12-yard TD pass from QB Jake Haener with 1:25 remaining in the game.

AT CAROLINA (11/3):

2 receptions for 34 yards (17.0 avg.).

VS. WASHINGTON (12/15):

- 1-of-1 passing for 21 yards and 1 TD.
- Threw a 21-yard TD pass to RB Alvin Kamara with 5:53 remaining in the 3rd quarter.

2023 (MIAMI):

- Played in 15 games with 3 starts.
- Inactive for 2 games.
- 22 receptions for 296 yards (13.5 avg.) and 3 TDs.
- 4 punt returns for 30 yards (7.5 avg.).

VS. NEW ENGLAND (10/29):

- 1 reception for 1 yard (1.0 avg.) and 1 TD.
- Caught a 1-yard TD pass from QB Tua Tagovailoa to give Miami a 14-7 lead in the 2nd quarter.

AT KANSAS CITY IN FRANKFURT (11/5):

- 1 reception for 31 yards (31.0 avg.) and 1 TD.
- Caught a 31-yard TD pass from QB Tua Tagovailoa to put Miami on the board with 4:47 left in the 3rd quarter.

AT BALTIMORE (12/31):

- 2 receptions for 27 yards (13.5 avg.) and 1 TD.
- Caught an 8-yard TD pass from QB Tua Tagovailoa in the 1st quarter.

POSTSEASON:

AFC WILD CARD AT KANSAS CITY (1/13):

3 receptions for 37 yards (12.3 avg.).

2022 (MIAMI):

- Played in 15 games.
- Inactive for 2 games.
- 12 receptions for 136 yards (11.3 avg.).
- 1 carry for 8 yards.
- 13 punt returns for 97 yards (7.5 avg.).

VS. NEW ENGLAND (9/11):

- 2 receptions for 20 yards (10.0 avg.); 1 carry for 8 yards.
- Made his Dolphins debut.

AT CHICAGO (11/6):

2 receptions for 23 yards (11.5 avg.); 1 punt return for 8 yards.

VS. HOUSTON (11/27):

2 receptions for 26 yards (13.0 avg.); 3 punt returns for 22 yards (7.3 avg.).

POSTSEASON:

AFC WILD CARD AT BUFFALO (1/15):

- 1 reception for 14 yards; 2 punt returns for 53 yards (26.5 avg.).
- Returned a punt for 50 yards in the 2nd quarter, which was the longest punt return in Dolphins postseason history.

2021 (DALLAS):

- Played in 16 games with 4 starts.
- Inactive for 1 game.
- 45 receptions for 602 yards (13.4 avg.) and 6 TDs.



- 2 carries for 11 yards (5.5 avg.).
- 3-for-3 passing (100 pct.) for 88 yards for a QB rating of 118.8.
- 11 punt returns for 36 yards (3.3 avg.).
- 1 solo special teams tackle.

VS. CAROLINA (10/3): 2 receptions for 30 yards (15.0 avg.) and 1 TD.

- Caught a 23-yard TD pass from QB Dak Prescott in the 3rd quarter to give Dallas a 33-14 lead.

VS. LAS VEGAS (11/25): 7 receptions for 104 yards (14.9 avg.); 2 punt returns for 16 yards (8.0 avg.).

AT PHILADELPHIA (1/8): 5 receptions for 119 yards (23.8 avg.) and 2 TDs.

- Caught a 14-yard TD pass from QB Dak Prescott to tie the game at 7-7 in the 1st quarter.
- Hauled in a 24-yard TD pass from QB Dak Prescott on 3rd-and-5 in the 2nd quarter to give Dallas a 17-10 advantage.

POSTSEASON:

NFC WILD CARD VS. SAN FRANCISCO (1/16): 5 receptions for 62 yards (12.4 avg.); 1 miscellaneous tackle.

2020 (DALLAS):

- Played in all 16 games.
- 17 receptions for 189 yards (11.1 avg.) and 2 TDs.
- 3 carries for -12 yards (-4.0 avg.).
- 2-for-2 passing (100 pct.) for 23 yards and 1 TD for a QB rating of 154.2.
- 5 punt returns for 20 yards (4.0 avg.).
- 1 solo special teams tackle.

AT SEATTLE (9/27): 5 receptions for 107 yards (21.4 avg.) and 2 TDs; 1 punt return for 1 yard.

- Caught a 40-yard TD pass from QB Dak Prescott on 1st-and-10 in the 2nd quarter to cut Seattle's lead to 16-15.
- Hauled in a 42-yard TD pass in the 3rd quarter from QB Dak Prescott.

VS. CLEVELAND (10/4): 3 receptions for 34 yards (11.3 avg.); 1 punt return for 6 yards.

VS. N.Y. GIANTS (10/11): 4 receptions for 22 yards (5.5 avg.); 1-for-1 passing for 11 yards and a TD for a QB rating of 152.1.

- Threw an 11-yard TD pass to QB Dak Prescott to give Dallas a 24-20 lead in the 2nd quarter.

2019 (DALLAS):

- Played in 6 games.
- Spent 1 game on the practice squad.
- Inactive for 6 games.
- Missed the rest of the season after being placed on injured reserve on Dec. 10.
- 5 receptions for 46 yards (9.2 avg.).
- 3 kickoff returns for 64 yards (21.3 avg.).
- 2 punt returns for 13 yards (6.5 avg.).

AT WASHINGTON (9/15): 1 punt return for 0 yards.

- Made his NFL debut.

AT N.Y. JETS (10/13): 5 receptions for 46 yards (9.2 avg.).

2018 (DALLAS):

- Missed the entire season on injured reserve.

BEFORE THE NFL

COLLEGE (BOISE STATE):

- 2-year letterman (2016-17) and 1-year starter.
- Transferred from Coffeyville Community College following his sophomore season (2015).

CAREER (AT BOISE STATE): Played in 27 games with 18 starts; 139 receptions for 2,640 yards (19.0 avg.) and 18 TDs; 12 carries for 20 yards (1.7 avg.); 31 kickoff returns for 742 yards (23.9 avg.); 10 punt returns for 132 yards (13.2 avg.); 4-of-5 passing (80.0pct.) for 130 yards and 1 TD.

SENIOR (2017 AT BOISE STATE): Played in 14 games with 13 starts; 83 receptions for 1,511 yards (18.2 avg.) and 7 TDs; 9 carries for 13 yards (1.4 avg.); 18 kickoff returns for 465 yards (25.8 avg.) 2-of-3 passing (66.7 pct.) for 46 yards.

- 1st-team All-Mountain.
- His 1,511 receiving yards were a single-season school record.

JUNIOR (2016 AT BOISE STATE): Played in 13 games with 5 starts; 56 receptions for 1,129 yards (20.2 avg.) and 11 TDs; 3 carries for 7 yards (2.3 avg.); 13 kickoff returns for 277 yards (21.3 avg.); 10 punt returns for 132 yards (13.2 avg.) 2-for-2 passing for 84 yards and 1 TD.

- Honorable mention All-Mountain West.
- Academic All-Mountain West.

SOPHOMORE (2015 AT COFFEYVILLE): 66 receptions for 1,045 yards (15.8 avg.) and 17 TDs.

- NJCAA All-American.

TRUE FRESHMAN (2014 AT COFFEYVILLE): Played in 11 games; 629 receiving yards and 10 TDs.

- All-conference.

HIGH SCHOOL (WHITE STATION HS - MEMPHIS, TENN.)

- Played quarterback.

SENIOR (2013):

- All-state.

OFF THE FIELD

COMMUNITY:

2023:

- Participated in the 35-mile bike ride at DCC XIII to benefit Sylvester Comprehensive Cancer Center.

PERSONAL:

- Father, Cedrick Wilson Sr., played for San Francisco (2001-04) and Pittsburgh (2005-07) and won Super Bowl XL with the Steelers.
- **MAJOR:** Communications and an associate's degree in arts and science.



CEDRICK WILSON JR.'S NFL REGULAR SEASON RUSHING/RECEIVING STATISTICS

DATE	TEAM	RECEIVING							RUSHING				
		GP	GS	NO.	YDS.	AVG.	LG	TD	NO.	YDS.	AVG.	LG	TD
2018	Dallas	0	0	0	0	0.0	0	0	0	0	0.0	0	0
2019	Dallas	6	0	5	46	9.2	14	0	0	0	0.0	0	0
2020	Dallas	16	0	17	189	11.1	42t	2	3	-12	-4.0	-1	0
2021	Dallas	16	4	45	602	13.4	73t	6	2	11	5.5	6	0
2022	Miami	15	0	12	136	11.3	21	0	1	8	8.0	8	0
2023	Miami	15	3	22	296	13.5	31t	3	0	0	0.0	0	0
2024	New Orleans	15	4	20	211	10.6	25	1	0	0	0.0	0	0
2025	New Orleans	0	0	0	0	0.0	0	0	0	0	0.0	0	0
2025	Miami	9	4	5	44	8.8	16	0	0	0	0.0	0	0
2025	TOTAL	9	4	5	44	8.8	16	0	0	0	0.0	0	0
NFL TOTALS		92	15	126	1,524	12.1	73t	12	6	7	1.2	8	0

CEDRICK WILSON JR.'S NFL POSTSEASON RUSHING/RECEIVING STATISTICS

DATE	TEAM	RECEIVING							RUSHING				
		GP	GS	NO.	YDS.	AVG.	LG	TD	NO.	YDS.	AVG.	LG	TD
2021	Dallas	1	0	5	62	12.4	24	0	0	0	0.0	0	0
2022	Miami	1	0	1	14	14.0	14	0	0	0	0.0	0	0
2023	Miami	1	0	3	37	12.3	19	0	0	0	0.0	0	0
NFL TOTALS		3	0	9	113	12.6	24	0	0	0	0.0	0	0

CEDRICK WILSON JR.'S NFL REGULAR SEASON RETURN STATISTICS

DATE	TEAM	KICKOFF RETURNS					PUNT RETURNS					
		RET.	YDS.	AVG.	LG	TD	NO.	FC	YDS.	AVG.	LG	TD
2018	Dallas	0	0	0.0	0	0	0	0	0	0.0	0	0
2019	Dallas	3	64	21.3	22	0	2	2	13	6.5	13	0
2020	Dallas	0	0	0.0	0	0	5	5	20	4.0	10	0
2021	Dallas	0	0	0.0	0	0	11	5	36	3.3	14	0
2022	Miami	0	0	0.0	0	0	13	16	97	7.5	15	0
2023	Miami	0	0	0.0	0	0	4	2	30	7.5	14	0
2024	New Orleans	0	0	0.0	0	0	1	0	0	0.0	0	0
2025	New Orleans	0	0	0.0	0	0	0	0	0	0.0	0	0
2025	Miami	0	0	0.0	0	0	0	0	0	0.0	0	0
2025	TOTAL	0	0	0.0	0	0	0	0	0	0.0	0	0
NFL TOTALS		3	64	21.3	22	0	36	30	196	5.4	15	0

CEDRICK WILSON JR.'S NFL POSTSEASON RETURN STATISTICS

		KICKOFF RETURNS					PUNT RETURNS					
DATE	TEAM	RET.	YDS.	AVG.	LG	TD	NO.	FC	YDS.	AVG.	LG	TD
2021	Dallas	0	0	0.0	0	0	0	0	0	0.0	0	0
2022	Miami	0	0	0.0	0	0	2	1	53	26.5	50	0
2023	Miami	0	0	0.0	0	0	0	0	0	0.0	0	0
NFL TOTALS		0	0	0.0	0	0	2	1	53	26.5	50	0

SINGLE-GAME HIGHS: RUSHING/RECEIVING

Rush Attempts 2 at Philadelphia, Nov 01, 2020
Rushing Yards 8 vs. New England, Sep 11, 2022
Longest Runs 8 vs. New England, Sep 11, 2022
Receptions 7 vs. Las Vegas, Nov 25, 2021
Receiving Yards 119 at Philadelphia, Jan 08, 2022
Receiving Average 28.0 at Minnesota, Oct 31, 2021
Longest Receptions 73t at Minnesota, Oct 31, 2021
Receiving TDs 2 at Philadelphia, Jan 08, 2022
...1 more at 2.
All-Purpose Yards 120 vs. Las Vegas, Nov 25, 2021
Kickoff Returns 3 at Chicago, Dec 05, 2019
Kickoff Return Yards 64 at Chicago, Dec 05, 2019

Longest Kickoff Return 22 at Chicago, Dec 05, 2019
...1 more at 22.
Fair Catches 4 at L.A. Chargers, Dec 11, 2022
...1 more at 4.
Punt Return Yards 30 vs. Las Vegas, Nov 19, 2023
Longest Punt Return 15 vs. Houston, Nov 27, 2022
Punt Returns 3 vs. Las Vegas, Nov 19, 2023
...2 more at 3.
Punt Return Average 10.0 vs. Las Vegas, Nov 19, 2023
Kickoff Return Average 21.3 at Chicago, Dec 05, 2019
Special Teams Tackles 3 vs. Tampa Bay, Oct 13, 2024
Most TDs 2 at Philadelphia, Jan 08, 2022
...1 more at 2.
Miscellaneous Tackles 1 vs. Las Vegas, Dec 29, 2024
Scrimmage Yards 119 at Philadelphia, Jan 08, 2022

100-YARD RECEIVING GAMES (3): REGULAR SEASON

DATE	TEAM	NO.	YDS.	AVG.	LG	TD
09/27/20	at Seattle	5	107	21.4	42t	2
11/25/21	LAS VEGAS	7	104	14.9	51	0
01/08/22	at Philadelphia	5	119	23.8	37	2



2018 GXG REGULAR-SEASON (DALLAS)

DATE	OPPONENT	P/S	RECEIVING					RUSHING					W/L	SCORE
			NO.	YDS.	AVG.	LG	TD	NO.	YDS.	AVG.	LG	TD		
09/09	at Carolina							INJURED RESERVE					L	8-16
09/16	N.Y. Giants							INJURED RESERVE					W	20-13
09/23	at Seattle							INJURED RESERVE					L	13-24
09/30	Detroit							INJURED RESERVE					W	26-24
10/07	at Houston							INJURED RESERVE					L	16-19+
10/14	Jacksonville							INJURED RESERVE					W	40-7
10/21	at Washington							INJURED RESERVE					L	17-20
11/05	Tennessee							INJURED RESERVE					L	14-28
11/11	at Philadelphia							INJURED RESERVE					W	27-20
11/18	at Atlanta							INJURED RESERVE					W	22-19
11/22	Washington							INJURED RESERVE					W	31-23
11/29	New Orleans							INJURED RESERVE					W	13-10
12/09	Philadelphia							INJURED RESERVE					W	29-23+
12/16	at Indianapolis							INJURED RESERVE					L	0-23
12/23	Tampa Bay							INJURED RESERVE					W	27-20
12/30	at N.Y. Giants							INJURED RESERVE					W	36-35
2018 TOTALS		0-0	0	0	0.0	0	0	0	0	0.0	0	0	10-6	
± : Overtime														

+ - Overtime

2019 GXG REGULAR-SEASON (DALLAS)

DATE	OPPONENT	P/S	RECEIVING					RUSHING					W/L	SCORE
			NO.	YDS.	AVG.	LG	TD	NO.	YDS.	AVG.	LG	TD		
09/08	N.Y. Giants							PRACTICE SQUAD					W	35-17
09/15	at Washington	P	0	0	0.0	0	0	0	0	0.0	0	0	W	31-21
09/22	Miami	P	0	0	0.0	0	0	0	0	0.0	0	0	W	31-6
09/29	at New Orleans	P	0	0	0.0	0	0	0	0	0.0	0	0	L	10-12
10/06	Green Bay							INACTIVE					L	24-34
10/13	at N.Y. Jets	P	5	46	9.2	14	0	0	0	0.0	0	0	L	22-24
10/20	Philadelphia	P	0	0	0.0	0	0	0	0	0.0	0	0	W	37-10
11/04	at N.Y. Giants							INACTIVE					W	37-18
11/10	Minnesota							INACTIVE					L	24-28
11/17	at Detroit							INACTIVE					W	35-27
11/24	at New England							INACTIVE					L	9-13
11/28	Buffalo							INACTIVE					L	15-26
12/05	at Chicago	P	0	0	0.0	0	0	0	0	0.0	0	0	L	24-31
12/15	L.A. Rams							INJURED RESERVE					W	44-21
12/22	at Philadelphia							INJURED RESERVE					L	9-17
12/29	Washington							INJURED RESERVE					W	47-16
2019 TOTALS			6-0	5	46	9.2	14	0	0	0	0.0	0	0	8-8

2020 GXG REGULAR-SEASON (DALLAS)

DATE	OPPONENT	P/S	RECEIVING					RUSHING					W/L	SCORE
			NO.	YDS.	AVG.	LG	TD	NO.	YDS.	AVG.	LG	TD		
09/13	at L.A. Rams	P	0	0	0.0	0	0	0	0	0.0	0	0	L	17-20
09/20	Atlanta	P	0	0	0.0	0	0	0	0	0.0	0	0	W	40-39
09/27	at Seattle	P	5	107	21.4	42t	2	0	0	0.0	0	0	L	31-38
10/04	Cleveland	P	3	34	11.3	16	0	0	0	0.0	0	0	L	38-49
10/11	N.Y. Giants	P	4	22	5.5	10	0	0	0	0.0	0	0	W	37-34
10/19	Arizona	P	2	10	5.0	5	0	0	0	0.0	0	0	L	10-38
10/25	at Washington	P	0	0	0.0	0	0	0	0	0.0	0	0	L	3-25
11/01	at Philadelphia	P	0	0	0.0	0	0	2	-11	-5.5	-1	0	L	9-23
11/08	Pittsburgh	P	1	6	6.0	6	0	0	0	0.0	0	0	L	19-24
11/22	at Minnesota	P	1	7	7.0	7	0	0	0	0.0	0	0	W	31-28
11/26	Washington	P	0	0	0.0	0	0	1	-1	-1.0	-1	0	L	16-41
12/08	at Baltimore	P	0	0	0.0	0	0	0	0	0.0	0	0	L	17-34
12/13	at Cincinnati	P	0	0	0.0	0	0	0	0	0.0	0	0	W	30-7
12/20	San Francisco	P	0	0	0.0	0	0	0	0	0.0	0	0	W	41-33
12/27	Philadelphia	P	0	0	0.0	0	0	0	0	0.0	0	0	W	37-17
01/03	at N.Y. Giants	P	1	3	3.0	3	0	0	0	0.0	0	0	L	19-23
2020 TOTALS			16-0	17	189	11.1	42t	2	3	-12	-4.0	-1	0	6-10



2021 GXG REGULAR-SEASON (DALLAS)

DATE	OPPONENT	P/S	RECEIVING					TD	RUSHING					TD	W/L	SCORE
			NO.	YDS.	AVG.	LG			NO.	YDS.	AVG.	LG				
09/09	at Tampa Bay	P	3	24	8.0	13	0	0	0	0	0.0	0	0	0	L	29-31
09/19	at L.A. Chargers	P	2	20	10.0	16	0	1	5	5.0	5	0	0	0	W	20-17
09/27	Philadelphia	P	2	17	8.5	15	1	0	0	0.0	0	0	0	0	W	41-21
10/03	Carolina	P	2	30	15.0	23t	1	0	0	0.0	0	0	0	0	W	36-28
10/10	N.Y. Giants	S	1	35	35.0	35	0	1	6	6.0	6	0	0	0	W	44-20
10/17	at New England	S	4	42	10.5	13	0	0	0	0.0	0	0	0	0	W	35-29+
10/31	at Minnesota	P	3	84	28.0	73t	1	0	0	0.0	0	0	0	0	W	20-16
11/07	Denver	S	2	28	14.0	24	0	0	0	0.0	0	0	0	0	L	16-30
11/14	Atlanta	P	0	0	0.0	0	0	0	0	0.0	0	0	0	0	W	43-3
11/21	at Kansas City	P	4	36	9.0	18	0	0	0	0.0	0	0	0	0	L	9-19
11/25	Las Vegas	S	7	104	14.9	51	0	0	0	0.0	0	0	0	0	L	33-36+
12/02	at New Orleans							INACTIVE							W	27-17
12/12	at Washington	P	2	18	9.0	13	0	0	0	0.0	0	0	0	0	W	27-20
12/19	at N.Y. Giants	P	0	0	0.0	0	0	0	0	0.0	0	0	0	0	W	21-6
12/26	Washington	P	2	10	5.0	6	0	0	0	0.0	0	0	0	0	W	56-14
01/02	Arizona	P	6	35	5.8	11	1	0	0	0.0	0	0	0	0	L	22-25
01/08	at Philadelphia	P	5	119	23.8	37	2	0	0	0.0	0	0	0	0	W	51-26
2021 TOTALS			16-4	45	602	13.4	73t	6	2	11	5.5	6	0	0	12-5	

+ - Overtime

2022 GXG REGULAR-SEASON (MIAMI)

DATE	OPPONENT	P/S	RECEIVING					TD	RUSHING					TD	W/L	SCORE
			NO.	YDS.	AVG.	LG			NO.	YDS.	AVG.	LG				
09/11	New England	P	2	20	10.0	12	0	1	8	8.0	8	0	0	0	W	20-7
09/18	at Baltimore	P	0	0	0.0	0	0	0	0	0.0	0	0	0	0	W	42-38
09/25	Buffalo	P	0	0	0.0	0	0	0	0	0.0	0	0	0	0	W	21-19
09/29	at Cincinnati							INACTIVE							L	15-27
10/09	at N.Y. Jets	P	2	20	10.0	11	0	0	0	0.0	0	0	0	0	L	17-40
10/16	Minnesota	P	0	0	0.0	0	0	0	0	0.0	0	0	0	0	L	16-24
10/23	Pittsburgh	P	0	0	0.0	0	0	0	0	0.0	0	0	0	0	W	16-10
10/30	at Detroit	P	0	0	0.0	0	0	0	0	0.0	0	0	0	0	W	31-27
11/06	at Chicago	P	2	23	11.5	14	0	0	0	0.0	0	0	0	0	W	35-32
11/13	Cleveland	P	1	7	7.0	7	0	0	0	0.0	0	0	0	0	W	39-17
11/27	Houston	P	2	26	13.0	20	0	0	0	0.0	0	0	0	0	W	30-15
12/04	at San Francisco	P	0	0	0.0	0	0	0	0	0.0	0	0	0	0	L	17-33
12/11	at L.A. Chargers	P	2	19	9.5	12	0	0	0	0.0	0	0	0	0	L	17-23
12/17	at Buffalo	P	1	21	21.0	21	0	0	0	0.0	0	0	0	0	L	29-32
12/25	Green Bay	P	0	0	0.0	0	0	0	0	0.0	0	0	0	0	L	20-26
01/01	at New England	P	0	0	0.0	0	0	0	0	0.0	0	0	0	0	L	21-23
01/08	N.Y. Jets							INACTIVE							W	11-6
2022 TOTALS			15-0	12	136	11.3	21	0	1	8	8.0	8	0	0	9-8	

2023 GXG REGULAR-SEASON (MIAMI)

DATE	OPPONENT	P/S	RECEIVING					TD	RUSHING					TD	W/L	SCORE
			NO.	YDS.	AVG.	LG			NO.	YDS.	AVG.	LG				
09/10	at L.A. Chargers							INACTIVE							W	36-34
09/17	at New England							INACTIVE							W	24-17
09/24	Denver	P	0	0	0.0	0	0	0	0	0.0	0	0	0	0	W	70-20
10/01	at Buffalo	P	1	16	16.0	16	0	0	0	0.0	0	0	0	0	L	20-48
10/08	N.Y. Giants	P	4	52	13.0	23	0	0	0	0.0	0	0	0	0	W	31-16
10/15	Carolina	P	0	0	0.0	0	0	0	0	0.0	0	0	0	0	W	42-21
10/22	at Philadelphia	P	2	48	24.0	29	0	0	0	0.0	0	0	0	0	L	17-31
10/29	New England	P	1	1	1.0	1t	1	0	0	0.0	0	0	0	0	W	31-17
11/05	at Kansas City	P	1	31	31.0	31t	1	0	0	0.0	0	0	0	0	L	14-21
11/19	Las Vegas	P	3	23	7.7	12	0	0	0	0.0	0	0	0	0	W	20-13
11/24	at N.Y. Jets	P	0	0	0.0	0	0	0	0	0.0	0	0	0	0	W	34-13
12/03	at Washington	P	0	0	0.0	0	0	0	0	0.0	0	0	0	0	W	45-15
12/11	Tennessee	P	2	30	15.0	22	0	0	0	0.0	0	0	0	0	L	27-28
12/17	N.Y. Jets	S	2	2	1.0	3	0	0	0	0.0	0	0	0	0	W	30-0
12/24	Dallas	P	3	42	14.0	18	0	0	0	0.0	0	0	0	0	W	22-20
12/31	at Baltimore	S	2	27	13.5	19	1	0	0	0.0	0	0	0	0	L	19-56
01/07	Buffalo	S	1	24	24.0	24	0	0	0	0.0	0	0	0	0	L	14-21
2023 TOTALS			15-3	22	296	13.5	31t	3	0	0	0.0	0	0	0	11-6	




2024 GXG REGULAR-SEASON (NEW ORLEANS)

DATE	OPPONENT	P/S	RECEIVING				TD	RUSHING				LG	TD	W/L	SCORE
			NO.	YDS.	AVG.	LG		NO.	YDS.	AVG.	LG				
09/08	Carolina	P	0	0	0.0	0	0	0	0	0.0	0	0	0	W	47-10
09/15	at Dallas	P	0	0	0.0	0	0	0	0	0.0	0	0	0	W	44-19
09/22	Philadelphia	P	1	3	3.0	3	0	0	0	0.0	0	0	0	L	12-15
09/29	at Atlanta	P	0	0	0.0	0	0	0	0	0.0	0	0	0	L	24-26
10/07	at Kansas City	P	0	0	0.0	0	0	0	0	0.0	0	0	0	L	13-26
10/13	Tampa Bay	P	2	28	14.0	25	0	0	0	0.0	0	0	0	L	27-51
10/17	Denver	P	6	57	9.5	17	1	0	0	0.0	0	0	0	L	10-33
10/27	at L.A. Chargers						INACTIVE							L	8-26
11/03	at Carolina	P	2	34	17.0	18	0	0	0	0.0	0	0	0	L	22-23
11/10	Atlanta						INACTIVE							W	20-17
11/17	Cleveland	P	0	0	0.0	0	0	0	0	0.0	0	0	0	W	35-14
12/01	L.A. Rams	P	1	19	19.0	19	0	0	0	0.0	0	0	0	L	14-21
12/08	at N.Y. Giants	P	1	18	18.0	18	0	0	0	0.0	0	0	0	W	14-11
12/15	Washington	S	0	0	0.0	0	0	0	0	0.0	0	0	0	L	19-20
12/23	at Green Bay	S	1	13	13.0	13	0	0	0	0.0	0	0	0	L	0-34
12/29	Las Vegas	S	3	17	5.7	9	0	0	0	0.0	0	0	0	L	10-25
01/05	at Tampa Bay	S	3	22	7.3	11	0	0	0	0.0	0	0	0	L	19-27
2024 TOTALS			15-4	20	211	10.6	25	1	0	0	0.0	0	0	5-12	

2025 GXG REGULAR-SEASON (NEW ORLEANS/MIAMI)

DATE	OPPONENT	P/S	RECEIVING				TD	RUSHING				LG	TD	W/L	SCORE
			NO.	YDS.	AVG.	LG		NO.	YDS.	AVG.	LG				
09/07	Arizona													L	13-20
09/14	San Francisco													L	21-26
09/21	at Seattle													L	13-44
09/28	at Buffalo													L	19-31
10/05	at Carolina													L	24-27
10/12	L.A. Chargers													L	27-29
10/19	at Cleveland													L	6-31
10/26	at Atlanta	P	1	2	2.0	2	0	0	0	0.0	0	0	0	W	34-10
10/30	Baltimore	P	1	7	7.0	7	0	0	0	0.0	0	0	0	L	6-28
11/09	Buffalo	P	0	0	0.0	0	0	0	0	0.0	0	0	0	W	30-13
11/16	Washington	P	0	0	0.0	0	0	0	0	0.0	0	0	0	W	16-13+
11/30	New Orleans	S	1	16	16.0	16	0	0	0	0.0	0	0	0	W	21-17
12/07	at N.Y. Jets	S	0	0	0.0	0	0	0	0	0.0	0	0	0	W	34-10
12/15	at Pittsburgh	P	0	0	0.0	0	0	0	0	0.0	0	0	0	L	15-28
12/21	Cincinnati	S	1	11	11.0	11	0	0	0	0.0	0	0	0	L	21-45
12/28	Tampa Bay	S	1	8	8.0	8	0	0	0	0.0	0	0	0	W	20-17
2025 TOTALS			9-4	5	44	8.8	16	0	0	0	0.0	0	0	6-10	

+ - Overtime



42 JACKSON WOODARD

LINEBACKER // 6'2" // 230 // UNLV '25

ACQUIRED: FA, '25

HOMETOWN: MEMPHIS, TENN. // BORN: 07/02/02

NFL SEASON: ROOKIE SEASON // DOLPHINS SEASON: ROOKIE SEASON

NFL CAREER

TRANSACTIONS:

- Signed to Miami's active roster on Dec. 17, 2025.
- Signed to Houston's practice squad on Aug. 27, 2025.
- Waived by Houston on Aug. 26, 2025.
- Awarded off waivers to Houston on May 7, 2025.
- Waived by Seattle on May 6, 2025.
- Signed by Seattle as an undrafted free agent on May 2, 2025.

CAREER HIGHLIGHTS:

- Played in 3 career games.

2025 (HOUSTON/MIAMI):

- Played in 2 games with Miami.
- Played in 1 game with Houston.
- Spent 13 games on Houston's practice squad.

VS. BUFFALO (11/20): Played but did not record any stats.

- Made his NFL debut.

VS. CINCINNATI (12/21): Played but did not record any stats.

- Made his Dolphins debut.

BEFORE THE NFL

COLLEGE (UNLV):

- 2-year letterman at UNLV (2023-24).
- Transferred to UNLV from Arkansas following his redshirt sophomore season in 2022.

CAREER: Played in 56 games; 267 tackles (133 solo), 6.0 sacks, 5 interceptions, 22 passes defended and 2 fumble recoveries; 1 fumble recovery for a TD.

REDSHIRT SENIOR (2024 AT UNLV): Played in 14 games; 135 tackles (69 solo), 3.5 sacks, 4 interceptions, 16 passes defended and 2 fumble recoveries; 1 fumble recovery for a TD.

- Mountain West Defensive Player of the Year.

REDSHIRT JUNIOR (2023 AT UNLV): Played in 14 games; 116 tackles (55 solo), 2.5 sacks, 1 interception and 5 passes defended.

REDSHIRT SOPHOMORE (2022 AT ARKANSAS): Played in 13 games; 7 tackles (4 solo) and 1 pass defended.

REDSHIRT FRESHMAN (2021 AT ARKANSAS): Played in 11 games; 7 tackles (5 solo).

TRUE FRESHMAN (2020 AT ARKANSAS): Played in 4 games; 2 tackles.

HIGH SCHOOL (LITTLE ROCK CHRISTIAN ACADEMY - LITTLE ROCK, AK.)

- Also played baseball.

SENIOR (2019): 153 tackles, 2.0 sacks and 4 forced fumbles.

- Helped team to a 13-1 record and the 5A State Championship game.

OFF THE FIELD

PERSONAL:

- **MAJOR:** Kinesiology.

JACKSON WOODARD'S NFL REGULAR SEASON DEFENSIVE STATISTICS

		TACKLES										INTERCEPTIONS				O. FUMB			ST			MISC					
DATE	TEAM	GP	GS	TK	S	A	TFL	YDS	SK	YDS	QBH	NO	YDS	LG	TD	PD	FF	FR	TD	YDS	TK	S	A	FF	FR	S	A
2025	Houston	1	0	0	0	0	0	0	0.0	0.0	0	0	0	0	0	0	0	0	0	0	0	0	0	0	0	0	0
2025	Miami	2	0	0	0	0	0	0	0.0	0.0	0	0	0	0	0	0	0	0	0	0	0	0	0	0	0	0	0
2025	TOTAL	3	0	0	0	0	0	0	0.0	0.0	0	0	0	0	0	0	0	0	0	0	0	0	0	0	0	0	0
NFL TOTALS		3	0	0	0	0	0	0	0.0	0.0	0	0	0	0	0	0	0	0	0	0	0	0	0	0	0	0	0



5 JAYLEN WRIGHT

RUNNING BACK // 5'10" // 208 // TENNESSEE '24
ACQUIRED: D4, '24
HOMETOWN: DURHAM, N.C. // BORN: 04/01/03
NFL SEASON: SECOND SEASON // DOLPHINS SEASON: SECOND SEASON

NFL CAREER

TRANSACTIONS:

- 4th-round pick (120th overall) by Miami in the 2024 NFL Draft.

CAREER HIGHLIGHTS:

- Played in 24 career games with 1 start.
- 125 carries for 514 yards (4.1 avg.) and 2 TDs.
- 6 receptions for 35 yards (5.8 avg.).

2025 (MIAMI):

- Played in 9 games.
- Dressed but did not play in 2 games.
- Inactive for 5 games.
- 57 carries for 265 yards (4.6 avg.) and 2 TDs.
- 3 receptions for 27 yards (9.0 avg.).

AT N.Y. JETS (12/7): 24 carries for 107 yards (4.5 avg.) and 1 TD.

- Scored on a 2-yard TD run to give Miami a 21-0 lead with 3:39 remaining in the 1st quarter.

VS. CINCINNATI (12/21): 9 carries for 35 yards (3.9 avg.) and 1 TD; 1 reception for 18 yards.

- Scored on a 3-yard TD run with 3:43 remaining in the 4th quarter.

VS. TAMPA BAY (12/28): 5 carries for 56 yards (11.2 avg.).

2024 (MIAMI):

- Played in 15 games with 1 start.
- Dressed but did not play in 1 game.
- Inactive for 1 game.
- 68 carries for 249 yards (3.7 avg.).
- 3 receptions for 8 yards (2.7 avg.).
- 1 kickoff return for 29 yards.

VS. BUFFALO (9/12): 5 carries for 4 yards (0.8 avg.).

- Made his NFL debut.

VS. TENNESSEE (9/30): 9 carries for 32 yards (3.6 avg.).

AT NEW ENGLAND (10/6): 13 carries for 86 yards (6.6 avg.).

AT INDIANAPOLIS (10/20): 5 carries for 33 yards (6.6 avg.).

BEFORE THE NFL

COLLEGE (TENNESSEE):

CAREER: Played in 34 games with 12 starts; 368 carries for 2,297 yards (6.2 avg.) and 18 TDs; 30 receptions for 171 yards (5.7 avg.).

JUNIOR (2023): Started in 12 games; 137 carries for 1,013 yards (7.4 avg.) and 4 TDs; 22 receptions for 141 yards (6.4 avg.).

- 2nd-team All-SEC.
- Led all FBS running backs in yards per carry (min. 120 attempts).

SOPHOMORE (2022): Played in all 13 games; 146 carries for 875 yards (6.0 avg.) and 10 TDs; 2 receptions for 8 yards (4.0 avg.).

FRESHMAN (2021): Played in 9 games; 85 carries for 409 yards (4.8 avg.) and 4 TDs; 6 receptions for 22 yards (3.7 avg.).

HIGH SCHOOL (SOUTHERN DURHAM HS - DURHAM, N.C.)

- Also competed in track and field.

JUNIOR (2019): 89 carries for 901 yards (10.1 avg.) and 5 TDs; 6 receptions for 62 yards (10.3 avg.).

OFF THE FIELD

PERSONAL:

- MAJOR:** Sport management.

JAYLEN WRIGHT'S NFL REGULAR SEASON RUSHING/RECEIVING STATISTICS

DATE	TEAM	GP	GS	RUSHING				RECEIVING			
				NO.	YDS.	AVG.	LG	TD	NO.	YDS.	AVG.
2024	Miami	15	1	68	249	3.7	20	0	3	8	2.7
2025	Miami	9	0	57	265	4.6	32	2	3	27	9.0
NFL TOTALS		24	1	125	514	4.1	32	2	6	35	5.8

SINGLE-GAME HIGHS: RUSHING/RECEIVING

Rush Attempts
Rushing Yards
Rushing Average
Longest Runs
Rushing TDs

24 at N.Y. Jets, Dec 07, 2025
107 at N.Y. Jets, Dec 07, 2025
6.6 at New England, Oct 06, 2024
32 vs. Tampa Bay, Dec 28, 2025
1 vs. Cincinnati, Dec 21, 2025
...1 more at 1.
2 vs. N.Y. Jets, Dec 08, 2024
6 vs. N.Y. Jets, Dec 08, 2024

Receptions
Receiving Yards

Longest Receptions
All-Purpose Yards
Kickoff Returns
Kickoff Return Yards
Longest Kickoff Return
Most TDs

Scrimmage Yards

18 vs. Cincinnati, Dec 21, 2025
107 at N.Y. Jets, Dec 07, 2025
1 vs. Las Vegas, Nov 17, 2024
29 vs. Las Vegas, Nov 17, 2024
29 vs. Las Vegas, Nov 17, 2024
1 vs. Cincinnati, Dec 21, 2025
...1 more at 1.
107 at N.Y. Jets, Dec 07, 2025



100-YARD RUSHING GAMES (1): REGULAR SEASON

DATE	TEAM	ATT.	YDS.	AVG.	LG	TD
12/07/25	at N.Y. Jets	24	107	4.5	12	1

2024 GXG REGULAR-SEASON (MIAMI)

DATE	OPPONENT	P/S	RUSHING					RECEIVING					W/L	SCORE
			NO.	YDS.	AVG.	LG	TD	NO.	YDS.	AVG.	LG	TD		
09/08	Jacksonville						INACTIVE						W	20-17
09/12	Buffalo	P	5	4	0.8	8	0	0	0	0.0	0	0	L	10-31
09/22	at Seattle	S	2	17	8.5	9	0	0	0	0.0	0	0	L	3-24
09/30	Tennessee	P	9	32	3.6	20	0	0	0	0.0	0	0	L	12-31
10/06	at New England	P	13	86	6.6	17	0	0	0	0.0	0	0	W	15-10
10/20	at Indianapolis	P	5	33	6.6	19	0	0	0	0.0	0	0	L	10-16
10/27	Arizona	P	2	18	9.0	12	0	0	0	0.0	0	0	L	27-28
11/03	at Buffalo	P	6	18	3.0	7	0	0	0	0.0	0	0	L	27-30
11/11	at L.A. Rams	P	5	3	0.6	5	0	0	0	0.0	0	0	W	23-15
11/17	Las Vegas	P	5	4	0.8	5	0	1	2	2.0	2	0	W	34-19
11/24	New England	P	7	28	4.0	12	0	0	0	0.0	0	0	W	34-15
11/28	at Green Bay	P	0	0	0.0	0	0	0	0	0.0	0	0	L	17-30
12/08	N.Y. Jets	P	2	7	3.5	5	0	2	6	3.0	6	0	W	32-26+
12/15	at Houston	P	1	3	3.0	3	0	0	0	0.0	0	0	L	12-20
12/22	San Francisco						DID NOT PLAY						W	29-17
12/29	at Cleveland	P	0	0	0.0	0	0	0	0	0.0	0	0	W	20-3
01/05	at N.Y. Jets	P	6	-4	-0.7	8	0	0	0	0.0	0	0	L	20-32
2024 TOTALS		15-1	68	249	3.7	20	0	3	8	2.7	6	0	8-9	

+ - Overtime


2025 GXG REGULAR-SEASON (MIAMI)

DATE	OPPONENT	P/S	RUSHING					RECEIVING					W/L	SCORE
			NO.	YDS.	AVG.	LG	TD	NO.	YDS.	AVG.	LG	TD		
09/07	at Indianapolis						INACTIVE						L	8-33
09/14	New England						INACTIVE						L	27-33
09/18	at Buffalo						DID NOT PLAY						L	21-31
09/29	N.Y. Jets						DID NOT PLAY						W	27-21
10/05	at Carolina						INACTIVE						L	24-27
10/12	L.A. Chargers						INACTIVE						L	27-29
10/19	at Cleveland	P	0	0	0.0	0	0	0	0	0.0	0	0	L	6-31
10/26	at Atlanta	P	9	28	3.1	7	0	1	0	0.0	0	0	W	34-10
10/30	Baltimore						INACTIVE						L	6-28
11/09	Buffalo	P	5	17	3.4	18	0	0	0	0.0	0	0	W	30-13
11/16	Washington	P	1	4	4.0	4	0	0	0	0.0	0	0	W	16-13+
11/30	New Orleans	P	3	16	5.3	8	0	0	0	0.0	0	0	W	21-17
12/07	at N.Y. Jets	P	24	107	4.5	12	1	0	0	0.0	0	0	W	34-10
12/15	at Pittsburgh	P	1	2	2.0	2	0	1	9	9.0	9	0	L	15-28
12/21	Cincinnati	P	9	35	3.9	10	1	1	18	18.0	18	0	L	21-45
12/28	Tampa Bay	P	5	56	11.2	32	0	0	0	0.0	0	0	W	20-17
2025 TOTALS		9-0	57	265	4.6	32	2	3	27	9.0	18	0	7-9	

+ - Overtime



INJURED RESERVE



JUJU BRENTS
#32 • Cornerback



ARTIE BURNS
#23 • Cornerback



YODNY CAJUSTE
#63 • Offensive Line



ELIJAH CAMPBELL
#22 • Defensive Back



JORDAN COLBERT
#62 • Safety



JALIN CONYERS
#47 • Tight End



JAMES DANIELS
#78 • Offensive Line



STORM DUCK
#36 • Cornerback



DEE ESKRIDGE
#62 • Wide Receiver



OBINNA EZE
#62 • Wide Receiver



TYREEK HILL
#61 • Wide Receiver



GERMAIN IFEDI
#51 • Offensive Line



CALEB JOHNSON
#51 • Linebacker



ISAIAH JOHNSON
#46 • Cornerback



BENITO JONES
#95 • Defensive Tackle



KADER KOHOU
#4 • Cornerback



JASON MAITRE
#43 • Cornerback



ALEXANDER MATTISON
#8 • Running Back



JASON SANDERS
#7 • Kicker

RESERVE/PUP



LIAM EICHENBERG
#74 • Offensive Line

PRACTICE SQUAD



ANDRE CARTER II
#50 • Linebacker



JIMMY CIARLO
#45 • Linebacker



JaMYCAL HASTY
#37 • Running Back



JACK HENDERSON
#41 • Safety



AJ HENNING
#88 • Wide Receiver



ALEX HUNTLEY
#96 • Defensive Tackle



CLARENCE LEWIS II
#35 • Cornerback



ROY MBAETEKKA
#76 • Offensive Line



DERRICK MCLENDON
#59 • Linebacker



CHRIS MYARICK
#86 • Tight End



K.C. OSSAI
#57 • Linebacker



JOSH PRIEBE
#68 • Offensive Line



HAYDEN RUCCI
#87 • Tight End



KION SMITH
#71 • Offensive Line



KADEEM TELFORT
#75 • Offensive Line



JEFF WILSON JR.
#34 • Running Back

PRACTICE SQUAD/INJURED



KENDALL SHEFFIELD
#41 • Cornerback



HISTORY & RECORDS



INDIVIDUAL RECORDS

The following individual records relate solely to service with the Miami Dolphins. They include National Football League regular-season statistics only – with the exception of those single-game records marked by "*" or "**."

* Playoff game ** Super Bowl

1966-77: 14 games 1983-86: 16 games 1978-81: 16 games 1987: 15 games 1982: 9 games 1988-2020: 16 games 2021-Present: 17 games

SERVICE

MOST SEASONS

17	Dan Marino (1983-99)
15	Bob Kuechenberg (1970-84)
14	Bob Griese (1967-80)
14	Don Strock (1974-87)
14	John Denney (2005-18)
13	Nat Moore (1974-86)
13	Jason Taylor (1997-2007, 2009, 2011)
12	Larry Little (1969-80)
12	Ed Newman (1973-84)
12	Bruce Hardy (1978-89)
12	Jim Jensen (1981-92)
12	Zach Thomas (1996-2007)

MOST GAMES PLAYED

242	Dan Marino (1983-99)
224	John Denney (2005-18)
204	Jason Taylor (1997-2007, 2009, 2011)
196	Bob Kuechenberg (1970-84)
183	Nat Moore (1974-86)
168	Zach Thomas (1996-2007)
167	Ed Newman (1973-85)
166	Vern Den Herder (1971-82)
164	Jim Jensen (1981-92)
164	Richmond Webb (1990-00)
163	Don Strock (1974-87)
161	Bob Griese (1967-80)
159	Larry Little (1969-80)
157	Tim Bowens (1994-04)
156	Tim Ruddy (1994-03)
155	Olindo Mare (1997-2006)
151	Bruce Hardy (1978-89)

MOST CONSECUTIVE GAMES PLAYED

224	John Denney (1st in 2005 through 16th in 2018)
130	Jason Taylor (15th in 1999 through 16th in 2007)
128	Jim Langer (10th in 1970 through 9th in 1979)
128	Brandon Fields (1st in 2007 through 16th in 2014)
127	Garó Yepremian (2nd in 1970 through 16th in 1978)
125	Bob Baumhower (1st in 1977 through 14th in 1984)
118	Richmond Webb (3rd in 1991 through 8th in 1998)
116	Olindo Mare (1st in 1997 through 4th in 2004)
116	Jason Sanders (1st in 2018 through 17th in 2024)
107	Dwight Stephenson (1st in 1980 through 2nd in 1987)

MOST STARTS

240	Dan Marino (1983-99)
186	Jason Taylor (1997-2007, 2009, 2011)
176	Bob Kuechenberg (1970-84)
168	Zach Thomas (1996-2007)
162	Richmond Webb (1990-2000)
155	Tim Bowens (1994-04)
152	Bob Griese (1967-80)
152	Larry Little (1969-80)
144	Vern Den Herder (1971-82)
140	Tim Ruddy (1994-2003)

MOST CONSECUTIVE STARTS

130	Jason Taylor (15th in 1999 through 16th in 2007)
118	Richmond Webb (3rd in 1991 through 8th in 1998)
109	Jim Langer (1st in 1972 through 9th in 1979)
95	Dan Marino (6th in 1987 through 5th in 1993)
92	Tim Bowens (3rd in 1994 through 14th in 1999)
91	Norm Evans (3rd in 1969 through 9th in 1975)
87	Dick Anderson (12th in 1968 through 14th in 1974)
87	Vernon Carey (7th in 2005 through 12th in 2010)
86	Bob Baumhower (1st in 1977 through 8th in 1982)
84	Jake Scott (1st in 1970 through 14th in 1975)
81	Vern Den Herder (1st in 1972 through 11th in 1977)
81	Jeff Cross (16th in 1988 through 16th in 1993)
81	Keith Sims (11th in 1991 through 11th in 1996)
80	Randy McMichael (1st in 2002 through 16th in 2006)

MOST PRO BOWLS

9	Dan Marino (1983-87, 1991-92, 1994-95)
7	Richmond Webb (1990-96)
7	Zach Thomas (1999-2003, 2005-06)
6	Bob Griese (1970-71, 1973-74, 1977-78)
6	Jim Langer (1973-78)
6	Bob Kuechenberg (1974-75, 1977-78, 1982-83)
6	Jason Taylor (2000, 2002, 2004-07)
5	Larry Csonka (1970-74)
5	Paul Warfield (1970-74)
5	Jake Scott (1971-75)
5	Bob Baumhower (1979, 1981-84)
5	Dwight Stephenson (1983-87)
5	John Offerdahl (1986-90)
5	Mark Clayton (1984-86, 1988, 1991)
5	Cameron Wake (2010, 2012-14, 2016)

MOST CONSECUTIVE PRO BOWLS

7	Richmond Webb (1990-96)
6	Jim Langer (1973-78)
5	Larry Csonka (1970-74)
5	Paul Warfield (1970-74)
5	Jake Scott (1971-75)
5	Dan Marino (1983-87)
5	Dwight Stephenson (1983-87)
5	John Offerdahl (1986-90)
5	Zach Thomas (1999-2003)

MOST PRO BOWL STARTS

7	Dan Marino (1983-86, 1992, 1994-95)
5	Jim Langer (1973-77)
5	Jason Taylor (2000, 2002, 2004-06)
4	Dwight Stephenson (1983-86)
4	John Offerdahl (1986, 1988-90)
4	Richmond Webb (1992-95)
4	Cameron Wake (2010, 2012, 2014, 2016)
3	Larry Little (1972-74)
3	Jake Scott (1972-73, 1975)
3	Bob Baumhower (1979, 1981, 1983)
3	Sam Madison (1999-2001)
3	Zach Thomas (1999, 2002, 2006)
3	Jake Long (2009-11)
3	Xavien Howard (2018, 20-21)



INDIVIDUAL RECORDS

MOST CONSECUTIVE PRO BOWL STARTS

5	Jim Langer (1973-77)
4	Dwight Stephenson (1983-86)
4	Dan Marino (1983-86)
4	Richmond Webb (1992-95)
3	Larry Little (1972-74)
3	John Offerdahl (1988-90)
3	Sam Madison (1999-2001)
3	Jason Taylor (2004-06)
3	Jake Long (2009-11)

SCORING

MOST POINTS

CAREER

1,048	Olindo Mare (1997-06), 313 XPs, 245 FGs
830	Garó Yepremian (1970-78), 335 XPs, 165 FGs
826	Jason Sanders (2018-24), 259 XPs, 187 FGs, 1 TD
774	Pete Stoyanovich (1989-95), 246 XPs, 176 FGs
540	Uwe von Schamann (1979-84), 237 XPs, 101 FGs

SEASON

144	Olindo Mare (1999), 27 XPs, 39 FGs
144	Jason Sanders (2020), 36 XPs, 36 FGs
137	Jason Sanders (2024), 26 XPs, 37 FGs
130	Jason Sanders (2023), 58 XPs, 24 FGs
128	Caleb Sturgis (2014), 41 XPs, 29 FGs

GAME

24	Paul Warfield (12/15/73 vs. Detroit), 4 TDs
24	Mark Ingram (11/27/94 at N.Y. Jets), 4 TDs
24	Ronnie Brown (9/21/08 at New England), 4 TDs
24	De'Von Achane (9/24/23 vs. Denver), 4 TDs
24	Raheem Mostert (9/24/23 vs. Denver), 4 TDs

MOST POINTS BY A ROOKIE

SEASON

116	Fuad Reveiz (1985), 50 XPs, 22 FGs
111	Caleb Sturgis (2013), 33 XPs, 26 FGs
103	Dan Carpenter (2008), 40 XPs, 21 FGs

MOST CONSECUTIVE GAMES SCORING POINTS

121	Garó Yepremian (8th in 1970 through 16th in 1978)
-----	---

MOST TOUCHDOWNS

CAREER

82	Mark Clayton (1983-92), 81 pass, 1 ret.
75	Nat Moore (1974-86), 74 pass, 1 run
59	Mark Duper (1982-92), 59 pass
57	Larry Csonka (1968-74, 1979), 53 run, 4 pass
54	Ricky Williams (2002-03, 2005, 2007-10), 48 run, 6 pass

SEASON

21	Raheem Mostert (2023) 18 run, 3 pass
18	Mark Clayton (1984), 18 pass
17	Ricky Williams (2002), 16 run, 1 pass
16	Karim Abdul-Jabbar (1997), 15 run, 1 pass
16	Lamar Smith (2000), 14 run, 2 pass

GAME

4	Paul Warfield (12/15/73 vs. Detroit), 4 pass
4	Mark Ingram (11/27/94 at N.Y. Jets), 4 pass
4	Ronnie Brown (9/21/08 at New England), 4 run
4	De'Von Achane (9/24/23 vs. Denver), 2 run, 2 pass
4	Raheem Mostert (9/24/23 vs. Denver), 3 run, 1 pass

MOST TOUCHDOWNS BY A ROOKIE

SEASON

13	Ron Davenport (1985), 11 run, 2 pass
11	Karim Abdul-Jabbar (1996), 11 run
11	De'Von Achane (2023), 8 run, 3 pass
8	Andra Franklin (1981), 7 run, 1 pass
7	Larry Csonka (1968), 6 run, 1 pass
7	Troy Stradford (1987), 6 run, 1 pass
7	Chris Chambers (2001), 7 pass
7	Jaylen Waddle (2021), 1 run, 6 pass

GAME

4	De'Von Achane (9/24/23 vs. Denver), 2 run, 2 pass
3	Ronald Scott (10/11/87 vs. Kansas City), 3 run
3	Troy Stradford (12/7/87 vs. N.Y. Jets), 3 run
3	Sammie Smith (12/10/89 vs. New England), 3 run

MOST CONSECUTIVE GAMES SCORING A TOUCHDOWN

6	Paul Warfield (4th through 9th in 1971)
6	Mark Clayton (13th through 16th in 1988 and 2nd through 3rd in 1989)
6	Ricky Williams (16th in 2002 and 1st through 5th in 2003)

MOST FIELD GOALS

CAREER

245	Olindo Mare (1997-06), 303 att.
187	Jason Sanders (2018-24), 221 att.
176	Pete Stoyanovich (1989-95), 222 att.
165	Garó Yepremian (1970-78), 242 att.
127	Dan Carpenter (2008-12), 155 att.

SEASON

39	Olindo Mare (1999), 46 att.w
37	Jason Sanders (2024), 41 att.
36	Jason Sanders (2020), 39 att.
31	Pete Stoyanovich (1991), 37 att.
30	Pete Stoyanovich (1992), 37 att.
30	Dan Carpenter (2010), 41 att.

GAME

7	Jason Sanders (12/8/19 at N.Y. Jets), 8 att.
6	Olindo Mare (10/17/99 at New England), 6 att.
5	Garó Yepremian (9/26/71 at Buffalo), 6 att.
5	Olindo Mare (12/31/06 at Indianapolis), 5 att.
5	Dan Carpenter (10/24/10 vs. Pittsburgh), 5 att.
5	Dan Carpenter (10/31/10 at Cincinnati), 5 att.
5	Jason Sanders (10/4/20 vs. Seattle), 5 att.
5	Jason Sanders (10/11/20 at San Francisco), 5 att.
5	Jason Sanders (12/24/23 vs. Dallas), 5 att.
5	Jason Sanders (12/22/24 vs. San Francisco), 5 att.

MOST FIELD GOALS BY A ROOKIE

SEASON

26	Caleb Sturgis (2013), 34 att.
22	Fuad Reveiz (1985), 27 att.
21	Uwe von Schamann (1979), 29 att.
21	Dan Carpenter (2008), 25 att.

GAME

4	Dan Carpenter (11/2/08 at Denver), 4 att.
4	Jason Sanders (11/11/18 at Green Bay), 4 att.
3	16 times (last – Jason Sanders, 10/25/18 at Houston)



INDIVIDUAL RECORDS

MOST CONSECUTIVE GAMES SCORING A FIELD GOAL

20	Garó Yepremian (10th in 1970 through 1st in 1972)
20	Olindo Mare (7th in 1998 through 10th in 1999)

MOST CONSECUTIVE FIELD GOALS

27	Jason Sanders (7th through 18th in 2024)
22	Jason Sanders (16th in 2019 through 9th in 2020)
19	Olindo Mare (3rd through 7th in 1999)
17	Dan Carpenter (2nd through 12th in 2009)
16	Garó Yepremian (8th through 16th in 1978)
16	Olindo Mare (7th through 16th in 2000)

HIGHEST FIELD GOAL PERCENTAGE

CAREER (min: 50 att.)

84.6	Jason Sanders (2018-24), 187 of 221
81.9	Dan Carpenter (2008-12), 127 of 155
80.9	Olindo Mare (1997-06), 245 of 303
79.3	Pete Stoyanovich (1989-95), 176 of 222
77.5	Caleb Sturgis (2013-14), 55 of 71

SEASON (min: 15 att.)

92.9	Riley Patterson (2025), 26 of 28
92.3	Jason Sanders (2020), 36 of 39
91.3	Jay Feely (2007), 21 of 23
91.3	Cody Parkey (2017), 21 of 23
90.5	Olindo Mare (2001), 19 of 21

LONGEST FIELD GOALS

60	Dan Carpenter (12/5/10 vs. Cleveland)
59	Pete Stoyanovich (11/12/89 at N.Y. Jets)
*58	Pete Stoyanovich (1/5/91 vs. Kansas City)
58	Dan Carpenter (1/1/12 vs. N.Y. Jets)
57	Jason Sanders (12/24/23 vs. Dallas)
57	Jason Sanders (12/8/24 vs. N.Y. Jets)

LONGEST FIELD GOALS BY A ROOKIE

59	Pete Stoyanovich (11/12/89 at N.Y. Jets)
54	Caleb Sturgis (9/15/13 at Indianapolis)
53	Uwe von Schamann (10/21/79 at New England)
53	Andrew Franks (10/25/15 vs. Houston)
52	Caleb Sturgis (10/27/13 at New England)

MOST POINTS AFTER TOUCHDOWN

CAREER

335	Garó Yepremian (1970-78), 351 att.
313	Olindo Mare (1997-06), 318 att.
259	Jason Sanders (2018-24), 266 att.

SEASON

66	Uwe von Schamann (1984), 70 att.
58	Jason Sanders (2023), 59 att.
52	Fuad Reveiz (1986), 55 att.

GAME

10	Jason Sanders (9/24/23 vs. Denver), 10 att.
7	Garó Yepremian (11/12/72 vs. New England), 7 att.
7	Garó Yepremian (11/24/77 at St. Louis), 8 att.
7	Pete Stoyanovich (9/3/95 vs. N.Y. Jets), 7 att.
7	Olindo Mare (9/8/02 vs. Detroit), 7 att.

MOST POINTS AFTER TOUCHDOWN BY A ROOKIE

SEASON

50	Fuad Reveiz (1985), 52 att.
40	Dan Carpenter (2008), 40 att.
38	Pete Stoyanovich (1989), 39 att.

MOST CONSECUTIVE POINTS AFTER TOUCHDOWN

110	Garó Yepremian (7th in 1972 to 2nd in 1975)
110	Pete Stoyanovich (16th in 1992 to 16th in 1995)

HIGHEST POINT AFTER TOUCHDOWN PCT.

CAREER (min: 150 att.)

99.4	Dan Carpenter (2008-12), 154 of 155
98.43	Olindo Mare (1997-06), 313 of 318
98.40	Pete Stoyanovich (1989-95), 246 of 250
96.6	Jason Sanders (2018-24), 259 of 268
95.3	Fuad Reveiz (1985-88), 161 of 169

MOST TWO-POINT CONVERSIONS

CAREER

2	Irving Fryar (1993-95), 2 pass
2	Marty Booker (2004-07), 2 pass
2	Jarvis Landry (2014-16), 2 pass
2	Preston Williams (2019-21), 2 pass
2	Jaylen Waddle (2021-25), 2 pass

SEASON

2	Irving Fryar (1994), 2 pass
2	Marty Booker (2006), 2 pass
2	Preston Williams (2020), 2 pass
2	Jaylen Waddle (2024), 2 pass

RUSHING

MOST RUSHING YARDS

CAREER

6,737	Larry Csonka (1968-74, 1979), 1,506 att.
6,436	Ricky Williams (2002-03, 2005, 2007-10), 1,509 att.
4,815	Ronnie Brown (2005-10), 1,128 att.
3,877	Mercury Morris (1969-75), 754 att.
3,644	Jim Kick (1968-74), 997 att.

SEASON

1,853	Ricky Williams (2002), 4.8 per carry
1,372	Ricky Williams (2003), 3.5 per carry
1,350	De'Von Achane (2025), 5.7 per carry
1,272	Jay Ajayi (2016), 4.9 per carry
1,258	Delvin Williams (1978), 4.6 per carry
1,139	Lamar Smith (2000), 3.7 per carry
1,121	Ricky Williams (2009), 4.7 per carry
1,117	Larry Csonka (1972), 5.2 per carry
1,116	Karim Abdul-Jabbar (1996), 3.6 per carry
1,099	Lamar Miller (2014), 5.1 per carry
1,086	Reggie Bush (2011), 5.0 per carry
1,051	Larry Csonka (1971), 5.4 per carry
1,012	Raheem Mostert (2023), 4.8 per carry
1,008	Ronnie Brown (2006), 4.2 per carry
1,003	Larry Csonka (1973), 4.6 per carry
1,000	Mercury Morris (1972), 5.3 per carry

GAME

228	Ricky Williams (12/1/02 at Buffalo), 27 att.
216	Ricky Williams (12/9/02 vs. Chicago), 31 att.
214	Jay Ajayi (10/23/16 vs. Buffalo), 28 att.
*209	Lamar Smith (12/30/00 vs. Indianapolis), 40 att.
206	Jay Ajayi (12/24/16 at Buffalo), 32 att.
204	Jay Ajayi (10/16/16 vs. Pittsburgh), 25 att.
203	Reggie Bush (12/18/11 at Buffalo), 25 att.
203	De'Von Achane (9/24/23 vs. Denver), 18 att.



INDIVIDUAL RECORDS

MOST RUSHING YARDS BY A ROOKIE

SEASON

1,116	Karim Abdul-Jabbar (1996), 3.6 per carry
907	Ronnie Brown (2005), 4.4 per carry
800	De'Von Achane (2023), 7.8 per carry
711	Andra Franklin (1981), 3.5 per carry
659	Sammie Smith (1989), 3.3 per carry

GAME

203	De'Von Achane (9/24/23 vs. Denver), 18 att.
169	Troy Stradford (11/22/87 at Dallas), 17 att.
152	Karim Abdul-Jabbar (12/22/96 at N.Y. Jets), 30 att.
151	De'Von Achane (10/8/23 vs. N.Y. Giants), 11 att.
140	Leroy Harris (12/5/77 vs. Baltimore), 17 att.

MOST RUSHING ATTEMPTS

CAREER

1,509	Ricky Williams (2002-03, 2005, 2007-10)
1,506	Larry Csonka (1968-74, 1979)
1,128	Ronnie Brown (2005-10)
997	Jim Kiick (1968-74)
888	Karim Abdul-Jabbar (1996-99)

SEASON

392	Ricky Williams (2003)
383	Ricky Williams (2002)
313	Lamar Smith (2001)
309	Lamar Smith (2000)
307	Karim Abdul-Jabbar (1996)

GAME

42	Ricky Williams (9/21/03 vs. Buffalo), 153 yards
*40	Lamar Smith (12/30/00 vs. Indianapolis), 209 yards
36	Ricky Williams (10/6/02 vs. New England), 105 yards
36	Ricky Williams (11/16/03 vs. Baltimore), 105 yards
34	Ricky Williams (9/14/03 at N.Y. Jets), 125 yards
**33	Larry Csonka (1/13/74 vs. Minnesota), 145 yards
33	Karim Abdul-Jabbar (9/20/98 vs. Pittsburgh), 108 yards

MOST RUSHING ATTEMPTS BY A ROOKIE

SEASON

307	Karim Abdul-Jabbar (1996)
207	Ronnie Brown (2005)
201	Andra Franklin (1981)
200	Sammie Smith (1989)
165	Jim Kiick (1968)
165	Daniel Thomas (2011)

GAME

31	J.J. Johnson (11/21/99 vs. New England), 106 yards
30	Troy Stradford (12/7/87 vs. N.Y. Jets), 120 yards
30	Karim Abdul-Jabbar (12/22/96 at N.Y. Jets), 152 yards
29	Karim Abdul-Jabbar (1/13/96 at New England), 104 yards
27	Karim Abdul-Jabbar (12/16/96 vs. Buffalo), 76 yards

MOST RUSHING TOUCHDOWNS

CAREER

53	Larry Csonka (1968-74, 1979)
48	Ricky Williams (2002-03, 2005, 2007-10)
36	Ronnie Brown (2005-10)
33	Karim Abdul-Jabbar (1996-99)
29	Mercury Morris (1969-75)

SEASON

18	Raheem Mostert (2023)
16	Ricky Williams (2002)
15	Karim Abdul-Jabbar (1997)

14	Lamar Smith (2000)
12	Mercury Morris (1972)
12	Don Nottingham (1975)
12	Larry Csonka (1979)

GAME

4	Ronnie Brown (9/21/08 at New England), 2,15,5,62
3	Jim Kiick (12/20/70 vs. Buffalo), 4,2,2
3	Mercury Morris (11/12/72 vs. New England), 4,4,6
3	Mercury Morris (9/30/73 vs. New England), 24,70,35
*3	Larry Csonka (12/30/73 vs. Oakland), 11,2,2
3	Don Nottingham (11/3/74 vs. Atlanta), 1,2,1
3	Don Nottingham (10/5/75 at Green Bay), 11,1,11
3	Don Nottingham (10/26/75 at Buffalo), 1,1,1
3	Larry Csonka (9/23/79 vs. Chicago), 12,9,1
3	Larry Csonka (11/29/79 vs. New England), 1,1,1
3	Ronald Scott (10/11/87 vs. Kansas City), 2,4,3
3	Troy Stradford (12/7/87 vs. N.Y. Jets), 1,1,1
3	Sammie Smith (12/10/89 vs. New England), 1,7,2
3	Bernie Parmalee (12/25/94 vs. Detroit), 1,1,6
3	Karim Abdul-Jabbar (10/19/97 at Baltimore), 5,5,6
3	Karim Abdul-Jabbar (11/23/97 at New England), 1,1,1
3	Ricky Williams (10/25/09 vs. New Orleans), 4,68,4
3	Raheem Mostert (9/24/23 vs. Denver), 20,3,1

MOST RUSHING TOUCHDOWNS BY A ROOKIE

SEASON

11	Ron Davenport (1985)
11	Karim Abdul-Jabbar (1996)
8	De'Von Achane (2023)
7	Andra Franklin (1981)
6	Larry Csonka (1968)
6	Troy Stradford (1987)
6	Sammie Smith (1989)

GAME

3	Ronald Scott (10/11/87 vs. Kansas City)
3	Troy Stradford (12/7/87 vs. N.Y. Jets)
3	Sammie Smith (12/10/89 vs. New England)

MOST CONSECUTIVE GAMES WITH A RUSHING TD

5	Mercury Morris (6th through 10th in 1972)
5	Don Nottingham (2nd through 6th in 1975)
5	Pete Johnson (8th through 12th in 1984)
5	Karim Abdul-Jabbar (10th through 14th in 1997)

HIGHEST RUSHING AVERAGE

CAREER (min: 300 att.)

5.6	De'Von Achane (2023-25), 544 att.
5.1	Mercury Morris (1969-75), 754 att.
4.8	Tony Nathan (1979-87), 732 att.
4.7	Reggie Bush (2011-12), 443 att.
4.6	Kenyan Drake (2016-19), 333 att.

SEASON (min: 100 att.)

7.8	De'Von Achane (2023), 103/800 yards
6.4	Mercury Morris (1973), 149/954 yards
5.7	De'Von Achane (2025), 238/1,350 yards
5.4	Larry Csonka (1971), 195/1,051 yards
5.32	Tony Nathan (1981), 147/782 yards

GAME (min: 10 att.)

13.7	De'Von Achane (10/8/23 vs. N.Y. Giants) 11/151
13.1	Mercury Morris (9/30/73 vs. New England) 15/197
12.6	Abner Haynes (9/17/67 vs. Denver), 12/151
12.6	Delvin Williams (11/9/80 at Los Angeles), 12/151



INDIVIDUAL RECORDS

MOST 100-YARD RUSHING GAMES

CAREER

24	Ricky Williams (2002-03, 2005, 2007-10)
15	Larry Csonka (1968-74, 1979)
15	Ronnie Brown (2005-10)
10	De'Von Achane (2023-25)
10	Mercury Morris (1969-75)
9	Karim Abdul-Jabbar (1996-99)

SEASON

10	Ricky Williams (2002)
7	Ricky Williams (2003)
5	Delvin Williams (1978)
5	Reggie Bush (2011)
4	Larry Csonka (1972)
4	Karim Abdul-Jabbar (1996)
4	Lamar Smith (2000)
4	Ronnie Brown (2006)
4	Ronnie Brown (2007)
4	Ricky Williams (2009)
4	Jay Ajayi (2016)
4	De'Von Achane (2025)
4	De'Von Achane (2023)

MOST 100-YARD RUSHING GAMES BY A ROOKIE

4	Karim Abdul-Jabbar (1996)
4	De'Von Achane (2023)
3	Benny Malone (1974)
3	Troy Stradford (1987)
2	Jim Kiick (1968)
2	Leroy Harris (1977)
2	Ronnie Brown (2005)

MOST CONSECUTIVE 100-YARD RUSHING GAMES

5	Ricky Williams (10th through 14th in 2002)
4	Ronnie Brown (3rd through 6th in 2007)
4	Reggie Bush (12th through 15th in 2011)
3	Ricky Williams (1st through 3rd in 2002)
3	Ricky Williams (10th through 12th in 2003)
3	Ricky Williams (9th through 11th in 2009)
3	Jay Ajayi (6th through 8th in 2016)
3	De'Von Achane (10th through 12th in 2025)
3	De'Von Achane (3rd through 5th in 2023)
2	Larry Csonka (11th through 12th in 1970)
2	Benny Malone (7th through 8th in 1974)
2	Don Nottingham (2nd through 3rd in 1975)
2	Mercury Morris (5th through 6th in 1975)
2	Benny Malone (7th through 8th in 1976)
2	Benny Malone (4th through 5th in 1977)
2	Andra Franklin (5th through 6th in 1982)
2	Mark Higgs (1st through 2nd in 1991)
2	Bernie Parmalee (7th through 8th in 1994)
2	Ricky Williams (2nd through 3rd in 2003)
2	Ricky Williams (14th through 15th in 2003)
2	Ricky Williams (15th through 16th in 2005)
2	Ronnie Brown (15th through 16th in 2006)
2	Ronnie Brown (3rd through 4th in 2008)
2	Lamar Miller (5th through 6th in 2015)
2	Kenyan Drake (12th through 13th in 2017)

LONGEST RUNS FROM SCRIMMAGE

97t	Lamar Miller (12/28/14 vs. N.Y. Jets)
85t	Lamar Miller (10/25/15 vs. Houston)
77t	Leroy Harris (12/5/77 vs. Baltimore)
77t	Keith Byars (11/25/93 at Dallas)
76t	Reggie Bush (12/18/11 at Buffalo)
76t	De'Von Achane (10/8/23 vs. N.Y. Giants)
75t	Kalen Ballage (12/16/18 at Minnesota)

71t	Jerris McPhail (10/27/97 vs. Chicago)
70t	Mercury Morris (9/30/73 vs. New England)
70	Mercury Morris (10/15/73 at Cleveland)
69	Damien Williams (11/19/17 vs. Tampa Bay)
68t	Lamar Smith (10/23/00 at N.Y. Jets)
68t	James McKnight (10/5/03 at N.Y. Giants)
68t	Ricky Williams (10/25/09 vs. New Orleans)
67	Raheem Mostert (12/17/22 at Buffalo)
67t	De'Von Achane (9/24/23 vs. Denver)
66t	Benny Malone (10/9/77 at Baltimore)
66t	Kenyan Drake (11/13/17 at Carolina)
65t	Abner Haynes (9/17/67 vs. Denver)
65t	Gary Davis (9/17/78 vs. Buffalo)
65	Delvin Williams (11/9/80 at Los Angeles)
65t	Ronnie Brown (10/21/05 vs. Kansas City)
65t	Reggie Bush (9/16/12 vs. Oakland)
64	Ron Davenport (12/18/88 at Pittsburgh)
63	Norm Bulaich (9/10/78 at Baltimore)
63t	Ricky Williams (12/9/02 vs. Chicago)
62t	Ronnie Brown (9/21/08 at New England)
62t	Jay Ajayi (10/16/16 vs. Pittsburgh)
61	Chris Chambers (9/11/05 vs. Denver)
61	De'Von Achane (1/5/25 at N.Y. Jets)
60t	Gary Davis (12/17/77 vs. Buffalo)
60	Ronnie Brown (9/30/07 vs. Oakland)

PASSING

MOST PASSING YARDS

CAREER

61,361	Dan Marino (1983-99)
25,092	Bob Griese (1967-80)
20,434	Ryan Tannehill (2012-18)
18,166	Tua Tagovailoa (2020-25)
11,040	Jay Fiedler (2000-04)

SEASON

5,084	Dan Marino (1984)
4,746	Dan Marino (1986)
4,624	Tua Tagovailoa (2023)
4,453	Dan Marino (1994)
4,434	Dan Marino (1988)
4,208	Ryan Tannehill (2015)

GAME

521	Dan Marino (10/23/88 vs. N.Y. Jets), 35 of 60
473	Dan Marino (9/4/94 vs. New England), 23 of 42
470	Dan Marino (12/2/84 vs. L.A. Raiders), 35 of 57
469	Tua Tagovailoa (9/18/22 at Baltimore), 36 of 50
466	Tua Tagovailoa (9/10/23 at L.A. Chargers), 28 of 45

MOST PASSING YARDS BY A ROOKIE

SEASON

3,294	Ryan Tannehill (2012)
2,210	Dan Marino (1983)
2,005	Bob Griese (1967)

GAME

431	Ryan Tannehill (9/30/12 at Arizona), 26 of 41
361	Tua Tagovailoa (1/3/21 at Buffalo), 35 of 58
322	Dan Marino (10/9/83 vs. Buffalo), 19 of 29

MOST PASS ATTEMPTS

CAREER

8,358	Dan Marino (1983-99)
3,429	Bob Griese (1967-80)
2,911	Ryan Tannehill (2012-18)
2,421	Tua Tagovailoa (2020-25)
1,603	Jay Fiedler (2000-04)



INDIVIDUAL RECORDS

SEASON

623	Dan Marino (1986), 378 completions
615	Dan Marino (1994), 385 completions
606	Dan Marino (1988), 354 completions
590	Ryan Tannehill (2014), 392 completions
588	Ryan Tannehill (2013), 355 completions

GAME

*64	Dan Marino (12/30/95 at Buffalo), 33 completions
62	Joey Harrington (10/22/06 vs. Green Bay), 33 completions
60	Dan Marino (10/23/88 vs. N.Y. Jets), 35 completions
60	Dan Marino (11/23/97 at New England), 38 completions
58	Ryan Tannehill (11/29/15 at N.Y. Jets), 33 completions
58	Tua Tagovailoa (11/3/21 at Buffalo), 35 completions

MOST PASS ATTEMPTS BY A ROOKIE

SEASON

484	Ryan Tannehill (2012), 282 completions
331	Bob Griese (1967), 166 completions
327	David Woodley (1980), 176 completions

GAME

58	Tua Tagovailoa (1/3/21 at Buffalo), 35 completions
48	Tua Tagovailoa (12/13/20 vs. Kansas City), 28 completions
*45	Skyler Thompson (1/15/23 at Buffalo), 18 completions

MOST PASS COMPLETIONS

CAREER

4,967	Dan Marino (1983-99)
1,926	Bob Griese (1967-80)
1,829	Ryan Tannehill (2012-18)
1,647	Tua Tagovailoa (2020-25)
936	Jay Fiedler (2000-04)

SEASON

392	Ryan Tannehill (2014), 590 att.
388	Tua Tagovailoa (2023), 560 att.
385	Dan Marino (1994), 615 att.
378	Dan Marino (1986), 623 att.
363	Ryan Tannehill (2015), 586 att.

GAME

39	Dan Marino (11/16/86 at Buffalo), 54 att.
38	Dan Marino (11/23/97 at New England), 60 att.
37	Tua Tagovailoa (11/28/24 at Green Bay), 46 att.
36	Tua Tagovailoa (9/18/22 at Baltimore), 50 att.
35	Dan Marino (12/2/84 vs. L.A. Raiders), 57 att.
35	Dan Marino (10/23/88 vs. N.Y. Jets), 60 att.
35	Dan Marino (12/3/95 vs. Atlanta), 50 att.
35	Chad Henne (12/27/09 vs. Houston), 55 att.
35	Ryan Tannehill (12/21/14 vs. Minnesota), 47 att.
35	Tua Tagovailoa (1/3/21 at Buffalo), 58 att.

MOST PASS COMPLETIONS BY A ROOKIE

SEASON

282	Ryan Tannehill (2012), 484 att.
186	Tua Tagovailoa (2020), 290 att.
176	David Woodley (1980), 327 att.

GAME

35	Tua Tagovailoa (1/3/21 at Buffalo), 58 att.
28	Tua Tagovailoa (12/13/20 vs. Kansas City), 48 att.
26	Ryan Tannehill (9/30/12 at Arizona), 41 att.
26	Tua Tagovailoa (12/6/20 vs. Cincinnati), 39 att.

MOST CONSECUTIVE PASS COMPLETIONS

25	Ryan Tannehill (10/18/15 at Tennessee through 10/25/15 vs. Houston)
21	Ryan Fitzpatrick (9/20/20 vs. Buffalo through 9/24/20 at Jacksonville)
19	Jay Cutler (10/22/17 vs. N.Y. Jets through 11/5/17 vs. Oakland)
17	Chad Pennington (12/7/08 at Buffalo through 12/14/08 vs. San Francisco)
17	Chad Henne (12/13/09 at Jacksonville)
17	Tua Tagovailoa (11/21/21 at N.Y. Jets through 11/28/21 vs. Carolina)
17	Tua Tagovailoa (9/24/23 vs. Denver)

MOST TOUCHDOWN PASSES

CAREER

420	Dan Marino (1983-99)
192	Bob Griese (1967-80)
123	Ryan Tannehill (2012-18)
120	Tua Tagovailoa (2020-25)
66	Jay Fiedler (2000-04)

SEASON

48	Dan Marino (1984) - 362 completions
44	Dan Marino (1986) - 378 completions
30	Dan Marino (1985) - 336 completions
30	Dan Marino (1994) - 385 completions
29	Tua Tagovailoa (2023) - 388 completions

GAME

6	Bob Griese (11/24/77 at St. Louis)
6	Dan Marino (9/21/86 at N.Y. Jets)
6	Tua Tagovailoa (9/18/22 at Baltimore)
5	Dan Marino (9/2/84 at Washington)
5	Dan Marino (12/8/85 at Green Bay)
5	Dan Marino (12/14/86 at L.A. Rams)
5	Dan Marino (11/27/88 at N.Y. Jets)
5	Dan Marino (9/4/94 vs. New England)
4	27 times (last - Tua Tagovailoa, 10/26/25 at Atlanta)

MOST TOUCHDOWN PASSES BY A ROOKIE

SEASON

20	Dan Marino (1983) of 173 completions
15	Bob Griese (1967) of 166 completions
14	David Woodley (1980) of 176 completions

GAME

4	John Stofa (12/18/66 vs. Houston)
3	Bob Griese (12/17/67 vs. New England)
3	David Woodley (11/9/80 at L.A. Rams)
3	David Woodley (12/14/80 at Baltimore)
3	Dan Marino (10/9/83 vs. Buffalo)
3	Dan Marino (10/16/83 at N.Y. Jets)
3	Dan Marino (11/28/83 vs. Cincinnati)

MOST CONSECUTIVE GAMES WITH A TD PASS

30	Dan Marino (10th in 1985 through 2nd in 1987 and 6th through 10th in 1987)
----	--

MOST PASSES HAD INTERCEPTED

CAREER

252	Dan Marino (1983-99)
172	Bob Griese (1967-80)
75	Ryan Tannehill (2012-18)
63	Jay Fiedler (2000-04)
59	Tua Tagovailoa (2020-25)



INDIVIDUAL RECORDS

SEASON

23	Dan Marino (1986), 623 att.
23	Dan Marino (1988), 606 att.
22	Dan Marino (1989), 550 att.
21	Dan Marino (1985), 567 att.
19	Jay Fiedler (2001), 450 att.
19	Chad Henne (2010), 490 att.

GAME

5	Bob Griese (12/23/67 vs. Houston), 41 att.
5	Rick Norton (11/23/69 vs. Houston), 26 att.
5	David Woodley (10/25/81 at Dallas), 37 att.
5	Kyle Mackey (10/18/87 at N.Y. Jets), 55 att.
5	Dan Marino (10/23/88 vs. N.Y. Jets), 60 att.
5	Dan Marino (11/25/99 at Dallas), 36 att.
5	A.J. Feeley (12/5/04 vs. Buffalo), 51 att.

MOST PASSES HAD INTERCEPTED AS A ROOKIE

SEASON

18	Bob Griese (1967), 331 att.
17	David Woodley (1980), 327 att.
13	Ryan Tannehill (2012), 484 att.

GAME

5	Bob Griese (12/23/67 vs. Houston), 41 att.
3	Rick Norton (9/18/66 at Buffalo), 10 att.
3	Bob Griese (11/26/67 vs. Buffalo), 33 att.
3	David Woodley (9/28/80 vs. New Orleans), 15 att.
3	John Beck (12/2/07 vs. N.Y. Jets), 39 att.
3	Ryan Tannehill (9/9/12 at Houston), 36 att.
3	Ryan Tannehill (11/11/12 vs. Tennessee), 39 att.
3	Tua Tagovailoa (1/3/21 at Buffalo), 58 att.

MOST CONSECUTIVE GAMES STARTED WITH NO PASSES INTERCEPTED

5	Jay Fiedler (8th through 11th, 13th in 2000 – missed 12th in 2000)
5	Tua Tagovailoa (7th through 10th, 12th in 2020 – missed 11th in 2020)
5	Tua Tagovailoa (7th through 11th in 2022)
4	Bob Griese (5th through 8th in 1971)
4	Dan Marino (4th through 7th in 1997)
4	Ray Lucas (9th through 12th in 2002)
4	Ryan Tannehill (5th through 8th in 2012)
4	Ryan Tannehill (12th through 15th in 2012)
4	Ryan Tannehill (6th through 9th in 2016)
4	Tua Tagovailoa (12th through 15th in 2023)
4	Tua Tagovailoa (10th through 13th in 2024)

MOST CONSECUTIVE PASSES WITH NONE INTERCEPTED

204	Tua Tagovailoa (9th through 14th in 2024)
193	Tua Tagovailoa (4th, 7th through 12th in 2022 – missed 5th and 6th in 2022)
160	Ryan Tannehill (15th in 2014 through 3rd in 2015)
156	Dan Marino (3rd through 8th in 1997)
152	Tua Tagovailoa (5th through 13th in 2020)

LOWEST INTERCEPTION RATE

CAREER (min: 250 att.)

1.63	Chad Pennington (2008-10), 9 of 552 att.
1.86	Cleo Lemon (2005-07), 7 of 377 att.
2.40	Tua Tagovailoa (2020-25), 59 of 2,421 att.
2.58	Ryan Tannehill (2012-18), 75 of 2,911 att.
2.63	Gus Frerotte (2005), 13 of 494 att.

SEASON (min: 150 att.)

1.47	Chad Pennington (2008), 7 of 476 att.
1.72	Tua Tagovailoa (2020), 5 of 290 att.
1.75	Tua Tagovailoa (2024), 7 of 399 att.
1.85	Damon Huard (1999), 4 of 216 att.
1.94	Cleo Lemon (2007), 6 of 309 att.

HIGHEST COMPLETION PERCENTAGE

CAREER (min: 150 comp.)

68.0	Tua Tagovailoa (2020-25), 1,647 of 2,421 att.
67.6	Chad Pennington (2008-10), 373 of 552 att.
64.2	Ryan Fitzpatrick (2019-20), 494 of 769 att.
62.8	Ryan Tannehill (2012-18), 1,829 of 2,911 att.
62.0	Jay Cutler (2017), 266 of 429 att.

SEASON (min: 75 comp.)

72.9	Tua Tagovailoa (2024), 291 of 399 att.
69.3	Tua Tagovailoa (2023), 388 of 560 att.
68.5	Ryan Fitzpatrick (2020), 183 of 267 att.
67.8	Tua Tagovailoa (2021), 263 of 388 att.
67.4	Chad Pennington (2008), 321 of 476 att.

GAME (min: 12 comp.)

94.7	Ryan Tannehill (10/25/15 vs. Houston), 18 of 19 att.
92.3	Bob Griese (12/18/78 vs. New England), 12 of 13 att.
90.0	Ryan Fitzpatrick (9/24/20 at Jacksonville), 18 of 20 att.
89.3	Tua Tagovailoa (11/3/24 vs. Buffalo), 25 of 28 att.
88.5	Tua Tagovailoa (9/24/23 vs. Denver), 23 of 26 att.

HIGHEST COMPLETION PERCENTAGE BY A ROOKIE

SEASON (min: 75 comp.)

64.1	Tua Tagovailoa (2020), 186 of 290 att.
58.4	Dan Marino (1983), 173 of 296 att.
58.3	Ryan Tannehill (2012), 282 of 484 att.
53.8	David Woodley (1980), 176 of 327 att.

GAME (min: 12 comp.)

81.0	Bob Griese (10/22/67 vs. N.Y. Jets), 17 of 21 att.
78.6	Ryan Tannehill (12/6/12 vs. Jacksonville), 22 of 28 att.
77.3	Tua Tagovailoa (12/26/20 at Las Vegas), 17 of 22 att.

HIGHEST PASSER RATING

CAREER (min: 250 att.)

96.4	Tua Tagovailoa (2020-25)
94.5	Chad Pennington (2008-10)
89.0	Ryan Fitzpatrick (2019-20)
87.0	Ryan Tannehill (2012-18)
86.4	Dan Marino (1983-99)

SEASON (min: 150 att.)

108.9	Dan Marino (1984)
105.5	Tua Tagovailoa (2022)
101.4	Tua Tagovailoa (2024)
101.1	Tua Tagovailoa (2023)
97.4	Chad Pennington (2008)

HIGHEST PASSER RATING BY A ROOKIE

SEASON (min: 150 att.)

96.0	Dan Marino (1983)
87.1	Tua Tagovailoa (2020)
76.1	Ryan Tannehill (2012)



INDIVIDUAL RECORDS

HIGHEST PASS YARDS PER ATTEMPT

CAREER (min: 250 att.)

8.22	Earl Morrall (1972-76), 284/2,335 yards
7.50	Tua Tagovailoa (2020-25), 2,421/18,166 yards
7.40	Chad Pennington (2008-10), 552/4,085 yards
7.34	Dan Marino (1983-99), 8,358/61,361 yards
7.32	Bob Griese (1967-80), 3,429/25,092 yards

SEASON (min: 150 att.)

9.07	Earl Morrall (1972), 150/1,360
9.01	Dan Marino (1984), 564/5,084
8.87	Tua Tagovailoa (2022), 400/3,548
8.86	Bob Griese (1975), 191/1,693
8.26	Tua Tagovailoa (2023), 560/4,624

GAME (min: 20 att.)

*13.16	Dan Marino (1/6/85 vs. Pittsburgh), 32/421
12.57	Ryan Tannehill (9/23/18 vs. Oakland), 23/289
12.52	Earl Morrall (12/15/74 vs. New England), 23/288
12.50	Ryan Fitzpatrick (10/11/20 at San Francisco), 28/350
12.40	Tua Tagovailoa (12/25/22 vs. Green Bay), 25/310

MOST 300-YARD PASSING GAMES

CAREER

63	Dan Marino (1983-99)
17	Tua Tagovailoa (2020-25)
16	Ryan Tannehill (2012-18)
7	Chad Henne (2008-11)
7	Ryan Fitzpatrick (2019-20)
3	Bob Griese (1967-80)
3	Jay Fiedler (2000-04)
2	David Woodley (1980-83)
2	Steve DeBerg (1993)
2	Chad Pennington (2008-10)
1	John Stofa (1966-67, 1969-70)
1	Don Strock (1974-87)
1	Scott Mitchell (1990-93)
1	Bernie Kosar (1994-96)
1	A.J. Feeley (2004)
1	Gus Frerotte (2005)
1	Joey Harrington (2006)
1	Trent Green (2007)
1	Cleo Lemon (2007)
1	Jay Cutler (2017)
1	Brock Osweiler (2018)
1	Teddy Bridgewater (2022)

SEASON

9	Dan Marino (1984)
6	Dan Marino (1985)
6	Dan Marino (1986)
6	Dan Marino (1988)
6	Ryan Tannehill (2015)

MOST CONSECUTIVE 300-YARD PASSING GAMES

3	Dan Marino (14th through 16th in 1984)
3	Dan Marino (13th through 15th in 1988)
3	Dan Marino (11th through 13th in 1994)
3	Dan Marino (14th through 16th in 1998)
3	Tua Tagovailoa (11th through 13th in 2024)

LONGEST PASS PLAYS

86t	Bob Griese to Paul Warfield (11/14/71 vs. Pittsburgh)
85t	Dan Marino to Mark Duper (11/20/83 vs. Baltimore)
85t	Dan Marino to Mark Duper (11/2/86 vs. Houston)
84t	Tua Tagovailoa to Jaylen Waddle (12/25/22 vs. Green Bay)
80t	George Wilson, Jr. to Bo Roberson (10/23/66 at Houston)
80t	Dan Marino to Mark Duper (9/23/84 vs. Indianapolis)

80t	Dan Marino to Ferrell Edmunds (11/27/88 at N.Y. Jets)
80t	Dan Marino to Tony Martin (10/4/93 vs. Washington)
80t	Brian Griese to James McKnight (11/23/03 vs. Washington)
80t	Chad Pennington to Patrick Cobbs (10/12/08 at Houston)
80t	Ryan Tannehill to Brian Hartline (9/30/12 at Arizona)
80t	Tua Tagovailoa to Tyreek Hill (9/8/24 vs. Jacksonville)
79t	Bob Griese to Nat Moore (11/2/75 at Chicago)
78t	Dan Marino to Mark Clayton (11/12/89 at N.Y. Jets)
78t	Tua Tagovailoa to Tyreek Hill (12/3/23 at Washington)
77t	Scott Mitchell to Mark Ingram (10/31/93 vs. Kansas City)
77t	Ray Lucas to James McKnight (11/24/02 vs. San Diego)
77t	Sage Rosenfels to Chris Chambers (10/21/05 vs. Kansas City)
77t	Sage Rosenfels to Chris Chambers (1/2/05 at Baltimore)
**76t	David Woodley to Jimmy Cefalo (1/30/83 vs. Washington)
*75t	Bob Griese to Paul Warfield (1/2/72 vs. Baltimore)
75t	Ryan Tannehill to Kenny Stills (9/9/18 vs. Tennessee)
75t	Brock Osweiler to Albert Wilson (10/14/18 vs. Chicago)
75t	Tua Tagovailoa to Trent Sherfield (12/4/22 at San Francisco)

RECEIVING

MOST RECEPTIONS

CAREER

550	Mark Clayton (1983-92)
511	Mark Duper (1982-92)
510	Nat Moore (1974-86)
415	O.J. McDuffie (1993-00)
405	Chris Chambers (2001-07)

SEASON

119	Tyreek Hill (2023), 1,799 yards
119	Tyreek Hill (2022), 1,710 yards
112	Jarvis Landry (2017), 987 yards
110	Jarvis Landry (2015), 1,157 yards
104	Jaylen Waddle (2021), 1,015 yards

GAME

15	Chris Chambers (12/4/05 vs. Buffalo), 238 yards
13	Jarvis Landry (11/29/15 at N.Y. Jets), 165 yards
13	Jarvis Landry (9/17/17 at L.A. Chargers), 78 yards
12	Jim Jensen (11/6/88 at New England), 110 yards
12	Brian Hartline (9/30/12 at Arizona), 253 yards
12	Jaylen Waddle (9/26/21 at Las Vegas), 58 yards
12	Tyreek Hill (10/16/22 vs. Minnesota), 177 yards
12	Tyreek Hill (10/30/22 at Detroit), 188 yards

MOST RECEPTIONS BY A ROOKIE

SEASON

104	Jaylen Waddle (2021), 1,015 yards
84	Jarvis Landry (2014), 758 yards
75	Terry Kirby (1993), 874 yards
67	Jack Clancy (1967), 868 yards
54	Davone Bess (2008), 554 yards

GAME

12	Jaylen Waddle (9/26/21 at Las Vegas), 58 yards
10	Rob Konrad (1/2/00 at Washington), 68 yards
10	Jaylen Waddle (10/17/21 at Jacksonville), 70 yards
10	Jaylen Waddle (12/27/21 at New Orleans), 92 yards
9	Terry Kirby (12/19/93 vs. Buffalo), 148 yards
9	Davone Bess (12/7/08 vs. Buffalo at Toronto), 74 yards
9	Jaylen Waddle (11/28/21 vs. Carolina), 137 yards
9	Jaylen Waddle (12/5/21 vs. N.Y. Giants), 90 yards



INDIVIDUAL RECORDS

MOST CONSECUTIVE GAMES WITH A RECEPTION

92	Mark Clayton (6th in 1986 through 16th in 1992 - missed 13th in 1986, 1st in 1989, 1st in 1990, 10th through 14th in 1990 and 1st through 3rd in 1992)
74	O.J. McDuffie (3rd in 1995 through 15th in 1999, missed 11th through 13th and 16th in 1999)
63	Jarvis Landry (2nd in 2014 through 16th in 2017)
61	Davone Bess (1st in 2008 through 13th in 2011)
60	Chris Chambers (1st in 2003 through 13th in 2006 - missed 4th in 2004)
60	Jaylen Waddle (1st in 2021 to 14th in 2024)

MOST RECEIVING YARDS

CAREER

8,869	Mark Duper (1982-92), 17.4 per catch
8,643	Mark Clayton (1983-92), 15.7 per catch
7,546	Nat Moore (1974-86), 14.8 per catch
5,688	Chris Chambers (2001-07), 14.0 per catch
5,074	O.J. McDuffie (1993-00), 12.2 per catch

SEASON

1,799	Tyreek Hill (2023), 119 receptions
1,710	Tyreek Hill (2022), 119 receptions
1,389	Mark Clayton (1984), 73 receptions
1,356	Jaylen Waddle (2022), 75 receptions
1,313	Mark Duper (1986), 67 receptions
1,306	Mark Duper (1984), 71 receptions
1,270	Irving Fryar (1994), 73 receptions
1,214	Brandon Marshall (2011), 81 receptions
1,202	DeVante Parker (2019), 72 receptions
1,157	Jarvis Landry (2015), 110 receptions
1,150	Mark Clayton (1986), 60 receptions
1,136	Jarvis Landry (2016), 94 receptions
1,129	Mark Clayton (1988), 86 receptions
1,118	Chris Chambers (2005), 82 receptions
1,085	Mark Duper (1991), 70 receptions
1,083	Brian Hartline (2012), 74 receptions
1,053	Mark Clayton (1991), 70 receptions
1,050	O.J. McDuffie (1998), 90 receptions
1,037	Tony Martin (1999), 67 receptions
1,016	Brian Hartline (2013), 76 receptions
1,015	Jaylen Waddle (2021), 104 receptions
1,014	Brandon Marshall (2010), 86 receptions
1,014	Jaylen Waddle (2023), 72 receptions
1,011	Mark Clayton (1989), 64 receptions
1,010	Irving Fryar (1993), 64 receptions

GAME

253	Brian Hartline (9/30/12 at Arizona), 12 receptions
238	Chris Chambers (12/4/05 vs. Buffalo), 15 receptions
217	Mark Duper (11/10/85 vs. N.Y. Jets), 8 receptions
215	Tyreek Hill (9/10/23 at L.A. Chargers), 11 receptions
211	Irving Fryar (9/4/94 vs. New England), 5 receptions
210	Nat Moore (10/4/81 vs. N.Y. Jets), 7 receptions
202	Mark Duper (10/9/83 vs. Buffalo), 7 receptions

MOST RECEIVING YARDS BY A ROOKIE

SEASON

1,015	Jaylen Waddle (2021), 104 receptions
883	Chris Chambers (2001), 48 receptions
874	Terry Kirby (1993), 75 receptions
868	Jack Clancy (1967), 67 receptions

GAME

148	Terry Kirby (12/19/93 vs. Buffalo), 9 receptions
137	Jaylen Waddle (11/28/21 vs. Carolina), 9 receptions
126	Jack Clancy (12/3/67 at Houston), 7 receptions

MOST RECEIVING TOUCHDOWNS

CAREER

81	Mark Clayton (1983-92), 550 receptions
74	Nat Moore (1974-86), 510 receptions
59	Mark Duper (1982-92), 511 receptions
43	Chris Chambers (2001-07), 405 receptions
33	Paul Warfield (1970-74), 156 receptions

SEASON

18	Mark Clayton (1984), 73 receptions
14	Mark Clayton (1988), 86 receptions
13	Tyreek Hill (2023), 119 receptions
12	Nat Moore (1977), 52 receptions
12	Mark Clayton (1991), 70 receptions

GAME

4	Paul Warfield (12/15/73 vs. Detroit), 21,7,16,4
4	Mark Ingram (11/27/94 at N.Y. Jets), 10,17,28,8
3	Paul Warfield (11/14/71 vs. Pittsburgh), 12,86,60
3	Nat Moore (11/24/77 at St. Louis), 4,9,28
3	Mark Clayton (12/17/84 vs. Dallas), 41,39,63
3	Mark Duper (12/14/86 at L.A. Rams), 69,5,20
3	Mark Duper (12/20/87 vs. Washington), 26,59,6
3	Irving Fryar (9/4/94 vs. New England), 54,50,35
3	O.J. McDuffie (11/29/98 vs. New Orleans), 22,7,9
3	Lamar Thomas (12/21/98 vs. Denver), 9,56,17
3	Chris Chambers (11/27/03 at Dallas), 39,6,35

MOST RECEIVING TOUCHDOWNS BY A ROOKIE

SEASON

7	Chris Chambers (2001), 48 receptions
6	Jaylen Waddle (2021), 104 receptions
5	Andre Brown (1989), 24 receptions
5	Jarvis Landry (2014), 84 receptions
4	Randy McMichael (2002), 39 receptions
3	Jack Harper (1967), 11 receptions
3	Jimmy Cefalo (1978), 6 receptions
3	Ferrell Edmunds (1988), 33 receptions
3	Terry Kirby (1993), 75 receptions
3	Brian Hartline (2009), 31 receptions
3	Charles Clay (2011), 16 receptions
3	Preston Williams (2019), 32 receptions
3	De'Von Achane (2023), 27 receptions

MOST CONSECUTIVE GAMES WITH A RECEIVING TD

6	Paul Warfield (4th through 9th in 1971)
6	Mark Clayton (13th through 16th in 1988 and 2nd through 3rd in 1989)

HIGHEST RECEIVING AVERAGE

CAREER (min: 100 rec.)

21.5	Paul Warfield (1970-74), 156 receptions
17.4	Mark Duper (1982-92), 511 receptions
16.9	Duriel Harris (1976-83, 1985), 269 receptions
16.0	Irving Fryar (1993-95), 199 receptions
15.7	Mark Clayton (1983-92), 550 receptions

SEASON (min: 24 rec.)

25.1	Paul Warfield (1970), 28/703 yards
23.2	Paul Warfield (1971), 43/996 yards
21.8	Jimmy Cefalo (1981), 29/631 yards
20.9	Paul Warfield (1972), 29/606 yards
20.0	Bo Roberson (1966), 26/519 yards

GAME (min: 3 rec.)

52.7	Paul Warfield (11/14/71 vs. Pittsburgh), 3/158
46.0	Patrick Cobbs (10/12/08 at Houston), 3/138



INDIVIDUAL RECORDS

42.7	Chris Chambers (10/24/04 vs. St. Louis), 3/128
42.2	Irving Fryar (9/4/94 vs. New England), 5/211
41.3	Nat Moore (10/10/76 at Baltimore), 3/124

HIGHEST RECEIVING AVERAGE BY A ROOKIE

SEASON (min: 24 rec.)

19.0	DeVante Parker (2015), 26/494 yards
18.4	Chris Chambers (2001), 48/883 yards
17.4	Ferrell Edmunds (1988), 33/575 yards

GAME (min: 3 rec.)

37.7	Chris Chambers (11/11/01 at Indianapolis), 3/113
31.3	Brian Hartline (10/25/09 vs. New Orleans), 3/94
30.3	Mel Baker (12/15/74 vs. New England), 4/121

MOST 100-YARD RECEIVING GAMES

CAREER

28	Mark Duper (1982-92)
22	Mark Clayton (1983-92)
19	Tyreek Hill (2022-25)
17	Chris Chambers (2001-07)
13	Jaylen Waddle (2021-25)

SEASON

8	Mark Duper (1986)
8	Tyreek Hill (2023)
7	Tyreek Hill (2022)
6	Mark Clayton (1984)
6	Irving Fryar (1994)
6	Jaylen Waddle (2022)
5	Mark Clayton (1989)
5	Tony Martin (1999)
5	Brandon Marshall (2011)
4	Paul Warfield (1971)
4	Duriel Harris (1979)
4	Mark Duper (1984)
4	Chris Chambers (2004)
4	Brandon Marshall (2010)
4	Mike Wallace (2013)
4	Jarvis Landry (2016)
4	DeVante Parker (2019)

MOST 100-YARD RECEIVING GAMES BY A ROOKIE

3	Jack Clancy (1967)
3	Chris Chambers (2001)
2	Terry Kirby (1993)
1	Mel Baker (1974)
1	Duriel Harris (1976)
1	Ferrell Edmunds (1988)
1	Andre Brown (1989)
1	DeVante Parker (2015)
1	Jaylen Waddle (2021)

MOST CONSECUTIVE 100-YARD RECEIVING GAMES

4	Irving Fryar (10th through 13th in 1994)
3	Mark Clayton (14th through 16th in 1984)
3	Mark Duper (3rd through 5th in 1986)
3	Chris Chambers (11th through 13th in 2005)
3	Tyreek Hill (11th through 13th in 2023)

TOTAL YARDS FROM SCRIMMAGE

(rushing/receiving)

CAREER

8,859	Mark Duper (1982-92), -10/8,869
8,751	Mark Clayton (1983-92), 108/8,643
7,867	Ricky Williams (2002-03, 2005, 2007-10), 6,436/1,431
7,795	Nat Moore (1974-86), 249/7,546
7,425	Larry Csonka (1968-74, 1979), 6,737/688

SEASON

2,216	Ricky Williams (2002), 1,853/363
1,838	De'Von Achane (2025), 1,350/488
1,814	Tyreek Hill (2023), 151/1,799
1,742	Tyreek Hill (2022) 32/1,710
1,723	Ricky Williams (2003), 1,372/351

GAME

253	Brian Hartline (9/30/12 at Arizona), 0/253
252	Troy Stradford (11/22/87 at Dallas), 169/83
238	Chris Chambers (12/4/05 vs. Buffalo), 0/238
236	Lamar Miller (10/25/15 vs. Houston), 175/61
235	Ricky Williams (12/1/02 at Buffalo), 228/7

BY ROOKIE, SEASON

1,264	Terry Kirby (1993), 390/874
1,255	Karim Abdul-Jabbar (1996), 1,116/139
1,139	Ronnie Brown (2005), 907/232

COMBINED YARDAGE

(rushing/receiving/returns)

CAREER

9,276	Mark Clayton (1983-92), 108/8,643/525
8,950	Nat Moore (1974-86), 248/7,547/1,155
8,859	Mark Duper (1982-92), -10/8,869/0
8,752	Tony Nathan (1979-87), 3,543/3,592/1,617
8,353	O.J. McDuffie (1993-01), 49/5,074/3,230

SEASON

2,216	Ricky Williams (2002), 1,853/363/0
2,208	Wes Welker (2005), 5/434/1,769
2,129	Wes Welker (2006), 0/687/1,442
2,086	Ted Ginn, Jr. (2007) 3/420/1,663
1,947	Jarvis Landry (2015) 113/1,157/677

GAME

302	Mercury Morris (11/1/70 at Baltimore), 8-89/3-68/6-145
299	Ted Ginn, Jr. (11/1/09 at N.Y. Jets), 0-0, 0-0, 6-299
297	Wes Welker (10/16/05 at Tampa Bay), 0-0/3-97/10-200
*280	O.J. McDuffie (12/30/95 at Buffalo), 1-9/11-154/6-117
258	Wes Welker (10/21/05 vs. Kansas City), 0-0/2-41/9-217
258	Jarvis Landry (10/4/15 vs. N.Y. Jets at London), 2-29/4-40/8-189

BY ROOKIE, SEASON

2,086	Ted Ginn, Jr. (2007) 3/420/1,663
1,912	Jarvis Landry (2014) -4/758/1,158
1,777	Wes Welker (2004), 0/0/1,777



INDIVIDUAL RECORDS

PUNTING

MOST PUNTS

CAREER

633	Larry Seiple (1967-77), 25,347 yards
594	Brandon Fields (2007-14), 27,780 yards
555	Reggie Roby (1983-92), 24,036 yards
339	Matt Turk (2000-01, 2003-04), 13,910 yards
307	Matt Haack (2017-20), 13,506 yards

SEASON

98	Matt Turk (2004), 41.7 average
93	Klaus Wilmsmeyer (1998), 42.5 average
92	Matt Turk (2000), 42.1 average
92	Matt Darr (2015), 47.6 average
90	Matt Darr (2016), 44.3 average

GAME

11	Matt Turk (12/7/03 at New England), 406 yards
10	George Wilson, Jr. (9/9/66 vs. N.Y. Jets), 483 yards
10	George Roberts (10/12/80 at New England), 445 yards
10	Klaus Wilmsmeyer (9/20/98 vs. Pittsburgh), 458 yards
10	Matt Turk (9/19/04 at Cincinnati), 400 yards
10	Donnie Jones (12/25/06 vs. N.Y. Jets), 427 yards
10	Brandon Fields (12/23/07 at New England), 446 yards
10	Brandon Fields (12/12/10 at N.Y. Jets), 564 yards
10	Brandon Fields (12/22/13 at Buffalo), 501 yards
10	Matt Darr (11/20/16 at Los Angeles), 453 yards

HIGHEST GROSS PUNTING AVERAGE

CAREER (min: 120 punts)

47.1	Jake Bailey (2023-25), 167 punts
46.8	Brandon Fields (2007-14), 594 punts
46.0	Matt Darr (2015-16), 182 punts
44.7	Matt Haack (2017-20), 307 punts
44.2	John Kidd (1994-97), 201 punts
43.3	Reggie Roby (1983-92), 555 punts

SEASON (min: 40 punts)

50.2	Brandon Fields (2012), 74 punts
48.85	Brandon Fields (2011), 78 punts
48.82	Brandon Fields (2013), 85 punts
48.4	Jake Bailey (2025), 57 punts
47.6	Matt Darr (2015), 92 punts

GAME (min: 4 punts)

58.8	Brandon Fields (9/23/12 vs. N.Y. Jets), 4-235 yards
58.5	Reggie Roby (9/28/86 vs. San Francisco), 4-234 yards
58.2	Matt Darr (10/29/15 at New England), 6-349 yards
56.4	Brandon Fields (12/12/10 at N.Y. Jets), 10-564 yards
55.5	Brandon Fields (12/4/11 vs. Oakland), 4-222 yards

HIGHEST NET PUNTING AVERAGE

CAREER (since 1976, min: 120 punts)

41.4	Jake Bailey (2023-25), 167 punts
39.9	Matt Haack (2017-20), 307 punts
39.8	Matt Darr (2015-16), 182 punts
39.2	Brandon Fields (2007-14), 594 punts
37.5	Donnie Jones (2005-06), 173 punts

SEASON (since 1982, min: 40 punts)

42.8	Jake Bailey (2025), 57 punts
42.4	Brandon Fields (2013), 85 punts
41.2	Brandon Fields (2012), 74 punts
41.12	Brandon Fields (2011), 78 punts
41.10	Matt Haack (2019), 69 punts

LONGEST PUNTS

77	Reggie Roby (11/29/87 at Buffalo), net 77
77	Matt Turk (11/25/01 at Buffalo), touchback
74	Brandon Fields (12/22/13 at Buffalo), net 74
73	Larry Seiple (11/14/71 vs. Pittsburgh), touchback
73	Reggie Roby (9/28/86 vs. San Francisco), touchback
73	Reggie Roby (10/5/86 at New England), net 73

MOST INSIDE THE 20

SEASON (since 1982)

35	Matt Haack (2018), 87 punts
33	Brandon Fields (2013), 85 punts
32	Brandon Fields (2011), 78 punts
32	Matt Darr (2016), 90 punts
31	Donnie Jones (2005), 88 punts
31	Brandon Fields (2010), 73 punts
31	Michael Palardy (2021), 78 punts

PUNT RETURNS

MOST PUNT RETURNS

CAREER

127	Jake Scott (1970-75)
127	O.J. McDuffie (1993-00)
127	Wes Welker (2004-06)
115	Davone Bess (2008-12)
101	Jakeem Grant Sr. (2016-21)

SEASON

43	Wes Welker (2004), 10.8 average
43	Wes Welker (2005), 9.1 average
41	Mark Clayton (1983), 9.6 average
41	Wes Welker (2006), 9.2 average
37	Davone Bess (2011), 11.9 average

GAME

7	Mercury Morris (10/19/69 at Kansas City), 17.6 average
7	Lamont Brightful (9/19/04 at Cincinnati), 11.1 average
7	Marcus Thigpen (11/24/13 vs. Carolina), 10.1 average

MOST PUNT RETURN YARDS

CAREER

1,330	Jake Scott (1970-75)
1,232	Wes Welker (2004-06)
1,196	Davone Bess (2008-12)
1,127	O.J. McDuffie (1993-00)
978	Jakeem Grant Sr. (2016-21)

SEASON

464	Wes Welker (2004), 10.8 average
442	Davone Bess (2011), 11.9 average
392	Mark Clayton (1983), 9.6 average
390	Wes Welker (2005), 9.1 average
379	Tom Vigorito (1981), 10.5 average

GAME

123	Mercury Morris (10/19/69 at Kansas City), 7 returns
114	O.J. McDuffie (12/13/93 vs. Pittsburgh), 5 returns
106	James Pruitt (9/14/86 vs. Indianapolis), 2 returns

MOST PUNT RETURN TOUCHDOWNS

CAREER

3	Jakeem Grant Sr. (2016-21)
2	Freddie Solomon (1975-77)
2	Tom Vigorito (1981-85)
2	O.J. McDuffie (1993-00)



INDIVIDUAL RECORDS

SEASON

2 O.J. McDuffie (1993)

LONGEST PUNT RETURNS

88t	Jakeem Grant Sr. (11/1/20 vs. L.A. Rams)
87t	Tom Vigorito (9/10/81 vs. Pittsburgh)
87t	Ted Ginn, Jr. (11/18/07 at Philadelphia)
86t	Tony Nathan (10/14/79 vs. Buffalo)
81t	Jeff Ogden (10/29/00 vs. Green Bay)
79t	Freddie Solomon (12/5/76 vs. Buffalo)
77t	Jake Scott (11/22/70 vs. Baltimore)
74t	Jakeem Grant Sr. (10/9/16 vs. Tennessee)
74t	Malik Washington (9/14/25 vs. New England)
72t	O.J. McDuffie (12/13/93 vs. Pittsburgh)
72t	Marcus Thigpen (9/9/12 at Houston)
71t	James Pruitt (9/14/86 vs. Indianapolis)
71t	O.J. McDuffie (10/24/93 vs. Indianapolis)
71t	Wes Welker (12/20/04 vs. New England)
71t	Jakeem Grant Sr. (10/7/18 at Cincinnati)
70t	Scott Schwedes (12/17/89 at Indianapolis)

HIGHEST PUNT RETURN AVERAGE

CAREER (min: 50 returns)

13.7	Jeff Ogden (2000-01), 51 returns
11.4	Freddie Solomon (1975-77), 71 returns
10.5	Tom Vigorito (1981-85), 79 returns
10.5	Jake Scott (1970-75), 127 returns
10.4	Davone Bess (2008-12), 115 returns

SEASON (min: 15 returns)

17.0	Jeff Ogden (2000), 19 returns
12.5	Nate Jacquet (1999), 28 returns
12.3	Freddie Solomon (1975), 26 returns
12.21	Terrell Buckley (1998), 29 returns
12.15	Marcus Thigpen (2012), 26 returns

GAME (min: 3 returns)

33.0	Ted Ginn Jr. (11/18/07 at Philadelphia), 3-99 yards
28.3	Jakeem Grant Sr. (10/7/18 at Cincinnati), 3-85 yards
26.3	Tom Vigorito (9/12/82 at N.Y. Jets), 3-79 yards
26.3	Wes Welker (9/7/06 at Pittsburgh), 3-79 yards
22.8	O.J. McDuffie (12/13/93 vs. Pittsburgh), 5-114 yards

MOST FAIR CATCHES

CAREER

91	O.J. McDuffie (1993-01)
85	Davone Bess (2008-12)
64	Wes Welker (2004-06)
55	Jake Scott (1970-75)
53	Jarvis Landry (2014-17)

SEASON

29	Wes Welker (2006)
24	O.J. McDuffie (1996)
24	Davone Bess (2011)
24	Braxton Berrios (2023)
23	Wes Welker (2005)

GAME

6 Jake Scott (12/20/70 vs. Buffalo)

KICKOFF RETURNS

MOST KICKOFF RETURNS

CAREER

166	Wes Welker (2004-06)
147	Ted Ginn, Jr. (2007-09)
123	Fulton Walker (1981-85)
111	Mercury Morris (1969-75)
107	Brock Marion (1998-03)

SEASON

63	Ted Ginn, Jr. (2007), 22.7 average
62	Brock Marion (1999), 24.6 average
61	Wes Welker (2005), 22.6 average
57	Wes Welker (2004), 23.0 average
52	Ted Ginn, Jr. (2009), 24.9 average

GAME

8	Joe Cribbs (12/18/88 at Pittsburgh), 21.1 average
*8	Marc Logan (1/12/91 at Buffalo), 17.3 average
8	Ted Ginn, Jr. (12/2/07 vs. N.Y. Jets), 24.8 average
8	Ted Ginn, Jr. (11/23/08 vs. New England), 19.3 average

MOST KICKOFF RETURN YARDS

CAREER

3,756	Wes Welker (2004-06)
3,386	Ted Ginn, Jr. (2007-09)
2,947	Mercury Morris (1969-75)
2,944	Fulton Walker (1981-85)
2,517	Brock Marion (1998-03)

SEASON

1,524	Brock Marion (1999), 24.6 average
1,433	Ted Ginn, Jr. (2007), 22.7 average
1,379	Wes Welker (2005), 22.6 average
1,313	Wes Welker (2004), 23.0 average
1,296	Ted Ginn, Jr. (2009), 24.9 average

GAME

299	Ted Ginn, Jr. (11/1/09 at N.Y. Jets), long 101t
215	Travis Minor (10/13/02 at Denver), long 66
210	Wes Welker (1/2/05 at Baltimore), long 95t
205	Albert Johnson (9/29/02 at Kansas City), long 49
204	Gene Milton (9/21/68 vs. Oakland), long 73

MOST KICKOFF RETURN TOUCHDOWNS

CAREER

3	Mercury Morris (1969-75)
2	Ted Ginn, Jr. (2007-09)
2	Jakeem Grant Sr. (2016-21)

SEASON

2 Ted Ginn, Jr. (2009)

GAME

2 Ted Ginn, Jr. (11/1/09 at N.Y. Jets), 100, 101 yards

LONGEST KICKOFF RETURNS

105t	Mercury Morris (9/14/69 at Cincinnati)
102t	Jakeem Grant Sr. (9/9/18 vs. Tennessee)
101t	Ted Ginn, Jr. (11/1/09 at N.Y. Jets)
101t	Jakeem Grant Sr. (11/17/19 vs. Buffalo)
100t	Ted Ginn, Jr. (11/1/09 at N.Y. Jets)
**98t	Fulton Walker (1/30/83 vs. Washington)
97t	Marc Logan (10/1/89 at Houston)
96t	Mercury Morris (12/6/70 vs. Boston)
96t	Marcus Thigpen (11/15/12 at Buffalo)
96t	Kenyan Drake (11/6/16 vs. N.Y. Jets)
95t	Joe Auer (9/2/66 vs. Oakland)
95t	Bobby Neff (9/14/68 vs. Houston)
95t	Wes Welker (1/2/05 at Baltimore)

HIGHEST KICKOFF RETURN AVERAGE

CAREER (min: 50 returns)

26.5	Mercury Morris (1969-75), 111 returns
25.3	Durriel Harris (1976-83, 1985), 56 returns
24.81	Marcus Thigpen (2012-13), 77 returns
24.79	Jakeem Grant Sr. (2016-21), 89 returns
23.9	Fulton Walker (1981-85), 123 returns



INDIVIDUAL RECORDS

SEASON (min: 14 returns)

32.9	Duriel Harris (1976), 17 returns, 559 yards
30.7	Malik Washington (2024), 14 returns, 430 yards
29.7	Jakeem Grant Sr. (2018), 18 returns, 535 yards
29.6	Gary Davis (1977), 14 returns, 414 yards
29.0	Mercury Morris (1970), 28 returns, 812 yards

GAME (min: 3 returns)

49.8	Ted Ginn, Jr. (11/1/09 at N.Y. Jets), 6-299
47.7	Fulton Walker (10/16/83 at N.Y. Jets), 3-143
**47.5	Fulton Walker (1/30/83 vs. Washington), 4-190
46.7	Joe Auer (9/2/66 vs. Oakland), 3-140
46.0	Marc Logan (10/1/89 at Houston), 3-138

INTERCEPTIONS

MOST INTERCEPTIONS

CAREER

35	Jake Scott (1970-75)
34	Dick Anderson (1968-77)
31	Sam Madison (1997-05)
29	Glenn Blackwood (1979-87)
29	Patrick Surtain (1998-04)
29	Xavien Howard (2016-23)

SEASON

10	Dick Westmoreland (1967), 127 yards
10	Xavien Howard (2020), 71 yards
8	Willie West (1966), 62 yards
8	Dick Anderson (1968), 230 yards
8	Dick Anderson (1970), 191 yards
8	Dick Anderson (1973), 163 yards
8	Jake Scott (1974), 75 yards
8	Terrell Buckley (1998), 157 yards
8	Sam Madison (1998), 114 yards

GAME

4	Dick Anderson (12/3/73 vs. Pittsburgh), 121 yards
3	Willie West (10/23/66 at Houston), 49 yards
3	Dick Westmoreland (11/26/67 vs. Buffalo), 43 yards
3	Charlie Babb (9/22/75 vs. Oakland), 18 yards
3	Curtis Johnson (10/19/75 vs. N.Y. Jets), 25 yards
3	Larry Gordon (12/10/78 vs. Oakland), 35 yards
*3	A.J. Duhe (1/23/83 vs. N.Y. Jets), 36 yards
3	William Judson (10/16/83 at N.Y. Jets), 23 yards
3	Louis Oliver (10/4/92 at Buffalo), 170 yards
3	Sam Madison (11/7/99 vs. Tennessee), 101 yards

MOST INTERCEPTIONS BY A ROOKIE

SEASON

8	Dick Anderson (1968), 230 yards
5	Lloyd Mumphord (1969), 102 yards
5	Jake Scott (1970), 112 yards
5	Don McNeal (1980), 17 yards

GAME

2	Dick Anderson (11/24/68 at Boston), 109 yards
2	Lloyd Mumphord (12/7/69 vs. Denver), 0 yards
2	Curtis Johnson (10/3/70 vs. Oakland), 26 yards
2	Gerald Small (12/10/78 vs. Oakland), 85 yards
2	Don McNeal (10/12/80 at New England), 2 yards
2	Jarvis Williams (10/9/88 at L.A. Raiders), 23 yards

MOST CONSECUTIVE GAMES WITH AN INTERCEPTION

5	Dick Westmoreland (9th through 13th in 1967)
5	Xavien Howard (9th through 13th in 2020)

MOST INTERCEPTION RETURN YARDS

CAREER

792	Dick Anderson (1968-77), 23.3 average
569	Louis Oliver (1989-93, 1995-96), 23.7 average
487	Sam Madison (1997-05), 15.7 average
431	Brock Marion (1998-03), 21.6 average
425	Jake Scott (1970-75), 12.1 average
425	Terrell Buckley (1995-99, 2003), 17.7 average

SEASON

230	Dick Anderson (1968), 8 for 28.8 average
227	Brock Marion (2001), 5 for 45.4 average
200	Louis Oliver (1992), 5 for 40.0 average
198	Jimmy Warren (1966), 5 for 39.6 average
191	Dick Anderson (1970), 8 for 23.9 average

GAME

170	Louis Oliver (10/4/92 at Buffalo), 3 interceptions
121	Dick Anderson (12/3/73 vs. Pittsburgh), 4 interceptions
107	Dick Anderson (11/24/68 at Boston), 2 interceptions
101	Sam Madison (11/7/99 vs. Tennessee), 3 interceptions
100	Brock Marion (1/6/02 vs. Buffalo), 1 interception

LONGEST INTERCEPTION RETURNS

103t	Louis Oliver (10/4/92 at Buffalo), Jim Kelly
100t	Brock Marion (1/6/02 vs. Buffalo), Travis Brown
99t	Jevón Holland (11/24/23 at N.Y. Jets), Tim Boyle
96t	Dick Anderson (11/24/68 at Boston), Tom Sherman
94t	Brent Grimes (10/31/13 vs. Cincinnati), Andy Dalton
91t	Terrell Buckley (10/13/96 at Buffalo), Jim Kelly
86t	Dick Anderson (12/20/70 vs. Buffalo), Dennis Shaw
86t	William Judson (60t), Mike Kozlowski (26, lateral), (9/9/84 vs. New England), Steve Grogan
85t	Elandon Roberts (9/26/21 at Las Vegas), Derek Carr
81t	Louis Delmas (10/26/14 at Jacksonville), Blake Bortles
76t	Troy Vincent (58t), Gene Atkins (18, lateral), (12/12/94 vs. Kansas City), Steve Bono
74t	Terrell Buckley (12/21/03 at Buffalo), Drew Bledsoe
70t	Jimmy Warren (11/13/66 at Kansas City), Len Dawson
70	Sammy Knight (11/27/03 at Dallas), Quincy Carter

INTERCEPTIONS RETURNED FOR TOUCHDOWNS

CAREER

4	Reshad Jones (2010-19)
4	Zach Thomas (1996-2007)
3	Dick Anderson (1968-77)
3	Terrell Buckley (1995-99, 2003)
3	Jason Taylor (1997-2007, 2009, 2011)

SEASON

2	Bill Stanfill (1969), 15.17 yards
2	Dick Anderson (1973), 27.38 yards
2	Mike Kozlowski (1983), 35.38 yards
2	Zach Thomas (1998), 17.1 yards
2	Brock Marion (2001), 26.100 yards
2	Jason Taylor (2006), 20.51 yards
2	Reshad Jones (2015), 30.23 yards

GAME

2	Dick Anderson (12/3/73 vs. Pittsburgh)
2	Mike Kozlowski (12/16/83 vs. N.Y. Jets)

SACKS

MOST SACKS

CAREER

131.0	Jason Taylor (1997-2007, 2009, 2011)
98.0	Cameron Wake (2009-18)
69.5	Bill Stanfill (1969-76)



INDIVIDUAL RECORDS

65.5	Doug Betters (1978-87)
65.0	Vern Den Herder (1971-82)

SEASON

18.5	Bill Stanfill (1973)
18.5	Jason Taylor (2002)
17.5	Joey Porter (2008)
16.5	Trace Armstrong (2000)
16.0	Doug Betters (1983)

GAME

5.0	Bill Stanfill (10/7/73 vs. N.Y. Jets)
5.0	Vern Den Herder (10/21/73 vs. Buffalo)
5.0	Bill Stanfill (11/17/74 vs. Buffalo)
4.5	Cameron Wake (9/30/12 at Arizona)
4.0	Vern Den Herder (9/22/74 at Buffalo)
4.0	Vern Den Herder (11/11/79 vs. Baltimore)
4.0	Doug Betters (9/4/83 at Buffalo)
4.0	E.J. Junior (10/6/91 at New England)
4.0	Joey Porter (9/21/08 at New England)
4.0	Cameron Wake (10/18/15 at Tennessee)

MOST SEASONS WITH 10.0-PLUS SACKS

6	Jason Taylor (2000, 2002-03, 2005-07)
5	Cameron Wake (2010, 2012, 2014, 2016-17)
4	Vern Den Herder (1972-73, 1975, 1978)
3	Bill Stanfill (1972-74)
3	Trace Armstrong (1996, 1998, 2000)
3	Jeff Cross (1989-90, 1993)
2	Doug Betters (1983-84)
2	Zach Sieler (2023-24)

MOST SACKS BY A ROOKIE

SEASON

8.5	Jaelan Phillips (2021)
8.0	Bill Stanfill (1969)
8.0	Lorenzo Bromell (1998)
7.0	A.J. Duhe (1977)
6.0	Marco Coleman (1992)
6.0	Chop Robinson (2024)

GAME

3.0	A.J. Duhe (11/6/77 at N.Y. Jets)
3.0	Marco Coleman (10/25/92 vs. Indianapolis)
3.0	Jaelan Phillips (11/29/21 vs. Carolina)
2.0	Bill Stanfill (10/26/69 vs. Buffalo)
2.0	Bob Baumhower (11/20/77 at Cincinnati)
2.0	A.J. Duhe (12/11/77 at New England)
2.0	Doug Betters (10/29/78 vs. Baltimore)
2.0	Charles Bowser (1/2/83 at Baltimore)
2.0	John Bosa (12/17/87 vs. N.Y. Jets)
2.0	Marco Coleman (11/1/92 at N.Y. Jets)
2.0	Shane Burton (12/1/96 at Oakland)
2.0	Derrick Rodgers (10/12/97 at N.Y. Jets)
2.0	Lorenzo Bromell (9/13/98 vs. Buffalo)
2.0	Lorenzo Bromell (11/29/98 vs. New Orleans)
2.0	Olivier Vernon (10/14/12 vs. St. Louis)
2.0	Jerome Baker (10/7/18 at Cincinnati)
2.0	Jaelan Phillips (12/5/21 vs. N.Y. Giants)

FUMBLES

MOST FUMBLES

CAREER

110	Dan Marino (1983-99)
52	Bob Griese (1967-80)
51	Ryan Tannehill (2012-18)
44	Tua Tagovailoa (2020-25)
34	Tony Nathan (1979-87)

SEASON

14	Matt Moore (2011)
13	Gus Frerotte (2005)
13	Tua Tagovailoa (2023)
10	Dan Marino (1988)
10	A.J. Feeley (2004)
10	Ryan Tannehill (2015)

GAME

4	Craig Erickson (10/6/96 vs. Seattle)
4	Cleo Lemon (12/9/07 at Buffalo)
4	Jay Cutler (12/17/17 at Buffalo)
3	13 times (last: Tua Tagovailoa, 10/19/25 at Cleveland)

MOST FUMBLES BY A ROOKIE

SEASON

9	Ryan Tannehill (2012)
8	Tony Nathan (1979)
7	Scott Schwedes (1987)
7	John Beck (2007)
7	Jarvis Landry (2014)

GAME

3	Rick Norton (9/9/66 vs. N.Y. Jets)
3	Scott Schwedes (12/13/87 at Philadelphia)
3	John Beck (12/2/07 vs. N.Y. Jets)
3	Jamil Douglas (11/29/15 at N.Y. Jets)

MOST OWN FUMBLE RECOVERIES

CAREER

42	Dan Marino (1983-99)
23	Bob Griese (1967-80)
21	Tua Tagovailoa (2020-25)

SEASON

9	Tua Tagovailoa (2023)
7	Dan Marino (1988)
6	Bob Griese (1971)
6	Jay Cutler (2017)

GAME

4	Jay Cutler (12/17/17 at Buffalo)
3	Rick Norton (11/9/69 at Boston)
3	Craig Erickson (10/6/96 vs. Seattle)
3	Lamont Brightful (9/19/04 at Cincinnati)
3	Cleo Lemon (12/9/07 at Buffalo)
3	Ryan Tannehill (11/29/15 at N.Y. Jets)

MOST OPPONENT FUMBLE RECOVERIES

CAREER

27	Jason Taylor (1997-2007, 2009, 2011)
16	Bob Baumhower (1977-86)
15	Dick Anderson (1968-77)
14	Vern Den Herder (1971-82)
13	Glenn Blackwood (1979-87)

SEASON

5	Dick Anderson (1972)
5	Bud Brown (1985)
4	12 times (last – Kiko Alonso, 2016)

GAME

2	Tom Nomina (11/13/66 at Kansas City), 0 yards
2	Art Powell (10/18/70 at Buffalo), 0 yards
2	Jim Riley (11/7/76 vs. Buffalo), 0 yards
2	Jeris White (11/28/76 at Cleveland), 0 yards
2	Bob Baumhower (12/11/77 at New England), 0 yards
2	Tim Foley (11/29/79 vs. New England), 2 yards



INDIVIDUAL RECORDS

2	Glenn Blackwood (10/19/80 vs. Buffalo), 0 yards
2	Doug Betters (11/6/83 at San Francisco), 0 yards
2	Bud Brown (9/8/85 vs Houston), 6 yards
2	Bryan Cox (10/31/93 vs. Kansas City), 1 yard
2	Jason Taylor (10/7/01 vs. New England), 1 yard, 1 TD
2	Reshad Jones (12/23/12 vs. Buffalo), 24 yards
2	Reshad Jones (10/8/17 vs. Tennessee), 38 yards

FUMBLE RETURNS FOR TOUCHDOWNS

85t	Jason Taylor (9/11/05 vs. Denver), Jake Plummer
78t	Andrew Van Ginkel (11/1/20 vs. L.A. Rams), Jared Goff
59t	Trell Hooper (10/11/87 vs. Kansas City), Robert Parker
59t	Tyreek Hill (12/11/22 at L.A. Rams), Jeff Wilson Jr.
55t	Liffort Hobley (10/11/87 vs. Kansas City), Chris Smith
50t	Cortland Finnegan (9/28/14 at Oakland in London), Matt McGloin
49t	Xavien Howard (11/11/21 vs. Baltimore), Sammy Watkins
48t	Renaldo Hill (11/19/06 vs. Minnesota), Chester Taylor
48t	Jason Taylor (11/1/09 at N.Y. Jets), Shonn Greene
44t	Don Bessillieu (10/19/80 vs. Buffalo), Joe Cribbs
43t	Michael Lehan (12/2/07 vs. N.Y. Jets), Kellen Clemens
38t	Reshad Jones (10/8/17 vs. Tennessee), Matt Cassel
37t	Pat Johnson (12/24/95 at St. Louis), Todd Kinchen
36t	Shaq Lawson (11/8/20 at Arizona), Kyler Murray
35t	Dick Anderson (10/15/72 vs. San Diego), Mke Garrett
34t	Jason Taylor (11/27/03 at Dallas), Quincy Carter
29t	Jason Taylor (10/1/00 at Cincinnati), Akili Smith
25t	Mike Kozlowski (12/6/81 vs. New England), Sam Cunningham
22t	Terrell Buckley (10/27/97 vs. Chicago), Ricky Proehl
21t	Bob Baumhower (10/7/84 at Pittsburgh), Mark Malone
20t	Sam Madison (10/8/00 vs. Buffalo), Sammy Morris
19t	Liffort Hobley (10/9/88 at L.A. Raiders), Vance Mueller
16t	Xavien Howard (11/27/22 vs. Houston Texans), Jordan Akins
15t	Jimmy Warren off lateral from Bob Neff, (12/16/67 vs. Boston), Jim Nance
14t	Reshad Jones (11/26/17 at New England), Tom Brady
13t	Nick Buoniconti (9/30/73 vs. New England), John Tarver
13t	Bob Baumhower (10/9/78 vs. Cincinnati), Dave Turner
13t	Brian Sochia (12/30/90 vs. Indianapolis), Jeff George
10t	Willie West (10/6/68 at Houston), Bob Davis
10t	Sean Hill (9/1/96 vs. New England), Louis Oliver
7t	Bob Brudzinski (10/27/85 at Detroit), Eric Hipple
*5t	Zach Sieler (1/15/23 at Buffalo), Josh Allen
4t	O.J. McDuffie (10/12/97 at N.Y. Jets), Charles Jordan
4t	Jason Taylor (9/13/99 at Denver), Brian Griese
2t	Randy McMichael (10/12/03 at Jacksonville), Obafemi Ayanbadejo
2t	Melvin Ingram (9/11/22 vs. New England), Mac Jones
1t	Cliff Odum (10/28/90 at Indianapolis), Jack Trudeau
1t	Jason Taylor (10/7/01 vs. New England), Tom Brady
1t	Derrick Pope (11/28/04 at San Francisco), Tim Rattay
0t	Chuck Klingbeil (9/22/91 vs. Green Bay), Don Majkowski
0t	Scott Miller (9/1/96 vs. New England), Stanley Pritchett
0t	Tim Bowens (11/30/97 at Oakland), Jeff George
0t	Travis Minor (10/28/01 at Seattle), Jay Fiedler
0t	Trent Gamble (9/8/02 vs. Detroit), Chris Cash
0t	Koa Misi (9/19/10 at Minnesota), Brett Favre
0t	Sam Egavoen (1/9/22 vs. New England), Jakobi Meyers

FUMBLE RETURNS FOR TOUCHDOWNS

CAREER

6	Jason Taylor (1997-2007, 2009, 2011)
2	Bob Baumhower (1977-86)
2	Liffort Hobley (1987-93)
2	Reshad Jones (2010-19)

TAKEAWAYS

(interceptions/fumble recoveries)

MOST TAKEAWAYS

CAREER

51	Dick Anderson (1968-77), 34 INTs, 17 FRs
42	Jake Scott (1970-75), 35 INTs, 7 FRs
41	Glenn Blackwood (1979-87), 29 INTs, 12 FRs
35	Sam Madison (1997-05), 31 INTs, 4 FRs
35	Jason Taylor (1997-2007, 2009, 2011), 8 INTs, 27 FRs

SEASON

11	Dick Anderson (1970), 8 INTs, 3 FRs
11	Jake Scott (1974), 8 INTs, 3 FRs
10	Dick Westmoreland (1967), 10 INTs
10	Xavien Howard (2020), 10 INTs
9	Dick Anderson (1968), 8 INTs, 1 FR
9	Dick Anderson (1972), 3 INTs, 6 FRs
9	Terrell Buckley (1998), 8 INTs, 1 FR

GAME

4	Dick Anderson (12/3/73 vs. Pittsburgh), 4 INTs
4	Jeris White (11/26/76 at Cleveland), 2 INTs, 2 FRs

MOST TAKEAWAYS BY A ROOKIE

SEASON

9	Dick Anderson (1968), 8 INTs, 1 FR
7	Lloyd Mumphord (1969), 5 INTs, 2 FRs
7	Curtis Johnson (1970), 3 INTs, 4 FRs
7	Jarvis Williams (1988), 4 INTs, 3 FRs

GAME

3	Lloyd Mumphord (12/7/69 vs. Denver), 2 INTs, 1 FR
---	---

BLOCKED KICKS

MOST BLOCKED KICKS

CAREER

9	Curtis Johnson (1970-78), 6 FGs, 2 Punts, 1 PAT
8	Lloyd Mumphord (1969-74), 7 FGs, 1 Punt
5	Vern Den Herder (1971-82), 4 FGs, 1 Punt
5	William Judson (1982-89), 3 FGs, 2 Punts
5	Jeff Cross (1988-95), 3 FGs, 1 Punt, 1 PAT

SEASON

4	Wahoo McDaniel (1966), 1 FG, 3 PATs
3	Frank Cornish (1970), 2 FGs, 1 PAT
3	Curtis Johnson (1972), 1 FG, 2 Punts
3	Shane Burton (1998), 3 FGs

MOST BLOCKED FIELD GOALS

CAREER

7	Lloyd Mumphord (1969-74)
6	Curtis Johnson (1970-78)
4	Vern Den Herder (1971-82)
4	Bob Baumhower (1977-86)

SEASON

3	Shane Burton (1998)
---	---------------------



INDIVIDUAL RECORDS

BLOCKED FIELD GOAL RETURNS FOR TOUCHDOWNS

51t	Lloyd Mumphord (12/6/70 vs. Boston), Gino Capelletti
47t	Curtis Johnson (12/19/71 vs. Green Bay), Tim Webster

LONGEST SHORT FIELD GOAL RETURNS

50	Jake Scott (12/6/70 vs. Boston), Gino Capelletti
----	--

MOST BLOCKED PUNTS

CAREER

3	Tim Foley (1970-80)
3	Jimmy Wilson (2011-14)
2	Curtis Johnson (1970-78)
2	William Judson (1982-89)
2	Marc Logan (1989-91)
2	Terrence Fede (2014-17)

SEASON

2	Curtis Johnson (1972)
2	Tim Foley (1973)
2	Marc Logan (1991)

BLOCKED PUNT RETURNS FOR TOUCHDOWNS

25t	Andrew Van Ginkel (11/6/22 at Chicago), Trenton Gill
19t	Mark Higgs (10/18/90 vs. New England), Brian Hansen
11t	Walt Aikens (12/17/16 at N.Y. Jets), Lachlan Edwards
8t	Tim Foley (11/11/73 vs. Baltimore), David Lee
*5t	Charlie Babb (12/24/72 vs. Cleveland), Don Cockroft
5t	Tim Foley (11/11/73 vs. Baltimore), David Lee
2t	Justin Coleman (11/28/21 vs. Carolina), Lachlan Edwards
0t	Lex Hilliard (11/20/11 vs. Buffalo), Brian Moorman
0t	Olivier Vernon (10/28/12 at N.Y. Jets), Robert Malone

MOST BLOCKED POINTS AFTER TOUCHDOWNS

CAREER

3	Wahoo McDaniel (1966-68)
3	Doug Betters (1978-87)

DEFENSIVE 2-POINT CONVERSIONS

1	Walt Aikens (12/11/16 vs. Arizona), returned blocked PAT (Jordan Phillips)
1	Minkah Fitzpatrick (11/30/25 vs. New Orleans), returned 2-point conversion attempt





TEAM RECORDS

* - Playoff Game

**- Super Bowl

1966-77: 14 games 1983-86: 16 games 1978-81: 16 games 1987: 15 games 1982: 9 games 1988-2020: 16 games 2021-Present: 17 games

Records listed do not include 1982 regular season, which consisted of 9 games due to a players' strike.

- Record includes game on 11/30/69 played at Tampa's Tampa Stadium, games on 10/28/07, 10/4/15 and 10/1/17 played at London's Wembley Stadium, and game on 11/16/25 played at Madrid's Bernabéu Stadium that were designated as home games.

^ - Record includes games on 9/28/14 played at London's Wembley Stadium, 10/17/21 played at London's Tottenham Hotspur Stadium and 11/5/23 played at Frankfurt's Frankfurt Stadium that were designated as road games.

CHAMPIONSHIPS

SUPER BOWL

2 1972, 1973

AMERICAN FOOTBALL CONFERENCE

5 1971, 1972, 1973, 1982, 1984

AFC EASTERN DIVISION

13 1971, 1972, 1973, 1974, 1979, 1981, 1983, 1984, 1985, 1992, 1994, 2000, 2008

PLAYOFF BERTHS

25 1970, 1971, 1972, 1973, 1974, 1978, 1979, 1981, 1982, 1983, 1984, 1985, 1990, 1992, 1994, 1995, 1997, 1998, 1999, 2000, 2001, 2008, 2016, 2022 2023

GAMES

REGULAR SEASON RECORD

511-417-4 (.550)

PLAYOFF RECORD

20-23 (.465)

OVERALL RECORD

531-440-4 (.547)

HOME REGULAR-SEASON RECORD

296-167-3 (.638)#

ORANGE BOWL REGULAR-SEASON RECORD:

110-38-3 (.738)

HARD ROCK STADIUM REGULAR-SEASON RECORD

185-125 (.597)

HOME PLAYOFF RECORD

15-7 (.682)

ORANGE BOWL PLAYOFF RECORD

10-4 (.714)

HARD ROCK STADIUM PLAYOFF RECORD

5-3 (.625)

HOME OVERALL RECORD

311-174-3 (.640)#

ORANGE BOWL OVERALL RECORD

120-42-3 (.736)

HARD ROCK STADIUM OVERALL RECORD

190-128 (.597)

ROAD REGULAR-SEASON RECORD

215-250-1 (.462)^

ROAD PLAYOFF RECORD (INCLUDES SUPER BOWLS)

5-16 (.238)

ROAD OVERALL RECORD (INCLUDES SUPER BOWLS)

220-266-1 (.453)^

MOST WINS IN A SEASON

17 1972 (14 regular season, 3 playoffs)
16 1984 (14 regular season, 2 playoffs)

BEST SEASON WINNING PERCENTAGE

1.000 in 1972 (14-0 regular season, 3-0 playoffs)

FEWEST WINS IN A SEASON

1 in 2007

LOWEST SEASON WINNING PERCENTAGE

.063 in 2007 (1-15)

CONSECUTIVES

MOST WINS

18 1st in 1972 through 1st in 1973

MOST REGULAR SEASON WINS

16 14th in 1971 through 1st in 1973
16 12th in 1983 through 11th in 1984

MOST HOME WINS

31 10/17/71 through 12/15/74

MOST REGULAR-SEASON HOME WINS

27 10/17/71 through 12/15/74

MOST ROAD WINS

9 9/17/72 through 1/14/73

MOST REGULAR-SEASON ROAD WINS

7 9/17/72 through 12/10/72
7 12/4/83 through 11/4/84



TEAM RECORDS

MOST WINS IN A SERIES

20 vs. Buffalo, 1970-79

MOST PRESEASON WINS

11 5th in 1975 through 3rd in 1977

MOST LOSSES

16 14th in 2006 through 13th in 2007

MOST REGULAR-SEASON LOSSES

16 14th in 2006 through 13th in 2007

MOST HOME LOSSES

7 12/25/06 through 12/2/07
7 11/18/10 through 10/23/11

MOST ROAD LOSSES

11 12/17/06 through 9/14/08

MOST LOSSES IN A SERIES

8 vs. N.Y. Jets, 1966-69
8 vs. N.Y. Jets, 1998-2001

MOST PRESEASON LOSSES

7 5th in 1988 through 2nd in 1990

SCORING

MOST POINTS SCORED

Season 513 1984
Game 70 9/24/23 vs. Denver

FEWEST POINTS SCORED

Season 213 1966
Game 0 24 times, last 9/19/21 vs. Buffalo

MOST POINTS ALLOWED

Season 494 2019
Game *62 1/15/00 at Jacksonville
59 9/8/19 vs. Baltimore

FEWEST POINTS ALLOWED

Season 150 1973
Game 0 28 times, last 12/17/23 vs. N.Y. Jets

MOST POINTS, BOTH TEAMS

Game 96 at N.Y. Jets 51, Miami 45, OT (9/21/86)
90 Miami 70, vs. Denver 20 (9/24/23)
82 at Buffalo 56, Miami 26 (1/3/21)

FEWEST POINTS, BOTH TEAMS

Game 3 at New England 3, Miami 0 (12/12/82)
3 at Pittsburgh 3, Miami 0 (11/26/07)
9 New England 6, at Miami 3 (11/20/88)

MOST DECISIVE WIN

Game 52 52-0 vs. New England (11/12/72)
50 70-20 vs. Denver (9/24/23)
44 44-0 vs. Baltimore (11/11/73)
43 43-0 at N.Y. Jets (10/19/75)

MOST DECISIVE LOSS

Game *55 62-7 at Jacksonville (1/15/00)
49 59-10 vs. Baltimore (9/8/19)
45 48-3 vs. Kansas City (9/28/68)
43 43-0 vs. New England (9/15/19)
41 41-0 at Kansas City (10/8/67)
41 41-0 at Indianapolis (12/14/97)

MOST TOUCHDOWNS SCORED

Season 70 1984
Game 10 9/24/23 vs. Denver

FEWEST TOUCHDOWNS SCORED

Season 26 1966, 2006, 2010

MOST TOUCHDOWNS ALLOWED

Season 57 2019
Game 8 9/18/66 at Buffalo
*8 1/15/00 at Jacksonville
8 9/8/19 vs. Baltimore
8 1/3/21 at Buffalo
8 12/31/23 at Baltimore

FEWEST TOUCHDOWNS ALLOWED

Season 14 1973

MOST TOUCHDOWNS SCORED BY
RUSHING

Season 27 2023
Game 5 9/24/23 vs. Denver

PASSING

Season 49 1984
Game 6 11/24/77 at St. Louis
6 9/21/86 at N.Y. Jets
6 9/18/22 at Baltimore

INTERCEPTION

Season 5 2001
Game 2 12/3/73 vs. Pittsburgh
2 9/12/82 at N.Y. Jets
2 12/16/83 vs. N.Y. Jets
2 12/6/98 at Oakland
2 10/26/14 at Jacksonville

KICKOFF RETURN

Season 2 2009
Game 2 11/1/09 at N.Y. Jets

PUNT RETURN

Season 2 1993

FUMBLE RETURN

Season 3 1997, 2022
Game 2 10/11/87 vs. Kansas City
2 9/1/96 vs. New England

BLOCKED PUNT RETURN

Season 2 1973
Game 2 11/11/73 vs. Baltimore



TEAM RECORDS

FEWEST TOUCHDOWNS SCORED BY

RUSHING

Season 4 2017

PASSING

Season 12 2007, 1969

MOST TOUCHDOWNS ALLOWED BY

RUSHING

Season 23 1986
 Game 5 9/4/88 at Chicago
 5 9/8/19 vs. Baltimore
 5 10/9/22 at N.Y. Jets

PASSING

Season 39 2019
 Game 6 10/21/07 vs. New England
 6 9/8/19 vs. Baltimore
 6 12/31/23 at Baltimore

INTERCEPTION

Season 8 2004
 Game 2 12/18/88 at Pittsburgh
 2 11/23/97 at New England
 2 10/17/99 at New England
 2 11/18/01 vs. N.Y. Jets
 2 10/25/09 vs. New Orleans
 2 10/26/17 at Baltimore
 2 9/15/19 vs. New England

KICKOFF RETURN

Season 2 1994, 2007, 2010

PUNT RETURN

Season 2 2008, 2020

FUMBLE RETURN

Season 3 1974

BLOCKED FIELD GOAL RETURN

Season 1 1979, 1989, 2010, 2014

FEWEST TOUCHDOWNS ALLOWED BY

RUSHING

Season 6 1998, 1999

PASSING

Season 5 1973

MOST POINTS AFTER TOUCHDOWN SCORED

Season 66 1984
 Game 10 9/24/23 vs. Denver

MOST POINTS AFTER TOUCHDOWN SCORED, OPPONENT

Season 49 2007
 Game *8 1/15/00 at Jacksonville
 8 9/8/19 vs. Baltimore
 8 1/3/21 at Buffalo
 8 12/31/23 at Baltimore

MOST FIELD GOALS SCORED

Season 39 1999
 Game 7 12/8/19 at N.Y. Jets

MOST FIELD GOALS SCORED, OPPONENT

Season 36 2024
 Game 5 9/28/69 at Houston
 5 9/25/88 at Indianapolis
 *5 1/17/93 vs. Buffalo
 5 10/13/02 at Denver
 5 9/7/03 vs. Houston
 5 10/7/07 at Houston
 5 9/14/14 at Buffalo
 5 9/29/16 at Cincinnati
 5 12/24/17 at Kansas City
 5 9/30/24 vs. Tennessee
 5 11/11/24 at L.A. Rams
 5 10/12/25 vs. L.A. Chargers

MOST SAFETIES SCORED

Season 3 2005, 2014
 Game 2 12/3/17 vs. Denver

MOST SAFETIES SCORED, OPPONENT

Season 4 2015
 Game 1 36 times, last 10/27/24

MOST 2-POINT CONVERSION ATTEMPTS

Season 10 1994
 Game 4 at Indianapolis, 11/26/95

MOST 2-POINT CONVERSION ATTEMPTS, OPPONENT

Season 5 1995, 2009, 2016, 2019
 Game 2 Seven times, last 11/30/25 vs. New Orleans

MOST 2-POINT CONVERSIONS

Season 6 1994
 Game 2 at Indianapolis, 11/26/95

MOST 2-POINT CONVERSIONS, OPPONENT

Season 5 2016
 Game 2 12/22/19 vs. Cincinnati

SCORE BY QUARTERS, DOLPHINS

1st – 21 12/20/70 vs. Buffalo
 21 10/2/77 vs. Houston
 21 12/5/04 vs. Buffalo
 21 10/25/15 vs. Houston
 21 12/7/25 at N.Y. Jets
 2nd – 28 12/17/67 vs. Boston
 24 10/23/77 vs. Seattle
 24 10/29/78 vs. Baltimore
 24 11/20/83 vs. Baltimore
 24 10/9/88 at L.A. Raiders
 24 12/1/91 vs. Tampa Bay
 24 11/24/24 vs. New England
 3rd – 21 11/3/74 vs. Atlanta
 21 9/12/82 at N.Y. Jets
 21 9/2/84 at Washington
 21 10/11/87 vs. Kansas City
 21 11/12/89 at N.Y. Jets
 21 10/18/92 vs. New England
 21 12/12/94 vs. Kansas City
 21 9/3/95 vs. N.Y. Jets
 21 10/29/00 vs. Green Bay
 21 11/1/09 at N.Y. Jets
 21 12/4/11 vs. Oakland
 21 12/17/16 at N.Y. Jets



TEAM RECORDS

4th –	28	9/18/22 at Baltimore
	25	10/10/99 at Indianapolis
	24	11/25/01 at Buffalo
	23	12/21/14 vs. Minnesota

SCORE BY QUARTERS, OPPONENT

1st –	24	9/28/68 vs. Kansas City
	*24	1/2/82 vs. San Diego
	*24	1/15/00 at Jacksonville
	24	12/9/07 at Buffalo
2nd –	31	12/14/97 at Indianapolis
	28	9/21/86 at N.Y. Jets
	28	10/21/07 vs. New England
	28	1/3/21 at Buffalo
3rd –	24	12/14/14 at New England
	21	12/19/93 vs. Buffalo
	21	12/4/94 vs. Buffalo
	21	10/5/10 vs. New England
	21	11/13/17 at Carolina
	21	10/14/18 vs. Chicago
	21	12/21/25 vs. Cincinnati
4th –	30	10/23/00 at N.Y. Jets
	28	10/2/66 at San Diego
	28	12/15/91 at San Diego

SCORE BY QUARTERS, BOTH TEAMS

1st –	35	12/5/04 vs. Buffalo
		Miami 21, Buffalo 14
	27	9/28/68 vs. Kansas City
		Kansas City 24, Miami 3
2nd –	42	9/21/86 at N.Y. Jets
		N.Y. Jets 28, Miami 14
	35	9/3/95 vs. N.Y. Jets
		Miami 21, N.Y. Jets 14
	35	10/21/07 vs. New England
		New England 28, Miami 7
	35	12/9/18 vs. New England
		New England 21, Miami 14
3rd –	37	11/1/09 at N.Y. Jets
		Miami 21, N.Y. Jets 16
	29	9/4/94 vs. New England
		Miami 15, New England 14
	28	12/10/67 vs. San Diego
		Miami 14, San Diego 14
	28	12/19/93 vs. Buffalo
		Buffalo 21, Miami 7
	28	11/27/94 at N.Y. Jets
		Miami 14, N.Y. Jets 14
	28	12/18/13 at Pittsburgh
		Miami 14, Pittsburgh 14
	28	12/24/16 at Buffalo
		Miami 14, Buffalo 14
	28	11/13/17 at Carolina
		Miami 7, Carolina 21
4th –	41	12/21/14 vs. Minnesota
		Miami 23, Minnesota 18
	39	10/10/99 at Indianapolis
		Miami 25, Indianapolis 14
	37	10/23/00 at N.Y. Jets
		N.Y. Jets 30, Miami 7

MOST CONSECUTIVE QUARTERS HELD SCORELESS BY DOLPHINS

13 1973, 3rd Q in 8th through 3rd Q in 11th

MOST CONSECUTIVE QUARTERS HELD SCORELESS BY OPPONENT

11 1970, 1st Q in 6th through 3rd Q in 8th

SCORE BY HALVES, DOLPHINS

1st –	41	10/25/15 vs. Houston
	35	12/17/67 vs. Boston
	35	9/24/23 vs. Denver
	31	12/20/70 vs. Buffalo
	31	12/2/85 vs. Chicago
	31	12/7/86 at New Orleans
	31	12/3/23 at Washington
2nd –	35	9/18/22 at Baltimore
	35	9/24/23 vs. Denver
	31	9/22/85 vs. Kansas City
	31	12/12/94 vs. Kansas City
	31	9/3/95 vs. N.Y. Jets

SCORE BY HALVES, OPPONENT

1st –	48	9/18/66 at Buffalo
2nd –	38	10/2/66 at San Diego
	36	10/25/09 vs. New Orleans

SCORE BY HALVES, BOTH TEAMS

1st –	58	9/18/66 at Buffalo
		Buffalo 48, Miami 10
	52	9/21/86 at N.Y. Jets
		N.Y. Jets 31, Miami 21
	52	12/21/08 at Kansas City
		Kansas City 28, Miami 24
	52	9/8/19 vs. Baltimore
		Baltimore 42, Miami 10
2nd –	52	10/9/83 vs. Buffalo
		Miami 28, Buffalo 24

TIME OF POSSESSION (SINCE 1977)

HIGHEST TIME OF POSSESSION

Season	32:38	1979
Game	45:07	9/21/09 vs. Indianapolis
	43:39	12/7/87 vs. N.Y. Jets
	41:55	12/16/96 vs. Buffalo

LOWEST TIME OF POSSESSION

Season	27:02	1988
Game	14:28	9/4/88 at Chicago
	16:32	10/1/89 at Houston
	18:02	10/27/96 vs. Dallas

HIGHEST TIME OF POSSESSION ALLOWED

Season	32:58	1988
Game	46:29	10/4/81 vs. N.Y. Jets (OT)
	45:32	9/4/88 at Chicago
	44:53	10/27/97 vs. Chicago (OT)

LOWEST TIME OF POSSESSION ALLOWED

Season	27:22	1979
Game	14:53	9/21/09 vs. Indianapolis
	12:17	12/7/87 vs. N.Y. Jets
	18:05	12/16/96 vs. Buffalo

SCORING DRIVES

LONGEST SCORING DRIVES BY PLAYS

21	1/1/12 vs. N.Y. Jets (TD, 94 yards, 12:29)
18	11/11/07 vs. Buffalo (TD, 80 yards, 9:45)
18	9/14/08 at Arizona (TD, 89 yards, 7:04)
18	12/27/09 vs. Houston (FG, 61 yards, 4:18)
17	7 times, last: 10/4/20 vs. Seattle (FG, 73 yards, 7:59)



TEAM RECORDS

BY YARDS

99	9/10/78 at Baltimore (TD, 7 plays, 3:53)
99	9/24/89 vs. N.Y. Jets (TD, 7 plays, 1:27)
98	9/9/18 vs. Tennessee (TD, 12 plays, 5:21)
97	12/15/02 vs. Oakland (TD, 13 plays, 7:53)
97	12/28/14 vs. N.Y. Jets (TD, 1 play, 0:14)
97	10/18/15 at Tennessee (TD, 9 plays, 5:30)
97	11/3/24 at Buffalo (TD, 14 plays, 8:21)
97	11/17/24 vs. Las Vegas (TD, 14 plays, 7:47)

BY TIME OF POSSESSION

12:29	1/1/12 vs. N.Y. Jets (TD, 21 plays, 9:4)
10:30	10/16/94 vs. L.A. Raiders (FG, 10 plays, 65 yards)
10:16	12/10/01 vs. Indianapolis (TD, 15 plays, 78 yards)
10:09	11/9/09 at New England (TD, 16 plays, 66 yards)
10:01	10/27/74 vs. Baltimore (FG, 16 plays, 73 yards)

LONGEST SCORING DRIVES, OPPONENTS

BY PLAYS

20	11/24/97 at Chicago (FG, 77 yards, 11:07)
20	9/25/22 vs. Buffalo (FG, 87 yards, 9:22)
19	7 times, last: 12/22/13 at Buffalo (FG, 92 yards, 9:16)

BY YARDS

99	12/11/76 vs. Minnesota (TD, 16 plays, 9:07)
99	10/27/80 at N.Y. Jets (TD, 17 plays, 9:22)
99	9/30/01 at St. Louis (TD, 11 plays, 5:36)
99	9/12/11 vs. New England (TD, 1 play, 0:13)
99	12/11/16 vs. Arizona (TD, 12 plays, 6:43)
99	11/11/21 vs. Baltimore (TD, 9 plays, 4:12)

BY TIME OF POSSESSION

12:45	12/14/75 at Baltimore (FG, 17 plays, 82 yards)
11:07	11/24/91 at Chicago (FG, 20 plays, 77 yards)
11:05	12/16/01 at San Francisco (TD, 17 plays, 98 yards)

FIRST DOWNS

MOST FIRST DOWNS

Season	387	1984
Game	36	12/21/14 vs. Minnesota
	34	11/24/77 at St. Louis
	34	12/12/88 vs. Cleveland

FEWEST FIRST DOWNS

Season	200	1966
Game	6	11/14/99 at Buffalo
	6	12/12/10 at N.Y. Jets
	6	12/22/13 at Buffalo

MOST FIRST DOWNS ALLOWED

Season	361	2019
Game	39	11/27/88 at N.Y. Jets
	*34	1/2/82 vs. San Diego
	34	11/18/84 at San Diego

FEWEST FIRST DOWNS ALLOWED

Season	186	1972
Game	4	11/11/73 vs. Baltimore
	5	9/2/79 at Buffalo
	7	9/24/72 vs. Houston
	7	10/28/90 at Indianapolis

MOST FIRST DOWNS, BOTH TEAMS

Season	701	1984
Game	60	9/10/23 at L.A. Chargers
	*59	1/2/82 vs. San Diego
	59	10/9/83 vs. Buffalo
	59	11/27/88 at N.Y. Jets

FEWEST FIRST DOWNS, BOTH TEAMS

Season	410	1973
Game	15	11/9/69 at Boston
	20	12/12/10 at N.Y. Jets
	21	3 times, last: 11/11/73 vs. Baltimore

MOST FIRST DOWNS

BY RUSHING

Season	170	1972
Game	19	10/29/72 at Baltimore
	19	11/24/77 at St. Louis

BY PASSING

Season	250	1986
Game	26	12/12/88 vs. Cleveland
	24	9/15/85 vs. Indianapolis
	24	9/21/86 at N.Y. Jets
	24	11/16/86 at Buffalo
	24	9/24/89 vs. N.Y. Jets

BY PENALTY

Season	41	2019
Game	7	11/8/15 at Buffalo
	6	12/4/66 at Denver
	6	11/26/67 vs. Buffalo
	6	9/8/96 at Arizona
	6	12/21/14 vs. Minnesota
	6	10/22/17 vs. N.Y. Jets

FEWEST FIRST DOWNS

BY RUSHING

Season	61	2013
Game	0	10/15/67 at Boston
	*0	1/15/00 at Jacksonville
	*0	1/6/01 at Oakland
	0	9/19/04 at Cincinnati
	0	10/6/13 vs. Baltimore
	0	9/20/15 at Jacksonville
	0	11/24/15 at N.Y. Jets
	0	9/24/17 at N.Y. Jets

BY PASSING

Season	91	1973
Game	1	9/4/83 at Buffalo

BY PENALTY

Season	12	2013
--------	----	------

MOST FIRST DOWNS ALLOWED

BY RUSHING

Season	155	1988
Game	**24	1/30/83 vs. Washington
	*18	12/30/95 at Buffalo
	18	9/13/20 at New England

BY PASSING

Season	215	2012
Game	26	10/11/21 at Tampa Bay
	23	11/27/88 at N.Y. Jets



TEAM RECORDS

BY PENALTY

Season	42	2005
Game	7	10/9/83 vs. Buffalo
	7	10/23/00 at N.Y. Jets (OT)
	7	11/13/16 at San Diego

FEWEST FIRST DOWNS ALLOWED

BY RUSHING

Season	66	1969
Game	0	12/20/70 vs. Buffalo
	0	10/13/74 at Washington
	*0	1/9/00 at Seattle
	0	9/14/03 at N.Y. Jets
	0	11/23/06 at Detroit
	0	11/2/08 at Denver
	0	10/4/09 vs. Buffalo
	0	9/30/12 at Arizona
	0	12/17/23 vs. N.Y. Jets

BY PASSING

Season	78	1973
Game	0	12/8/68 vs. Boston
	1	11/5/79 vs. Houston
	1	12/12/82 at New England

BY PENALTY

Season	8	1973, 1974
--------	---	------------

TOTAL NET YARDS

MOST NET YARDS

Season	6,936	1984
Game	726	9/24/23 vs. Denver
	584	10/23/88 vs. N.Y. Jets
	*569	1/6/85 vs. Pittsburgh
	552	9/30/84 at St. Louis
	552	10/21/84 at New England

FEWEST NET YARDS

Season	3,458	1966
Game	88	10/12/80 at New England
	101	11/14/99 at Buffalo
	103	12/22/13 at Buffalo

MOST NET YARDS ALLOWED

Season	6,364	2019
Game	643	9/8/19 vs. Baltimore
	622	9/12/11 vs. New England
	597	11/27/88 at N.Y. Jets
	593	10/3/76 vs. Los Angeles

FEWEST NET YARDS ALLOWED

Season	3,281	1973
Game	76	10/21/73 vs. Buffalo
	103	12/17/23 vs. N.Y. Jets
	117	10/17/71 vs. New England
	118	10/16/66 vs. Denver
	118	9/21/03 vs. Buffalo

MOST NET YARDS GAINED, BOTH TEAMS

Season	12,374	1986
Game	1,110	9/12/11 vs. New England
	1,089	9/24/23 vs. Denver
	1,066	9/21/86 at N.Y. Jets

FEWEST NET YARDS GAINED, BOTH TEAMS

Season	7,384	1973
Game	335	10/16/66 vs. Denver

RUSHING

MOST RUSHING YARDS

Season	2,960	1972
Game	350	9/24/23 vs. Denver
	315	11/11/73 vs. Baltimore
	304	12/3/72 at New England
	302	10/24/71 at N.Y. Jets
	302	11/7/71 vs. Buffalo

FEWEST RUSHING YARDS

Season	1,156	2019
Game	2	11/11/13 at Tampa Bay
	7	11/19/06 vs. Minnesota
	12	11/29/15 at N.Y. Jets
	14	11/19/90 vs. L.A. Raiders
	*14	1/9/99 at Denver
	14	12/23/13 at Buffalo

MOST RUSHING YARDS ALLOWED

Season	2,506	1988
Game	*341	12/30/95 at Buffalo
	305	12/18/88 at Pittsburgh
	299	9/30/07 vs. Oakland

FEWEST RUSHING YARDS ALLOWED

Season	1,430	1994
Game	14	11/2/08 at Denver
	16	9/2/66 vs. Oakland
	16	11/28/10 at Oakland

MOST RUSHING YARDS, BOTH TEAMS

Season	4,627	1978
Game	533	12/24/16 at Buffalo
	508	11/7/71 vs. Buffalo
	487	12/5/76 vs. Buffalo

FEWEST RUSHING YARDS, BOTH TEAMS

Season	2,920	1966
Game	67	9/8/13 at Cleveland
	74	11/23/99 at New England
	79	12/19/99 vs. San Diego

MOST RUSHING ATTEMPTS

Season	613	1972
Game	58	10/5/75 at Green Bay
	56	9/12/82 at N.Y. Jets
	55	11/24/77 at St. Louis

FEWEST RUSHING ATTEMPTS

Season	326	1967
Game	*8	1/8/95 at San Diego
	8	12/4/22 at San Francisco
	**9	1/20/85 vs. San Francisco
	9	9/7/86 at San Diego
	9	11/29/15 at N.Y. Jets
	9	10/10/21 at Tampa Bay



TEAM RECORDS

MOST RUSHING ATTEMPTS, OPPONENT

Season	557	1988
Game	*59	1/12/86 vs. New England
	54	9/4/88 at Chicago
	**52	1/30/83 vs. Washington
	*52	12/30/95 at Buffalo

FEWEST RUSHING ATTEMPTS, OPPONENT

Season	387	1970
Game	7	9/4/94 at Green Bay
	10	11/23/06 at Detroit
	10	12/11/17 vs. New England
	10	11/24/23 at N.Y. Jets
	11	9/14/03 at N.Y. Jets
	11	9/21/09 vs. Indianapolis

HIGHEST RUSHING AVERAGE

Season	5.06	2023
--------	------	------

LOWEST RUSHING AVERAGE

Season	3.12	1997
--------	------	------

HIGHEST RUSHING AVERAGE, OPPONENT

Season	4.88	1968
--------	------	------

LOWEST RUSHING AVERAGE, OPPONENT

Season	3.29	2003
--------	------	------

PASSING

MOST NET YARDS PASSING

Season	5,018	1984
Game	521	10/23/88 vs. N.Y. Jets
	466	9/10/23 at L.A. Chargers
	461	9/18/22 at Baltimore
	456	9/4/94 vs. New England
	446	9/24/89 vs. N.Y. Jets

FEWEST NET YARDS PASSING

Season	1,582	1973
Game	22	11/23/69 vs. Houston
	*26	12/30/73 vs. Oakland
	26	9/4/83 at Buffalo

MOST NET YARDS PASSING ALLOWED

Season	4,198	2019
Game	516	9/12/11 vs. New England
	449	9/21/86 at N.Y. Jets
	437	10/10/21 at Tampa Bay

FEWEST NET YARDS PASSING ALLOWED

Season	1,290	1973
Game	1	10/21/73 vs. Buffalo
	11	11/5/79 vs. Houston
	13	12/12/82 at New England

MOST NET YARDS PASSING, BOTH TEAMS

Season	8,503	2022
Game	884	9/21/86 at N.Y. Jets

FEWEST NET YARDS PASSING, BOTH TEAMS

Season	2,872	1973
Game	72	12/12/82 at New England

MOST GROSS YARDS PASSING

Season	5,146	1984
Game	521	10/23/88 vs. N.Y. Jets
	473	9/4/94 vs. New England
	470	12/2/84 vs. L.A. Raiders

FEWEST GROSS YARDS PASSING

Season	1,675	1973
Game	*34	12/30/73 vs. Oakland
	46	9/4/83 at Buffalo
	46	12/21/03 at Buffalo

MOST GROSS YARDS PASSING ALLOWED

Season	4,373	2020
Game	517	9/12/11 vs. New England
	479	9/21/86 at N.Y. Jets
	452	10/10/21 at Tampa Bay

FEWEST GROSS YARDS PASSING ALLOWED

Season	1,604	1973
Game	13	12/12/82 at New England
	25	11/5/79 vs. Houston
	35	12/9/73 at Baltimore

MOST PASS ATTEMPTS

Season	645	1986
Game	*66	12/30/95 at Buffalo
	65	12/4/05 vs. Buffalo
	62	10/22/06 vs. Green Bay

FEWEST PASS ATTEMPTS

Season	256	1973
Game	*6	12/30/73 vs. Oakland
	**7	1/13/74 vs. Minnesota
	*8	1/2/72 vs. Baltimore

MOST PASS ATTEMPTS, OPPONENT

Season	624	2022
Game	63	9/25/22 vs. Buffalo
	61	11/1/20 vs. L.A. Rams
	59	10/23/00 at N.Y. Jets (OT)
	58	10/4/92 at Buffalo
	56	11/18/84 at San Diego
	56	9/7/14 vs. New England
	56	12/22/19 vs. Cincinnati

FEWEST PASS ATTEMPTS, OPPONENT

Season	320	1973
Game	5	12/12/82 at New England
	8	11/14/76 at Pittsburgh
	8	12/9/73 at Baltimore

MOST PASS COMPLETIONS

Season	413	2024
Game	39	11/16/86 at Buffalo
	38	11/23/97 at New England
	37	11/28/24 at Green Bay

FEWEST PASS COMPLETIONS

Season	133	1973
Game	3	10/15/73 at Cleveland
	*3	12/30/73 vs. Oakland

MOST PASS COMPLETIONS, OPPONENT

Season	416	2022
Game	42	9/25/22 vs. Buffalo
	39	12/11/22 at L.A. Chargers
	38	10/9/83 vs. Buffalo
	37	11/18/84 at San Diego
	37	12/4/16 at Baltimore



TEAM RECORDS

FEWEST PASS COMPLETIONS, OPPONENT

Season	151	1973
Game	2	11/9/69 at Boston
	2	12/12/82 at New England
	4	11/14/76 at Pittsburgh

INTERCEPTIONS

MOST INTERCEPTIONS

Season	32	1978, 458 yards
Game	6	12/3/73 vs. Pittsburgh
	6	10/19/75 at N.Y. Jets
	6	9/10/78 at Baltimore
	6	11/21/82 at Buffalo
	6	10/16/83 at N.Y. Jets
	6	12/6/98 at Oakland

FEWEST INTERCEPTIONS

Season	8	2006, 116 yards
		2022, 115 yards

MOST INTERCEPTIONS, OPPONENT

Season	32	1966, 370 yards
Game	6	11/13/66 at Kansas City

FEWEST INTERCEPTIONS, OPPONENT

Season	7	2008, 130 yards
--------	---	-----------------

MOST INTERCEPTION RETURN YARDS

Season	522	1966
Game	218	10/4/92 at Buffalo

FEWEST INTERCEPTION RETURN YARDS

Season	66	2010
--------	----	------

MOST INTERCEPTION RETURN YARDS, OPPONENT

Season	596	1969
Game	160	11/23/97 at New England
	151	12/2/84 vs. L.A. Raiders
	151	11/18/01 vs. N.Y. Jets

FEWEST INTERCEPTION RETURN YARDS, OPPONENT

Season	100	1985
--------	-----	------

PENALTIES

MOST PENALTIES

Season	137	2017, 1,154 yards
Game	18	10/9/05 at Buffalo
	17	11/19/17 vs. Tampa Bay

MOST YARDS PENALIZED

Season	1,154	2017, on 137
Game	149	10/12/03 at Jacksonville
	145	12/31/17 vs. Buffalo
	143	10/1/95 at Cincinnati

FEWEST PENALTIES

Season	48	1968, 485 yards
Game	0	12/23/67 vs. Houston
	0	12/8/68 vs. Boston
	0	9/29/91 at N.Y. Jets
	*0	1/10/93 vs. San Diego
	0	12/21/98 vs. Denver
	0	9/15/13 at Indianapolis

FEWEST YARDS PENALIZED

Season	416	1973, on 52
Game	0	12/23/67 vs. Houston
	0	12/8/68 vs. Boston
	0	9/29/91 at N.Y. Jets
	*0	1/10/93 vs. San Diego
	0	12/21/98 vs. Denver
	0	9/15/13 at Indianapolis

MOST PENALTIES, OPPONENT

Season	125	2024, 1,030 yards
Game	19	12/22/85 vs. Buffalo
	17	10/18/87 at N.Y. Jets
	15	10/9/83 vs. Buffalo

MOST YARDS PENALIZED, OPPONENT

Season	1,084	2019, on 111
Game	163	10/4/15 vs. N.Y. Jets (at London)
	156	9/20/69 at Oakland
	144	11/5/67 at Buffalo

FEWEST PENALTIES, OPPONENT

Season	59	1967, 691 yards
Game	0	10/22/23 at Philadelphia

FEWEST YARDS PENALIZED, OPPONENT

Season	525	1974, on 67
Game	0	10/22/23 at Philadelphia

MOST PENALTIES, BOTH TEAMS

Season	259	2017, 2,231 yards
Game	26	12/22/85 vs. Buffalo
	26	11/19/17 vs. Tampa Bay
	25	10/9/05 at Buffalo

MOST YARDS PENALIZED, BOTH TEAMS

Season	2,231	2017, on 259
Game	243	10/4/15 vs. N.Y. Jets (at London)
	230	10/3/70 vs. Oakland
	227	11/30/69 vs. Boston (at Tampa)

FEWEST PENALTIES, BOTH TEAMS

Season	112	1967, 1,181 yards
Game	2	12/23/67 vs. Houston
	2	11/11/73 vs. Baltimore
	2	12/12/82 at New England

FEWEST YARDS PENALIZED, BOTH TEAMS

Season	1,032	1973, on 113
Game	10	11/11/73 vs. Baltimore
	10	12/12/82 at New England
	13	9/15/13 at Indianapolis

PUNTING

MOST PUNTS

Season	99	2004
Game	11	12/7/03 at New England

MOST PUNT YARDS

Season	4,380	2015, 47.6 average
Game	564	12/12/10 at N.Y. Jets
	501	12/22/13 at Buffalo



TEAM RECORDS

FEWEST PUNTS

Season	44	1972
Game	0	9/23/79 vs. Chicago
	0	10/12/86 vs. Buffalo
	0	12/12/88 vs. Cleveland
	0	12/28/03 vs. N.Y. Jets
	0	11/13/22 vs. Cleveland
	0	11/17/24 vs. Las Vegas

MOST PUNTS, OPPONENT

Season	102	2004
Game	11	11/11/73 vs. Baltimore
	11	12/7/03 at New England

MOST PUNT YARDS, OPPONENT

Season	4,313	2011, 45.4 average
Game	475	9/20/98 vs. Pittsburgh

FEWEST PUNTS, OPPONENT

Season	52	1967
Game	0	12/17/67 vs. Boston
	0	9/21/97 at Tampa Bay
	0	11/7/10 at Baltimore
	0	9/29/19 vs. L.A. Chargers
	0	9/7/25 vs. Indianapolis
	1	25 times, last 11/17/24 vs. Las Vegas

MOST PUNTS, BOTH TEAMS

Season	201	2004
Game	22	12/7/03 at New England

FEWEST PUNTS, BOTH TEAMS

Season	116	1995
Game	1	10/12/86 vs. Buffalo
	1	11/13/22 vs. Cleveland
	2	9/23/79 vs. Chicago
	2	12/12/88 vs. Cleveland

HIGHEST PUNTING AVERAGE

Season	49.7	2012, 76 punts
x-Game	58.8	9/23/12 vs. N.Y. Jets

HIGHEST PUNTING AVERAGE, OPPONENT

Season	49.0	2023, 67 punts
x-Game	56.7	11/24/13 vs. Carolina

x - minimum 4 punts

PUNT RETURNS

MOST PUNT RETURNS

Season	55	1983, 581 yards
Game	7	10/19/69 at Kansas City
	7	9/19/04 at Cincinnati
	7	11/24/13 vs. Carolina

MOST PUNT RETURN YARDS

Season	581	1983, 55 returns
Game	123	10/19/69 at Kansas City
	123	12/13/93 vs. Pittsburgh

MOST PUNT RETURNS, OPPONENT

Season	50	2015, 526 yards
Game	9	12/12/10 at N.Y. Jets
	8	9/9/66 vs. N.Y. Jets
	8	12/24/05 vs. Tennessee

MOST PUNT RETURN YARDS, OPPONENT

Season	526	2015, 50 returns
Game	116	12/16/18 at Minnesota
	115	10/12/80 at New England
	113	11/16/08 vs. Oakland

KICKOFF RETURNS

MOST KICKOFF RETURNS

Season	78	2007, 1,552 yards
Game	9	9/18/66 at Buffalo
	9	9/7/86 at San Diego
	*9	1/12/91 at Buffalo
	*9	1/15/00 at Jacksonville
	9	12/2/07 vs. N.Y. Jets

MOST KICKOFF RETURN YARDS

Season	1,739	2009, 75 returns
Game	299	11/1/09 at N.Y. Jets
	245	12/5/71 at New England

MOST KICKOFF RETURNS, OPPONENT

Season	85	1995, 1,782 yards
Game	9	11/24/77 at St. Louis
	9	9/3/95 vs. N.Y. Jets

MOST KICKOFF RETURN YARDS, OPPONENT

Season	1,782	1995, 85 returns
Game	251	12/12/94 vs. Kansas City
	248	9/21/08 at New England

SACKS

MOST SACKS

Season	56.0	2023, 371 yards
Game	9.0-59.0	10/21/73 vs. Buffalo
	8.0-61.0	9/20/81 at Houston
	8.0-57.0	9/13/98 vs. Buffalo
	8.0-47.0	12/6/98 at Oakland
	8.0-34.0	11/28/04 at San Francisco
	8.0-53.0	11/23/06 at Detroit
	8.0-55.0	9/30/12 at Arizona
	8.0-54.0	12/27/21 at New Orleans

FEWEST SACKS

Season	16.0	1966, 180 yards
--------	------	-----------------

MOST SACKS, OPPONENT

Season	58.0	2013, 399 yards and 2019, 313 yards
Game	9.0-53.0	10/17/99 at New England
	9.0-60.0	12/11/11 vs. Philadelphia
	9.0-71.0	12/16/18 at Minnesota

FEWEST SACKS, OPPONENT

Season	7.0	1988, 41 yards
--------	-----	----------------

MOST CONSECUTIVE GAMES WITH NO SACKS ALLOWED

19 5th through 16th in 1988 and 1st through 7th in 1989

MOST SACKS, BOTH TEAMS

Season	100.0	2013, 671 yards
--------	-------	-----------------

FEWEST SACKS, BOTH TEAMS

Season	31.0	1988, 208 yards
--------	------	-----------------



TEAM RECORDS

FUMBLES

MOST FUMBLES

Season	42	2004
Game	8	12/9/07 at Buffalo
	7	10/6/96 vs. Seattle

MOST FUMBLES LOST

Season	20	1985
Game	5-5	9/25/83 vs. Kansas City
	*6-5	1/15/00 at Jacksonville
	4-4	10/15/67 at Boston
	5-4	11/15/70 vs. New Orleans
	4-4	9/19/71 at Denver
	*5-4	1/12/86 vs. New England
	4-4	9/7/86 at San Diego
	5-4	10/18/90 vs. New England
	4-4	12/27/98 at Atlanta

FEWEST FUMBLES

Season	12	2000
--------	----	------

MOST FUMBLES, OPPONENT

Season	38	1971, 1983
Game	7	11/7/71 vs. Buffalo
	7	9/18/77 at Buffalo
	7	10/23/83 at Baltimore
	7	12/4/94 vs. Buffalo

MOST FUMBLES LOST, OPPONENT

Season	21	1971, 1978
--------	----	------------

TAKEAWAY/GIVEAWAY

BEST RATIO

Season	+23	1978, 53 TAs, 30 GAs
	+18	1972, 46 TAs, 28 GAs

WORST RATIO

Season	-18	1989, 23 TAs, 41 GAs
	-17	2004, 25 TAs, 42 GAs

MOST TAKEAWAYS

Season	53	1978, 21 FRs, 32 INTs
	46	1966, 15 FRs, 31 INTs
	46	1972, 20 FRs, 26 INTs

FEWEST TAKEAWAYS

Season	14	2022, 6 FRs, 8 INTs
--------	----	---------------------

MOST TAKEAWAYS, OPPONENT

Season	44	1967, 16 FRs, 28 INTs
--------	----	-----------------------

FEWEST TAKEAWAYS, OPPONENT

Season	13	2008, 6 FRs, 7 INTs
--------	----	---------------------

BLOCKED PUNTS

MOST BLOCKED PUNTS

Season	3	2014
--------	---	------





ALL-TIME LEADERS

(boldface indicates active player)

RUSHING						
	PLAYER	YEARS	NO.	YDS.	AVG.	LG TD
1.	Larry Csonka	1968-74, 1979	1,506	6,737	4.5	54t 53
2.	Ricky Williams	2002-03, 2005, 2007-10	1,509	6,436	4.3	68t 48
3.	Ronnie Brown	2005-10	1,128	4,815	4.3	65t 36
4.	Mercury Morris	1969-75	754	3,877	5.1	70t 29
5.	Jim Kiick	1968-74	997	3,644	3.7	56 28
6.	Tony Nathan	1979-87	732	3,543	4.8	46 16
7.	Karim Abdul-Jabbar	1996-99	888	3,063	3.4	45 33
8.	De'Von Achane	2023-25	544	3,057	5.6	76t 22
9.	Lamar Miller	2012-15	638	2,930	4.6	97t 19
10.	Mark Higgs	1990-94	702	2,648	3.8	31 14
11.	Delvin Williams	1978-80	643	2,632	4.1	65 13
12.	Andra Franklin	1981-84	622	2,232	3.6	29 22
13.	Raheem Mostert	2015, 2022-24	475	2,184	4.6	67 23
14.	Benny Malone	1974-78	503	2,129	4.2	66t 16
15.	Lamar Smith	2000-01	622	2,107	3.4	68t 20
16.	Reggie Bush	2011-12	443	2,072	4.7	76t 12
17.	Bernie Parmalee	1992-98	513	1,959	3.8	47t 15
18.	Lorenzo Hampton	1985-89	500	1,949	3.9	54t 22
19.	Jay Ajayi	2015-17	447	1,924	4.3	62t 9
20.	Sammie Smith	1989-91	509	1,787	3.5	33 15
21.	Woody Bennett	1980-88	419	1,744	4.2	25 9
22.	Kenyan Drake	2016-19	333	1,532	4.6	66t 9
23.	Don Nottingham	1973-77	365	1,524	4.2	56 25
24.	Norm Bulaich	1975-79	340	1,498	4.4	63 17
25.	Daniel Thomas	2011-14	409	1,480	3.6	55 10
26.	Gary Davis	1976-79	317	1,389	4.4	65t 7
27.	Myles Gaskin	2019-22	361	1,355	3.8	30 7
28.	Troy Stradford	1987-90	343	1,332	3.9	51 10
29.	Ryan Tannehill	2012-18	248	1,210	4.9	48 6
30.	Travis Minor	2001-06	277	1,133	4.1	56t 8
31.	Ron Davenport	1985-89	274	1,127	4.1	64 13
32.	Terry Kirby	1993-95	287	1,037	3.6	38 9
33.	Bob Griese	1967-80	261	994	3.8	35 7
34.	Sammy Morris	2004-06	240	981	4.1	55 8
35.	Irving Spikes	1994-97	252	934	3.7	49 8
36.	Leroy Harris	1977-78	214	929	4.3	77t 6
37.	Jay Fiedler	2000-04	201	834	4.1	30 11
38.	David Woodley	1980-83	173	771	4.5	29 9
39.	J.J. Johnson	1999-01	219	748	3.4	34 5
40.	Frank Gore	2018	156	722	4.6	39 0
41.	Jeff Wilson Jr.	2022-25	141	637	4.5	28 3
42.	Salvon Ahmed	2020-23	163	593	3.6	31 5
43.	Joe Carter	1984-86	118	589	5.0	35 1
44.	Stan Mitchell	1966-70	173	548	3.1	30 4
45.	Joe Auer	1966-67	165	544	3.3	41 5
46.	Marc Logan	1989-91	140	523	3.7	17 2
47.	Jesse Chatman	2005, 2007	128	515	4.0	30 1
48.	Jaylen Wright	2024-25	125	514	4.1	32 2
49.	John Avery	1998-99	143	503	3.5	44 2
50.	Damien Williams	2014-17	133	477	3.6	69 3
51.	Tua Tagovailoa	2020-25	174	473	2.7	23 6
52.	Bobby Humphrey	1992	102	471	4.6	21 1
53.	Hubert Ginn	1970-75	101	415	4.1	46 3
54.	Cecil Collins	1999	131	414	3.2	25t 2
55.	Ryan Fitzpatrick	2019-20	84	394	4.7	20 6
56.	David Overstreet	1983	85	392	4.6	44 1
57.	Keith Byars	1993-96	98	377	3.8	77t 6
58.	Chris Chambers	2001-07	41	355	8.7	61 0
59.	Duke Johnson	2021	71	330	4.7	27 3
60.	Kalen Ballage	2018-19	110	326	3.0	75t 4
61.	Sam Price	1966-68	82	313	3.8	38 1
62.	Abner Haynes	1967	56	274	4.9	65t 2
63.	Lousaka Polite	2008-10	86	270	3.1	14 1



ALL-TIME LEADERS

RUSHING							
	PLAYER	YEARS	NO.	YDS.	AVG.	LG	TD
64.	Cookie Gilchrist	1966	72	262	3.6	22	0
65.	Matt Breida	2020	59	254	4.3	24	0
66.	Terry Robiskie	1980-81	78	250	3.2	36	2
67.	Nat Moore	1974-86	40	249	6.2	36	1
68.	Patrick Laird	2019-21	76	244	3.2	18	1
69.	Steve Howell	1979-81	68	235	3.4	23	1
70.	Billy Joe	1966	71	232	3.3	14	0
71.	Charles Leigh	1971-74	48	228	4.8	34t	1
72.	Tom Vigorito	1981-85	54	215	4.0	33t	2
	Stan Winfrey	1975-77	55	215	3.9	13	1
74.	Stanley Pritchett	1996-99	63	211	3.3	25	2
75.	Eddie Hill	1981-84	52	209	4.0	24	1
76.	Autry Denson	1999-00	59	206	3.5	20	0
77.	Mark Walton	2019	53	201	3.8	19	0
78.	Ronald Scott	1987	47	199	4.2	24	3
79.	Jack Harper	1967-68	41	197	4.8	37t	1
80.	Chad Henne	2008-11	66	196	3.0	20	2
81.	Ollie Gordon II	2025	61	190	3.1	20	3
	Freddie Solomon	1975-77	14	190	13.6	59t	1
83.	Jerris McPhail	1996-97	23	174	7.6	71t	1
84.	James McKnight	2001-03	15	172	11.5	68t	1
85.	Patrick Cobbs	2006-10	37	171	4.6	44	2
86.	Paul Warfield	1970-74	16	166	10.4	39	0
87.	Pete Johnson	1984	68	159	2.3	9	9
	Larry Seiple	1967-77	16	159	9.9	34	0
89.	Knowshon Moreno	2014	31	148	4.8	15	1
90.	Jim Jensen	1981-92	26	142	5.5	23	0
91.	Leonard Henry	2002-04	46	141	3.1	53	0
92.	George Wilson	1966	27	137	5.1	37	0
93.	Thurman Thomas	2000	28	136	4.9	25	0
94.	Tyler Huntley	2024	25	135	5.2	20	2
	Rick Casares	1966	43	135	3.1	10	0
96.	Ray Lucas	2001-02	44	132	3.0	17	3
97.	Tony Paige	1990-92	49	131	2.7	11	3
98.	Lex Hilliard	2009-11	39	130	3.3	18	2
99.	Lorenzo Booker	2007	28	125	4.5	22	0
	Malcolm Brown	2021	33	125	3.8	24t	1
101.	Ted Ginn, Jr.	2007-09	16	124	7.8	40t	2
	Damon Huard	1997-00	28	124	4.4	25	0
103.	Jonas Gray	2015	31	122	3.9	16	0
104.	Chase Edmonds	2022	42	120	2.9	28	2
	Earl Morrall	1972-76	23	120	5.2	31t	1
	Jarvis Landry	2014-17	26	119	4.6	22t	1
	Phillip Lindsay	2021	38	119	3.1	9	0
108.	Rob Konrad	1999-04	38	114	3.0	18t	1
109.	Malik Washington	2024-25	20	113	5.7	18t	2
110.	Aaron Craver	1991-94	29	110	3.8	19	1
111.	Cleo Lemon	2005-07	34	109	3.2	11	4
112.	Mark Clayton	1983-92	14	108	7.7	30	0
	Gene Milton	1968-69	9	108	12.0	34	0
114.	Robert Edwards	2002	20	107	5.4	19	1
115.	Chris Brooks	2023	19	106	5.6	52	0
116.	Samkon Gado	2007	35	104	3.0	20t	3
117.	Scott Secules	1989-91	16	103	6.4	17	1
118.	Tyreek Hill	2022-25	21	100	4.8	16	1
119.	Scott Mitchell	1990-93	29	99	3.4	32	0
120.	Kyle Mackey	1987	17	98	5.8	17	2
121.	Brandon Bolden	2018	8	91	11.4	54t	2
122.	Dan Marino	1983-99	301	87	0.3	15	9
123.	DeAndre Washington	2020	28	86	3.1	16	0
124.	Jaylen Waddle	2021-25	14	81	5.8	21	1
	Pat White	2009	21	81	3.9	33	0
126.	Albert Wilson	2018-19, 21	17	78	4.6	28	0
127.	George Chesser	1966-67	18	77	4.3	19	0
128.	Tyler Thigpen	2009-10	14	74	5.3	12	0



ALL-TIME LEADERS

RUSHING							
	PLAYER	YEARS	NO.	YDS.	AVG.	LG	TD
129.	Frank Jackson	1966-67	3	70	23.3	48	0
	Jacoby Brissett	2021	19	70	3.7	19	1
131.	Chad Pennington	2008-10	33	69	2.1	16	1
132.	Matt Moore	2011-17	46	66	1.4	16	2
133.	Brian Hartline	2009-14	7	65	9.3	30	1
	Larry Izzo	1996-00	2	65	32.5	39	0
135.	Lamar Gordon	2004	35	64	1.8	11	0
	Steve Slaton	2011	17	64	3.8	28	1
137.	Gus Frerotte	2005	27	61	2.3	14	0
	Bob Torrey	1979	13	61	4.7	17	1
139.	Clarence Bailey	1987	10	55	5.5	13	0
	Arian Foster	2016	22	55	2.5	9	0
141.	Brock Forsey	2004	19	53	2.8	15	0
142.	O.J. McDuffie	1993-01	15	49	3.3	12	0
	Mike Wallace	2013-14	7	49	7.0	13	0
144.	Jim Braxton	1978	20	48	2.4	15	2
145.	Nick Giaquinto	1980-81	8	47	5.9	20	0
146.	Mark Konecny	1987	6	46	7.7	19	0
147.	John Tagliaferri	1987	13	45	3.5	7	1
148.	Lawrence Phillips	1997	18	44	2.4	8	0
149.	Jakeem Grant Sr.	2016-21	12	43	3.6	29	1
150.	Bernie Kosar	1994-96	9	42	4.7	17	1
151.	Rickey Isom	1987	9	41	4.6	8	1
	Rick Norton	1966-69	19	41	2.2	13	0
153.	James Saxon	1992-94	17	36	2.1	9	0
154.	Alec Ingold	2022-25	20	34	1.7	6	2
155.	Durriel Harris	1976-83, 1985	3	33	11.0	20	0
	Jordan Howard	2020	28	33	1.2	8	4
	Matt Turk	2000-01, 2003-04	4	33	8.3	23	0
158.	Lynn Bowden Jr.	2020	9	32	3.6	11	0
	Jay Cutler	2017	19	32	1.7	9	0
	Trent Green	2007	7	32	4.6	23	0
161.	Rich Diana	1982	8	31	3.9	7	0
162.	Davone Bess	2008-12	7	30	4.3	13	0
	Senorise Perry	2017-18	8	30	3.8	12	0
164.	Tom Brown	1987-89	16	29	1.8	6	0
165.	Teddy Bridgewater	2022	3	27	9.0	11	0
166.	Lee Suggs	2006	6	26	4.3	7	0
	Marcus Thigpen	2012-13	7	26	3.7	9	0
168.	Marlon Moore	2010-13	2	25	12.5	16	0
	Skylar Thompson	2022-24	15	25	1.7	9	0
170.	Craig Erickson	1996-98	15	24	1.6	12	0
	Joey Harrington	2006	19	24	1.3	7	0
	John Stofa	1966-67, 1969-70	7	24	3.4	14	1
173.	Marty Booker	2004-07	6	23	3.8	18	0
	Clayton Fejedelem	2020-22	4	23	5.8	22	0
175.	Erik Ezukanma	2022-24	5	22	4.4	12	0
	Isaiah Pead	2016	8	22	2.8	4	0
177.	Joe Cribbs	1988	5	21	4.2	11	0
	Mike Gillislee	2013-14	6	21	3.5	6	0
	Brock Osweiler	2018	8	21	2.6	7	0
	Dedric Ward	2001-02	2	21	10.5	16	0
181.	Daunte Culpepper	2006	10	20	2.0	7	1
	Don Strock	1974-87	51	20	0.4	18	2
183.	Darrynton Evans	2023	2	16	8.0	13	0
	Brandon Marshall	2010-11	3	16	5.3	13	0
	Samaje Perine	2019	5	16	3.2	9	0
186.	Charles Clay	2011-14	7	15	2.1	13	1
	Brian Griese	2003	5	15	3.0	9	0
188.	Leonte Carroo	2016-18	1	14	14.0	14	0
	MarQueis Gray	2016-17	5	14	2.8	5	0
	Garrett Limbrick	1990	5	14	2.8	5	0
191.	A.J. Feeley	2004-05	14	13	0.9	7t	1
	Jovorskis Lane	2012	13	13	1.0	4	2
	Josh Rosen	2019	3	13	4.3	6	0



ALL-TIME LEADERS

RUSHING						
	PLAYER	YEARS	NO.	YDS.	AVG.	LG TD
	Tom Orosz	1981-82	1	13	13.0	13 0
	Gary Tucker	1968	4	13	3.3	7 0
196.	John Beck	2007-08	9	12	1.3	8 1
	Marlin Briscoe	1972-74	3	12	4.0	17 0
	Charles Jordan	1996-98	3	12	4.0	16 0
	Ron Moore	1998	4	12	3.0	4 0
200.	Terry Anderson	1977-78	1	11	11.0	11 0
	Braxton Berrios	2023-24	1	11	11.0	11 0
	Terry Cole	1971	3	11	3.7	4 0
	Isaiah Ford	2019-21	1	11	11.0	11 0
	Cleveland Gary	1994	7	11	1.6	4 0
205.	Quinn Ewers	2025	7	10	1.4	7 0
	Nuu Faaola	1989	2	10	5.0	5 0
	Tim Boyle	2024	2	10	5.0	6 0
	Pete Roth	1987	3	10	3.3	9 0
209.	LaMichael James	2014-15	3	9	3.0	5 0
	Vick King	2004	4	9	2.3	3 0
211.	David Fales	2017	4	8	2.0	3 1
	Randy McMichael	2002-06	1	8	8.0	8 0
	Cedrick Wilson Jr.	2022-23, 2025	1	8	8.0	8 0
214.	Jimmy Hines	1969	1	7	7.0	7 0
	John Kidd	1994-97	2	7	3.5	4 0
	Hendrick Lusk	1998	1	7	7.0	7 0
	Rishard Matthews	2012-15	2	7	3.5	4 0
	Preston Williams	2019-21	1	7	7.0	7 0
219.	Kevin Curtis	2010	1	6	6.0	6 0
	Todd Doxzon	1998	2	6	3.0	3 0
	Craig Ellis	1986	3	6	2.0	2 0
	Tony Martin	1989-93, 1999-00	4	6	1.5	8 0
	De'Lance Turner	2019	4	6	1.5	5 0
	Dick Wood	1966	5	6	1.2	7 1
225.	Reagan Maui	2007	4	5	1.3	3 0
	Malcolm Perry	2020	3	5	1.7	6 0
	Sage Rosenfels	2002-05	9	5	0.6	12 0
	Kory Sheets	2009-10	1	5	5.0	5 0
	Don Testerman	1980	1	5	5.0	5 0
	Wes Welker	2004-06	1	5	5.0	5 0
	Robert Wilson	1994-96	2	5	2.5	5 0
232.	Clyde Gates	2011	1	4	4.0	4 0
	Nate Jacquet	1998-99	1	4	4.0	4 0
	Clive Walford	2019	0	4	0.0	4 0
	Durham Smythe	2018-24	4	4	1.0	2 1
	Darren Waller	2025	1	4	4.0	4 0
237.	Fred Banks	1987-93	1	3	3.0	3 0
	Chris Clemons	2009-13	1	3	3.0	3 0
	Larry Cowan	1982	1	3	3.0	3 0
	Roosevelt Potts	1997	1	3	3.0	3 0
	Leslie Shepherd	2000	4	3	0.8	14 0
242.	Orleans Darkwa	2014	4	2	0.5	7 0
	Matt Haack	2017-20	1	2	2.0	2 0
	Bruce Hardy	1978-89	1	2	2.0	2 0
	Larry Johnson	2011	1	2	2.0	2 0
	Ray Nealy	1997	1	2	2.0	2 0
247.	Greg Camarillo	2007-09	2	1	0.5	6 0
	JP Losman	2011	2	1	0.5	1 0
	Michael Palardy	2021	1	1	1.0	1 0
	Zach Wilson	2025	3	1	0.3	3 0
251.	Jake Bailey	2023-25	1	0	0.0	0 0
	Matt Darr	2015-16	1	0	0.0	0 0
	Jim Del Gaizo	1972, 1975	1	0	0.0	0 0
	Heath Evans	2005	1	0	0.0	0 0
	Brandon Fields	2007-14	3	0	0.0	0 0
	Kim Hammond	1968	1	0	0.0	0 0
	Clayton Heath	1976	1	0	0.0	0 0



ALL-TIME LEADERS

RUSHING							
	PLAYER	YEARS	NO.	YDS.	AVG.	LG	TD
	Donnie Jones	2005-06	2	0	0.0	0	0
	Barry Pryor	1969-70	2	0	0.0	5	0
260.	Doug Pederson	1993	2	-1	-0.5	5	0
	Jonnu Smith	2024	2	-1	-0.5	0	0
261.	Danny Amendola	2018	1	-2	-2.0	-2	0
	Obafemi Ayanbadejo	2003	1	-2	-2.0	-2	0
	Guy Benjamin	1978-79	1	-2	-2.0	-2	0
	Bert Emanuel	2000	3	-2	-0.7	0	0
	Mike Michel	1977	1	-2	-2.0	-2	0
	Doug Moreau	1966-69	1	-2	-2.0	-2	0
	Scott Zolak	1999	2	-2	-1.0	-1	0
268.	Jack Clancy	1967-69	3	-4	-1.3	2	0
	Steve DeBerg	1993	4	-4	-1.0	-1	0
	Irving Fryar	1993-95	3	-4	-1.3	2	0
271.	Olindo Mare	1997-06	1	-5	-5.0	-5	0
	Greg Dulcich	2025	1	-7	-7.0	-7	0
273.	George Roberts	1978-80	1	-7	-7.0	-7	0
274.	Reggie Roby	1983-92	5	-8	-1.6	0	0
275.	George Mira	1971	6	-9	-1.5	3	0
	Mike White	2023	8	-9	-1.1	0	0
277.	Mark Duper	1982-92	1	-10	-10.0	-10	0
278.	Ferrell Edmunds	1988-92	2	-15	-7.5	-4	0
279.	Karl Noonan	1966-71	2	-20	-10.0	-9	0

PASSING									
	PLAYER	YEARS	ATT.	COMP.	YDS.	PCT.	TD	INT	RATE
1.	Dan Marino	1983-99	8,358	4,967	61,361	59.4	420	252	86.4
2.	Bob Griese	1967-80	3,429	1,926	25,092	56.2	192	172	77.1
3.	Ryan Tannehill	2012-18	2,911	1,829	20,434	62.8	123	75	87.0
4.	Tua Tagovailoa	2020-25	2,421	1,647	18,166	68.0	120	59	96.4
5.	Jay Fiedler	2000-04	1,603	936	11,040	58.4	66	63	76.8
6.	Chad Henne	2008-11	1,065	646	7,114	60.7	31	37	75.7
7.	David Woodley	1980-83	961	508	5,928	52.9	34	42	65.4
8.	Ryan Fitzpatrick	2019-20	769	494	5,620	64.2	33	21	89.0
9.	Don Strock	1974-87	688	388	4,613	56.4	39	37	73.5
10.	Matt Moore	2011-17	591	359	4,298	60.7	29	19	86.0
11.	Chad Pennington	2008-10	552	373	4,085	67.6	20	9	94.5
12.	Gus Frerotte	2005	494	257	2,996	52.0	18	13	71.9
13.	Jay Cutler	2017	429	266	2,666	62.0	19	14	80.8
14.	Earl Morrall	1972-76	284	153	2,335	53.9	17	17	76.2
15.	Joey Harrington	2006	388	223	2,236	57.5	12	15	68.2
16.	Cleo Lemon	2005-07	377	211	2,185	56.0	8	7	72.2
17.	A.J. Feeley	2004-05	356	191	1,893	53.7	11	15	61.7
18.	Scott Mitchell	1990-93	241	135	1,805	56.0	12	9	81.0
19.	Rick Norton	1966-69	377	156	1,751	41.4	6	30	28.1
20.	Damon Huard	1997-00	288	170	1,691	59.0	9	8	74.6
21.	Steve DeBerg	1993	188	113	1,521	60.1	6	7	81.0
22.	Jacoby Brissett	2021	225	141	1,283	62.7	5	4	78.1
23.	Brock Osweiler	2018	178	113	1,247	63.5	6	4	86.0
24.	Ray Lucas	2001-02	163	94	1,090	57.7	4	6	70.8
25.	Dick Wood	1966	230	83	993	36.1	4	14	30.6
26.	Trent Green	2007	141	85	987	60.3	5	7	72.6
	Bernie Kosar	1994-96	152	105	987	69.1	5	6	81.2
28.	Craig Erickson	1996-98	127	68	945	53.5	4	3	78.4
29.	Daunte Culpepper	2006	134	81	929	60.4	2	3	77.0
30.	John Stofa	1966-67, 1969-70	135	61	862	45.2	7	6	65.1
31.	Tyler Huntley	2024	133	86	829	64.7	3	3	80.1
32.	Brian Griese	2003	130	74	813	56.9	5	6	69.2
33.	Sage Rosenfels	2002-05	109	54	776	49.5	6	6	68.4
34.	George Wilson, Jr.	1966	112	46	764	41.1	5	10	42.4
35.	Skylar Thompson	2022-24	138	81	721	58.7	1	3	66.1
36.	Teddy Bridgewater	2022	79	49	683	62.0	4	4	85.6
37.	Kyle Mackey	1987	109	57	604	52.3	3	5	58.8
38.	Josh Rosen	2019	109	58	567	53.2	1	5	52.0
39.	John Beck	2007-08	107	60	559	56.1	1	3	62.0



ALL-TIME LEADERS

PASSING									
	PLAYER	YEARS	ATT.	COMP.	YDS.	PCT.	TD	INT	RATE
40.	Tyler Thigpen	2009-10	70	37	518	52.9	3	4	67.4
41.	Quinn Ewers	2025	60	39	485	8.1	2	2	87.2
42.	Scott Secules	1989-92	70	33	393	47.1	2	5	44.5
43.	David Fales	2017	43	29	265	67.4	1	1	82.0
44.	Jim Del Gaizo	1972, 1975	9	5	165	55.6	2	1	100.5
45.	George Mira	1971	30	11	159	36.7	1	1	51.9
46.	Tim Boyle	2024	26	15	153	57.7	0	0	74.7
47.	Ron Jaworski	1987-88	14	9	123	64.3	1	0	116.1
48.	Guy Benjamin	1978-79	12	9	119	75.0	1	1	99.0
49.	Kim Hammond	1968	26	13	116	50.0	0	2	30.3
50.	Jim Jensen	1981-92	7	4	102	57.1	2	0	141.4
51.	Mike White	2023	6	5	74	83.3	1	1	118.1
52.	Marlin Briscoe	1972-74	4	3	72	75.0	0	0	116.7
	Albert Wilson	2018-19, 21	4	2	72	50.0	1	0	135.4
54.	Larry Seiple	1967-77	3	3	69	100.0	0	0	118.8
55.	Ronnie Brown	2005-10	12	4	63	33.3	2	0	91.3
56.	Tony Nathan	1979-87	8	4	61	50.0	1	0	115.1
57.	JP Losman	2011	10	6	60	60.0	0	0	77.1
58.	Marty Booker	2004-07	3	1	48	33.3	0	0	81.9
	Mark Clayton	1983-92	2	1	48	50.0	1	1	95.8
60.	Doug Pederson	1993	8	4	41	50.0	0	0	65.1
61.	Jim Kiick	1968-74	3	2	38	66.7	0	0	109.7
62.	Lynn Bowden Jr.	2020	2	1	32	50.0	0	0	95.8
	Zach Wilson	2025	9	6	32	66.7	0	0	72.5
64.	Terry Kirby	1993-95	1	1	31	100.0	1	0	158.3
	Nat Moore	1974-86	2	1	31	50.0	0	0	95.8
66.	Danny Amendola	2018	1	1	28	100.0	1	0	158.3
67.	Jack Clancy	1967-69	1	1	17	100.0	0	0	118.8
68.	Eddie Hill	1981-84	2	1	14	50.0	0	0	72.9
69.	Keith Byars	1993-96	2	1	11	50.0	1	0	106.3
	Archie Roberts	1967	10	5	11	50.0	0	1	16.7
71.	Jarvis Landry	2014-17	3	1	9	33.3	0	0	42.4
72.	Scott Stankavage	1987	7	4	8	57.1	0	1	22.6
	Jaylen Waddle	2021-25	1	1	8	100.0	0	0	100.0
74.	Troy Stradford	1987-90	2	1	6	50.0	0	0	56.3
75.	Kenny Stills	2015-18	1	1	3	100.0	1	0	118.8
76.	Matt Haack	2017-20	3	1	1	33.3	1	1	42.4
77.	Brandon Fields	2007-14	1	0	0	0.0	0	0	39.6
	Mike Gesicki	2018-22	1	0	0	0.0	0	0	39.6
	MarQueis Gray	2016-17	1	0	0	0.0	0	0	39.6
	Bruce Hardy	1978-89	1	0	0	0.0	0	0	39.6
	Booth Lusteg	1967	1	0	0	0.0	0	0	39.6
	Brandon Marshall	2010-11	1	0	0	0.0	0	0	39.6
	Tony Martin	1989-93, 99-00	1	0	0	0.0	0	0	39.6
	Dan McGwire	1995	1	0	0	0.0	0	0	39.6
	Lamar Smith	2000-01	1	0	0	0.0	0	0	39.6
	Freddie Solomon	1975-77	1	0	0	0.0	0	0	39.6
	Mike Wallace	2013-14	1	0	0	0.0	0	0	39.6
	Pat White	2009	5	0	0	0.0	0	0	39.6
	Delvin Williams	1978-80	3	0	0	0.0	0	0	39.6
	Ricky Williams	2002-03, 2005, 2007-10	1	0	0	0.0	0	1	0.0
	Scott Zolak	1999	4	0	0	0.0	0	0	39.6

RECEPTIONS									
	PLAYER	YEARS	NO.	YDS.	AVG.	LG	TD		
1.	Mark Clayton	1983-92	550	8,643	15.7	78t	81		
2.	Mark Duper	1982-92	511	8,869	17.4	85t	59		
3.	Nat Moore	1974-86	510	7,546	14.8	79t	74		
4.	O.J. McDuffie	1993-01	415	5,074	12.2	61t	29		
5.	Chris Chambers	2001-07	405	5,688	14.0	77t	43		
6.	Jarvis Landry	2014-17	400	4,038	10.1	71	22		
7.	Tony Nathan	1979-87	383	3,592	9.4	73	16		
8.	Jaylen Waddle	2021-25	373	5,039	13.5	84t	26		
9.	Tyreek Hill	2022-25	340	4,733	13.9	80t	27		
10.	DeVante Parker	2015-21	338	4,727	14.0	56t	24		
11.	Davone Bess	2008-12	321	3,447	10.7	41	12		



ALL-TIME LEADERS

RECEPTIONS							
	PLAYER	YEARS	NO.	YDS.	AVG.	LG	TD
12.	Brian Hartline	2009-14	298	4,243	14.2	80t	12
13.	Randy McMichael	2002-06	283	3,096	10.9	46	18
14.	Duriel Harris	1976-83, 1985	269	4,534	16.9	64t	18
15.	Bruce Hardy	1978-89	256	2,455	9.6	31	25
16.	Mike Gesicki	2018-22	231	2,617	11.3	70	18
17.	Jim Jensen	1981-92	229	2,171	9.5	31	19
18.	Oronde Gadsden	1998-03	227	3,252	14.3	62	22
19.	Jim Kiick	1968-74	221	2,210	10.0	53t	3
20.	Howard Twilley	1966-76	212	3,064	14.5	44	23
21.	Tony Martin	1989-93, 1999-00	202	3,152	15.6	80t	14
22.	Irving Fryar	1993-95	199	3,190	16.0	67t	20
23.	Ricky Williams	2002-03, 2005, 2007-10	197	1,431	7.3	59	6
24.	Marty Booker	2004-07	194	2,627	13.5	60t	11
25.	Anthony Fasano	2008-12, 2017	189	2,211	11.7	35t	24
26.	Ronnie Brown	2005-10	184	1,491	8.1	43	2
27.	De'Von Achane	2023-25	172	1,277	7.4	39	13
28.	Brandon Marshall	2010-11	167	2,228	13.3	65t	9
29.	Keith Byars	1993-96	166	1,433	8.6	34	10
30.	Kenny Stills	2015-18	164	2,566	15.6	75t	24
31.	Charles Clay	2011-14	161	1,809	11.2	67	14
32.	Troy Stradford	1987-90	159	1,373	8.6	36	2
33.	Paul Warfield	1970-74	156	3,355	21.5	86t	33
34.	Terry Kirby	1993-95	155	1,646	10.6	47	6
35.	Keith Jackson	1992-94	146	1,880	12.9	57t	18
36.	Bernie Parmalee	1992-98	144	1,306	9.1	35	3
37.	Mike Wallace	2013-14	140	1,792	12.8	57	15
	Tony Paige	1990-92	140	1,115	8.0	30	6
39.	Karl Noonan	1966-71	136	1,798	13.2	51t	17
40.	Durham Smythe	2018-24	132	1,228	9.3	26	3
41.	Ted Ginn, Jr.	2007-09	128	1,664	13.0	64	5
42.	Troy Drayton	1996-99	127	1,511	11.9	51	8
43.	Lorenzo Hampton	1985-89	123	954	7.8	39t	6
44.	Jim Mandich	1970-77	121	1,406	11.6	44	23
45.	Ferrell Edmunds	1988-92	117	1,612	13.8	80t	10
	Lamar Miller	2012-15	117	887	7.6	54t	3
47.	Kenyan Drake	2016-19	116	936	8.1	52t	6
48.	Greg Camarillo	2007-09	113	1,325	11.7	64t	4
49.	Joe Rose	1980-85	112	1,493	13.3	50	13
50.	Rob Konrad	1999-04	111	854	7.7	25	6
51.	Norm Bulaich	1975-79	109	752	6.9	59t	6
52.	James McKnight	2001-03	107	1,497	14.0	80t	7
	Rishard Matthews	2012-15	107	1,396	13.0	53t	8
54.	Myles Gaskin	2019-22	101	701	6.9	59t	6
55.	Fred Banks	1987-93	99	1,555	15.7	61	8
56.	Stanley Pritchett	1996-99	98	798	8.1	74t	6
57.	Wes Welker	2004-06	96	1,121	11.7	47	1
58.	Dan Johnson	1983-87	94	1,012	10.8	61t	16
	Albert Wilson	2018-19, 21	94	955	10.2	75t	5
60.	Jimmy Cefalo	1978-84	93	1,739	18.7	69t	13
	Ron Davenport	1985-89	93	801	8.6	29	4
62.	Larry Csonka	1968-74, 1979	91	688	7.6	65	4
	Jakeem Grant Sr.	2016-21	91	1,001	11.0	65t	5
64.	Mark Ingram	1993-94	88	1,213	13.8	77t	12
	Jack Clancy	1967-69	88	1,157	13.1	50	3
	Jonnu Smith	2024	88	884	10.0	57t	8
67.	Damien Williams	2014-17	85	733	8.6	58	6
68.	Lamar Thomas	1996-00	81	1,171	14.5	56t	8
69.	Reggie Bush	2011-12	78	588	7.5	34	3
70.	Karim Abdul-Jabbar	1996-99	77	527	6.8	36t	1
71.	Raheem Mostert	2015, 2022-24	75	538	7.2	25	5
72.	Dion Sims	2013-16	74	699	9.4	38	8
	Gary Davis	1976-79	74	592	8.0	34	1
74.	Larry Seiple	1967-77	73	934	12.8	41t	7
	Doug Moreau	1966-69	73	926	12.7	43	6
76.	Delvin Williams	1978-80	70	574	8.2	42	1
77.	Malik Washington	2024-25	69	534	7.7	28	2
78.	Andre Tillman	1975-78	66	757	11.5	37t	6



ALL-TIME LEADERS

RECEPTIONS							
	PLAYER	YEARS	NO.	YDS.	AVG.	LG	TD
79.	David Martin	2007-08	65	753	11.6	61t	5
80.	Isaiah Ford	2018-21	63	681	10.8	52	2
81.	Freddie Solomon	1975-77	61	973	16.0	58t	5
	Lamar Smith	2000-01	61	435	7.1	65t	4
83.	Brandon Gibson	2013-14	59	621	10.5	46	4
	Danny Amendola	2018	59	575	9.7	39	1
	Tom Vigorito	1981-85	59	439	7.4	31t	2
86.	James Pruitt	1986-88, 1990-91	58	942	16.2	37	8
87.	Marlin Briscoe	1972-74	57	858	15.1	53	7
	Preston Williams	2019-21	56	787	14.1	47	7
89.	Daniel Thomas	2011-14	55	412	7.5	32	3
90.	Jerris McPhail	1996-97	54	544	10.1	52	1
	Bobby Humphrey	1992	54	507	9.4	26	1
92.	Fred Barnett	1996-97	53	728	13.7	66	4
	Derek Hagan	2006-08	53	645	12.2	24	3
94.	Sammy Morris	2004-06	51	340	6.7	44	0
95.	Travis Minor	2001-06	50	353	7.1	29	1
96.	Derrius Thompson	2003-04	49	718	14.7	36	4
	Marv Fleming	1970-74	48	523	10.9	36	4
	Jay Ajayi	2015-17	48	308	6.4	20	0
99.	Alec Ingold	2022-25	46	369	8.0	25	1
	Mercury Morris	1969-75	46	491	10.7	50	1
101.	Justin Peelle	2006-07	45	344	7.6	35	3
102.	Eric Green	1995	43	499	11.6	31t	3
	Jordan Cameron	2015-16	43	446	10.4	29	4
104.	Stan Mitchell	1966-70	42	533	12.7	48	5
105.	Julius Thomas	2017	41	388	9.5	27	3
106.	Joe Auer	1966-67	40	481	12.0	68t	6
	Dedric Ward	2001-02	40	381	9.5	22	0
	Salvon Ahmed	2020-23	40	274	6.9	20	1
109.	Cedrick Wilson Jr.	2022-23, 2025	39	476	12.2	31t	3
	Ed Perry	1997-04	39	308	7.9	46	2
	Woody Bennett	1980-89	39	295	7.6	27	3
112.	Gary Clark	1995	37	525	14.2	42t	2
	Mark Higgs	1990-94	37	294	7.9	21	0
114.	Charles Jordan	1996-98	36	640	17.8	44t	3
	Patrick Laird	2019-21	36	289	8.0	21	0
116.	Leslie Shepherd	2000	35	446	12.7	46t	4
117.	Jed Weaver	2000-02	34	469	13.8	41	5
118.	Randal Hill	1991, 1995-96	33	669	20.3	61	4
119.	Allen Hurns	2019	32	416	13.0	27	2
	Patrick Cobbbs	2006-10	32	409	12.8	80t	4
	Sammie Smith	1989-91	32	310	9.7	53t	1
	Aaron Craver	1991-94	32	304	9.5	28	0
	Julian Hill	2023-25	32	280	8.8	20	0
	Leroy Harris	1977-78	32	240	7.5	57	0
	James Saxon	1992-94	32	192	6.0	25	0
126.	Nick Giaquinto	1980-81	31	230	7.4	25	2
127.	Trent Sherfield	2022	30	417	13.9	75t	2
	Mack Hollins	2019-21	30	399	13.3	65t	5
	Greg Baty	1990-94	30	377	12.6	32	4
130.	Jeff Wilson Jr.	2022-25	29	198	6.8	14	1
	J.J. Johnson	1999-01	29	182	6.3	17	0
	Lousaka Polite	2008-10	29	136	4.7	14	0
133.	Lorenzo Booker	2007	28	237	8.5	22	0
	Lynn Bowden Jr.	2020	28	211	7.5	22	0
135.	Andre Brown	1989-90	27	459	17.0	48t	5
	Dave Kocourek	1966	27	320	11.9	43	2
	Braxton Berrios	2023-24	27	238	8.8	22	1
	Jesse Chatman	2005, 2007	27	161	6.0	22	0
139.	Bo Roberson	1966	26	519	20.0	80t	2
	Lex Hilliard	2009-11	26	210	8.1	18	2
141.	Frank Jackson	1966-67	25	439	17.6	48	3
	Don Nottingham	1973-77	25	213	8.5	29	0
	River Cracraft	2022-24	25	289	11.6	24	3
	Ronnie Lee	1979-82, 1984-89	25	167	6.7	41	3
145.	Darren Waller	2025	24	283	11.8	34	6



ALL-TIME LEADERS

RECEPTIONS							
	PLAYER	YEARS	NO.	YDS.	AVG.	LG	TD
	Adam Shaheen	2020-21	24	260	10.8	43	3
	Irving Spikes	1994-97	24	185	7.7	24	2
148.	Greg Dulcich	2025	23	304	13.2	29	1
	Kalen Ballage	2018-19	23	119	5.2	31	0
150.	Gene Milton	1968-69	21	322	15.3	49	1
	Mike Williams	1992-95	21	292	13.9	29	0
	Scott Miller	1991-96	21	274	13.0	27	1
	Joey Haynos	2008-09	21	184	8.8	21	3
154.	Bryan Gilmore	2004-05	20	311	15.6	44t	2
	Donald Lee	2003-04	20	220	11.0	25	2
156.	Scott Schwedes	1987-90	19	370	19.5	65t	2
	Brett Perriman	1997	19	309	16.3	26	1
	Greg Jennings	2015	19	208	10.9	31	1
159.	Otto Stowe	1971-72	18	344	19.1	49	3
	Marlon Moore	2010-13	18	300	16.7	57t	2
	Yatil Green	1997-99	18	234	13.0	27	0
	Autry Denson	1999-00	18	133	7.4	28	0
	Robert Edwards	2002	18	126	7.0	14	1
	Hunter Goodwin	1999-01	18	118	6.6	14	1
	Eddie Hill	1981-84	18	106	5.9	16	1
166.	Benny Malone	1974-78	17	234	13.8	43	0
167.	Thurman Thomas	2000	16	117	7.3	15	1
	Abner Haynes	1967	16	100	6.3	22	0
169.	MarQueis Gray	2016-17	15	184	12.3	53	0
	Mark Walton	2019	15	89	5.9	18	0
171.	Tom Brown	1987-89	14	123	8.8	23	0
172.	Billy Joe	1966	13	116	8.9	67	1
	Cookie Gilchrist	1966	13	110	8.5	22	1
	Lamar Gordon	2004	13	74	5.7	25	0
	Terry Robiskie	1980-81	13	60	4.6	15	0
176.	Leonte Carroo	2016-18	12	192	16.0	74t	2
	Frank Gore	2018	12	124	10.3	24	1
	Nick O'Leary	2018-19	12	123	10.3	19	1
	John Tagliaferri	1987	12	117	9.8	27	0
	Tanner Conner	2022-25	12	107	8.9	28	0
	Marc Logan	1989-91	12	88	7.3	12	0
	Obafemi Ayanbadejo	2003	12	53	4.4	12	0
183.	Jack Harper	1967-68	11	212	19.3	40	3
	John Roderick	1966-67	11	156	14.2	64	1
	Jim Cox	1968	11	147	13.4	30	0
	Nick Westbrook-Ikhine	2025	11	89	8.1	18	0
	Jovorskie Lane	2012	11	79	7.2	24	1
	Joe Carter	1984-86	11	66	6.0	15	0
189.	Preston Carpenter	1966	10	127	12.7	42	0
	Chase Edmonds	2022	10	96	9.6	15	1
	Steve Howell	1979-81	10	70	7.0	13	0
	Sam Price	1966-68	10	70	7.0	27	1
	John Avery	1998-99	10	67	6.7	19t	1
194.	Nate Jacquet	1998-99	9	140	15.6	29	0
	Marcus Thigpen	2012-13	9	112	12.4	50	1
	Matt Breida	2020	9	96	10.7	31	0
	Leland Douglas	1987	9	92	10.2	17	1
	Malcolm Perry	2020	9	92	10.2	25t	1
	Odell Beckham Jr.	2024	9	55	6.1	11	0
200.	Jeff Ogden	2000-01	8	97	12.1	18	1
	Cris Carter	2002	8	66	8.3	15	1
	Lawrence Sampleton	1987	8	64	8.0	19	0
	David Overstreet	1983	8	55	6.9	20	2
	Lorenzo Diamond	2005	8	54	6.8	18	0
	Rick Casares	1966	8	45	5.6	20	1
206.	Bert Emanuel	2000	7	132	18.9	53t	1
	Eddie Chavis	1987	7	108	15.4	27	0
	Dee Eskridge	2024-25	7	106	15.1	40	0
	Loaird McCreary	1976-78	7	88	12.6	30	3
	Brian Manning	1997	7	85	12.1	21	0
	Bill Cronin	1966	7	83	11.9	21	1
	Michael Egnew	2012-13	7	69	9.9	14	0



ALL-TIME LEADERS

RECEPTIONS								
	PLAYER	YEARS	NO.	YDS.	AVG.	LG	TD	
215.	Willie Richardson	1970	7	67	9.6	27	1	
	Dominique Jones	2016	7	61	8.7	24	1	
	Vince Heflin	1982-85	6	98	16.3	46t	1	
	Ollie Gordon II	2025	6	30	5.0	20t	1	
	Arian Foster	2016	6	78	13.0	50	0	
	Jonas Gray	2015	6	72	12.0	25	0	
	Armon Binns	2012-13	6	67	11.2	21	0	
	Roberto Wallace	2010-11	6	62	10.3	19	0	
	Brice Butler	2018	6	60	10.0	23t	1	
	Stan Winfrey	1975-77	6	55	9.2	16	1	
	David Lewis	1987	6	53	8.8	22	1	
	Hubert Ginn	1970-75	6	47	7.8	23	0	
	Cecil Collins	1999	6	32	5.3	12	0	
	Mark Konecny	1987	6	26	4.3	10	0	
	Andra Franklin	1981-84	6	15	2.5	6	1	
229.	Jaylen Wright	2024-25	6	35	5.8	18	0	
	Robbie Chosen	2023-24	5	131	26.2	68t	1	
	Damon Reilly	1987	5	70	14.0	20	0	
	A.J. Derby	2017-18	5	68	13.6	19t	1	
	Ronnie Williams	1993-95	5	54	10.8	17	0	
234.	Jake Stoneburner	2015	5	47	9.4	13	2	
	Mel Baker	1974	4	121	30.3	46t	2	
	Elmer Bailey	1980-81	4	105	26.3	39	0	
	David Boston	2004-05	4	80	20.0	54	0	
	Jabar Gaffney	2012	4	68	17.0	30	0	
	Clive Walford	2019	4	57	14.3	19	0	
	Brett Carolan	1996	4	48	12.0	21	1	
	Jim Braxton	1978	4	47	11.8	19	0	
	Samkon Gado	2007	4	47	11.8	35	0	
	Duke Johnson	2021	4	41	10.3	20	0	
	Tom Boutwell	1969	4	29	7.3	12	0	
	DeAndre Washington	2020	4	28	7.0	10	0	
	Chase Claypool	2023	4	26	6.5	15	0	
	William Fuller V	2021	4	26	6.5	10	0	
	Garrett Limbrick	1990	4	23	5.8	9	0	
	Heath Evans	2005	4	17	4.3	5	0	
	Jamar Martin	2004	4	15	3.8	7	0	
	251.	Charles Leigh	1971-74	4	9	2.3	7	0
		Theo Wease Jr.	2025	3	95	31.7	63t	1
		Robert Clark	1992	3	59	19.7	45	0
		Gene Mingo	1966-67	3	40	13.3	9	0
		Bill Darnall	1968-69	3	38	12.7	13	0
		Orleans Darkwa	2014	3	31	10.3	17	0
Kory Sperry		2009	3	31	10.3	13	1	
Brandon London		2008	3	30	10.0	14	0	
Roosevelt Potts		1997	3	27	9.0	13	0	
De'Veon Smith		2017	3	27	9.0	13	0	
Ernest Wilford		2008	3	25	8.3	15	0	
Darian Barnes		2005-06	3	22	7.3	13	0	
Gator Hoskins		2014	3	21	7.0	14	0	
Brandon Bolden		2018	3	13	4.3	9	1	
Anthony Armstrong		2012	3	12	4.0	7	0	
Leonard Henry		2002-04	3	12	4.0	7	0	
Malcolm Brown		2021	3	10	3.3	7	0	
Robert Wilson		1994-96	3	8	2.7	3t	1	
Ryan Tannehill		2012-18	3	8	2.7	9	1	
269.		Kendall Newson	2003-05	2	55	27.5	37	0
		Ron Sellers	1973	2	54	27.0	42	0
	Mike Caterbone	1987	2	46	23.0	30	0	
	Mickey Shuler	2010	2	44	22.0	28	0	
	Desmond Clark	2002	2	42	21.0	26	0	
	Jim Mertens	1969	2	26	13.0	15	0	
	Jimmy Hines	1969	2	23	11.5	22	0	
	Rich Diana	1982	2	21	10.5	13	0	
	David Woodley	1980-83	2	21	10.5	15t	1	
	Antonio Callaway	2020	2	20	10.0	13	0	
	Cleveland Gary	1994	2	19	9.5	11	0	



ALL-TIME LEADERS

RECEPTIONS						
PLAYER	YEARS	NO.	YDS.	AVG.	LG	TD
Clyde Gates	2011	2	19	9.5	11	0
Kevin McKenzie	1999	2	18	9.0	13	0
Charles Henry	1991	2	17	8.5	9	0
Braylon Sanders	2022	2	17	8.5	13	0
Cethan Carter	2021-22	2	16	8.0	8	0
Brian Kinchen	1988-90	2	15	7.5	12	0
Deon Dyer	2000-02	2	14	7.0	13	0
Cliff Russell	2005-06	2	14	7.0	9	0
Willie Smith	1987	2	13	6.5	8	1
Grant DuBose	2024	2	11	5.5	13	0
Chandler Cox	2019-20	2	9	4.5	6	0
Ronald Scott	1987	2	7	3.5	5	0
Reagan Mauia	2007	2	5	2.5	5	0
Casey Cramer	2008	2	3	1.5	2t	1
Christian Wilkins	2019-23	2	2	2.0	1t	2
Bob Torrey	1979	2	3	1.5	8	0
Barry Pryor	1969-70	2	-3	-1.5	0	0
Steve Slaton	2011	2	-3	-1.5	-1	0
298. Bo Rather	1973, 1978	1	39	39.0	39	0
Wes Matthews	1966	1	20	20.0	20	0
Tom Beier	1967, 1969	1	19	19.0	19	0
Legedu Naanee	2012	1	19	19.0	19	0
Robert Baker	1999-02	1	17	17.0	17	0
Damian Williams	2014	1	14	14.0	14	0
Kirk Merritt	2021	1	13	13.0	13	0
Mike Holmes	1976	1	11	11.0	11	0
Ricky Isom	1987	1	11	11.0	11	0
Tahj Washington	2025	1	11	11.0	11	0
Keith Sims	1990-97	1	9	9.0	9	0
Dick Anderson	1968-77	1	8	8.0	8	0
Ronald Bellamy	2004	1	8	8.0	8	0
Nuu Faaola	1989	1	8	8.0	8	0
Vick King	2004	1	8	8.0	8	0
Jeron Mastrud	2011-12	1	8	8.0	8	0
Knowshon Moreno	2014	1	8	8.0	8	0
Hunter Long	2021-22	1	8	8.0	8	0
Phillip Lindsay	2021	1	8	8.0	8	0
Vern Den Herder	1971-82	1	7	7.0	7t	1
Aaron Halterman	2007	1	7	7.0	7	0
Tommylee Lewis	2021	1	7	7.0	7	0
Kevin Curtis	2010	1	6	6.0	6	0
Lawrence Phillips	1997	1	6	6.0	6	0
Isaiah Pead	2016	1	6	6.0	6	0
George Farmer	1987	1	5	5.0	5	0
George Chesser	1966-67	1	4	4.0	4	0
Dewayne Dotson	1994-95, 1997	1	4	4.0	4	0
Doug Easlick	2004	1	4	4.0	4	0
Erik Ezukanma	2022-24	1	3	3.0	3	0
Senorise Perry	2017-18	1	3	3.0	3	0
Alex Holmes	2005	1	2	2.0	2	0
Frank Wainright	1995-98	1	2	2.0	2t	1
Will Heller	2005	1	1	1.0	1t	1
Ron Moore	1998	1	1	1.0	1	0
Jason Sanders	2018-24	1	1	1.0	1t	1
Michael Deiter	2019-22	1	0	0.0	0	0
Ryan Fitzpatrick	2019-20	1	0	0.0	0	0
Damon Huard	1997-00	1	0	0.0	0	0
Jordan Howard	2020	1	-3	-3.0	-3	0
Quinn Ewers	2025	1	-6	-6.0	-6	0
Dan Marino	1983-99	1	-6	-6.0	-6	0
340. Lee Suggs	2006	0	13	-	13	0
Rex Hadnot	2004-07	0	-2	-	-2	0
Samson Satele	2007-08, 2014	0	-3	-	-3	0

RECEIVING YARDS						
PLAYER	YEARS	NO.	YDS.	AVG.	LG	TD
1. Mark Duper	1982-92	511	8,869	17.4	85t	59



ALL-TIME LEADERS

RECEIVING YARDS						
PLAYER	YEARS	NO.	YDS.	AVG.	LG	TD
2. Mark Clayton	1983-92	550	8,643	15.7	78t	81
3. Nat Moore	1974-86	510	7,546	14.8	79t	74
4. Chris Chambers	2001-07	405	5,688	14.0	77t	43
5. O.J. McDuffie	1993-01	415	5,074	12.2	61t	29
6. Jaylen Waddle	2021-25	373	5,039	13.5	84t	26
7. Tyreek Hill	2022-25	340	4,733	13.9	80t	27
8. DeVante Parker	2015-21	338	4,727	14.0	56t	24
9. Duriel Harris	1976-83, 1985	269	4,534	16.9	64t	18
10. Brian Hartline	2009-14	298	4,243	14.2	80t	12
11. Jarvis Landry	2014-17	400	4,038	10.1	71	22
12. Tony Nathan	1979-87	383	3,592	9.4	73	16
13. Davone Bess	2008-12	321	3,447	10.7	41	12
14. Paul Warfield	1970-74	156	3,355	21.5	86t	33
15. Oronde Gadsden	1998-03	227	3,252	14.3	62	22
16. Irving Fryar	1993-95	199	3,190	16.0	67t	20
17. Tony Martin	1989-93, 1999-00	202	3,152	15.6	80t	14
18. Randy McMichael	2002-06	283	3,096	10.9	46	18
19. Howard Twilley	1966-76	212	3,064	14.5	44	23
20. Marty Booker	2004-07	194	2,627	13.5	60t	11
21. Mike Gesicki	2018-22	231	2,617	11.3	70	18
22. Kenny Stills	2015-18	164	2,566	15.6	75t	24
23. Bruce Hardy	1978-89	256	2,455	9.6	31	25
24. Brandon Marshall	2010-11	167	2,228	13.3	65t	9
25. Anthony Fasano	2008-12, 2017	189	2,211	11.7	35t	24
26. Jim Kiick	1968-74	221	2,210	10.0	53t	3
27. Jim Jensen	1981-92	229	2,171	9.5	31	19
28. Keith Jackson	1992-94	146	1,880	12.9	57t	18
29. Charles Clay	2011-14	161	1,809	11.2	67	14
30. Karl Noonan	1966-71	136	1,798	13.2	51t	17
31. Mike Wallace	2013-14	140	1,792	12.8	57	15
32. Jimmy Cefalo	1978-84	93	1,739	18.7	69t	13
33. Ted Ginn, Jr.	2007-09	128	1,664	13.0	64	5
34. Terry Kirby	1993-95	155	1,646	10.6	47	6
35. Ferrell Edmunds	1988-92	117	1,612	13.8	80t	10
36. Fred Banks	1987-93	99	1,555	15.7	61	8
37. Troy Drayton	1996-99	127	1,511	11.9	51	8
38. James McKnight	2001-03	107	1,497	14.0	80t	7
39. Joe Rose	1980-85	112	1,493	13.3	50	13
40. Ronnie Brown	2005-10	184	1,491	8.1	43	2
41. Keith Byars	1993-96	166	1,433	8.6	34	10
42. Ricky Williams	2002-03, 2005, 2007-10	197	1,431	7.3	59	6
43. Jim Mandich	1970-77	121	1,406	11.6	44	23
44. Rishard Matthews	2012-15	107	1,396	13.0	53t	8
45. Troy Stradford	1987-90	159	1,373	8.6	36	2
46. Greg Camarillo	2007-09	113	1,325	11.7	64t	4
47. Bernie Parmalee	1992-98	144	1,306	9.1	35	3
48. De'Von Achane	2023-25	172	1,277	7.4	39	13
49. Durham Smythe	2018-24	132	1,228	9.3	26	3
50. Mark Ingram	1993-94	88	1,213	13.8	77t	12
51. Lamar Thomas	1996-00	81	1,171	14.5	56t	8
52. Jack Clancy	1967-69	88	1,157	13.1	50	3
53. Wes Welker	2004-06	96	1,121	11.7	47	1
54. Tony Paige	1990-92	140	1,115	8.0	30	6
55. Dan Johnson	1983-87	94	1,012	10.8	61t	16
56. Jakeem Grant Sr.	2016-21	91	1,001	11.0	65t	5
57. Freddie Solomon	1975-77	61	973	16.0	58t	5
58. Albert Wilson	2018-19, 21	94	955	10.2	75t	5
59. Lorenzo Hampton	1985-89	123	954	7.8	39t	6
60. James Pruitt	1986-88, 1990-91	58	942	16.2	37	8
61. Kenyan Drake	2016-19	116	936	8.1	52t	6
62. Larry Seiple	1967-77	73	934	12.8	41t	7
63. Doug Moreau	1966-69	73	926	12.7	43	6
64. Lamar Miller	2012-15	117	887	7.6	54t	3
65. Jonnu Smith	2024	88	884	10.0	57t	8
66. Marlin Briscoe	1972-74	57	858	15.1	53	7
67. Rob Konrad	1999-04	111	854	7.7	25	6
68. Ron Davenport	1985-89	93	801	8.6	29	4
69. Stanley Pritchett	1996-99	98	798	8.1	74t	6



ALL-TIME LEADERS

RECEIVING YARDS							
	PLAYER	YEARS	NO.	YDS.	AVG.	LG	TD
70.	Preston Williams	2019-21	56	787	14.1	47	7
71.	Andre Tillman	1975-78	66	757	11.5	37t	6
72.	David Martin	2007-08	65	753	11.6	61t	5
73.	Norm Bulaich	1975-79	109	752	6.9	59t	6
74.	Damien Williams	2014-17	85	733	8.6	58	6
75.	Fred Barnett	1996-97	53	728	13.7	66	4
76.	Derrius Thompson	2003-04	49	718	14.7	36	4
77.	Myles Gaskin	2019-22	101	701	6.9	59t	6
78.	Dion Sims	2013-16	74	699	9.4	38	8
79.	Larry Csonka	1968-74, 1979	91	688	7.6	65	4
80.	Isaiah Ford	2018-21	63	681	10.8	52	2
81.	Randal Hill	1991, 1995-96	33	669	20.3	61	4
82.	Derek Hagan	2006-08	53	645	12.2	24	3
83.	Charles Jordan	1996-98	36	640	17.8	44t	3
84.	Brandon Gibson	2013-14	59	621	10.5	46	4
85.	Gary Davis	1976-79	74	592	8.0	34	1
86.	Reggie Bush	2011-12	78	588	7.5	34	3
87.	Danny Amendola	2018	59	575	9.7	39	1
88.	Delvin Williams	1978-80	70	574	8.2	42	1
89.	Jerris McPhail	1996-97	54	544	10.1	52	1
90.	Raheem Mostert	2015, 2022-24	75	538	7.2	25	5
91.	Malik Washington	2024-25	69	534	7.7	28	2
92.	Stan Mitchell	1966-70	42	533	12.7	48	5
93.	Karim Abdul-Jabbar	1996-99	77	527	6.8	36t	1
94.	Gary Clark	1995	37	525	14.2	42t	2
95.	Marv Fleming	1970-74	48	523	10.9	36	4
96.	Bo Roberson	1966	26	519	20.0	80t	2
97.	Bobby Humphrey	1992	54	507	9.4	26	1
98.	Eric Green	1995	43	499	11.6	31t	3
99.	Mercury Morris	1969-75	46	491	10.7	50	1
100.	Joe Auer	1966-67	40	481	12.0	68t	6
101.	Cedrick Wilson Jr.	2022-23, 2025	39	476	12.2	31t	3
102.	Jed Weaver	2000-02	34	469	13.8	41	5
103.	Andre Brown	1989-90	27	459	17.0	48t	5
104.	Jordan Cameron	2015-16	43	446	10.4	29	4
	Leslie Shepherd	2000	35	446	12.7	46t	4
106.	Tom Vigorito	1981-85	59	439	7.4	31t	2
	Frank Jackson	1966-67	25	439	17.6	48	3
108.	Lamar Smith	2000-01	61	435	7.1	65t	4
109.	Trent Sherfield	2022	30	417	13.9	75t	2
110.	Allen Hurns	2019	32	416	13.0	27	2
111.	Daniel Thomas	2011-14	55	412	7.5	32	3
112.	Patrick Cobbs	2006-10	32	409	12.8	80t	4
113.	Mack Hollins	2019-21	30	399	13.3	65t	5
114.	Julius Thomas	2017	41	388	9.5	27	3
115.	Dedric Ward	2001-02	40	381	9.5	22	0
116.	Greg Baty	1990-94	30	377	12.6	32	4
117.	Scott Schwedes	1987-90	19	370	19.5	65t	2
118.	Alec Ingold	2022-25	46	369	8.0	25	1
119.	Travis Minor	2001-06	50	353	7.1	29	1
120.	Justin Peelle	2006-07	45	344	7.6	35	3
	Otto Stowe	1971-72	18	344	19.1	49	3
122.	Sammy Morris	2004-06	51	340	6.7	44	0
123.	Gene Milton	1968-69	21	322	15.3	49	1
124.	Dave Kocourek	1966	27	320	11.9	43	2
125.	Bryan Gilmore	2004-05	20	311	15.6	44t	2
126.	Sammie Smith	1989-91	32	310	9.7	53t	1
127.	Brett Perriman	1997	19	309	16.3	26	1
128.	Jay Ajayi	2015-17	48	308	6.4	20	0
	Ed Perry	1997-04	39	308	7.9	46	2
130.	Aaron Craver	1991-94	32	304	9.5	28	0
	Greg Dulcich	2025	23	204	13.2	29	1
132.	Marlon Moore	2010-13	18	300	16.7	57t	2
133.	Woody Bennett	1980-89	39	295	7.6	27	3
134.	Mark Higgs	1990-94	37	294	7.9	21	0
135.	Mike Williams	1992-95	21	292	13.9	29	0
136.	Patrick Laird	2019-21	36	289	8.0	21	0



ALL-TIME LEADERS

RECEIVING YARDS							
	PLAYER	YEARS	NO.	YDS.	AVG.	LG	TD
	River Cracraft	2022-24	25	289	11.6	24	3
138.	Darren Waller	2025	24	283	11.8	34	6
139.	Julian Hill	2023-25	32	280	8.8	20	0
139.	Salvon Ahmed	2020-23	40	274	6.9	20	1
	Scott Miller	1991-96	21	274	13.0	27	1
142.	Adam Shaheen	2020-21	24	260	10.8	43	3
143.	Leroy Harris	1977-78	32	240	7.5	57	0
144.	Braxton Berrios	2023-24	27	238	8.8	22	1
145.	Lorenzo Booker	2007	28	237	8.5	22	0
	Yatil Green	1997-99	18	234	13.0	27	0
147.	Benny Malone	1974-78	17	234	13.8	43	0
148.	Nick Giaquinto	1980-81	31	230	7.4	25	2
149.	Don Nottingham	1973-77	25	213	8.5	29	0
150.	Jack Harper	1967-68	11	212	19.3	40	3
151.	Lynn Bowden Jr.	2020	28	211	7.5	22	0
152.	Donald Lee	2003-04	20	220	11.0	25	2
153.	Lex Hilliard	2009-11	26	210	8.1	18	2
154.	Greg Jennings	2015	19	208	10.9	31	1
155.	Jeff Wilson Jr.	2022-25	29	198	6.8	14	1
156.	James Saxon	1992-94	32	192	6.0	25	0
	Leonte Carroo	2016-18	12	192	16.0	74t	2
158.	Irving Spikes	1994-97	24	185	7.7	24	2
159.	Joey Haynos	2008-09	21	184	8.8	21	8
	MarQueis Gray	2016-17	15	184	12.3	53	0
161.	J.J. Johnson	1999-01	29	182	6.3	17	0
162.	Ronnie Lee	1979-82, 1984-89	25	167	6.7	41	3
163.	Jesse Chatman	2005, 2007	27	161	6.0	22	0
164.	John Roderick	1966-67	11	156	14.2	64	1
165.	Jim Cox	1968	11	147	13.4	30	0
166.	Nate Jacquet	1998-99	9	140	15.6	29	0
167.	Lousaka Polite	2008-10	29	136	4.7	14	0
168.	Autry Denson	1999-00	18	133	7.4	28	0
169.	Bert Emanuel	2000	7	132	18.9	53t	1
170.	Robbie Chosen	2023-24	5	131	26.2	68t	1
171.	Preston Carpenter	1966	10	127	12.7	42	0
172.	Robert Edwards	2002	18	126	7.0	14	1
173.	Frank Gore	2018	12	124	10.3	24	1
174.	Tom Brown	1987-89	14	123	8.8	23	0
	Nick O'Leary	2018-19	12	123	10.3	19	1
176.	Mel Baker	1974	4	121	30.3	46t	2
177.	Kalen Ballage	2018-19	23	119	5.2	31	0
178.	Hunter Goodwin	1999-01	18	118	6.6	14	1
179.	Thurman Thomas	2000	16	117	7.3	15	1
	John Tagliaferri	1987	12	117	9.8	27	0
181.	Billy Joe	1966	13	116	8.9	67	1
182.	Marcus Thigpen	2012-13	9	112	12.4	50	1
183.	Cookie Gilchrist	1966	13	110	8.5	22	1
184.	Eddie Chavis	1987	7	108	15.4	27	0
185.	Tanner Conner	2022-25	12	107	8.9	28	0
186.	Eddie Hill	1981-84	18	106	5.9	16	1
	Dee Eskridge	2024-25	7	106	15.1	40	0
188.	Elmer Bailey	1980-81	4	105	26.3	39	0
189.	Abner Haynes	1967	16	100	6.3	22	0
190.	Vince Heflin	1982-85	6	98	16.3	46t	1
191.	Jeff Ogden	2000-01	8	97	12.1	18	1
192.	Chase Edmonds	2022	10	96	9.6	15	1
	Matt Breida	2020	9	96	10.7	31	0
194.	Theo Wease Jr.	2025	3	95	31.7	63t	1
195.	Leland Douglas	1987	9	92	10.2	17	1
	Malcolm Perry	2020	9	92	10.2	25t	1
197.	Mark Walton	2019	15	89	5.9	18	0
	Nick Westbrook-Ikhine	2025	11	89	8.1	18	0
199.	Marc Logan	1989-91	12	88	7.3	12	0
	Loaird McCreary	1976-78	7	88	12.6	30	3
201.	Brian Manning	1997	7	85	12.1	21	0
202.	Bill Cronin	1966	7	83	11.9	21	1
203.	David Boston	2004-05	4	80	20.0	54	0



ALL-TIME LEADERS

RECEIVING YARDS							
	PLAYER	YEARS	NO.	YDS.	AVG.	LG	TD
204.	Jovorskie Lane	2012	11	79	7.2	24	1
205.	Arian Foster	2016	6	78	13.0	50	0
206.	Lamar Gordon	2004	13	74	5.7	25	0
207.	Jonas Gray	2015	6	72	12.0	25	0
208.	Steve Howell	1979-81	10	70	7.0	13	0
	Sam Price	1966-68	10	70	7.0	27	1
	Damon Reilly	1987	5	70	14.0	20	0
211.	Michael Egnew	2012-13	7	69	9.9	14	0
212.	A.J. Derby	2017-18	5	68	13.6	19t	1
	Jabar Gaffney	2012	4	68	17.0	30	0
214.	John Avery	1998-99	10	67	6.7	19t	1
	Willie Richardson	1970	7	67	9.6	27	1
	Armon Binns	2012-13	6	67	11.2	21	0
217.	Joe Carter	1984-86	11	66	6.0	15	0
	Cris Carter	2002	8	66	8.3	15	1
219.	Lawrence Sampleton	1987	8	64	8.0	19	0
220.	Roberto Wallace	2010-11	6	62	10.3	19	0
221.	Dominique Jones	2016	7	61	8.7	24	1
222.	Terry Robiskie	1980-81	13	60	4.6	15	0
	Brice Butler	2018	6	60	10.0	23t	1
224.	Robert Clark	1992	3	59	19.7	45	0
225.	Clive Walford	2019	4	57	14.3	19	0
226.	Odell Beckham Jr.	2024	9	55	6.1	11	0
	David Overstreet	1983	8	55	6.9	20	2
	Stan Winfrey	1975-77	6	55	9.2	16	1
	Kendall Newson	2003-05	2	55	27.5	37	0
230.	Lorenzo Diamond	2005	8	54	6.8	18	0
	Ronnie Williams	1993-95	5	54	10.8	17	0
	Ron Sellers	1973	2	54	27.0	42	0
233.	Obafemi Ayanbadejo	2003	12	53	4.4	12	0
	David Lewis	1987	6	53	8.8	22	1
235.	Brett Carolan	1996	4	48	12.0	21	1
236.	Hubert Ginn	1970-75	6	47	7.8	23	0
	Jake Stoneburner	2015	5	47	9.4	13	2
	Jim Braxton	1978	4	47	11.8	19	0
	Samkon Gado	2007	4	47	11.8	35	0
240.	Mike Caterbone	1987	2	46	23.0	30	0
241.	Rick Casares	1966	8	45	5.6	20	1
242.	Mickey Shuler	2010	2	44	22.0	28	0
243.	Desmond Clark	2002	2	42	21.0	26	0
244.	Duke Johnson	2021	4	41	10.3	20	0
245.	Gene Mingo	1966-67	3	40	13.3	9	0
246.	Bo Rather	1973, 1978	1	39	39.0	39	0
247.	Bill Darnall	1968-69	3	38	12.7	13	0
248.	Jaylen Wright	2024-25	6	35	5.8	18	0
249.	Cecil Collins	1999	6	32	5.3	12	0
250.	Orleans Darkwa	2014	3	31	10.3	17	0
	Kory Sperry	2009	3	31	10.3	13	1
252.	Brandon London	2008	3	30	10.0	14	0
	Ollie Gordon II	2025	6	30	5.0	20t	1
254.	Tom Boutwell	1969	4	29	7.3	12	0
255.	DeAndre Washington	2020	4	28	7.0	10	0
256.	Roosevelt Potts	1997	3	27	9.0	13	0
	De'Veon Smith	2017	3	27	9.0	13	0
258.	Mark Konecny	1987	6	26	4.3	10	0
	Chase Claypool	2023	4	26	6.5	15	0
	William Fuller V	2021	4	26	6.5	10	0
	Jim Mertens	1969	2	26	13.0	15	0
262.	Ernest Wilford	2008	3	25	8.3	15	0
263.	Garrett Limbrick	1990	4	23	5.8	9	0
	Jimmy Hines	1969	2	23	11.5	22	0
265.	Darian Barnes	2005-06	3	22	7.3	13	0
266.	Gator Hoskins	2014	3	21	7.0	14	0
	Rich Diana	1982	2	21	10.5	13	0
	David Woodley	1980-83	2	21	10.5	15t	1
269.	Antonio Callaway	2020	2	20	10.0	13	0
	Wes Matthews	1966	1	20	20.0	20	0



ALL-TIME LEADERS

RECEIVING YARDS							
	PLAYER	YEARS	NO.	YDS.	AVG.	LG	TD
271.	Cleveland Gary	1994	2	19	9.5	11	0
	Clyde Gates	2011	2	19	9.5	11	0
	Tom Beier	1967, 1969	1	19	19.0	19	0
	Legedu Naanee	2012	1	19	19.0	19	0
275.	Kevin McKenzie	1999	2	18	9.0	13	0
276.	Heath Evans	2005	4	17	4.3	5	0
	Charles Henry	1991	2	17	8.5	9	0
	Braylon Sanders	2022	2	17	8.5	13	0
	Robert Baker	1999-02	1	17	17.0	17	0
280.	Cethan Carter	2021-22	2	16	8.0	8	0
281.	Andra Franklin	1981-84	6	15	2.5	6	1
	Jamar Martin	2004	4	15	3.8	7	0
	Brian Kinchen	1988-90	2	15	7.5	12	0
284.	Deon Dyer	2000-02	2	14	7.0	13	0
	Cliff Russell	2005-06	2	14	7.0	9	0
	Damian Williams	2014	1	14	14.0	14	0
287.	Brandon Bolden	2018	3	13	4.3	9	1
	Willie Smith	1987	2	13	6.5	8	1
	Kirk Merritt	2021	1	13	13.0	13	0
	Lee Suggs	2006	0	13	–	13	0
291.	Anthony Armstrong	2012	3	12	4.0	7	0
	Leonard Henry	2002-04	3	12	4.0	7	0
293.	Grant DuBose	2024	2	11	5.5	13	0
	Mike Holmes	1976	1	11	11.0	11	0
	Ricky Isom	1987	1	11	11.0	11	0
	Tahj Washington	2025	1	11	11.0	11	0
297.	Malcolm Brown	2021	3	10	3.3	7	0
298.	Charles Leigh	1971-74	4	9	2.3	7	0
	Chandler Cox	2019-20	2	9	4.5	6	0
	Keith Sims	1990-97	1	9	9.0	9	0
301.	Ryan Tannehill	2012-18	3	8	2.7	9	1
	Robert Wilson	1994-96	3	8	2.7	3t	1
	Dick Anderson	1968-77	1	8	8.0	8	0
	Ronald Bellamy	2004	1	8	8.0	8	0
	Nuu Faola	1989	1	8	8.0	8	0
	Vick King	2004	1	8	8.0	8	0
	Jeron Mastrud	2011-12	1	8	8.0	8	0
	Knowshon Moreno	2014	1	8	8.0	8	0
	Hunter Long	2021-22	1	8	8.0	8	0
	Phillip Lindsay	2021	1	8	8.0	8	0
311.	Ronald Scott	1987	2	7	3.5	5	0
	Vern Den Herder	1971-82	1	7	7.0	7t	1
	Aaron Halterman	2007	1	7	7.0	7	0
	Tommylee Lewis	2021	1	7	7.0	7	0
315.	Kevin Curtis	2010	1	6	6.0	6	0
	Lawrence Phillips	1997	1	6	6.0	6	0
	Isaiah Pead	2016	1	6	6.0	6	0
318.	Reagan Mauia	2007	2	5	2.5	5	0
	George Farmer	1987	1	5	5.0	5	0
320.	George Chesser	1966-67	1	4	4.0	4	0
	Dewayne Dotson	1994-95, 1997	1	4	4.0	4	0
	Doug Easlick	2004	1	4	4.0	4	0
323.	Casey Cramer	2008	2	3	1.5	2t	1
	Bob Torrey	1979	2	3	1.5	8	0
	Erik Ezukanma	2022-24	1	3	3.0	3	0
	Senorise Perry	2017-18	1	3	3.0	3	0
327.	Christian Wilkins	2019-23	2	2	2.0	1t	2
	Alex Holmes	2005	1	2	2.0	2	0
	Frank Wainright	1995-98	1	2	2.0	2t	1
330.	Will Heller	2005	1	1	1.0	1t	1
	Ron Moore	1998	1	1	1.0	1	0
	Jason Sanders	2018-24	1	1	1.0	1t	1
333.	Michael Deiter	2019-22	1	0	0.0	0	0
	Ryan Fitzpatrick	2019-20	1	0	0.0	0	0
	Damon Huard	1997-00	1	0	0.0	0	0
336.	Rex Hadnot	2004-07	0	-2	–	-2	0
337.	Barry Pryor	1969-70	2	-3	-1.5	0	0



ALL-TIME LEADERS

RECEIVING YARDS

	PLAYER	YEARS	NO.	YDS.	AVG.	LG	TD
	Steve Slaton	2011	2	-3	-1.5	-1	0
	Jordan Howard	2020	1	-3	-3.0	-3	0
	Samson Satele	2007-08, 2014	0	-3	-	-3	0
341.	Quinn Ewers	2025	1	-6	-6.0	-6	0
	Dan Marino	1983-99	1	-6	-6.0	-6	0

SCORING

	PLAYER	YEARS	TD	TDR	TDP	TDRT	FG	PAT	PTS.
1.	Olindo Mare	1997-06	0	0	0	0	245	313	1048
2.	Garó Yepremian	1970-78	0	0	0	0	165	335	830
3.	Jason Sanders	2018-24	1	0	1	0	187	259	826
4.	Pete Stoyanovich	1989-95	0	0	0	0	176	246	774
5.	Uwe von Schamann	1979-84	0	0	0	0	101	237	540
6.	Dan Carpenter	2008-12	0	0	0	0	127	154	535
7.	Mark Clayton	1983-92	82	0	81	1	0	0	492
8.	Nat Moore	1974-86	75	1	74	0	0	0	450
9.	Mark Duper	1982-92	59	0	59	0	0	0	354
10.	Larry Csonka	1968-74, 1979	57	53	4	0	0	0	342
11.	Ricky Williams	2002-03, 2005, 2007-10	54	48	6	0	0	0	326#
12.	Fuad Reveiz	1985-88	0	0	0	0	53	161	320
13.	Chris Chambers	2001-07	43	0	43	0	0	0	260#
14.	Caleb Sturgis	2013-14	0	0	0	0	55	74	239
15.	Ronnie Brown	2005-10	38	36	2	0	0	0	230#
16.	De'Von Achane	2023-25	35	22	13	0	0	0	210
17.	Karim Abdul-Jabbar	1996-99	34	33	1	0	0	0	204
18.	Mercury Morris	1969-75	33	29	1	3	0	0	198
	Tony Nathan	1979-87	33	16	16	1	0	0	198
	Paul Warfield	1970-74	33	0	33	0	0	0	198
21.	O.J. McDuffie	1993-01	32	0	29	3	0	0	194#
22.	Jim Kiick	1968-74	31	28	3	0	0	0	186
23.	Tyreek Hill	2022-25	29	1	27	1	0	0	174
24.	Lorenzo Hampton	1985-89	28	22	6	0	0	0	168
	Raheem Mostert	2015, 2022-24	28	23	5	0	0	0	168
26.	Jaylen Waddle	2021-25	26	1	26	0	0	0	166##
27.	Andrew Franks	2015-16	0	0	0	0	29	74	161
28.	Bruce Hardy	1978-89	25	0	25	0	0	0	150
	Don Nottingham	1973-77	25	25	0	0	0	0	150
30.	Jarvis Landry	2014-17	24	1	22	1	0	0	148##
31.	Anthony Fasano	2008-12, 2017	24	0	24	0	0	0	146#
	Kenny Stills	2015-18	24	0	24	0	0	0	146#
33.	DeVante Parker	2015-21	24	0	24	0	0	0	144
	Lamar Smith	2000-01	24	20	4	0	0	0	144
35.	Norm Bulaich	1975-79	23	17	6	0	0	0	138
	Andra Franklin	1981-84	23	22	1	0	0	0	138
	Jim Mandich	1970-77	23	0	23	0	0	0	138
	Howard Twilley	1966-76	23	0	23	0	0	0	138
39.	Oronde Gadsden	1998-03	22	0	22	0	0	0	132
	Lamar Miller	2012-15	22	19	3	0	0	0	132
41.	Irving Fryar	1993-95	20	0	20	0	0	0	124##
42.	Randy McMichael	2002-06	19	0	18	1	0	0	116#
	Jim Jensen	1981-92	19	0	19	0	0	0	114
44.	Riley Patterson	2025	0	0	0	0	26	33	111
45.	Mike Gesicki	2018-22	18	0	18	0	0	0	110#
	Keith Jackson	1992-94	18	0	18	0	0	0	110#
	Bernie Parmalee	1992-98	18	15	3	0	0	0	110#
48.	Duriel Harris	1976-83, 1985	18	0	18	0	0	0	108
49.	Ron Davenport	1985-89	17	13	4	0	0	0	102
	Karl Noonan	1966-71	17	0	17	0	0	0	102
51.	Kenyan Drake	2016-19	16	9	6	1	0	0	98#
52.	Keith Byars	1993-96	16	6	10	0	0	0	96
	Dan Johnson	1983-87	16	0	16	0	0	0	96
	Benny Malone	1974-78	16	16	0	0	0	0	96
	Sammie Smith	1989-91	16	15	1	0	0	0	96
56.	Terry Kirby	1993-95	15	9	6	0	0	0	92#
	Reggie Bush	2011-12	15	12	3	0	0	0	90



ALL-TIME LEADERS

SCORING									
	PLAYER	YEARS	TD	TDR	TDP	TDRT	FG	PAT	PTS.
	Charles Clay	2011-14	15	1	14	0	0	0	90
	Mark Higgs	1990-94	15	14	0	1	0	0	90
	Mike Wallace	2013-14	15	0	15	0	0	0	90
61.	Jay Feely	2007	0	0	0	0	21	26	89
	Joe Nedney	1996-97	0	0	0	0	18	35	89
	Cody Parkey	2017	0	0	0	0	21	26	89
64.	Tony Martin	1989-93, 1999-2000	14	0	14	0	0	0	84
	Delvin Williams	1978-80	14	13	1	0	0	0	84
66.	Daniel Thomas	2011-14	13	10	3	0	0	0	80#
67.	Jimmy Cefalo	1978-84	13	0	13	0	0	0	78
	Joe Rose	1980-85	13	0	13	0	0	0	78
	Brian Hartline	2009-14	13	1	12	0	0	0	78
	Myles Gaskin	2019-22	13	7	6	0	0	0	78
71.	Joe Auer	1966-67	12	5	6	1	0	0	72
	Woody Bennett	1980-88	12	9	3	0	0	0	72
	Davone Bess	2008-12	12	0	12	0	0	0	72
	Mark Ingram	1993-94	12	0	12	0	0	0	72
	Troy Stradford	1987-90	12	10	2	0	0	0	72
75.	Marty Booker	2004-07	11	0	11	0	0	0	70##
76.	Karl Kremser	1969-70	0	0	0	0	13	28	67
77.	Jay Fiedler	2000-04	11	11	0	0	0	0	66
	Jakeem Grant Sr.	2016-21	11	1	5	5	0	0	66
79.	Gene Mingo	1966-67	0	0	0	0	11	32	65
81.	Ferrell Edmunds	1988-92	10	0	10	0	0	0	60
	Ted Ginn, Jr.	2007-09	10	2	5	3	0	0	60
	Travis Minor	2001-06	10	8	1	1	0	0	60
	Irving Spikes	1994-97	10	8	2	0	0	0	60
	David Woodley	1980-83	10	9	1	0	0	0	60
86.	Jason Taylor	1997-07, 2009, 2011	9	0	0	9	0	0	58**
87.	Jay Ajayi	2015-17	9	9	0	0	0	0	56#
88.	Pete Johnson	1984	9	9	0	0	0	0	54
	Dan Marino	1983-99	9	9	0	0	0	0	54
	Brandon Marshall	2010-11	9	0	9	0	0	0	54
	Stan Mitchell	1966-70	9	4	5	0	0	0	54
	Tony Paige	1990-92	9	3	6	0	0	0	54
	James Pruitt	1986-88, 1990-91	9	0	8	1	0	0	54
	Freddie Solomon	1975-77	9	1	5	3	0	0	54
	Damien Williams	2014-17	9	3	6	0	0	0	54
96.	Jimmy Keyes	1968-69	0	0	0	0	7	30	51
97.	Troy Drayton	1996-99	8	0	8	0	0	0	50#
	James McKnight	2001-03	8	1	7	0	0	0	50#
99.	Fred Banks	1987-93	8	0	8	0	0	0	48
	Gary Davis	1976-79	8	7	1	0	0	0	48
	Rishard Matthews	2012-15	8	0	8	0	0	0	48
	Sammy Morris	2004-06	8	8	0	0	0	0	48
	Stanley Pritchett	1996-99	8	2	6	0	0	0	48
	Dion Sims	2013-16	8	0	8	0	0	0	48
	Jonnu Smith	2024	8	0	8	0	0	0	48
	Lamar Thomas	1996-00	8	0	8	0	0	0	48
107.	Preston Williams	2019-20	7	0	7	0	0	0	46##
108.	Doug Moreau	1966-69	6	0	6	0	1	6	45
109.	Marlin Briscoe	1972-74	7	0	7	0	0	0	42
	Bob Griese	1967-80	7	7	0	0	0	0	42
	Rob Konrad	1999-04	7	1	6	0	0	0	42
	Larry Seiple	1966-67	7	0	7	0	0	0	42
	Ryan Tannehill	2012-18	7	6	1	0	0	0	42
114.	Booth Lusteg	1967	0	0	0	0	7	18	39
115.	Salvon Ahmed	2020-23	6	5	1	0	0	0	38#
	Ryan Fitzpatrick	2019-20	6	6	0	0	0	0	38#
117.	Patrick Cobbs	2006-10	6	2	4	0	0	0	36
	Leroy Harris	1977-78	6	6	0	0	0	0	36
	Reshad Jones	2010-19	6	0	0	6	0	0	36
	Tua Tagovailoa	2020-25	6	6	0	0	0	0	36
	Andre Tillman	1975-78	6	0	6	0	0	0	36
	Tommy Vigorito	1981-85	6	2	2	2	0	0	36
	Darren Waller	2025	6	0	6	0	0	0	36



ALL-TIME LEADERS

SCORING									
	PLAYER	YEARS	TD	TDR	TDP	TDRt	FG	PAT	PTS.
124.	Andre Brown	1989-90	5	0	5	0	0	0	30
	Lex Hilliard	2009-11	5	2	2	1	0	0	30
	Mack Hollins	2020-21	5	0	5	0	0	0	30
	J.J. Johnson	1999-01	5	5	0	0	0	0	30
	David Martin	2007-08	5	0	5	0	0	0	30
	Malik Washington	2024-25	5	2	2	1	0	0	30
	Jed Weaver	2000-02	5	0	5	0	0	0	30
	Albert Wilson	2018-19, 21	5	0	5	0	0	0	30
132.	Dick Anderson	1968-77	4	0	0	4	0	0	24
	Kalen Ballage	2018-19	4	4	0	0	0	0	24
	Fred Barnett	1996-97	4	0	4	0	0	0	24
	Greg Baty	1991-94	4	0	4	0	0	0	24
	Terrell Buckley	1995-99, 2003	4	0	0	4	0	0	24
	Greg Camarillo	2007-09	4	0	4	0	0	0	24
	Jordan Cameron	2015-16	4	0	4	0	0	0	24
	Marv Fleming	1970-74	4	0	4	0	0	0	24
	Brandon Gibson	2013-14	4	0	4	0	0	0	24
	Ollie Gordon II	2025	4	3	1	0	0	0	24
	Jack Harper	1967-68	4	1	3	0	0	0	24
	Randal Hill	1991, 1995-96	4	0	4	0	0	0	24
	Jordan Howard	2020	4	4	0	0	0	0	24
	Xavien Howard	2016-23	4	0	0	4	0	0	24
	Cleo Lemon	2005-07	4	4	0	0	0	0	24
	Marc Logan	1989-91	4	2	0	2	0	0	24
	Leslie Shepherd	2000	4	0	4	0	0	0	24
	Durham Smythe	2020-24	4	1	3	0	0	0	24
	Zach Thomas	1996-07	4	0	0	4	0	0	24
	Derrius Thompson	2003-04	4	0	4	0	0	0	24
	Jeff Wilson Jr.	2022-25	4	3	1	0	0	0	24
153.	Willie Beecher	1987	0	0	0	0	3	12	21
154.	Eric Green	1995	3	0	3	0	0	0	20#
	Derek Hagan	2006-08	3	0	3	0	0	0	20#
	Jovorskis Lane	2012	3	2	1	0	0	0	20#
	Sam Madison	1997-05	3	0	0	3	0	0	20*
158.	John Avery	1998-99	3	2	1	0	0	0	18
	Brandon Bolden	2018	2	2	1	0	0	0	18
	Jack Clancy	1967-69	3	0	3	0	0	0	18
	River Cracraft	2022-24	3	0	3	0	0	0	18
	Chase Edmonds	2022	3	2	1	0	0	0	18
	Tony Franklin	1988	0	0	0	0	4	6	18
	Samkon Gado	2007	3	3	0	0	0	0	18
	Nick Giaquinto	1980-81	3	0	2	1	0	0	18
	Hubert Ginn	1970-75	3	3	0	0	0	0	18
	Shayne Graham	2011	0	0	0	0	4	6	18
	Joey Haynos	2008-09	3	0	3	0	0	0	18
	Alec Ingold	2022-25	3	2	1	0	0	0	18
	Frank Jackson	1966-67	3	0	3	0	0	0	18
	Duke Johnson	2021	3	3	0	0	0	0	18
	Charles Jordan	1996-98	3	0	3	0	0	0	18
	Mike Kozlowski	1979-86	3	0	0	3	0	0	18
	Ronnie Lee	1979-82, 1984-89	3	0	3	0	0	0	18
	Ray Lucas	2001-02	3	3	0	0	0	0	18
	Loaird McCreary	1976-78	3	0	3	0	0	0	18
	Lloyd Mumphord	1969-74	3	0	0	3	0	0	18
	David Overstreet	1983	3	1	2	0	0	0	18
	Justin Peelle	2006-07	3	0	3	0	0	0	18
	Scott Schwedes	1987-90	3	0	2	1	0	0	18
	Ronald Scott	1987	3	3	0	0	0	0	18
	Adam Shaheen	2020-21	3	0	3	0	0	0	18
	Otto Stowe	1971-72	3	0	3	0	0	0	18
	Marcus Thigpen	2012-13	3	0	1	2	0	0	18
	Julius Thomas	2017	3	0	3	0	0	0	18
	Andrew Van Ginkel	2019-23	3	0	0	3	0	0	18
	Cedrick Wilson Jr.	2022-23, 2025	3	0	3	0	0	0	18
188.	Matt Bryant	2004	0	0	0	0	3	7	16
	Wes Welker	2004-06	2	0	1	1	1	1	16



ALL-TIME LEADERS

SCORING									
	PLAYER	YEARS	TD	TDR	TDP	TDRT	FG	PAT	PTS.
190.	Tim Foley	1970-80	2	0	0	2	0	0	14*
191.	Jerome Baker	2018-23	2	0	0	2	0	0	12
	Mel Baker	1974	2	0	2	0	0	0	12
	Charlie Baumann	1991	0	0	0	0	2	6	12
	Bob Baumhower	1977-86	2	0	0	2	0	0	12
	Jim Braxton	1978	2	2	0	0	0	0	12
	Leonte Carroo	2016-18	2	0	2	0	0	0	12
	Gary Clark	1995	2	0	2	0	0	0	12
	Cecil Collins	1999	2	2	0	0	0	0	12
	Robert Edwards	2002	2	1	1	0	0	0	12
	Isaiah Ford	2017-21	2	0	2	0	0	0	12
	Bryan Gilmore	2004-05	2	0	2	0	0	0	12
	Brent Grimes	2013-15	2	0	0	2	0	0	12
	Abner Haynes	1967	2	2	0	0	0	0	12
	Chad Henne	2008-11	2	2	0	0	0	0	12
	Eddie Hill	1981-84	2	1	1	0	0	0	12
	Liffort Hobley	1987-93	2	0	0	2	0	0	12
	Bobby Humphrey	1992	2	1	1	0	0	0	12
	Tyler Huntley	2024	2	2	0	0	0	0	12
	Allen Hurns	2019	2	0	2	0	0	0	12
	William Judson	1982-89	2	0	0	2	0	0	12
	Dave Kocourek	1966	2	0	2	0	0	0	12
	Donald Lee	2003-04	2	0	2	0	0	0	12
	Kyle Mackey	1987	2	2	0	0	0	0	12
	Brock Marion	1998-03	2	0	0	2	0	0	12
	Don McNeal	1980-89	2	0	0	2	0	0	12
	Jerris McPhail	1996-97	2	1	1	0	0	0	12
	Scott Miller	1991-96	2	0	1	1	0	0	12
	Gene Milton	1968-69	2	0	1	1	0	0	12
	Marlon Moore	2010-13	2	0	2	0	0	0	12
	Matt Moore	2011-17	2	2	0	0	0	0	12
	Jeff Ogden	2000-01	2	0	1	1	0	0	12
	Louis Oliver	1989-93, 1995-96	2	0	0	2	0	0	12
	Ed Perry	1997-04	2	0	2	0	0	0	12
	Sam Price	1966-68	2	1	1	0	0	0	12
	Bo Roberson	1966	2	0	2	0	0	0	12
	Terry Robiskie	1980-81	2	2	0	0	0	0	12
	Bill Stanfill	1969-76	2	0	0	2	0	0	12
	Jake Stoneburner	2015	2	0	2	0	0	0	12
	Don Strock	1974-87	2	2	0	0	0	0	12
	Trent Sherfield	2022	2	0	2	0	0	0	12
	Patrick Surtain	1998-04	2	0	0	2	0	0	12
	Troy Vincent	1992-95	2	0	0	2	0	0	12
	Jimmy Warren	1966-69	2	0	0	2	0	0	12
	Dick Westmoreland	1966-69	2	0	0	2	0	0	12
	Christian Wilkins	2019-23	2	0	2	0	0	0	12
	Stan Winfrey	1975-77	2	1	1	0	0	0	12
	Jaylen Wright	2024-25	2	2	0	0	0	0	12
238.	Bill Gramatica	2004	0	0	0	0	3	0	9
239.	Walt Aikens	2014-19	1	0	0	1	0	0	8^
	Kim Bokamper	1977-85	1	0	0	1	0	0	8*
	Aaron Craver	1991-94	1	1	0	0	0	0	8#
	Minkah Fitzpatrick	2018-19, 2025	1	0	0	1	0	0	8^
	Billy Joe	1966	1	0	1	0	0	0	8#
	Curtis Johnson	1970-78	1	0	0	1	0	0	8*
	Patrick Laird	2019-20	1	1	0	0	0	0	8#
246.	Will Allen	2006-11	1	0	0	1	0	0	6
	Kiko Alonso	2016-18	1	0	0	1	0	0	6
	Danny Amendola	2018	1	0	1	0	0	0	6
	John Beck	2007-08	1	1	0	0	0	0	6
	Braxton Berrios	2022-24	1	0	1	0	0	0	6
	Don Bessillieu	1979-81	1	0	0	1	0	0	6
	Glenn Blackwood	1979-87	1	0	0	1	0	0	6
	Tim Bowens	1994-04	1	0	0	1	0	0	6
	Jacoby Brissett	2021	1	1	0	0	0	0	6
	J.B. Brown	1989-96	1	0	0	1	0	0	6



ALL-TIME LEADERS

SCORING									
PLAYER	YEARS	TD	TDR	TDP	TDRT	FG	PAT	PTS.	
Malcolm Brown	2021	1	1	0	0	0	0	6	
Bob Brudzinski	1981-89	1	0	0	1	0	0	6	
Nick Buoniconti	1969-76	1	0	0	1	0	0	6	
Kevin Burnett	2011-12	1	0	0	1	0	0	6	
Brice Butler	2018	1	0	1	0	0	0	6	
Brett Carolan	1996	1	0	1	0	0	0	6	
Cris Carter	2002	1	0	1	0	0	0	6	
Joe Carter	1984-86	1	1	0	0	0	0	6	
Rick Casares	1966	1	0	1	0	0	0	6	
Jesse Chatman	2005, 2007	1	1	0	0	0	0	6	
Robbie Chosen	2023-24	1	0	1	0	0	0	6	
Justin Coleman	2021	1	0	0	1	0	0	6	
Casey Cramer	2008	1	0	1	0	0	0	6	
Bill Cronin	1966	1	0	1	0	0	0	6	
Daunte Culpepper	2006	1	1	0	0	0	0	6	
Vontae Davis	2009-11	1	0	0	1	0	0	6	
Louis Delmas	2014	1	0	0	1	0	0	6	
Vern Den Herder	1971-82	1	0	1	0	0	0	6	
A.J. Derby	2017-18	1	0	1	0	0	0	6	
Leland Douglas	1987	1	0	1	0	0	0	6	
Greg Dulcich	2025	1	0	1	0	0	0	6	
Sam Eguavoen	2021-22	1	0	0	1	0	0	6	
Bert Emanuel	2000	1	0	1	0	0	0	6	
Frank Emanuel	1966-69	1	0	0	1	0	0	6	
Tom Erlandson	1966-67	1	0	0	1	0	0	6	
David Fales	2017	1	1	0	0	0	0	6	
A.J. Feeley	2004-05	1	1	0	0	0	0	6	
Cortland Finnegan	2014	1	0	0	1	0	0	6	
Trent Gamble	2000-03	1	0	0	1	0	0	6	
Cookie Gilchrist	1966	1	0	1	0	0	0	6	
Kerry Glenn	1990-92	1	0	0	1	0	0	6	
Hunter Goodwin	1999-01	1	0	1	0	0	0	6	
Frank Gore	2018	1	0	1	0	0	0	6	
Vince Heflin	1982-85	1	0	1	0	0	0	6	
Will Heller	2005	1	0	1	0	0	0	6	
Renaldo Hill	2006-08	1	0	0	1	0	0	6	
Sean Hill	1994-96	1	0	0	1	0	0	6	
Jevón Holland	2021-24	1	0	0	1	0	0	6	
Trell Hooper	1987	1	0	0	1	0	0	6	
Steve Howell	1979-81	1	1	0	0	0	0	6	
Melvin Ingram	2022	1	0	0	1	0	0	6	
Ricky Isom	1987	1	1	0	0	0	0	6	
Calvin Jackson	1994-99	1	0	0	1	0	0	6	
Vestee Jackson	1991-93	1	0	0	1	0	0	6	
Pete Jaquess	1966-67	1	0	0	1	0	0	6	
Greg Jennings	2015	1	0	1	0	0	0	6	
Pat Johnson	1995	1	0	0	1	0	0	6	
Dominique Jones	2016	1	0	1	0	0	0	6	
Robert Jones	1998-00	1	0	0	1	0	0	6	
Nate Kaeding	2012	0	0	0	0	1	3	6	
Chuck Klingbeil	1991-95	1	0	0	1	0	0	6	
Bernie Kosar	1994-96	1	1	0	0	0	0	6	
Shaq Lawson	2020	1	0	0	1	0	0	6	
Michael Lehan	2006-08	1	0	0	1	0	0	6	
Charles Leigh	1971-74	1	1	0	0	0	0	6	
David Lewis	1987	1	0	1	0	0	0	6	
Phillip Merling	2008-11	1	0	0	1	0	0	6	
Koa Misi	2010-17	1	0	0	1	0	0	6	
Kenny Mixon	1998-01	1	0	0	1	0	0	6	
Knowshawn Moreno	2014	1	1	0	0	0	0	6	
Earl Morrall	1972-76	1	1	0	0	0	0	6	
Nik Needham	2021-23	1	0	0	1	0	0	6	
Cliff Odum	1990-93	1	0	0	1	0	0	6	
Nick O'Leary	2018-19	1	0	1	0	0	0	6	
Chad Pennington	2008-10	1	1	0	0	0	0	6	
Brett Perriman	1997	1	0	1	0	0	0	6	



ALL-TIME LEADERS

SCORING									
PLAYER	YEARS	TD	TDR	TDP	TDRT	FG	PAT	PTS.	
Malcolm Perry	2020	1	0	1	0	0	0	6	
Lousaka Polite	2008-10	1	1	0	0	0	0	6	
Derrick Pope	2004-07	1	0	0	1	0	0	6	
Willie Richardson	1970	1	0	1	0	0	0	6	
Elandon Roberts	2021-22	1	0	0	1	0	0	6	
John Roderick	1966-67	1	0	1	0	0	0	6	
Eric Rowe	2019-22	1	0	0	1	0	0	6	
Jake Scott	1970-75	1	0	0	1	0	0	6	
Scott Secules	1989-92	1	1	0	0	0	0	6	
Zach Sieler	2019-25	1	0	0	1	0	0	6	
Derrick Shelby	2012-15	1	0	0	1	0	0	6	
Steve Slaton	2011	1	1	0	0	0	0	6	
Gerald Small	1978-83	1	0	0	1	0	0	6	
Willie Smith	1987	1	0	1	0	0	0	6	
Brian Sochia	1986-91	1	0	0	1	0	0	6	
Kory Sperry	2009	1	0	1	0	0	0	6	
John Stofa	1966-67, 1969-70	1	1	0	0	0	0	6	
John Tagliaferri	1987	1	1	0	0	0	0	6	
Norris Thomas	1977-79	1	0	0	1	0	0	6	
Thurman Thomas	2000	1	0	1	0	0	0	6	
Bob Torrey	1979	1	1	0	0	0	0	6	
Olivier Vernon	2012-15	1	0	0	1	0	0	6	
Frank Wainright	1995-98	1	0	1	0	0	0	6	
Fulton Walker	1981-85	1	0	0	1	0	0	6	
Theo Wease Jr.	2025	1	0	1	0	0	0	6	
Willie West	1966-68	1	0	0	1	0	0	6	
Jarvis Williams	1988-93	1	0	0	1	0	0	6	
Robert Wilson	1994-96	1	0	1	0	0	0	6	
Dick Wood	1966	1	1	0	0	0	0	6	
351. Van Tiffin	1987	0	0	0	0	0	4	4	
352. Charlie Anderson	2008-09	0	0	0	0	0	0	2*	
Kevin Carter	2005-06	0	0	0	0	0	0	2*	
Mike Charles	1983-86	0	0	0	0	0	0	2*	
A.J. Duhe	1977-84	0	0	0	0	0	0	2*	
Terrence Fede	2014-17	0	0	0	0	0	0	2*	
William Fuller V	2021	0	0	0	0	0	0	2#	
Larry Gordon	1976-82	0	0	0	0	0	0	2*	
Jermaine Haley	2000-02	0	0	0	0	0	0	2*	
Julian Hill	2023-25	0	0	0	0	0	0	2#	
Reggie Howard	2004-05	0	0	0	0	0	0	2*	
Sammy Knight	2003-04	0	0	0	0	0	0	2*	
Senorise Perry	2017	0	0	0	0	0	0	2*	
Don Reese	1974-76	0	0	0	0	0	0	2*	
Cameron Wake	2009-18	0	0	0	0	0	0	2*	
George Wilson	1966	0	0	0	0	0	0	2#	

* — safety # — two point conversion ^ — defensive two point conversion

INTERCEPTIONS						
PLAYER	YEARS	NO.	YDS.	AVG.	LG	TD
1. Jake Scott	1970-75	35	425	12.1	47	0
2. Dick Anderson	1968-77	34	792	23.3	96t	3
3. Sam Madison	1997-05	31	487	15.7	42	2
4. Glenn Blackwood	1979-87	29	398	13.7	50	1
Patrick Surtain	1998-04	29	298	10.3	43	2
Xavien Howard	2016-23	29	254	8.8	39	2
7. Louis Oliver	1989-93, 1995-96	24	569	23.7	103t	2
Terrell Buckley	1995-99, 2003	24	425	17.7	91t	3
William Judson	1982-89	24	368	15.3	61t	2
10. Gerald Small	1978-83	23	378	16.4	46t	1
11. Curtis Johnson	1970-78	22	190	8.6	34	0
Tim Foley	1970-80	22	96	4.4	18	0
13. Reshad Jones	2010-19	21	361	17.2	54	4
14. Brock Marion	1998-03	20	431	21.6	100t	2
15. Don McNeal	1980-89	18	163	9.1	30	2
16. Zach Thomas	1996-07	17	170	10.0	34t	4
17. J.B. Brown	1989-96	16	293	18.3	48	1
18. Dick Westmoreland	1966-69	15	231	15.4	42	2
19. Troy Vincent	1992-95	14	284	20.3	69	2



ALL-TIME LEADERS

INTERCEPTIONS						
PLAYER	YEARS	NO.	YDS.	AVG.	LG	TD
Jarvis Williams	1988-93	14	216	15.4	42	1
Lloyd Humphord	1969-74	14	187	13.4	51	2
Lyle Blackwood	1981-86	14	173	12.4	45	0
Earnie Rhone	1975-84	14	110	7.9	16	0
24. Brent Grimes	2013-15	13	202	15.5	94t	2
Willie West	1966-68	13	180	13.8	32	0
Paul Lankford	1982-91	13	89	6.8	44	0
27. Charlie Babb	1972-79	12	141	11.8	36	0
Brian Walker	1997-98, 2000-01	12	92	7.7	31	0
29. Jimmy Warren	1966-69	11	247	22.5	70t	1
30. Vontae Davis	2009-11	9	124	13.8	28	1
31. Mike Kozlowski	1979-86	8	172	21.5	38t	2
Larry Gordon	1976-82	8	121	15.1	36	0
Bob Matheson	1971-79	8	111	13.9	34	0
Jason Taylor	1997-07, 2009, 2011	8	110	13.8	51t	3
Nick Buoniconti	1969-76	8	89	11.1	24	0
Jason Allen	2006-10	8	41	5.1	17	0
37. Sammy Knight	2003-04	7	130	18.6	70	0
Norris Thomas	1977-79	7	115	16.4	53t	1
Will Allen	2006-11	7	114	16.3	32t	1
Bobby McCain	2015-20	7	78	11.1	32	0
André Goodman	2006-08	7	76	10.9	55	0
42. Renaldo Hill	2006-08	6	91	15.2	24	0
Jeremiah Bell	2004-11	6	89	14.8	29	0
Kim Bokamper	1977-85	6	55	9.2	24t	1
Nik Needham	2019-24	6	52	8.7	28t	1
John Bramlett	1967-68	6	49	8.2	22	0
47. Jevón Holland	2021-24	5	163	32.6	99t	1
Bob Petrella	1966-71	5	104	20.8	33	0
Kiko Alonso	2016-18	5	100	20.0	60t	1
Bud Brown	1984-88	5	96	19.2	53	0
Neal Colzie	1979	5	86	17.2	56	0
Mike Kolen	1970-77	5	85	17.0	29	0
Jerome Baker	2018-23	5	82	16.4	34	2
Liffort Hobley	1987-93	5	61	12.2	22	0
Fulton Walker	1981-85	5	61	12.2	30	0
Arturo Freeman	2000-04	5	59	11.8	47	0
Jalen Ramsey	2023-24	5	59	11.8	49	0
Sean Smith	2009-12	5	56	11.2	31	0
Bob Brudzinski	1981-89	5	46	9.2	19	0
Rick Volk	1977-78	5	42	8.4	24	0
Nolan Carroll	2010-13	5	25	5.0	24	0
Shawn Wooden	1996-99, 2001-04	5	25	5.0	15	0
Doug Swift	1970-75	5	17	3.4	12	0
Don Bessillieu	1979-81	5	13	2.6	12	0
65. Calvin Jackson	1994-99	4	105	26.3	61t	1
Lance Schulters	2005, 2007	4	78	19.5	37	0
Tom Erlandson	1966-67	4	68	17.0	37	1
Jimmy Wilson	2011-14	4	57	14.3	31	0
T.J. McDonald	2017-18	4	48	12.0	31	0
Frank Emanuel	1966-69	4	46	12.5	24	0
John Offerdahl	1986-93	4	44	11.0	28	0
Tim McKyer	1990	4	40	10.0	21	0
Randy Starks	2008-14	4	33	8.3	18	0
Chris Clemons	2009-13	4	29	7.3	29	0
Gene Atkins	1994-96	4	24	6.0	18	0
Mark Brown	1983-88	4	18	4.5	13	0
Michael Stewart	1994-96	4	11	2.8	11	0
Tyrel Dodson	2024-25	4	7	2.3	7	0
Dimitri Patterson	2012-13	4	7	1.8	3	0
Tony Lippett	2015-17	4	0	0.0	0	0
81. Minkah Fitzpatrick	2018-19, 2025	3	71	23.7	50t	1
Vestee Jackson	1991-93	3	63	21.0	30t	1
Eric Rowe	2019-22	3	61	20.3	35t	1
Ed Taylor	1979-82	3	55	18.3	44	0
Rodney Thomas	1988-90	3	52	17.3	48	0
Brandon Jones	2020-23	3	48	16.0	40	0
Bryan Cox	1991-95	3	38	12.7	26	0
Travares Tillman	2005-07	3	38	12.7	22	0
Wahoo McDaniel	1966-68	3	35	11.7	20	0
Derrick Rodgers	1997-02	3	33	11.0	21	0
Jerry Wilson	1996-00	3	32	10.7	19	0
Travis Daniels	2005-07	3	31	10.3	29	0
Steve Towle	1975-80	3	30	10.0	16	0
Pete Jaquess	1966-67	3	27	9.0	27	1



ALL-TIME LEADERS

INTERCEPTIONS						
PLAYER	YEARS	NO.	YDS.	AVG.	LG	TD
A.J. Duhe	1977-84	3	18	6.0	11	0
Ed Weisacosky	1968-70	3	10	3.3	7	0
Aubrey Beavers	1994-95	3	8	2.7	8	0
Kader Kohou	2022-24	3	2	0.7	2	0
Nate Jones	2008-09, 2011	3	0	0.0	0	0
100. Donovan Rose	1986-87	2	63	31.5	36	0
Andrew Van Ginkel	2019-23	2	56	28.0	33t	1
Bob Neff	1966-68	2	54	27.0	22	0
Rusty Chambers	1976-80	2	53	26.5	49	0
Dwight Hollier	1992-99	2	47	23.5	36	0
Walt Aikens	2014-19	2	43	21.5	43	0
Rasul Douglas	2025	2	43	21.5	38	0
Ken Ellis	1976	2	40	20.0	40	0
Bobby Harden	1990-93	2	39	19.5	22	0
Robert Sowell	1983-85, 1987	2	36	18.0	29	0
Steven Parker	2019	2	35	17.5	35	0
Bill Stanfill	1969-76	2	32	16.0	17t	2
Kerry Glenn	1990-92	2	31	15.5	31t	1
Jamar Fletcher	2001-03	2	30	15.0	30	0
Akin Ayodele	2008-09	2	29	14.5	17	0
Byron Maxwell	2016-17	2	29	14.5	27	0
Dannell Ellerbe	2013-14	2	25	12.5	16	0
Henry Stuckey	1972-74	2	25	12.5	21	0
George Teague	1997	2	25	12.5	23	0
Tyrone Culver	2008-09	2	24	12.0	23	0
Derrick Shelby	2012-15	2	24	12.0	22t	1
Joey Porter	2007-08	2	19	9.5	14	0
Isa Abdul-Quddus	2016	2	16	8.0	9	0
Tate Randle	1987	2	16	8.0	11	0
Byron Jones	2020-21	2	15	7.5	15	0
John McGeever	1966	2	15	7.5	15	0
Tom Beier	1967, 1969	2	14	7.0	7	0
Robert Jones	1998-00	2	14	7.0	14t	1
Trell Hooper	1987	2	11	5.5	11	0
Benny Sapp	2010-11	2	9	4.5	9	0
Zach Sieler	2019-25	2	5	2.5	5	1
Emmanuel Ogbah	2020-24	2	5	2.5	5	0
Jeris White	1974-76	2	4	2.0	4	0
Tyrone Braxton	1994	2	3	1.5	3	0
Chris Green	1991-94	2	0	0.0	0	0
Derrick Pope	2004-07	2	0	0.0	0	0
Justin Coleman	2021	2	0	0.0	0	0
137. Elandon Roberts	2021-22	1	85	85.0	85t	1
Louis Delmas	2014	1	81	81.0	81t	1
Kenny Mixon	1998-01	1	56	56.0	56t	1
Marvin Mitchell	2011	1	55	55.0	55	0
Jay Brophy	1984-86	1	41	41.0	41	0
Jared Odrick	2010-14	1	39	39.0	39	0
Zack Bowman	2015	1	38	38.0	38	0
Kevin Burnett	2011-12	1	34	34.0	34t	1
Dean Brown	1970	1	32	32.0	32	0
Hugh Green	1985-91	1	28	28.0	28	0
Earl Faison	1966	1	26	26.0	26	0
Phillip Merling	2008-11	1	25	25.0	25t	1
Vern Den Herder	1971-82	1	24	24.0	24	0
Jason Marshall Jr.	2025	1	24	24.0	24	0
Charles Cornelius	1977-78	1	21	21.0	21	0
Ashtyn Davis	2025	1	21	21.0	21	0
Bob Bruggers	1966-68	1	20	20.0	20	0
Ralph Ortega	1979-80	1	17	17.0	13	0
Jordan Phillips	2015-18	1	17	17.0	17	0
Bacarri Rambo	2016	1	17	17.0	17	0
Verone McKinley III	2022	1	17	17.0	17	0
Ted Davis	1970	1	15	15.0	15	0
Karlos Dansby	2010-12	1	14	14.0	14	0
Rick Graf	1987-90	1	14	14.0	14	0
Shawn Lee	1990-91	1	14	14.0	14	0
Cameron Wake	2009-18	1	12	12.0	12	0
Justin Bethel	2022-23	1	11	11.0	11	0
Eli Apple	2023	1	8	8.0	8	0
Mike Hull	2015-18	1	8	8.0	8	0
Christian Wilkins	2019-23	1	8	8.0	8	0
Jack Jones	2025	1	7	7.0	7	0
Richard Marshall	2012	1	7	7.0	7	0
Jackie Shipp	1984-88	1	7	7.0	7	0



ALL-TIME LEADERS

INTERCEPTIONS						
PLAYER	YEARS	NO.	YDS.	AVG.	LG	TD
Craig Veasey	1993-94	1	7	7.0	7	0
Vince Biegel	2019	1	7	7.0	7	0
Reggie Howard	2004-05	1	5	5.0	5	0
Eric Kumerow	1988-90	1	5	5.0	5	0
Jaelan Phillips	2021-25	1	5	5.0	5	0
Anthony Walker Jr.	2024	1	5	5.0	5	0
Alex Moyer	1985-86	1	4	4.0	4	0
Greg Jeffries	1999-00	1	3	3.0	3	0
Ryan Lewis	2019	1	3	3.0	3	0
Jack Rudolph	1966	1	3	3.0	3	0
Chris Singleton	1993-96	1	3	3.0	3	0
Brendon Ayanbadejo	2003-04	1	2	2.0	2	0
Larry Ball	1972-74, 1977-78	1	2	2.0	2	0
Mike Charles	1983-86	1	2	2.0	2	0
Channing Crowder	2005-10	1	2	2.0	2	0
Mike Reichenbach	1990-91	1	2	2.0	2	0
Randall Edmunds	1968-69	1	1	1.0	1	0
Bruce Alexander	1992-93	1	0	0.0	0	0
Bob Baumhower	1977-86	1	0	0.0	0	0
Ethan Bonner	2023-25	1	0	0.0	0	0
Tim Bowens	1994-04	1	0	0.0	0	0
Jeff Cross	1989-95	1	0	0.0	0	0
DeShon Elliott	2023	1	0	0.0	0	0
Scott Galyon	2000-02	1	0	0.0	0	0
Jermaine Haley	2000-02	1	0	0.0	0	0
Neville Hewitt	2015-17	1	0	0.0	0	0
Sean Hill	1994-96	1	0	0.0	0	0
Noah Igbinoghene	2020-22	1	0	0.0	0	0
Mack Lamb	1967-68	1	0	0.0	0	0
Chris Lammons	2019	1	0	0.0	0	0
Michael Lehan	2006-08	1	0	0.0	0	0
Darrell Malone	1992-94	1	0	0.0	0	0
Ifeatu Melifonwu	2025	1	0	0.0	0	0
Brice McCain	2015	1	0	0.0	0	0
Cliff Odom	1990-93	1	0	0.0	0	0
Muhammad Oliver	1994	1	0	0.0	0	0
Jamal Perry	2019-21	1	0	0.0	0	0
Vern Roberson	1977	1	0	0.0	0	0
Bryant Salter	1976	1	0	0.0	0	0
Terrance Shaw	2000	1	0	0.0	0	0
Donnie Spragan	2005-07	1	0	0.0	0	0
R.J. Stanford	2012-14	1	0	0.0	0	0
Michael Thomas	2013-17	1	0	0.0	0	0
Reggie Torbor	2008-09	1	0	0.0	0	0
Jason Trusnik	2011-14	1	0	0.0	0	0
Jay Williams	2002-04	1	0	0.0	0	0
Jeff Zgonina	2003-06	1	0	0.0	0	0
Daryl Gardener	1996-01	1	-1	-1.0	-1	0



ALL-TIME LEADERS

SACKS			
PLAYER	YEARS		NO
1. Jason Taylor	1997-2007, 2009, 2011		131.0
2. Cameron Wake	2009-18		98.0
3. Bill Stanfill	1969-76		69.5
4. Doug Betters	1978-87		65.5
5. Vern Den Herder	1971-82		64.0
6. Jeff Cross	1988-95		59.5
7. Trace Armstrong	1995-2000		56.5
8. Bob Baumhower	1977-86		39.5
Kim Bokamper	1977-85		39.5
10. A.J. Duhe	1977-84		38.5

KICKOFF RETURNS (Yards)						
PLAYER	YEARS	NO.	YDS.	AVG.	LG	TD
1. Wes Welker	2004-06	166	3,756	22.6	95t	1
2. Ted Ginn, Jr.	2007-09	147	3,386	23.0	101t	2
3. Mercury Morris	1969-75	111	2,947	26.5	105t	3
4. Fulton Walker	1981-85	123	2,944	23.9	90t	1
5. Brock Marion	1998-03	107	2,517	23.5	93	0
6. Jakeem Grant Sr.	2016-21	89	2,206	24.8	102t	2
7. O.J. McDuffie	1993-01	92	2,103	22.9	48	0
8. Irving Spikes	1994-97	89	2,058	23.1	59	0
9. Lorenzo Hampton	1985-89	96	2,025	21.1	46	0
10. Marcus Thigpen	2012-13	77	1,910	24.8	96t	1

PUNT RETURNS (Yards)							
PLAYER	YEARS	NO.	FC	YDS.	AVG.	LG	TD
1. Jake Scott	1970-75	127	55	1,330	10.5	77t	1
2. Wes Welker	2004-06	127	64	1,232	9.7	71	0
3. Davone Bess	2008-12	115	85	1,196	10.4	47	0
4. O.J. McDuffie	1993-01	127	91	1,127	8.9	72t	2
5. Jakeem Grant Sr.	2016-21	101	28	978	9.7	88t	3
6. Tom Vigorito	1981-85	79	22	830	10.5	87t	2
7. Freddie Solomon	1975-77	71	5	810	11.4	79t	2
8. Jarvis Landry	2014-17	89	53	804	9.0	69t	1
9. Scott Schwedes	1987-90	75	18	732	9.8	70t	1
10. Jeff Ogden	2000-01	51	22	700	13.7	81t	1



TOP 20 SEASON LEADERS

RUSHING YARDS

NAME	YEAR	YARDS
1. Ricky Williams	2002	1,853
2. Ricky Williams	2003	1,372
3. De'Von Achane	2025	1,350
4. Jay Ajayi	2016	1,272
5. Delvin Williams	1978	1,258
6. Lamar Smith	2000	1,139
7. Ricky Williams	2009	1,121
8. Larry Csonka	1972	1,117
9. Karim Abdul-Jabbar	1996	1,116
10. Lamar Miller	2014	1,099
11. Reggie Bush	2011	1,086
12. Larry Csonka	1971	1,051
13. Raheem Mostert	2023	1,012
14. Ronnie Brown	2006	1,008
15. Larry Csonka	1973	1,003
16. Mercury Morris	1972	1,000
17. Reggie Bush	2012	986
18. Lamar Smith	2001	968
19. Karim Abdul-Jabbar	1998	960
20. Mercury Morris	1973	954

PASSING YARDS

NAME	YEAR	YARDS
1. Dan Marino	1984	5,084
2. Dan Marino	1986	4,746
3. Tua Tagovailoa	2023	4,624
4. Dan Marino	1994	4,453
5. Dan Marino	1988	4,434
6. Ryan Tannehill	2015	4,208
7. Dan Marino	1985	4,137
8. Dan Marino	1992	4,116
9. Ryan Tannehill	2014	4,045
10. Dan Marino	1989	3,997
11. Dan Marino	1991	3,970
12. Ryan Tannehill	2013	3,913
13. Dan Marino	1997	3,780
14. Dan Marino	1995	3,668
15. Chad Pennington	2008	3,653
16. Dan Marino	1990	3,563
17. Tua Tagovailoa	2022	3,548
18. Ryan Fitzpatrick	2019	3,529
19. Dan Marino	1998	3,497
20. Chad Henne	2010	3,301

PASSING TOUCHDOWNS

NAME	YEAR	TDs
1. Dan Marino	1984	48
2. Dan Marino	1986	44
3. Dan Marino	1985	30
4. Dan Marino	1994	30
5. Tua Tagovailoa	2023	29
6. Dan Marino	1988	28
7. Ryan Tannehill	2014	27
8. Dan Marino	1987	26
9. Dan Marino	1991	25
10. Tua Tagovailoa	2022	25
11. Dan Marino	1989	24
12. Dan Marino	1992	24
13. Dan Marino	1995	24
14. Ryan Tannehill	2013	24
15. Ryan Tannehill	2015	24
16. Dan Marino	1998	23
17. Bob Griese	1977	22
18. Bob Griese	1968	21
19. Dan Marino	1990	21
20. Dan Marino	1983	20
21. Jay Fiedler	2001	20
22. Ryan Fitzpatrick	2019	20

RECEPTIONS

NAME	YEAR	REC
1. Tyreek Hill	2022	119
2. Tyreek Hill	2023	119
3. Jarvis Landry	2017	112
4. Jarvis Landry	2015	110
5. Jaylen Waddle	2021	104
6. Jarvis Landry	2016	94
7. O.J. McDuffie	1998	90
8. Jonnu Smith (TE)	2024	88
9. Mark Clayton	1988	86
10. Brandon Marshall	2010	86
11. Jarvis Landry	2014	84
12. Chris Chambers	2005	82
13. Brandon Marshall	2011	81
14. Tyreek Hill	2024	81
15. Davone Bess	2010	79
16. De'Von Achane (RB)	2024	78
17. O.J. McDuffie	1997	76
18. Davone Bess	2009	76
19. Brian Hartline	2013	76
20. Terry Kirby (RB)	1993	75
21. Jaylen Waddle	2022	75

RECEIVING YARDS

NAME	YEAR	YARDS
1. Tyreek Hill	2023	1,799
2. Tyreek Hill	2022	1,710
3. Mark Clayton	1984	1,389
4. Jaylen Waddle	2022	1,356
5. Mark Duper	1986	1,313
6. Mark Duper	1984	1,306
7. Irving Fryar	1994	1,270
8. Brandon Marshall	2011	1,214
9. DeVante Parker	2019	1,202
10. Jarvis Landry	2015	1,157
11. Mark Clayton	1986	1,150
12. Jarvis Landry	2016	1,136
13. Mark Clayton	1988	1,129
14. Chris Chambers	2005	1,118
15. Mark Duper	1991	1,085
16. Brian Hartline	2012	1,083
17. Mark Clayton	1991	1,053
18. O.J. McDuffie	1998	1,050
19. Tony Martin	1999	1,037
20. Brian Hartline	2013	1,016



TOP 20 SEASON LEADERS

POINTS		
NAME	YEAR	POINTS
1. Olindo Mare	1999	144
Jason Sanders	2020	144
3. Jason Sanders	2024	137
4. Jason Sanders	2023	130
5. Caleb Sturgis	2014	128
6. Raheem Mostert	2023	126
7. Pete Stoyanovich	1992	124
8. Pete Stoyanovich	1991	121
9. Jason Sanders	2022	119
10. Pete Stoyanovich	1995	118
11. Garo Yepremian	1971	117
Olindo Mare	1997	117
Olindo Mare	2000	117
14. Fuad Revez	1985	116
15. Garo Yepremian	1972	115
Dan Carpenter	2010	115
17. Olindo Mare	2002	114
18. Garo Yepremian	1973	113
Dan Carpenter	2011	113
20. Dan Carpenter	2009	112

SACKS		
NAME	YEAR	SACKS
1. Bill Stanfill	1973	18.5
Jason Taylor	2002	18.5
3. Joey Porter	2008	17.5
4. Trace Armstrong	2000	16.5
5. Doug Betters	1983	16.0
6. Adewale Ogunleye	2003	15.0
Cameron Wake	2012	15.0
8. Jason Taylor	2000	14.5
9. Doug Betters	1984	14.0
Bryan Cox	1992	14.0
Cameron Wake	2010	14.0
12. Jason Taylor	2006	13.5
13. Jason Taylor	2003	13.0
14. Trace Armstrong	1996	12.0
Jason Taylor	2005	12.0
16. Jeff Cross	1990	11.5
Olivier Vernon	2013	11.5
Cameron Wake	2014	11.5
Cameron Wake	2016	11.5
20. Mel Branch	1968	11.0
Vern Den Herder	1975	11.0
Jason Taylor	2007	11.0
Bradley Chubb	2023	11.0

TACKLES		
NAME	YEAR	TACKLES
1. Steve Towle	1976	217
2. Zach Thomas	2002	195
3. Zach Thomas	2003	184
4. Zach Thomas	1996	180
Zach Thomas	2001	180
6. Rusty Chambers	1979	178
7. Jordyn Brooks	2025	174
8. Earnie Rhone	1981	171
9. Zach Thomas	2004	168
10. Zach Thomas	1999	167
11. Zach Thomas	2005	166
12. Zach Thomas	2006	165
13. Steve Towle	1975	164
14. Nick Buoniconti	1973	162
15. Zach Thomas	1998	160
16. Rusty Chambers	1978	151
17. Zach Thomas	1997	149
18. Bryan Cox	1994	147
19. Nick Buoniconti	1972	146
Bob Baumhower	1979	146

INTERCEPTIONS		
NAME	YEAR	INTs
1. Dick Westmoreland	1967	10
Xavien Howard	2020	10
3. Willie West	1966	8
Dick Anderson	1968	8
Dick Anderson	1970	8
Dick Anderson	1973	8
Jake Scott	1974	8
Terrell Buckley	1998	8
Sam Madison	1998	8
10. Jake Scott	1971	7
Gerald Small	1980	7
Sam Madison	1999	7
Brian Walker	2000	7
Patrick Surtain	2003	7
Xavien Howard	2018	7
16. Jake Scott	1975	6
Tim Foley	1978	6
William Judson	1983	6
Glenn Blackwood	1984	6
Glenn Blackwood	1985	6
Terrell Buckley	1996	6
Patrick Surtain	2002	6



DOLPHINS OUTSTANDING PERFORMANCES

GAMES OF 300+ PASSING YARDS

PLAYER	DATE	OPPONENT	ATT.	COMP.	YDS.	TD	INT.	LG
Dan Marino	10/23/88	N.Y. JETS	60	35	521	3	5	56
Dan Marino	9/4/94	NEW ENGLAND	42	23	473	5	1	64t
Dan Marino	12/2/84	L.A. RAIDERS	57	35	470	4	2	64
Tua Tagovailoa	9/18/22	at Baltimore	50	36	469	6	2	60t
Tua Tagovailoa	9/10/23	at L.A. Chargers	45	28	466	3	1	47
Dan Marino	10/1/95	at Cincinnati	48	33	450	2	1	58
Dan Marino	9/21/86	at N.Y. Jets	50	30	448	6	2	46t
Dan Marino	9/25/94	at Minnesota	54	29	431	3	3	43
Ryan Tannehill	9/30/12	at Arizona	41	26	431	1	2	80t
Dan Marino	9/30/84	at St. Louis	36	24	429	3	0	51
Dan Marino	9/24/89	N.Y. JETS	55	33	427	3	2	43t
Dan Marino	11/4/84	at N.Y. Jets	42	23	422	2	2	54
* Dan Marino	12/30/95	at Buffalo	64	33	422	2	3	45t
* Dan Marino	1/6/85	PITTSBURGH	32	21	421	4	1	41
Ryan Fitzpatrick	12/22/19	CINCINNATI	52	31	419	4	1	51
Chad Henne	9/12/11	New England	49	30	416	2	1	31
Joey Harrington	10/22/06	GREEN BAY	62	33	414	2	3	44
David Woodley	10/25/81	at Dallas	37	21	408	3	5	69t
Dan Marino	12/9/84	at Indianapolis	41	29	404	4	1	42
Dan Marino	11/16/86	at Buffalo	54	39	404	4	0	39
Dan Marino	12/12/88	CLEVELAND	50	30	404	4	3	46
* Don Strock	1/2/82	SAN DIEGO	43	29	403	4	1	50t
Dan Marino	12/14/86	at L.A. Rams	46	29	403	5	1	69t
Ryan Tannehill	12/21/14	MINNESOTA	47	35	396	4	1	41
Dan Marino	12/20/87	WASHINGTON	50	22	393	3	1	59t
Dan Marino	10/10/99	at Indianapolis	38	25	393	2	0	62
Dan Marino	9/29/85	at Denver	43	25	390	3	0	73
Dan Marino	11/23/97	at New England	60	38	389	0	3	27
Ryan Tannehill	9/18/16	at New England	45	32	387	2	2	33
Tua Tagovailoa	10/30/22	at Detroit	36	29	382	3	0	42
Brock Osweiler	10/14/18	CHICAGO	44	28	380	3	2	75t
Dan Marino	12/13/87	at Philadelphia	39	25	376	3	1	54
Dan Marino	10/12/97	at N.Y. Jets	38	27	372	2	0	36t
Bernie Kosar	10/15/95	at New Orleans	42	29	368	3	2	31t
Dan Marino	12/9/90	PHILADELPHIA	54	27	365	2	0	37
Steve DeBerg	12/5/93	N.Y. Giants	41	26	365	1	2	44
Ryan Fitzpatrick	12/1/19	PHILADELPHIA	39	27	365	3	1	43t
Tua Tagovailoa	11/28/24	at Green Bay	46	37	365	2	0	30
Chad Henne	9/26/10	N.Y. JETS	44	26	363	2	1	40
Dan Marino	11/10/85	N.Y. JETS	37	21	362	3	3	60
Tua Tagovailoa	1/3/21	at Buffalo	58	35	361	1	3	31
Gus Frerotte	11/13/05	NEW ENGLAND	47	25	360	2	1	47
Dan Marino	11/6/88	at New England	51	29	359	1	2	32
Dan Marino	11/12/89	at N.Y. Jets	34	18	359	3	2	78t
Dan Marino	11/27/94	at N.Y. Jets	44	31	359	4	2	28t
Ryan Tannehill	9/20/15	at Jacksonville	44	30	359	2	0	48
Dan Marino	10/25/92	INDIANAPOLIS	45	25	355	2	3	48t
Dan Marino	12/21/98	DENVER	38	23	355	4	1	56t
Dan Marino	11/27/88	at N.Y. Jets	35	17	353	5	0	80t
Ryan Tannehill	11/29/15	at N.Y. Jets	58	33	351	3	1	40
Ryan Tannehill	1/3/16	NEW ENGLAND	38	25	350	2	0	46
Ryan Fitzpatrick	10/11/20	at San Francisco	28	22	350	3	0	70
Bob Griese	11/20/78	at Houston	33	23	349	2	1	47
Chad Henne	12/20/09	at Tennessee	46	29	349	1	3	57
Ryan Tannehill	12/14/14	at New England	47	29	346	1	2	50
Dan Marino	12/8/85	at Green Bay	44	30	345	5	1	61
Scott Mitchell	10/31/93	KANSAS CITY	33	22	344	3	0	77t
Steve DeBerg	12/13/93	PITTSBURGH	44	27	344	1	2	47
Dan Marino	12/3/95	ATLANTA	50	35	343	2	2	32
Chad Pennington	11/23/08	NEW ENGLAND	41	24	341	3	1	46
Dan Marino	12/17/84	DALLAS	40	23	340	4	2	63
Dan Marino	12/24/89	KANSAS City	47	28	339	3	1	35
Dan Marino	11/18/84	at San Diego	41	28	338	2	1	32
Tua Tagovailoa	9/8/24	JACKSONVILLE	37	23	338	1	0	80t
Dan Marino	10/12/86	BUFFALO	41	24	337	1	1	39
Chad Henne	12/6/09	NEW ENGLAND	52	29	335	2	1	29
Dan Marino	10/22/89	GREEN BAY	37	24	333	2	2	61
Dan Marino	11/12/95	NEW ENGLAND	37	27	333	2	2	31t
Dan Marino	11/1/87	PITTSBURGH	31	25	332	4	2	50t



DOLPHINS OUTSTANDING PERFORMANCES

GAMES OF 300+ PASSING YARDS								
PLAYER	DATE	OPPONENT	ATT.	COMP.	YDS.	TD	INT.	LG
Ryan Tannehill	12/1/13	at N.Y. Jets	43	28	331	2	1	31t
Tua Tagovailoa	12/8/24	N.Y. JETS	47	33	331	2	0	21
Dan Marino	11/17/85	at Indianapolis	37	22	330	1	0	42
Dan Marino	9/15/85	INDIANAPOLIS	48	29	329	2	0	26
Dan Marino	10/16/88	SAN DIEGO	45	26	329	1	0	51
Ryan Tannehill	12/27/15	INDIANAPOLIS	38	26	329	0	1	49
Tua Tagovailoa	10/17/21	at Jacksonville	47	33	329	2	1	32
Teddy Bridgewater	10/16/22	MINNESOTA	34	23	329	2	2	49
Jay Fiedler	12/28/03	N.Y. JETS	29	21	328	1	1	59
Ryan Fitzpatrick	9/20/20	BUFFALO	47	31	328	2	0	27
Bob Griese	9/14/69	at Cincinnati	39	19	327	1	2	50
Dan Marino	11/18/91	BUFFALO	42	23	326	2	2	41
Tua Tagovailoa	11/19/23	LAS VEGAS	39	28	325	2	1	38t
Dan Marino	9/7/97	TENNESSEE	43	24	324	0	0	50
Tua Tagovailoa	10/29/23	NEW ENGLAND	45	30	324	3	1	42t
* Dan Marino	1/12/91	at Buffalo	49	23	323	3	2	64t
Dan Marino	10/12/98	at Jacksonville	49	30	323	2	1	28
Ryan Fitzpatrick	11/17/19	BUFFALO	45	32	323	0	0	50
Don Strock	12/15/79	N.Y. JETS	41	26	322	1	2	38
Dan Marino	10/9/83	BUFFALO	29	19	322	3	2	63
Dan Marino	9/14/92	at Cleveland	35	25	322	1	0	47
Dan Marino	12/27/99	N.Y. JETS	52	29	322	3	3	32t
Chad Henne	12/27/09	HOUSTON	55	35	322	1	1	35
Dan Marino	10/14/84	HOUSTON	32	25	321	3	0	32
Dan Marino	10/6/91	at New England	38	25	321	2	0	34
Dan Marino	11/16/92	BUFFALO	33	22	321	2	1	55
Dan Marino	12/13/98	N.Y. JETS	57	30	321	1	1	31
Dan Marino	12/27/98	at Atlanta	36	21	320	1	2	50
Jay Fiedler	12/22/01	at New England	37	21	320	1	0	44
Ryan Fitzpatrick	12/29/19	at New England	41	28	320	1	0	28
Ryan Tannehill	9/15/13	at Indianapolis	34	23	319	1	0	67
Ryan Tannehill	9/25/16	Cleveland	39	25	319	3	2	42t
** Dan Marino	1/20/85	vs. San Francisco	50	29	318	1	2	30
Trent Green	9/23/07	at N.Y. Jets	36	23	318	1	1	43
Tua Tagovailoa	11/24/24	NEW ENGLAND	40	29	317	4	0	29
Dan Marino	10/21/84	at New England	39	24	316	4	1	28
Tua Tagovailoa	12/13/20	KANSAS CITY	48	28	316	2	1	29t
Cleo Lemon	12/16/07	BALTIMORE	49	23	315	1	0	64t
Ryan Fitzpatrick	10/4/20	SEATTLE	35	29	315	0	2	26
Tua Tagovailoa	9/14/25	NEW ENGLAND	32	26	315	2	1	47
Chad Pennington	10/26/08	BALTIMORE	30	22	314	1	0	64
Dan Marino	12/5/99	INDIANAPOLIS	38	24	313	3	1	33t
Dan Marino	11/20/94	at Pittsburgh	45	31	312	1	1	45
Ryan Tannehill	12/15/13	NEW ENGLAND	37	25	312	3	0	39t
Dan Marino	9/2/84	at Washington	28	21	311	5	0	74
Dan Marino	12/4/94	BUFFALO	42	25	311	3	3	45t
Jay Cutler	11/5/17	Oakland	42	34	311	3	0	27
Dan Marino	12/7/97	DETROIT	39	24	310	2	1	27t
Jay Fiedler	9/29/02	at Kansas City	45	29	310	1	4	38
Ryan Tannehill	11/24/13	CAROLINA	42	28	310	1	1	57
Tua Tagovailoa	12/25/22	GREEN BAY	25	16	310	1	3	84t
Tua Tagovailoa	9/24/23	DENVER	26	23	309	4	0	54t
David Woodley	9/27/81	at Baltimore	30	19	309	2	0	48
Tua Tagovailoa	10/8/23	N.Y. GIANTS	30	22	308	2	2	69t
John Stofa	12/18/66	HOUSTON	38	22	307	4	2	48t
Dan Marino	12/1/91	TAMPA BAY	32	20	307	2	0	51
Chad Henne	11/28/10	at Oakland	30	17	307	2	1	57t
Ryan Tannehill	10/6/13	BALTIMORE	40	21	307	1	0	49
Ryan Tannehill	11/8/15	at Buffalo	35	26	307	0	0	46
Bob Griese	10/17/76	KANSAS CITY	35	25	306	1	2	39
Chad Henne	10/4/10	NEW ENGLAND	38	28	305	2	3	28t
Dan Marino	12/4/88	INDIANAPOLIS	32	26	304	3	1	55
Dan Marino	11/30/86	ATLANTA	40	20	303	2	4	54t
Dan Marino	10/25/87	BUFFALO	36	24	303	4	0	25t
A.J. Feeley	12/5/04	BUFFALO	51	25	303	3	5	36
Dan Marino	10/20/85	TAMPA BAY	39	27	302	3	1	42
Tua Tagovailoa	11/6/22	at Chicago	30	21	302	3	0	39
Dan Marino	9/28/86	SAN FRANCISCO	46	27	301	1	4	24
Dan Marino	12/10/89	NEW ENGLAND	32	21	300	0	1	36
Ryan Tannehill	10/29/15	at New England	44	28	300	0	2	29



DOLPHINS OUTSTANDING PERFORMANCES

GAMES OF 100+ RECEIVING YARDS

PLAYER	DATE	OPPONENT	NO.	YDS.	TD	LG
Brian Hartline	9/30/12	at Arizona	12	253	1	80t
Chris Chambers	12/4/05	BUFFALO	15	238	1	57
Mark Duper	11/10/85	N.Y. JETS	8	217	2	60t
Tyreek Hill	9/10/23	at L.A. Chargers	11	215	2	47
Irving Fryar	9/4/94	NEW ENGLAND	5	211	3	54t
Nat Moore	10/4/81	N.Y. JETS	7	210	2	52
Mark Duper	10/9/83	BUFFALO	7	202	2	63
Tyreek Hill	9/18/22	at Baltimore	11	190	2	60t
Tyreek Hill	10/30/22	at Detroit	12	188	0	42
Tyreek Hill	10/8/23	N.Y. GIANTS	8	181	1	69t
Duriel Harris	10/28/79	GREEN BAY	10	180	1	37t
Kenny Stills	11/19/17	TAMPA BAY	7	180	1	61t
Mark Duper	9/2/84	at Washington	6	178	2	74t
Mark Clayton	12/2/84	L.A. RAIDERS	9	177	2	64t
Tyreek Hill	10/16/22	MINNESOTA	12	177	0	28
Ted Ginn, Jr.	10/26/08	BUFFALO	7	175	0	64
Mark Clayton	9/21/86	at N.Y. Jets	8	174	1	42
Mark Duper	9/23/84	INDIANAPOLIS	7	173	2	80t
Jaylen Waddle	9/18/22	at Baltimore	11	171	2	59
Mark Duper	12/20/87	WASHINGTON	6	170	3	59t
Tony Martin	10/10/99	at Indianapolis	10	166	1	40
Brandon Marshall	9/26/10	N.Y. JETS	10	166	1	40
Duriel Harris	10/25/81	at Dallas	6	165	0	45
Jarvis Landry	11/29/15	at N.Y. Jets	13	165	1	40
Jimmy Cefalo	10/25/81	at Dallas	5	164	1	69t
Mark Duper	9/30/84	at St. Louis	8	164	0	51
Tyreek Hill	10/15/23	CAROLINA	6	163	1	47
Bo Roberson	12/4/66	at Denver	6	161	0	71
Irving Fryar	9/25/94	at Minnesota	6	160	0	43
Tyreek Hill	9/29/22	at Cincinnati	10	160	0	64
DeVante Parker	12/1/19	PHILADELPHIA	7	159	2	43t
Tyreek Hill	9/24/23	DENVER	9	157	1	54t
Tyreek Hill	12/3/23	at Washington	5	157	2	78t
Paul Warfield	11/14/71	PITTSBURGH	3	158	3	86t
Mark Duper	11/4/84	at N.Y. Jets	7	155	0	54
Albert Wilson	10/14/18	CHICAGO	6	155	2	75t
Mark Duper	9/21/86	at N.Y. Jets	7	154	2	46t
* O.J. McDuffie	12/30/95	at Buffalo	11	154	1	31
Mark Clayton	10/23/88	N.Y. JETS	10	153	2	45t
Oronde Gadsden	12/27/98	at Atlanta	9	153	0	50
Chris Chambers	12/28/03	N.Y. JETS	9	153	1	24
Mark Clayton	12/17/84	DALLAS	4	150	3	63t
* Mark Duper	1/6/85	PITTSBURGH	5	148	2	41t
Terry Kirby	12/19/93	Buffalo	9	148	1	30t
Paul Warfield	9/19/71	at Denver	6	146	1	36
Chris Chambers	1/2/05	at Baltimore	4	146	1	76t
Tyreek Hill	12/4/22	at San Francisco	9	146	1	45t
Tyreek Hill	11/19/23	LAS VEGAS	10	146	1	38t
Duriel Harris	11/8/81	at New England	8	145	0	55
Mark Duper	12/14/86	at L.A. Rams	5	145	3	69t
Nat Moore	12/17/77	BUFFALO	5	144	1	67
Jaylen Waddle	11/24/24	NEW ENGLAND	8	144	1	29
Mark Clayton	9/30/84	at St. Louis	5	143	1	42
Mark Clayton	9/7/86	at San Diego	5	143	2	49t
Brandon Marshall	12/24/11	at New England	6	143	1	47
Tyreek Hill	11/6/22	at Chicago	7	143	1	39
Jaylen Waddle	12/25/22	GREEN BAY	5	143	1	84t
Jaylen Waddle	12/17/23	N.Y. JETS	8	142	1	60t
Otto Stowe	11/27/72	ST. LOUIS	6	140	2	37t
* Paul Warfield	12/25/71	at Kansas City	7	140	0	42
Paul Warfield	11/17/74	BUFFALO	4	139	1	54
Fred Barnett	12/8/96	N.Y. GIANTS	4	139	0	66
Brandon Marshall	9/12/11	New England	7	139	0	31
Mark Clayton	9/1/91	at Buffalo	6	138	2	43t
Chris Chambers	12/15/02	OAKLAND	7	138	0	40
Patrick Cobbs	10/12/08	at Houston	3	138	2	80t
O.J. McDuffie	10/27/97	CHICAGO	7	137	0	55
DeVante Parker	12/29/19	at New England	8	137	0	28
Jaylen Waddle	11/28/21	CAROLINA	9	137	1	57
Lamar Thomas	12/21/98	DENVER	6	136	3	56t
O.J. McDuffie	9/7/97	TENNESSEE	8	135	0	50
Jarvis Landry	9/18/16	at New England	10	135	0	33
Kenny Stills	12/9/18	NEW ENGLAND	8	135	1	43



DOLPHINS OUTSTANDING PERFORMANCES

GAMES OF 100+ RECEIVING YARDS

PLAYER	DATE	OPPONENT	NO.	YDS.	TD	LG
DeVante Parker	11/17/19	BUFFALO	7	135	0	50
Mark Duper	10/30/83	L.A. RAMS	7	134	1	46t
Mark Duper	12/9/91	CINCINNATI	7	134	1	43t
DeVante Parker	10/25/18	at Houston	6	134	0	46
Paul Warfield	12/10/72	at N.Y. Giants	4	132	1	44
Mark Duper	10/23/88	N.Y. JETS	6	132	0	56
O.J. McDuffie	11/8/98	INDIANAPOLIS	9	132	2	61t
Mike Gesicki	9/20/20	BUFFALO	8	130	1	27
Tyreek Hill	9/8/24	JACKSONVILLE	7	130	1	80t
Mark Duper	10/15/89	at Cincinnati	5	129	0	41
Davone Bess	11/25/12	Seattle	7	129	0	39
Jaylen Waddle	10/16/22	MINNESOTA	6	129	0	49
Bo Roberson	9/18/66	at Buffalo	5	128	1	54t
Marlin Briscoe	11/12/72	NEW ENGLAND	4	128	2	51t
Mark Clayton	12/3/89	at Kansas City	9	128	1	47
Chris Chambers	10/24/04	ST. LOUIS	3	128	1	71t
Duriel Harris	10/9/77	at Baltimore	4	127	0	47
Nat Moore	9/30/79	at N.Y. Jets	8	127	1	36
Mark Clayton	12/9/84	at Indianapolis	9	127	1	32
Brandon Marshall	10/17/10	at Green Bay	10	127	0	23
Brian Hartline	12/1/13	at N.Y. Jets	9	127	1	31t
Mike Wallace	11/24/13	CAROLINA	5	127	1	57
Jack Clancy	12/3/67	at Houston	7	126	1	44t
* Paul Warfield	1/2/72	BALTIMORE	2	125	1	75t
Mark Clayton	11/12/89	at N.Y. Jets	4	125	1	78t
Mark Duper	10/7/90	N.Y. JETS	5	125	2	69t
Howard Twilley	11/3/68	at San Diego	7	124	1	38
Nat Moore	10/10/76	at Baltimore	3	124	1	67t
Chris Chambers	12/22/01	at New England	7	124	0	44
Mark Duper	9/13/87	at New England	9	123	2	26
Oronde Gadsden	10/10/99	at Indianapolis	4	123	1	62
Marty Booker	10/10/04	at New England	7	123	0	45
Davone Bess	9/30/12	at Arizona	7	123	0	21
Paul Warfield	10/10/70	at N.Y. Jets	5	122	1	40
Mark Clayton	11/3/85	at New England	7	122	0	39
Mark Clayton	10/29/89	at Buffalo	7	122	1	44t
Mel Baker	12/15/74	NEW ENGLAND	4	121	2	46t
Nat Moore	9/23/79	CHICAGO	5	121	0	36
Mark Duper	11/20/83	BALTIMORE	5	121	1	85t
O.J. McDuffie	10/20/96	at Philadelphia	7	121	2	36
Chris Chambers	12/11/05	at San Diego	8	121	2	35t
Chris Chambers	12/3/06	JACKSONVILLE	8	121	0	46
Jaylen Waddle	10/29/23	NEW ENGLAND	7	121	1	31t
Paul Warfield	10/3/70	OAKLAND	3	120	2	54t
Tony Nathan	9/29/85	at Denver	10	120	0	73
Tony Martin	9/10/00	at Minnesota	6	120	0	44
Rishard Matthews	11/11/13	at Tampa Bay	11	120	2	19t
Jarvis Landry	9/25/16	Cleveland	7	120	1	42t
Duriel Harris	11/18/79	at Cleveland	4	119	0	51
Fred Banks	12/10/89	NEW ENGLAND	6	119	0	36
Oronde Gadsden	10/23/00	at N.Y. Jets	7	119	0	29
DeVante Parker	11/29/20	at N.Y. Jets	8	119	0	25
Tony Nathan	9/28/80	NEW ORLEANS	7	118	0	22
Mark Duper	10/16/88	SAN DIEGO	7	118	1	51
Fred Banks	12/12/88	CLEVELAND	6	118	0	46
* O.J. McDuffie	1/9/99	at Denver	9	118	0	23
Tony Martin	10/17/99	at New England	7	118	1	69t
Chris Chambers	9/7/03	HOUSTON	7	118	2	57t
Duriel Harris	9/9/79	SEATTLE	5	117	0	51
* Mark Duper	12/31/83	SEATTLE	9	117	1	32t
Ferrell Edmunds	11/27/88	at N.Y. Jets	2	117	1	80t
Mark Ingram	11/27/94	at N.Y. Jets	9	117	4	28t
Davone Bess	12/6/09	NEW ENGLAND	10	117	1	19
Duriel Harris	11/12/76	BALTIMORE	5	116	0	44
Duriel Harris	11/25/79	at Baltimore	7	116	2	31t
Mark Clayton	11/27/88	at N.Y. Jets	7	116	2	31t
Oronde Gadsden	11/25/01	at Buffalo	8	116	0	42
DeVante Parker	1/3/21	at Buffalo	7	116	0	31
Mark Duper	11/30/86	ATLANTA	4	115	1	54t
Marty Booker	11/23/06	at Detroit	7	115	2	48
Mike Wallace	9/15/13	at Indianapolis	9	115	1	34
Rishard Matthews	9/20/15	at Jacksonville	6	115	0	48
Mike Gesicki	10/17/21	at Jacksonville	8	115	0	32



DOLPHINS OUTSTANDING PERFORMANCES

GAMES OF 100+ RECEIVING YARDS

PLAYER	DATE	OPPONENT	NO.	YDS.	TD	LG
Tyreek Hill	12/8/24	N.Y. JETS	10	115	1	21
Jack Clancy	11/19/67	at Oakland	8	114	0	39
Nat Moore	9/25/77	at San Francisco	3	114	2	73t
Duriel Harris	11/30/81	PHILADELPHIA	9	114	1	39
* Tony Nathan	1/2/82	SAN DIEGO	9	114	1	32
Freddie Solomon	12/5/76	BUFFALO	5	114	1	53t
* Tony Nathan	1/6/85	PITTSBURGH	8	114	0	30
Oronde Gadsden	1/2/00	at Washington	9	114	1	26
Brian Hartline	9/8/13	at Cleveland	9	114	1	34t
Charles Clay	12/21/14	MINNESOTA	6	114	0	41
Jaylen Waddle	12/17/22	at Buffalo	3	114	1	67t
Jaylen Waddle	11/24/23	at N.Y. Jets	8	114	0	32
Joe Auer	9/17/67	DENVER	2	113	1	68t
Marlin Briscoe	9/15/74	at New England	9	113	1	20
Nat Moore	11/2/75	at Chicago	4	113	1	79t
Mark Duper	9/24/89	N.Y. JETS	6	113	0	26
* Mark Duper	1/12/91	at Buffalo	3	113	1	64t
Irving Fryar	11/20/94	at Pittsburgh	6	113	0	45
Irving Fryar	9/10/95	at New England	3	113	2	67t
Chris Chambers	11/11/01	at Indianapolis	3	113	2	74t
Rishard Matthews	9/27/15	BUFFALO	6	113	2	46t
Jonnu Smith	11/28/24	at Green Bay	10	113	0	16
Irving Fryar	11/13/94	CHICAGO	9	112	0	21
Tyreek Hill	10/29/23	NEW ENGLAND	8	112	1	42t
James McKnight	11/24/02	SAN DIEGO	3	111	1	77
Davone Bess	11/28/10	at Oakland	6	111	0	29
Greg Camarillo	11/2/08	at Denver	11	111	0	23
Brian Hartline	9/16/12	Oakland	9	111	0	21
Jarvis Landry	12/27/15	Indianapolis	7	111	0	26
DeVante Parker	12/22/19	CINCINNATI	5	111	1	51
Frank Jackson	12/18/66	HOUSTON	4	110	1	48t
Mark Clayton	10/7/84	at Pittsburgh	5	110	0	33
Jaylen Waddle	10/5/25	at Carolina	6	110	1	46
Mark Duper	11/2/86	HOUSTON	2	110	1	85t
Jim Jensen	11/6/88	at New England	12	110	0	17
Scott Schwedes	12/18/88	at Pittsburgh	4	110	0	42
Tony Martin	10/4/93	Washington	4	110	1	80t
Irving Fryar	12/4/94	BUFFALO	5	110	2	45t
Irving Fryar	9/3/95	N.Y. JETS	5	110	2	50t
O.J. McDuffie	11/23/97	at New England	9	110	0	27
Marty Booker	10/22/06	GREEN BAY	7	110	1	40
Greg Camarillo	12/13/09	at Jacksonville	7	110	0	24
Jarvis Landry	9/20/15	at Jacksonville	8	110	0	36
DeVante Parker	10/4/20	SEATTLE	10	110	0	21
Tyreek Hill	9/14/25	NEW ENGLAND	6	109	0	47
Jim Kick	10/26/69	BUFFALO	3	109	1	53t
Duriel Harris	9/11/83	NEW ENGLAND	4	109	1	64t
Nat Moore	9/29/85	at Denver	5	109	1	69t
Mark Clayton	10/19/86	L.A. RAIDERS	4	109	1	68t
Mark Duper	11/16/86	at Buffalo	7	109	1	27t
* Keith Jackson	1/8/95	at San Diego	8	109	2	31
Tony Martin	12/5/99	INDIANAPOLIS	6	109	1	33t
Chris Chambers	9/16/07	DALLAS	9	109	0	24
Greg Camarillo	12/16/07	BALTIMORE	3	109	1	64t
Brandon Marshall	10/17/11	at N.Y. Jets	6	109	0	46
Charles Clay	9/15/13	at Indianapolis	5	109	0	67
Jaylen Waddle	9/8/24	JACKSONVILLE	5	109	0	63
Paul Warfield	10/31/71	at L.A. Rams	3	108	1	74t
Mark Clayton	12/12/88	CLEVELAND	8	108	2	21
O.J. McDuffie	11/6/94	INDIANAPOLIS	7	108	1	28t
Ted Ginn, Jr.	9/21/09	INDIANAPOLIS	11	108	0	21
Jarvis Landry	12/17/16	at N.Y. Jets	3	108	1	66t
Mark Duper	12/2/85	CHICAGO	5	107	0	52
Scott Schwedes	11/12/89	at N.Y. Jets	3	107	1	65t
Terry Kirby	12/13/93	Pittsburgh	7	107	0	47
Anthony Fasano	11/14/10	TENNESSEE	5	107	1	31
Brian Hartline	11/4/12	at Indianapolis	8	107	0	35
Jakeem Grant Sr.	12/24/17	at Kansas City	4	107	1	65t
Larry Seiple	11/16/69	at Buffalo	8	106	0	25
Nat Moore	10/17/76	KANSAS CITY	5	106	0	39
* Duriel Harris	1/2/82	SAN DIEGO	6	106	0	34
Mark Clayton	10/28/84	BUFFALO	3	106	2	65t
Mark Clayton	9/15/85	INDIANAPOLIS	8	106	1	26



DOLPHINS OUTSTANDING PERFORMANCES

GAMES OF 100+ RECEIVING YARDS

PLAYER	DATE	OPPONENT	NO.	YDS.	TD	LG
Tony Martin	12/1/91	TAMPA BAY	5	106	1	51
Mark Duper	12/15/91	at San Diego	8	106	0	39
O.J. McDuffie	11/10/96	INDIANAPOLIS	6	106	1	36
Charles Jordan	11/30/97	at Oakland	5	106	2	44t
Brandon Marshall	12/19/10	BUFFALO	11	106	1	16
Brandon Marshall	11/6/11	at Kansas City	8	106	1	30
DeVante Parker	1/3/16	NEW ENGLAND	5	106	1	46
DeVante Parker	9/18/16	at New England	8	106	0	28
Kenny Stills	9/9/18	TENNESSEE	4	106	2	75t
Jaylen Waddle	10/30/22	at Detroit	8	106	2	29t
Preston Williams	10/11/20	at San Francisco	4	106	1	47
Nat Moore	11/4/84	at N.Y. Jets	5	105	1	37t
Andre Brown	10/29/89	at Buffalo	5	105	1	44t
O.J. McDuffie	12/13/98	N.Y. JETS	11	105	1	20
Mike Wallace	10/6/13	BALTIMORE	7	105	0	49
Mike Wallace	12/15/13	NEW ENGLAND	6	105	1	39
Tyreek Hill	12/29/24	at Cleveland	9	105	0	25
Joe Auer	11/27/66	NEW ENGLAND	5	104	1	22
Karl Noonan	9/14/68	HOUSTON	7	104	1	44
Paul Warfield	10/3/71	N.Y. JETS	4	104	0	—
Paul Warfield	9/15/74	at New England	5	104	0	39
Howard Twilley	10/17/76	KANSAS CITY	8	104	1	20
Mark Clayton	12/13/87	at Philadelphia	7	104	2	21
Tony Martin	10/13/91	at Kansas City	4	104	0	54
Chris Chambers	11/7/04	ARIZONA	7	104	0	30
Marty Booker	9/11/05	DENVER	5	104	1	60t
Mike Wallace	12/14/14	at New England	5	104	1	50
Paul Warfield	12/15/73	DETROIT	6	103	4	29
Irving Fryar	9/26/93	at Buffalo	7	103	1	36t
Mark Ingram	10/31/93	Kansas city	4	103	1	77t
Irving Fryar	11/7/93	at N. Y. Jets	6	103	1	65t
Irving Fryar	11/27/94	at N.Y. Jets	5	103	0	25
Oronde Gadsden	12/5/99	INDIANAPOLIS	6	103	1	24t
Chris Chambers	11/21/04	at Seattle	9	103	1	28
Marty Booker	12/10/06	NEW ENGLAND	8	103	1	32t
Brandon Marshall	11/24/11	at Dallas	5	103	1	39
DeVante Parker	11/13/16	at San Diego	5	103	0	56
Jarvis Landry	12/11/16	ARIZONA	4	103	0	71
Tyreek Hill	12/25/22	GREEN BAY	4	103	0	52
Jack Clancy	10/8/67	KANSAS CITY	6	102	0	28
Larry Seiple	11/2/69	at N.Y. Jets	7	102	2	29t
Nat Moore	11/9/75	N.Y. JETS	4	102	0	63
Nat Moore	12/15/79	N.Y. JETS	5	102	0	34
Tony Nathan	11/20/80	SAN DIEGO	7	102	1	20
Mark Duper	9/28/86	SAN FRANCISCO	7	102	0	24
Mark Duper	10/5/86	at New England	4	102	0	45
Mark Clayton	12/10/89	NEW ENGLAND	6	102	0	34
Mark Clayton	12/24/89	KANSAS CITY	6	102	1	35
O.J. McDuffie	11/29/98	NEW ORLEANS	9	102	3	22t
Tony Martin	12/27/99	N.Y. JETS	6	102	1	32t
Oronde Gadsden	11/4/01	CAROLINA	5	102	0	61
Chris Chambers	9/29/02	at Kansas City	6	102	0	38
Randy McMichael	10/19/03	NEW ENGLAND	8	102	0	22
Marty Booker	11/13/05	NEW ENGLAND	5	102	0	35
Brandon Marshall	12/26/10	DETROIT	10	102	0	14
* Jarvis Landry	1/8/17	at Pittsburgh	11	102	0	17
Jaylen Waddle	9/25/22	BUFFALO	4	102	0	45
Tyreek Hill	11/24/23	at N.Y. Jets	9	102	1	35
Jim Mandich	9/29/74	at San Diego	4	101	0	44
* Tony Nathan	1/4/86	CLEVELAND	10	101	0	39
Tony Nathan	9/28/86	SAN FRANCISCO	10	101	0	18
Mark Duper	10/19/86	L.A. RAIDERS	5	101	0	44
Tony Martin	9/13/99	at Denver	4	101	0	40
Chris Chambers	11/25/01	at Buffalo	5	101	2	32t
Chris Chambers	11/27/05	at Oakland	6	101	0	24
Chris Chambers	9/23/07	at N.Y. Jets	6	101	0	26
Jonnu Smith	11/17/24	LAS VEGAS	6	101	2	57t
Mark Duper	11/1/87	PITTSBURGH	5	100	1	50t
Mark Clayton	9/29/91	at N.Y. Jets	7	100	1	25
Mark Duper	11/16/92	BUFFALO	5	100	0	55
Keith Jackson	9/18/94	N.Y. JETS	6	100	0	35
Charles Jordan	9/14/97	at Green Bay	4	100	1	44
Kenny Stills	10/23/16	BUFFALO	5	100	1	66t



DOLPHINS OUTSTANDING PERFORMANCES

GAMES OF 100+ RUSHING YARDS

PLAYER	DATE	OPPONENT	ATT.	YDS.	TD	LG
Ricky Williams	12/1/02	at Buffalo	27	228	2	55t
Ricky Williams	12/9/02	CHICAGO	31	216	2	63t
Jay Ajayi	10/23/16	BUFFALO	28	214	1	53
* Lamar Smith	12/30/00	INDIANAPOLIS	40	209	2	24
Jay Ajayi	12/24/16	at Buffalo	32	206	1	57
Jay Ajayi	10/16/16	PITTSBURGH	25	204	2	62t
De'Von Achane	9/24/23	DENVER	18	203	2	67t
Reggie Bush	12/18/11	at Buffalo	25	203	1	76t
+ Mercury Morris	9/30/73	NEW ENGLAND	15	197	3	70t
Ricky Williams	12/29/02	at New England	31	185	2	30
Lamar Miller	12/28/14	N.Y. JETS	19	178	1	97t
Lamar Miller	10/25/15	HOUSTON	14	175	1	85t
De'Von Achane	11/9/25	BUFFALO	22	174	2	59t
Gary Davis	12/17/77	BUFFALO	26	172	1	60t
Ricky Williams	12/24/05	TENNESSEE	26	172	1	35
Reggie Bush	9/16/12	Oakland	26	172	2	65t
Troy Stradford	11/22/87	at Dallas	17	169	1	51
Sammie Smith	9/9/90	at New England	23	159	1	27
Lamar Smith	1/6/02	BUFFALO	30	158	1	25
Ronnie Brown	11/5/06	at Chicago	29	157	0	27
Lamar Smith	10/23/00	at N.Y. Jets	23	155	2	68t
Ricky Williams	9/21/03	BUFFALO	42	153	1	21
Karim Abdul-Jabbar	12/22/96	at N.Y. Jets	30	152	1	17t
Abner Haynes	9/17/67	DENVER	12	151	2	65t
Delvin Williams	11/9/80	at Los Angeles	12	151	0	65
Ricky Williams	9/22/02	N.Y. JETS	24	151	1	53t
De'Von Achane	10/8/23	N.Y. GIANTS	11	151	1	76t
Bernie Parmalee	10/16/94	L.A. RAIDERS	30	150	0	26
Lorenzo Hampton	11/24/86	N.Y. JETS	19	148	2	54t
Mark Higgs	9/1/91	at Buffalo	30	146	1	20
** Larry Csonka	1/13/74	vs. Minnesota	33	145	2	14t
Lamar Smith	9/3/00	SEATTLE	27	145	1	36
Mercury Morris	11/11/73	BALTIMORE	12	144	2	53t
Delvin Williams	11/12/78	at Buffalo	26	144	2	26t
Lamar Smith	10/7/01	NEW ENGLAND	29	144	1	19
Ricky Williams	11/24/02	SAN DIEGO	29	143	2	19
Leroy Harris	12/5/77	BALTIMORE	17	140	1	77t
Benny Malone	10/9/77	at Baltimore	12	139	2	62t
Larry Csonka	10/24/71	at N.Y. Jets	20	137	2	21t
Ronnie Brown	9/21/09	INDIANAPOLIS	24	136	2	19
Raheem Mostert	12/17/22	at Buffalo	17	136	0	67
Delvin Williams	9/17/78	BUFFALO	24	135	1	18t
De'Von Achane	11/30/25	NEW ORLEANS	22	134	1	29t
Ronnie Brown	9/30/07	OAKLAND	15	134	1	60
Knowshon Moreno	9/7/14	NEW ENGLAND	24	134	1	15
Ricky Williams	9/15/02	at Indianapolis	24	132	0	19
Ronnie Brown	9/25/05	CAROLINA	23	132	1	58
Mark Higgs	12/1/91	TAMPA BAY	25	131	1	19t
Jay Ajayi	10/15/17	at Atlanta	26	130	0	18
Andra Franklin	12/5/82	MINNESOTA	28	129	1	12t
De'Von Achane	10/12/25	L.A. CHARGERS	16	128	2	49
Bernie Parmalee	12/12/94	KANSAS CITY	19	127	1	47t
Karim Abdul-Jabbar	11/15/98	at Carolina	25	127	1	30
Ronnie Brown	10/15/06	at N.Y. Jets	22	127	1	26
Mercury Morris	10/5/75	at Green Bay	31	125	0	11
Lamar Smith	11/5/00	at Detroit	24	125	2	46t
Ricky Williams	9/14/03	at N.Y. Jets	34	125	1	22
Ronnie Brown	10/5/08	SAN DIEGO	24	125	1	13
Mercury Morris	10/26/75	at Buffalo	20	124	0	35
Karim Abdul-Jabbar	9/15/96	N.Y. JETS	23	124	2	29
Jesse Chatman	11/11/07	BUFFALO	27	124	0	23
Larry Csonka	12/2/74	CINCINNATI	24	123	0	24
Sammie Smith	11/5/89	Indianapolis	25	123	0	25
Bernie Parmalee	10/30/94	at New England	25	123	0	17
Sammy Morris	12/10/06	NEW ENGLAND	25	123	1	44
Kalen Ballage	12/16/18	at Minnesota	12	123	1	75t
Jay Ajayi	9/17/17	at L.A. Chargers	28	122	0	20
Salvon Ahmed	12/20/20	NEW ENGLAND	22	122	1	31
Larry Csonka	11/9/69	at Boston	16	121	1	54t
Jim Kiick	10/24/71	at N.Y. Jets	17	121	0	24
Raheem Mostert	9/17/23	at New England	18	121	2	43t
De'Von Achane	1/5/25	at N.Y. Jets	11	121	1	61
Don Nottingham	9/28/75	at New England	16	120	1	40t
Troy Stradford	12/7/87	N.Y. JETS	30	120	3	21



DOLPHINS OUTSTANDING PERFORMANCES

GAMES OF 100+ RUSHING YARDS

PLAYER	DATE	OPPONENT	ATT.	YDS.	TD	LG
Bernie Parmalee	10/22/95	at N.Y. Jets	24	120	0	25
Kenyan Drake	12/3/17	DENVER	23	120	1	42t
De'Von Achane	11/16/25	WASHINGTON	21	120	0	23
De'Von Achane	12/22/24	SAN FRANCISCO	17	120	1	50t
Benny Malone	10/31/76	NEW ENGLAND	21	119	0	17
Delvin Williams	9/3/78	at N.Y. Jets	11	119	1	58t
Tony Nathan	12/6/81	NEW ENGLAND	17	119	0	24
Ricky Williams	11/19/09	at Carolina	22	119	2	46t
Jeff Wilson Jr.	11/13/22	vs. Cleveland	17	119	1	20
Larry Csonka	9/17/72	at Kansas City	21	118	1	17t
Benny Malone	10/24/76	at Tampa Bay	22	118	1	28
* Larry Csonka	12/30/73	OAKLAND	29	117	3	15
Duke Johnson	1/9/22	NEW ENGLAND	25	117	1	27
Raheem Mostert	10/15/23	CAROLINA	17	115	2	49
Mercury Morris	11/7/71	BUFFALO	13	116	1	45
Delvin Williams	10/22/78	at New England	19	116	1	24
Larry Csonka	12/6/70	NEW ENGLAND	21	115	1	30
Karim Abdul-Jabbar	9/1/96	NEW ENGLAND	26	115	1	14
Ronnie Brown	12/31/06	at Indianapolis	21	115	0	47
Ronnie Brown	10/4/09	BUFFALO	20	115	2	38
Ricky Williams	11/29/09	at Buffalo	27	115	1	11
Larry Csonka	11/27/72	ST. LOUIS	16	114	0	20
Larry Csonka	10/15/73	at Cleveland	21	114	2	13
* Larry Csonka	12/21/74	at Oakland	24	114	0	26
Mercury Morris	10/19/75	at N.Y. Jets	16	114	1	49
Mark Higgs	10/24/93	Indianapolis	17	114	0	31
Ronnie Brown	10/7/07	at Houston	23	114	1	22
Kenyan Drake	12/11/17	NEW ENGLAND	25	114	0	31
Mercury Morris	12/3/72	at New England	15	113	0	20
Ronnie Brown	9/21/08	at New England	17	113	4	62t
Reggie Bush	12/24/11	at New England	22	113	0	12
Lamar Miller	10/18/15	at Tennessee	19	113	1	22
Lamar Miller	12/6/15	BALTIMORE	20	113	0	22
Raheem Mostert	10/9/22	at N.Y. Jets	18	113	1	24
** Larry Csonka	1/14/73	vs. Washington	15	112	0	22
* Andra Franklin	1/8/83	NEW ENGLAND	26	112	1	13
Ronnie Brown	9/23/07	at N.Y. Jets	23	112	2	13
Jim Kiick	11/10/68	at Buffalo	23	111	1	25t
Benny Malone	10/3/76	L.A. RAMS	19	111	1	20
Mark Higgs	9/8/91	INDIANAPOLIS	27	111	0	24
Mark Higgs	9/20/92	L.A. RAMS	23	111	0	12
Ricky Williams	9/8/02	DETROIT	20	111	2	37
Ricky Williams	12/21/03	at Buffalo	29	111	0	22
Jay Ajayi	11/6/16	N.Y. JETS	24	111	1	20t
Troy Stradford	11/1/87	PITTSBURGH	19	110	1	13
Ronnie Brown	12/25/06	N.Y. JETS	18	110	0	17
Lorenzo Hampton	12/22/86	NEW ENGLAND	13	109	0	20
Larry Csonka	11/30/70	at Atlanta	19	108	1	18
Jim Kiick	9/26/71	at Buffalo	20	108	0	16
Benny Malone	11/3/74	ATLANTA	24	108	1	13
Leroy Harris	11/20/77	at Cincinnati	20	108	0	16
Sammie Smith	12/30/90	INDIANAPOLIS	29	108	1	13
Mark Higgs	11/21/93	New England	19	108	0	29
Karim Abdul-Jabbar	10/19/97	at Baltimore	22	108	3	15
Karim Abdul-Jabbar	9/6/98	at Indianapolis	23	108	1	16
Karim Abdul-Jabbar	9/20/98	PITTSBURGH	33	108	1	18
Ricky Williams	1/1/06	at New England	28	108	1	09
Ricky Williams	12/13/09	at Jacksonville	28	108	1	12
Lamar Miller	9/21/14	KANSAS CITY	15	108	0	24
Larry Csonka	10/22/72	BUFFALO	18	107	1	21
Mercury Morris	11/19/72	N.Y. JETS	23	107	2	20t
Larry Csonka	11/4/73	at N.Y. Jets	19	107	0	16
Norm Bulaich	9/13/76	at Buffalo	19	107	0	26
Delvin Williams	10/9/78	CINCINNATI	24	107	0	19
Andra Franklin	12/12/82	at New England	23	107	0	15
Mark Higgs	11/8/92	at Indianapolis	20	107	1	22
Lamar Smith	12/10/01	INDIANAPOLIS	28	107	0	17
Ricky Williams	11/23/03	WASHINGTON	23	107	2	24t
Ricky Williams	12/15/03	PHILADELPHIA	18	107	1	45
Daniel Thomas	9/18/11	Houston	18	107	0	14
Duke Johnson	12/19/21	N.Y. Jets	22	107	2	12
De'Von Achane	12/31/23	at Baltimore	14	107	0	45
Jaylen Wright	12/7/25	at N.Y. Jets	24	107	1	12
Jim Kiick	11/2/69	at N.Y. Jets	15	106	0	27



DOLPHINS OUTSTANDING PERFORMANCES

GAMES OF 100+ RUSHING YARDS						
PLAYER	DATE	OPPONENT	ATT.	YDS.	TD	LG
Mercury Morris	11/5/72	at Buffalo	11	106	2	33
* Mercury Morris	12/23/73	CINCINNATI	20	106	1	25
Larry Csonka	9/29/74	at San Diego	21	106	2	14
J.J. Johnson	11/21/99	NEW ENGLAND	31	106	1	14
Ronnie Brown	10/30/05	at New Orleans	23	106	0	35
Benny Malone	10/16/77	N.Y. JETS	22	105	1	15t
Joe Carter	10/14/84	HOUSTON	13	105	1	25
Ricky Williams	10/6/02	NEW ENGLAND	36	105	0	12
Ricky Williams	11/16/03	BALTIMORE	36	105	0	16
Ricky Williams	11/9/08	SEATTLE	12	105	1	51t
Lamar Miller	10/31/13	CINCINNATI	16	105	0	41
Daniel Thomas	12/8/13	at Pittsburgh	16	105	1	55
Jim Kiick	10/6/68	at Houston	26	104	0	12
Larry Csonka	11/29/71	CHICAGO	16	104	1	19
Larry Csonka	9/16/73	SAN FRANCISCO	22	104	0	25
Benny Malone	10/27/74	BALTIMORE	19	104	1	23t
Benny Malone	12/8/74	at Baltimore	17	104	0	17
Gary Davis	11/24/77	at St. Louis	20	104	0	16
Karim Abdul-Jabbar	11/3/96	at New England	29	104	2	15
Ricky Williams	11/23/03	at Dallas	31	104	0	15
Reggie Bush	12/16/12	Jacksonville	21	104	0	53
Larry Csonka	9/26/71	at Buffalo	20	103	1	17
Andra Franklin	9/12/82	at N.Y. Jets	28	103	2	18
Bernie Parmalee	11/5/95	at San Diego	19	103	0	40
Karim Abdul-Jabbar	11/9/97	N.Y. JETS	25	103	2	13
Reggie Bush	10/30/11	at N.Y. Giants	15	103	0	35
Reggie Bush	12/11/11	Philadelphia	14	103	0	16
Larry Csonka	10/8/72	at N.Y. Jets	18	102	0	15
Don Nottingham	10/27/74	BALTIMORE	19	102	1	24
Don Nottingham	10/5/75	at Green Bay	21	102	3	14
Bernie Parmalee	11/26/95	at Indianapolis	20	102	0	15
Ricky Williams	11/17/02	BALTIMORE	26	102	2	18
Ricky Williams	11/15/09	TAMPA BAY	20	102	0	27
Andra Franklin	11/1/81	BALTIMORE	23	101	0	15
Ricky Williams	12/15/02	OAKLAND	27	101	0	16
Ronnie Brown	10/14/07	at Cleveland	19	101	0	15
Ronnie Brown	11/16/08	OAKLAND	16	101	0	21
Frank Gore	10/14/18	CHICAGO	15	101	0	32
De'Von Achane	10/1/23	at Buffalo	8	101	2	55
Mercury Morris	10/28/73	at New England	14	100	1	11
Terry Kirby	9/18/94	N.Y. JETS	15	100	1	30
Lamar Smith	12/3/00	at Buffalo	28	100	0	22
Reggie Bush	12/4/11	OAKLAND	22	100	1	29

* Playoff Game

** Super Bowl





OPPONENT INDIVIDUAL RECORDS

The following individual records relate solely to play against the Miami Dolphins. They include National Football League regular-season statistics only – with the exception of those single-game records marked by “*” or “***”

* - Playoff Game

*** - Super Bowl

SERVICE

MOST GAMES PLAYED

36	Tom Brady, NE (2001-19), TB (2021)
32	Pat Leahy, N.Y. Jets (1974-91)
31	Matthew Slater, NE (2008-23)
28	Andre Reed, Buffalo (1985-99)
28	Jim Ritcher, Buffalo (1980-95)
28	Bruce Smith, Buff., Wash. (1985-03)

RUSHING

MOST RUSHING YARDS

CAREER

1,620	Thurman Thomas, Buffalo (20 games), 364 att.
1,507	Freeman McNeil, N.Y. Jets (21 games), 281 att.
1,507	Curtis Martin, N.E., N.Y. Jets (20 games), 409 att.
1,177	O.J. Simpson, Buffalo (16 games), 240 att.
1,065	Eric Dickerson, L.A. Rams, Ind., L.A. Raiders (11 games), 231 att.

GAME

206	Rico Dowdle, at Carolina (10/5/25 at Carolina), 23 att.
203	O.J. Simpson, Buffalo (12/5/76 at Miami), 24 att.
203	Rueben Mayes, New Orleans (12/7/86 at New Orleans), 28 att.
199	Earl Campbell, Houston (11/20/78 at Houston), 28 att.
*199	Terrell Davis, Denver (1/9/99 at Denver), 21 att.
179	Justin Fargas, Oakland (9/30/07 at Miami), 22 att.

MOST RUSHING ATTEMPTS

CAREER

409	Curtis Martin, N.E., N.Y. Jets (20 games)
364	Thurman Thomas, Buffalo (20 games)
281	Freeman McNeil, N.Y. Jets (21 games)
240	O.J. Simpson, Buffalo (16 games)
235	Lydell Mitchell, S.D., Balt. (12 games)

GAME

**38	John Riggins, Washington (1/30/83 at Pasadena), 166 yards
38	Lee Suggs, Cleveland (12/26/04 at Miami), 143 yards
36	James Jones, Detroit (10/27/85 at Detroit), 114 yards
36	Curtis Martin, N.Y. Jets (10/4/98 at New York), 108 yards
35	Lydell Mitchell, Baltimore (12/9/73 at Baltimore), 104 yards
35	Thurman Thomas, Buffalo (12/17/95 at Buffalo), 148 yards
35	Travis Henry, Buffalo (12/1/02 at Buffalo), 151 yards

MOST RUSHING TOUCHDOWNS

CAREER

13	Curtis Martin, N.E., N.Y. Jets (20 games)
9	Jim Nance, Boston, N.Y. Jets (12 games)
8	Thurman Thomas, Buffalo (20 games)
7	Marcus Allen, Oak./L.A. Raiders, K.C.

GAME

4	Earl Campbell, Houston (11/20/78 at
3	Paul Robinson, Cincinnati (11/17/68 at Cincinnati)

3	Don McCauley, Baltimore (11/23/75 at Miami)
3	Marcus Allen, L.A. Raiders (12/2/84 at Miami)
3	Merril Hoge, Pittsburgh (11/26/89 at Miami)
3	Earnest Byner, Washington (12/2/90 at Washington)
3	Rod Bernstine, San Diego (12/15/91 at San Diego)
3	Kenneth Davis, Buffalo (12/19/93 at Miami)
3	Natrone Means, San Diego (12/27/93 at San Diego)
3	Curtis Martin, New England (11/3/96 at New England)
3	Daunte Culpepper, Oakland (9/30/07 at Miami)

HIGHEST RUSHING AVERAGE

CAREER (min: 75 att.)

7.3	Josh Allen, Buffalo (14 games), 89/647 yards
5.4	Freeman McNeil, N.Y. Jets (21 games), 281/1,507 yards
5.1	Jim Nance, Bos./NYJ (12 games), 183/933 yards
5.02	Mosi Tatupu, New England (25 games), 90/452 yards
5.01	Hoyle Granger, Houston (9 games), 142/712 yards

GAME (min: 10 att.)

11.9	Justin Fields, Chicago (11/6/22 at Chicago), 15/178 yards
11.3	Colin Kaepernick, San Francisco (11/27/16 at Miami), 10/113 yards
11.1	Laurence Maroney, New England (12/23/07 at New England), 14/156 yards
10.4	Curtis Brown, Buffalo (11/12/78 at Buffalo), 11/114 yards
10.2	Johnny Hector, N.Y. Jets (12/22/91 at Miami), 13/132 yards

MOST 100-YARD RUSHING GAMES

7	Eric Dickerson, L.A. Rams, Ind., L.A. (11 games)
6	Thurman Thomas, Buffalo (20 games)
5	Freeman McNeil, N.Y. Jets (21 games)
5	Jim Nance, Bos., N.Y. Jets (12 games)
5	Curtis Martin, N.E., N.Y. Jets (20 games)

LONGEST RUNS FROM SCRIMMAGE

*90t	Fred Taylor, Jacksonville (1/15/00 at Jacksonville)
81t	Earl Campbell, Houston (11/20/78 at Houston)
80t	Carl Garrett, Boston (11/9/69 at Boston)
79t	Lamar Jackson, Baltimore (9/18/22 at Baltimore)
77t	Fred Taylor, Jacksonville (10/12/98 at Jacksonville)
76t	Robert Holmes, Kansas City (9/28/68 at Miami)
75t	O.J. Simpson, Buffalo (12/5/76 at Miami)
75t	Reuben Droughns, Cleveland (11/20/05 at Cleveland)
71	Kerryon Johnson, Detroit (10/21/18 at Miami)
70t	Ahman Green, Green Bay (10/22/06 at Miami)

PASSING

MOST PASSING YARDS

CAREER

8,596	Tom Brady, NE, TB (36 games)
5,397	Drew Bledsoe, NE, Buff. (22 games)
4,902	Joe Ferguson, Buff., TB, Ind. (25 games)
4,560	Jim Kelly, Buffalo (20 games)
4,256	Josh Allen, Buffalo (16 games)
3,837	Ken O'Brien, N.Y. Jets, Phil. (17 games)

GAME

517	Tom Brady, New England (9/12/11 at Miami), 32 of 48
479	Ken O'Brien, N.Y. Jets (9/21/86 at New York), 29 of 43



OPPONENT INDIVIDUAL RECORDS

436	James Harris, L.A. Rams (10/3/76 at Miami), 17 of 29
*433	Dan Fouts, San Diego (1/2/82 at Miami), 33 of 53
433	Andrew Luck, Indianapolis (11/4/12 at Indianapolis), 30 of 48

MOST PASS ATTEMPTS

CAREER

1,170	Tom Brady, NE, TB (36 games)
765	Drew Bledsoe, N.E., Buff. (22 games)
722	Joe Ferguson, Buff., T.B., Ind. (25 games)
621	Jim Kelly, Buffalo (20 games)
545	Josh Allen, Buffalo (16 games)
521	Steve Grogan, New England (22 games)

GAME

63	Josh Allen, Buffalo (9/25/22 at Miami), 42 completions
61	Jared Goff, L.A. Rams (11/1/20 at Miami), 35 completions
59	Vinny Testaverde, N.Y. Jets (10/23/00 at New York), 36 completions
56	Dan Fouts, San Diego (11/18/84 at San Diego), 37 completions
56	Tom Brady, New England (9/7/14 at Miami), 29 completions
56	Andy Dalton, Cincinnati (12/22/19 at Miami), 33 completions

MOST PASS COMPLETIONS

CAREER

717	Tom Brady, NE, TB (36 games)
418	Joe Ferguson, Buff., T.B., Ind. (25 games)
412	Drew Bledsoe, N.E., Buff. (22 games)
388	Jim Kelly, Buffalo (20 games)
366	Josh Allen, Buffalo (16 games)

GAME

42	Josh Allen, Buffalo (9/25/22 at Miami), 63 att.
39	Justin Herbert, L.A. Chargers (12/11/22 at Los Angeles), 51 att.
38	Joe Ferguson, Buffalo (10/9/83 at Miami), 55 att.
37	Dan Fouts, San Diego (11/18/84 at San Diego), 56 att.
36	Vinny Testaverde, N.Y. Jets (10/23/00 at New York), 59 att.
36	Joe Flacco, Baltimore (12/4/16 at Baltimore), 47 att.

MOST CONSECUTIVE PASS COMPLETIONS

15	Steve DeBerg, San Francisco (11/16/80 at Miami)
----	---

MOST TOUCHDOWN PASSES

CAREER

72	Tom Brady, N.E., T.B. (36 games)
42	Josh Allen, Buffalo, (16 games)
30	Drew Bledsoe, N.E., Buff. (22 games)
26	Joe Ferguson, Buff., T.B., Ind. (25 games)
25	Ken O'Brien, N.Y. Jets, Phil. (17 games)

GAME

6	Tom Brady, New England (10/21/07 at Miami)
5	Len Dawson, Kansas City (10/8/67 at Kansas City)
5	Babe Parilli, Boston (10/15/67 at Boston)
5	Joe Ferguson, Buffalo (10/9/83 at Miami)
5	Vinny Testaverde, N.Y. Jets (10/23/00 at New York)

5	Trent Green, Kansas City (9/29/02 at Kansas City)
5	Deshawn Watson, Houston (10/25/18 at Houston)
5	Lamar Jackson, Baltimore (9/8/19 at Miami)
5	Tom Brady, Tampa Bay (10/10/21 at Tampa Bay)
5	Lamar Jackson, Baltimore (12/31/23 at Baltimore)

MOST PASSES HAD INTERCEPTED

CAREER

33	Joe Ferguson, Buff., T.B., Ind. (25 games)
29	Drew Bledsoe, NE, Buff. (22 games)
27	Tom Brady, NE, TB (36 games)
25	Richard Todd, N.Y. Jets (14 games)
25	Steve Grogan, New England (22 games)

GAME

6	Joe Namath, N.Y. Jets (10/19/75 at New York), 24 att.
6	Donald Hollas, Oakland (12/6/98 at Oakland), 31 att.
*5	Mike Phipps, Cleveland (12/24/72 at Miami), 23 att.
5	Bill Troup, Baltimore (9/10/78 at Baltimore), 33 att.
5	Ken Stabler, Oakland (12/10/78 at Miami), 36 att.
5	Joe Ferguson, Buffalo (9/7/80 at Buffalo), 32 att.
5	Joe Ferguson, Buffalo (11/21/82 at Buffalo), 28 att.
*5	Dan Fouts, San Diego (1/6/83 at Miami), 34 att.
*5	Richard Todd, N.Y. Jets (1/23/83 at Miami), 37 att.
5	Richard Todd, N.Y. Jets (10/16/83 at New York), 26 att.
5	Drew Bledsoe, New England (11/21/99 at Miami), 34 att.

HIGHEST COMPLETION PERCENTAGE

CAREER (min: 100 attempts)

73.5	Lamar Jackson, Bal. (five games), 100 of 136 att.
70.7	Justin Herbert, LAC, (three games), 82 of 116 att.
69.9	Troy Aikman, Dallas (four games), 102 of 146 att.
69.0	Mac Jones, N.E. (six games), 140 of 203 att.
68.9	Warren Moon, Hou., Minn. (six games), 102 of 148 att.

GAME (min: 20 attempts)

87.1	Eli Manning, N.Y. Giants (12/14/15 at Miami), 27 of 31
85.7	Ben Roethlisberger, Pittsburgh (11/26/07 at Pittsburgh), 18 of 21
85.7	Lamar Jackson, Baltimore (12/31/23 at Baltimore), 18 of 21
85.2	Aaron Rodgers, Pittsburgh (12/15/25 at Pittsburgh), 23 of 27
85.0	Lamar Jackson, Baltimore (9/8/19 at Miami), 17 of 20
84.0	Tom Brady, New England (10/21/07 at Miami), 21 of 25
84.0	Josh Allen, Buffalo (10/1/23 at Buffalo), 21 of 25

MOST 300-YARD PASSING GAMES

CAREER

9	Tom Brady, NE, TB (36 games)
6	Drew Bledsoe, N.E., Buff. (22 games)
6	Philip Rivers, San Diego/LA. Chargers (nine games)
6	Josh Allen, Buffalo (16 games)
4	Derek Carr, Oakland/Las Vegas (five games)

LONGEST PASS PLAYS

99t	Tom Brady to Wes Welker (9/12/11 vs. New England)
93t	Mike Livingston to Otis Taylor, 79 yards; lateral to Robert Holmes, 14 yards (10/19/69 at Kansas City)
92t	Joe Ferguson to Frank Lewis (9/17/78 vs. Buffalo)
89t	Len Dawson to Otis Taylor (11/13/66 at Kansas City)
89t	Joe Namath to Richard Caster (10/7/74 at N.Y. Jets)



OPPONENT INDIVIDUAL RECORDS

87t	Charlie Batch to Heath Miller (9/7/06 at Pittsburgh)
86t	Aaron Rodgers to Greg Jennings (10/17/10 at Green Bay)
85t	Derek Carr to Nelson Agholor (12/26/20 at Las Vegas)
84t	Drew Bledsoe to Ben Coates (11/3/96 at New England)
84t	Eli Manning to Odell Beckham Jr. (12/14/15 vs. N.Y. Giants)
83t	Jim Kelly to Andre Reed (12/4/94 vs. Buffalo)
83t	Lamar Lundy to Marquise Brown (9/8/19 vs. Baltimore)
*82t	Daryle Lamonica to Rod Sherman (12/27/70 at Oakland)
82t	Dan Pastorini to Charlie Joiner (9/24/72 vs. Houston)
82t	Tom Brady to Troy Brown (10/19/03 vs. New England)
81t	Tom Brady to Sam Aiken (12/6/09 vs. New England)
80t	Sam Wyche to Bob Trumpy (11/17/68 vs. Cincinnati)
80t	Ken Anderson to Isaac Curtis (11/28/83 vs. Cincinnati)
80t	Warren Moon to Butch Woolfolk (9/8/85 at Houston)
80t	Mike Pagel to Wayne Capers (11/17/85 at Indianapolis)
80t	John Friesz to Brian Blades (10/6/96 vs. Seattle)
80t	Alex Van Pelt to Eric Moulds (11/25/01 at Buffalo)
80t	Peyton Manning to Dallas Carr (9/21/09 vs. Indianapolis)

RECEIVING

MOST RECEPTIONS

CAREER

122	Andre Reed, Buffalo (28 games)
99	Wes Welker, N.E., Den. (12 games)
84	Marvin Harrison, Indianapolis (15 games)
78	Al Toon, N.Y. Jets (14 games)
76	Julian Edelman, New England (16 games)

GAME

15	Isaac Bruce, St. Louis (12/24/95 at St. Louis), 210 yards
14	Al Toon, N.Y. Jets (11/27/88 at New York), 181 yards
*13	Kellen Winslow, San Diego (1/2/82 at Miami), 166 yards
13	Antonio Gates, San Diego (12/11/05 at San Diego), 123 yards
13	Julian Edelman, New England (12/15/13 at Miami), 139 yards
13	Brock Bowers, Las Vegas (11/17/24 at Miami), 126 yards

MOST RECEIVING YARDS

CAREER

1,731	Andre Reed, Buffalo (28 games), 122 receptions
1,371	Stanley Morgan, N.E., Ind. (25 games), 68 receptions
1,342	Wesley Walker, N.Y. Jets (19 games), 70 receptions
1,221	Eric Moulds, Buff., Hou. (21 games), 73 receptions
1,196	Wes Welker, N.E., Den. (12 games), 99 receptions

GAME

*240	Eric Moulds, Buffalo (1/2/99 at Miami), 9 receptions
221	Eric Decker, N.Y. Jets (12/28/14 at Miami), 10 receptions
220	Ron Jessie, Los Angeles (10/3/76 at Miami), 7 receptions
210	Isaac Bruce, St. Louis (12/24/95 at St. Louis), 15 receptions
196	Eric Moulds, Buffalo (11/25/01 at Buffalo), 6 receptions

MOST RECEIVING TOUCHDOWNS

CAREER

17	Wesley Walker, N.Y. Jets (19 games), 70 receptions
13	Irving Fryar, N.E., Phil., Wash. (20 games), 61 receptions
11	Laveranues Coles, N.Y. Jets, Wash. (15 games), 52 receptions
11	Eric Moulds, Buff., Hou. (21 games), 73 receptions
10	Randy Moss, Minn., Oak., N.E., S.F. (12 games), 48 receptions
10	Andre Reed, Buffalo (28 games), 122 receptions

GAME

4	Jimmie Giles, Tampa Bay (10/20/85 at Miami)
4	Wesley Walker, N.Y. Jets (9/21/86 at New York)
4	Irving Fryar, Philadelphia (10/20/96 at Philadelphia)
3	19 times; last by Stefan Diggs, Buffalo (10/1/23 at Buffalo)

HIGHEST RECEIVING AVERAGE

CAREER (min: 40 receptions)

20.2	Stanley Morgan, N.E., Ind. (25 games), 68/1,371 yards
19.2	Lee Evans, Buff. (13 games), 43/827 yards
19.2	Wesley Walker, N.Y. Jets (19 games), 70/1,342 yards
18.0	Frank Lewis, Pit., Buff (14 games), 46/380 yards
17.3	Shawn Jefferson, S.D., N.E. (12 games), 42/726 yards

GAME (min: 3 receptions)

43.3	Theo Bell, Pittsburgh (11/30/80 at Pittsburgh), 4/173 yards
40.0	Butch Woolfolk, Houston (9/8/85 at Houston), 3/120 yards
39.0	Richard Caster, N.Y. Jets (10/7/74 at Miami), 3/117 yards
38.0	Stanley Morgan, New England (10/21/84 at New England), 3/114 yards

MOST 100-YARD RECEIVING GAMES

6	Wes Welker, N.E., Den. (12 games)
5	Al Toon, N.Y. Jets (14 games)
5	Andre Reed, Buffalo (28 games)
5	Stanley Morgan, N.E., Ind. (23 games)
4	Wesley Walker, N.Y. Jets (18 games)
4	Marvin Harrison, Indianapolis (15 games)
4	Randy Moss, Minn., Oak., N.E., S.F. (12 games)

FIELD GOALS

MOST FIELD GOALS

CAREER

46	Adam Vinatieri, N.E., Ind. (27 games)
46	Nick Folk, Dal./N.Y. Jets/N.E./Ten. (24 games)
38	Stephen Gostkowski, N.E. (26 games)
37	Pat Leahy, N.Y. Jets (22 games)
32	Steve Christie, T.B., Buff., S.D. (21 games)

GAME

5	Roy Gerela, Houston (9/28/69 at Houston), 5 att.
5	Dean Biasucci, Indianapolis (9/25/88 at Indianapolis), 6 att.
*5	Steve Christie, Buffalo (1/17/93 at Miami), 6 att.
5	Jason Elam, Denver (10/13/02 at Denver), 5 att.
5	Kris Brown, Houston (9/7/03 at Miami), 7 att.
5	Kris Brown, Houston (10/7/07 at Houston), 5 att.
5	Dan Carpenter, Buffalo (9/14/14 at Buffalo), 6 att.
5	Mike Nugent, Cincinnati (9/29/16 at Cincinnati), 5 att.
5	Harrison Butker, Kansas City (12/24/17 at Kansas City), 6 att.
5	Nick Folk, Tennessee (9/30/24 vs. Tennessee), 5 att.
5	Joshua Karty, L.A. Rams (11/11/24 at L.A. Rams), 6 att.

LONGEST FIELD GOALS

61	Tyler Bass, Buffalo (11/3/24 at Buffalo)
59	Steve Christie, Buffalo (9/26/93 at Buffalo)
58	Jason Myers, Jacksonville (9/20/15 at Jacksonville)
58	Nick Folk, New York Jets (9/29/25 at Miami)
57	Tyler Bass, Buffalo (10/31/21 at Buffalo)
57	Kris Brown, Houston (10/7/07 at Houston)
57	Randy Bullock, Cincinnati (12/22/19 at Miami)
57	Evan McPherson, Cincinnati (9/29/22 at Cincinnati)
57	Chad Ryland, Arizona (10/27/24 at Miami)



OPPONENT INDIVIDUAL RECORDS

INTERCEPTIONS

MOST INTERCEPTIONS

CAREER

9	Nate Clements, Buff., S.F., Cin. (14 games)
7	Johnny Robinson, Kansas City (five games)
7	Roland James, New England (19 games)
6	Raymond Clayborn, N.E., Clev. (25 games)
6	Willie Brown, Oakland (six games)
6	Ronnie Lippett, New England (15 games)
6	Mike Prior, T.B., Ind., G.B. (14 games)
6	Victor Green, N.Y. Jets, N.E. (19 games)
6	Marcus Coleman, N.Y. Jets, Hou. (13 games)
6	Darrelle Revis, N.Y. Jets, T.B., N.E., K.C. (17 games)

GAME

3	Clarence Duren, San Diego (10/30/77 at Miami), 45 yards
3	Jeff Nixon, Buffalo (9/7/80 at Buffalo), 31 yards
3	Erik McMillan, N.Y. Jets (10/23/88 at Miami), 57 yards
3	Marcus Coleman, N.Y. Jets (10/23/00 at N.Y. Jets), 7 yards
3	Greg Wesley, Kansas City (9/29/02 at Kansas City), 71 yards
3	Nate Clements, Buffalo (10/20/02 at Miami), 39 yards

MOST INTERCEPTION RETURN YARDS

GAME

151	Mike Haynes, L.A. Raiders (12/2/84 at Miami), 2 interceptions
-----	---

LONGEST INTERCEPTION RETURNS

102t	Eddie Anderson, L.A. Raiders (12/14/92 at Miami), Dan Marino
102t	Jason Pinnock, N.Y. Giants (10/8/23 at Miami), Tua Tagovailoa
100t	Aaron Glenn, N.Y. Jets (9/15/96 at Miami), Dan Marino
100t	Jimmy Hitchcock, New England (11/23/97 at New England), Dan Marino
100t	Darrelle Revis, N.Y. Jets (10/17/11 at N.Y. Jets), Matt Moore
98t	Marcus Coleman, N.Y. Jets (12/27/99 at Miami), Dan Marino
97t	Mike Haynes, L.A. Raiders (12/2/84 at Miami), Dan Marino
97t	Najee Mustafaa, Cleveland (10/10/93 at Cleveland), Scott Mitchell
90t	Steve Emtman, Indianapolis (10/25/92 at Miami), Dan Marino
*90t	Tory James, Oakland (1/6/01 at Oakland), Jay Fiedler

LONGEST PLAYS

PUNTS

89	Luke Prestridge, New England (10/21/84 at New England)
80	Chris Mohr, Buffalo (10/13/96 at Buffalo)
73	Rich Camarillo, New England (9/13/87 at New England)
73	Josh Miller, Pittsburgh (9/20/98 at Miami)
73	Todd Sauerbrun, Carolina (11/4/01 at Miami)
73	Ryan Wright, Minnesota (10/16/22 at Miami)

PUNT RETURNS

96t	Deonte Harty, Buffalo (1/7/24 at Miami)
94t	Julian Edelman, New England (1/2/11 at New England)
93t	Johnnie Lee Higgins, Oakland (11/16/08 at Miami)
84t	Clarence Verdin, Indianapolis (10/25/92 at Miami)
84t	Isaiah McKenzie, Buffalo (1/3/21 at Buffalo)

KICKOFF RETURNS

104t	Terrence McGee, Buffalo (12/5/04 at Miami)
103t	Brandon Tate, New England (10/5/10 at Miami)
103t	Devin Duvernay, Baltimore (9/18/22 at Baltimore)
102t	Harold Hart, Oakland (9/22/75 at Oakland)
102t	C.J. Spiller, Buffalo (9/14/14 at Buffalo)

FUMBLE RETURNS

100t	Chris Martin, Kansas City (10/13/91 at Kansas City), Sammie Smith
*79t	Neil Smith, Denver (1/9/99 at Denver), Oronde Gadsden
69t	Shea McClellin, New England (1/1/17 at Miami), Damien Williams
66t	Greg Townsend, L.A. Raiders (9/19/83 at L.A. Raiders), David Woodley
63t	Mike Edwards, Bryan Cook, Kansas City (11/5/23 at Frankfurt, Germany), Tyreek Hill
63t	Christian Gonzales, New England (11/24/24 at Miami), Jaylen Wright

BLOCKED FIELD GOALS

78t	George Radachowsky, N.Y. Jets (9/24/89 at Miami), Pete Stoyanovich
76t	Charles Romes, Buffalo (9/2/79 at Buffalo), Uwe von Schamann
62t	Kyle Arrington, New England (12/14/14 at New England), Caleb Sturgis



OPPONENT TOP TENS

RUSHING

PLAYER	TEAMS	GAMES	NO.	YDS.	AVG.	LG	TD
1. Thurman Thomas	Buffalo	20	364	1,620	4.5	30t	8
2. Freeman McNeil	N.Y. Jets	21	281	1,507	5.4	58	2
Curtis Martin	New England, N.Y. Jets	20	409	1,507	3.7	37	13
4. O.J. Simpson	Buffalo	16	240	1,177	4.9	75t	4
5. Eric Dickerson	L.A. Rams, Ind., L.A. Raiders	11	231	1,065	4.6	40	6
6. Jim Nance	N.Y. Jets, Boston	12	183	933	5.1	30t	9
7. Lydell Mitchell	San Diego Baltimore	12	235	912	3.9	64t	6
8. Willis McGahee	Buffalo, Baltimore, Denver	10	232	848	3.7	31	2
9. Antowain Smith	Buffalo, New England, N.O.	14	232	822	3.5	44	4
10. John Riggins	N.Y. Jets, Washington	13	183	761	4.2	N/A	5

PASSING

PLAYER	TEAMS	GAMES	ATT.	COMP.	YDS.	PCT.	TD	INT.
1. Tom Brady	New England, Tampa Bay	36	1,170	717	8,596	61.3	72	27
2. Drew Bledsoe	New England, Buffalo	22	765	412	5,397	53.9	30	29
3. Joe Ferguson	Buffalo, T.B., Ind.	25	722	418	4,902	57.9	26	33
4. Jim Kelly	Buffalo	20	621	388	4,560	62.5	24	19
5. Josh Allen	Buffalo	15	505	338	3,950	66.9	40	8
6. Ken O'Brien	N.Y. Jets, Philadelphia	17	489	303	3,837	62.0	25	13
7. Steve Grogan	New England	22	521	280	3,709	53.7	21	25
8. Peyton Manning	Indianapolis, Denver	13	436	272	3,214	62.4	22	18
9. Joe Namath	N.Y. Jets	16	388	201	2,956	51.8	19	24
10. Richard Todd	N.Y. Jets	14	355	203	2,718	57.2	18	25

RECEPTIONS

PLAYER	TEAMS	GAMES	NO.	YDS.	AVG.	LG	TD
1. Andre Reed	Buffalo	28	122	1,731	14.2	83t	10
2. Wes Welker	New England, Denver	12	99	1,196	12.1	99t	7
3. Marvin Harrison	Indianapolis	15	84	1,133	13.5	45	9
4. Al Toon	N.Y. Jets	14	78	1,054	14.0	44t	4
5. Julian Edelman	New England	16	76	951	12.5	77t	6
6. Eric Moulds	Buffalo, Houston	21	73	1,221	16.7	80t	11
7. Wayne Chrebet	N.Y. Jets	20	72	991	13.8	70	8
8. Wesley Walker	N.Y. Jets	19	70	1,342	19.2	71t	17
9. Stanley Morgan	New England, Indianapolis	25	68	1,371	20.2	76t	6
10. Thurman Thomas	Buffalo	20	67	693	10.3	50t	3

RECEIVING YARDS

PLAYER	TEAMS	GAMES	NO.	YDS.	AVG.	LG	TD
1. Andre Reed	Buffalo	28	122	1,731	14.2	83t	10
2. Stanley Morgan	N.E., Indianapolis	25	68	1,371	20.2	76t	6
3. Wesley Walker	N.Y. Jets	19	70	1,342	19.2	71t	17
4. Eric Moulds	Buffalo, Houston	21	73	1,221	16.7	80t	11
5. Wes Welker	New England, Denver	12	99	1,196	12.1	99t	7
6. Marvin Harrison	Indianapolis	15	84	1,133	13.5	45	9
7. Al Toon	N.Y. Jets	14	78	1,054	14.0	44t	4
8. Wayne Chrebet	N.Y. Jets	20	72	991	13.8	70	8
9. Irving Fryar	N.E., Phil., Wash.	20	61	978	16.0	54t	13
10. Julian Edelman	New England	16	76	951	12.5	77t	6



OPPONENT OUTSTANDING PERFORMANCES

GAMES OF 300+ PASSING YARDS

PLAYER	TEAM	DATE	ATT.	COMP.	YDS.	TD	INT.	LG
Tom Brady	New England	9/12/11	48	32	517	4	1	99t
Ken O'Brien	N.Y. Jets	9/21/86	43	29	479	4	1	65t
James Harris	L.A. Rams	10/3/76	29	17	436	2	1	58
* Dan Fouts	San Diego	1/2/82	55	33	433	4	1	43
Andrew Luck	Indianapolis	11/4/12	48	30	433	2	0	48
Drew Bledsoe	New England	11/23/98	54	28	423	2	2	49
Drew Bledsoe	New England	9/4/94	51	32	421	4	2	62t
Joe Ferguson	Buffalo	10/9/83	55	38	419	5	1	35
Drew Bledsoe	New England	11/3/96	41	30	419	3	2	84t
Joe Namath	N.Y. Jets	10/1/67	39	23	415	3	1	62
Matt Cassel	New England	11/23/08	43	30	415	3	1	64
Josh Allen	Buffalo	9/20/20	35	24	415	4	0	47
Tom Brady	Tampa Bay	10/10/21	41	30	411	5	0	62t
Drew Brees	New Orleans	9/30/13	39	30	413	4	0	48
Bernie Kosar	Cleveland	11/10/86	50	32	401	0	0	44
Josh Allen	Buffalo	9/25/22	63	42	400	2	0	28
Andy Dalton	Cincinnati	12/22/19	56	33	396	4	0	34t
Ken O'Brien	N.Y. Jets	11/10/85	43	26	393	2	0	44
Patrick Mahomes	Kansas City	12/13/20	34	24	393	2	3	44t
Derek Carr	Las Vegas	9/26/21	43	26	386	2	1	34
Boomer Esiason	N.Y. Jets	11/27/94	41	26	382	2	2	69
Elvis Grbac	San Francisco	11/20/95	41	31	382	4	0	47t
Joe Flacco	Baltimore	12/4/16	47	36	381	4	1	53t
Jim Kelly	Buffalo	9/1/91	39	29	381	2	1	54t
Dan Fouts	San Diego	11/18/84	56	37	380	4	1	44
Matt Schaub	Houston	10/12/08	42	22	379	1	2	61
Vinny Testaverde	N.Y. Jets	10/23/00	59	36	378	5	3	30t
Vinny Testaverde	N.Y. Jets	9/14/03	45	29	373	1	1	61
Carson Palmer	Oakland	9/16/12	48	24	373	1	1	64t
Justin Herbert	L.A. Chargers	12/11/22	51	39	367	1	0	55
Steve DeBerg	Tampa Bay	10/20/85	32	19	365	4	1	57
Tom Brady	New England	12/15/13	55	34	364	2	1	30
Troy Aikman	Dallas	10/27/96	41	33	363	3	0	61
Brett Favre	Green Bay	9/11/94	51	31	362	2	1	35
Kurt Warner	Arizona	9/14/08	24	19	361	3	0	79
* Doug Flutie	Buffalo	1/2/99	36	21	360	1	1	65
Russell Wilson	Seattle	10/4/20	34	24	360	2	1	57
Jim Kelly	Buffalo	10/25/87	39	29	359	2	0	34
Josh Allen	Buffalo	1/7/24	38	30	359	2	2	46
Brian Sipe	Cleveland	11/18/79	42	23	358	3	0	54
Geno Smith	N.Y. Jets	12/28/14	25	20	358	3	0	74t
Tom Brady	New England	12/9/18	43	27	358	3	0	37t
Bert Jones	Baltimore	9/27/81	27	20	357	3	1	67t
Tom Brady	New England	10/29/15	38	26	356	4	0	47t
Steve Grogan	New England	11/8/81	40	23	355	1	4	76t
Daunte Culpepper	Minnesota	9/10/00	37	23	355	1	3	42
Jared Goff	L.A. Rams	11/1/20	35	61	355	1	2	26
Danny White	Dallas	10/25/81	32	22	354	3	1	38
Tom Brady	New England	10/21/07	25	21	354	6	0	50t
Tom Brady	New England	12/6/09	29	19	352	2	2	81t
* Josh Allen	Buffalo	1/15/23	39	23	352	3	2	52
Steve Grogan	New England	11/29/79	39	21	350	3	2	38
Eli Manning	N.Y. Giants	10/30/11	45	31	349	2	0	26
Ben Roethlisberger	Pittsburgh	12/8/13	39	23	349	3	0	67
Dennis Shaw	Buffalo	10/18/70	32	24	348	2	2	48
Baker Mayfield	Tampa Bay	12/28/25	33	44	346	2	2	59
Derek Carr	Oakland	9/23/18	39	27	345	1	2	66
Daryle Lamonica	Oakland	9/21/68	24	15	344	4	0	73t
Mike Tomczak	Pittsburgh	11/20/94	42	26	343	0	0	40
Erik Kramer	Chicago	10/27/97	50	32	343	2	0	54
Andrew Luck	Indianapolis	11/25/18	37	30	343	3	2	36
Ken Anderson	Cincinnati	11/28/83	36	23	342	1	2	80t
Pat Ryan	N.Y. Jets	11/27/88	43	27	341	2	1	35
Tony Eason	New England	9/17/89	49	25	341	1	1	45
* Jim Kelly	Buffalo	1/12/91	29	19	339	3	1	44



OPPONENT OUTSTANDING PERFORMANCES

GAMES OF 300+ PASSING YARDS								
PLAYER	TEAM	DATE	ATT.	COMP.	YDS.	TD	INT.	LG
Aaron Rodgers	N. Y. Jets	12/8/24	39	27	339	1	0	42
Joe Ferguson	Buffalo	10/12/81	29	20	338	3	0	65t
Andy Dalton	Cincinnati	10/31/13	53	32	338	0	3	26
Eli Manning	N.Y. Giants	12/14/15	31	27	337	4	0	84t
Derek Carr	Las Vegas	12/26/20	34	21	336	1	0	85t
Matt Ryan	Atlanta	10/24/21	40	25	336	2	1	49t
Brian Griese	Denver	10/13/02	46	27	335	1	2	52
Sam Darnold	N.Y. Jets	9/16/18	25	41	334	1	2	44
Steve Bartkowski	Atlanta	9/21/80	36	18	332	2	0	53
Tom Brady	New England	11/8/09	37	25	332	1	1	71t
Joe Ferguson	Buffalo	12/17/77	40	25	331	1	3	27
Joe Montana	San Francisco	1/20/85	35	24	331	3	0	34
Vinny Testaverde	Baltimore	10/19/97	47	32	331	1	0	34t
Philip Rivers	L.A. Chargers	9/17/17	39	31	331	1	0	24
Ken O'Brien	N.Y. Jets	9/24/89	37	27	329	3	1	37t
Drew Bledsoe	New England	1/2/94	43	27	329	4	1	42
Tyrod Taylor	Buffalo	12/24/16	39	26	329	3	0	53
Kurt Warner	St. Louis	9/30/01	31	24	328	4	0	45t
Trent Green	Kansas City	9/29/02	34	24	328	5	0	46
Brooks Bollinger	N.Y. Jets	12/18/05	42	28	327	2	0	60t
Baker Mayfield	Cleveland	11/24/19	34	24	327	3	1	37
Will Lewis	Tennessee	12/11/23	38	23	327	1	1	45
Bruce Matheson	Seattle	10/4/87	42	20	326	2	3	30
Warren Moon	Minnesota	9/25/94	37	26	326	3	0	44t
Philip Rivers	San Diego	11/13/16	44	23	326	3	4	51t
Neil O'Donnell	N.Y. Jets	9/15/96	44	25	325	3	3	78t
Kevin Kolb	Arizona	9/30/12	48	29	324	3	2	46t
Lamar Jackson	Baltimore	9/8/19	20	17	324	5	0	83t
Boomer Esiason	N.Y. Jets	9/12/93	33	22	323	2	1	51
Glenn Foley	N.Y. Jets	11/9/97	48	25	322	1	1	33
Andrew Luck	Indianapolis	9/15/13	43	25	321	1	1	47
Jared Goff	Detroit	10/30/22	37	27	321	1	0	58
Lamar Jackson	Baltimore	12/31/23	21	18	321	5	0	75t
Mark Rypien	St. Louis	12/24/95	42	27	320	2	1	31
Tyler Thigpen	Kansas City	12/21/08	41	20	320	2	3	75
Josh Allen	Buffalo	10/1/23	25	21	320	4	0	55t
Jim Harbaugh	Indianapolis	10/8/95	33	25	319	3	0	47t
Neil O'Donnell	N.Y. Jets	10/12/97	37	24	319	2	0	70
Trevor Lawrence	at Jacksonville	10/17/21	41	25	319	2	0	29
Lamar Jackson	at Baltimore	9/18/22	29	21	318	3	0	75t
Carson Palmer	Cincinnati	12/30/07	32	23	316	3	1	70t
Ryan Fitzpatrick	Buffalo	12/18/11	47	31	316	2	3	28
Mitchell Trubisky	Chicago	10/14/18	31	22	316	3	1	54
Sam Bradford	St. Louis	10/14/12	39	26	315	0	0	65
Steve Bono	Kansas City	12/12/94	55	33	314	2	3	22t
* Joe Montana	Kansas City	12/31/94	37	26	314	2	1	57t
Dan Fouts	San Diego	10/15/78	30	22	313	1	2	46
Tony Eason	New England	10/21/84	29	19	313	3	0	76t
Aaron Rodgers	Green Bay	10/17/10	33	18	313	1	1	86t
Brock Purdy	San Francisco	12/22/24	40	26	313	2	1	28
* Mark Malone	Pittsburgh	1/6/85	36	20	312	3	3	29t
Drew Bledsoe	New England	12/24/00	34	18	312	2	2	59
Philip Rivers	San Diego	12/20/15	36	26	311	3	2	31
Richard Todd	N.Y. Jets	10/4/81	39	28	310	4	1	46
Philip Rivers	L.A. Chargers	9/29/19	30	24	310	2	0	25
Carson Wentz	Philadelphia	12/1/19	46	28	310	3	1	27
Joe Burrow	Cincinnati	12/21/25	32	25	309	4	0	36
Alex Van Pelt	Buffalo	11/25/01	34	21	309	3	1	80t
Mike Livingston	Kansas City	10/19/69	34	17	308	1	1	93t
Neil Lomax	St. Louis	9/30/84	37	22	308	1	0	29
Matt Schaub	Baltimore	12/6/15	46	32	308	1	2	41t
Jay Cutler	Denver	11/2/08	46	24	307	2	3	47
Philip Rivers	San Diego	10/2/11	31	21	307	1	0	55t
Kyler Murray	Arizona	10/27/24	36	26	307	2	0	37
Josh Allen	Buffalo	11/9/25	40	28	306	2	1	35t



OPPONENT OUTSTANDING PERFORMANCES

GAMES OF 300+ PASSING YARDS

PLAYER	TEAM	DATE	ATT.	COMP.	YDS.	TD	INT.	LG
* Dan Pastorini	Houston	12/24/78	29	20	306	1	0	34
Jim Kelly	Buffalo	10/4/92	48	25	306	1	4	28
Drew Bledsoe	Buffalo	12/1/02	27	15	306	3	0	73t
Mark Sanchez	N.Y. Jets	9/23/12	45	21	306	1	2	66
Russell Wilson	Denver	9/24/23	38	23	306	1	1	46
Greg Landry	Baltimore	11/25/79	42	25	304	3	1	31t
Tom Brady	New England	12/24/11	46	27	304	1	0	42
Alex Smith	Kansas City	12/24/17	39	25	304	1	0	52
Josh Allen	Buffalo	12/17/22	40	25	304	4	0	45
Sonny Jurgensen	Washington	10/13/74	39	26	303	2	3	37
Peyton Manning	Indianapolis	9/21/09	23	14	303	2	0	80t
Phillip Rivers	San Diego	9/27/09	33	18	303	0	0	55
Peyton Manning	Indianapolis	9/6/98	37	21	302	1	3	42
Ben Roethlisberger	Pittsburgh	10/24/10	27	19	302	2	0	53t
Pat Ryan	N.Y. Jets	10/4/87	49	30	301	4	2	35t
Derek Carr	Oakland	11/5/17	30	21	300	1	1	44t

GAMES OF 100+ RECEIVING YARDS

PLAYER	TEAM	DATE	NO.	YDS.	TD	LG
* Eric Moulds	Buffalo	1/2/99	9	240	1	65
Eric Decker	N.Y. Jets	12/28/14	10	221	1	74t
Ron Jessie	L.A. Rams	10/3/76	7	220	2	58t
Isaac Bruce	St. Louis	12/24/95	15	210	1	31
Eric Moulds	Buffalo	11/25/01	6	196	2	80t
Wesley Walker	N.Y. Jets	9/21/86	6	194	4	65t
Michael Irvin	Dallas	10/27/96	12	186	1	61
Dallas Clark	Indianapolis	9/21/09	7	183	1	80t
Stanley Morgan	New England	11/8/81	5	182	1	76t
Al Toon	N.Y. Jets	11/27/88	14	181	0	29
Andre Johnson	Houston	10/12/08	10	178	1	61
Reggie Rucker	Cleveland	11/18/79	9	177	1	54
Marvin Harrison	Indianapolis	11/11/01	9	174	3	45
Theo Bell	Pittsburgh	11/30/80	4	173	0	45
A.J. Green	Cincinnati	9/29/16	10	173	1	51
Jordy Nelson	Oakland	9/23/18	6	173	1	66
Johnnie Morton	Detroit	12/7/97	9	171	1	41
Steve Smith	Carolina	9/25/05	11	170	3	53t
Cris Carter	Minnesota	9/10/00	9	168	0	42
Sammy Watkins	Buffalo	11/8/15	8	168	1	63
Wes Welker	New England	12/6/09	10	167	0	58
* Kellen Winslow	San Diego	1/2/82	13	166	1	31
Odell Beckham Jr.	N.Y. Giants	12/14/15	7	166	2	84t
Kyle Pitts	Atlanta	10/24/21	7	163	0	39
Tommy Kane	Seattle	12/16/90	10	162	0	25
Antwaan Randle El	Washington	9/9/07	5	162	0	54
Ben Coates	New England	4/4/94	8	161	2	62t
Don Maynard	N.Y. Jets	12/1/68	7	160	3	54t
Wes Welker	New England	9/12/11	8	160	2	99t
Al Toon	N.Y. Jets	9/24/89	10	159	1	37t
Bake Turner	N.Y. Jets	12/15/68	7	157	0	71
Al Toon	N.Y. Jets	11/10/85	10	156	0	44
Allen Robinson	Jacksonville	9/20/15	6	155	2	52
Nelson Agholor	Las Vegas	12/26/20	5	155	1	85t
Andre Reed	Buffalo	9/1/91	11	154	1	54t
Sammy Watkins	Buffalo	12/24/16	7	154	1	53
Frank Lewis	Buffalo	9/17/78	5	153	1	92t
Larry Fitzgerald	Arizona	9/14/08	6	153	0	75
Stefon Diggs	Buffalo	9/20/20	8	153	1	47
Julian Edelman	New England	1/1/17	8	151	1	77t
* James Lofton	Buffalo	1/12/91	7	149	1	44
Jerry Rice	San Francisco	11/20/95	8	149	2	47t
Stanley Morgan	New England	12/22/86	8	148	2	30t
Jarvis Landry	Cleveland	11/24/19	10	148	2	37
Randy Moss	New England	11/8/09	6	147	1	71t



OPPONENT OUTSTANDING PERFORMANCES

GAMES OF 100+ RECEIVING YARDS

PLAYER	TEAM	DATE	NO.	YDS.	TD	LG
Santonio Holmes	N.Y. Jets	9/23/12	9	147	0	38
Marquise Brown	Baltimore	9/8/19	4	147	2	83t
Marlin Briscoe	Buffalo	10/18/70	7	145	2	46t
Raymond Butler	Baltimore	9/27/81	4	145	2	67t
Keyshawn Johnson	N.Y. Jets	12/12/99	11	144	2	27
Marvin Harrison	Indianapolis	9/15/02	11	144	1	33
Terrelle Pryor Sr.	Cleveland	9/25/16	8	144	0	40
Mark Carrier	Tampa Bay	10/30/88	9	142	0	47
George Sauer	N.Y. Jets	11/20/66	7	142	0	—
* Stephone Paige	Kansas City	1/5/91	8	142	1	33
Santana Moss	N.Y. Jets	9/14/03	5	142	1	61
Elijah Moore	N.Y. Jets	11/21/21	8	141	1	62t
Tony Gonzalez	Kansas City	9/29/02	7	140	3	42t
Anquan Boldin	Arizona	9/14/08	6	140	3	79t
George Sauer	N.Y. Jets	10/22/67	6	139	1	61t
Julian Edelman	New England	12/15/13	13	139	1	24t
Wes Welker	New England	10/21/07	9	138	2	36
Wes Welker	New England	12/24/11	12	138	0	42
Antonio Brown	Pittsburgh	12/8/13	5	138	1	56
Jimmy Teal	Seattle	10/4/87	9	137	0	32
Joey Galloway	Seattle	10/6/96	5	137	2	65t
John Brown	Buffalo	11/17/19	9	137	2	40t
Alshon Jeffrey	Philadelphia	12/1/19	9	137	1	27
A.J. Brown	Philadelphia	10/22/23	10	137	1	42
Alfred Jenkins	Atlanta	9/21/80	4	136	0	33
Jeff Graham	N.Y. Jets	9/15/96	5	136	1	78t
* Jimmy Smith	Jacksonville	1/15/00	5	136	2	70t
Travis Kelce	Kansas City	12/13/20	8	136	1	32
Ben Coates	New England	11/3/96	5	135	2	84t
Gene Foster	San Diego	10/2/66	6	134	2	63t
Jim Whalen	Boston	10/15/67	6	134	3	—
Andre Reed	Buffalo	10/13/96	10	134	0	49
Brent Celek	Philadelphia	11/15/15	4	134	0	60
Leonard Thompson	Detroit	10/27/85	6	133	1	48
Stephone Paige	Kansas City	12/3/89	7	133	1	38t
Greg Jennings	Green Bay	10/17/10	6	133	1	86t
Fred Biletnikoff	Oakland	9/20/69	9	132	1	13t
Otis Taylor	Kansas City	10/19/69	4	131	0	79
J.J. Birden	Kansas City	12/12/94	10	131	1	22t
Shawn Jefferson	New England	11/23/98	6	131	1	38
Troy Brown	New England	10/19/03	6	131	1	82t
Chad Johnson	Cincinnati	12/30/07	4	131	2	70t
Hines Ward	Pittsburgh	10/24/10	7	131	1	43
Danny Amendola	New England	12/15/13	10	131	0	30
Brandon Marshall	N.Y. Jets	11/29/15	9	131	2	47
Chris Burkett	Buffalo	10/25/87	9	130	1	34
Eric Moulds	Buffalo	12/1/02	5	130	1	57t
* Rashee Rice	Kansas City	1/13/24	8	130	1	39
Randy Vataha	New England	12/5/71	7	129	2	51t
* Steve Largent	Seattle	12/29/84	6	128	1	56t
Matt Jones	Jacksonville	12/3/06	6	128	1	33
A.J. Green	Cincinnati	10/31/13	11	128	0	21
Brandon Marshall	N.Y. Jets	10/4/15	7	128	0	58
Tyler Boyd	Cincinnati	12/22/19	9	128	2	34t
Cris Collinsworth	Cincinnati	11/28/83	8	127	0	48
Jake Reed	Minnesota	9/25/94	9	127	0	21
Andre Reed	Buffalo	12/16/96	6	127	1	67t
Nate Washington	Houston	10/25/15	9	127	2	27t
Charlie Mitchell	Denver	12/4/66	4	126	1	79t
Wesley Walker	N.Y. Jets	11/26/78	6	126	1	42
Roy Williams	Detroit	11/23/06	6	126	0	41
Jared Cook	Oakland	11/5/17	8	126	0	35
Brock Bowers	Las Vegas	11/17/24	13	126	1	23t
Lance Alworth	San Diego	11/12/67	4	125	1	54t
Stanley Morgan	New England	10/5/86	6	125	1	27t



OPPONENT OUTSTANDING PERFORMANCES

GAMES OF 100+ RECEIVING YARDS

PLAYER	TEAM	DATE	NO.	YDS.	TD	LG
Tim Brown	Oakland	11/30/97	8	125	1	36
Raghib Ismail	Dallas	11/25/99	5	125	1	65t
Marvin Harrison	Indianapolis	12/5/99	8	125	0	36
Randy Moss	New England	11/23/08	8	125	3	29t
Emmanuel Sanders	Denver	11/23/14	9	125	0	35
Tyrell Williams	San Diego	11/13/16	5	125	1	51t
T.Y. Hilton	Indianapolis	11/25/18	7	125	0	36
Stanley Morgan	New England	11/29/79	5	124	1	38t
Rob Moore	N.Y. Jets	9/12/93	6	124	0	51
Rob Moore	N.Y. Jets	11/27/94	7	124	0	35
T.Y. Hilton	Indianapolis	9/15/13	6	124	0	47
* Antonio Brown	Pittsburgh	1/8/17	5	124	2	62t
Will Fuller	Houston	10/25/18	5	124	1	73t
Antonio Brown	Tampa Bay	10/10/21	7	124	2	62t
Tee Higgins	Cincinnati	9/29/22	7	124	1	59t
DeAndre Hopkins	Tennessee	12/11/23	7	124	1	45
Trey McBride	Arizona	10/27/24	9	124	0	37
Antonio Gates	San Diego	12/11/05	13	123	1	25
Christian Kirk	Arizona	11/8/20	5	123	1	56t
Jim Whalen	Boston	12/17/67	4	122	0	33
* Fred Biletnikoff	Oakland	12/21/74	8	122	1	20
Dokie Williams	L.A. Raiders	12/2/84	2	122	1	75t
Andre Reed	Buffalo	9/11/88	8	122	0	21
* Andre Reed	Buffalo	1/12/91	4	122	2	43
Randy Moss	New England	10/21/07	4	122	2	50t
Don Maynard	N.Y. Jets	10/1/67	10	121	0	–
Don Maynard	N.Y. Jets	11/2/69	4	121	2	42t
Wayne Patrick	Buffalo	10/18/70	6	121	0	48
Joe Washington	Baltimore	11/11/79	10	121	0	23
Henry Ellard	L.A. Rams	12/14/86	8	121	1	22
Tony Martin	San Diego	11/5/95	7	121	1	50t
Darrell Jackson	Seattle	10/28/01	5	121	1	64
Torrey Smith	Baltimore	10/6/13	6	121	0	41
George Sauer	N.Y. Jets	10/1/67	10	120	0	–
Sammy White	Minnesota	12/11/76	9	120	3	36t
Butch Woolfolk	Houston	9/8/85	3	120	1	80t
Wes Welker	New England	11/23/08	8	120	0	64
Vincent Jackson	San Diego	9/27/09	5	120	0	55
Stefon Diggs	Buffalo	10/1/23	6	120	3	55t
Lance Alworth	San Diego	10/2/66	6	119	2	–
Eric Sievers	San Diego	11/18/84	12	119	2	24
Fred Biletnikoff	Oakland	10/4/69	9	119	1	23
Mike Jones	New Orleans	12/7/86	6	119	0	34
Andre Johnson	Houston	9/9/12	8	119	1	29
Tim Patrick	Denver	11/22/20	5	119	0	61
Vincent Brisby	New England	11/12/95	6	118	1	47t
Andre Roberts	Arizona	9/30/12	6	118	2	46t
CeeDee Lamb	Dallas	12/24/23	6	118	1	49t
Richard Caster	N.Y. Jets	10/7/74	3	117	1	89t
O.J. Simpson	Buffalo	12/7/75	8	117	1	62t
Eric Sievers	New England	12/10/89	6	117	0	41
Carl Pickens	Cincinnati	10/1/95	9	117	3	44t
Lee Evans	Buffalo	12/4/05	5	117	3	56t
Sammy Watkins	Buffalo	9/14/14	8	117	1	30
Robby Anderson	N.Y. Jets	12/8/19	7	117	1	39
Paul Coffman	Green Bay	10/28/79	5	116	1	78t
Jimmie Giles	Tampa Bay	10/20/85	7	116	4	39t
Irving Fryar	Philadelphia	10/20/96	8	116	4	38t
Shawn Jefferson	New England	10/25/98	4	116	0	54
Lee Evans	Buffalo	10/26/08	7	116	0	33
Peyton Hillis	Denver	11/2/08	7	116	1	47
Mike Williams	L.A. Chargers	12/11/22	6	116	1	55
Tony Hill	Dallas	12/17/84	6	115	1	66t
Steve Breaston	Kansas City	11/6/11	7	115	0	37
Julio Jones	Atlanta	9/22/13	9	115	0	28



OPPONENT OUTSTANDING PERFORMANCES

GAMES OF 100+ RECEIVING YARDS

PLAYER	TEAM	DATE	NO.	YDS.	TD	LG
Adam Thielen	Carolina	10/15/23	11	115	1	27
Isaac Curtis	Cincinnati	11/28/83	4	114	1	80t
Stanley Morgan	New England	10/21/84	3	114	1	76t
Dennis Northcutt	Cleveland	12/26/04	4	114	1	58t
Darren Sproles	New Orleans	9/30/13	7	114	1	48
Martellus Bennett	New England	9/18/16	5	114	1	37
* Stefon Diggs	Buffalo	1/15/23	7	114	0	52
Garrett Wilson	N.Y. Jets	12/8/24	7	114	0	42
Jalen McMillan	Tampa Bay	12/28/25	7	114	0	33
Otis Taylor	Kansas City	11/13/66	4	113	1	89t
Otis Taylor	Kansas City	9/28/68	3	113	1	44
Eric Crabtree	Cincinnati	9/14/69	3	113	2	69t
James Lofton	L.A. Raiders	10/9/88	5	113	0	32
Tim Brown	Oakland	10/31/99	7	113	0	32
Calvin Johnson	Detroit	11/9/14	7	113	1	49t
Rob Gronkowski	New England	10/29/15	6	113	1	47t
Mike Evans	Tampa Bay	10/10/21	6	113	2	34t
* Gabe Davis	Buffalo	1/15/23	6	113	1	33
Jim Colclough	Boston	12/17/67	3	112	0	52
* Mike Barber	Houston	12/24/78	4	112	0	55
Wesley Walker	N.Y. Jets	10/4/81	8	112	2	46
Will Moore	New England	9/10/95	8	112	0	33
Terry Glenn	New England	11/3/96	10	112	0	20
A.J. Green	Cincinnati	10/7/18	6	112	0	23
Darren Waller	Las Vegas	12/26/20	5	112	0	33
Wayne Patrick	Buffalo	10/18/70	6	111	0	48
Roy Jefferson	Washington	10/13/74	7	111	1	37t
John Holland	Buffalo	9/13/76	2	111	2	58t
* John Stallworth	Pittsburgh	1/6/85	4	111	2	65t
Kevin House	Tampa Bay	10/20/85	4	111	0	57
Al Toon	N.Y. Jets	9/21/86	7	111	0	31
Torry Holt	St. Louis	9/30/01	4	111	1	45t
Sterling Shepard	N.Y. Giants	12/15/19	9	111	0	24
Jakobi Meyers	New England	12/20/20	7	111	0	35
Marvin Harrison Jr.	Arizona	10/27/24	6	111	1	25
* Ed Podolak	Kansas City	12/25/71	8	110	1	29
Anthony Miller	San Diego	12/27/93	7	110	2	41t
Randy Moss	Minnesota	12/21/02	7	110	0	60
Jeremy Shockey	N.Y. Giants	10/5/03	11	110	0	20
Lee Evans	Buffalo	12/5/04	4	110	2	69t
Taylor Gabriel	Chicago	10/14/18	5	110	0	54
Cooper Kupp	L.A. Rams	11/1/20	11	110	0	22
Cole Beasley	Buffalo	10/31/21	10	110	0	20
Emerson Boozer	N.Y. Jets	10/1/67	5	109	2	-
Richie Anderson	N.Y. Jets	10/23/00	12	109	0	19
Ja'Marr Chase	Cincinnati	12/21/25	9	109	0	36
Golden Tate	Detroit	11/9/14	11	109	0	28
Tyreek Hill	Kansas City	12/24/17	6	109	0	52
Davante Adams	N.Y. Jets	12/8/24	9	109	1	34
Wesley Walker	N.Y. Jets	9/3/78	4	108	2	47t
* Charlie Joiner	San Diego	1/2/82	7	108	0	39
Art Monk	N.Y. Jets	11/27/94	5	108	0	69
* Steve Tasker	Buffalo	12/30/95	5	108	1	37t
Dedric Ward	N.Y. Jets	11/9/97	6	108	0	33
Leon Washington	N.Y. Jets	12/25/06	4	108	0	64
Jacoby Ford	Oakland	11/28/10	4	108	1	52
Vincent Jackson	San Diego	10/2/11	3	108	1	55t
Donnie Avery	Indianapolis	11/4/12	5	108	0	48
Jordan Cameron	Cleveland	9/8/13	9	108	1	22
Mark Andrews	Baltimore	9/8/19	8	108	1	39
Rashod Bateman	Baltimore	9/18/22	4	108	1	75t
Chris Godwin Jr.	Tampa Bay	12/28/25	7	108	1	59
Jack Snow	L.A. Rams	10/31/71	5	107	1	51t
Jordy Nelson	Green Bay	10/12/14	9	107	1	22
Javorius Allen	Baltimore	12/6/15	12	107	1	41t



OPPONENT OUTSTANDING PERFORMANCES

GAMES OF 100+ RECEIVING YARDS

PLAYER	TEAM	DATE	NO.	YDS.	TD	LG
Rob Gronkowski	New England	12/9/18	8	107	1	17
Gabriel Davis	Buffalo	1/3/21	2	107	1	56t
Justin Jefferson	Minnesota	10/16/22	6	107	0	47
Warren Wells	Oakland	9/21/68	3	106	1	73t
Raymond Chester	Baltimore	10/10/76	5	106	0	48
Frank Lewis	Buffalo	10/12/81	5	106	0	30
Tony Hill	Dallas	10/25/81	5	106	0	38
* Wes Chandler	San Diego	1/2/82	6	106	0	47
Andre Reed	Buffalo	12/4/94	3	106	2	83t
Warrick Dunn	Tampa Bay	9/21/97	6	106	1	58t
Laveranues Coles	N.Y. Jets	10/15/06	5	106	2	58t
Leonard Hankerson	Washington	11/13/11	8	106	0	22
DK Metcalf	Seattle	10/4/20	4	106	0	37
Zay Flowers	Baltimore	12/31/23	3	106	1	75t
George Kittle	San Francisco	12/22/24	8	106	0	28
Bake Turner	N.Y. Jets	12/14/69	4	105	2	34t
Harold Jackson	New England	11/29/79	5	105	1	33
Eddie Brown	Cincinnati	11/8/87	8	105	0	32
Jermaine Lewis	Baltimore	10/19/97	6	105	0	28
Wayne Chrebet	N.Y. Jets	12/13/98	5	105	1	52
Tony Martin	Atlanta	12/27/98	3	105	1	53
Ed McCaffrey	Denver	9/13/99	6	105	3	61t
Jeremy Shockey	New Orleans	10/25/09	4	105	0	66
Khalil Shakir	Buffalo	1/7/24	6	105	0	46
Art Powell	Oakland	9/2/66	8	104	1	17t
* Elmo Wright	Kansas City	12/25/71	3	104	0	63
Derrick Gaffney	N.Y. Jets	9/30/79	4	104	0	43
Wayne Chrebet	N.Y. Jets	10/12/97	5	104	1	70
Tim Brown	Oakland	12/6/98	9	104	2	27
Wayne Chrebet	N.Y. Jets	10/23/00	6	104	2	28
Mark Andrews	at Baltimore	9/18/22	9	104	1	25
DK Metcalf	at Seattle	9/22/24	4	104	1	71t
Gary Garrison	San Diego	10/11/69	4	103	2	40t
* Ken Burrough	Houston	12/24/78	6	103	0	53
Thurman Thomas	Buffalo	9/1/91	8	103	1	50t
* Kimble Anders	Kansas City	12/31/94	6	103	1	57t
Aaron Hernandez	New England	9/12/11	7	103	1	30
Wes Welker	New England	12/2/12	12	103	1	14
JuJu Smith-Schuster	Pittsburgh	10/28/19	5	103	1	34
DJ Moore	Carolina	11/28/21	4	103	0	64
Marvin Harrison	Indianapolis	9/6/98	5	102	1	42
Troy Brown	New England	12/24/00	8	102	0	22
David Patten	New England	10/6/02	5	102	2	34t
Doug Jolley	N.Y. Jets	12/18/05	9	102	1	60t
Jamaal Charles	Kansas City	12/21/08	3	102	0	75
Kellen Winslow	Tampa Bay	11/15/09	7	102	0	37
Rob Gronkowski	New England	1/2/11	6	102	1	28
T.Y. Hilton	Indianapolis	11/4/12	6	102	1	36t
Elbert Dubenion	Buffalo	9/18/66	5	101	0	26
Jerry LeVias	Houston	11/23/69	4	101	1	—
Andre Rison	Atlanta	10/11/92	7	101	1	22t
Heath Miller	Pittsburgh	9/7/06	3	101	1	87t
Andre Johnson	Houston	10/1/06	9	101	1	30
Cecil Shorts	Jacksonville	12/16/12	6	101	0	30
Richard Caster	N.Y. Jets	11/24/74	6	100	2	45t
Al Toon	N.Y. Jets	12/7/87	5	100	1	44t
Lawrence Dawsey	Tampa Bay	12/1/91	8	100	1	17t
Curtis Conway	Chicago	10/27/97	6	100	0	54
Ken Dilger	Indianapolis	12/14/97	5	100	3	43
Ben Watson	Cleveland	12/5/10	10	100	1	22
Jimmy Graham	New Orleans	9/30/13	4	100	2	43t
Keenan Allen	L.A. Chargers	9/17/17	9	100	0	24
Ladd McConkey	L.A. Chargers	10/12/25	7	100	1	42
Terry McLaurin	Washington	10/13/19	4	100	2	33t
Marvin Jones	at Jacksonville	10/17/21	7	100	1	28
Breece Hall	at N.Y. Jets	10/9/22	2	100	0	79



OPPONENT OUTSTANDING PERFORMANCES

GAMES OF 100+ RUSHING YARDS

PLAYER	TEAM	DATE	NO.	YDS.	TD	LG
Rico Dowdle	Carolina	10/5/25	23	206	1	53
O.J. Simpson	Buffalo	12/5/76	24	203	1	75t
Rueben Mayes	New Orleans	12/7/86	28	203	2	34t
Earl Campbell	Houston	11/20/78	28	199	4	81t
* Terrell Davis	Denver	1/9/99	21	199	2	62
Justin Fargas	Oakland	9/30/07	22	179	0	48
Justin Fields	Chicago	11/6/22	15	178	1	61t
Freeman McNeil	N.Y. Jets	10/14/85	28	173	0	20
Ricky Watters	Philadelphia	10/20/96	25	173	1	49t
Gerald Riggs	Atlanta	11/30/86	33	172	1	31
Eric Dickerson	Indianapolis	12/4/88	31	169	1	19
Jamal Lewis	Baltimore	1/2/05	34	167	1	20
C.J. Anderson	Denver	11/23/14	27	167	1	26
* Le'Veon Bell	Pittsburgh	1/8/17	29	167	2	26
** John Riggins	Washington	1/30/83	38	166	1	43t
Reuben Droughns	Cleveland	11/20/05	30	166	1	75t
Chris Ivory	N.Y. Jets	10/4/15	29	166	1	24
Thurman Thomas	Buffalo	9/1/91	25	165	1	20
Jim Nance	Boston	12/17/67	24	164	2	29
William Andrews	Atlanta	12/10/83	21	161	1	24t
* Earnest Byner	Cleveland	1/4/86	16	161	2	66t
Hoyle Granger	Houston	12/23/67	21	160	1	23
Wayne Wilson	New Orleans	10/2/83	34	160	0	12
* Thurman Thomas	Buffalo	12/30/95	25	158	1	32
Kerryon Johnson	Detroit	10/21/18	19	158	0	71
Don Woods	San Diego	9/29/74	18	157	2	56t
Earnest Byner	Washington	12/2/90	32	157	3	21
Antowain Smith	New England	12/22/01	26	156	1	44
Laurence Maroney	New England	12/23/07	14	156	1	59t
Marcus Allen	L.A. Raiders	12/2/84	20	155	3	52t
Eric Dickerson	Indianapolis	11/15/87	30	154	1	13
Thurman Thomas	Buffalo	12/23/90	30	154	1	13t
Christian Okoye	Kansas City	10/13/91	23	153	2	38t
Dick Post	San Diego	11/3/68	21	151	0	24
Travis Henry	Buffalo	12/1/02	35	151	1	13
Thurman Thomas	Buffalo	10/29/89	27	148	1	30t
Christian Okoye	Kansas City	12/3/89	32	148	1	13
Thurman Thomas	Buffalo	12/17/95	35	148	1	15
Brian Westbrook	Philadelphia	11/18/07	32	148	0	36
Adrian Peterson	Minnesota	9/19/10	28	145	1	23
Aaron Jones	Green Bay	11/11/18	15	145	2	67
James Conner	Pittsburgh	10/28/19	23	145	1	25
Barry Sanders	Detroit	9/15/91	32	143	0	14
Lee Suggs	Cleveland	12/26/04	38	143	0	13
Lydell Mitchell	Baltimore	10/9/77	17	142	1	64t
Curtis Martin	New England	11/12/95	30	142	2	23
Woody Campbell	Houston	12/3/67	18	141	1	42
* Natrone Means	San Diego	1/8/95	24	139	1	24t
Earl Campbell	Houston	12/4/83	28	138	1	35t
Edgerrin James	Indianapolis	9/15/02	30	138	0	13
C.J. Spiller	Buffalo	12/23/12	22	138	0	62
Barry Sanders	Detroit	12/7/97	30	137	1	19
Dalvin Cook	Minnesota	12/16/18	19	136	2	26
Thurman Thomas	Buffalo	11/18/91	23	135	1	30
* Fred Taylor	Jacksonville	1/15/00	18	135	1	90t
Josh Allen	Buffalo	12/2/18	9	135	0	28
Paul Robinson	Cincinnati	11/17/68	22	134	3	54t
Jim Nance	Boston	11/27/66	23	133	1	27t
Lamar Miller	Houston	10/25/18	18	133	1	58
Freeman McNeil	N.Y. Jets	11/4/84	20	132	1	52
Johnny Hector	N.Y. Jets	12/22/91	13	132	0	47
Travis Henry	Buffalo	10/20/02	22	132	0	34
Knile Davis	Kansas City	9/21/14	32	132	1	21t
D'Onta Foreman	Tennessee	1/2/22	26	132	1	35
Mike Garrett	Kansas City	9/24/67	20	131	0	28
Brandon Jacobs	N.Y. Giants	10/28/07	23	131	0	15
Edgerrin James	Indianapolis	12/5/99	23	130	2	41t
Darren McFadden	Dallas	11/22/15	29	129	0	35
LeSean McCoy	Buffalo	12/24/16	24	128	1	19t
Michael Pittman	Tampa Bay	10/16/05	15	127	1	57t
Ryan Mathews	San Diego	11/17/13	19	127	0	51
Joe Washington	Baltimore	10/29/78	20	126	0	29
Floyd Little	Denver	10/27/68	25	126	1	19



OPPONENT OUTSTANDING PERFORMANCES

GAMES OF 100+ RUSHING YARDS

PLAYER	TEAM	DATE	NO.	YDS.	TD	LG
Antowain Smith	Buffalo	11/14/99	29	126	0	24
Chris Johnson	Tennessee	11/11/12	23	126	1	21
Eric Dickerson	Indianapolis	9/25/88	30	125	0	9
Thurman Thomas	Buffalo	10/9/94	31	125	2	26t
Ezekiel Elliott	Dallas	9/22/19	19	125	0	18
Earnest Jackson	San Diego	11/18/84	28	124	0	16
Eric Dickerson	L.A. Rams	12/14/86	28	124	1	25
Kimani Vidal	L.A. Chargers	10/12/25	18	124	0	38
Robert Holmes	Kansas City	9/28/68	13	123	1	76t
Neal Anderson	Chicago	9/4/88	24	123	2	15
Scott Lockwood	New England	12/27/92	30	123	0	23
Tatum Bell	Denver	12/12/04	17	123	2	29
LeGarrette Blount	New England	9/18/16	29	123	1	26
Tony Dorsett	Dallas	10/25/81	24	122	0	18
DeAngelo Williams	Carolina	11/19/09	13	122	0	50
Walter Payton	Chicago	12/2/85	23	121	0	15
Larry Kinnebrew	Buffalo	10/29/89	21	121	1	25
Dorsey Levens	Green Bay	9/14/97	21	121	0	23
Corey Dillon	New England	12/20/04	26	121	1	20
Alfred Morris	Washington	9/13/15	25	121	0	14
DeMarco Murray	Tennessee	10/9/16	27	121	0	14
O.J. Simpson	Buffalo	11/18/73	20	120	0	28
Earl Campbell	Houston	11/5/79	32	120	0	11
* Chuck Muncie	San Diego	1/2/82	24	120	1	19
Curtis Martin	N.Y. Jets	10/14/01	22	120	1	27t
Jim Braxton	Buffalo	11/18/73	17	119	0	36
Craig James	New England	11/3/85	23	119	0	14
Ronnie Harmon	Buffalo	11/29/87	23	119	0	19
Jerome Bettis	Pittsburgh	11/25/96	27	119	0	14
Lamar Jackson	at Baltimore	9/18/22	9	119	1	79t
Derrick Henry	vs. Baltimore	10/30/25	19	119	0	35
Natrone Means	San Diego	12/27/93	18	118	3	65t
Edgerrin James	Indianapolis	11/26/00	26	118	0	13
Ahman Green	Green Bay	10/22/06	18	118	1	70t
Adrian Peterson	Washington	10/13/19	23	118	0	25
Warren Williams	Pittsburgh	12/18/88	16	117	0	33
* Thurman Thomas	Buffalo	1/12/91	32	117	2	14
Chris Johnson	Tennessee	11/14/10	17	117	1	30
Austin Ekeler	L.A. Chargers	9/10/23	16	117	1	55
Franco Harris	Pittsburgh	11/30/80	28	116	1	9t
Freeman McNeil	N.Y. Jets	9/12/82	13	116	0	48
Freeman McNeil	N.Y. Jets	11/26/84	24	116	0	39
Curtis Martin	N.Y. Jets	11/1/04	19	115	1	25t
Lamont Jordan	N.Y. Jets	11/1/04	14	115	1	25t
Willie Parker	Pittsburgh	9/7/06	29	115	0	32
Fred Jackson	Buffalo	12/9/07	15	115	0	27
Emerson Boozer	N.Y. Jets	12/13/70	18	114	0	21
Curtis Brown	Buffalo	11/12/78	11	114	1	58t
James Jones	Detroit	10/27/85	36	114	1	8
Jim Nance	Boston	10/15/67	20	113	0	19
Mel Owens	Detroit	12/15/73	27	113	1	10
Horace Ivory	New England	10/22/78	15	113	2	28
* Curt Warner	Seattle	12/31/83	29	113	2	18
Terry Allen	Minnesota	9/25/94	15	113	1	45
Colin Kaepernick	San Francisco	11/27/16	10	113	0	30
Alex Collins	Baltimore	10/26/17	18	113	0	19
Edgerrin James	Indianapolis	12/17/00	32	112	0	15
LeSean McCoy	Buffalo	11/8/15	16	112	1	48t
Dion Lewis	New England	11/26/17	15	112	0	25
Sony Michel	New England	9/30/18	25	112	1	23
Saquon Barkley	N.Y. Giants	12/15/19	24	112	2	12
Hoyle Granger	Houston	12/3/67	25	111	1	13
Jim Nance	Boston	12/8/68	19	111	1	30t
Wilbert Montgomery	Philadelphia	9/24/78	25	111	0	12
Willis McGahee	Buffalo	10/17/04	26	111	0	31
Peyton Barber	Las Vegas	9/26/21	23	111	1	27t
Franco Harris	Pittsburgh	11/14/76	22	110	1	26
Rocky Bleier	Pittsburgh	11/14/76	20	110	0	13
Eric Dickerson	Indianapolis	12/30/90	20	110	0	16
Corey Dillon	Cincinnati	10/1/00	22	110	0	19
Curtis Martin	N.Y. Jets	10/3/04	24	110	1	13
Thomas Jones	N.Y. Jets	9/23/07	25	110	0	12
Karlos Williams	Buffalo	9/27/15	12	110	1	41t



OPPONENT OUTSTANDING PERFORMANCES

GAMES OF 100+ RUSHING YARDS						
PLAYER	TEAM	DATE	NO.	YDS.	TD	LG
Karlos Williams	Buffalo	11/8/15	9	110	2	38t
Jonathan Stewart	Carolina	11/13/17	17	110	0	18
Jim Nance	Boston	11/9/69	17	109	0	23
Stump Mitchell	St. Louis	9/30/84	20	109	2	19
* Terry Allen	Baltimore	1/13/02	25	109	1	13
James Cook	Buffalo	9/18/25	19	108	1	26
Joe Cribbs	Buffalo	12/27/82	19	108	1	62t
Curtis Martin	N.Y. Jets	10/4/98	36	108	1	15
Larry Johnson	Kansas City	12/21/08	12	108	1	33
Denard Robinson	Jacksonville	10/26/14	18	108	0	41
Freeman McNeil	N.Y. Jets	11/10/85	26	107	0	13
Eric Dickerson	Indianapolis	12/17/89	21	107	2	17
* Edgerrin James	Indianapolis	12/30/00	21	107	0	34
Marshawn Lynch	Buffalo	12/9/07	23	107	0	11
Mark Ingram II	Baltimore	9/8/19	14	107	2	49
Lydell Mitchell	Baltimore	11/23/75	26	106	1	32t
Sam Cunningham	New England	9/19/76	21	106	0	15
Eddie George	Tennessee	9/7/97	23	106	1	13t
Raymont Harris	Chicago	10/27/97	25	106	1	9
Nick Chubb	Cleveland	11/24/19	21	106	1	17
Kyler Murray	Arizona	11/8/20	11	106	1	28
Franco Harris	Pittsburgh	12/3/73	15	105	1	21t
Marcus Allen	L.A. Raiders	9/19/83	22	105	0	15
* Craig James	New England	1/12/86	22	105	0	21
Willis McGahee	Baltimore	10/19/08	19	105	1	17
Fred Jackson	Buffalo Bills	12/22/13	18	105	1	14
Chris Johnson	N.Y. Jets	12/1/14	17	105	0	47
Lydell Mitchell	Baltimore	12/9/73	35	104	0	9
John Stephens	New England	11/6/88	25	104	1	13t
Rod Bernstine	San Diego	12/15/91	13	104	3	63t
Willis McGahee	Baltimore	12/16/07	29	104	0	19
Chris Johnson	Tennessee	12/20/09	29	104	0	14
Sammy Winder	Denver	9/29/85	20	103	2	19
Brad Baxter	N.Y. Jets	11/1/92	20	103	0	28
Jamal Anderson	Atlanta	12/27/98	18	103	1	36t
Emmitt Smith	Dallas	11/25/99	31	103	0	28
Garrison Hearst	San Francisco	12/16/01	26	103	0	23
Ben Tate	Houston	9/18/11	23	103	0	16
Tony Pollard	Dallas	9/22/19	13	103	1	28
Jonathan Taylor	Indianapolis	10/3/21	16	103	1	38
Thomas Jones	N.Y. Jets	11/1/09	27	102	0	11
Eric Dickerson	L.A. Rams	10/30/83	14	101	1	40
Duce Staley	Pittsburgh	9/26/04	22	101	0	38
Thomas Jones	N.Y. Jets	9/7/08	22	101	1	14
* Wendell Hayes	Kansas City	12/25/71	22	100	0	22
Mark van Eeghen	New England	12/12/82	22	100	0	11
Chris Brown	Tennessee	9/11/04	16	100	0	52
Damien Harris	New England	9/12/21	23	100	0	35

* Playoff Game

** Super Bowl



DOLPHINS LARGEST COMEBACKS

DOLPHINS				
MARGIN	SCORE/QUARTER	FINAL SCORE	DATE	OPPONENT
1. 24 points	0-24 (2nd)	34-27	12/15/74	NEW ENGLAND
2. 21 points	0-21 (2nd)	24-23	12/4/05	BUFFALO
	21 points	14-35 (4th)	42-38	at Baltimore
4. 18 points	3-21 (2nd)	24-21	11/14/71	PITTSBURGH
	18 points	3-21 (2nd)	24-21	CLEVELAND*
	18 points	6-24 (3rd)	28-24	at N.Y. Jets
7. 17 points	0-17 (3rd)	21-17	11/10/68	at Buffalo
	17 points	3-20 (2nd)	31-23	at N.Y. Jets
	17 points	0-17 (2nd)	28-20	GREEN BAY
	17 points	0-17 (3rd)	20-17	at Atlanta

NOTE: Miami's largest fourth-quarter comeback was from a 21-point deficit (14-35 to 42-38) against Baltimore on September 18, 2022.

OPPONENTS				
MARGIN	SCORE/QUARTER	FINAL SCORE	DATE	OPPONENT
1. 23 points	7-30 (4th)	40-37 (OT)	10/23/00	at N.Y. Jets
2. 21 points	0-21 (2nd)	34-31 (OT)	10/25/87	BUFFALO
	21 points	3-24 (3rd)	27-24 (OT)	INDIANAPOLIS
	21 points	3-24 (2nd)	46-34	NEW ORLEANS
5. 18 points	10-28 (2nd)	45-28	10/9/77	at Baltimore
6. 17 points	0-17 (2nd)	27-24	10/5/25	at Carolina
	17 points	0-17 (3rd)	21-17	at N.Y. Jets
	17 points	0-17 (3rd)	27-24	at New England
	17 points	0-17 (3rd)	27-17	at Cincinnati

* Playoff Game

DOLPHINS 10 LARGEST MARGINS

...OF VICTORY				
MARGIN	SCORE	DATE	OPPONENT	
1. 52 points	52-0	11/12/72	NEW ENGLAND	
2. 50 points	70-20	9/24/23	DENVER	
3. 44 points	44-0	11/11/73	BALTIMORE	
4. 43 points	43-0	10/19/75	at N.Y. Jets	
5. 42 points	42-0	9/10/78	at Baltimore	
	42 points	11/24/86	N.Y. JETS	
	42 points	10/11/87	KANSAS CITY	
8. 41 points	55-14	11/24/77	at St. Louis	
9. 38 points	45-7	12/20/70	BUFFALO	
	38 points	41-3	NEW ENGLAND	
	38 points	52-14	N.Y. JETS	

...OF DEFEAT				
MARGIN	SCORE	DATE	OPPONENT	
1. 55 points	62-7	1/15/00	at Jacksonville*	
2. 49 points	59-10	9/8/19	BALTIMORE	
3. 45 points	48-3	9/28/68	KANSAS CITY	
4. 43 points	43-0	9/15/19	NEW ENGLAND	
5. 41 points	41-0	10/8/67	at Kansas City	
	41 points	12/14/97	at Indianapolis	
7. 40 points	40-0	10/26/17	at Baltimore	
8. 37 points	56-19	12/31/23	at Baltimore	
9. 35 points	35-0	11/1/70	at Baltimore	
	35 points	42-7	at Kansas City	
	35 points	38-3	at Denver*	
	35 points	35-0	BUFFALO	

* Playoff Game



DOLPHINS HOME AND AWAY

(Regular Season)

YEAR	HOME	PCT.	ROAD	PCT.	OVERALL	PCT.
1966	2-5	.286	1-6	.143	3-11	.214
1967	4-3	.571	0-7	.000	4-10	.286
1968	1-5-1	.214	4-3	.571	5-8-1	.393
1969	2-4-1*	.357	1-6*	.143	3-10-1	.250
1970	6-1	.857	4-3	.571	10-4	.714
1971	6-1	.857	4-2-1	.643	10-3-1	.750
1972	7-0	1.000	7-0	1.000	14-0	1.000
1973	7-0	1.000	5-2	.714	12-2	.857
1974	7-0	1.000	4-3	.571	11-3	.786
1975	5-2	.714	5-2	.714	10-4	.714
1976	3-4	.429	3-4	.429	6-8	.429
1977	6-1	.857	4-3	.571	10-4	.714
1978	7-1	.875	4-4	.500	11-5	.688
1979	6-2	.750	4-4	.500	10-6	.625
1980	5-3	.625	3-5	.375	8-8	.500
1981	6-1-1	.813	5-3	.625	11-4-1	.719
1982	4-0	1.000	3-2	.600	7-2	.778
1983	7-1	.875	5-3	.625	12-4	.750
1984	7-1	.875	7-1	.875	14-2	.875
1985	8-0	1.000	4-4	.500	12-4	.750
1986	4-4	.500	4-4	.500	8-8	.500
1987	4-3	.571	4-4	.500	8-7	.533
1988	4-4	.500	2-6	.250	6-10	.375
1989	4-4	.500	4-4	.500	8-8	.500
1990	7-1	.875	5-3	.625	12-4	.750
1991	5-3	.625	3-5	.375	8-8	.500
1992	6-2	.750	5-3	.625	11-5	.688
1993	4-4	.500	5-3	.625	9-7	.563
1994	6-2	.750	4-4	.500	10-6	.625
1995	5-3	.625	4-4	.500	9-7	.563
1996	4-4	.500	4-4	.500	8-8	.500
1997	6-2	.750	3-5	.375	9-7	.563
1998	7-1	.875	3-5	.375	10-6	.625
1999	5-3	.625	4-4	.500	9-7	.563
2000	5-3	.625	6-2	.750	11-5	.688
2001	7-1	.875	4-4	.500	11-5	.688
2002	7-1	.875	2-6	.250	9-7	.563
2003	4-4	.500	6-2	.750	10-6	.625
2004	3-5	.375	1-7	.125	4-12	.250
2005	5-3	.625	4-4	.500	9-7	.563
2006	4-4	.500	2-6	.250	6-10	.375
2007	1-7#	.125	0-8	.000	1-15	.063
2008	5-3	.625	6-2	.750	11-5	.688
2009	4-4	.500	3-5	.375	7-9	.438
2010	1-7	.125	6-2	.750	7-9	.438
2011	4-4	.500	2-6	.250	6-10	.375
2012	5-3	.625	2-6	.250	7-9	.438
2013	4-4	.500	4-4	.500	8-8	.500
2014	4-4	.500	4-4@	.500	8-8	.500
2015	3-5^	.375	3-5	.375	6-10	.375
2016	6-2	.750	4-4	.500	10-6	.625
2017	4-4&	.500	2-6	.250	6-10	.375
2018	6-2	.750	1-7	.125	7-9	.438
2019	3-5	.375	2-6	.250	5-11	.313
2020	5-3	.625	5-3	.625	10-6	.625
2021	6-3	.667	3-5\$.375	9-8	.529
2022	6-2	.750	3-6	.333	9-8	.529
2023	7-2	.778	4-4%	.500	11-6	.647
2024	5-3	.625	3-6	.333	8-9	.471
2025	5-4+	.556	2-5	.400	7-9	.429
TOTALS	296-167-3	.638	215-250-1	.462	511-417-4	.550

* Includes 38-23 loss to Boston at Tampa. # Includes 13-10 loss to N.Y. Giants at London, England. @ Includes 38-14 win over Oakland at London, England. ^ Includes 27-14 loss to N.Y. Jets at London, England. & Includes 20-0 loss to New Orleans at London, England. \$ Includes 20-23 loss to Jacksonville at London, England. % Includes 21-14 loss to Kansas City at Frankfurt, Germany. + Includes a 16-13 win over Washington at Madrid, Spain.



DOLPHINS MONTH BY MONTH

(Regular Season)

YEAR	SEPTEMBER	OCTOBER	NOVEMBER	DECEMBER	JANUARY	RECORD
1966	0-3	2-2	0-4	1-2	0-0	3-11
1967	1-1	0-4	1-3	2-2	0-0	4-10
1968	0-3	2-1-1	2-2	1-2	0-0	5-8-1
1969	0-3	1-2-1	1-4	1-1	0-0	3-10-1
1970	1-1	3-1	3-2	3-0	0-0	10-4
1971	1-0-1	4-1	4-0	1-2	0-0	10-3-1
1972	2-0	5-0	4-0	3-0	0-0	14-0
1973	2-1	4-0	4-0	2-1	0-0	12-2
1974	2-1	3-1	3-1	3-0	0-0	11-3
1975	1-1	4-0	2-2	3-1	0-0	10-4
1976	2-1	2-3	1-3	1-1	0-0	6-8
1977	2-0	3-2	3-1	2-1	0-0	10-4
1978	2-2	4-1	2-2	3-0	0-0	11-5
1979	4-1	2-2	3-2	1-1	0-0	10-6
1980	3-1	1-3	2-3	2-1	0-0	8-8
1981	4-0	1-2-1	3-2	3-0	0-0	11-4-1
1982	2-0	0-0	1-1	3-1	1-0	7-2
1983	3-1	3-2	3-1	3-0	0-0	12-4
1984	5-0	4-0	3-1	2-1	0-0	14-2
1985	3-1	2-2	3-1	4-0	0-0	12-4
1986	1-3	2-2	3-2	2-1	0-0	8-8
1987	1-1	1-3	3-2	3-1	0-0	8-7
1988	1-3	4-1	0-4	1-2	0-0	6-10
1989	1-2	3-2	3-1	1-3	0-0	8-8
1990	3-1	3-0	3-1	3-2	0-0	12-4
1991	2-3	1-2	3-1	2-2	0-0	8-8
1992	3-0	3-1	2-3	3-1	0-0	11-5
1993	2-1	4-0	3-1	0-4	0-1	9-7
1994	3-1	3-1	2-2	2-2	0-0	10-6
1995	3-0	2-3	1-3	3-1	0-0	9-7
1996	3-1	1-3	2-2	2-2	0-0	8-8
1997	2-2*	3-1	3-2	1-2	0-0	9-7
1998	3-0	2-2	3-2	2-2	0-0	10-6
1999	2-0	4-1	2-2	1-3	0-1	9-7
2000	3-1	3-1	3-1	2-2	0-0	11-5
2001	2-1	2-1	3-1	3-2	1-0	11-5
2002	3-1	2-1	2-2	2-3	0-0	9-7
2003	2-1	3-1	3-2	2-2	0-0	10-6
2004	0-3	1-3	1-3	2-2	0-1	4-12
2005	2-1	1-3	1-3	4-0	1-0	9-7
2006	1-2	0-4	4-0	1-4	0-0	6-10
2007	0-4	0-4	0-3	1-4	0-0	1-15
2008	1-2	2-2	4-1	4-0	0-0	11-5
2009	0-3	2-1	3-2	2-2	0-1	7-9
2010	2-1	2-2	2-2	1-3	0-1	7-9
2011	0-3	0-4	3-1	2-2	1-0	6-10
2012	1-3	3-0	1-3	2-3	0-0	7-9
2013	3-1	1-3	1-2	3-2	0-0	8-8
2014	2-2	2-1	2-2	2-3	0-0	8-8
2015	1-2	2-2	1-3	1-3	1-0	6-10
2016	1-3	2-1	4-0	3-1	0-1	10-6
2017	1-1	3-2	0-4	2-3	0-0	6-10
2018	3-1	1-3	1-2	2-3	0-0	7-9
2019	0-4	0-3	2-2	3-2	0-0	5-11
2020	1-2	2-1	4-1	3-1	0-1	10-6
2021	1-2	0-5	4-0	3-0	1-1	9-8
2022	3-1	2-2	3-0	0-4	1-1	9-8
2023	3-0	3-2	2-1	3-2	0-1	11-6
2024	1-3	1-2	3-2	3-1	0-1	8-9
2025	1-3	1-4	3-0	2-2	0-0	6-8
TOTALS	107-90-1	127-109-3	141-106	128-101	7-11	511-417-4

*includes August 31, 1997, 16-10 win over Indianapolis



PRIME TIME DOLPHINS

YEAR	DATE	OPPONENT	SCORE	W/L	NETWORK	ATTENDANCE
1970	Mon., Nov. 30	at Atlanta	20-7	W	ABC	53,303
1971	Mon., Nov. 29	CHICAGO	34-3	W	ABC	73,071
1972	Mon., Nov. 27	ST. LOUIS	31-10	W	ABC	78,190
1973	Mon., Oct. 15	at Cleveland	17-9	W	ABC	72,070
1973	Mon., Dec. 3	PITTSBURGH	30-26	W	ABC	68,901
1974	Mon., Oct. 7	N.Y. JETS	21-17	W	ABC	61,527
1974	Mon., Dec. 2	CINCINNATI	24-3	W	ABC	71,962
1975	Mon., Sept. 22	OAKLAND	21-31	L	ABC	78,744
1975	Mon., Dec. 1	NEW ENGLAND	20-7	W	ABC	61,963
1976	Mon., Sept. 13	at Buffalo	30-21	W	ABC	77,683
1976	Mon., Nov. 22	BALTIMORE	16-17	L	ABC	62,104
1977	Mon., Dec. 5	BALTIMORE	17-6	W	ABC	68,977
1978	Mon., Oct. 9	CINCINNATI	21-0	W	ABC	54,729
1978	Mon., Nov. 20	at Houston	30-35	L	ABC	50,290
1978	Mon., Dec. 18	NEW ENGLAND	23-3	W	ABC	72,071
1979	Mon., Oct. 8	at Oakland	3-13	L	ABC	52,419
1979	Mon., Nov. 5	HOUSTON	6-9	L	ABC	70,273
1979	Thur., Nov. 29	NEW ENGLAND	39-24	W	ABC	69,174
1980	Mon., Oct. 27	at N.Y. Jets	14-17	L	ABC	53,046
1980	Thur., Nov. 20	SAN DIEGO	24-27	L (OT)	ABC	63,013
1980	Mon., Dec. 8	NEW ENGLAND	16-13	W (OT)	ABC	63,292
1981	Thur., Sept. 10	PITTSBURGH	30-10	W	ABC	74,190
1981	Mon., Oct. 12	at Buffalo	21-31	L	ABC	78,576
1981	Mon., Nov. 30	PHILADELPHIA	13-10	W	ABC	67,797
1982	Mon., Nov. 29	at Tampa Bay	17-23	L	ABC	54,854
1982	Mon., Dec. 27	BUFFALO	27-10	W	ABC	73,924
1983	Mon., Sept. 19	at L.A. Raiders	14-27	L	ABC	57,796
1983	Mon., Nov. 28	CINCINNATI	38-14	W	ABC	74,506
1983	Fri., Dec. 16	N.Y. JETS	34-14	W	ABC	59,975
1984	Mon., Sept. 17	at Buffalo	21-17	W	ABC	65,455
1984	Mon., Nov. 26	N.Y. JETS	28-17	W	ABC	74,884
1984	Mon., Dec. 17	DALLAS	28-21	W	ABC	74,139
1985	Mon., Oct. 14	at N.Y. Jets	7-23	L	ABC	73,807
1985	Mon., Dec. 2	CHICAGO	38-24	W	ABC	75,594
1985	Mon., Dec. 16	NEW ENGLAND	30-27	W	ABC	69,489
1986	Mon., Nov. 10	at Cleveland	16-26	L	ABC	77,949
1986	Mon., Nov. 24	N.Y. JETS	45-3	W	ABC	70,206
1986	Mon., Dec. 22	NEW ENGLAND	27-34	L	ABC	74,516
1987	Sun., Nov. 22	at Dallas	20-14	W	ESPN	56,519
1987	Mon., Dec. 7	N.Y. JETS	37-28	W	ABC	62,592
1987	Sun., Dec. 20	WASHINGTON	23-21	W	ESPN	65,715
1987	Mon., Dec. 28	NEW ENGLAND	10-24	L	ABC	61,192
1988	Mon., Nov. 14	BUFFALO	6-31	L	ABC	67,091
1988	Sun., Nov. 20	NEW ENGLAND	3-6	L	ESPN	53,526
1988	Mon., Dec. 12	CLEVELAND	38-31	W	ABC	61,884
1989	Sun., Dec. 10	NEW ENGLAND	31-10	W	ESPN	55,918
1990	Thur., Oct. 18	NEW ENGLAND	17-10	W	TNT	62,630
1990	Mon., Nov. 19	L.A. RAIDERS	10-13	L	ABC	70,553
1990	Sun., Dec. 9	PHILADELPHIA	23-20	W (OT)	ESPN	67,034
1991	Sun., Nov. 10	NEW ENGLAND	30-20	W	ESPN	56,065
1991	Mon., Nov. 18	BUFFALO	27-41	L	ABC	71,062
1991	Mon., Dec. 9	CINCINNATI	37-13	W	ABC	60,616
1992	Mon., Sept 14	at Cleveland	27-23	W	ABC	74,765
1992	Mon., Nov. 16	BUFFALO	20-26	L	ABC	70,629
1992	Mon., Dec. 14	L.A. RAIDERS	20-7	W	ABC	67,098
1992	Sun., Dec. 20	N.Y. JETS	19-17	W	ESPN	68,275
1993	Mon., Oct. 4	WASHINGTON	17-10	W	ABC	68,568
1993	Sun., Oct. 24	INDIANAPOLIS	41-27	W	TNT	57,301
1993	Mon., Dec 13	PITTSBURGH	20-21	L	ABC	70,232
1993	Mon., Dec. 27	at San Diego	20-45	L	ABC	60,311
1994	Sun., Oct. 2	at Cincinnati	23-7	W	TNT	55,056
1994	Sun., Dec. 4	BUFFALO	31-42	L	ESPN	69,358
1994	Mon., Dec. 12	KANSAS CITY	45-28	W	ABC	71,578
1994	Sun., Dec. 25	DETROIT	27-20	W	ESPN	70,980
1995	Mon., Sept. 18	PITTSBURGH	23-10	W	ABC	72,874
1995	Sun., Nov. 5	at San Diego	24-14	W	ESPN	61,996
1995	Mon., Nov. 20	SAN FRANCISCO	20-44	L	ABC	73,080
1995	Mon., Dec. 11	KANSAS CITY	13-6	W	ABC	70,321
1996	Sun., Sept. 8	at Arizona	38-10	W	TNT	55,444
1996	Mon., Sept. 23	at Indianapolis	6-10	L	ABC	60,891
1996	Mon., Nov. 25	PITTSBURGH	17-24	L	ABC	73,489



PRIME TIME DOLPHINS

YEAR	DATE	OPPONENT	SCORE	W/L	NETWORK	ATTENDANCE
1996	Mon., Dec. 16	BUFFALO	16-14	W	ABC	67,016
1997	Sun., Sept. 21	at Tampa Bay	21-31	L	TNT	73,314
1997	Mon., Oct. 27	CHICAGO^	33-36	L (OT)	ABC	73,156
1997	Mon., Nov. 17	BUFFALO	30-13	W	ABC	74,155
1997	Sun., Dec. 7	DETROIT	33-30	W	ESPN	72,266
1997	Mon., Dec. 22	NEW ENGLAND	12-14	L	ABC	74,379
1998	Mon., Oct. 12	at Jacksonville	21-28	L	ABC	74,051
1998	Mon., Nov. 23	at New England	23-26	L	ABC	58,729
1998	Sun., Dec. 13	N.Y. JETS	16-21	L	ESPN	74,369
1998	Mon., Dec. 21	DENVER	31-21	W	ABC	74,363
1999	Mon., Sept. 13	at Denver	38-21	W	ABC	75,623
1999	Mon., Oct. 4	BUFFALO	18-23	L	ABC	74,073
1999	Sun., Nov. 7	TENNESSEE	17-0	W	ESPN	74,109
1999	Mon., Dec. 27	N.Y. JETS	31-38	L	ABC	74,230
2000	Sun., Sept. 17	BALTIMORE	19-6	W	ESPN	73,464
2000	Mon., Oct. 23	at N.Y. Jets	37-40	L (OT)	ABC	78,389
2001	Sun., Sept. 9	at Tennessee	31-23	W	ESPN	68,798
2001	Mon., Dec. 10	INDIANAPOLIS	41-6	W	ABC	73,858
2002	Sun., Oct. 13	at Denver	24-22	W	ESPN	75,941
2002	Mon., Nov. 4	at Green Bay	10-24	L	ABC	63,284
2002	Sun., Nov. 10	at N.Y. Jets	10-13	L	ESPN	78,920
2002	Mon., Dec. 9	CHICAGO	27-9	W	ABC	73,609
2003	Sun., Sept. 21	BUFFALO	17-7	W	ESPN	73,458
2003	Mon., Oct. 27	at San Diego#	26-10	W	ABC	73,014
2003	Sun., Nov. 23	WASHINGTON	24-23	W	ESPN	73,578
2003	Mon., Dec. 15	PHILADELPHIA	27-34	L	ABC	73,780
2004	Sun., Sept. 19	at Cincinnati	13-16	L	ESPN	65,705
2004	Sun., Sept. 26	PITTSBURGH@	3-13	L	CBS	72,225
2004	Mon., Nov. 1	at N.Y. Jets	14-41	L	ABC	78,216
2004	Mon., Dec. 20	NEW ENGLAND	29-28	W	ABC	73,629
2004	Sun., Dec. 26	CLEVELAND	10-7	W	ESPN	73,169
2005	Fri., Oct. 21	KANSAS CITY%	20-30	L	CBS	68,350
2006	Thur., Sept. 7	at Pittsburgh	17-28	L	NBC	64,927
2006	Mon., Dec. 25	N.Y. JETS	10-13	L	ESPN	73,500
2007	Mon., Nov. 26	at Pittsburgh	0-3	L	ESPN	57,704
2009	Mon., Sept. 21	INDIANAPOLIS	23-27	L	ESPN	66,227
2009	Mon., Oct. 12	N.Y. JETS	31-27	W	ESPN	69,767
2009	Thur., Nov. 19	at Carolina	24-17	W	NFLN	73,475
2010	Sun., Sept. 26	N.Y. JETS	23-31	L	NBC	70,481
2010	Mon., Oct. 4	NEW ENGLAND	14-41	L	ESPN	69,090
2010	Thur., Nov. 18	CHICAGO	0-16	L	NFLN	68,752
2011	Mon., Sept. 12	NEW ENGLAND	24-38	L	ESPN	66,860
2011	Mon., Oct. 17	at N.Y. Jets	6-24	L	ESPN	78,912
2012	Thurs., Nov. 11	at Buffalo	14-19	L	NFLN	69,118
2013	Mon., Sept. 30	at New Orleans	17-38	L	ESPN	73,118
2013	Thur., Oct. 31	CINCINNATI	22-20	W (OT)	NFLN	52,388
2013	Mon., Nov. 11	at Tampa Bay	19-22	L	ESPN	64,448
2014	Thurs., Nov. 13	BUFFALO	22-9	W	NFLN	71,573
2014	Mon., Dec. 1	at N.Y. Jets	16-13	W	ESPN	78,160
2015	Thur., Oct. 29	at New England	7-36	L	NFLN	66,829
2015	Mon., Dec. 14	N.Y. Giants	24-31	L	ESPN	65,408
2016	Thur., Sept. 29	at Cincinnati	7-22	L	NFLN	60,834
2016	Sat., Dec. 17	at N.Y. Jets	34-13	W	NFLN	78,160
2017	Thur., Oct. 26	at Baltimore	0-40	L	CBS/NFLN/ Amazon	70,408
2017	Sun., Nov. 5	OAKLAND	24-27	L	NBC	65,139
2017	Mon., Nov. 13	at Carolina	21-45	L	ESPN	72,790
2017	Mon., Dec. 11	NEW ENGLAND	27-20	W	ESPN	65,548
2018	Thur., Oct. 25	at Houston	23-42	L	FOX/NFLN/ Amazon	71,726
2019	Mon., Oct. 28	at Pittsburgh	14-27	L	ESPN	59,244
2020	Thur., Sept. 24	at Jacksonville	31-13	W	NFLN	16,563
2020	Sat., Dec. 26	at Las Vegas	26-25	W	NFLN	0
2021	Thur., Nov. 11	BALTIMORE	22-10	W	FOX/NFLN/ Amazon	65,948
2021	Mon., Dec. 27	at New Orleans	20-3	W	ESPN	69,170
2022	Thur., Sept. 29	at Cincinnati	15-27	L	Prime Video	67,260
2022	Sun., Oct. 23	PITTSBURGH	16-10	W	NBC	66,224
2022	Sun., Dec. 11	at L.A. Chargers	17-23	L	NBC	70,240
2022	Sat., Dec. 17	at Buffalo	29-32	L	NFLN	70,794



PRIME TIME DOLPHINS

YEAR	DATE	OPPONENT	SCORE	W/L	NETWORK	ATTENDANCE
2023	Sun., Sept. 17	at New England	24-17	W	NBC	64,628
2023	Sun., Oct. 22	at Philadelphia	17-31	L	NBC	69,879
2023	Mon., Dec. 11	TENNESSEE	27-28	L	ESPN	66,068
2023	Sun., Jan. 7	BUFFALO	14-21	L	NBC	66,292
2023	Sat., Jan. 13	at Kansas City*	7-26	L	Peacock	71,492
2024	Thur., Sept. 12	BUFFALO	13-31	L	Prime Video	65,601
2024	Mon., Sept. 30	TENNESSEE	12-31	L	ESPN	65,291
2024	Mon., Nov. 11	at L.A. Rams	23-15	W	ESPN	72,474
2024	Thur., Nov. 28	at Green Bay	17-30	L	NBC	77,599
2025	Thur., Sept. 18	at Buffalo	21-31	L	Prime Video	70,641
2025	Mon., Sept. 29	N.Y. JETS	27-21	W	ESPN	65,848
2025	Thur., Oct. 30	BALTIMORE	28-6	L	Prime Video	66,132
2025	Mon., Dec. 15	at Pittsburgh	28-15	L	ESPN	65,663

TOTALS: 46-46 Monday Night (36-24 home, 10-22 road)
21-12 Sunday Night (14-7 home, 7-5 road)
8-13 Thursday Night (6-4 home, 2-9 road)
3-3 Other (1-1 home, 2-2 road); 0-1 Playoffs

* Playoff Game

^ Game originally scheduled for Sun., Oct. 26 postponed to Mon., Oct. 27 due to Game 7 of World Series.

Game played at Sun Devil Stadium in Tempe, Ariz. due to California wildfires.

@ Game originally scheduled to start at 1:00 p.m. but moved back to 8:30 p.m. because of Hurricane Jeanne.

% Game originally scheduled for Sunday, Oct. 23 at 1:00 p.m. but moved up to Friday, Oct. 21 at 7:00 p.m. because of the impending arrival of Hurricane Wilma.

DOLPHINS' 10 LARGEST CROWDS

(Regular Season and Postseason games only)

1966-96 = actual attendance

1997-Present = paid attendance

HOME (Modernized Hard Rock Stadium, 2015-25)

ATTENDANCE	DATE	OPPONENT	RESULT	W/L
1. 66,563	11/13/22	Cleveland	39-17	W
2. 66,552	12/28/25	Tampa Bay	20-17	W
3. 66,514	1/9/22	New England	33-24	W
4. 66,429	1/8/23	N.Y. Jets	11-6	W
5. 66,410	12/24/23	Dallas	22-20	W
6. 66,328	12/25/22	Green Bay	20-26	L
7. 66,292	1/7/24	Buffalo	14-21	L
8. 66,224	10/23/22	Pittsburgh	16-10	W
9. 66,206	9/25/22	Buffalo	21-19	W
10. 66,205	11/27/22	Houston	30-15	W

HOME (Hard Rock Stadium, 1987-14)

ATTENDANCE	DATE	OPPONENT	RESULT	W/L
1. 75,283	10/27/96	Dallas	10-29	L
2. 74,379	12/22/97	New England	12-14	L
3. 74,369	12/13/98	N.Y. Jets	16-21	L
4. 74,363	12/21/98	Denver	31-21	W
5. 74,320	11/19/00	N.Y. Jets	3-20	L
6. 74,307	12/10/00	Tampa Bay	13-16	L
7. 74,295	11/21/99	New England	27-17	W
8. 74,259	11/18/01	N.Y. Jets	0-24	L
9. 74,240	1/4/09	*Baltimore	9-27	L
10. 74,230	12/27/99	N.Y. Jets	31-38	L

HOME (Orange Bowl, 1966-86)

ATTENDANCE	DATE	OPPONENT	RESULT	W/L
1. 78,939	1/2/72	*Baltimore	21-0	W
2. 78,914	11/19/72	N.Y. Jets	28-24	W
3. 78,744	9/22/75	Oakland	21-31	L
4. 78,196	12/24/72	*Cleveland	20-14	W
5. 77,596	10/15/72	San Diego	24-10	W
6. 76,801	11/27/72	St. Louis	31-10	W
7. 76,696	12/16/72	Baltimore	16-0	W
8. 76,029	1/6/85	*Pittsburgh	45-28	W
9. 75,770	12/23/73	*Cincinnati	34-16	W
10. 75,594	12/2/85	Chicago	38-24	W



DOLPHINS' 10 LARGEST CROWDS

ROAD				
ATTENDANCE	DATE	OPPONENT	RESULT	W/L
1. 103,667	1/30/83	**Washington (at Pasadena)	17-27	L
2. 90,163	9/9/07	Washington	13-16 (OT)	L
3. 90,127	9/22/19	Dallas	6-31	L
4. 87,418	11/24/11	Dallas	19-20	L
5. 85,462	1/14/73	**Washington (at L.A.)	14-7	W
6. 84,059	1/20/85	**San Francisco (at Stanford)	16-38	L
7. 83,483	11/20/16	Los Angeles	14-10	W
8. 83,436	9/28/14	Oakland (at London, Eng.)	38-14	W
9. 82,500	10/9/22	N.Y. Jets	17-40	L
10. 80,591	1/16/72	**Dallas (at New Orleans)	3-24	L

* Playoff Game ** Super Bowl

NOTE: 81,176 saw the Dolphins and Giants play on October 28, 2007 at London's Wembley Stadium, which was designated as a Dolphins home game. 83,986 saw the Dolphins and Jets play on October 4, 2015 at London's Wembley Stadium, which was designated as a Dolphins home game. 84,423 saw the Dolphins and Saints play on October 1, 2017 at London's Wembley Stadium, which was designated as a Dolphins home game.

The largest attendance for a Dolphins game was 104,629 for a preseason game against Denver in Mexico City on Aug. 4, 1997.

DOLPHINS' COLDEST/WARMEST GAMES

COLDEST GAMES				
DATE	TEAM	W/L	SCORE	CONDITIONS
1/13/24	*at Kansas City	L	7-26	-4°, clear
12/21/08	at Kansas City	W	38-31	10°, sunny
12/11/77	at New England	L	10-14	14°, clear
1/8/17	*at Pittsburgh	L	12-30	17°, partly cloudy
12/15/25	at Pittsburgh	L	15-28	17°, cloudy
12/12/82	at New England	L	0-3	22°, snowy
12/17/17	at Buffalo	L	16-24	22°, mostly cloudy
12/8/85	at Green Bay	W	34-24	23°, cloudy
12/18/88	at Pittsburgh	L	24-40	23°, overcast, light snow
12/3/89	at Kansas City	L	21-26	23°, clear
12/27/92	at New England (OT)	W	16-13	23°, clear

* Playoff Game


NOTE: Coldest game in Miami was 12/24/89 vs. Kansas City (27-24 win by Chiefs): 40° and clear.

WARMEST GAMES				
DATE	TEAM	W/L	SCORE	CONDITIONS
9/8/96	at Arizona	W	38-10	101°, night and dry
10/9/88	at L.A. Raiders	W	24-14	96°, clear and dry
9/3/95	N.Y. JETS	W	52-14	94°, mostly sunny
10/9/66	at Oakland	L	10-21	93°, sunny
8/19/83	**at Washington	W	38-7	93°, fair and muggy
9/1/96	NEW ENGLAND	W	24-10	93°, mostly sunny
9/11/22	NEW ENGLAND	W	20-7	92°, partly cloudy
9/17/72	at Kansas City	W	20-10	91°, sunny
9/24/89	N.Y. JETS	L	33-40	91°, partly sunny
9/18/95	PITTSBURGH	W	23-10	91°, partly cloudy
9/8/19	BALTIMORE	L	10-59	91°, mostly cloudy
9/8/24	JACKSONVILLE	W	20-17	91°, partly cloudy
9/28/80	NEW ORLEANS	W	21-16	90°, partly cloudy
9/4/83	at Buffalo	W	12-0	90°, sunny
9/14/86	INDIANAPOLIS	W	30-10	90°, sunny
8/17/17	**BALTIMORE	L	7-31	90°, partly cloudy
9/23/18	OAKLAND	W	28-20	90°, partly cloudy
9/20/20	BUFFALO	L	28-31	90°, cloudy

** Preseason Game



DOLPHINS IN THE HALL OF FAME



DON SHULA
Coach • Inducted: 1997




NICK BUONICONTI
LB • Inducted: 2001



LARRY CSONKA
FB • Inducted: 1987



BOB GRIESE
QB • Inducted: 1990



JIM LANGER
C • Inducted: 1987




LARRY LITTLE
G • Inducted: 1993



DAN MARINO
QB • Inducted: 2005



DWIGHT STEPHENSON
C • Inducted: 1998



JASON TAYLOR
DE • Inducted: 2017



ZACH THOMAS
LB • Inducted: 2023



PAUL WARFIELD
WR • Inducted: 1983

OTHER DOLPHINS HALL OF FAMERS



BOBBY BEATHARD
Coach/Exec • Inducted: 2018



CRIS CARTER
WR • Inducted: 2013



JIMMY JOHNSON
Coach/Exec • Inducted: 2020



BILL PARCELLS
Coach/Exec • Inducted: 2013



JUNIOR SEAU
LB • Inducted: 2015



THURMAN THOMAS
RB • Inducted: 2007



GEORGE YOUNG
Coach/Exec • Inducted: 2020

DOLPHINS RETIRED JERSEYS

12

BOB GRIESE

13

DAN MARINO

39

LARRY CSONKA