




# CLEVELAND BROWNS



2025 REGULAR SEASON

WEEK 8 · SUN 10/26 · 1:00 PM EDT



X



**GAME RELEASE**

CLEVELAND BROWNS AT NEW ENGLAND PATRIOTS

# CLEVELAND BROWNS WEEKLY GAME RELEASE

SUNDAY, OCTOBER 26, 2025 | 1 P.M. ET | GILLETTE STADIUM | FOXBOROUGH, MA



AT



## 2025 SCHEDULE

### REGULAR SEASON (2-5)

1	Sep. 7	CINCINNATI BENGALS	L, 16-17
2	Sep. 14	at Baltimore Ravens	L, 17-41
3	Sep. 21	GREEN BAY PACKERS	W, 13-10
4	Sep. 28	at Detroit Lions	L, 10-34
5	Oct. 5	MINNESOTA VIKINGS (London)	L, 17-21
6	Oct. 12	at Pittsburgh Steelers	L, 9-23
7	Oct. 19	MIAMI DOLPHINS	W, 31-6
8	Oct. 26	at New England Patriots	1 PM/FOX
9		BYE WEEK	
10	Nov. 9	at New York Jets	1 PM/CBS
11	Nov. 16	BALTIMORE RAVENS	4:25 PM/CBS
12	Nov. 23	at Las Vegas Raiders	4:05 PM/CBS
13	Nov. 30	SAN FRANCISCO 49ERS	1 PM/CBS
14	Dec. 7	TENNESSEE TITANS	1 PM/FOX
15	Dec. 14	at Chicago Bears	1 PM/FOX
16	Dec. 21	BUFFALO BILLS	1 PM/CBS
17	Dec. 28	PITTSBURGH STEELERS	1 PM/CBS
18	TBD	at Cincinnati Bengals	TBD

## BROWNS COMMUNICATIONS STAFF

**PETER JOHN-BAPTISTE, CHIEF COMMUNICATIONS OFFICER**  
pjohnbaptiste@haslamsports.com, (440) 891-5015

**DAN MURPHY, DIRECTOR, FOOTBALL COMMUNICATIONS**  
dmurphy@clevelandbrowns.com, (440) 824-3659

**JORDYN WHITE, DIRECTOR, COMMUNITY & CORPORATE COMMUNICATIONS**  
jwhite@clevelandbrowns.com, (440) 824-6175

**DOMINIQUE PAGE, MANAGER, COMMUNICATIONS**  
dpage@clevelandbrowns.com, (440) 891-5025

**VICTORIA GUERRA, COORDINATOR, COMMUNICATIONS**  
vguerra@clevelandbrowns.com, (817) 905-7330

**ZACH OLSON, INTERN, COMMUNICATIONS**  
zolson@clevelandbrowns.com

**KRISHA SANGHAVI, FELLOW, COMMUNICATIONS**  
ksanghavi@haslamsports.com

## BROWNS ONLINE MEDIA CENTER

The Browns PR staff invites media members to utilize the Browns Media Center available at [browns.1rmg.com](https://browns.1rmg.com).

The online media center is updated daily and includes information to better assist media cover the team. All information is available to view, download and print on the site and is available via desktop or mobile platform.

If you have any questions, please contact a member of the Browns PR staff.

## WEEK 8 AT PATRIOTS

The Browns travel to New England to face the Patriots at 1 p.m. on Sunday, Oct. 26. The Patriots lead the all-time series 14-12, including a victory when the team's last met in 2022.

## BROADCAST INFORMATION

### TELEVISION: FOX

Play-by-Play: Chris Myers

Analyst: Mark Schlereth

Sideline Reporter: Kristina Pink

### UNIVERSITY HOSPITALS CLEVELAND BROWNS RADIO NETWORK

92.3 The Fan (WKRK-FM), 850 ESPN Cleveland & WNCX (98.5 FM)

Play-by-Play: Andrew Siciliano

Analyst: Nathan Zegura

Sideline Reporter: Je'Rod Cherry

### 1300 AM LA MEGA (ESPAÑOL)

Play-by-Play: Rafa Hernández-Brito

Analyst: Gustavo Luques

### SIRIUSXM

111 or 386

## UPCOMING MEDIA SCHEDULE

### WEDNESDAY, OCTOBER 22

10:55 a.m. - Kevin Stefanski available

11:50 a.m. - Open locker room

1:45 p.m. - Practice\*

### THURSDAY, OCTOBER 23

11:55 a.m. - Tommy Rees available

12:05 p.m. - Bubba Ventrone available

12:20 p.m. - Open locker room

1:20 p.m. - Jim Schwartz available

1:45 p.m. - Practice\*

### FRIDAY, OCTOBER 24

11:00 a.m. (approximately) - Quarterbacks coach Bill Musgrave and safeties coach Ephraim Banda available

12:00 p.m. - Practice\*

After practice - Kevin Stefanski available and open locker room

### SATURDAY, OCTOBER 25

No scheduled availability

### SUNDAY, OCTOBER 26

1:00 p.m. - Cleveland Browns at New England Patriots

\*Regular Season Practice Access

## NOTABLE STORYLINES

- Last week, the Browns topped the Miami Dolphins 31-6. Rookie RB Quinshon Judkins scored three rushing touchdowns. The Browns had four takeaways and zero turnovers. CB Tyson Campbell returned one of Cleveland's three interceptions for a touchdown. The Browns defense limited the Dolphins to 1-for-13 (7.75) on third down, their lowest third down conversion percentage allowed in a game since 2013.

- The Browns lead the NFL in total defense, allowing just 256.1 yards per game. The team is also third in pass defense (173.7 yards per game) and fourth in run defense (82.4.7 yards per game) and The Browns haven't allowed a 300-yard passer in 35 consecutive games, the longest active streak in the NFL.

- Last week, DE Myles Garrett recorded two tackles for a loss and one sack. He is tied for second in the NFL this season with 10 tackles for loss, while adding 5.0 sacks. Last season, Garrett led the NFL with 22 tackles for loss and finished second in the league with 14 sacks. Garrett also became the first player in NFL history to record at least 14 sacks in four consecutive seasons (2021-24). He joined Hall of Famer Lawrence Taylor as the only NFL players to record at least 12 sacks in five consecutive seasons (2020-24). Garrett is the only NFL player to record at least 10 sacks in each of the past seven seasons (2018-24)

- The Browns 2025 draft class is already making a significant impact:

- First round pick DT Mason Graham has recorded 17 tackles, half of a sack and helped anchor a defense that is leading the NFL in total defense and ranks fourth in run defense.

- Second round pick LB Carson Schwesinger is leading the team with 55 tackles, while adding one sack. He is leading all NFL rookies in tackles.

- Second round pick RB Quinshon Judkins is leading the team with 467 rushing yards and five rushing scores. Earlier this year, he became the first Browns player ever to record at least 70 scrimmage yards in each of their first four career games. He is leading all NFL rookies rushing yards, while his four runs of 30-plus yards are first among all NFL players this season. Against Miami, he became the first Browns player with three rushing touchdowns in a game since Nick Chubb on Sept. 18, 2022, and the first Browns rookie with three rushing touchdowns in a game since Travis Prentice on Oct. 8, 2000.

- Third round pick TE Harold Fannin Jr. is leading the Browns with 32 receptions, the most by any Browns rookie in the first seven weeks. He is second among all NFL rookies in receptions and sixth in receiving yards (290).

- Third round pick QB Dillon Gabriel earned his first career win as a starter last week. On the season, he has three touchdown passes and zero interceptions. He has not thrown an interception in 107 career passing attempts.

- CB Denzel Ward has recorded 20 tackles, one interception and five passes defended this season. He has 18 interceptions in his career and with one more he will extend his streak of recording at least two interceptions every season since being drafted in the first round by the Browns in 2018. The four-time Pro Bowler has 100 career passes defended, the most by any player in the NFL since 2018. He is one of just three active players with 100 career passes defended.

- CB Tyson Campbell joined the Browns via trade prior to Week 6. In two games with the Browns he has recorded seven tackles, one interception (returned for a touchdown), four passes defended and one forced fumble. He is tied for second in the NFL this season with 10 passes defended this season.

- Last week, G Joel Bitonio appeared in and started his 168th career game, tied for the 11th most on the Browns career games played list. His 168 career starts passed T Joe Thomas (167) for the most by a Brown since the team returned in 1999. Bitonio has been selected to seven career Pro Bowls.

## WHAT TO LOOK FOR THIS WEEK

### TEAM

- The team has gone 35 straight games without allowing a 300-yard passer, the longest active streak in the NFL.

### DE MYLES GARRETT

- Half of a sack surpasses Derrick Thomas (107.5) for fifth most sacks by a player in their first nine seasons.
- One sack surpasses Reggie White (108) for the most sacks by a player under the age of 30.

### TE DAVID NJOKU

- 157 receiving yards away from the ninth most career receiving yards by a Brown. Would pass Brian Brennan (4,148).
- Five receiving yards away from 4,000 career.
- One touchdown tie Reggie Rucker (32) for the sixth most career receiving touchdowns by a Brown.

### CB DENZEL WARD

- Aims for his 100th start on Sunday.
- One game away with multiple pass deflections to pass Joe Haden (28) for most all-time by a Brown.
- One pass deflection away from matching Joe Haden (101) for most all-time by a Brown.
- Two interceptions from 20 career.

### TE HAROLD FANNIN JR.

- Two receptions pass Duke Johnson (33) for the most receptions by a Browns rookie through the first eight games of a season.
- 42 yards pass Duke Johnson for fifth most receiving yards by a Browns rookie through the first eight games of a season.

### RB QUINSHON JUDKINS

- Can become the first player with at least two rushing touchdowns in back-to-back games since Nick Chubb in 2020.

## BROWNS GIVE BACK

The Browns have a unified and focused philanthropic mission with “Browns Give Back” that extends throughout Northeast Ohio. Led by Dee and Jimmy Haslam, Whitney and JW Johnson, David Jenkins, Andrew Berry and Kevin Stefanski, the entire Browns organization - coaches, players and front office members - are dedicated to creating meaningful impact in the communities in which we live and work by investing their time and resources under the Browns Give Back platform. The Cleveland Browns are committed to championing education and youth football while also creating equitable opportunities for advancement in our community and throughout Ohio.

### JR. BROWNS BOWL

The Cleveland Browns hosted their second annual Jr. Browns Bowl at Cudell Recreation Center, welcoming 50 youth athletes from City of Cleveland Parks & Recreation Centers for a flag football game coached by current CB Myles Harden, CB Jarrick Bernard-Converse and S Christopher Edmonds. Athletes received uniforms, Browns swag, and dinner, courtesy of the Cleveland Browns, with ice cream provided by the City of Cleveland - Police Athletic League. The event featured a live DJ, photo opportunities, a Chomps visit, and other fun elements all throughout.



### NFL LATINO YOUTH HONORS PROGRAM

As part of the NFL Latino Youth Honors program, the Cleveland Browns nominated Jarianny Dominguez Calderon of Brooklyn, Ohio. The program celebrates exceptional Latino high school football athletes nationwide for their academic excellence, athletic achievements, community involvement, and pride in their cultural heritage. Jarianny and her family were invited to the CrossCountry Mortgage Campus, where she received a personalized jersey and toured the facility. During their visit, the Browns spoke with her about being selected as a nominee, her family's first experience at a Browns game, and the importance of celebrating Latino heritage.



Launched in 2019 by the Cleveland Browns Foundation, Ohio Department of Education and Workforce and Harvard's Proving Ground, the SITG! Attendance Network, now managed by Battelle, works together to reduce chronic absenteeism by bringing together experts, partners, and communities. SITG! Attendance Network partners with the Columbus Crew, FC Cincinnati, and Pittsburgh Steelers to support attendance efforts throughout the state of Ohio. Together, Stay in the Game! partners with 212 districts and impacts more than 566,000 students throughout. For more information, visit <https://stayinthegame.org/>

### GYM CLASS TAKEOVER - BLAKE WHITEHEART

To celebrate Thoreau Park Elementary School's ongoing commitment to improving student attendance, the Cleveland Browns will host a Gym Class Takeover with Browns TE Blake Whiteheart. Presented by Meijer, Gym Class Takeovers bring the excitement of Browns football directly to schools participating in the Browns Flag In-Schools program, in partnership with SITG! During the event, Whiteheart rotated through football stations with students to play minute drills and non-contact games. Students had the opportunity to meet Whiteheart, ask questions during a brief Q&A, and participate in a clinic where they received t-shirts. The district also received a \$2,500 grant to continue supporting attendance initiatives, generously provided by Meijer and the Cleveland Browns Foundation.



THE HEAD COACHES

BROWNS HEAD COACH KEVIN STEFANSKI



Head Coach Kevin Stefanski became the 18th full-time head coach in franchise history on January 13, 2020. In Stefanski's six years, the Browns are 42-49 (.462). The two-time Associated Press NFL Coach of the Year led the Browns to two postseason appearances and two 11-win seasons, becoming the second coach in club history to record multiple seasons with at least 11 regular season wins (Paul Brown, 1951 and 1953). In his first season, he led the club to their first playoff appearance since 2002 and first playoff victory in 26 years, earning him his first AP Coach of the Year award. Prior to Cleveland, Stefanski spent 14 seasons with the Minnesota Vikings in various roles. Stefanski joined the Vikings in 2006 as an assistant to the head coach, assistant quarterbacks coach (2009-13), tight ends (2014-15) and lone season (2016) coaching running backs. From 2017-18, he coached the quarterbacks and added the role of interim offensive coordinator for the final three games in 2018 before being named the team's offensive coordinator in 2019. Stefanski played defensive back at University of Pennsylvania, where he recorded 49 tackles, a forced fumble and one fumble recovery in 10 games played.

COACHES COMPARISON

Kevin Stefanski		Mike Vrabel
42-49 (.462)	Record as Head Coach	59-47 (.557)
42-49 (.462)	Record with Current Team	58-47 (.552)
2-5 (.286)	2025 Overall Record	5-2 (.714)
6	Years as Head Coach with Team	1
6	Years as Head Coach in NFL	7
20	Years in the NFL	11

PATRIOTS HEAD COACH MIKE VRABEL



Mike Vrabel was named the 16th head coach in Patriots history on Jan. 13, 2025. Vrabel spent his first six seasons as a head coach with the Tennessee Titans, where he led them to two AFC South division titles and three playoff appearances. With his three playoff appearances during his time in Tennessee, he became the sixth coach in Titans history to coach at least three playoff teams. In 2019, Vrabel guided the Titans to their first AFC Championship appearance since 2002, becoming the first coach in franchise history to win multiple playoff games in his first two seasons. In 2021, Vrabel was named the Associated Press NFL Coach of the Year after guiding the Titans to a 12-5 regular season record while commanding a defense that ranked top 10 in rushing, total and scoring defense. Prior to arriving in New England, Vrabel spent time in Cleveland (2024), Tennessee (2018-23) and Houston (2014-17).

WEEK 8 AFC NORTH SCHEDULE



CHICAGO VS. BALTIMORE  
Oct. 26, 1 P.M. ET



NEW YORK JETS VS. CINCINNATI  
Oct. 26, 1 P.M. ET



GREEN BAY VS. PITTSBURGH  
Oct. 26, 8:20 P.M. ET



A LOOK AT THE NEXT GAME



CLEVELAND AT NEW YORK JETS  
Nov. 9, 1 P.M. ET



The New York Jets and Cleveland Browns are set to face off in Week 10. The Browns own a 15-14 record in their series history, and won their most recent matchup against New York, 37-20, in December of the 2023 season.

WEEK 9 AFC NORTH SCHEDULE



BALTIMORE AT MIAMI  
Oct. 30, 8:15 P.M. ET



CHICAGO VS. CINCINNATI  
Nov. 2, 1 P.M. ET



INDIANAPOLIS VS. PITTSBURGH  
Nov. 2, 1 P.M. ET



CLEVELAND (BYE)


SERIES HISTORY

REGULAR SEASON GAME RESULTS VS. NEW ENGLAND PATRIOTS			
Team	Date	Result	Score
New England	11/21/71	W	27-7
at New England	11/10/74	W	21-14
New England	9/26/77	W	30-27
at New England	9/7/80	L	17-34
New England	11/21/82	W	10-7
at New England	11/20/83	W	30-0
New England	10/7/84	L	16-17
New England	10/6/85	W	24-20
at New England	10/4/87	W	20-10
at New England	9/8/91	W	20-0
at New England	10/25/92	W	19-17
New England	12/19/93	L	17-20
New England	11/6/94	W	13-6
at New England	9/3/95	L	14-17
New England	10/3/99	L	7-19
New England	11/12/00	W	19-11
at New England	12/9/01	L	16-27
at New England	10/26/03	L	3-9
New England	12/5/04	L	15-42
at New England	10/7/07	L	17-34
New England	11/7/10	W	34-14
at New England	12/8/13	L	26-27
New England	10/9/16	L	13-33
at New England	10/27/19	L	13-27
at New England	11/14/21	L	7-45
New England	10/16/22	L	15-38
All-Time Regular Season Totals		12-14	.462
Home		7-6	.539
Away		5-8	.385


2025 NFL REGULAR SEASON RANKINGS

	BROWNS	PATRIOTS
Points PG	16.1 (30)	25.9 (8)
Total YPG	270.7 (30)	343.3 (15)
Rushing YPG	92.6 (28)	103.4 (21)
Passing YPG	190.8 (26)	197.7 (21)
Points APG	21.7 (t13)	19.0 (5)
Total Defensive YPG	256.1 (1)	312.9 (11)
Rushing Defensive YPG	82.4 (4)	77.1 (3)
Passing Defensive YPG	173.7 (3)	235.7 (24)
Turnover Ratio	0 (t14)	+2 (12)

THE LAST TIME VS. NEW ENGLAND



**PATRIOTS 38**  
**BROWNS 15**  
Oct. 16, 2022  
Huntington Bank Field, Cleveland, Ohio



TEAM	1	2	3	4	F
New England	3	7	14	14	38
Cleveland	3	3	0	9	15

SCORING SUMMARY

TEAM	Q	TIME	PLAY
Patriots	1	7:31	N. Folk 19 yd. Field Goal (12-63; 6:50)
Browns	1	3:00	C. York 39 yd. Field Goal (9-54; 4:31)
Patriots	2	3:23	R. Stevenson 31 yd. run (N. Folk kick) (9-87; 4:25)
Browns	2	0:26	C. York 48 yd. Field Goal (9-42; 2:57)
Patriots	3	11:22	T. Thornton 2 yd. pass from B. Zappe (N. Folk kick). (7-75; 3:38)
Patriots	3	5:32	H. Henry 31 yd. pass from B. Zappe (N. Folk kick). (3-40; 1:30)
Browns	4	14:35	C. York 51 yd. Field Goal (9-48; 2:39)
Browns	4	6:17	A. Cooper 15 yd. pass from J. Brissett (J. Brissett 2pt pass failed) (8-65; 2:44)
Patriots	4	4:28	T. Thornton 19 yd. run (N. Folk kick). (1-19; 0:04)
Patriots	4	3:40	R. Stevenson 6 yd. run (N. Folk kick). (3-8; 0:16)

TEAM STATISTICS

	NE	CLE
FIRST DOWNS:	20	16
TIME OF POSSESSION:	35:05	24:55
TOTAL NET YARDS: (RU/PA):	399 (98/301)	328 (70/258)
SACKS/YARDS	2/8	4/8
PUNTS/AVERAGE:	4/41.0	3/44.3
PENALTIES/YARDS:	12/92	7/63
FUMBLES/LOST:	1/1	3/2

INDIVIDUAL STATISTICS

**PASSING:** CLE: J. Brissett 21-45-266 (1 TD, 2 INT); NE: B. Zappe 24-34-309 (2 TD).  
**RUSHING:** CLE: N. Chubb 2-56, K. Hunt 4-12, D. Peoples-Jones 1-2, J. Brissett 1-0; NE: R. Stevenson 19-76 (2 TD), T. Thornton 3-16 (1 TD), P. Strong Jr. 1-5, K. Harris 3-5, B. Zappe 3-(-4).  
**RECEIVING:** CLE: D. Peoples-Jones 4-74, A. Cooper 4-44 (1 TD), D. Njoku 3-58, H. Bryant 3-18, P. Brown 2-21, D. Johnson 2-9, M. Woods II 1-15, N. Chubb 1-14, D. Bell 1-13; NE: D. Parker 4-64, H. Henry 4-61 (1 TD), J. Meyers 4-60, T. Thornton 4-37 (1 TD), R. Stevenson 4-15, J. Smith 2-61, K. Bourne 1-17, B. Zappe 1-(-6).



STANDOUT PERFORMANCES VS. NEW ENGLAND

GRANT DELPIT

Oct. 16, 2022 vs. NE

7 tackles  
1 pass defended



MYLES GARRETT

Oct. 16, 2022 vs. NE

6 tackles  
2.0 sacks  
8 sack yards  
1 forced fumble



JOE TRYON-SHOYINKA

Oct. 12, 2021 at NE

4 tackles  
2.0 sacks  
13 sack yards



DENZEL WARD

Oct. 27, 2019 vs. NE

4 tackles  
2 passes defended



## COLLEGE CONNECTIONS

CLE RB Jerome Ford (2018-19)  NE DT Christian Barmore (2018-20)  
 CLE WR Jerry Jeudy (2017-19) NE LB Anfernee Jennings (2015-19)  
 CLE OT Cam Robinson (2014-16)

CLE LB Easton Mescarenes-Arnold (2021-23)  NE CB Alex Austin (2019-22)

CLE CB Jarrick Bernard-Converse (2022)  NE WR Kayshon Boutte (2020-22)  
 NE OT Will Campbell (2022-24)

CLE RB Raheim Sanders (2021-22)  NE DL Eric Gregory (2019-24)

CLE S Ronnie Hickman (2019-22)  NE RB TreVeyon Henderson (2021-24)  
 CLE C Luke Wypler (2020-22)  
 CLE DT Mike Hall Jr. (2021-23)  
 CLE RB Quinshon Judkins (2022-24)

CLE DE Joe Tryon-Shoyinka (2017-19)  NE FB Jack Westover (2018-23)

CLE LB Devin Bush (2016-18)  NE OL Mike Onwenu (2016-19)

## PLAYER CONNECTIONS

- New England **Head Coach Mike Vabel** (2018-23) was the defensive coordinator at the Titans while Browns **T Jack Conklin** (2016-19) played in Tennessee.
- Patriots **Tight Ends/Passing Game Coordinator Thomas Brown** coached **S Rayshawn Jenkins** and **TE David Njoku** at the University of Miami in 2016.
- New England **Offensive Coach Doug Marrone** (2016-20) was the head coach at the Jacksonville Jaguars while Browns **OT Cam Robinson** (2017-24) was a Jaguar.
- Patriots **Assistant Offensive Line Coach Jason Houghtaling** (2024) was at the Chicago Bears' in the same position during Browns **G Teven Jenkins**' (2021-24) stint as a Bear.
- Cleveland **Offensive Line Coach Mike Bloomgren** (2011-17) coached at Stanford while New England **TE Austin Hooper** (2013-15) was a part of the Cardinals.
- Browns **Quarterbacks Coach Bill Musgrave** (2020-22) coached at California while New England **S Craig Woodson** (2019-24) played there.

## COACHING CONNECTIONS

- Patriots **Head Coach Mike Vabel** led the Tennessee Titans as head coach from 2018-23 with **Assistant Offensive Line Coach Jason Houghtaling** while he was the Titans' assistant offensive line coach and offensive line coach (2021-23). Both of them coached with Browns **Defensive Coordinator Jim Schwartz** while he was the Titans' Senior Defensive Assistant (2021-23).
- Browns **Safeties Coach Ephraim Banda** was the safeties coach at the University of Miami while Patriots **Tight Ends/Passing Game Coordinator Thomas Brown** was the offensive coordinator and running backs coach there from 2016-18.
- Cleveland **Running Backs Coach Duce Staley** was the assistant head coach and running backs coach at the Carolina Panthers while New England **Tight Ends/Passing Game Coordinator Thomas Brown** was the offensive coordinator and play caller in Carolina during 2023.

## FORMER NFL TEAMMATES

CLE DT Maliek Collins (2021-23)  NE CB Alex Austin (2023)

CLE OT Cam Robinson (2024)  NE C Garrett Bradbury (2019-24)

CLE LB Devin Bush (2023)  NE C Ben Brown (2023)

CLE P Corey Bojorquez (2020)  NE WR Stefon Diggs (2020-23)

CLE DT Maliek Collins (2024)  NE QB Joshua Dobbs (2024)

CLE DE Cameron Thomas (2022-23)  NE QB Joshua Dobbs (2023)  
 CLE TE Blake Whiteheart (2023)

CLE DE Joe Tryon-Shoyinka (2021-24)  NE CB Carlton Davis III (2018-23)

CLE S Rayshawn Jenkins (2020-23)  NE LB K'Lavon Chaisson (2020-23)  
 CLE OT Cam Robinson (2017-24) NE LB Robert Spillane (2020-22)

CLE FS Damontae Kazee (2017-20)  NE S Jaylinn Hawkins (2020-23)  
 CLE OT Cornelius Lucas (2020) NE TE Austin Hooper (2016-19)  
 NE OT Morgan Moses (2014-20)

CLE LB Jerome Baker (2018-23)  NE WR Mack Hollins (2019-23)  
 CLE T Jack Conklin (2016-19) NE LB Harold Landry III (2018-24)  
 NE LB Robert Spillane (2018)  
 NE LB Jack Gibbens (2022-24)

CLE G Teven Jenkins (2021-24)  NE DL Khyiris Tonga (2021)

## FORMER BROWNS

- Patriots **Head Coach Mike Vabel** was a coaching and personnel consultant for the Browns in 2024.
- Patriots **Executive Vice President of Player Personnel Eliot Wolf** was the Browns Assistant General Manager from 2018-19.
- Patriots **personnel executive Alonzo Highsmith** served as the Browns Vice President of Player Personnel from 2018-19.
- Patriots **Cornerbacks Coach Justin Hamilton** was drafted by the Cleveland Browns in the seventh round of the 2006 NFL Draft.
- New England **Tight Ends, Passing Game Coordinator Thomas Brown** played for the Cleveland Browns in 2009 before retiring to pursue coaching opportunities.
- Patriots **Quarterbacks Coach Ashton Grant** served five seasons with the Browns from 2020-24 in various roles including offensive assistant/quarterbacks coach. Grant was the team's first recipient of the Bill Walsh Coaching Fellowship.
- New England **QB Josh Dobbs** (2022, 2023) and **TE Austin Hooper** (2020-21) both spent time with the Browns.

## FORMER PATRIOTS

- Browns **Assistant Head Coach, Special Teams Coordinator Bubba Ventrone** was the special teams assistant coach at the Patriots from 2015-17 and played in New England as a safety for the 2005 and 2007 season.
- Browns **Pass Game Coordinator, Wide Receivers Coach Chad O'Shea** was the wide receivers coach from 2009-18.
- Browns **QB Bailey Zappe** was a fourth round pick by the Patriots in 2022 and played two seasons with the Patriots (2022-23).
- Browns **CB Tre Avery** (2025) and **P Corey Bojorquez** (2018) both spent time with the Patriots.

OFFENSIVE STARTERS

WR

JERRY JEUDY

Earned first career Pro Bowl nod in 2024...Joined the Browns via trade prior to the 2024 season...Originally a first round pick by Denver in 2020...Led Browns in receptions (90) in 2024.

T

CAM ROBINSON

Acquired by the Browns via trade in 2025...Has started over 100 career games at tackle...Second round pick in 2017.

G

JOEL BITONIO

Longest tenured Brown...Selected to seven Pro Bowls, the fourth most in team history, trailing only Pro Football Hall of Famers Joe Thomas (10), Jim Brown (9) and Lou Groza (9)...Five-time All-Pro honoree...Second round pick in 2014.

C

ETHAN POCIC

Signed with the Browns as an unrestricted free agent in 2022...Originally a second round pick by Seattle in 2017.

G

WYATT TELLER

Three-time Pro Bowl selection and two-time All-Pro honoree...Selected by Buffalo in the fifth round in 2018 and traded to the Browns in 2019.

T

JACK CONKLIN

Two-time first team All-Pro selection...Originally selected by Tennessee in the first round of the 2016 draft and joined the Browns as an unrestricted free agent in 2020.

TE

DAVID NJOKU

Earned first career Pro Bowl nod in 2023...Second in Browns history for touchdown catches and receptions by a tight end, trailing only Pro Football Hall of Famer Ozzie Newsome... First round pick by the Browns in 2017.

QB

DILLON GABRIEL

Third round pick by the Browns in 2025...2024 Heisman Trophy finalist...Third-Team AP All-American.

RB

QUINSHON JUDKINS

Second round pick by the Browns in 2025...Led the 2024 National Champion Ohio State Buckeyes with 1,060 rushing yards.

TE

HAROLD FANNIN JR.

Third round pick by the Browns in 2025...Broke the FBS tight end record for receiving yards (1,555), receptions (117) receiving yards per game (119.6) and receptions per game (9).

WR

JAMARI THRASH

Fifth round pick by the Browns in 2024...Appeared in nine games as a rookie.

OFFENSIVE KEY RESERVES

WR

ISATAH BOND

Signed with the Browns as an undrafted free agent in 2025.

QB

SHEDEUR SANDERS

Fifth round pick by the Browns in 2025.

RB

JEROME FORD

Selected by the Browns in the fifth round of the 2022 draft...Led the Browns in rushing in 2024 with 565 rushing yards and added three touchdowns...Two career 100-yard rushing games.

T

CORNELIUS LUCAS

Signed with the Browns as a free agent in 2025...Appeared in over 120 career games with 56 starts since 2014.

RB

DYLAN SAMPSON

Fourth round pick by the Browns in 2025... 2024 SEC Offensive Player of the Year...Third-Team AP All-American.

C

LUKE WYPLER

Fifth round pick by the Browns in 2023...Missed all of the 2024 season with an ankle injury.

G

ZAK ZINTER

Third round pick by the Browns in 2024.

T

KT LEVESTON

Acquired by the Browns via trade in 2025.

SPECIALISTS

K

ANDRE SZMYT

Joined the Browns as a free agent in 2025.

P

COREY BOJORQUEZ

Kicks with his left foot but is right-handed...Originally signed by the Patriots as an undrafted free agent in 2018 and joined the Browns as an unrestricted free agent in 2022.

LS

REX SUNAHARA

Joined the Browns as a free agent in 2024.

DEFENSIVE STARTERS

DE

MYLES GARRETT

2023 NFL Defensive Player of the Year... Six-time Pro Bowler and six-time All-Pro honoree... Only NFL player to record at least 14 sacks in four consecutive seasons (2021-24) and one-of-two players with at least 12 sacks in five consecutive seasons (2020-24) in NFL history...Browns career sack leader...First overall pick in 2017.

DT

MALIEK COLLINS

Signed by the Cleveland Browns in March 2025...Appeared in more than 130 career games...Third round pick by Dallas in 2016.

DT

MASON GRAHAM

First round pick (5th overall) in the 2025 NFL Draft...Won a National Championship at Michigan in 2023.

DE

ISAIAH MCGUIRE

Fourth round pick by the Browns in 2023...Appeared in 16 games with three starts in 2024, recording 34 tackles and 2.5 sacks.

LB

JEROME BAKER

Signed with the Browns as a free agent in 2025... 2021 Dolphins Walter Payton NFL Man of the Year nominee...Third round pick by Miami in 2018.

LB

CARSON SCHWESINGER

Selected by the Browns in the second round (33rd overall) of the 2025 NFL Draft... Voted 2025 Browns Maurice Basset Award winner by local media for standout rookie training camp performance.

LB

DEVIN BUSH

Signed as an unrestricted free agent by the Browns in March 2024...Named to PFWA All-Rookie Team in 2019.

CB

TYSON CAMPBELL

Acquired by the Browns via trade in 2025...Has started over 50 games at cornerback over the duration of his career.

CB

DENZEL WARD

Four-time Pro-Bowler (2018, 2021, 2023, and 2024)... 2021 and 2024 Browns Walter Payton NFL Man of the Year...Only player in NFL history to record at least 10 pass deflections and two interceptions in each of the past seven seasons...First round (fourth overall) in the 2018 NFL Draft.

S

GRANT DELPIT

Drafted by the Browns in the second round (44th overall) of the 2020 NFL Draft...Inked an extension in 2023 that runs through 2026 season.

S

RONNIE HICKMAN

Made the Browns as an undrafted free agent in 2023... Appeared in 15 games with five starts for the Browns in 2024, recording 45 tackles and a fumble recovery.

DEFENSIVE KEY RESERVES

LB

MOHAMOUD DIABATE

Joined the Browns as an undrafted free agent in 2023... Appeared in 13 games with 11 starts in 2024.

CB

MYLES HARDEN

Seventh round pick by the Browns in 2024... Appeared in four games as a rookie.

DT

SHELBY HARRIS

Joined the Browns as a free agent in 2023...Logged more than 100 regular season career games...Seventh round pick by the Raiders in 2014.

DT

ADIN HUNTINGTON

Made the Browns roster as an undrafted free agent in 2025.

S

RAYSHAWN JENKINS

Joined the Browns as a free agent in 2025...Appeared in more than 100 career games...Fourth round pick by the Chargers in 2017.

S

DAMONTAE KAZEE

Joined the Browns as a free agent in 2025... Appeared in more than 100 career games.

DE

JOE TRYON-SHOVINKA

Joined the Browns as a free agent in 2025... Fifth round pick by Tampa Bay in 2021.

DE

ALEX WRIGHT

Originally drafted in the third round (78th overall) of the 2022 NFL Draft... Recorded eight tackles, one sack and a safety in four games in 2024 before missing the remainder of season with injury.

• The Browns roster has eight players who have received Pro Bowl honors. G Joel Bitonio earned his seventh Pro Bowl nod in 2024, for the most by any current Brown, followed by DE Myles Garrett with six. WR Jerry Jeudy earned his first career Pro Bowl, while CB Denzel Ward was selected to his fourth in 2024.

BROWNS PRO BOWLERS

G Joel Bitonio (7)	2018, 2019, 2020, 2021, 2022, 2023, 2024
DE Myles Garrett (6)	2018, 2020, 2021, 2022, 2023, 2024
CB Denzel Ward (4)	2018, 2021, 2023, 2024
QB Deshaun Watson (3)	2018, 2019, 2020
G Wyatt Teller (3)	2021, 2022, 2023
WR Jerry Jeudy (1)	2024
TE David Njoku (1)	2023
LB Jeremiah Owusu-Koramoah (1)	2023

• The 2025 Browns roster has nine former first round picks including five top-10 picks.

FORMER FIRST ROUNDERS

Round (Overall)	Player	Team	Year
1 (8)	T Jack Conklin	Titans	2016
1 (1)	DE Myles Garrett	Browns	2017
1 (12)	QB Deshaun Watson	Texans	2017
1 (29)	TE David Njoku	Browns	2017
1 (4)	CB Denzel Ward	Browns	2018
1 (10)	LB Devin Bush	Steelers	2019
1 (15)	WR Jerry Jeudy	Broncos	2020
1 (32)	DE Joe Tryon-Shoyinka	Buccaneers	2021
1 (5)	DT Mason Graham	Browns	2025

AWARDS & HONORS

• K Andre Szmyt - Week 3 AFC Special Teams Player of the Week

OHIO ROOTS

• The Browns have five players that played high school, college and professional football in the state of Ohio.



Player	High School (City)	College
LB Jerome Baker	Benedictine (Cleveland)	Ohio State
TE Harold Fannin Jr.	McKinley (Canton)	Bowling Green
WR Luke Floriea*	Mentor (Mentor)	Kent State
DE Mike Hall Jr.	Streetsboro (Streetsboro)	Ohio State
CB Denzel Ward	Nordonia (Macedonia)	Ohio State

\*Member of practice squad

DEFENSIVE NOTES

• The Browns have gone 35 straight games without allowing a 300-yard passer, the longest active streak in the NFL.

Games without allowing a 300-yard passer

Team	Games
1. Cleveland Browns	35
2. Tennessee Titans	18



• The Browns defense ranks first in total yards allowed per game, third in the passing yards per game allowed and fourth in rushing yards allowed per game allowed in 2025.

Opponent Total Yards Per Game in 2025

Team	Yd/G
1. Cleveland Browns	256.1
2. Atlanta Falcons	265.2
3. Denver Broncos	273.1

Opponent Passing Yards Per Game in 2025

Team	Yd/G
1. Atlanta Falcons	141.2
2. Buffalo Bills	167.2
3. Cleveland Browns	173.7

Opponent Rushing Yards Per Game in 2025

Team	Yd/G
1. Seattle Seahawks	75.7
2. Green Bay Packers	76.5
3. New England Patriots	77.1
4. Cleveland Browns	82.4

• Since the Browns hired Defensive Coordinator Jim Schwartz in 2023, the Browns rank first in opponent first downs allowed, third down percentage, fourth down percentage, total yards allowed per game and most tackles-for-a-loss.

First Downs Allowed Since 2023

Team	Total 1st. Downs
1. Cleveland Browns	662
2. Kansas City Chiefs	745
3. Houston Texans	746

Third Down Percentage Since 2023

Team	Att.	Conv.	3rd%
1. Cleveland Browns	547	183	33.5%
2. Denver Broncos	534	183	34.3%
3. Houston Texans	522	184	35.2%

Fourth Down Percentage Since 2023

Team	Att.	Conv.	4th%
1. Cleveland Browns	39	17	43.6%
2. Kansas City Chiefs	65	29	44.6%
3. Chicago Bears	50	23	46.0%

Total Yards Per Game Since 2023

Team	Yd/G
1. Cleveland Browns	297.6
2. Kansas City Chiefs	301.0
3. New York Jets	307.0

Most Team Tackles-for-a-Loss Since 2023

Team	TFLs
1. Cleveland Browns	271
2. Houston Texans	241
3. New York Jets	220





• DE Myles Garrett's 107.5 sacks are the second-most recorded in the NFL since 2017.

Most NFL Sacks Since 2017

Player	Team	Games	Total
1. T.J. Watt	Pittsburgh	127	112.0
2. Myles Garrett	Cleveland	124	107.5
3. Danielle Hunter	Houston	112	85.0
4. Aaron Donald	L.A. Rams	106	83.0
5. Trey Hendrickson	Cincinnati	116	81.0

• DE Myles Garrett's 126 TFLs are the second-most recorded in the NFL since 2017.

Most Tackles-for-a-Loss Since 2017

Player	Team	Games	Total
1. T.J. Watt	Pittsburgh	127	131
2. Myles Garrett	Cleveland	124	126
3. Aaron Donald	L.A. Rams	106	119
4. Maxx Crosby	Las Vegas	102	115
5. Danielle Hunter	Houston	112	109

• DE Myles Garrett is tied for second in the NFL with 10 TFLs this season.

Most Tackles-for-a-Loss in 2025

Player	Team	TFL
1. Brian Burns	New York Giants	12
2t. Myles Garrett	Cleveland	10
2t. Maxx Crosby	Las Vegas	10
4. Byron Young	Los Angeles Rams	9
5. Jeffery Simmons	Tennessee	8

• DE Myles Garrett's 107.5 career sacks is a half of a sack behind Pro Football Hall of Famer Reggie White (108.0) for the most sacks by a player under the age of 30. Garrett turns 30 years old on Dec. 29, 2025.

Most sacks by an NFL player under the age of 30

Player	Total
1. Reggie White	108.0
2. Myles Garrett	107.5

GARRETT BY THE NUMBERS

1 game with at least 4.0 sacks.

5 games with at least 3.0 sacks.

22 games with at least 2.0 sacks.

31 games with at least 1.5 sacks.

6x Pro-Bowler.



• Inked four-year contract extension through the 2030 season.

- 2022 NFL Defensive Player of the Year Finalist
- 2023 NFL Defensive Player of the Year
- 2024 NFL Defensive Player of the Year Finalist



• DE Myles Garrett's 107.5 career sacks are the most by a Brown all time.

Most Career Sacks by a Brown

Player	Games	Sacks
1. Myles Garrett	124	107.5
2. Clay Matthews	232	62.0
3. Michael Dean Perry	109	51.5

• DE Myles Garrett tied for third for the most sacks by a Brown in a season with 14.0 in 2024. Garrett has recorded five of the top six highest single-season sack totals in Browns history.

Most sacks by a Brown in a season

Player	Year	Total
1t. Myles Garrett	2022	16.0
1t. Myles Garrett	2021	16.0
3t. Myles Garrett	2024	14.0
3t. Myles Garrett	2023	14.0
3t. Reggie Camp	1984	14.0
6. Myles Garrett	2018	13.5



• With his 2024 Pro Bowl selection, DE Myles Garrett has the most Pro Bowl selections by a Browns defensive player with six.

Most Pro Bowl Selections by a Browns Defensive Player

Player	Years	Total
1. Myles Garrett	2018, 2020-24	6
2t. Bob Gain	1957-59, 1961-62	5
2t. Michael Dean Perry	1989-91, 1993-94	5

• DE Myles Garrett is the first player in NFL history to record at least 14 sacks in four consecutive seasons.

NFL Players with at least 14 Sacks in Four Consecutive Seasons

Player	Team	Years
Myles Garrett	Cleveland Browns	2021-24

• DE Myles Garrett joined Lawrence Taylor as the only NFL players to record 12 sacks in five consecutive seasons.

NFL Players with at least 12 Sacks in Five Consecutive Seasons

Player	Team	Years
Myles Garrett	Cleveland Browns	2020-24
Lawrence Taylor*	N.Y. Giants	1985-89

\*Member of Pro Football Hall of Fame

• DE Myles Garrett became the seventh player in NFL history to record at least 10 sacks in seven consecutive seasons.

NFL Players with at least 10 Sacks for Seven Consecutive Seasons

Player	Team	Years
Reggie White*	Philadelphia Eagles	1985-95
John Randle*	Minnesota Vikings	1992-99
DeMarcus Ware*	Dallas Cowboys	2006-12
Jared Allen*	Minnesota Vikings	2007-13
Bruce Smith*	Buffalo Bills	1992-98
Lawrence Taylor*	N.Y. Giants	1984-90
Myles Garrett	Cleveland Browns	2018-24

\*Member of Pro Football Hall of Fame



2025 NFL DRAFT CLASS

Round	Pick	Player	School
1	5	DT Mason Graham	Michigan
2	33	LB Carson Schwesinger	UCLA
2	36	RB Quinshon Judkins	Ohio State
3	67	TE Harold Fannin Jr.	Bowling Green
3	94	QB Dillon Gabriel	Oregon
4	126	RB Dylan Sampson	Tennessee
5	144	QB Shedeur Sanders	Colorado

2024 CONFERENCE PLAYERS OF THE YEAR



- TE Harold Fannin Jr. - MAC Offensive Player of the Year
- QB Dillon Gabriel - Big Ten Offensive Player of the Year
- RB Dylan Sampson - SEC Offensive Player of the Year
- QB Shedeur Sanders - Big 12 Offensive Player of the Year

CFP NATIONAL CHAMPIONS

- 2023 DT Mason Graham - Michigan
- 2024 RB Quinshon Judkins - Ohio State

TE HAROLD FANNIN JR.

- Rookie TE Harold Fannin Jr. is leading the team with 32 receptions this season, the most ever by a Browns rookie through the first seven games and the fifth-most by an NFL rookies tight end after seven weeks.

Most receptions by a Brown rookie after seven weeks

Player	Pos.	Year	Total
1. Harold Fannin Jr.	TE	2025	32
2. Duke Johnson	RB	2015	28
3. Oscar Roan	TE	1975	26



Most receptions by an NFL rookie TE after seven weeks

Player	Year	Total
1. Brock Bowers	2024	47
2. Keith Jackson	1988	42
3. Sam LaPorta	2023	35
4. Tyler Warren	2025	33
5. Harold Fannin Jr.	2025	32

- TE Harold Fannin Jr. is second amongst all NFL rookies with 32 receptions this season.

2025 NFL Rookie Reception Leaders

Player	Team	Pos.	Total
1. Tyler Warren	Indianapolis	TE	33
2. Harold Fannin Jr.	Cleveland	TE	32
3. Emeka Egbuka	Tampa Bay	WR	31
4. Tetairoa McMillan	Carolina	WR	30

QB DILLON GABRIEL

- QB Dillon Gabriel has begun his career with 107 passing attempts without throwing an interception.



DT MASON GRAHAM

- First round pick DT Mason Graham has recorded 17 tackles, half of a sack and helped anchor a defense that is leading the NFL in total defense and ranks fourth in run defense.

RB QUINSHON JUDKINS

• RB Quinshon Judkins is the first Browns player with three rushing touchdowns in a game since Nick Chubb on Sept. 18, 2022 and the first Browns rookie with three rushing touchdowns in a game since Travis Prentice on Oct. 8, 2000. On the season, Judkins has recorded four rushes of 30-plus yards, tied for the most by an NFL rookie after seven weeks since 2000.

Most rushes of 30+ yards by an NFL rookie after seven weeks since 2000

Player	Year	Rush Att.
1t. Quinshon Judkins	2025	4
1t. Saquon Barkley	2018	4
1t. Adrian Peterson	2007	4
1t. Kareem Hunt	2017	4
1t. Todd Gurley	2015	4
1t. De'Von Achane	2023	4

• RB Quinshon Judkins is first among all NFL rookies with 467 rushing yards this season.

2025 NFL Rookie Rushing Yards Leaders

Player	Team	Total
1. Quinshon Judkins	Cleveland	467
2. Ashton Jeanty	Las Vegas	445
3. Cam Skattebo	New York Giants	398



• RB Quinshon Judkins is first in the NFL for most rushes of 30+ yards this season with four.

Most rushes of 30+ yards in 2025

Player	Team	Rush Att.
1. Quinshon Judkins	Cleveland	4
2t. Derrick Henry	Baltimore	3
2t. Travis Etienne	Jacksonville	3
2t. Jonathan Taylor	Indianapolis	3
2t. Javonte Williams	Dallas	3

LB CARSON SCHWESINGER

• Rookie LB Carson Schwesinger is first among all NFL rookies with 55 total tackles this season.

2025 NFL Rookie Tackle Leaders

Player	Team	Pos.	Total
1. Carson Schwesinger	Cleveland	LB	55
2. Demetrius Knight Jr.	Cincinnati	LB	50
3. Teddye Buchanan	Baltimore	LB	47
4. Marques Sigle	San Francisco	S	45





• TE David Njoku's 31 career receiving touchdowns are second all-time behind Ozzie Newsome for most career receiving touchdowns by a Browns TE.

Most Career Receiving TDs by a Browns TE

Player	Years	Total
1. Ozzie Newsome	1978-90	47
2. David Njoku	2017-25	31
3. Milt Morin	1966-75	16

• TE David Njoku's 374 career receptions are second all-time behind Ozzie Newsome for most career receptions by a Brown.

Most Career Receptions by a Brown

Player	Years	Pos.	Total
1. Ozzie Newsome	1978-90	TE	662
2. David Njoku	2017-25	TE	374
3. Gary Collins	1962-74	WR	331

• TE David Njoku is third all-time in career receiving yards by a Browns TE with 3,992.

Most Career Receiving Yards by a Browns TE

Player	Years	Total
1. Ozzie Newsome	1978-90	7,980
2. Milt Morin	1966-75	4,208
3. David Njoku	2017-25	3,992

• TE David Njoku's 374 career receptions are most all-time by a Brown since the team returned in 1999.

Most Receptions by a Brown since 1999

Player	Years	Total
1. David Njoku	2017-25	374
2. Kevin Johnson	1999-03	315
3. Jarvis Landry	2018-21	288

• TE David Njoku is first in receiving yards by a Brown since 1999.

Most Receiving Yards by a Brown since 1999

Player	Years	Total
1. David Njoku	2017-25	3,992
2. Kevin Johnson	1999-03	3,836
3. Braylon Edwards	2005-09	3,698



• In 2023, TE David Njoku was selected to his first Pro Bowl after setting career highs for receptions (81), receiving yards (882) and receiving touchdowns (six).

• TE David Njoku's 3,964 career receiving yards are 10th all-time by a Brown.

Most Career Receiving Yards by a Brown

Player	Pos.	Year	Rec.
1. Ozzie Newsome	1978-90	TE	7,980
2. Ray Renfro	1952-63	WR	5,508
3. Gary Collins	1962-71	WR	5,299
4. Paul Warfield	1964-69, 1976-77	WR	5,210
5. Reggie Rucker	1975-81	WR	4,953
6. Webster Slaughter	1986-91	WR	4,834
7. Dave Logan	1976-83	WR	4,247
8. Milt Morin	1965-75	TE	4,208
9. Brian Brennan	1984-91	WR	4,148
10. David Njoku	2017-25	TE	3,992
11. Dante Lavelli	1950-56	WR	3,908
12. Kevin Johnson	1999-03	WR	3,836
13. Braylon Edwards	2005-09	WR	3,698

• TE David Njoku's 30 career receiving touchdowns are 7th all-time by a Brown.

Most Career Receiving TDs by a Brown

Player	Years	Pos.	Total
1. Gary Collins	1962-71	WR	70
2. Paul Warfield	1964-69, 1976-77	WR	52
3. Ray Renfro	1952-63	WR	50
4. Ozzie Newsome	1978-90	TE	47
5. Dante Lavelli	1950-56	WR	33
6. Reggie Rucker	1975-81	WR	32
7. David Njoku	2017-25	TE	31
8t. Braylon Edwards	2005-09	WR	28
8t. Michael Jackson	1991-95	WR	28

• TE David Njoku's 31 receiving touchdowns are the most receiving touchdowns by a Brown since 1999.

Most Receiving TDs by a Brown since 1999

Player	Years	Total
1. David Njoku	2017-25	31
2. Braylon Edwards	2005-09	28
3. Kevin Johnson	1999-03	23



WARD BY THE NUMBERS

- 4 career defensive touchdowns (two INT, two fumble recoveries).
- 28 career games with at least two passes defended.
- 7 career games with at least three passes defended.
- 1 career game with four passes defended.
- 18 career interceptions.
- 4x Pro-Bowler.



• CB Denzel Ward is one of three active players in the NFL with at least 100 career passes defended.

Most Career Passes Defended Among Active NFL Players

Player	Years	Games	Total
1. Darius Slay	2013-25	182	164
2. Jalen Ramsey	2016-25	140	112
3. Denzel Ward	2018-25	102	100

• CB Denzel Ward is first in the NFL for most passes defended since 2018 with 100.

Most Passes Defended since 2018

Player	Team (s)	Total
1. Denzel Ward	Cleveland	100
2. James Bradberry	Car., NYG, Phi.	92
3. Darius Slay	Det., Phi.	89
4. Carlton Davis	Detroit	86
5. Marlon Humphrey	Baltimore	81

• CB Denzel Ward is second in career passes defended by a Brown with 100 behind Joe Haden (101).

Most Career Passes Defended by a Brown

Player	Years	Games	Total
1. Joe Haden	2010-16	90	101
2. Denzel Ward	2018-25	102	100
3t. Daylon McCutcheon	1999-05	103	53
3t. Eric Turner	1991-95	63	53

\*Passes defended didn't become an official NFL statistic until 1994.

• The first NFL player since 1999 to have at least 10 passes defended and two interceptions in each of his first seven seasons.



• With his 2024 Pro Bowl selection, CB Denzel Ward is tied for most Pro Bowls by a Browns cornerback with four.

Most Pro Bowls by a Browns Cornerback

Player	Years	Total
1t. Denzel Ward	2018, 2021, 2023-24	4
1t. Frank Minnifield	1986-89	4
3. Hanford Dixon	1986-88	3

• In 2024, CB Denzel Ward led the league with 19 passes defended.

Most Passes Defended in 2024

Player	Team	Total
1. Denzel Ward	Cleveland	19
2. Derek Stingley Jr.	Houston	18
3t. Mike Jackson	Carolina	17
3t. Zyon McCollum	Tampa Bay	17

G JOEL BITONIO

• G Joel Bitonio's seven Pro Bowl selections are the fourth-most in team history, trailing only Pro Football Hall of Famers Joe Thomas (10), Jim Brown (9) and Lou Groza (9).

7x Pro-Bowler.



Most Pro Bowl Selections by a Brown

Player	Years	Total
1. Joe Thomas*	2008-17	10
2t. Jim Brown*	1958-66	9
2t. Lou Groza*	1951-56, 1958-60	9
4. Joel Bitonio	2018-24	7
5t. Myles Garrett	2018, 2020-24	6
5t. Leroy Kelly*	1967-72	6
5t. Gene Hickerson*	1966-71	6
5t. Dick Schafrath	1964-69	6

\*Member of Pro Football Hall of Fame

• G Joel Bitonio is tied for 11th all-time in games played by a Brown.

Most Games Played by a Brown

Player	Years	Total
10. Dick Schafrath	1959-71	176
11t. Joel Bitonio	2014-25	168
11t. Walter Johnson	1965-76	168
12. Joe Thomas	2007-17	167
14. Robert Jackson	1975-85	160

• G Joel Bitonio has the most starts by a Brown since 1999 with 168.

Browns with 100 starts since 1999

Player	Years	Total
1. G Joel Bitonio	2014-25	168
2. T Joe Thomas	2007-17	167
3. DE Myles Garrett	2017-25	120
4. DE Orpheus Roye	2000-07	102
5. C Alex Mack	2009-15	101

P COREY BOJORQUEZ

• P Corey Bojorquez is tied for first in the league with seven punts inside the 10 this season.

Most Punts inside the 10 in 2025

Player	Team	In10
1t. Corey Bojorquez	Cleveland	7
1t. Jack Fox	Detroit	7
3t. Johnny Hekker	Tennessee	6
3t. Tress Way	Washington	6
3t. Jeremy Crawshaw	Denver	6

• P Corey Bojorquez is tied for second in the league with 14 punts inside the 20.

Most Punts inside the 20 in 2025

Player	Team	In20
1. Jeremy Crawshaw	Denver	18
2t. Corey Bojorquez	Cleveland	14
2t. Jack Fox	Detroit	14

CB TYSON CAMPBELL

• CB Tyson Campbell joined the Browns via trade prior to Week 6. In two games with the Browns, he has recorded seven tackles, one interception (returned for a touchdown), four passes defended and one forced fumble. He is tied for second in the NFL this season with 10 passes defended this season.

Most Passes Defensed in 2025

Player	Team	Total
1. DJ Turner II	Cincinnati	13
2t. Tyson Campbell	Jacksonville, Cleveland	10
2t. Keisean Nixon	Green Bay	10
4. Quentin Lake	Los Angeles Rams	9





# HEAD COACH KEVIN STEFANSKI

## CAREER HIGHLIGHTS

- Stefanski has led the team to two postseason appearances and two 11-win seasons. He joined Pro Football Hall of Famer Paul Brown (1951 and 1953) as the only coaches in team history to record multiple seasons with at least 11 regular season wins.
- Stefanski became the 16th coach to win the Associated Press NFL Coach of the Year award multiple times since its inception in 1957. Stefanski won the honors in 2020 and 2023 and joined Forrest Gregg (1976) as the only Browns coaches to win the award.
- During the Browns 78-year history, the team has surpassed 6,000 scrimmage yards in a single season just seven times, but have reached the mark in four seasons under Stefanski. Since 2020, the Browns are fifth in the NFL with an average of 130.5 rushing yards per game.
- Stefanski has recorded a 28-17 (.622) record at Huntington Bank Field, while not recording a losing record at home in any season. The Browns finished 8-1 at home in 2023, a team record for wins at home.
- In his first season with the Browns, Stefanski led the team to its first playoff appearance since 2002 and first playoff victory in 26 years. He notched the most wins (11) by a first-year Browns head coach since Paul Brown had 12 in the team's inaugural season in 1946. Stefanski's 11 regular season wins were the most by a first-year head coach in 2020 and marked just the 11th time since 1970 a first-year coach has won 11 or more games. Stefanski was named the NFL Coach of the Year.



## SINCE KEVIN STEFANSKI TOOK OVER IN 2020 THE BROWNS ARE...

- 15-4 (.789)** when scoring at least 30 points, including a 5-0 mark in 2023.
- 23-6 (.793)** when scoring at least 25 points.
- 16-6 (.727)** when not committing a turnover in a game.
- 33-13 (.717)** when even or better in the turnover margin.
- 28-17 (.622)** at Huntington Bank Field, including an 8-1 mark in 2023.
- 16-5 (.762)** when attempting at least 35 rushes in a game.
- 16-4 (.800)** when recording at least four sacks in a game.
- 8-3 (.727)** when rushing for at least 200 yards in a game.

## COACHING CAREER

2005	University of Pennsylvania, football operations
2006-08	Minnesota Vikings, assistant to the head coach
2009-13	Minnesota Vikings, assistant quarterbacks
2014-15	Minnesota Vikings, tight ends coach
2016	Minnesota Vikings, running backs coach
2017-18	Minnesota Vikings, quarterbacks coach/ interim offensive coordinator
2019	Minnesota Vikings, offensive coordinator
2020-	Cleveland Browns, head coach




### **BUBBA VENTRONE | ASSISTANT HEAD COACH/SPECIAL TEAMS COORDINATOR**

Ventrone brings 20 years of coaching and playing experience in the NFL with experience in two Super Bowls. The Pittsburgh, Pa. native joined the Browns ahead of the 2023 season and aided a special teams unit that set several franchise records including 33 made field goals and a 49.4-yard punt average and three blocked field goals. Ahead of his time in Cleveland, Ventrone spent five seasons with the Indianapolis Colts guiding the unit to a top-10 finish in his last three seasons. As an assistant special teams coach with the New England Patriots from 2015-17, he was a member of the Super Bowl LI winning team.



### **JIM SCHWARTZ | DEFENSIVE COORDINATOR**

Schwartz is in his 17th season as an NFL defensive coordinator and his second with the Cleveland Browns. In his first season with the Browns, Schwartz won NFL Assistant Coach of the Year after coaching the defense to several NFL-leading categories including total defense (270.2 yards per game), passing defense (164.7 yards per game), third down percentage (67-of-230 for 29.1 percent) and first downs allowed (253). Ahead of his time in Cleveland, Schwartz was a defensive coordinator with the Philadelphia Eagles (2016-20), winning Super Bowl LII, Buffalo Bills (2014) and Tennessee Titans (2001-08). The Baltimore, Md. native served as the head coach of the Detroit Lions from 2009-13, coaching the team to a 10-6 season in 2011 and a playoff berth for the first time since 1999.



### **TOMMY REES | OFFENSIVE COORDINATOR**


Rees joined the Browns staff as tight ends/pass game specialist in 2024 and was hired as offensive coordinator in 2025. Rees spent the 2023 season as Alabama's offensive coordinator and quarterbacks coach, helping the Crimson Tide win the SEC Championship Game and advance to the College Football Playoffs. Prior to Alabama, Rees spent six seasons as a coach at Notre Dame (2017-22), first coaching the quarterbacks and adding the role as offensive coordinator in 2020. In three years as Notre Dame's offensive coordinator, the team averaged more than 30 points per game each year and advanced to the College Football Playoffs in 2020 after posting an undefeated regular season.



### **CHAD O'SHEA | PASS GAME COORDINATOR/WIDE RECEIVERS**

O'Shea joined the Browns in 2020 and is in his 22nd NFL season, winning 12 division titles, five conference championships and three Super Bowls (XLIX, LI and LIII). The Browns' offense saw Amari Cooper post back-to-back 1,000-yard seasons in 2022, the first Brown to do so. In his first season, O'Shea aided the offense to 408 points, the second most in franchise history. Previously, the Houston, Texas native spent the 2019 season as the offensive coordinator for the Miami Dolphins and 2018-19 as the New England Patriots wide receivers coach.

## 2025 CLEVELAND BROWNS COACHING STAFF



**Jeff Anderson**  
Defensive Quality Control



**Ephraim Banda**  
Safeties



**Mike Bloomgren**  
Offensive Line



**Stephen Bravo-Brown**  
Assistant Wide Receivers



**Jacques Cesaire**  
Defensive Line




**Nick Charlton**  
Pass Game Specialist



**Sanders Davis**  
Offensive Assistant - Offensive Line



**Zach Dunn**  
Defensive Assistant



**Kyle Hoke**  
Assistant Special Teams




**Christian Jones**  
Tight Ends



**Brandon Lynch**  
Cornerbacks




**Adam Morris**  
Assistant Defensive Line




**Bill Musgrave**  
Quarterbacks



**Duce Staley**  
Running Backs



**Jason Tarver**  
Linebackers



**Ben Wilkerson**  
Assistant Offensive Line

As of Oct. 20, 2025

NO	NAME	POS	HT	WT	DOB	AGE	EXP	COLLEGE	HOMETOWN	HOW ACQ	GP/GS/DNP/IA
28	Avery, Tre	CB	5-11	185	2/26/97	28	4	Rutgers	Baltimore, Md.	FA - '25	4/0/0/0
17	Baker, Jerome	LB	6-2	232	12/25/96	28	8	Ohio State	Cleveland, Ohio	UFA (Ten.) - '25	7/3/0/0
20	Bernard-Converse, Jarrick	CB	6-1	205	4/29/00	25	3	Louisiana State	Baton Rouge, La.	W. (NYJ) - '25	5/0/0/2
75	Bitonio, Joel	G	6-4	320	10/11/91	34	12	Nevada	Long Beach, Calif.	D2 - '14	7/7/0/0
13	Bojorquez, Corey	P	6-0	217	9/13/96	29	8	New Mexico	Bellflower, Calif.	UFA (G.B.) - '22	7/0/0/0
16	Bond, Isaiah	WR	5-11	180	3/15/04	21	R	Texas	Hamilton, Ga.	FA - '25	7/1/0/0
30	Bush, Devin	LB	5-11	235	7/18/98	27	7	Michigan	Pembroke Pines, Fla.	UFA (Sea.) - '24	7/7/0/0
7	Campbell, Tyson	CB	6-1	195	3/17/00	25	5	Georgia	Plantation, Fla.	Tr. (Jax.) - '25	7/7/0/0*
96	Collins, Mallek	DT	6-2	310	4/8/95	30	10	Nebraska	Kansas City, Mo.	FA - '25	7/7/0/0
78	Conklin, Jack	T	6-6	308	8/17/94	31	10	Michigan State	Plainwell, Mich.	UFA (Ten.) - '20	3/3/0/4
83	Corley, Malachi	WR	5-11	215	3/21/02	23	2	Western Kentucky	Orange City, Fla.	FA - '25	3/0/0/0
9	Delpit, Grant	S	6-3	208	9/20/98	27	6	Louisiana State	Houston, Texas	D2 - '20	7/7/0/0
43	Diabate, Mohamoud	LB	6-4	225	5/18/01	24	3	Utah	Auburn, Ala.	FA - '23	7/2/0/0
44	Fannin Jr., Harold	TE	6-4	241	7/20/04	21	R	Bowling Green	Canton, Ohio	D3a - '25	7/6/0/0
34	Ford, Jerome	RB	5-10	210	9/12/99	26	4	Cincinnati	Tampa, Fla.	D5 - '22	7/0/0/0
8	Gabriel, Dillon	QB	5-11	205	12/28/00	24	R	Oregon	Milliani, Hawai'i	D3b - '25	5/3/2/0
95	Garrett, Myles	DE	6-4	272	12/29/95	29	9	Texas A&M	Arlington, Texas	D1a - '17	7/7/0/0
94	Graham, Mason	DT	6-4	315	9/3/03	22	R	Michigan	Mission Viejo, Calif.	D1 - '25	7/7/0/0
51	Hall, Jr., Mike	DT	6-3	300	6/13/03	22	2	Ohio State	Streetsboro, Ohio	D2 - '24	0/0/0/7
26	Harden, Myles	CB	5-11	195	12/13/01	23	2	South Dakota	Miami Gardens, Fla.	D7a - '24	7/3/0/0
93	Harris, Shelby	DT	6-2	288	8/11/91	34	12	Illinois State	Milwaukee, Wis.	FA - '23	7/0/0/0
33	Hickman, Ronnie	S	6-1	209	10/11/01	24	3	Ohio State	South Orange, N.J.	FA - '23	7/7/0/0
98	Huntington, Adin	DE	6-1	281	3/18/02	23	R	Tulane	Stafford, Va.	FA - '25	7/0/0/0
5	Jenkins, Rayshawn	S	6-1	220	1/25/94	31	9	Miami (Fla.)	St. Petersburg, Florida	FA - '25	7/0/0/0
74	Jenkins, Teven	G	6-6	321	3/3/98	27	5	Oklahoma State	Topeka, Kan.	UFA (Chi.) - '25	7/0/0/0
3	Jeudy, Jerry	WR	6-1	195	4/24/99	26	6	Alabama	Deerfield Beach, Fla.	Tr. (Den.) - '24	7/7/0/0
37	Jones, Dom	CB	6-2	192	7/16/00	25	R	Colorado State	Duluth, Ga.	FA - '25	5/0/0/0
10	Judkins, Quinshon	RB	6-0	221	10/29/03	21	R	Ohio State	Pike Road, Ala.	D2b - '25	6/6/0/0
23	Kazee, Damontae	S	5-11	174	6/5/93	32	9	San Diego State	San Bernardino, California	UFA (Pit.) - '25	4/0/0/3
84	Larvadain, Gage	WR	5-8	171	1/3/03	22	R	South Carolina	Donaldsonville, La.	FA - '25	3/0/0/1
72	Leveston, KT	T	6-4	335	8/28/99	26	2	Kansas State	Waco, Texas	Tr. (LAR) - '24	6/2/0/1
71	Lucas, Cornelius	T	6-8	327	7/18/91	34	12	Kansas State	New Orleans, La.	UFA (Was.) - '25	5/4/0/2
42	Mascarenas-Arnold, Easton	LB	5-11	227	9/13/02	23	R	Southern California	Mission Viejo, Calif.	FA - '25	7/0/0/0
57	McGuire, Isaiah	DE	6-4	268	7/27/01	24	3	Missouri	Tulsa, Okla.	D4b - '23	7/5/0/0
31	McMillon, Donovan	S	6-2	203	6/18/02	23	R	Pittsburgh	McMurray, Pa.	FA - '25	7/0/0/0
85	Njoku, David	TE	6-4	246	7/10/96	29	9	Miami (Fla.)	Cedar Grove, N.J.	D1c - '17	6/6/0/1
55	Pocic, Ethan	C	6-6	320	8/5/95	30	9	Louisiana State	Lemont, Ill.	UFA (Sea.) - '22	7/7/0/0
68	Robinson, Cam	T	6-6	335	10/9/95	30	9	Alabama	Monroe, La.	Tr. (Hou.) - '25	6/3/0/1*
22	Sampson, Dylan	RB	5-8	200	9/14/04	21	R	Tennessee	Baton Rouge, La.	D4 - '25	7/1/0/0
35	Sanders, Raheim	RB	6-0	230	6/8/02	23	R	South Carolina	Rockledge, Fla.	W. (LAC) - '25	1/0/0/6
12	Sanders, Shedeur	QB	6-2	212	2/7/02	23	R	Colorado	Dallas, Texas	D5 - '25	0/0/2/5
49	Schwesinger, Carson	LB	6-3	242	2/24/03	22	R	UCLA	Moorpark, Calif.	D2a - '25	7/7/0/0
50	Sunahara, Rex	LS	6-6	242	10/9/96	29	2	West Virginia	Bay Village, Ohio	FA - '24	7/0/0/0
25	Smyt, Andre	K	6-0	200	9/26/98	27	1	Syracuse	Lake Forest, Ill.	FA - '25	7/0/0/0
77	Teller, Wyatt	G	6-4	315	11/21/94	30	8	Virginia Tech	Beaeton, Va.	Tr. (Buf.) - '19	7/7/0/0
99	Thomas, Cameron	DE	6-4	265	1/7/00	25	4	San Diego State	San Diego, Calif.	W. (K.C.) - '24	7/0/0/0
90	Thrash, Jamari	WR	6-0	190	12/19/00	24	2	Louisville	LaGrange, Ga.	D5 - '24	7/2/0/0
80	Tryon-Shoyinka, Joe	DE	6-5	260	4/30/99	26	5	Washington	Seattle, Wash.	UFA (T.B.) - '25	7/0/0/0
21	Ward, Denzel	CB	5-11	190	4/28/97	28	8	Ohio State	Macedonia, Ohio	D1b - '18	7/7/0/0
86	Whiteheart, Blake	TE	6-4	250	3/22/00	25	3	Wake Forest	Winston-Salem, N.C.	FA - '24	7/2/0/0
91	Wright, Alex	DE	6-5	267	9/5/00	25	4	UAB	Elba, Ala.	D3b - '22	7/2/0/0
56	Wypler, Luke	C	6-3	303	5/3/01	24	3	Ohio State	Montvale, N.J.	D6 - '23	7/1/0/0
70	Zinter, Zak	G	6-6	310	4/17/01	24	2	Michigan	North Andover, Mass.	D3 - '24	1/0/1/5
Reserve/Injured (9):											
2	Carter, DeAndre (knee, 9/29)	WR	5-8	190	4/10/93	32	8	Sacramento State	San Jose, Calif.	UFA (Chi.) - '25	4/0/0/0
1	Emerson Jr., Martin (Achilles, 7/30)	CB	6-2	201	9/27/00	25	4	Mississippi State	Pensacola, Fla.	D3a - '22	0/0/0/0
79	Jones, Dawand (knee, 9/24)	T	6-8	374	8/6/01	24	3	Ohio State	Indianapolis, Ind.	D4a - '22	3/3/0/0
44	Kendall, Anthony (shoulder, 8/5)	CB	5-10	188	12/17/99	25	2	Baldwin-Wallace	El Paso, Texas	FA - '25	0/0/0/0
31	McDonald, Cade (concussion, 8/26)	WR	5-10	196	5/7/01	24	R	Miami (Ohio)	Naperville, Ill.	FA - '25	0/0/0/0
62	Osborne, Justin (back, 6/9)	C	6-4	307	11/25/00	24	R	Southern Methodist	Flower Mound, Texas	FA - '25	0/0/0/0
59	Reid, Winston (back, 8/26)	LB	6-0	225	8/3/99	26	2	Weber State	St. George, Utah	FA - '24	0/0/0/0
19	Tillman, Cedric (hamstring, 9/30)	WR	6-3	215	4/19/00	25	3	Tennessee	Las Vegas, Nev.	D3a - '23	4/4/0/0
40	Watson, Nathaniel (biceps, 8/21)	LB	6-0	233	9/1/00	25	2	Mississippi State	Maplesville, Ala.	D6 - '24	0/0/0/0
Reserve/PUP (2):											
6	Owusu-Koramoah, Jeremiah (neck, 5/12)	LB	6-2	221	11/4/99	25	5	Notre Dame	Hampton, Va.	D2 - '21	0/0/0/0
4	Watson, Deshaun (Achilles, 8/26)	QB	6-3	223	9/14/95	30	9	Clemson	Gainesville, Ga.	Tr. (Hou.) - '22	0/0/0/0
Practice squad (16):											
36	Asante, Eugene	LB	6-1	226	1/22/01	24	R	Auburn	Alexandria, Va.	FA - '25	0/0/0/0
58	Barrow Jr., Simeon	DT	6-3	283	7/6/02	23	R	Miami (Fla.)	Grovetown, Ga.	FA - '25	0/0/0/0
87	Cannella, Sal	TE	6-5	242	12/2/96	28	1	Auburn	Schaumburg, Ill.	FA - '25	0/0/0/0
89	Davis, Kaden	WR	6-1	193	9/25/98	27	1	Northwest Missouri State	Ellsworth, Kansas	FA - '25	1/0/0/0
52	Dellinger, Garrett	G	6-5	215	2/18/02	23	R	Louisiana State	Clarkston, Mich.	FA - '25	0/0/0/0
41	Edmonds, Christopher	S	6-2	210	7/16/01	24	1	Arizona State	Phenix City, Ala.	FA - '25	0/0/0/0
81	Floriea, Luke	WR	5-8	180	10/23/01	24	R	Kent State	Mentor, Ohio	FA - '25	0/0/0/0
67	Henderson, LaDarius	G	6-4	310	12/11/01	23	2	Michigan	Waxahachie, Texas	FA - '25	0/0/0/0
92	Kamara, Sam	DT	6-0	272	12/21/97	27	3	Stony Brook	Carteret, N.J.	FA - '25	0/0/0/0
39	Marshall, Ahmani	RB	6-1	225	3/21/02	23	R	Appalachian State	Winston-Salem, N.C.	FA - '25	0/0/0/0
64	Munford Jr., Thayer	T	6-5	354	9/18/99	26	4	Ohio State	Massillon, Ohio	FA - '25	0/0/0/3
53	Okwara, Julian	DE	6-4	250	12/27/97	27	6	Notre Dame	Charlotte, N.C.	FA - '25	0/0/0/0
69	Phillips, Tyre	T	6-5	330	1/29/97	28	5	Mississippi State	Grenada, Mis.	FA - '25	0/0/0/0
54	Ulofoshio, Edefuan	LB	6-1	240	1/23/00	25	2	Washington	Anchorage, Alaska	FA - '25	0/0/0/0
29	Williams, Dee	CB	5-10	190	12/6/99	25	2	Tennessee	Forsyth, Ga.	FA - '25	0/0/0/0
11	Zappe, Bailey	QB	6-1	215	4/26/99	26	4	Western Kentucky	Victoria, Texas	FA - '25	0/0/0/0

\* Campbell appeared in five games with the Jaguars, Robinson appeared in three games with the Texans.

As of Oct. 20, 2025											
NO	NAME	POS	HT	WT	DOB	AGE	EXP	COLLEGE	HOMETOWN	HOW ACO	GP/GS/DNP/1A
3	Jerry Jeudy	WR	6-4	195	4/24/99	26	6	Alabama	Deerfield Beach, Fla.	Tr. (Den.) - '24	7/7/0/0
5	Rayshawn Jenkins	S	6-1	220	1/25/94	31	9	Miami (Fla.)	St. Petersburg, Florida	FA - '25	7/0/0/0
7	Tyson Campbell	CB	6-1	195	3/17/00	25	5	Georgia	Plantation, Fla.	Tr. (Jax.) - '25	7/7/0/0*
8	Dillon Gabriel	QB	5-11	205	12/28/00	24	R	Oregon	Milliani, Hawai'i	D3b - '25	5/3/2/0
9	Grant Delpit	S	6-3	208	9/20/98	27	6	Louisiana State	Houston, Texas	D2 - '20	7/7/0/0
10	Quinshon Judkins	RB	6-0	221	10/29/03	21	R	Ohio State	Pike Road, Ala.	D2b - '25	6/6/0/0
12	Shedeur Sanders	QB	6-2	212	2/7/02	23	R	Colorado	Dallas, Texas	D5 - '25	0/0/2/5
13	Corey Bojorquez	P	6-0	217	9/13/96	29	8	New Mexico	Bellflower, Calif.	UFA (G.B.) - '22	7/0/0/0
16	Isaiah Bond	WR	5-11	180	3/15/04	21	R	Texas	Hamilton, Ga.	FA - '25	7/1/0/0
17	Jerome Baker	LB	6-2	232	12/25/96	28	8	Ohio State	Cleveland, Ohio	UFA (Ten.) - '25	7/3/0/0
20	Jarrick Bernard-Converse	CB	6-1	205	4/29/00	25	3	Louisiana State	Baton Rouge, La.	W. (NYJ) - '25	5/0/0/2
21	Denzel Ward	CB	5-11	190	4/28/97	28	8	Ohio State	Macedonia, Ohio	D1b - '18	7/7/0/0
22	Dylan Sampson	RB	5-8	200	9/14/04	21	R	Tennessee	Baton Rouge, La.	D4 - '25	7/1/0/0
23	Damontae Kazee	S	5-11	174	6/5/93	32	9	San Diego State	San Bernardino, California	UFA (Pit.) - '25	4/0/0/3
25	Andre Szmyt	K	6-0	200	9/26/98	27	1	Syracuse	Lake Forest, Ill.	FA - '25	7/0/0/0
26	Myles Harden	CB	5-11	195	12/13/01	23	2	South Dakota	Miami Gardens, Fla.	D7a - '24	7/3/0/0
28	Tre Avery	CB	5-11	185	2/26/97	28	4	Rutgers	Baltimore, Md.	FA - '25	4/0/0/0
30	Devin Bush	LB	5-11	235	7/18/98	27	7	Michigan	Pembroke Pines, Fla.	UFA (Sea.) - '24	7/7/0/0
31	Donovan McMillon	S	6-2	203	6/18/02	23	R	Pittsburgh	McMurray, Pa.	FA - '25	7/0/0/0
33	Ronnie Hickman	S	6-1	209	10/11/01	24	3	Ohio State	South Orange, N.J.	FA - '23	7/7/0/0
34	Jerome Ford	RB	5-10	210	9/12/99	26	4	Cincinnati	Tampa, Fla.	D5 - '22	7/0/0/0
35	Raheim Sanders	RB	6-0	230	6/8/02	23	R	South Carolina	Rockledge, Fla.	W. (LAC) - '25	1/0/0/6
37	Dom Jones	CB	6-2	192	7/16/00	25	R	Colorado State	Duluth, Ga.	FA - '25	5/0/0/0
42	Easton Mescarenes-Arnold	LB	5-11	227	9/13/02	22	R	Southern California	Mission Viejo, Calif.	FA - '25	7/0/0/0
43	Mohamoud Diabate	LB	6-4	225	5/18/01	24	3	Utah	Auburn, Ala.	FA - '23	6/1/0/0
44	Harold Fannin Jr.	TE	6-4	241	7/20/04	21	R	Bowling Green	Canton, Ohio	D3a - '25	7/6/0/0
49	Carson Schwesinger	LB	6-3	242	2/24/03	22	R	UCLA	Moorpark, Calif.	D2a - '25	7/7/0/0
50	Rex Sunahara	LS	6-6	242	10/9/96	29	2	West Virginia	Bay Village, Ohio	FA - '24	7/0/0/0
51	Mike Hall Jr.	DT	6-3	300	6/13/03	22	2	Ohio State	Streetsboro, Ohio	D2 - '24	0/0/0/7
55	Ethan Pocic	C	6-6	320	8/5/95	30	9	Louisiana State	Lemont, Ill.	UFA (Sea.) - '22	7/7/0/0
56	Luke Wypler	C	6-3	303	5/3/01	24	3	Ohio State	Montvale, N.J.	D6 - '23	7/1/0/0
57	Isaiah McGuire	DE	6-4	268	7/27/01	24	3	Missouri	Tulsa, Okla.	D4b - '23	7/5/0/0
68	Cam Robinson	T	6-6	335	10/9/95	30	9	Alabama	Monroe, La.	Tr. (Hou.) - '25	6/3/0/1*
70	Zak Zinter	G	6-6	310	4/17/01	24	2	Michigan	North Andover, Mass.	D3 - '24	1/0/1/5
71	Cornelius Lucas	T	6-8	327	7/18/91	34	12	Kansas State	New Orleans, La.	UFA (Was.) - '25	5/4/0/2
72	KT Leveston	T	6-4	335	8/28/99	26	2	Kansas State	Waco, Texas	Tr. (LAR) - '24	6/2/0/1
74	Teven Jenkins	G	6-6	321	3/3/98	27	5	Oklahoma State	Topeka, Kan.	UFA (Chi.) - '25	7/0/0/0
75	Joel Bitonio	G	6-4	320	10/11/91	34	12	Nevada	Long Beach, Calif.	D2 - '14	7/7/0/0
77	Wyatt Teller	G	6-4	315	11/21/94	30	8	Virginia Tech	Beaeton, Va.	Tr. (Buf.) - '19	7/7/0/0
78	Jack Conklin	T	6-6	308	8/17/94	31	10	Michigan State	Plainwell, Mich.	UFA (Ten.) - '20	3/3/0/4
80	Jamari Thrash	WR	6-0	190	12/19/00	24	2	Louisville	LaGrange, Ga.	D5 - '24	7/1/0/0
83	Malachi Corley	WR	5-11	215	3/21/02	23	2	Western Kentucky	Orange City, Fla.	FA - '25	3/0/0/0
84	Gage Larvadin	WR	5-8	171	1/3/03	22	R	South Carolina	Donaldsonville, La.	FA - '25	3/0/0/1
85	David Njoku	TE	6-4	246	7/10/96	29	9	Miami (Fla.)	Cedar Grove, N.J.	D1c - '17	6/6/0/1
86	Blake Whiteheart	TE	6-4	250	3/22/00	25	3	Wake Forest	Winston-Salem, N.C.	FA - '24	7/2/0/0
90	Joe Tryon-Shoyinka	DE	6-5	260	4/30/99	26	5	Washington	Seattle, Wash.	UFA (T.B.) - '25	7/0/0/0
91	Alex Wright	DE	6-5	267	9/5/00	25	4	UAB	Elba, Ala.	D3b - '22	7/2/0/0
93	Shelby Harris	DT	6-2	288	8/11/91	34	12	Illinois State	Milwaukee, Wis.	FA - '23	7/0/0/0
94	Mason Graham	DT	6-4	315	9/3/03	22	R	Michigan	Mission Viejo, Calif.	D1 - '25	7/7/0/0
95	Myles Garrett	DE	6-4	272	12/29/95	29	9	Texas A&M	Arlington, Texas	D1a - '17	7/7/0/0
96	Maliek Collins	DT	6-2	310	4/8/95	30	10	Nebraska	Kansas City, Mo.	FA - '25	7/7/0/0
98	Adin Huntington	DE	6-1	281	3/18/02	23	R	Tulane	Stafford, Va.	FA - '25	7/0/0/0
99	Cameron Thomas	DE	6-4	265	1/7/00	25	4	San Diego State	San Diego, Calif.	W. (K.C.) - '24	7/0/0/0
Reserve/Injured (9):											
1	Martin Emerson Jr. (Achilles, 7/30)	CB	6-2	201	9/27/00	25	4	Mississippi State	Pensacola, Fla.	D3a - '22	0/0/0/0
2	DeAndre Carter (knee, 9/29)	WR	5-8	190	4/10/93	32	8	Sacramento State	San Jose, Calif.	UFA (Chi.) - '25	4/0/0/0
19	Cedric Tillman (hamstring, 9/30)	WR	6-3	215	4/19/00	25	3	Tennessee	Las Vegas, Nev.	D3a - '23	4/4/0/0
31	McDonald, Cade (concussion, 8/26)	WR	5-10	196	5/7/01	24	R	Miami (Ohio)	Naperville, Ill.	FA - '25	0/0/0/0
40	Nathaniel Watson (biceps, 8/21)	LB	6-0	233	9/1/00	25	2	Mississippi State	Maplesville, Ala.	D6 - '24	0/0/0/0
44	Anthony Kendall (shoulder, 8/5)	CB	5-10	188	12/17/99	25	2	Baldwin-Wallace	El Paso, Texas	FA - '25	0/0/0/0
59	Winston Reid (back, 8/26)	LB	6-0	225	8/3/99	26	2	Weber State	St. George, Utah	FA - '24	0/0/0/0
62	Justin Osborne (back, 6/9)	C	6-4	307	11/25/00	24	R	Southern Methodist	Flower Mound, Texas	FA - '25	0/0/0/0
79	Dawand Jones (knee, 9/24)	T	6-8	374	8/6/01	24	3	Ohio State	Indianapolis, Ind.	D4a - '23	3/3/0/0
Reserve/PUP (2):											
4	Deshaun Watson (Achilles, 8/26)	QB	6-3	223	9/14/95	30	9	Clemson	Gainesville, Ga.	Tr. (Hou.) - '22	0/0/0/0
6	Jeremiah Owusu-Koramoah (neck, 5/12)	LB	6-2	221	11/4/99	25	5	Notre Dame	Hampton, Va.	D2 - '21	0/0/0/0
Practice squad (16):											
11	Bailey Zappe	QB	6-1	215	4/26/99	26	4	Western Kentucky	Victoria, Texas	FA - '25	0/0/0/0
29	Dee Williams	CB	5-10	190	12/6/99	25	2	Tennessee	Forsyth, Ga.	FA - '25	0/0/0/0
36	Eugene Asante	LB	6-1	226	1/22/01	24	R	Auburn	Alexandria, Va.	FA - '25	0/0/0/0
39	Ahmani Marshall	RB	6-1	225	3/21/02	23	R	Appalachian State	Winston-Salem, N.C.	FA - '25	0/0/0/0
41	Christopher Edmonds	S	6-2	210	7/16/01	24	1	Arizona State	Phenix City, Ala.	FA - '25	0/0/0/0
52	Garrett Dellinger	G	6-5	215	2/18/02	23	R	Louisiana State	Clarkston, Mich.	FA - '25	0/0/0/0
53	Julian Okwara	DE	6-4	250	12/27/97	27	6	Notre Dame	Charlotte, N.C.	FA - '25	0/0/0/0
54	Edefuan Ulofoshio	LB	6-1	240	1/23/00	25	2	Washington	Anchorage, Alaska	FA - '25	0/0/0/0
58	Simeon Barrow Jr.	DT	6-3	283	7/6/02	23	R	Miami (Fla.)	Grovetown, Ga.	FA - '25	0/0/0/0
64	Thayer Munford Jr.	T	6-5	354	9/18/99	26	4	Ohio State	Massillon, Ohio	FA - '25	0/0/0/3
67	LaDarius Henderson	G	6-4	310	12/11/01	23	2	Michigan	Waxahachie, Texas	FA - '25	0/0/0/0
69	Tyre Phillips	T	6-5	330	1/29/97	28	5	Mississippi State	Grenada, Mis.	FA - '25	0/0/0/0
81	Luke Floriea	WR	5-8	180	10/23/01	24	R	Kent State	Mentor, Ohio	FA - '25	0/0/0/0
87	Sal Cannella	TE	6-5	242	12/2/96	28	1	Auburn	Schaumburg, Ill.	FA - '25	0/0/0/0
89	Kaden Davis	WR	6-1	193	9/25/98	27	1	Northwest Missouri State	Elsworth, Kansas	FA - '25	1/0/0/0
92	Sam Kamara	DT	6-0	272	12/21/97	27	3	Stony Brook	Carteret, N.J.	FA - '25	0/0/0/0

ROSTER SIZE: 64										
QUARTERBACKS (3)		POS	HT	WT	DOB	AGE	EXP	COLLEGE	HOMETOWN	HOW ACQ
8	Gabriel, Dillon	QB	5-11	205	12/28/00	24	R	Oregon	Milliani, Hawai'i	D3b - '25
12	Sanders, Shedeur	QB	6-2	212	2/7/02	23	R	Colorado	Dallas, Texas	D5 - '25
* 4	Watson, Deshaun	QB	6-3	223	9/14/95	30	9	Clemson	Gainesville, Ga.	Tr. (Hou.) - '22
RUNNING BACKS (4)										
34	Ford, Jerome	RB	5-10	210	9/12/99	26	4	Cincinnati	Tampa, Fla.	D5 - '22
10	Judkins, Quinshon	RB	6-0	221	10/29/03	21	R	Ohio State	Pike Road, Ala.	D2b - '25
22	Sampson, Dylan	RB	5-8	200	9/14/04	21	R	Tennessee	Baton Rouge, La.	D4 - '25
35	Sanders, Raheim	RB	6-0	230	6/8/02	23	R	South Carolina	Rockledge, Fla.	W. (LAC) - '25
WIDE RECEIVERS (8)										
16	Bond, Isaiah	WR	5-11	180	3/15/04	21	R	Texas	Hamilton, Ga.	FA - '25
* 2	Carter, DeAndre	WR	5-8	190	4/10/93	32	8	Sacramento State	San Jose, Calif.	UFA (Chi.) - '25
83	Corley, Malachi	WR	5-11	215	3/21/02	23	2	Western Kentucky	Orange City, Fla.	FA - '25
3	Jeady, Jerry	WR	6-1	195	4/24/99	26	6	Alabama	Deerfield Beach, Fla.	Tr. (Den.) - '24
84	Larvadain, Gage	WR	5-8	171	1/3/03	22	R	South Carolina	Donaldsonville, La.	FA - '25
* 31	McDonald, Cade	WR	5-10	196	5/7/01	24	R	Miami (Ohio)	Naperville, Ill.	FA - '25
80	Thrash, Jamari	WR	6-0	190	12/19/00	24	2	Louisville	LaGrange, Ga.	D5 - '24
* 19	Tillman, Cedric	WR	6-3	215	4/19/00	25	3	Tennessee	Las Vegas, Nev.	D3a - '23
TIGHT ENDS (3)										
44	Fannin Jr., Harold	TE	6-4	241	7/20/04	21	R	Bowling Green	Canton, Ohio	D3a - '25
85	Njoku, David	TE	6-4	246	7/10/96	29	9	Miami (Fla.)	Cedar Grove, N.J.	D1c - '17
86	Whiteheart, Blake	TE	6-4	250	3/22/00	25	3	Wake Forest	Winston-Salem, N.C.	FA - '24
OFFENSIVE LINEMEN (12)										
75	Bitonio, Joel	G	6-4	320	10/11/91	34	12	Nevada	Long Beach, Calif.	D2 - '14
78	Conklin, Jack	T	6-6	308	8/17/94	31	10	Michigan State	Plainwell, Mich.	UFA (Ten.) - '20
74	Jenkins, Teven	G	6-6	321	3/3/98	27	5	Oklahoma State	Topeka, Kan.	UFA (Chi.) - '25
* 79	Jones, Dawand	T	6-8	374	8/6/01	24	3	Ohio State	Indianapolis, Ind.	D4a - '23
72	Leveston, KT	T	6-4	335	8/28/99	26	2	Kansas State	Waco, Texas	Tr. (LAR) - '24
71	Lucas, Cornelius	T	6-8	327	7/18/91	34	12	Kansas State	New Orleans, La.	UFA (Was.) - '25
* 62	Osborne, Justin	C	6-4	307	11/25/00	24	R	Southern Methodist	Flower Mound, Texas	FA - '25
55	Pocic, Ethan	C	6-6	320	8/5/95	30	9	Louisiana State	Lemont, Ill.	UFA (Sea.) - '22
68	Robinson, Cam	T	6-6	335	10/9/95	30	9	Alabama	Monroe, La.	Tr. (Hou.) - '25
77	Teller, Wyatt	G	6-4	315	11/21/94	30	8	Virginia Tech	Bealeton, Va.	Tr. (Buf.) - '19
56	Wypler, Luke	C	6-3	303	5/3/01	24	3	Ohio State	Montvale, N.J.	D6 - '23
70	Zinter, Zak	G	6-6	310	4/17/01	24	2	Michigan	North Andover, Mass.	D3 - '24
DEFENSIVE LINEMEN (10)										
96	Collins, Maliek	DT	6-2	310	4/8/95	30	10	Nebraska	Kansas City, Mo.	FA - '25
95	Garrett, Myles	DE	6-4	272	12/29/95	29	9	Texas A&M	Arlington, Texas	D1a - '17
94	Graham, Mason	DT	6-4	315	9/3/03	22	R	Michigan	Mission Viejo, Calif.	D1 - '25
51	Hall, Jr., Mike	DT	6-3	300	6/13/03	22	2	Ohio State	Streetsboro, Ohio	D2 - '24
93	Harris, Shelby	DT	6-2	288	8/11/91	34	12	Illinois State	Milwaukee, Wis.	FA - '23
98	Huntington, Adin	DE	6-1	281	3/18/02	23	R	Tulane	Stafford, Va.	FA - '25
57	McGuire, Isaiah	DE	6-4	268	7/27/01	24	3	Missouri	Tulsa, Okla.	D4b - '23
99	Thomas, Cameron	DE	6-4	265	1/7/00	25	4	San Diego State	San Diego, Calif.	W. (K.C.) - '24
90	Tryon-Shoyinka, Joe	DE	6-5	260	4/30/99	26	5	Washington	Seattle, Wash.	UFA (T.B.) - '25
91	Wright, Alex	DE	6-5	267	9/5/00	25	4	UAB	Elba, Ala.	D3b - '22
LINEBACKERS (8)										
17	Baker, Jerome	LB	6-2	232	12/25/96	28	8	Ohio State	Cleveland, Ohio	UFA (Ten.) - '25
30	Bush, Devin	LB	5-11	235	7/18/98	27	7	Michigan	Pembroke Pines, Fla.	UFA (Sea.) - '24
43	Diabate, Mohamoud	LB	6-4	225	5/18/01	24	3	Utah	Auburn, Ala.	FA - '23
42	Mascarenas-Arnold, Easton	LB	5-11	227	9/13/02	22	R	Southern California	Mission Viejo, Calif.	FA - '25
* 6	Owusu-Koramoah, Jeremiah	LB	6-2	221	11/4/99	25	5	Notre Dame	Hampton, Va.	D2 - '21
* 59	Reid, Winston	LB	6-0	225	8/3/99	26	2	Weber State	St. George, Utah	FA - '24
49	Schwesinger, Carson	LB	6-3	242	2/24/03	22	R	UCLA	Moorpark, Calif.	D2a - '25
* 40	Watson, Nathaniel	LB	6-0	233	9/1/00	25	2	Mississippi State	Maplesville, Ala.	D6 - '24
DEFENSIVE BACKS (13)										
28	Avery, Tre	CB	5-11	185	2/26/97	28	4	Rutgers	Baltimore, Md.	FA - '25
20	Bernard-Converse, Jarrick	CB	6-1	205	4/29/00	25	3	Louisiana State	Baton Rouge, La.	W. (NYJ) - '25
7	Campbell, Tyson	CB	6-1	195	3/17/00	25	5	Georgia	Plantation, Fla.	Tr. (Jax.) - '25
9	Delpit, Grant	S	6-3	208	9/20/98	27	6	Louisiana State	Houston, Texas	D2 - '20
* 1	Emerson Jr., Martin	CB	6-2	201	9/27/00	25	4	Mississippi State	Pensacola, Fla.	D3a - '22
26	Harden, Myles	CB	5-11	195	12/13/01	23	2	South Dakota	Miami Gardens, Fla.	D7a - '24
33	Hickman, Ronnie	S	6-1	209	10/11/01	24	3	Ohio State	South Orange, N.J.	FA - '23
5	Jenkins, Rayshawn	S	6-1	220	1/25/94	23	9	Miami (Fla.)	St. Petersburg, Florida	FA - '25
37	Jones, Dom	CB	6-2	192	7/16/00	25	R	Colorado State	Duluth, Ga.	FA - '25
23	Kazee, Damontae	S	5-11	174	6/5/93	32	9	San Diego State	San Bernardino, California	UFA (Pit.) - '25
* 44	Kendall, Anthony	CB	5-10	188	12/17/99	25	2	Baldwin-Wallace	El Paso, Texas	FA - '25
31	McMillon, Donovan	S	6-2	203	6/18/02	22	R	Pittsburgh	McMurray, Pa.	FA - '25
21	Ward, Denzel	CB	5-11	190	4/28/97	28	8	Ohio State	Macedonia, Ohio	D1b - '18
SPECIALISTS (3)										
13	Bojorquez, Corey	P	6-0	217	9/13/96	29	8	New Mexico	Bellflower, Calif.	UFA (G.B.) - '22
25	Szmyt, Andre	K	6-0	200	9/26/98	27	1	Syracuse	Lake Forest, Ill.	FA - '25
50	Sunahara, Rex	LS	6-6	242	10/9/96	29	2	West Virginia	Bay Village, Ohio	FA - '24

\* Denotes player on a reserve list

Roster Size: 64											
	NQ	NAME	POS	HT	WT	DOB	AGE	EXP	COLLEGE	HOMETOWN	HOW ACO
12th Year (3)	75	Bitonio, Joel	G	6-4	320	10/11/91	34	12	Nevada	Long Beach, Calif.	D2 - '14
	93	Harris, Shelby	DT	6-2	288	8/11/91	34	12	Illinois State	Milwaukee, Wis.	FA - '23
	71	Lucas, Cornelius	T	6-8	327	7/18/91	34	12	Kansas State	New Orleans, La.	UFA (Was.) - '25
10th Year (2)	96	Collins, Maliek	DT	6-2	310	4/8/95	30	10	Nebraska	Kansas City, Mo.	FA - '25
	78	Conklin, Jack	T	6-6	308	8/17/94	31	10	Michigan State	Plainwell, Mich.	UFA (Ten.) - '20
9th Year (7)	95	Garrett, Myles	DE	6-4	272	12/29/95	29	9	Texas A&M	Arlington, Texas	D1a - '17
	5	Jenkins, Rayshawhn	S	6-1	220	1/25/94	23	9	Miami (Fla.)	St. Petersburg, Florida	FA - '25
	23	Kazee, Damontae	S	5-11	174	6/5/93	32	9	San Diego State	San Bernardino, California	UFA (Pit.) - '25
	85	Njoku, David	TE	6-4	246	7/10/96	29	9	Miami (Fla.)	Cedar Grove, N.J.	D1c - '17
	55	Pocic, Ethan	C	6-6	320	8/5/95	30	9	Louisiana State	Lemont, Ill.	UFA (Sea.) - '22
	68	Robinson, Cam	T	6-6	335	10/9/95	30	9	Alabama	Monroe, La.	Tr. (Hou.) - '25
	* 4	Watson, Deshaun	QB	6-3	223	9/14/95	30	9	Clemson	Gainesville, Ga.	Tr. (Hou.) - '22
8th Year (5)	17	Baker, Jerome	LB	6-2	232	12/25/96	28	8	Ohio State	Cleveland, Ohio	UFA (Ten.) - '25
	13	Bojorquez, Corey	P	6-0	217	9/13/96	29	8	New Mexico	Bellflower, Calif.	UFA (G.B.) - '22
	* 2	Carter, DeAndre	WR	5-8	190	4/10/93	32	8	Sacramento State	San Jose, Calif.	UFA (Chi.) - '25
	77	Teller, Wyatt	G	6-4	315	11/21/94	30	8	Virginia Tech	Beaeton, Va.	Tr. (Buf.) - '19
	21	Ward, Denzel	CB	5-11	190	4/28/97	28	8	Ohio State	Macedonia, Ohio	D1b - '18
7th Year (1)	30	Bush, Devin	LB	5-11	235	7/18/98	27	7	Michigan	Pembroke Pines, Fla.	UFA (Sea.) - '24
6th Year (2)	9	Delpit, Grant	S	6-3	208	9/20/98	27	6	Louisiana State	Houston, Texas	D2 - '20
	3	Jeudy, Jerry	WR	6-1	195	4/24/99	26	6	Alabama	Deerfield Beach, Fla.	Tr. (Den.) - '24
5th Year (4)	7	Campbell, Tyson	CB	6-1	195	3/17/00	25	5	Georgia	Plantation, Fla.	Tr. (Jax.) - '25
	74	Jenkins, Teven	G	6-6	321	3/3/98	27	5	Oklahoma State	Topeka, Kan.	UFA (Chi.) - '25
	* 6	Owusu-Koramoah, Jeremiah	LB	6-2	221	11/4/99	25	5	Notre Dame	Hampton, Va.	D2 - '21
	90	Tryon-Shoyinka, Joe	DE	6-5	260	4/30/99	26	5	Washington	Seattle, Wash.	UFA (T.B.) - '25
4th Year (5)	28	Avery, Tre	CB	5-11	185	2/26/97	28	4	Rutgers	Baltimore, Md.	FA - '25
	* 1	Emerson Jr., Martin	CB	6-2	201	9/27/00	25	4	Mississippi State	Pensacola, Fla.	D3a - '22
	34	Ford, Jerome	RB	5-10	210	9/12/99	26	4	Cincinnati	Tampa, Fla.	D5 - '22
	99	Thomas, Cameron	DE	6-4	265	1/7/00	25	4	San Diego State	San Diego, Calif.	W. (K.C.) - '24
	91	Wright, Alex	DE	6-5	267	9/5/00	25	4	UAB	Elba, Ala.	D3b - '22
3rd Year (8)	20	Bernard-Converse, Jarrick	CB	6-1	205	4/29/00	25	3	Louisiana State	Baton Rouge, La.	W. (NYJ) - '25
	43	Diabate, Mohamoud	LB	6-4	225	5/18/01	24	3	Utah	Auburn, Ala.	FA - '23
	33	Hickman, Ronnie	S	6-1	209	10/11/01	24	3	Ohio State	South Orange, N.J.	FA - '23
	* 79	Jones, Dawand	T	6-8	374	8/6/01	24	3	Ohio State	Indianapolis, Ind.	D4a - '23
	57	McGuire, Isaiah	DE	6-4	268	7/27/01	24	3	Missouri	Tulsa, Okla.	D4b - '23
	* 19	Tillman, Cedric	WR	6-3	215	4/19/00	25	3	Tennessee	Las Vegas, Nev.	D3a - '23
	86	Whiteheart, Blake	TE	6-4	250	3/22/00	25	3	Wake Forest	Winston-Salem, N.C.	FA - '24
2nd Year (9)	56	Wypier, Luke	C	6-3	303	5/3/01	24	3	Ohio State	Montvale, N.J.	D6 - '23
	83	Corley, Malachi	WR	5-11	215	3/21/02	23	2	Western Kentucky	Orange City, Fla.	FA - '25
	51	Hall, Jr., Mike	DT	6-3	300	6/13/03	22	2	Ohio State	Streetsboro, Ohio	D2 - '24
	26	Harden, Myles	CB	5-11	195	12/13/01	23	2	South Dakota	Miami Gardens, Fla.	D7a - '24
	* 44	Kendall, Anthony	CB	5-10	188	12/17/99	25	2	Baldwin-Wallace	El Paso, Texas	FA - '25
	72	Leveston, KT	T	6-4	335	8/28/99	26	2	Kansas State	Waco, Texas	Tr. (LAR) - '24
	* 59	Reid, Winston	LB	6-0	225	8/3/99	26	2	Weber State	St. George, Utah	FA - '24
	50	Sunahara, Rex	LS	6-6	242	10/9/96	29	2	West Virginia	Bay Village, Ohio	FA - '24
	80	Thrash, Jamari	WR	6-0	190	12/19/00	24	2	Louisville	LaGrange, Ga.	D5 - '24
	* 40	Watson, Nathaniel	LB	6-0	233	9/1/00	25	2	Mississippi State	Maplesville, Ala.	D6 - '24
1st Year (1)	70	Zinter, Zak	G	6-6	310	4/17/01	24	2	Michigan	North Andover, Mass.	D3 - '24
	25	Szmyt, Andre	K	6-0	200	9/26/98	27	1	Syracuse	Lake Forest, Ill.	FA - '25
Rookie (16)	16	Bond, Isaiah	WR	5-11	180	3/15/04	21	R	Texas	Hamilton, Ga.	FA - '25
	44	Fannin Jr., Harold	TE	6-4	241	7/20/04	21	R	Bowling Green	Canton, Ohio	D3a - '25
	8	Gabriel, Dillon	QB	5-11	205	12/28/00	24	R	Oregon	Millilani, Hawai'i	D3b - '25
	94	Graham, Mason	DT	6-4	315	9/3/03	22	R	Michigan	Mission Viejo, Calif.	D1 - '25
	98	Huntington, Adin	DE	6-1	281	3/18/02	23	R	Tulane	Stafford, Va.	FA - '25
	37	Jones, Dom	CB	6-2	192	7/16/00	25	R	Colorado State	Duluth, Ga.	FA - '25
	10	Judkins, Quinshon	RB	6-0	221	10/29/03	21	R	Ohio State	Pike Road, Ala.	D2b - '25
	84	Larvadain, Gage	WR	5-8	171	1/3/03	22	R	South Carolina	Donaldsonville, La.	FA - '25
	42	Mascarenas-Arnold, Easton	LB	5-11	227	9/13/02	23	R	Southern California	Mission Viejo, Calif.	FA - '25
	* 31	McDonald, Cade	WR	5-10	196	5/7/01	24	R	Miami (Ohio)	Naperville, Ill.	FA - '25
	31	McMillon, Donovan	S	6-2	203	6/18/02	23	R	Pittsburgh	McMurray, Pa.	FA - '25
	* 62	Osborne, Justin	C	6-4	307	11/25/00	24	R	Southern Methodist	Flower Mound, Texas	FA - '25
	22	Sampson, Dylan	RB	5-8	200	9/14/04	21	R	Tennessee	Baton Rouge, La.	D4 - '25
	35	Sanders, Raheim	RB	6-0	230	6/8/02	23	R	South Carolina	Rockledge, Fla.	W. (LAC) - '25
	12	Sanders, Shedeur	QB	6-2	212	2/7/02	23	R	Colorado	Dallas, Texas	D5 - '25
	49	Schwesinger, Carson	LB	6-3	242	2/24/03	22	R	UCLA	Moorpark, Calif.	D2a - '25

\* Denotes player on a reserve list

HOW THE BROWNS WERE BUILT

YEAR	1st Round Pick	2nd Round Pick	3rd Round Pick	4th Round Pick	5th Round Pick	6th Round Pick	7th Round Pick	Unrestricted Free Agent	Undrafted Free Agent	Street Free Agent	Trade	Waiver
2025	Mason Graham	Cameron Schwemmer Quinton Jenkins	Harold Fenn Jr. Dillon Gabriel	Cyler Simpson	Shedeur Sanders		Round 8th - 6th	Jerome Baker (Tex) DeAndre Carter (Chi.) * Trent Jenkins (Chi.) Diontae Kazee (Ph.) Cornellius Lucas (Was.) Joe Tryon-Shoyinka (Tla.)	Isaiah Bond Adin Hurlington Dont Jones Gage Linnellah Eaton Mascareñas-Arnold Cade McDonald* Donte von Miller Donte Williams	Tre Avery Malick Collins Malachi Corley Rayshawn Jenkins Anthony Kindal* Andre Smyt	Tyson Campbell (Jac.) JT Loveston (Laf.) Cam Robinson (Hou.)	Jarick Bernard-Covatta (N.Y.) Reheim Sanders (Lac.)
2024		Mike Hall Jr.	Zak Zinter		Jamaal Thrash	Nathanial Watson*	Myles Harbin	Devin Burn (Sea.)	Winston Reed*	Rev. Sushane Blaise Whiteheart	Jerry Jarudy (Det.)	Carveron Thomas (A.C.)
2023			Cedric Tillman*	Diamond Jones* Isaiah McGuire		Luke Wyner			Mohammad Dialate Ronnie Hickman	Shirley Harris		
2022			Martin Emerson Jr.* Alex Wright		Jerome Ford			Cory Bjorkquez (G.B.) Ethan Petit (Sea.)			Dechuan Watson (Hou.) *	
2021		Jeremiah Owens-Kenneth*						Jack Conklin (Tex.)				
2020		Grant Delpit									Wyatt Teller (Bal.)	
2019	Denzel Ward											
2018	Myles Garrett											
2017	David Njoku											
2014		Joel Bitonio										

\* Denotes player on a reserve list

Bonus breakdown:

25 draft picks (4 1st round picks, 6 2nd round picks, 6 3rd round picks, 3 4th round picks, 3 5th round picks, 2 6th round picks, 1 7th round picks).  
29 free agents (10 unrestricted free agents, 11 undrafted free agents, 8 street free agents).  
5 via trade.  
3 via waivers.

As of Oct. 20, 2025

OFFENSE

WR	3 Jerry Jeudy	83 Malachi Corley	
LT	68 Cam Robinson	72 KT Leveston	
LG	75 Joel Bitonio	74 Teven Jenkins	
C	55 Ethan Pocic	56 Luke Wypler	
RG	77 Wyatt Teller	70 Zak Zinter	
RT	(78 Jack Conklin)	71 Cornelius Lucas	
TE	85 David Njoku	86 Blake Whiteheart	
QB	8 <u>Dillon Gabriel</u>	12 <u>Shedeur Sanders</u>	
RB	10 <u>Quinshon Judkins</u>	22 <u>Dylan Sampson</u>	34 Jerome Ford
TE	44 <u>Harold Fannin Jr.</u>		35 <u>Raheim Sanders</u>
WR	80 Jamari Thrash	16 <u>Isaiah Bond</u>	84 <u>Gage Larvadain</u>

DEFENSE

DE	95 Myles Garrett	90 Joe Tryon-Shoyinka	99 Cameron Thomas
DT	96 Maliek Collins	93 Shelby Harris	
DT	94 <u>Mason Graham</u>	(98 <u>Adin Huntington</u> )	(51 Mike Hall Jr.)
DE	57 Isaiah McGuire	91 Alex Wright	
LB	17 Jerome Baker	43 Mohamoud Diabate	
LB	49 <u>Carson Schwesinger</u>	42 <u>Easton Mescarenes-Arnold</u>	
LB	30 Devin Bush		
CB	7 Tyson Campbell	26 Myles Harden	20 Jarrick Bernard-Converse
CB	21 Denzel Ward	37 <u>Dom Jones</u>	28 Tre Avery
S	9 Grant Delpit	5 Rayshawn Jenkins	31 <u>Donovan McMillon</u>
S	33 Ronnie Hickman	23 Damontae Kazee	

SPECIAL TEAMS

P	13 Corey Bojorquez
K	25 Andre Szmyt
H	13 Corey Bojorquez
KR	34 Jerome Ford
PR	84 <u>Gage Larvadain</u>
LS	50 Rex Sunahara

Rookies are underlined  
Injured players are in [brackets]

PRONUNCIATION GUIDE

Joel <u>BITONIO</u>	buh-TONE-ee-oh	Easton <u>MASCARENAS</u> -Arnold	MAH-skuh-RAH-nyuhs
Corey <u>BOJORQUEZ</u>	boh-HOR-kez	David <u>NJOKU</u>	nuh-JOE-koo
<u>MALIEK</u> Collins	muh-LEEK	Ethan <u>POCIC</u>	POH-sick
<u>MOHAMOUD</u> DIABATE	mah-MOOD dee-ah-BAH-tay	<u>SHEDEUR</u> Sanders	sha-DOOR
<u>ADIN</u> Huntington	AY-din	Joe <u>TRYON-SHOYINKA</u>	show-YEEN-kuh
Jerry <u>JEUDY</u>	JUDY	Rex <u>SUNAHARA</u>	soon-uh-HAR-uh
<u>QUINSHON</u> JUDKINS	KWIN-shon JUD-kins	Andre <u>SZMYT</u>	sch-MITT
<u>DAMONTAE</u> KAZEE	duh-MON-tay KAY-zee	Carson <u>SCHWESINGER</u>	SWESS-in-jurr
Gage <u>LARVADAIN</u>	LAR-vuh-dan	<u>JAMARI</u> Thrash	juh-MAR-ee

Players	2025 CLEVELAND BROWNS PARTICIPATION REPORT																		GP	GS	DNP	IA
	vs. CIN	at BAL	vs. GB	at DET	vs. MIN	at PIT	vs. MIA	at NE	at NYJ	vs. BAL	at LV	vs. SF	vs. TEN	at CHI	vs. BUF	vs. PIT	at CIN					
	9/7	9/14	9/21	9/28	10/5	10/12	10/19	10/26	11/9	11/16	11/23	11/30	12/7	12/14	12/21	12/28	1/4					
Asante, Eugene	NOT	NOT	NOT	NOT	NOT	NOT	PS											0	0	0	0	
Avery, Tre	NOT	NOT	PS	X	X	X	X											4	0	0	0	
Baker, Jerome	LB	X	X	X	LB	X	LB											7	3	0	0	
Bates, Brenden	PS	PS	NOT	NOT	NOT	NOT	NOT											0	0	0	0	
Bell, David	NFI	NFI	NFI	NFI	NFI	NFI	RR											0	0	0	0	
Bernard-Converse, Jarrick	X	X	X	X	X	X	IA	IA										5	0	0	2	
Bitonio, Joel	LG	LG	LG	LG	LG	LG	LG											7	7	0	0	
Bojorquez, Corey	X	X	X	X	X	X	X											7	0	0	0	
Bond, Isaiah	X	X	WR	X	X	X	X											6	1	0	0	
Brown, Logan	PS	PS	NOT	NOT	NOT	NOT	NOT											0	0	0	0	
Barrow Jr., Simeon	NOY	NOT	NOT	NOT	NOT	NOT	PS											0	0	0	0	
Bush, Devin	LB	LB	LB	LB	X	LB	LB											7	6	0	0	
Campbell, Tyson	NOT	NOT	NOT	NOT	NOT	CB	CB											2	2	0	0	
Cannella, Sal	PS	PS	PS	PS	PS	PS	PS											0	0	0	0	
Carter, DeAndre	X	DNP	X	X	IR	IR	IR											3	0	1	0	
Collins, Maliek	DT	DT	DT	DT	DT	DT	DT											7	7	0	0	
Conklin, Jack	RT	IA	IA	IA	RT	RT	IA											3	3	0	4	
Corley, Malachi	PS	PS	PS	PS	X	X	X											3	0	0	0	
Davis, Kaden	PS	PS	PS	PS	PS	PS	PS											0	0	0	0	
Dellinger, Garrett	PS	PS	PS	PS	PS	PS	PS											0	0	0	0	
Delpit, Grant	S	S	S	S	S	S	S											7	7	0	0	
Diabate, Mohamoud	X	DNP	X	X	X	LB	X											6	1	1	0	
Edmonds, Christopher	PS	PS	PS	PS	PS	PS	PS											0	0	0	0	
Emerson Jr., Martin	IR	IR	IR	IR	IR	IR	IR											0	0	0	0	
Fannin, Jr., Harold	TE	TE	X	TE	TE	TE	TE											7	6	0	0	
Flacco, Joe	QB	QB	QB	QB	DNP	NOT	NOT											4	4	1	0	
Floriea, Luke	NOT	NOT	NOT	PS	PS	PS	PS											0	0	0	0	
Ford, Jerome	X	X	X	X	X	X	X											7	0	0	0	
Gabriel, Dillon	DNP	X	DNP	X	QB	QB	QB											5	3	2	0	
Garrett, Myles	DE	DE	DE	DE	DE	DE	DE											7	7	0	0	
Graham, Mason	DT	DT	DT	DT	DT	DT	DT											7	7	0	0	
Hall, Jr., Mike	IA	IA	IA	IA	IA	IA	IA											0	0	0	7	
Harden, Myles	X	CB	CB	CB	X	X	X											7	3	0	0	
Harris, Shelby	X	X	X	X	X	X	X											7	0	0	0	
Henderson, LaDarius	NOT	NOT	NOT	NOT	PS	PS	PS											0	0	0	0	
Henry, K.J.	NOT	PS	PS	NOT	NOT	NOT	NOT											0	0	0	0	
Hickman, Ronnie	S	S	S	S	S	S	S											7	7	0	0	
Holley, Ralph	NOT	PS	NOT	NOT	NOT	NOT	NOT											0	0	0	0	
Huntington, Adin	X	X	X	X	X	X	X											7	0	0	0	
James, LaMareon	PS	PS	NOT	NOT	NOT	NOT	NOT											0	0	0	0	
Jenkins, Rayshawn	X	X	X	X	X	X	X											7	0	0	0	
Jenkins, Teven	X	X	X	X	X	X	X											7	0	0	0	
Jeudy, Jerry	WR	WR	WR	WR	WR	WR	WR											7	7	0	0	
Jones, Dawand	LT	LT	RT	IR	IR	IR	IR											3	3	0	0	
Jones, Dom	PS	PS	PS	X	X	X	X											4	0	0	0	
Judkins, Quinshon	DNP	RB	RB	RB	RB	RB	RB											6	6	1	0	
Kamara, Sam	PS	PS	PS	PS	PS	PS	PS											0	0	0	0	
Kazee, Damontae	X	X	IA	IA	IA	X	X											4	0	0	3	
Kendall, Anthony	IR	IR	IR	IR	IR	IR	IR											0	0	0	0	
Larvadain, Gage	IA	NOT	PS	PS	X	X	X											3	0	0	1	
Leveston, KT	IA	X	X	LT	LT	X	X											6	2	0	1	
Lucas, Cornelius	X	RT	LT	RT	IA	IA	RT											5	4	0	2	
Marshall, Ahmani	PS	PS	PS	PS	PS	PS	PS											0	0	0	0	
Mascarenas-Arnold, Easton	X	X	X	X	X	X	X											7	0	0	0	
McDonald, Cade	IR	IR	IR	IR	IR	IR	IR											0	0	0	0	
McGuire, Isaiah	DE	DE	X	DE	DE	X	X											7	4	0	0	
McMillon, Donovan	X	X	X	X	X	X	X											7	0	0	0	
Miles, Joshua	NOT	NOT	PS	PS	PS	PS	NOT											0	0	0	0	
Mitchell, Cameron	X	X	IA	NOT	NOT	NOT	NOT											2	0	0	1	
Munford Jr., Thayer	NOT	NOT	NOT	IA	IA	IA	PS											0	0	0	3	
Newsome II, Greg	CB	CB	CB	CB	CB	NOT	NOT											5	5	0	1	
Njoku, David	TE	TE	TE	TE	TE	TE	IA											6	6	0	0	
Okwara, Julian	PS	PS	PS	PS	PS	PS	PS											0	0	0	0	
Osborne, Justin	IR	IR	IR	IR	IR	IR	IR											0	0	0	0	
Owusu-Koramoah, Jeremiah	PUP	PUP	PUP	PUP	PUP	PUP	PUP											0	0	0	0	
Phillips, Tyre	NOT	NOT	PS	PS	PS	PS	PS											0	0	0	0	
Pocic, Ethan	C	C	C	C	C	C	C											7	7	0	0	
Reid, Winston	IR	IR	IR	IR	IR	IR	IR											0	0	0	0	
Robinson, Cam	NOT	NOT	NOT	NOT	X	LT	LT											3	2	0	0	
Sampson, Dylan	RB	X	X	X	X	X	X											7	1	0	0	
Sanders, Raheim	X	IA	IA	IA	IA	IA	IA											1	0	0	6	
Sanders, Shedeur	IA	IA	IA	IA	IA	DNP	DNP											0	0	2	5	
Schwesinger, Carson	LB	LB	LB	LB	LB	LB	LB											7	7	0	0	
Speed, Ameer	NOT	NOT	NOT	NOT	PS	NOT	NOT											0	0	0	0	
Strange, Cole	PS	NOT	NOT	NOT	NOT	NOT	NOT											0	0	0	0	
Sunahara, Rex	X	X	X	X	X	X	X											7	0	0	0	
Szmyt, Andre	X	X	X	X	X	X	X											7	0	0	0	
Teller, Wyatt	RG	RG	RG	RG	RG	RG	RG											7	7	0	0	
Thomas, Cameron	X	X	X	X	X	X	X											7	0	0	0	
Thrash, Jamari	X	X	X	X	WR	X	X											7	1	0	0	
Tillman, Cedric	WR	WR	WR	WR	IR	IR	IR											4	4	0	0	
Tryon-Shoyinka, Joe	X	DNP	X	X	X	X	X											6	0	1	0	
Ulofoshio, Edefuan	PS	PS	PS	PS	PS	PS	PS											0	0	0	0	
Ward, Denzel	CB	CB	CB	CB	CB	CB	CB											7	7	0	0	
Watson, Deshaun	PUP	PUP	PUP	PUP	PUP	PUP	PUP											0	0	0	0	
Watson, Nathaniel	IR	IR	IR	IR	IR	IR	IR											0	0	0	0	
Whiteheart, Blake	X	X	X	X	X	TE	TE											7	2	0	0	
Williams, Dee	NOT	NOT	NOT	NOT	NOT	PS	PS															

Position (ex. QB, RB, CB) = Starter; X = Player Participated; DNP = Did Not Participate; IA = Inactive; PS = Practice Squad; IR = Injured Reserve; SUS = Suspended; CEL = Commissioner Exempt List; PUP = Physically Unable to Perform; NFI = Non Football Injury; NOT = Not On Team; RR = Reserve/Retired

## JANUARY

- 6 Signed G Javion Cohen to the Reserve/Future list.  
Signed S Trey Dean to the Reserve/Future list.  
Signed DE Marcus Haynes to the Reserve/Future list.  
Signed T Roy Mbaeteka to the Reserve/Future list.  
Signed TE Tre' McKitty to the Reserve/Future list.  
Signed T Julian Pearl to the Reserve/Future list.  
Signed DE Elerson Smith to the Reserve/Future list.  
Signed K Andre Szymt to the Reserve/Future list.  
Signed T Lorenzo Thompson to the Reserve/Future list.
- 8 Named Mike Bloomgren offensive line coach.
- 14 Signed G Brady Latham to the Reserve/Future list.  
Signed DT Ralph Holley to the Reserve/Future list.
- 15 Named Tommy Rees offensive coordinator.
- 28 Signed FB Troy Hairston to the Reserve/Future list.

## FEBRUARY

- 14 Named Christian Jones tight ends coach.  
Named Sanders Davis offensive assistant - offensive line.  
Named Kyle Hoke assistant special teams coach.  
Named Adam Morris assistant defensive line coach.  
Named Ben Wilkerson assistant offensive line coach.
- 24 Terminated the contract of LS Charley Hughlett.  
Signed CB Anthony Kendall.

## MARCH

- 4 Tendered exclusive rights free agent LB Winston Reid.  
Tendered exclusive rights free agent TE Blake Whiteheart.
- 12 Traded QB Dorian Thompson-Robinson and 2025 5th round pick to Philadelphia for QB Kenny Pickett.  
Agreed to terms with LB Devin Bush.  
Agreed to terms with unrestricted free agent T Cornelius Lucas.  
Agreed to terms with unrestricted free agent DE Joe Tryon-Shoyinka.  
Terminated contract of S Juan Thornhill with post June 1 designation.  
Terminated contract of DT Dalvin Tomlinson with post June 1 designation.
- 13 Agreed to terms with DT Maliek Collins.
- 20 Re-signed CB Tony Brown II.  
Signed unrestricted free agent G Teven Jenkins.
- 23 Signed unrestricted free agent LB Jerome Baker.

## APRIL

- 1 Signed unrestricted free agent WR DeAndre Carter.
- 7 Signed exclusive rights free agent TE Blake Whiteheart.
- 8 Signed exclusive rights free agent LB Winston Reid.
- 11 Agreed to terms with QB Joe Flacco.

- 14 Signed unrestricted free agent DE Julian Okwara.
- 21 Signed CB Nik Needham.
- 24 Traded 2025 6th, 6th and 7th round picks to Houston for 2025 5th and 2027 5th round picks.  
Traded 2025 1st, 4th and 6th round picks to Jacksonville for 2025 1st, 2025 2nd, 2025 4th and 2026 1st round picks.  
Drafted DT Mason Graham with the 5th overall pick.
- 25 Drafted LB Carson Schwesinger with the 33rd overall pick.  
Drafted RB Quinshon Judkins with the 36th overall pick.  
Drafted TE Harold Fannin Jr. with the 67th overall pick.  
Drafted QB Dillon Gabriel with the 94th overall pick.
- 26 Drafted RB Dylan Sampson with the 126th overall pick.  
Traded 2025 5th and 6th round picks to Seattle for 2025 5th round pick.  
Drafted QB Shedeur Sanders with the 144th overall pick.

## MAY

- 5 Signed unrestricted free agent WR Diontae Johnson.
- 9 Signed RB Dylan Sampson.
- 10 Signed LB Carson Schwesinger.  
Signed DE Adin Huntington.  
Signed T Jason Ivey.  
Signed CB LaMareon James.  
Signed CB Dom Jones.  
Signed WR Gage Larvadain.  
Signed RB Ahmani Marshall.  
Signed LB Easton Mascarenas-Arnold.  
Signed LS Brent Maticisk.  
Signed S Donovan McMillon.  
Signed C Justin Osborne.  
Signed WR Ja'seem Reed.  
Signed G DartanyanTinsley.  
Signed FB Eli Wilson.
- 12 Placed LB Jeremiah Owusu-Koramoah on Reserve/PUP.  
Signed S Rayshawn Jenkins.  
Signed S Damontae Kazez.  
Signed WR Luke Floriea.  
Signed WR Kisean Johnson.  
Signed WR Cade McDonald.  
Waived S Trey Dean.  
Waived DE Marcus Haynes.  
Waived WR Ja'Seem Reed with an injury designation.  
Waived FB Eli Wilson.
- 16 Signed TE Harold Fannin Jr.
- 19 Signed QB Shedeur Sanders.
- 27 Signed DT Mason Graham.

## JUNE

- 4 Signed QB Dillon Gabriel.  
Signed WR Jaelen Gill.

Waived K Andre Szmyt.  
 9 Signed T Jackson Barton.  
 Waived C Justin Osborne with an injury designation.  
 17 Waived WR Ja'Seem Reed from injured reserve.  
 19 Signed TE Sal Cannella.  
 Waived TE Tre' McKitty.  
 26 Signed K Andre Szmyt.  
 Terminated the contract of DE Ogbo Okoronkwo.

## JULY

16 Placed DE Elerson Smith on reserve/retired.  
 22 Waived WR Jaelen Gill with a non-football injury.  
 Placed WR David Bell on active/NFI.  
 Placed DT Mike Hall Jr. on active/PUP.  
 Placed QB Deshaun Watson on active/PUP.  
 23 Claimed DE K.J. Henry via waivers from Philadelphia.  
 25 Signed WR Winston Wright.  
 Placed LB Jordan Hicks on reserve/retired.  
 28 Signed RB Toa Taua.  
 29 Signed C Bucky Williams.  
 Waived C Brady Latham.  
 30 Placed CB Martin Emerson Jr. on injured reserve.  
 Waived WR Michael Woods II with an injury designation.

## AUGUST

1 Signed WR Chase Cota.  
 Signed CB Keenan Isaac.  
 Claimed T Sebastian Gutierrez via waivers from San Fransisco.  
 3 Claimed T Kilian Zierer via waivers from Atlanta.  
 Waived FB Troy Hairston.  
 Waived WR Winston Wright.  
 4 Signed TE Mitch Van Vooren.  
 Signed RB Trayveon Williams.  
 Waived T Julian Pearl.  
 5 Signed QB Tyler Huntley.  
 Waived CB Anthony Kendall with an injury designation.  
 Waived WR Michael Woods II from injured reserve.  
 11 Signed CB Christian Holmes.  
 Signed CB Darius Rush.  
 Waived WR Luke Floriea with an injury designation.  
 Waived T Roy Mbaeteka.  
 Designated T Kilian Zierer as the club's international player.  
 13 Waived WR Luke Floriea from injured reserve.  
 18 Signed WR Isaiah Bond.  
 Waived LS Brent Matiscik.  
 20 Traded DT Jowon Briggs and 2026 7th round pick to New York Jets for 2026 6th round pick.  
 21 Signed WR Chase Cota.  
 Signed LB Marvin Moody.  
 Signed LB Charlie Thomas III.

Placed LB Nathaniel Watson on injured reserve.  
 Waived RB Toa Taua.  
 24 Terminated the contact of T Jackson Barton.  
 Terminated the contract of CB Tony Brown II.  
 Terminated the contract of QB Tyler Huntley.  
 Terminated the contract of S Nik Needham.  
 Waived CB Chigozie Anusiem.  
 Waived TE Sal Canella.  
 Waived G Javion Cohen.  
 Waived T Sebastian Gutierrez.  
 Waived DE K.J. Henry.  
 Waived DT Ralph Holley.  
 Waived CB Christian Holmes.  
 Waived CB Keenan Isaac.  
 Waived T Jason Ivey.  
 Waived DE Titus Leo.  
 Waived LB Marvin Moody.  
 Waived CB Darius Rush.  
 Waived LB Charlie Thomas III.  
 Waived T Lorenzo Thompson.  
 Waived G Dartanyan Tinsley.  
 Waived TE Mitchell Van Vooren.  
 Waived C Bucky Williams.  
 25 Traded QB Kenny Pickett to Las Vegas Raiders for 2026 5th round pick.  
 26 Traded 2028 7th round pick to Los Angeles Rams for KT Leveston.  
 DT Mike Hall Jr. passed physical.  
 Placed LB Winston Reid on injured reserve (designated for return).  
 Placed QB Deshaun Watson on Reserve/Physically Unable to Perform.  
 Placed WR David Bell on Reserve/Non-Football Injury.  
 Terminated the contract of K Dustin Hopkins.  
 Terminated the contract of WR Diontae Johnson.  
 Terminated the contract of DT Sam Kamara.  
 Terminated the contract of DE Julian Okwara.  
 Terminated the contract of RB Trayveon Williams.  
 Waived WR Chase Cota.  
 Waived WR Kaden Davis.  
 Waived S Christopher Edmond.  
 Waived CB LaMareon James.  
 Waived WR Kisean Johnson.  
 Waived RB Ahmani Marshall.  
 Waived WR Cade McDonald with an injury designation.  
 Waived RB Pierre Strong Jr. with an injury designation.  
 Waived T Kilian Zierer.  
 27 Claimed CB Jarrick Bernard-Converse via waivers from the Jets.  
 Claimed RB Raheim Sanders via waivers from the Chargers.  
 Waived TE Brenden Bates.  
 Waived CB Dom Jones.  
 Signed TE Sal Cannella to practice squad.

- Signed WR Kaden Davis to practice squad.  
Signed S Christopher Edmonds to practice squad.  
Signed DT Ralph Holley to practice squad.  
Signed CB LaMareon James to practice squad.  
Signed DT Sam Kamara to practice squad.  
Signed RB Ahmani Marshall to practice squad.  
Signed DE Julian Okwarato practice squad.  
Signed RB Trayveon Williams to practice squad.
- 28Signed T Logan Brown to practice squad.  
Signed WR Malachi Corley to practice squad.  
Signed G Garrett Dellinger to practice squad.  
Signed G Cole Strange to practice squad.  
Signed LB Edefuan Ulofoshio to practice squad.  
Signed QB Bailey Zappe to practice squad.
- 29Signed CB Dom Jones to practice squad.  
Signed TE Brenden Bates to practice squad.

## SEPTEMBER

- 2Waived RB Pierre Strong Jr. from injured reserve.
- 6Signed RB Quinshon Judkins.
- 9Signed DT Ralph Holley to practice squad.  
Released RB Trayveon Williams from practice squad.  
G Cole Strange signed to Miami's active roster.
- 13Activated RB Quinshon Judkins.  
Waived WR Gage Larvadain.
- 16Signed CB Tre Avery to practice squad.  
Signed WR Gage Larvadain to practice squad.  
Signed T Joshua Miles to practice squad.  
Signed T Tyre Phillips to practice squad.  
Released T Logan Brown from practice squad.  
Released DT Ralph Holley from practice squad.  
Released CB LaMareon James from practice squad.  
TE Brenden Bates signed to Houston's active roster.
- 20Elevated WR Kaden Davis from practice squad.  
Elevated CB Dom Jones from practice squad.
- 22WR Kaden Davis reverted back to practice squad.  
CB Dom Jones reverted back to practice squad.
- 23Signed WR Luke Floriea to practice squad.  
Released DE K.J. Henry from practice squad.
- 24Signed T Thayer Munford Jr. to active roster from New England's practice squad.  
Placed T Dawnd Jones on injured reserve.
- 27Elevated CB Tre Avery from practice squad.  
Elevated CB Dom Jones from practice squad.
- 29Traded 2027 6th round pick to Houston for T Cam Robinson and 2027 7th round pick.  
Placed WR DeAndre Carter on injured reserve.  
CB Tre Avery reverted back to practice squad.  
CB Dom Jones reverted back to practice squad.
- 30Signed WR Malachi Corley to active roster from practice squad.

- Signed WR Gage Larvadain to active roster from practice squad.  
Placed WR Cedric Tillman on injured reserve.  
Waived CB Cameron Mitchell.  
Signed CB Ameer Speed to practice squad.

## OCTOBER

- 4Elevated CB Tre Avery from practice squad.  
Elevated CB Dom Jones from practice squad.
- 6CB Tre Avery reverted back to practice squad.  
CB Dom Jones reverted back to practice squad.
- 7Traded QB Joe Flacco and a 2026 6th round pick to Cincinnati for a 2026 5th round pick.
- 8Signed CB Dee Williams to practice squad.  
Placed CB Ameer Speed on practice squad/injured.
- 9Traded CB Greg Newsome II and 2026 6th round pick to Jacksonville for CB Tyson Campbell and 2026 7th round pick.  
Released CB Ameer Speed from practice squad/injured.
- 11Elevated CB Tre Avery from practice squad.
- 13CB Tre Avery reverted back to practice squad.  
Waived T Thayer Munford Jr.
- 14Signed CB Tre Avery to active roster from practice squad.  
Signed LB Eugene Asante to practice squad.  
Signed DT Simeon Barrow Jr. to practice squad.  
Placed WR Davis Bell on reserve/retired.  
Released T Joshua Miles from practice squad.
- 15Signed T Thayer Munford Jr. to practice squad.

## PUNT RETURNED FOR A TD

By Browns  
Donovan Peoples-Jones, 76 yards (12/4/22 at HOU)

By Opponent  
**Kalif Raymond, 65 yards (9/28/25 at DET)**

## KICKOFF RETURNED FOR A TD

By Browns  
Joshua Cribbs, 100 yards & 103 yards (12/20/09 at KC)

By Opponent  
Charlie Jones, 100 yards (10/20/24 vs. CIN)

## INTERCEPTION RETURNED FOR A TD

By Browns  
**Tyson Campbell, 34 yards (10/19/25 vs. MIA)**

By Opponent  
Nik Bonitto, 71 yards (12/2/24 at DEN),  
Ja'Quan McMillian, 44 yards (12/2/24 at DEN)

## TWO INTERCEPTIONS IN SAME GAME

By Browns  
MJ Emerson (12/10/23 vs. JAX)

By Opponent  
Rasul Douglas (12/25/21 at GB)

## THREE INTERCEPTIONS IN SAME GAME

By Browns  
Anthony Henry (11/18/01 at BAL)

By Opponent  
Kevin Byard (10/22/17 vs. TEN)

## FUMBLE RETURNED FOR A TD

By Browns  
Rodney McLeod Jr. (9/29/24 at LV)

By Opponent  
**Roquan Smith (9/14/25 at BAL)**

## PUNT BLOCK RETURNED FOR A TD

By Browns  
Andre King, 28 yards (11/30/03 at SEA)

By Opponent  
Anthony Chickillo, 16 yards (9/10/17 vs. PIT)

## PUNT BLOCKED

By Browns  
Marlon Moore (11/5/15 at CIN)

By Opponent  
**Jake Hummel (09/14/25 at BAL)**

## SHUTOUT SCORED

By Browns  
at Cleveland 27, Arizona 0 (11/5/23)

By Opponent  
vs. Cincinnati 30, Cleveland 0 (12/14/14)

## PAT BLOCKED

By Browns  
Sheldon Richardson (12/27/20 at NYJ)

By Opponent  
Levi Onwuzurike (11/21/21 vs. DET)

## TWO-POINT CONVERSION

By Browns  
Jameis Winston-Jerry Jeudy pass (12/2/24 at DEN)

By Opponent  
Kenny Pickett-Diontae Johnson pass (1/8/22 at PIT)

## FIELD GOAL BLOCKED

By Browns  
**Shelby Harris (9/21/25 vs. GB)**

By Opponent  
Teair Tart (11/3/24 vs. LAC)

## FIELD GOAL BLOCKED RETURNED FOR TD

By Browns  
Rodney McLeod, 50 yards (10/13/24 at PHI)

By Opponent  
Will Hill III, 62 yards (11/30/15 vs. BAL)

## SAFETY SCORED

By Browns  
Trevor Lawrence sacked in the end zone by Alex Wright (9/15/24 vs. JAX)

By Opponent  
Joe Flacco sacked in the end zone by K. Turner and A. Donald (12/3/23 at LAR)

## 100 YARDS RUSHING

By Browns  
**Quinshon Judkins, 110 yards (10/5/25 vs. MIN)**

By Opponent  
Derrick Henry, 138 yards (1/4/25 at BAL)

## 100 YARDS RUSHING IN A HALF

By Browns  
Nick Chubb, 104 yards in second half (11/29/20 at JAX)

By Opponent  
Derrick Henry, 130 yards in second half (1/4/25 at BAL)

# THE LAST TIME IN THE REGULAR SEASON

## 200 YARDS RUSHING

By Browns  
Jerome Harrison, 286 yards (12/20/09 at KC)

By Opponent  
Ahmad Bradshaw, 200 yards (10/7/12 at NYG)

## BACK-TO-BACK 100-YARD RUSHING GAMES

By Browns  
Nick Chubb, 113 yards (9/22/22 vs. PIT),  
Nick Chubb, 118 yards (10/2/22 at ATL),  
Nick Chubb, 134 yards (10/9/22 vs. LAC).

By Opponent  
Rhamondre Stevenson, 100 (11/14/21 at NE),  
D'Andre Swift, 136 (11/21/21 vs. DET)

## TWO 100-YARD RUSHERS IN SAME GAME

By Browns  
Nick Chubb (126) & Kareem Hunt (104) (11/15/20 vs. HOU)

By Opponent  
Arian Foster (124) & Ben Tate (115) (11/6/11 at HOU)

## TWO RUSHING TOUCHDOWNS

By Browns  
Quinshon Judkins (3) (10/19/25 vs. MIA)

By Opponent  
Derrick Henry (1/4/25 at BAL)

## THREE RUSHING TOUCHDOWNS

By Browns  
Quinshon Judkins (10/19/25 vs. MIA)

By Opponent  
Taysom Hill (11/17/24 at NO)

## FOUR RUSHING TOUCHDOWNS

By Browns  
Jamal Lewis (11/4/07 vs. SEA)

By Opponent  
Kenyan Drake (12/15/19 at ARI)

## SUCCESSFUL ONSIDE KICK

By Browns  
October 16, 2016 (at TEN)

By Opponent  
September 18, 2022 (vs. NYJ)

## OT GAME WON

By Browns  
Cleveland 23 vs. Tampa Bay 17 (11/27/22 vs. TB)

By Opponent  
Tampa Bay 26 vs. Cleveland 23 (10/21/18)

## 300 YARDS PASSING

By Browns  
Jameis Winston, 497 yards (34-58, 4 TD, 3 INT)(12/2/24 at DEN)

By Opponent  
Gardner Minshew II, 305 yards (15-23, 2 TD, 1 INT)(10/22/23 at IND)

## BACK-TO-BACK 300-YARD PASSING GAMES

By Browns  
Joe Flacco, 311 yards (26-45, 3 TD, 1 INT) (12/10/23 vs. JAX),  
Joe Flacco, 374 yards (28-44, 2 TD, 3 INT) (12/17/23 vs. CHI),  
Joe Flacco, 368 yards (27-42, 3 TD, 2 INT)(12/24/23 at HOU),  
Joe Flacco, 309 yards (19-29, 3 TD, 1 INT)(12/28/23 vs. NYJ).

By Opponent  
Matt Ryan, 330 yards (38-52, 2 TD) (11/11/18 vs. ATL),  
Patrick Mahomes, 375 yards (23-32, 3 TD, INT) (11/4/18 vs. KC).

## 400 YARDS PASSING

By Browns  
Jameis Winston, 497 yards (34-58, 4 TD, 3 INT)(12/2/24 at DEN)

By Opponent  
Joe Burrow, 406 yards (35-47, 3 TD, 1 INT) (10/25/20 at CIN)

## 200 YARDS PASSING IN A HALF

By Browns  
Joe Flacco, 203 yards in second half (9/7/25 vs. CIN)

By Opponent  
Joe Flacco, 208 yards in second half (9/18/22 vs. NYJ)

## THREE TOUCHDOWN PASSES

By Browns  
Jameis Winston (4) (12/2/24 at DEN)

By Opponent  
Lamar Jackson (4) (9/14/25 at BAL)

## FOUR TOUCHDOWN PASSES

By Browns  
Jameis Winston (12/2/24 at DEN)

By Opponent  
Lamar Jackson (9/14/25 at BAL)

## FIVE TOUCHDOWN PASSES

By Browns  
Baker Mayfield (10/25/20 at CIN)

By Opponent  
Matthew Stafford (11/22/09 at DET)

## SIX TOUCHDOWN PASSES

By Browns  
None

By Opponent  
Carson Palmer (9/16/07 vs. CIN)

## 100 YARDS RECEIVING

By Browns  
Jerry Jeudy, 108 yards (12/15/24 vs. KC)

By Opponent  
**Justin Jefferson, 123 yards (10/5/25 vs. MIN)**

## 100 YARDS RECEIVING IN A HALF

By Browns  
Jerry Jeudy, 138 yards in second half (12/2/24 at DEN)

By Opponent  
Mark Andrews, 107 yards in second half (12/12/21 vs. BAL)

## TWO 100-YARD RECEIVERS IN SAME GAME

By Browns  
Elijah Moore (111) & Jerry Jeudy (235) (12/2/24 at DEN)

By Opponent  
Cameron Sutton (102) & Marvin Mims (105) (12/2/24 at DEN)

## BACK-TO-BACK 100-YARD RECEIVING GAMES

By Browns  
Amari Cooper, 101 yards (9/18/22 vs. NYJ),  
Amari Cooper, 101 yards (9/22/22 vs. PIT)

By Opponent  
Terry McLaurin, 112 yards (10/7/24 at WAS),  
A.J. Brown, 116 yards (10/13/24 at PHI)

## 200 YARDS RECEIVING

By Browns  
Jerry Jeudy, 235 yards (12/2/24 at DEN)

By Opponent  
Terrell Owens, 222 yards (10/3/10 vs. CIN)

## TWO RECEIVING TOUCHDOWNS

By Browns  
David Njoku (12/2/24 at DEN)

By Opponent  
**Amon-Ra St. Brown (9/28/25 at DET)**

## THREE RECEIVING TOUCHDOWNS

By Browns  
Jordan Cameron (9/22/13 at MIN)

By Opponent  
Martellus Bennett (10/9/16 vs. NE)

## 500 YARDS TOTAL OFFENSE

By Browns  
552 yards (12/2/24 at DEN)

By Opponent  
503 yards (10/25/20 at CIN)

## TWO SACKS

By Browns  
**Maliek Collins, (10/5/25 vs. MIN)**

By Opponent  
**Jalen Ramsey, (10/12/25 vs. PIT)**  
**Nick Herbig, (10/12/25 vs. PIT)**

## THREE SACKS

By Browns  
Myles Garrett, 3.0 (11/21/24 vs. PIT)

By Opponent  
T.J. Watt, 4.0 (1/3/22 at PIT)

## FOUR SACKS

By Browns  
Myles Garrett, 4.5 (9/26/21 vs. CHI)

By Opponent  
T.J. Watt, 4.0 (1/3/22 at PIT)

## FOUR FIELD GOALS

By Browns  
Dustin Hopkins (11/12/23 at BAL)

By Opponent  
Brandon Aubrey (9/8/24 vs. DAL)

## FIVE FIELD GOALS

By Browns  
Phil Dawson (11/4/12 vs. BAL)

By Opponent  
Tyler Bass (6) (11/20/22 at BUF)

## SIX FIELD GOALS

By Browns  
Phil Dawson (11/5/06 at SD)

By Opponent  
Tyler Bass (11/20/22 at BUF)

Cleveland Browns / Week 7 / Through Sunday, October 19, 2025 / Regular Season

Won 2, Lost 5

9/7/2025	L	16 - 17	Cincinnati Bengals
9/14/2025	L	17 - 41	at Baltimore Ravens
9/21/2025	W	13 - 10	Green Bay Packers
9/28/2025	L	10 - 34	at Detroit Lions
10/5/2025	L	17 - 21	Minnesota Vikings
10/12/2025	L	9 - 23	at Pittsburgh Steelers
10/19/2025	W	31 - 6	Miami Dolphins

	Cleveland	Opponent
<b>Total First Downs</b>	<b>122</b>	<b>106</b>
Rushing	43	29
Passing	63	65
Penalty	16	12
3rd Down: Made/Att	36/104	35/93
3rd Down Pct.	34.6%	37.6%
4th Down: Made/Att	10/16	3/6
4th Down Pct.	62.5%	50.0%
<b>Possession Avg.</b>	<b>30:47</b>	<b>29:13</b>
<b>Total Net Yards</b>	<b>1895</b>	<b>1793</b>
Avg. Per Game	270.7	256.1
Total Plays	460	395
Avg. Per Play	4.1	4.5
<b>Net Yards Rushing</b>	<b>648</b>	<b>577</b>
Avg. Per Game	92.6	82.4
Total Rushes	174	177
<b>Net Yards Passing</b>	<b>1247</b>	<b>1216</b>
Avg. Per Game	178.1	173.7
Sacked/Yards Lost	19/114	18/129
Gross Yards	1361	1345
Attempts/Completions	267/157	200/131
Completion Pct.	58.8%	65.5%
Had Intercepted	6	5
<b>Punts/Average</b>	<b>39/44.6</b>	<b>32/50.6</b>
<b>Net Punting Avg.</b>	<b>36.8</b>	<b>45.5</b>
<b>Penalties/Yards</b>	<b>48/388</b>	<b>61/383</b>
<b>Fumbles/Ball Lost</b>	<b>4/2</b>	<b>11/3</b>
<b>Touchdowns</b>	<b>12</b>	<b>17</b>
Rushing	6	3
Passing	5	12
Returns	1	2

Score By Periods			Q1	Q2	Q3	Q4	OT	Pts
Team			17	33	33	30	0	113
Opponents			27	42	34	49	0	152
Scoring	TD	Ru	Pa	Rt	PAT	FG	2Pt	Pts
A.Szmyt	0	0	0	0	11/12	10/12	0	41
Q.Judkins	5	5	0	0	0/0	0/0	0	30
C.Tillman	2	0	2	0	0/0	0/0	0	12
T.Campbell	1	0	0	1	0/0	0/0	0	6
H.Fannin	1	0	1	0	0/0	0/0	0	6
D.Njoku	1	0	1	0	0/0	0/0	0	6
D.Sampson	1	0	1	0	0/0	0/0	0	6
R.Sanders	1	1	0	0	0/0	0/0	0	6
Team	12	6	5	1	11/12	10/12	0	113
Opponents	17	3	12	2	17/17	11/14	0	152

2-Pt. Conversions: Team 0/0, Opponents: 0/0  
Sacks: M.Garrett 5.0, M.Collins 3.5, A.Wright 2.0, C.Schwesinger 1.0, D.McMillon 1.0, J.Baker 1.0, D.Bush 1.0, I.McGuire 1.0, G.Delpit 1.0, C.Thomas 0.5, A.Huntington 0.5, M.Graham 0.5  
**Team: 18.0, Opponents: 19.0**

<b>Rushing</b>	<b>No.</b>	<b>Yds</b>	<b>Avg</b>	<b>Long</b>	<b>TD</b>
Q.Judkins	109	467	4.3	46t	5
J.Ford	21	73	3.5	12	0
D.Sampson	25	51	2.0	7	0
D.Gabriel	6	17	2.8	8	0
J.Flacco	6	13	2.2	8	0
M.Corley	1	11	11.0	11	0
I.Bond	1	9	9.0	9	0
H.Fannin	2	4	2.0	3	0
R.Sanders	3	3	1.0	2	1
<b>Team</b>	<b>174</b>	<b>648</b>	<b>3.7</b>	<b>46t</b>	<b>6</b>
<b>Opponents</b>	<b>177</b>	<b>577</b>	<b>3.3</b>	<b>46</b>	<b>3</b>

<b>Receiving</b>	<b>No.</b>	<b>Yds</b>	<b>Avg</b>	<b>Long</b>	<b>TD</b>
H.Fannin	32	290	9.1	24	1
D.Njoku	23	223	9.7	23	1
J.Jeudy	22	257	11.7	33	0
J.Ford	20	77	3.9	17	0
D.Sampson	15	104	6.9	14	1
I.Bond	11	123	11.2	35	0
C.Tillman	11	106	9.6	25	2
Q.Judkins	9	62	6.9	18	0
J.Thrash	8	76	9.5	23	0
G.Larvadain	2	22	11.0	14	0
M.Corley	2	17	8.5	17	0
B.Whiteheart	2	4	2.0	4	0
L.Wypler	0	0	0.0	0	0
<b>Team</b>	<b>157</b>	<b>1361</b>	<b>8.7</b>	<b>35</b>	<b>5</b>
<b>Opponents</b>	<b>131</b>	<b>1345</b>	<b>10.3</b>	<b>41</b>	<b>12</b>

<b>Interceptions</b>	<b>No.</b>	<b>Yds</b>	<b>Avg</b>	<b>Long</b>	<b>TD</b>
T.Campbell	1	34	34.0	34t	1
G.Delpit	1	25	25.0	25	0
R.Hickman	1	16	16.0	16	0
D.Ward	1	13	13.0	13	0
R.Jenkins	1	9	9.0	9	0
<b>Team</b>	<b>5</b>	<b>97</b>	<b>19.4</b>	<b>34t</b>	<b>1</b>
<b>Opponents</b>	<b>6</b>	<b>104</b>	<b>17.3</b>	<b>61</b>	<b>0</b>

<b>Punting</b>	<b>No</b>	<b>Yds</b>	<b>Avg</b>	<b>Net</b>	<b>TB</b>	<b>In</b>	<b>Lg</b>	<b>B</b>
C.Bojorquez	38	1741	45.8	36.8	6	14	67	1
<b>Team</b>	<b>39</b>	<b>1741</b>	<b>44.6</b>	<b>36.8</b>	<b>6</b>	<b>14</b>	<b>67</b>	<b>1</b>
<b>Opponents</b>	<b>32</b>	<b>1620</b>	<b>50.6</b>	<b>45.5</b>	<b>3</b>	<b>11</b>	<b>77</b>	<b>0</b>

<b>Punt Returns</b>	<b>Ret</b>	<b>FC</b>	<b>Yds</b>	<b>Avg</b>	<b>Long</b>	<b>TD</b>
D.Carter	6	5	56	9.3	15	0
G.Larvadain	5	3	38	7.6	16	0
I.Bond	2	1	9	4.5	9	0
<b>Team</b>	<b>13</b>	<b>9</b>	<b>103</b>	<b>7.9</b>	<b>16</b>	<b>0</b>
<b>Opponents</b>	<b>16</b>	<b>3</b>	<b>186</b>	<b>11.6</b>	<b>65t</b>	<b>1</b>

<b>Kickoff Returns</b>	<b>No.</b>	<b>Yds</b>	<b>Avg</b>	<b>Long</b>	<b>TD</b>
D.Carter	11	274	24.9	32	0
J.Ford	8	181	22.6	26	0
D.Sampson	7	161	23.0	30	0
K.Davis	1	28	28.0	28	0
<b>Team</b>	<b>27</b>	<b>644</b>	<b>23.9</b>	<b>32</b>	<b>0</b>
<b>Opponents</b>	<b>25</b>	<b>648</b>	<b>25.9</b>	<b>40</b>	<b>0</b>

<b>Field Goals</b>	<b>1-19</b>	<b>20-29</b>	<b>30-39</b>	<b>40-49</b>	<b>50+</b>
A.Szmyt	0/0	0/0	7/8	1/1	2/3
<b>Team</b>	<b>0/0</b>	<b>0/0</b>	<b>7/8</b>	<b>1/1</b>	<b>2/3</b>
<b>Opponents</b>	<b>0/0</b>	<b>1/1</b>	<b>4/4</b>	<b>4/5</b>	<b>2/4</b>

Fumbles Lost: J.Flacco 2 **Total: 2**  
Opponent Fumble Recoveries: R.Jenkins 1, G.Delpit 1, M.Diabate 1 **Total: 3**

<b>Passing</b>	<b>Att</b>	<b>Cmp</b>	<b>Yds</b>	<b>Cmp%</b>	<b>Yds/Att</b>	<b>TD</b>	<b>TD%</b>	<b>Int</b>	<b>Int%</b>	<b>Long</b>	<b>Sack</b>	<b>Lost</b>	<b>Rating</b>
J.Flacco	160	93	815	58.1%	5.1	2	1.3%	6	3.8%	35	9/	54	60.3
D.Gabriel	107	64	546	59.8%	5.1	3	2.8%	0	0.0%	24	10/	60	82.5
<b>Team</b>	<b>267</b>	<b>157</b>	<b>1361</b>	<b>58.8%</b>	<b>5.1</b>	<b>5</b>	<b>1.9%</b>	<b>6</b>	<b>2.2%</b>	<b>35</b>	<b>19/</b>	<b>114</b>	<b>69.2</b>
<b>Opponents</b>	<b>200</b>	<b>131</b>	<b>1345</b>	<b>65.5%</b>	<b>6.7</b>	<b>12</b>	<b>6.0%</b>	<b>5</b>	<b>2.5%</b>	<b>41</b>	<b>18/</b>	<b>129</b>	<b>94.3</b>

DEFENSIVE STATISTICS

PLAYER	TACKLES					INTERCEPTIONS				FUMBLES			
	TOTAL	SOLO	ASST	SK	YDS	NO	YDS	LG	TD	PD	FF	FR	YDS
Carson Schwesinger	55	23	32	1	11	0	0	0	0	0	0	0	0
Devin Bush	51	30	21	1	9	0	0	0	0	3	1	0	0
Ronnie Hickman	41	23	18	0	0	1	16	16	0	2	0	0	0
Grant Delpit	32	18	14	1	6	1	25	25	0	3	0	1	0
Myles Garrett	25	16	9	5	36	0	0	0	0	0	0	0	0
Greg Newsome	23	18	5	0	0	0	0	0	0	3	0	0	0
Denzel Ward	20	16	4	0	0	1	13	13	0	5	0	0	0
Myles Harden	17	12	5	0	0	0	0	0	0	2	0	0	0
Alex Wright	17	10	7	2	13	0	0	0	0	0	1	0	0
Mason Graham	17	8	9	0.5	2.5	0	0	0	0	1	0	0	0
Maliek Collins	15	8	7	3.5	15.5	0	0	0	0	0	0	0	0
Isaiah McGuire	14	8	6	1	7	0	0	0	0	0	1	0	0
Jerome Baker	11	4	7	1	10	0	0	0	0	0	1	0	0
Shelby Harris	11	4	7	0	0	0	0	0	0	1	0	1	0
Mohamoud Diabate	8	4	4	0	0	0	0	0	0	0	0	0	0
Adin Huntington	8	2	6	0.5	4	0	0	0	0	0	0	0	0
Tyson Campbell	7	4	3	0	0	1	34	34	1	4	1	0	0
Joe Tryon	5	3	2	0	0	0	0	0	0	0	0	0	0
Rayshawn Jenkins	5	2	3	0	0	1	9	9	0	1	0	0	0
Cameron Thomas	5	1	4	0.5	5	0	0	0	0	0	0	0	0
Cameron Mitchell	1	0	1	0	0	0	0	0	0	0	1	0	0
Totals	393	218	175	18	129	5	97	34	1	25	6	2	0

SPECIAL TEAMS STATISTICS

PLAYER	TOTAL	SOLO	ASST	FF	FR	BLK
Rayshawn Jenkins	12	6	6	0	1	0
Tre Avery	5	1	4	0	0	0
Donovan McMillon	5	3	2	0	0	0
Grant Delpit	5	2	3	1	0	0
Jerome Baker	4	1	3	0	0	0
Carson Schwesinger	4	1	3	0	0	0
Easton Mescareneas-Arnold	4	1	3	0	0	0
Rex Sunahara	4	0	4	0	0	0
Joe Tryon-Shoyinka	3	2	1	0	0	0
Mohamoud Diabate	2	1	1	0	0	0
Adin Huntington	2	1	1	0	0	0
Blake Whiteheart	2	1	1	0	0	0
Myles Harden	3	1	2	0	0	0
Alex Wright	1	0	1	0	0	0
Ronnie Hickman	1	1	0	0	0	0
Kaden Davis	1	0	1	0	0	0
Malachi Corley	1	0	1	0	0	0
Devin Bush	1	1	0	0	0	0
DeAndre Carter	0	0	0	0	1	0
Shelby Harris	0	0	0	0	0	1
Totals	60	23	37	1	2	1

MISCELLANEOUS STATISTICS

PLAYER	TKL	FF	FR
Jerome Ford	1	0	0
Joel Bitonio	1	0	0
Jerry Jeudy	1	0	0
KT Leveston	1	0	0
Blake Whiteheart	0	0	1
Totals	4	0	1

DEFENSIVE/SPECIAL TEAMS SCORING STATISTICS

PLAYER	INT	FUM	KOR	PR
Tyson Cambell	1	0	0	0
(interception return)				
Totals	1	0	0	0

1ST DOWNS				DOWN CONV.				RUSHING				PASS				TDs				FUM				PEN		POINTS					
OPP	T	R	Pass	Pen.	3rd	4th	Net Yds.	Plays	Net	Att.	Avg.	Net	Skt-Yds.	Gross	A	C	TD	INT	R	P	Ret.	M	A	No.	Yds.	No.	Avg.	POSS.			
vs. CIN (9/7)	22	5	13	4	9-16-56.2%	2-3-66.7%	327	71	49	24	2.0	278	2-12	290	45	31	2	2	1	1	0	1	2	0	0	7	53	3	41.0	35/49	
at BAL (9/14)	17	7	10	0	7-18-38.9%	1-3-33.3%	322	72	115	22	5.2	207	2-11	218	48	28	2	1	0	2	0	1	1	1	1	6	42	6	37.2	31/49	
vs. GB (9/21)	15	5	7	3	4-13-30.8%	1-2-50%	221	57	96	19	5.1	125	2-17	142	36	21	1	1	1	0	0	2	2	0	0	8	90	6	48.5	25/46	
at DET (9/28)	16	7	8	1	3-14-21.4%	1-1-100%	249	65	79	27	2.9	170	3-14	184	35	16	1	2	1	0	0	1	2	2	1	6	44	7	44.9	31/44	
vs. MIN (10/5)	17	8	9	0	3-15-20%	3-3-100%	322	67	140	32	4.4	182	2-8	190	32	19	2	0	0	2	0	1	1	0	0	10	78	8	45.0	30/29	
at PIT (10/12)	20	6	10	4	6-17-35.3%	2-4-50%	248	75	65	17	3.8	183	6-38	221	52	29	0	0	0	0	0	3	3	0	0	6	44	4	49.5	28/08	
vs. MIA (10/19)	15	5	6	4	4-11-36.4%	0-0-0%	206	53	104	33	3.9	102	2-14	116	18	13	3	0	3	0	0	1	1	1	0	5	37	6	43.0	31/45	
at NE (10/26)																															
at NYJ (11/9)																															
vs. BAL (11/16)																															
at LV (11/23)																															
vs. SF (11/30)																															
vs. TEN (12/7)																															
at CHI (12/15)																															
vs. BUF (12/21)																															
vs. PIT (12/28)																															
at CIN (1/4)																															
TOTAL		122	43	63	16	36-104-34.6%	8-12-75%	1,895	460	648	174	3.9	1,247	19-114	1,361	266	157	11	8	6	5	0	10	12	4	2	48	388	40	44.2	205/30

OPP	1ST DOWNS			DOWN CONV.			RUSHING			PASS			TDs			FUM			PEN			POINTS									
	T	R	Pass	Pen.	3rd	4th	Net Yds.	Plays	Net	Att.	Avg.	Net	Skt-d.Yds.	Gross	A	C	TD	INT	R	P	Ret.	M	A	No.	Yds.	No.	Avg.	POSS.			
vs. CIN (9/7)	11	3	7	1	7-14-50%	0-0-0%	141	49	46	23	2.0	95	3-18	113	23	14	2	0	1	1	0	1	1	0	0	7	33	6	52.7	241.1	
at BAL (9/14)	14	2	10	2	3-12-25%	1-1-100%	242	53	45	21	2.1	197	3-28	225	29	19	4	0	0	4	0	2	2	1	0	6	28	5	51.8	281.1	
vs. GB (9/21)	14	4	8	2	10-18-55.6%	0-0-0%	230	61	81	31	2.6	149	5-34	183	25	18	1	1	0	1	0	1	2	1	0	14	75	5	53.0	341.4	
at DET (9/28)	16	6	8	2	6-14-42.9%	0-1-0%	277	56	109	29	4.9	168	0-0	168	27	16	4	1	1	2	1	2	2	0	0	6	35	5	44.2	281.6	
vs. MIN (10/5)	20	4	4	2	3-9-33.3%	0-0-0%	349	61	97	23	5.7	252	3-16	268	35	26	3	0	2	1	0	0	1	2	2	7	50	5	57.2	293.1	
at PIT (10/12)	19	7	11	1	5-13-38.5%	0-0-0%	335	58	100	28	5.8	235	0-0	235	30	21	2	0	0	2	0	3	4	1	0	10	59	2	42.0	31.52	
vs. MIA (10/19)	12	3	7	2	1-13-77%	2-4-50%	219	57	99	22	3.8	120	4-33	155	31	17	0	3	0	0	0	2	2	2	6	1	11	103	4	47.3	281.5
at NE (10/26)																															
at NYJ (11/9)																															
vs. BAL (11/16)																															
at LV (11/23)																															
vs. SF (11/30)																															
vs. TEN (12/7)																															
at CHI (12/15)																															
vs. BUF (12/21)																															
vs. PIT (12/28)																															
at CIN (1/4)																															
TOTAL	106	29	55	12	35-93-37.6%	3-6-50%	1,793	395	468	177	3.9	1,116	18-129	1,347	200	131	16	5	3	11	1	11	14	11	3	61	383	32	49.7	204-30	

WEEK 1



BENGALS 17  
BROWNS 16  
Sept. 7, 2025  
Huntington Bank Field, Cleveland, Ohio



TEAM	1	2	3	4	F
Cincinnati	7	7	3	0	17
Cleveland	0	10	6	0	16

SCORING SUMMARY

TEAM	Q	TIME	PLAY
Bengals	1	7:32	C. Brown 5 yd run (E. McPherson kick). (12-68; 7:28)
Browns	2	12:42	R. Sanders 1 yd run (A. Szmyt kick). (16-67; 9:50)
Bengals	2	4:18	N. Fant 1 yd pass from J. Burrow (E. McPherson kick). (8-54; 4:13)
Browns	2	1:30	A. Szmyt 45 yd FG. (11-51; 3:55)
Browns	3	7:20	C. Tillman 5 yd pass from J. Flacco (A. Szmyt XP kick failed). (13-69; 7:40)
Bengals	3	2:48	E. McPherson 35 yd FG. (7-17; 2:05)

TEAM STATISTICS

	CIN	CLE
FIRST DOWNS:	11	22
TIME OF POSSESSION:	24:11	35:49
TOTAL NET YARDS: (RU/PA):	141 (46/95)	327(49/278)
SACKS/YARDS	3/18	2/12
PUNTS/AVERAGE:	6-52.7	2-48.5
PENALTIES/YARDS:	7/33	7/53
FUMBLES/LOST:	0/0	0/0

INDIVIDUAL STATISTICS

**PASSING:** CIN: J. Burrow 23-14-113 (1 TD); CLE: J. Flacco 45-31-290 (1 TD).  
**RUSHING:** CIN: C.Brown 21-43 (1 TD), J.Burrow 2-3; CLE: D. Sampson 12-29, J. Ford 6-8, J. Flacco 2-6, H. Fannin Jr. 1-3, R. Sanders 3-3 (1 TD).  
**RECEIVING:** CIN: N. Fant 4-26 (1 TD), T. Higgins 3-33, J. Chase 2-26, C. Brown 2-8, S. Perine 2-6, M. Gesicki 1-14 CLE: D. Sampson 8-64, H. Fannin Jr. 7-63, J. Jeudy 5-66, C. Tillman 5-52 (1 TD), D. Njoku 3-37, J. Thrash 1-6, I. Bond 1-5, J. Ford 1-(-3)



WEEK 2



BROWNS 17  
RAVENS 41  
Sept. 14, 2025  
M&T Bank Stadium, Baltimore, Md.



TEAM	1	2	3	4	F
Cleveland	0	3	7	7	17
Baltimore	3	7	10	21	41

SCORING SUMMARY

TEAM	Q	TIME	PLAY
Ravens	1	3:06	T. Loop 43 yd FG. (8-24; 3:39)
Ravens	2	11:13	T. Wallace 15 yd pass from L. Jackson (T. Loop kick). (2-24; 0:53)
Browns	2	0:29	A. Szmyt 38 yd FG. (7-28; 1:24)
Ravens	3	12:26	T. Loop 32 yd FG. (7-51; 2:34)
Ravens	3	10:09	D. Walker 2 yd pass from L. Jackson (T. Loop kick). (4-5; 1:20)
Browns	3	5:02	C. Tillman 18 yd pass from J. Flacco (A. Szmyt kick). (11-71;5:07)
Ravens	4	13:26	D. Walker 24 yd pass from L. Jackson
Ravens	4	8:19	R. Smith 63 yd opponent fumble return
Ravens	4	4:43	D. Hopkins 23 yd pass from L. Jackson
Browns	4	1:50	D. Sampson 8 yd pass from D. Gabriel (7-65; 2:53)

TEAM STATISTICS


	BAL	CLE
FIRST DOWNS:	14	17
TIME OF POSSESSION:	28:11	31:49
TOTAL NET YARDS: (RU/PA):	242 (45/197)	322 (115/207)
SACKS/YARDS	3/28	2/11
PUNTS/AVERAGE:	5-51.8	6/37.2
PENALTIES/YARDS:	6/28	6/42
FUMBLES/LOST:	1/0	1/1

INDIVIDUAL STATISTICS


**PASSING:** BAL: L. Jackson 29-19-225 (4 TD); CLE: J. Flacco 45-25-199 (1 TD); D. Gabriel 3-3-19 (1 TD)  
**RUSHING:** BAL: D. Henry 11-23; L. Jackson 2-13; J. Hill 3-7; Z. Flowers 1-4; M. Andrews 1-2; C. Rush 3-(-4); CLE: Q. Judkins 10-61; J. Ford 6-31; I. Bond 1-9; J. Flacco 1-8; D. Sampson 4-6  
**RECEIVING:** BAL: Z. Flowers 7-75; J. Hill 3-18; D. Hopkins 2-64; D. Walkers 2-26; T. Wallace 2-25; R. Bateman 2-15; M. Andrews 1-2; CLE: H. Fannin Jr. 5-48; J. Ford 5-23, J. Jeudy 4-51; D. Njoku 4-40; D. Sampson 3-13; Q. Judkins 3-10; C. Tillman 2-22; I. Bond 1-6; J. Thrash 1-5



WEEK 3



PACKERS 10  
BROWNS 13  
Sept. 21, 2025  
Huntington Bank Field, Cleveland, Ohio



TEAM	1	2	3	4	F
Green Bay	0	3	7	0	10
Cleveland	0	0	0	13	13

SCORING SUMMARY

TEAM	Q	TIME	PLAY
Packers	2	14:53	B. McManus 39 yd FG. (13-43; 7:23)
Packers	3	3:23	J. FitzPatrick 3 yd pass from Jordan Love (B. McManus kick). (14-71; 7:41)
Browns	4	3:38	A. Szmyt 35 yd FG. (12-63; 5:48)
Browns	4	3:01	Q. Judkins 1 yd run (Andre Szmyt kick). (1-4; 0:07)
Browns	4	0:00	Andre Szmyt 55 yd FG. (5-16; 0:21)

TEAM STATISTICS


	GB	CLE
FIRST DOWNS:	14	15
TIME OF POSSESSION:	34:14	25:46
TOTAL NET YARDS: (RU/PA):	230 (81/149)	221 (96/125)
SACKS/YARDS	5/34	2/17
PUNTS/AVERAGE:	5/53.0	6/48.5
PENALTIES/YARDS:	14/75	8/90
FUMBLES/LOST:	1/0	0/0

INDIVIDUAL STATISTICS


**PASSING:** GB: J. Love 25-18-183 (1 TD); CLE: J. Flacco 36-21-142 (0 TD)  
**RUSHING:** GB: J. Jacobs 16-30; E. Wilson 6-25; J. Love 4-18; M. Golden 3-9; S. Williams 2-(-1); CLE: Q. Judkins 18-94; D. Sampson 1-2  
**RECEIVING:** GB: J. Jacobs 5-44; M. Golden 4-52; T. Kraft 3-29; R. Doubs 2-25; D. Wicks 2-21; J. Fitzpatrick 2-12; CLE: D. Njoku 5-40; J. Ford 4-10; C. Tillman 3-26; H. Fannin Jr. 3-25; I. Bond 2-16; J. Thrash 2-7; J. Jeudy 1-17; Q. Judkins 1-1



WEEK 4



BROWNS 10  
LIONS 34  
Sept. 28, 2025  
Ford Field, Detroit, Mich.



TEAM	1	2	3	4	F
Cleveland	7	0	3	0	10
Detroit	7	13	0	14	34

SCORING SUMMARY

TEAM	Q	TIME	PLAY
Browns	1	5:36	Q. Judkins 1 yd run (A. Szmyt kick). (13-88; 7:10)
Lions	1	3:20	J. Gibbs 8 yd run (J. Bates kick). (5-65; 2:16)
Lions	2	14:17	J. Bates 48 yd FG. (5-16; 2:32)
Lions	2	3:00	A. Brown 2 yd pass from Jared Goff (J. Bates kick). (3-5; 1:26)
Lions	2	0:08	J. Bates 58 yd FG. (6-44; 0:47)
Browns	3	6:44	A. Szmyt 33 yd FG. (8-27; 3:32)
Lions	4	13:40	K. Raymond 65 yd punt return (J. Bates kick)
Lions	4	4:04	A. Brown 8 yd pass from Jared Goff (J. Bates kick). (6-20; 2:58)

TEAM STATISTICS

	CLE	DET
FIRST DOWNS:	16	16
TIME OF POSSESSION:	31:44	28:16
TOTAL NET YARDS: (RU/PA):	249 (79/170)	277 (109/168)
SACKS/YARDS	3/14	0/0
PUNTS/AVERAGE:	7/44.9	5/44.2
PENALTIES/YARDS:	6/44	6/35
FUMBLES/LOST:	2/1	0/0

INDIVIDUAL STATISTICS

**PASSING:** CLE: J. Flacco 34-16-184; D. Gabriel 1-0-0 DET: J.Goff 27-16-168 (2 TD)  
**RUSHING:** CLE: Q. Judkins 21-82; H. Fannin Jr. 1-1; J. Ford 1-(-1); J. Flacco 3-(-1); D. Sampson 1-(-2); DET: J. Gibbs 15-91; D. Montgomery 9-12; J. Saylor 2-11; K. Allen 2-(-2); J. Williams 1-(-3)  
**RECEIVING:** CLE: Q. Judkins 4-33; I. Bond 3-58; J. Jeudy 3-48; H. Fannin Jr. 2-24; D. Njoku 2-11; C. Tillman 1-6; J. Ford 1-4; DET: A. Brown 7-70; S. LaPorta 3-39; J. Williams 2-40; K. Raymond 2-13; J. Gibbs 2-6



WEEK 5



VIKINGS 21  
BROWNS 17  
Oct. 5, 2025

Tottenham Hotspur Stadium, London, UK



TEAM	1	2	3	4	F
Minnesota	7	0	7	7	21
Cleveland	7	3	7	0	17

SCORING SUMMARY

TEAM	Q	TIME	PLAY
Browns	1	6:49	H. Fannin Jr. 1 yd. pass from D. Gabriel (A. Szmyt kick). (7-47; 3:28)
Vikings	1	2:30	J. Oliver 32 yd. pass from C. Akers (W. Reichard kick). (8-82; 4:19)
Browns	2	0:09	A. Szmyt 31 yd. Field Goal (14-53; 2:21)
Vikings	3	11:11	J. Mason 3 yd. run (W. Reichard kick). (8-71; 3:49)
Browns	3	3:05	D. Njoku 9 yd. pass from D. Gabriel (A. Szmyt kick). (13-69; 8:06)
Vikings	4	0:25	J. Addison 12 yd. pass from C. Wentz (W. Reichard kick). (10-80; 2:40)

TEAM STATISTICS

	MIN	CLE
FIRST DOWNS:	20	22
TIME OF POSSESSION:	29:31	35:49
TOTAL NET YARDS: (RU/PA):	349 (97/252)	322 (140/182)
SACKS/YARDS	3/16	2/8
PUNTS/AVERAGE:	5-57.2	8-45.0
PENALTIES/YARDS:	7/50	10/78
FUMBLES/LOST:	2/2	0/0

INDIVIDUAL STATISTICS

**PASSING: MIN:** C. Wentz 34-25-236, 1 TD; C. Akers 1-1-32, 1 TD; **CLE:** D. Gabriel 33-19-190, 2 TD.  
**RUSHING: MIN:** J. Mason 13-52 (1 TD); Z. Scott 5-18, J. Nailor 1-15, C. Wentz 3-13, M. Brosmer 1-(-1); **CLE:** Q. Judkins 23-110; J. Ford 5-18; M. Corley 1-11; D. Gabriel 2-5; D. Sampson 1-(-4).  
**RECEIVING: MIN:** J. Jefferson 7-123; T. Hockenson 6-38; J. Addison 5-41 (1 TD); J. Nailor 3-27; J. Mason 3-4; J. Oliver 2-35 (1 TD); **CLE:** D. Njoku 6-67 (1 TD); H. Fannin Jr. 4-13 (1 TD); I. Bond 2-29; J. Ford 2-20; J. Jeudy 2-15; J. Thrash 1-22; Q. Judkins 1-18; D. Sampson 1-6.



WEEK 6



BROWNS 9  
STEELERS 23  
Oct. 12, 2025

Acrisure Stadium, Pittsburgh, Pa.



TEAM	1	2	3	4	F
Cleveland	0	3	3	3	9
Pittsburgh	3	6	7	7	23

SCORING SUMMARY

TEAM	Q	TIME	PLAY
Steelers	1	10:55	C. Boswell 44 yd. Field Goal (8-46; 4:05)
Steelers	2	11:01	C. Boswell 50 yd. Field Goal (11-39; 4:05)
Steelers	2	3:38	C. Boswell 48 yd. Field Goal (10-49; 5:19)
Browns	2	0:00	A. Szmyt 31 yd. Field Goal (16-72; 3:38)
Steelers	3	7:46	C. Heyward 12 yd pass from A. Rodgers (C. Boswell kick) (10-79; 6:02)
Browns	3	4:08	A. Szmyt 53 yd. Field Goal (9-34; 3:38)
Steelers	4	14:55	D. Metcalf 25 yd. pass from A. Rodgers (C. Boswell kick) (7-73; 4:13)
Browns	4	9:29	A. Szmyt 32 yd. Field Goal (18-54; 5:26)

TEAM STATISTICS


	CLE	PIT
FIRST DOWNS:	20	19
TIME OF POSSESSION:	28:08	31:52
TOTAL NET YARDS: (RU/PA):	248 (65/183)	335 (100/235)
SACKS/YARDS	6/38	0/0
PUNTS/AVERAGE:	4/49.5	2/42
PENALTIES/YARDS:	6/44	10/59
FUMBLES/LOST:	0/0	1/1

INDIVIDUAL STATISTICS

**PASSING: CLE:** D. Gabriel 52-29-221; **PIT:** A. Rodgers 30-21-235, 2 TD.  
**RUSHING: CLE:** Q. Judkins 12-36; J. Ford 2-17; D. Sampson 3-12; **PIT:** J. Warren 11-52; K. Gainwell 6-22; K. Johnson 6-15; J. Smith 1-10; A. Rodgers 1-1; M. Rudolph 3-0.  
**RECEIVING: CLE:** H. Fannin Jr. 7-81; J. Jeudy 5-43; J. Ford 5-13; D. Njoku 3-28; G. Larvadain 2-22; J. Thrash 2-13; D. Sampson 2-12; I. Bond 2-9; B. Whiteheart 1-0; **PIT:** K. Gainwell 6-14; D. Metcalf 4-95 (1 TD); D. Washington 3-62; J. Smith 3-18; J. Warren 2-11; C. Heyward 1-12 (1 TD); R. Wilson 1-12; P. Freiermuth 1-11.




WEEK 7



DOLPHINS 6  
BROWNS 31

Oct. 19, 2025

Huntington Bank Field, Cleveland, Ohio



TEAM	1	2	3	4	F
Miami	0	6	0	0	6
Cleveland	3	14	7	7	31

SCORING SUMMARY

TEAM Q TIME PLAY

Browns	1	2:17	A. Szmyt 30 yd. Field Goal (11-57; 6:43)
Dolphins	2	14:14	R. Patterson 33 yd. Field Goal (6-62; 3:03)
Browns	2	11:19	Q. Judkins 46 yd. run (A. Szmyt kick) (5-83; 2:55)
Browns	2	6:03	Q. Judkins 3 yd. run (A. Szmyt kick) (10-46; 5:10)
Dolphins	2	0:00	R. Patterson 26 yd. Field Goal (9-32; 2:53)
Browns	3	14:48	T. Campbell 34 yd. interception return (A. Szmyt kick)
Browns	4	10:56	Q. Judkins 2 yd. run (A. Szmyt kick) (1-2; 0:03)

TEAM STATISTICS

	MIA	CLE
FIRST DOWNS:	12	15
TIME OF POSSESSION:	28:15	31:45
TOTAL NET YARDS: (RU/PA):	219 (99/120)	206 (104/102)
SACKS/YARDS	4/33	2/14
PUNTS/AVERAGE:	4/47.3	6/43.0
PENALTIES/YARDS:	11/103	5/37
FUMBLES/LOST:	6/1	1/0

INDIVIDUAL STATISTICS

**PASSING:** MIA: T. Tagovailoa 32-12-100; Q. Ewers 8-5-53; CLE: D. Gabriel 18-13-116.  
**RUSHING:** MIA: D. Achane 13-82; O. Gordon II 5-11; T. Tagovailoa 3-6; Q. Ewers 1-0; CLE: Q. Judkins 25-84 (3 TD); D. Gabriel 4-12; D. Sampson 3-8; J. Ford 1-0.  
**RECEIVING:** MIA: M. Washington 5-30; N. Westbrook-Ikhine 3-16; D. Achane 3-16; D. Eskridge 2-45; T. Conner 1-28; O. Gordon II 1-2; J. Hill 1-1. CLE: H. Fannin Jr. 4-36; J. Jeudy 2-17; M. Corley 2-17; J. Ford 2-10; J. Thrash 1-23; D. Sampson 1-9; B. Whiteheart 1-4.



2025 BROWNS W-L RECORD BREAKDOWN

	2025 SEASON				2024 SEASON			
	OVERALL	VS. AFCN	HOME	ROAD	OVERALL	VS. AFCN	HOME	ROAD
Overall	2-5	0-3	2-2	0-3	3-14	2-4	2-6	1-7
On grass	2-3	0-2	2-1	0-2	3-14	2-4	2-6	1-7
On artificial surfaces	0-2	0-0	0-1	0-1	0-1	0-0	0-0	0-1
When scoring first	2-2	0-0	1-1	0-1	2-3	1-0	1-2	1-1
When opponent scores first	1-3	0-3	1-1	0-2	1-11	1-4	1-4	0-6
In overtime	0-0	0-0	0-0	0-0	0-0	0-0	0-0	0-0
When leading after first quarter	2-0	0-0	1-0	0-0	1-1	1-0	1-0	1-1
When leading at halftime	1-1	0-0	1-1	0-0	2-0	1-0	1-0	1-0
When leading after third quarter	1-1	0-0	1-1	0-0	3-0	2-0	2-0	1-0
When trailing after first quarter	1-3	0-3	1-1	0-2	0-9	0-4	0-5	0-4
When trailing at halftime	1-4	0-3	1-1	0-3	1-11	1-4	1-6	0-5
When trailing after third quarter	1-4	0-3	1-1	0-3	0-12	0-4	0-6	0-6
When tied at halftime	0-0	0-0	0-0	0-0	0-2	0-0	0-0	0-2
On Sunday	2-5	0-3	2-2	0-3	2-12	1-3	1-6	1-6
On Monday	0-0	0-0	0-0	0-0	0-1	0-0	0-0	0-1
On Thursday	0-0	0-0	0-0	0-0	1-0	1-0	1-0	0-0
On Saturday	0-0	0-0	0-0	0-0	0-1	0-1	0-0	0-0
Day games (before 5 p.m.)	2-5	0-3	2-2	0-3	2-13	1-4	1-6	1-6
Night games (after 5 p.m.)	0-0	0-0	0-0	0-0	1-1	1-0	1-0	0-1
When CLE had 100-yard rusher	0-1	0-0	0-1	0-0	0-0	0-0	0-0	0-0
When CLE had 100-yard receiver	0-0	0-0	0-0	0-0	0-3	0-0	0-1	0-2
When CLE had 300-yard passer	0-0	0-0	0-0	0-0	1-2	0-0	1-0	0-2
When OPP had 100-yard rusher	0-0	0-0	0-0	0-0	0-1	0-0	0-0	0-1
When OPP had 100-yard receiver	0-1	0-0	0-1	0-0	1-6	1-0	1-0	0-3
When OPP had 300-yard passer	0-0	0-0	0-0	0-0	0-0	0-0	0-0	0-0

2025 REPLAYS AND CHALLENGES

{2025 BROWNS CHALLENGES}

BROWNS CHALLENGES (1/1)

DATE	OPP.	TIME	INITIAL CALL	DECISION
9/14	at Bal	5:33	J. Flacco pass incomplete short right to H. Fannin Jr.	Reversed

OPPONENT CHALLENGES (2/2)

DATE	OPP.	TIME	INITIAL CALL	DECISION
9/21	vs. GB	10:52	J. Love sacked at GB 11 for -7 yards by C. Schwesinger (GB challenged the too many players on the field ruling)	Reversed
10/5	vs. MIN	4:17	D.Gabriel pass deep right to J. Jeudy to MIN 49 for 17 yards.	Reversed

2025 STARTING LINEUPS AND INACTIVES

OFFENSIVE GAME-BY-GAME STARTERS

GAME	OPP.	WR	LT	LG	C	RG	RT	TE	WR	TE	QB	RB
9/7	CIN	J. Jeudy	D. Jones	J. Bitonio	E. Pocic	W. Teller	J. Conklin	D. Njoku	C. Tillman	H. Fannin Jr.	J. Flacco	D. Sampson
9/14	at BAL	J. Jeudy	D. Jones	J. Bitonio	E. Pocic	W. Teller	C. Lucas	D. Njoku	C. Tillman	H. Fannin Jr.	J. Flacco	Q. Judkins
9/21	GB	J. Jeudy	C. Lucas	J. Bitonio	E. Pocic	W. Teller	D. Jones	D. Njoku	C. Tillman	I. Bond (WR)	J. Flacco	Q. Judkins
9/28	at DET	J. Jeudy	K. Leveston	J. Bitonio	E. Pocic	W. Teller	C. Lucas	D. Njoku	C. Tillman	H. Fannin Jr.	J. Flacco	Q. Judkins
10/5	MIN	J. Jeudy	K. Leveston	J. Bitonio	E. Pocic	W. Teller	J. Conklin	D. Njoku	J. Thrash	H. Fannin Jr.	D. Gabriel	Q. Judkins
10/12	at PIT	J. Jeudy	C. Robinson	J. Bitonio	E. Pocic	W. Teller	J. Conklin	D. Njoku	B. Whiteheart (TE)	H. Fannin Jr.	D. Gabriel	Q. Judkins
10/19	MIA	J. Jeudy	C. Robinson	J. Bitonio	E. Pocic	W. Teller	C. Lucas	B. Whiteheart	L. Wypler (T)	H. Fannin Jr.	D. Gabriel	Q. Judkins
10/26	at NE											
11/9	at NYJ											
11/16	BAL											
11/23	at LV											
11/30	at SF											
12/7	TEN											
12/14	at CHI											
12/21	BUF											
12/28	PIT											
1/4	CIN											

DEFENSIVE GAME-BY-GAME STARTERS

GAME	OPP.	DE	DT	DT	DE	LB	LB	LB	CB	CB	S	S
9/7	CIN	M. Garrett	M. Collins	M. Graham	I. McGuire	C. Schwesinger	D. Bush	J. Baker	G. Newsome	D. Ward	G. Delpit	R. Hickman
9/14	at BAL	M. Garrett	M. Collins	M. Graham	I. McGuire	C. Schwesinger	D. Bush	M. Harden (CB)	G. Newsome	D. Ward	G. Delpit	R. Hickman
9/21	GB	M. Garrett	M. Collins	M. Graham	I. McGuire	C. Schwesinger	D. Bush	M. Harden (CB)	G. Newsome	D. Ward	G. Delpit	R. Hickman
9/28	at DET	M. Garrett	M. Collins	M. Graham	I. McGuire	C. Schwesinger	D. Bush	M. Harden (CB)	G. Newsome	D. Ward	G. Delpit	R. Hickman
10/5	MIN	M. Garrett	M. Collins	M. Graham	I. McGuire	C. Schwesinger	D. Bush	J. Baker	G. Newsome	D. Ward	G. Delpit	R. Hickman
10/12	at PIT	M. Garrett	M. Collins	M. Graham	A. Wright	C. Schwesinger	D. Bush	M. Diabate	T. Campbell	D. Ward	G. Delpit	R. Hickman
10/19	MIA	M. Garrett	M. Collins	M. Graham	A. Wright	C. Schwesinger	D. Bush	J. Baker	T. Campbell	D. Ward	G. Delpit	R. Hickman
10/26	at NE											
11/9	at NYJ											
11/16	BAL											
11/23	at LV											
11/30	at SF											
12/7	TEN											
12/14	at CHI											
12/21	BUF											
12/28	PIT											
1/4	CIN											

GAME-BY-GAME INACTIVES

GAME	OPP.	
9/7	CIN	QB S. Sanders, DT. M. Hall Jr., G Z. Zinter, T K. Leveston, WR G. Larvadain
9/14	at BAL	QB S. Sanders, RB R. Sanders, DT M. Hall Jr., G Z. Zinter, T J. Conklin
9/21	GB	QB S. Sanders, RB R. Sanders, DT M. Hall Jr., G Z. Zinter, T J. Conklin, S D. Kazee, CB C. Mitchell
9/28	at DET	QB S. Sanders, RB R. Sanders, DT M. Hall Jr., T J. Conklin, T T. Munford Jr., S D. Kazee, CB C. Mitchell
10/5	MIN	QB S. Sanders, RB R. Sanders, DT M. Hall Jr., T T. Munford Jr., S D. Kazee, T Z. Zinter, T C. Lucas
10/12	at PIT	CB J. Bernard-Converse, RB R. Sanders, DT M. Hall Jr., T T. Munford Jr., G Z. Zinter, T C. Lucas
10/19	MIA	CB J. Bernard-Converse, RB R. Sanders, DT M. Hall Jr., T J. Conklin, TE D. Njoku
10/26	at NE	
11/9	at NYJ	
11/16	BAL	
11/23	at LV	
11/30	at SF	
12/7	TEN	
12/14	at CHI	
12/21	BUF	
12/28	PIT	
1/4	CIN	

2025 DEFENSIVE GAME-BY-GAME STATS

INTERCEPTIONS						
GAME	OPP.	NO.	YARDS	LG	TD	PLAYERS
9/7	CIN	0	0	0	0	N/A
9/14	at BAL	0	0	0	0	N/A
9/21	GB	1	25	25	0	G. Delpit
9/28	at DET	1	13	13	0	D. Ward
10/5	MIN	0	0	0	0	N/A
10/12	at PIT	0	0	0	0	N/A
10/19	MIA	3	59	34	1	T. Campbell, R. Hickman, R. Jenkins
10/26	at NE					
11/9	at NYJ					
11/16	BAL					
11/23	at LV					
11/30	SF					
12/7	TEN					
12/15	at CHI					
12/21	BUF					
12/28	PIT					
1/4	at CIN					
TOTALS		5	97	34	1	

FUMBLES						
FUMBLES FORCED				FUMBLES RECOVERED		
GAME	OPP.	NO.	PLAYERS	NO.	PLAYERS	
9/7	CIN	0	N/A	0	N/A	
9/14	at BAL	1	C. Mitchell	0	N/A	
9/21	GB	1	D. Bush	0	N/A	
9/28	at DET	0	N/A	0	N/A	
10/5	MIN	2	A. Wright, I. McGuire	2	G. Delpit, M. Diabate	
10/12	at PIT	1	T. Campbell	0	N/A	
10/19	MIA	2	J. Baker, G. Delpit	1	R. Jenkins	
10/26	at NE					
11/9	at NYJ					
11/16	BAL					
11/23	at LV					
11/30	SF					
12/7	TEN					
12/15	at CHI					
12/21	BUF					
12/28	PIT					
1/4	at CIN					
TOTALS		7		3		

QUARTERBACK SACKS				
GAME	OPP.	NO.	YARDS	PLAYERS
9/7	CIN	3.0	18	M. Garrett (2.0), I. McGuire (1.0)
9/14	at BAL	3.0	28	M. Garrett (1.5), D. Bush (1.0), C. Thomas (0.5)
9/21	GB	5.0	34	M. Collins (1.5), A. Wright (1.0), C. Schwesinger (1.0), M. Garrett (0.5), M. Graham (0.5), A. Huntington (0.5)
9/28	at DET	0.0	0	N/A
10/5	MIN	3.0	16	M. Collins (2.0), A. Wright (1.0)
10/12	at PIT	0.0	0	N/A
10/19	MIA	4.0	33	M. Garrett (1.0), G. Delpit (1.0), J. Baker (1.0), D. McMillon (1.0)
10/26	at NE			
11/9	at NYJ			
11/16	BAL			
11/23	at LV			
11/30	SF			
12/7	TEN			
12/15	at CHI			
12/21	BUF			
12/28	PIT			
1/4	at CIN			
TOTAL		18.0	129	

2025 CLEVELAND BROWNS INDIVIDUAL BESTS

BROWNS

LONGEST RUN FROM SCRIMMAGE:	46, Q. Judkins, vs. MIA (10/19)
LONGEST TOUCHDOWN RUN:	46, Q. Judkins, vs. MIA (10/19)
LONGEST PASS COMPLETION:	35, I. Bond, vs. DET (9/28)
LONGEST TOUCHDOWN PASS:	18, C. Tillman, at BAL (9/14)
LONGEST PUNT RETURN:	16, G. Larvadain, vs. MIN (10/5)
LONGEST KICKOFF RETURN:	32, D. Carter, at DET (9/28)
MOST INTERCEPTIONS:	1, G. Delpit, vs. GB (9/21); D. Ward, at DET (9/28); T. Campbell, R. Hickman, R. Jenkins vs. MIA (10/19)
LONGEST INTERCEPTION RETURN:	34, T. Campbell, vs. MIA (10/19)
LONGEST PUNT:	67, C. Bojorquez, at PIT (10/12)
LONGEST FIELD GOAL:	55, A. Szmyt, vs. GB (9/21)
MOST RUSHING ATTEMPTS:	25, Q. Judkins, vs. MIA (10/19)
MOST RUSHING YARDS:	110, Q. Judkins, vs. MIN (10/5)
MOST PASS ATTEMPTS:	52, D. Gabriel at PIT (10/12)
MOST PASS COMPLETIONS:	31, J. Flacco, vs. CIN (9/7)
MOST YARDS PASSING:	290, J. Flacco, vs. CIN (9/7)
MOST RECEPTIONS:	8, D. Sampson vs. CIN (9/17)
MOST YARDS RECEIVING:	81, H. Fannin Jr. (10/12)
MOST INTERCEPTIONS THROWN:	2, J. Flacco, vs. CIN (9/7); J. Flacco, at DET (9/28)
MOST RUSHING TOUCHDOWNS:	3, Q. Judkins, vs. MIA (10/19)
MOST TOUCHDOWN PASSES:	2, D. Gabriel, vs. MIN (10/5)
MOST TOUCHDOWN RECEPTIONS:	1, C. Tillman, vs. CIN (9/7); 1, C. Tillman at BAL (9/14); D. Sampson, at BAL (9/14); 1, D. Njoku vs. MIN (10/5); H. Fannin vs. MIN (10/5)
MOST QB SACKS:	2.0, M. Garrett, vs. CIN (9/7); M. Collins, vs. MIN (10/5)

OPPONENTS

LONGEST RUN FROM SCRIMMAGE:	46, D. Achane, vs. MIA (10/19)
LONGEST TOUCHDOWN RUN:	5, C. Brown, vs. CIN (9/7)
LONGEST PASS COMPLETION:	40, D. Eskridge vs. MIA (10/19)
LONGEST TOUCHDOWN PASS:	25, D. Metcalf, at PIT (10/12)
LONGEST PUNT RETURN:	65, K. Raymond, at DET (9/28)
LONGEST KICKOFF RETURN:	40, M. Washington, vs. MIA (10/19)
MOST INTERCEPTIONS:	1, N. Wiggins, at BAL (9/14); X. McKinney, vs. GB (9/21); D. Reed, at DET (9/28), K. Joseph, at DET (9/28)
LONGEST INTERCEPTION RETURN:	34, D. Reed, at DET (9/28)
LONGEST PUNT:	77, R. Wright vs. MIN (10/5)
LONGEST FIELD GOAL:	58, J. Bates, at DET (9/28)
MOST RUSHING ATTEMPTS:	21, C. Brown, vs. CIN (9/7)
MOST RUSHING YARDS:	123, J. Jefferson, vs. MIN (10/5)
MOST PASS ATTEMPTS:	34, C. Wentz, vs. MIN (10/5)
MOST PASS COMPLETIONS:	27, S. LaPorta, at DET (9/28)
MOST YARDS PASSING:	236, C. Wentz, vs. MIN (10/5)
MOST RECEPTIONS:	7, Z. Flowers, at BAL (9/14); A.St. Brown, at DET (9/28); J. Jefferson, vs. MIN (10/5)
MOST YARDS RECEIVING:	123, J. Jefferson, vs. MIN (10/5)
MOST INTERCEPTIONS THROWN:	3, T. Tagovailoa, vs MIA (10/19)
MOST RUSHING TOUCHDOWNS:	1, C. Brown, vs. CIN (9/7), J. Gibbs, vs. DET (9/28), J. Mason, vs. MIN (10/5)
MOST TOUCHDOWN PASSES:	4, L. Jackson, at BAL (9/14)
MOST TOUCHDOWN RECEPTIONS:	2, D. Walker, at BAL (9/14); A.St. Brown, at DET (9/28)
MOST QB SACKS:	2, R. Gary, vs. GB (9/21); A. Hutchinson, at DET (9/28); J. Ramsey, at PIT (10/12); N. Herbig, at PIT (10/12)

2025 BROWNS TEAM SCORING

GAME	OPP.	BROWNS						OPPONENTS					
		1ST	2ND	3RD	4TH	OT	TOTAL	1ST	2ND	3RD	4TH	OT	TOTAL
9/7	CIN	0	10	6	0	0	16	7	7	3	0	0	17
9/14	at BAL	0	3	7	7	0	17	3	7	10	21	0	41
9/21	GB	0	0	0	13	0	13	0	3	7	0	0	10
9/28	at DET	7	0	3	0	0	10	7	13	0	14	0	34
10/5	MIN	7	3	7	0	0	17	7	0	7	7	0	21
10/12	at PIT	0	3	3	3	0	9	3	6	7	7	0	23
10/19	MIA	3	14	7	7	0	31	0	6	0	0	0	6
10/26	at NE												
11/9	at NYJ												
11/16	BAL												
11/23	at LV												
11/30	SF												
12/7	TEN												
12/15	at CHI												
12/21	BUF												
12/28	PIT												
1/4	at CIN												
TOTALS		17	33	33	30	0	113	27	42	34	49	0	152

2025 TURNOVER TABLE

GAME	OPP.	TAKEAWAYS				GIVEAWAYS					RESULT
		FUMBLES	INTS	TOTAL	PTS	FUMBLES	INT	TOTAL	PTS OFF	DIFFERENCE	
9/7	CIN	0	0	0	0	0	2	2	3	-2	L, 16-17
9/14	at BAL	0	0	0	0	1	1	2	7	-2	L, 17-41
9/21	GB	0	1	1	7	0	1	1	0	0	W, 13-10
9/28	at DET	0	1	1	0	1	2	3	17	-2	L, 10-34
10/5	MIN	2	0	2	7	0	0	0	0	+2	L, 17-21
10/12	at PIT	0	0	0	0	0	0	0	0	0	L, 9-23
10/19	MIA	1	3	4	21	0	0	0	0	+4	W, 31-6
10/26	at NE										
11/9	at NYJ										
11/16	BAL										
11/23	at LV										
11/30	SF										
12/7	TEN										
12/15	at CHI										
12/21	BUF										
12/28	PIT										
1/4	at CIN										
TOTALS		3	5	8	35	2	6	8	27	0	

2025 BROWNS SCORING DRIVES

CLEVELAND BROWNS VS CINCINNATI BENGALS (9.7.25)

TEAM	QTR.	TIME	SCORING PLAY	CIN	CLE
Bengals	1	7:32	C. Brown 5 yd. run (E. McPherson kick)	7	0
Browns	2	12:42	R. Sanders 1 yd. run (A. Szmyt kick)	7	7
Bengals	2	4:18	N. Fant 1 yd. pass from J. Burrow (E. McPherson kick)	14	7
Browns	2	0:23	A. Szmyt 45 yd. Field Goal	14	10
Browns	3	7:20	C. Tillman 5 yd. pass from J. Flacco (Kick failed)	14	16
Bengals	3	2:48	E. McPherson 35 yd. Field Goal	17	16

CLEVELAND BROWNS AT BALTIMORE RAVENS (9.14.25)

TEAM	QTR.	TIME	SCORING PLAY	CLE	BAL
Ravens	1	3:06	T. Loop 43 yd. Field Goal	0	3
Ravens	2	11:13	T. Wallace 15 yd. pass from L. Jackson (T. Loop kick)	0	10
Browns	2	0:29	A. Szmyt 38 yd. Field Goal	3	10
Ravens	3	12:26	T. Loop 32 yd. Field Goal	3	13
Ravens	3	10:09	D. Walker 2 yd. pass from L. Jackson (T. Loop kick)	3	20
Browns	3	5:02	C. Tillman 18 yd. pass from J. Flacco (A. Szmyt kick)	10	20
Ravens	4	13:26	D. Walker 24 yd. pass from L. Jackson (T. Loop kick)	10	27
Ravens	4	8:19	R. Smith 63 yd. fumble return (T. Loop kick)	10	34
Ravens	4	4:43	D. Hopkins 23 yd. pass from L. Jackson (T. Loop kick)	10	41
Browns	4	1:50	D. Sampson 8 yd. pass from D. Gabriel (A. Szmyt kick)	17	41

CLEVELAND BROWNS VS GREEN BAY PACKERS (9.21.25)

TEAM	QTR.	TIME	SCORING PLAY	GB	CLE
Packers	2	14:53	B. McManus 39 yd. Field Goal	3	0
Packers	3	3:23	J. Fitzpatrick 3 yd. pass from J. Love (B. McManus kick)	10	0
Browns	4	3:38	A. Szmyt 35 yd. Field Goal	10	3
Browns	4	3:01	Q. Judkins 1 yd. run (A. Szmyt kick)	10	10
Browns	4	0:00	A. Szmyt 55 yd. Field Goal	10	13

CLEVELAND BROWNS AT DETROIT LIONS (9.28.25)

TEAM	QTR.	TIME	SCORING PLAY	CLE	DET
Browns	1	5:36	Q. Judkins 1 yd. run (A. Szmyt kick)	7	0
Lions	1	3:20	J. Gibbs 8 yd. run (J. Bates kick)	7	7
Lions	2	14:17	J. Bates 48 yd. Field Goal	7	10
Lions	2	3:00	A. St. Brown 2 yd. pass from J. Goff (J. Bates kick)	7	17
Lions	2	0:08	J. Bates 58 yd. Field Goal	7	20
Browns	3	6:44	A. Szmyt 33 yd. Field Goal	10	20
Lions	4	13:40	K. Raymond 65 yd. Punt Return (J. Bates kick)	10	27
Lions	4	4:04	A. St. Brown 8 yd. pass from J. Goff (J. Bates kick)	10	34

CLEVELAND BROWNS VS MINNESOTA VIKINGS (10.5.25)

TEAM	QTR.	TIME	SCORING PLAY	MIN	CLE
Browns	1	6:49	H.Fannin Jr. 1 yd. pass from D.Gabriel (A.Szmyt kick) (7-47; 3:28)	0	7
Vikings	1	2:30	J.Oliver 32 yd. pass from C.Akers (W.Reichard kick) (8-82; 4:19)	7	7
Browns	2	0:09	A.Szmyt 31 yd. FG (14-53; 2:21)	7	10
Vikings	3	11:11	J.Mason 3 yd. run (W.Reichard kick) (8-71; 3:49)	14	10
Browns	3	3:05	D.Njoku 9 yd. pass from D.Gabriel (A.Szmyt kick) (13-69; 8:06)	14	17
Vikings	4	0:25	J.Addison 12 yd. pass from C.Wentz (W.Reichard kick) (10-80; 2:40)	21	17

2025 BROWNS SCORING DRIVES

CLEVELAND BROWNS AT PITTSBURGH STEELERS (10.12.25)

TEAM	QTR.	TIME	SCORING PLAY	CLE	PIT
Steelers	1	10:55	C. Boswell 44 yd. Field Goal (8-46; 4:05)	0	3
Steelers	2	11:01	C. Boswell 50 yd. Field Goal (11-39; 4:05)	0	6
Steelers	2	3:38	C. Boswell 48 yd. Field Goal (10-49; 5:19)	0	9
Browns	2	0:00	A. Szmyt 31 yd. Field Goal (16-72; 3:38)	3	9
Steelers	3	7:46	C. Heyward 12 yd. pass from A. Rodgers (C. Boswell kick). (10-79; 6:02)	3	16
Browns	3	4:08	A. Szmyt 53 yd. Field Goal (9-34; 3:38)	6	16
Steelers	4	14:55	D. Metcalf 25 yd. pass from A. Rodgers (C. Boswell kick). (7-73; 4:13)	6	23
Browns	4	9:29	A. Szmyt 32 yd. Field Goal (18-54; 5:26)	9	23

CLEVELAND BROWNS VS MIAMI DOLPHINS (10.19.25)

TEAM	QTR.	TIME	SCORING PLAY	MIA	CLE
Browns	1	2:17	A. Szmyt 30 yd. Field Goal (11-57; 6:43)	0	3
Dolphins	2	14:14	R. Patterson 33 yd. Field Goal (6-62; 3:03)	3	3
Browns	2	11:19	Q. Judkins 46 yd. run (A. Szmyt kick) (5-83; 2:55)	3	10
Browns	2	6:03	Q. Judkins 3 yd. run (A. Szmyt kick) (10-46; 5:10)	3	17
Dolphins	2	0:00	R. Patterson 26 yd. Field Goal (9-32; 2:53)	6	17
Browns	3	14:48	T. Campbell 34 yd. interception return (A. Szmyt kick)	6	24
Browns	4	10:56	Q. Judkins 2 yd. run (A. Szmyt kick) (1-2; 0:03)	6	31

2025 BALL POSSESSION AND DRIVE CHART

CLEVELAND BROWNS VS CINCINNATI BENGALS (9.7.25)

BROWNS (35:49) AVERAGE DRIVE START CLE 27					BENGALS (24:11) AVERAGE DRIVE START CIN 37				
	PLAYS	YARDS	TIME	END		PLAYS	YARDS	TIME	END
1.	16	58	9:50	Touchdown	1.	12	67	7:28	Touchdown
2.	3	2	0:58	Punt	2.	6	19	3:13	Punt
3.	11	51	3:55	Field Goal	3.	8	39	4:13	Touchdown
4.	13	84	7:40	Touchdown	4.	2	9	0:23	End of Half
5.	2	-6	0:44	Interception	5.	3	8	1:43	Punt
6.	7	36	3:35	Downs	6.	7	17	2:05	Field Goal
7.	6	38	3:48	Punt	7.	3	1	1:03	Punt
8.	10	24	4:34	Missed Field Goal	8.	3	-18	2:26	Punt
9.	2	9	0:26	Interception	9.	3	9	0:32	Punt
10.	3	31	0:19	End of Game	10.	3	-10	1:05	Punt

CLEVELAND BROWNS AT BALTIMORE RAVENS (9.14.25)

BROWNS (31:49) AVERAGE DRIVE START CLE 31					RAVENS (28:11) AVERAGE DRIVE START BAL 38				
	PLAYS	YARDS	TIME	END		PLAYS	YARDS	TIME	END
1.	5	20	3:32	Punt	1.	6	16	3:45	Punt
2.	3	4	0:58	Punt	2.	8	24	3:39	Field Goal
3.	3	-4	0:56	Punt	3.	3	2	2:18	Punt
4.	6	17	2:46	Blocked Punt	4.	2	24	0:53	Touchdown
5.	6	32	3:10	Punt	5.	3	6	1:21	Punt
6.	5	18	2:57	Punt	6.	3	5	1:53	Punt
7.	7	28	1:24	Field Goal	7.	3	6	0:29	Punt
8.	3	6	0:57	Interception	8.	7	51	2:34	Field Goal
9.	11	71	5:07	Touchdown	9.	4	5	1:20	Touchdown
10.	11	34	5:07	Fumble	10.	10	66	6:36	Touchdown
11.	6	11	2:02	Downs	11.	3	36	1:34	Touchdown
12.	7	65	2:53	Touchdown	12.	3	-4	1:50	End of Game

CLEVELAND BROWNS VS GREEN BAY PACKERS (9.21.25)

BROWNS (25:46) AVERAGE DRIVE START CLE 34					PACKERS (34:14) AVERAGE DRIVE START GB 23				
	PLAYS	YARDS	TIME	END		PLAYS	YARDS	TIME	END
1.	8	30	4:34	Punt	1.	3	3	1:12	Punt
2.	3	6	1:58	Punt	2.	13	43	7:23	Field Goal
3.	6	13	4:01	Punt	3.	12	30	8:50	Punt
4.	9	37	1:58	Interception	4.	1	-1	0:04	End of Half
5.	3	-8	1:28	Punt	5.	3	-1	2:28	Punt
6.	5	20	2:11	Punt	6.	14	71	7:41	Touchdown
7.	7	15	3:20	Punt	7.	3	-2	1:23	Punt
8.	12	63	5:48	Field Goal	8.	6	35	2:03	Punt
9.	1	1	0:07	Touchdown	9.	3	7	0:30	Interception
10.	5	16	0:21	Field Goal	10.	5	35	2:40	Blocked FG

2025 BALL POSSESSION AND DRIVE CHART (CONT'D)

CLEVELAND BROWNS AT DETROIT LIONS (9.28.25)

BROWNS (31:44) AVERAGE DRIVE START CLE 26					LIONS (28:16) AVERAGE DRIVE START DET 38				
	PLAYS	YARDS	TIME	END		PLAYS	YARDS	TIME	END
1.	13	88	7:10	Touchdown	1.	4	20	2:14	Punt
2.	3	2	1:49	Interception	2.	5	65	2:16	Touchdown
3.	4	5	2:10	Punt	3.	5	16	2:32	Field Goal
4.	3	9	1:36	Punt	4.	4	24	2:55	Punt
5.	3	11	1:33	Interception	5.	3	-1	1:37	Punt
6.	3	3	0:55	Punt	6.	3	5	1:26	Touchdown
7.	1	-1	0:08	End of Half	7.	6	44	0:47	Field Goal
8.	7	21	2:30	Punt	8.	4	2	2:14	Interception
9.	8	27	3:32	Field Goal	9.	3	6	1:29	Punt
10.	8	46	3:50	Missed FG	10.	5	31	1:35	Downs
11.	3	3	1:10	Punt	11.	6	30	3:48	Punt
12.	3	3	0:52	Punt	12.	6	20	2:58	Touchdown
13.	5	14	1:58	Fumble	13.	4	9	2:25	End of Game
14.	3	3	1:39	Punt					

CLEVELAND BROWNS VS MINNESOTA VIKINGS (10.5.25)

BROWNS (30:29) AVERAGE DRIVE START CLE 31					VIKINGS (29:31) AVERAGE DRIVE START MIN 23				
	PLAYS	YARDS	TIME	END		PLAYS	YARDS	TIME	END
1.	4	7	1:59	Punt	1.	6	36	2:44	Fumble
2.	7	47	3:28	Touchdown	2.	8	82	4:19	Touchdown
3.	6	12	3:02	Punt	3.	6	29	3:30	Punt
4.	3	8	2:21	Punt	4.	3	9	2:23	Punt
5.	4	8	2:09	Punt	5.	3	8	1:35	Punt
6.	14	53	2:21	Field Goal	6.	1	-1	0:09	End of Half
7.	13	69	8:06	Touchdown	7.	8	71	3:49	Touchdown
8.	3	9	1:51	Punt	8.	3	-5	2:09	Punt
9.	3	4	1:37	Punt	9.	1	-3	0:04	Fumble
10.	5	17	2:48	Punt	10.	7	42	2:43	Missed FG
11.	3	-1	0:22	Punt	11.	6	-2	3:26	Punt
12.	3	44	0:25	End of Game	12.	10	80	2:40	Touchdown

CLEVELAND BROWNS AT PITTSBURGH STEELERS (10.12.25)

BROWNS (28:08) AVERAGE DRIVE START CLE 29					STEELERS (31:52) AVERAGE DRIVE START PIT 26				
	PLAYS	YARDS	TIME	END		PLAYS	YARDS	TIME	END
1.	6	8	3:02	Punt	1.	8	46	4:05	Field Goal
2.	6	21	3:48	Punt	2.	6	27	3:59	Punt
3.	3	0	2:04	Punt	3.	11	39	4:05	Field Goal
4.	16	72	3:38	Field Goal	4.	10	49	5:19	Field Goal
5.	3	5	1:12	Punt	5.	10	79	6:02	Touchdown
6.	9	34	3:38	Field Goal	6.	7	73	4:13	Touchdown
7.	18	54	5:26	Field Goal	7.	3	6	2:24	Punt
8.	7	12	3:03	Punt	8.	4	6	0:23	Missed FG
9.	10	42	2:17	Downs	9.	3	0	1:22	Downs

2025 BALL POSSESSION AND DRIVE CHART (CONT'D)

CLEVELAND BROWNS VS MIAMI DOLPHINS (10.19.25)

BROWNS (31:45) AVERAGE DRIVE START CLE 44					DOLPHINS (28:15) AVERAGE DRIVE START MIA 24				
	PLAYS	YARDS	TIME	END		PLAYS	YARDS	TIME	END
1.	3	7	2:27	Punt	1.	6	16	3:37	Punt
2.	11	57	6:43	Field Goal	2.	6	62	3:03	Field Goal
3.	5	83	2:55	Touchdown	3.	0	0	0:06	Fumble
4.	10	46	4:10	Touchdown	4.	5	-1	1:59	Punt
5.	3	-9	1:11	Punt	5.	9	32	2:53	Field Goal
6.	3	6	2:12	Punt	6.	1	0	0:12	Interception
7.	9	27	5:45	Punt	7.	3	-9	2:13	Punt
8.	1	2	0:03	Touchdown	8.	12	64	7:10	Downs
9.	3	-1	1:42	Punt	9.	3	-2	1:29	Interception
10.	5	18	3:41	Punt	10.	2	11	0:58	Interception
11.	1	-1	0:37	End of Game	11.	3	-5	1:31	Punt
					12.	9	32	3:04	Downs

2025 RED ZONE EFFICIENCY

	BROWNS	OPPONENTS
NUMBER OF TRIPS INTO OPPONENT'S RED ZONE	18	17
TOTAL SCORES	16	17
Touchdowns	10	12
Field goals/attempts	6/7	5/5
TOUCHDOWN PERCENTAGE	58	70
SCORING PERCENTAGE	88	100
Turnovers	0	0
Downs	1	0
Missed field goals	1	0
Time expired	0	0
Ended without trying to score	0	0
SCORES FROM OUTSIDE THE RED ZONE	5	9
Touchdowns	1	3
Field goals	4	6
Safeties	0	0

LONGEST DRIVES

GAME-BY-GAME - LONGEST DRIVES - PLAYS

GAME		#PLAYS	BROWNS NET YARDS/TIME	DRIVE RESULT	#PLAYS	OPPONENTS NET YARDS/TIME	DRIVE RESULT
9/7	CIN	16	67/9:50	Touchdown	12	68/7:28	Touchdown
9/14	at BAL	11	71/5:07	Touchdown	10	66/1:34	Touchdown
9/21	GB	12	63/5:48	Field Goal	14	71/7:41	Touchdown
9/28	at DET	13	88/7:10	Touchdown	6	44/0:47	Field Goal
10/5	MIN	14	53/2:21	Field Goal	10	80/2:40	Touchdown
10/12	at PIT	18	54/5:26	Field Goal	11	39/4:05	Field Goal
10/19	MIA	11	57/2:23	Field Goal	12	64/7:10	Downs
10/26	at NE						
11/9	at NYJ						
11/16	BAL						
11/23	at LV						
11/30	at SF						
12/7	TEN						
12/14	at CHI						
12/21	BUF						
12/28	PIT						
1/4	CIN						

GAME-BY-GAME - LONGEST DRIVES - NET YARDS

GAME		#PLAYS	BROWNS NET YARDS/TIME	DRIVE RESULT	#PLAYS	OPPONENTS NET YARDS/TIME	DRIVE RESULT
9/7	CIN	13	69/7:40	Touchdown	12	68/7:28	Touchdown
9/14	at BAL	7	71/5:07	Touchdown	10	66/6:36	Touchdown
9/21	GB	12	63/5:48	Field Goal	14	71/7:41	Touchdown
9/28	at DET	13	88/7:10	Touchdown	5	65/2:16	Touchdown
10/5	MIN	13	69/8:06	Touchdown	8	82/4:19	Touchdown
10/12	at PIT	16	72/3:38	Field Goal	10	79/6:02	Touchdown
10/19	MIA	5	83/2:55	Touchdown	12	64/7:10	Downs
10/26	at NE						
11/9	at NYJ						
11/16	BAL						
11/23	at LV						
11/30	at SF						
12/7	TEN						
12/14	at CHI						
12/21	BUF						
12/28	PIT						
1/4	CIN						

2025 LONGEST PLAYS

LONGEST PLAYS FROM SCRIMMAGE

BROWNS

YARDS	OPPONENT	PLAY
46	10/19 vs. MIA	Q. Judkins run
35	9/28 at DET	I. Bond reception
34	9/21 vs. GB	Q. Judkins run
33	9/28 at DET	J. Jeudy reception
32	10/5 vs. MIN	Q. Judkins run
31	9/14 at BAL	Q. Judkins run
26	9/14 at BAL	J. Jeudy reception
25	9/7 vs. CIN	C. Tillman reception
25	9/7 vs. CIN	J. Jeudy reception
24	10/12 at PIT	H. Fannin Jr. reception
23	10/19 vs. MIA	J. Thrash reception
23	9/14 at BAL	D. Njoku reception
22	9/7 vs. CIN	H. Fannin Jr. reception
22	10/5 vs. MIN	I. Bond reception
22	10/5 vs. MIN	J. Thrash reception
20	9/14 at BAL	H. Fannin Jr. receptionn

NO. OF 20-PLUS YARD PLAYS: 16 (4 RUSH, 12 PASS)  
NO. OF 40-PLUS YARD PLAYS: 1 (1 RUSH, 0 PASS)

OPPONENTS

YARDS	OPPONENT	PLAY
46	10/19 vs. MIA	D. Achane run
41	9/14 at BAL	D. Hopkins reception
40	10/19 vs. MIA	D. Eskridge reception
38	10/5 vs. MIN	J. Jefferson reception
36	10/12 vs. PIT	D. Washington reception
34	9/21 vs. GB	M. Golden reception
32	10/5 vs. MIN	J. Oliver reception
31	9/21 vs. GB	J. Jacobs reception
28	10/19 vs. MIA	T. Conner reception
27	9/28 at DET	S. LaPorta reception
27	9/28 at DET	J. Williams reception
25	9/28 at DET	A. St. Brown reception
25	10/12 vs. PIT	D. Metcalf reception
25	10/12 vs. PIT	D. Metcalf reception
25	10/12 vs. PIT	D. Metcalf reception
24	9/28 at DET	J. Gibbs run
24	9/14 at BAL	D. Walker reception
23	10/19 vs. MIA	D. Achane run
23	9/14 at BAL	D. Hopkins reception
22	9/28 at DET	J. Gibbs run
22	9/28 at DET	J. Gibbs run
21	10/5 vs. MIN	J. Jefferson reception
21	10/5 vs. MIN	J. Jefferson reception
20	10/12 vs. PIT	D. Metcalf reception
20	10/5 vs. MIN	J. Nailor reception
20	9/7 vs. CIN	J. Chase reception

NO. OF 20-PLUS YARD PLAYS: 25 (5 RUSH, 20 PASS)  
NO. OF 40-PLUS YARD PLAYS: 3 (1 RUSH, 2 PASS)

2025 LONGEST PLAYS

LONGEST KICK/PUNT RETURNS

BROWNS				OPPONENTS			
TYPE	YARDS	OPPONENT	RETURNER	TYPE	YARDS	OPPONENT	RETURNER
KR	32	9/28 at DET	D. Carter	PR	65	9/28 at DET	K. Raymond
KR	30	9/28 at DET	D. Carter	KR	40	10/19 vs. MIA	M. Washington
KR	30	10/12 vs. PIT	D. Sampson	KR	35	9/21 vs. GB	S. Williams
KR	29	9/7 vs. CIN	D. Carter	KR	33	9/14 at BAL	T. Wallace
KR	28	9/21 vs. GB	K. Davis	KR	31	9/28 at DET	J. Saylors
KR	28	10/12 vs. PIT	D. Sampson	KR	30	9/28 at DET	K. Raymond
KR	27	10/19 vs. MIA	D. Sampson	KR	29	9/7 vs. CIN	C. Jones
KR	27	9/28 at DET	D. Carter	KR	27	10/19 vs. MIA	D. Eskridge
KR	27	10/12 vs. PIT	D. Sampson	KR	27	10/5 vs. MIN	M. Price
KR	27	9/21 vs. GB	D. Carter	KR	26	10/19 vs. MIA	M. Washington
KR	26	10/5 vs. MIN	J. Ford	KR	26	10/5 vs. MIN	M. Price
KR	26	10/5 vs. MIN	J. Ford	KR	26	9/14 at BAL	T. Wallace
KR	26	10/5 vs. MIN	J. Ford	KR	26	9/21 vs. GB	S. Williams
KR	25	9/14 at BAL	J. Ford	KR	25	10/5 vs. MIN	M. Price
KR	24	10/12 vs. PIT	D. Sampson	KR	25	10/12 vs. PIT	K. Williams
KR	22	9/14 at BAL	J. Ford	KR	25	10/12 vs. PIT	K. Williams
KR	22	10/12 vs. PIT	J. Ford	KR	24	10/19 vs. MIA	M. Washington
KR	21	9/28 at DET	D. Carter	KR	24	10/19 vs. MIA	M. Washington
KR	20	10/12 vs. PIT	D. Sampson	KR	24	10/5 vs. MIN	M. Price
NO. OF 20-PLUS YARD RETURNS: 19 (19 KICKOFF, 0 PUNT)				KR	24	10/12 vs. PIT	K. Gainwell
NO. OF 40-PLUS YARD RETURNS: 0 (0 KICKOFF, 0 PUNT)				KR	23	10/19 vs. MIA	D. Eskridge
				PR	23	9/7 vs. CIN	C. Jones
				PR	23	9/14 at BAL	L. Wester
				KR	23	9/21 vs. GB	S. Williams
				KR	20	9/28 at DET	J. Saylors
				NO. OF 20-PLUS YARD RETURNS: 24 (22 KICKOFF, 2 PUNT)			
				NO. OF 40-PLUS YARD RETURNS: 2 (1 KICKOFF, 1 PUNT)			