



# **WEEKLY RELEASE** **PACKET**



AFC Championship Game

**DENVER BRONCOS**

**14-3**

**VS.**

**NEW ENGLAND PATRIOTS**

**14-3**

Sunday, Jan. 25, 2026 | Empower Field at Mile High  
1 p.m. MST - Denver





# WEEKLY RELEASE

3 WORLD CHAMPIONSHIPS • 8 SUPER BOWLS • 11 AFC TITLE GAMES • 16 AFC WEST TITLES • 24 PLAYOFF BERTHS • 31 WINNING SEASONS

## AFC CHAMPIONSHIP



### Denver Broncos (14-3) VS. New England Patriots (14-3)

**Date:** Sunday, Jan. 25, 2026  
**Time:** 1 p.m. MST  
**Stadium:** Empower Field at Mile High  
**Location:** Denver

## BROADCAST INFORMATION

### TELEVISION



**Play-by-Play:** Jim Nantz  
**Analyst:** Tony Romo  
**Sideline:** Tracy Wolfson  
**Sideline:** Evan Washburn

### NATIONAL RADIO



**Play-by-Play:** Ryan Radtke  
**Analyst:** Mike Golic  
**Sideline:** Laura Okmin

### LOCAL RADIO



**Play-by-Play:** Dave Logan  
**Analyst:** Rick Lewis  
**Sideline:** Susie Wargin

## 2025 DENVER BRONCOS SCHEDULE

### PRESEASON (3-0)

Wk. Day	Date	Opponent	Site	Time/Result	TV/Rec.
1 Sat.	Aug. 9	at San Francisco	Levi's Stadium	W, 30-9	1-0
2 Sat.	Aug. 16	ARIZONA	Empower Field at Mile High	W, 27-7	2-0
3 Sat.	Aug. 23	at New Orleans	Caesars Superdome	W, 28-19	3-0

### REGULAR SEASON (14-3)

Wk. Day	Date	Opponent	Site	Time/Result	TV/Rec.
1 Sun.	Sept. 7	TENNESSEE	Empower Field at Mile High	W, 20-12	1-0
2 Sun.	Sept. 14	at Indianapolis	Lucas Oil Stadium	L, 28-29	1-1
3 Sun.	Sept. 21	at L.A. Chargers	SoFi Stadium	L, 20-23	1-2
4 Mon.	Sept. 29	CINCINNATI	Empower Field at Mile High	W, 28-3	2-2
5 Sun.	Oct. 5	at Philadelphia	Lincoln Financial Field	W, 21-17	3-2
6 Sun.	Oct. 12	at N.Y. Jets	Tottenham Hotspur Stadium	W, 13-11	4-2
7 Sun.	Oct. 19	N.Y. GIANTS	Empower Field at Mile High	W, 33-32	5-2
8 Sun.	Oct. 26	DALLAS	Empower Field at Mile High	W, 44-24	6-2
9 Sun.	Nov. 2	at Houston	NRG Stadium	W, 18-15	7-2
10 Thurs.	Nov. 6	LAS VEGAS	Empower Field at Mile High	W, 10-7	8-2
11 Sun.	Nov. 16	KANSAS CITY	Empower Field at Mile High	W, 22-19	9-2
12		BYE			
13 Sun.	Nov. 30	at Washington	Northwest Stadium	W, 27-26 (OT)	10-2
14 Sun.	Dec. 7	at Las Vegas	Allegiant Stadium	W, 24-17	11-2
15 Sun.	Dec. 14	GREEN BAY	Empower Field at Mile High	W, 34-26	12-2
16 Sun.	Dec. 21	JACKSONVILLE	Empower Field at Mile High	L, 20-34	12-3
17 Thurs.	Dec. 25	at Kansas City	GEHA Field at Arrowhead Stadium	W, 20-13	13-3
18 Sun.	Jan. 4	L.A. CHARGERS	Empower Field at Mile High	W, 19-3	14-3

### POSTSEASON (1-0)

Wk. Day	Date	Opponent	Site	Time/Result	TV/Rec.
WC		BYE			
DR Sat.	Jan. 17	BUFFALO	Empower Field at Mile High	W, 33-30 (OT)	1-0
CG Sun	Jan. 25	NEW ENGLAND	Empower Field at Mile High	1 p.m. MT	CBS

## MATCHUP PREVIEW

Following their first playoff win since 2016, the **Denver Broncos (14-3)** are headed to the AFC Championship Game to face the **New England Patriots (14-3)** on Championship Sunday (1 p.m. MST, CBS) at Empower Field at Mile High.



The two clubs have met five times in postseason play as Denver leads the all-time series 4-1, including winning all four contests at home. The teams last faced each other in the playoffs in the 2016 AFC Championship game in Denver.

## QUICK HITS

Sunday marks the sixth time Denver has faced New England in the postseason, making the Patriots the Broncos' second most frequent playoff opponent. [See Page 7](#)

Six Broncos were named to the 2025 Associated Press All-Pro team, including a franchise record four on the first team. [See Page 9](#)

Head Coach **Sean Payton** is just the fifth coach in NFL history to lead multiple franchises to a Conference No. 1 seed. [See Page 12](#)

Wide receiver **Courtland Sutton** became the first Bronco since wide receivers Demaryius Thomas and Emmanuel Sanders in 2016 to record 1,000 receiving yards in back-to-back seasons. [See Page 16](#)

Tackle **Garett Bolles** is 1-of-2 tackles with 1,000 offensive snaps to not allow a sack this season according to PFF. [See Page 20](#)

Denver's defense is allowing just 18.3 points per game this year, which is the third-best mark in the NFL. [See Page 21](#)

Cornerback **Pat Surtain II** became just the second player in team history and seventh cornerback in league history to be named AP Defensive Player of the Year in 2024. [See Page 23](#)

Cornerback **Ja'Quan McMillian** has totaled the fifth-most sacks (7.0) amongst undrafted cornerbacks in NFL history. [See Page 26](#)

Defensive lineman **Zach Allen** became the fourth interior defensive lineman in team history to earn multiple All-Pro honors from the AP. [See Page 26](#)

Outside linebacker **Nik Bonitto** recorded the fifth-most sacks (14.0) in the NFL in 2025. [See Page 28](#)

Safety **Devon Key** recorded the most special-teams tackles (26) in the NFL this season. [See Page 30](#)

## BRONCOS PUBLIC RELATIONS STAFF

Patrick Smyth - Chief Communications Officer • Erich Schubert - Vice President of Communications & Content • Megan Boyle - Sr. Manager of Strategic Communications  
Tyler Gorse - Sr. Coordinator of Football Communications • Emma Levine - Communications Assistant

# REGULAR SEASON MATCHUP OVERVIEW

## BRONCOS/PATRIOTS TEAM COMPARISON



NFL Top 10  
NFL Bottom 10



14-3

14-3

### GENERAL

-3 (T-19th)	TURNOVER MARGIN (RK)	3 (10th)
31:00 (7th)	TIME OF POSSESSION AVG. (RK)	31:18 (6th)

### OFFENSE

342.6 (10th)	NET YARDS PER GAME (RK)	379.4 (3rd)
5.33 (15th)	YARDS PER PLAY (RK)	6.18 (2nd)
23.6 (14th)	POINTS PER GAME (RK)	28.8 (2nd)
118.7 (16th)	NET RUSHING YPG (RK)	128.9 (6th)
223.9 (11th)	NET PASSING YPG (RK)	250.5 (4th)
11 (T-13th)	HAD INTERCEPTED (RK)	8 (T-4th)
6 (T-6th)	FUMBLES LOST (RK)	8 (T-18th)
17 (T-11th)	GIVEAWAYS (RK)	16 (T-9th)
23 (T-1st)	SACKS ALLOWED (RK)	48 (T-9th)
41.2% (11th)	THIRD DOWN PCT. (RK)	42.9% (6th)
57.9% (13th)	RED ZONE PCT. (RK)	57.1% (17th)

### DEFENSE

278.2 (2nd)	NET YARDS PER GAME (RK)	295.2 (8th)
4.46 (1st)	YARDS PER PLAY (RK)	5.16 (12th)
18.3 (3rd)	POINTS PER GAME (RK)	18.8 (4th)
91.1 (2nd)	NET RUSHING YPG (RK)	101.7 (6th)
187.2 (7th)	NET PASSING YPG (RK)	193.5 (9th)
10 (T-18th)	INTERCEPTIONS (RK)	13 (T-11th)
4 (T-28th)	FUMBLE RECOVERIES (RK)	7 (T-18th)
14 (T-26th)	TAKEAWAYS (RK)	10 (T-18th)
68 (1st)	SACKS (RK)	35 (T-22nd)
33.8% (2nd)	THIRD DOWN PCT. (RK)	38.5% (12th)
42.6% (1st)	RED ZONE PCT. (RK)	67.5% (30th)

### SPECIAL TEAMS

47.6 (14th)	GROSS PUNTING AVG. (RK)	47.4 (17th)
41.1 (19th)	NET PUNTING AVG. (RK)	40.6 (21st)
14.1 (4th)	PUNT RETURN AVG. (RK)	17.3 (1st)
10.6 (T-18th)	PUNT RETURN AVG. AGAINST (RK)	12.0 (23rd)
25.3 (21st)	KICKOFF RETURN AVG. (RK)	25.5 (19th)
27.6 (26th)	KICKOFF RETURN AVG. AGAINST (RK)	25.3 (10th)
85.7% (14th)	FIELD GOAL PCT. (RK)	84.4% (T-19th)

### PENALTIES

124 (28th)	PENALTIES COMMITTED	99 (T-6th)
118 (T-6th)	OPPONENT PENALTIES COMMITTED	108 (T-15th)

## BRONCOS/PATRIOTS IND. COMPARISON



### PASSING YARDS

Nix . . . . .	3,931	Maye . . . . .	4,394
---------------	-------	----------------	-------

### RUSHING YARDS

Dobbins . . . . .	772	Henderson . . . . .	911
Harvey . . . . .	540	Stevenson . . . . .	603
Nix . . . . .	356	Maye . . . . .	450

### RECEIVING YARDS

Sutton . . . . .	1,017	Diggs . . . . .	1,013
Franklin . . . . .	709	Henry . . . . .	768
Engram . . . . .	461	Boutte . . . . .	551

### POINTS SCORED

Lutz . . . . .	123	Borregales . . . . .	134
Harvey . . . . .	72	Henderson . . . . .	60
Sutton . . . . .	44	Stevenson . . . . .	58

### INTERCEPTIONS

McMillian/Tillman . . . . .	2	Hawkins . . . . .	4
Six Players . . . . .	1	Jones . . . . .	3
		Spillane . . . . .	2

### SACKS

Bonitto . . . . .	14.0	Landry . . . . .	8.5
Cooper . . . . .	8.0	Chaisson . . . . .	7.5
Franklin-Myers . . . . .	7.5	Ponder . . . . .	4.0

### DEFENSIVE TACKLES

Singleton . . . . .	135	Spillane . . . . .	97
Hufanga . . . . .	106	Elliss . . . . .	76
Moss . . . . .	80	Woodson . . . . .	75

### KICKOFF RETURNS (AVG.)

Mims Jr. . . . .	25 (26.3)	Chism . . . . .	16 (23.9)
Badie . . . . .	17 (26.6)	Gibson . . . . .	12 (28.5)

### PUNT RETURNS (AVG.)

Mims Jr. . . . .	29 (15.6)	Jones . . . . .	21 (17.3)
Bandy* . . . . .	5 (5.8)		

### FIELD GOALS

Lutz . . . . .	28/32 (87.5)	Borregales . . . . .	27/32 (84.4)
----------------	--------------	----------------------	--------------

### PUNTS (GROSS/NET AVG.)

Crawshaw . . . . .	75 (47.6/41.1)	Baringer . . . . .	51 (47.4/40.6)
--------------------	----------------	--------------------	----------------

\* - Player not currently on active roster

# POSTSEASON MATCHUP OVERVIEW



## BRONCOS/PATRIOTS TEAM COMPARISON



1-0



2-0

### GENERAL

4 (T-1st)	<b>TURNOVER MARGIN (RK)</b>	1 (T-6th)
25:01 (14th)	<b>TIME OF POSSESSION AVG. (RK)</b>	32:12 (4th)

### OFFENSE

349.0 (6th)	<b>NET YARDS PER GAME (RK)</b>	314.5 (9th)
5.13 (7th)	<b>YARDS PER PLAY (RK)</b>	4.91 (10th)
33.0 (2nd)	<b>POINTS PER GAME (RK)</b>	22.0 (10th)
70.0 (13th)	<b>NET RUSHING YPG (RK)</b>	125.5 (6th)
279.0 (3rd)	<b>NET PASSING YPG (RK)</b>	189.0 (10th)
1 (T-5th)	<b>HAD INTERCEPTED (RK)</b>	2 (T-9th)
0 (T-1st)	<b>FUMBLES LOST (RK)</b>	3 (T-12th)
1 (T-4th)	<b>GIVEAWAYS (RK)</b>	5 (T-10th)
0 (1st)	<b>SACKS ALLOWED (RK)</b>	10 (14th)
50.0% (T-5th)	<b>THIRD DOWN PCT. (RK)</b>	28.0% (11th)
25.0% (T-11th)	<b>RED ZONE PCT. (RK)</b>	25.0% (T-11th)

### DEFENSE

449.0 (14th)	<b>NET YARDS PER GAME (RK)</b>	224.0 (2nd)
5.76 (9th)	<b>YARDS PER PLAY (RK)</b>	3.42 (1st)
30.0 (T-12th)	<b>POINTS PER GAME (RK)</b>	9.5 (2nd)
183.0 (14th)	<b>NET RUSHING YPG (RK)</b>	67.5 (1st)
266.0 (10th)	<b>NET PASSING YPG (RK)</b>	156.5 (4th)
10 (T-18th)	<b>INTERCEPTIONS (RK)</b>	13 (T-11th)
2 (T-4th)	<b>FUMBLE RECOVERIES (RK)</b>	4 (T-1st)
3 (T-1st)	<b>TAKEAWAYS (RK)</b>	2 (T-3rd)
68 (1st)	<b>SACKS (RK)</b>	36 (T-20th)
66.7% (T-13th)	<b>THIRD DOWN PCT. (RK)</b>	29.6% (3rd)
60.0% (7th)	<b>RED ZONE PCT. (RK)</b>	16.7% (3rd)

### SPECIAL TEAMS

47.0 (T-7th)	<b>GROSS PUNTING AVG. (RK)</b>	42.1 (13th)
42.0 (8th)	<b>NET PUNTING AVG. (RK)</b>	37.6 (12th)
--	<b>PUNT RETURN AVG. (RK)</b>	9.2 (3rd)
--	<b>PUNT RETURN AVG. AGAINST (RK)</b>	9.7 (7th)
22.7 (10th)	<b>KICKOFF RETURN AVG. (RK)</b>	22.8 (9th)
25.3 (12th)	<b>KICKOFF RETURN AVG. AGAINST (RK)</b>	24.0 (T-7th)
100.0% (T-1st)	<b>FIELD GOAL PCT. (RK)</b>	100.0% (T-1st)

### PENALTIES

3 (T-3rd)	<b>PENALTIES COMMITTED</b>	5 (T-8th)
5 (T-9th)	<b>OPPONENT PENALTIES COMMITTED</b>	8 (T-3rd)

## BRONCOS/PATRIOTS IND. COMPARISON



### PASSING YARDS

Nix.....279	Maye.....447
-------------	--------------

### RUSHING YARDS

Nix.....29	Stevenson.....123
McLaughlin.....21	Maye.....76
Harvey.....20	Henderson.....52

### RECEIVING YARDS

Mims.....93	Boutte.....141
Sutton.....53	Stevenson.....86
Harvey.....46	Henry.....69

### POINTS SCORED

Lutz.....15	Borregales.....14
Three Players.....6	Five Players.....6

### INTERCEPTIONS

Locke/McMillian.....1	Davis.....2
	Jones/Woodson.....1

### SACKS

Roach.....1.5	Chaisson.....3.0
Bonitto.....1.0	Jennings/Williams....2.0
Allen.....0.5	Jones/Tonga.....1.0

### DEFENSIVE TACKLES

Singleton.....14	Woodson.....14
Hufanga.....10	Spillane.....12
Locke.....9	Elliss.....11

### KICKOFF RETURNS (AVG.)

McLaughlin.....3 (19.7)	Chism.....3 (22.7)
Mims.....2 (25.0)	Johnson.....2 (23.5)

### PUNT RETURNS (AVG.)

Jones.....6 (9.2)
-------------------

### FIELD GOALS

Lutz.....4/4 (100.0)	Borregales....3/3 (100.0)
----------------------	---------------------------

### PUNTS (GROSS/NET AVG.)

Crawshaw....4 (47.0/42.0)	Baringer...11 (42.1/37.6)
---------------------------	---------------------------

\* - Player not currently on active roster



# DENVER BRONCOS MATCHUP OVERVIEW

## BRONCOS/PATRIOTS ALL-TIME RESULTS

<b>Series Meetings:</b>	50
<b>Broncos Record:</b>	27-23-0 (Home: 17-12-0 / Away: 10-11-0)
<b>First Game:</b>	Den. 13, at Bos. 10 (9/9/60)
<b>Last Game:</b>	N.E. 26, at Den. 23 (12/24/23)
<b>Current Streak:</b>	Lost 1
<b>Longest Den. Win Streak:</b>	10 (11/4/84 - 9/7/98)
<b>Longest N.E. Win Streak:</b>	4, twice (last 12/18/11 - 11/24/13)
<b>Last Den. Home Win:</b>	at Den. 30, N.E. 24 OT (11/29/15)
<b>Last Den. Home Loss:</b>	N.E. 26, at Den. 23 (12/24/23)
<b>Last Den. Road Win:</b>	Den. 18, at N.E. 12 (10/18/20)
<b>Last Den. Road Loss:</b>	at N.E. 43, Den. 21 (11/2/14)
<b>Den. Shutouts:</b>	None
<b>N.E. Shutouts:</b>	None
<b>Most Den. Points:</b>	45, 2x, last (11/11/79): at Den. 45, N.E. 10
<b>Most N.E. Points:</b>	45 (9/16/61): at Bos. 45, Den. 17
<b>Total Den. Points:</b>	1,137
<b>Total N.E. Points:</b>	1,100
<b>Average Den. Points:</b>	22.7
<b>Average N.E. Points:</b>	22.0
<b>Largest Den. Win:</b>	35 (11/11/79): at Den. 45, N.E. 10
<b>Largest N.E. Win:</b>	34 (10/20/08): at N.E. 41, Den. 7
<b>Most Pts., Both Teams:</b>	66 (12/17/72): at Den. 45, N.E. 21
<b>Fewest Pts., Both Teams:</b>	15 (10/27/91): Den. 9, at N.E. 6

## BRONCOS/PATRIOTS ALL-TIME RESULTS

Season (Date)	W/L	Result	Site
1960 (9/9)	W	Denver 13, @Boston 10	Boston University Field
1960 (10/23)	W	@Denver 31, Boston 24	Bears Stadium
1961 (9/16)	L	@Boston 45, Denver 17	Boston University Field
1961 (12/3)	L	Boston 28, @Denver 24	Bears Stadium
1962 (9/21)	L	@Boston 41, Denver 16	Boston University Field
1962 (11/11)	L	Boston 33, @Denver 29	Bears Stadium
1963 (9/29)	W	@Denver 14, Boston 10	Bears Stadium
1963 (10/18)	L	@Boston 40, Denver 21	Fenway Park
1964 (10/4)	L	Boston 39, @Denver 10	Bears Stadium
1964 (11/20)	L	@Boston 12, Denver 7	Fenway Park
1965 (9/24)	W	Denver 27, @Boston 10	Fenway Park
1965 (12/12)	L	Boston 28, @Denver 20	Bears Stadium
1966 (9/18)	L	Boston 24, @Denver 10	Bears Stadium
1966 (11/6)	W	Denver 17, @Boston 10	Fenway Park
1967 (9/3)	W	@Denver 26, Boston 21	Bears Stadium
1968 (9/29)	L	Boston 20, @Denver 17	Bears Stadium
1968 (11/3)	W	Denver 35, @Boston 14	Fenway Park
1969 (9/14)	W	@Denver 35, Boston 7	Mile High Stadium
1972 (12/17)	W	@Denver 45, New England 21	Mile High Stadium
1976 (11/28)	L	@New England 38, Denver 14	Schaefer Stadium
1979 (11/11)	W	@Denver 45, New England 10	Mile High Stadium
1980 (9/29)	L	@New England 23, Denver 14	Schaefer Stadium
1984 (11/4)	W	@Denver 26, New England 19	Mile High Stadium
1986 (9/28)	W	@Denver 27, New England 20	Mile High Stadium
1986 (1/4)	W	@Denver 22, New England 17*	Mile High Stadium
1987 (12/6)	W	@Denver 31, New England 20	Mile High Stadium
1988 (12/17)	W	@Denver 21, New England 10	Mile High Stadium
1991 (10/27)	W	Denver 9, @New England 6	Foxboro Stadium
1991 (12/1)	W	@Denver 20, New England 3	Mile High Stadium
1995 (10/8)	W	Denver 37, @New England 3	Foxboro Stadium
1996 (11/17)	W	Denver 34, @New England 8	Foxboro Stadium
1997 (10/6)	W	@Denver 34, New England 13	Mile High Stadium
1998 (9/7)	W	@Denver 27, New England 21	Mile High Stadium
1999 (10/24)	L	@New England 24, Denver 23	Foxboro Stadium
2000 (10/1)	L	New England 28, @Denver 19	Mile High Stadium
2001 (10/28)	W	@Denver 31, New England 20	INVESCO Field at Mile High
2002 (10/27)	W	Denver 24, @New England 16	Gillette Stadium
2003 (11/3)	L	New England 30, @Denver 26	INVESCO Field at Mile High
2005 (10/16)	W	@Denver 28, New England 20	INVESCO Field at Mile High
2005 (1/14)	W	@Denver 27, New England 13*	INVESCO Field at Mile High
2006 (9/24)	W	Denver 17, @New England 7	Gillette Stadium
2008 (10/20)	L	@New England 41, Denver 7	Gillette Stadium
2009 (10/11)	W	@Denver 20, New England 17 OT	INVESCO Field at Mile High

2011 (12/18)	L	New England 41, @ Denver 23	S.A.F. at Mile High
2011 (1/14)	L	@New England 45, Denver 10*	Gillette Stadium
2012 (10/7)	L	@New England 31, Denver 21	Gillette Stadium
2013 (11/24)	L	@New England 34, Denver 31	Gillette Stadium
2013 (1/19)	W	@Denver 26, New England 16^	S.A.F. at Mile High
2014 (11/2)	L	@New England 43, Denver 21	Gillette Stadium
2015 (11/29)	W	@Denver 30, New England 24 (OT)	S.A.F. at Mile High
2015 (1/24)	W	@Denver 20, New England 18^	S.A.F. at Mile High
2016 (12/18)	L	New England 16, @ Denver 3	S.A.F. at Mile High
2017 (11/12)	L	New England 41, @ Denver 16	S.A.F. at Mile High
2020 (10/18)	W	Denver 18, @ New England 12	Gillette Stadium
2023 (12/24)	L	New England 26, @Denver 23	Empower Field at Mile High
* - AFC Divisional Playoff Game			
^ - AFC Championship Game			

## WHAT TO WATCH FOR VS. NEW ENGLAND

### TEAM (8 Super Bowl appearances)

\* - Needs a win to clinch its ninth all-time Super Bowl appearance, which is the second most in NFL history.

### TEAM (5 takeaways in playoffs)

\* - Needs two takeaways to tie 2015 for the fifth-most takeaways in a postseason in team history.

### TEAM (24 postseason wins)

\* - Needs to win on Sunday to tie Green Bay and Philadelphia for the fifth-most wins by a team in the postseason since 1977.

### HEAD COACH SEAN PAYTON (10 postseason wins)

\* - Needs a win to tie Dan Reeves, Mike McCarthy, Pete Carroll, Bill Parcells and Marv Levy for the 11th-most postseason wins by a head coach in NFL history.

### DL ZACH ALLEN/DT MALCOLM ROACH (1.5 sacks with Broncos)

\* - Need 0.5 sack to tie for the eighth-most sacks by a Bronco in the postseason in team history.

### OLB NIK BONITTO (2 forced fumbles in playoffs)

\* - Needs one forced fumble to set a new franchise record for fumbles forced in the postseason.

## 2025 BRONCOS AWARDS WATCH

Player	Award
<b>DL Zach Allen</b>	AP All-Pro (1st team) Pro Bowl
<b>T Garrett Bolles</b>	Walter Payton NFL Man of the Year Broncos Nominee AP All-Pro (1st team) Pro Bowl
<b>OLB Nik Bonitto</b>	Pro Bowl Darrent Williams Good Guy Award Demaryius Thomas Team MVP
<b>OLB Jonathon Cooper</b>	AFC Defensive Player of the Week (Wk. 5)
<b>S Talanoa Hufanga</b>	AFC Defensive Player of the Week (Wk. 6)
<b>S Devon Key</b>	AP All-Pro (2nd team)
<b>G Quinn Meinerz</b>	AP All-Pro (1st team) Pro Bowl
<b>ILB Alex Singleton</b>	Ed Block Courage Award
<b>K Wil Lutz</b>	AFC Special Teams Player of the Week (Wk. 11) AFC Special Teams Player of the Month (October)
<b>WR Marvin Mims Jr.</b>	AFC Special Teams Player of the Week (Wk. 14)
<b>CB Pat Surtain II</b>	AP All-Pro (2nd team) Pro Bowl
<b>WR Courtland Sutton</b>	Pro Bowl

# DENVER BRONCOS SEASON OVERVIEW



## NFL STANDINGS

### AFC East

Team	W	L	T	Pct	PF	PA	Home	Road	Div	AFC	NFC
N.E. <sup>xz</sup>	14	3	0	0.824	490	320	6-3	8-0	5-1	9-3	5-0
Buf. <sup>xy</sup>	12	5	0	0.706	481	365	7-2	5-3	4-2	9-3	3-2
Mia.	7	10	0	0.412	347	424	5-4	2-6	3-3	3-9	4-1
NYJ	3	14	0	0.176	300	503	2-7	1-7	0-6	2-10	1-4

### AFC North

Team	W	L	T	Pct	PF	PA	Home	Road	Div	AFC	NFC
Pit. <sup>xz</sup>	10	7	0	0.588	397	387	6-3	4-4	4-2	8-4	2-3
Bal	8	9	0	0.471	424	398	3-6	5-3	3-3	5-7	3-2
Cin.	6	11	0	0.353	414	492	3-6	3-5	3-3	5-7	1-4
Cle.	5	12	0	0.294	279	379	3-6	1-6	2-4	4-8	1-4

### AFC South

Team	W	L	T	Pct	PF	PA	Home	Road	Div	AFC	NFC
Jac. <sup>xz</sup>	13	4	0	0.765	474	336	7-2	6-2	5-1	10-2	3-2
Hou. <sup>xy</sup>	12	5	0	0.706	404	295	7-2	5-3	5-1	10-2	2-3
Ind.	8	9	0	0.471	466	412	6-3	2-6	2-4	6-6	2-3
Ten.	3	14	0	0.176	284	478	1-8	2-6	0-6	2-10	1-4

### AFC West

Team	W	L	T	Pct	PF	PA	Home	Road	Div	AFC	NFC
Den. <sup>xz*</sup>	14	3	0	0.824	401	311	8-1	6-2	5-1	9-3	5-0
LAC. <sup>xy</sup>	11	6	0	0.647	368	340	6-3	5-3	5-1	8-4	3-2
K.C.	6	11	0	0.353	362	328	5-4	1-7	1-5	3-9	3-2
L.V.	3	14	0	0.176	241	432	2-7	1-7	1-5	3-9	0-5

### NFC East

Team	W	L	T	Pct	PF	PA	Home	Road	Div	NFC	AFC
Phi. <sup>xz</sup>	11	6	0	0.647	379	325	5-3	6-3	3-3	8-4	3-2
Dal.	7	9	1	0.441	471	511	4-3-1	3-6	4-2	4-7-1	3-2
Was.	5	12	0	0.294	356	451	2-6	3-6	3-3	3-9	2-3
NYG	4	13	0	0.235	381	439	3-5	1-8	2-4	2-10	2-3

### NFC North

Team	W	L	T	Pct	PF	PA	Home	Road	Div	NFC	AFC
Chi. <sup>xz</sup>	11	6	0	0.647	441	415	6-2	5-4	2-4	7-5	4-1
G.B. <sup>xy</sup>	9	7	1	0.559	391	360	5-3	4-4-1	4-2	7-4-1	2-3
Min.	9	8	0	0.529	344	333	4-4	5-4	4-2	7-5	2-3
Det.	9	8	0	0.529	481	413	5-3	4-5	2-4	6-6	3-2

### NFC South

Team	W	L	T	Pct	PF	PA	Home	Road	Div	NFC	AFC
Car. <sup>xz</sup>	8	9	0	0.471	311	380	5-3	3-6	3-3	6-6	2-3
T.B.	8	9	0	0.471	380	411	4-4	4-5	3-3	6-6	2-3
Atl.	8	9	0	0.471	353	401	4-4	4-5	3-3	7-5	1-4
N.O.	6	11	0	0.353	306	383	3-5	3-6	3-3	4-8	2-3

### NFC West

Team	W	L	T	Pct	PF	PA	Home	Road	Div	NFC	AFC
Sea. <sup>xz*</sup>	14	3	0	0.824	483	292	6-2	8-1	4-2	9-3	5-0
LAR. <sup>xy</sup>	12	5	0	0.706	518	346	7-1	5-4	4-2	7-5	5-0
S.F. <sup>xy</sup>	12	5	0	0.706	437	371	5-3	7-2	4-2	9-3	3-2
Ari.	3	14	0	0.176	355	388	1-7	2-7	0-6	3-9	0-5

Key: x = clinched playoffs; y = clinched wild card; z = clinched division;  
\* = clinched home field advantage

## NFL CHAMPIONSHIP SUNDAY SCHEDULE

Sunday, Jan. 25

AFC Championship

New England at Denver . . . . . 1:00 p.m. (MST)

NFC Championship

L.A. Rams at Seattle . . . . . 3:30 p.m. (PST)

## BRONCOS ALL-TIME YEAR-BY-YEAR RECORDS

YEAR	PRESEASON	REG. SEASON	PLAYOFFS
1960	0-5	4-9-1	0-0
1961	1-4	3-11	0-0
1962	2-2	7-7	0-0
1963	2-3	2-11-1	0-0
1964	2-3	2-11-1	0-0
1965	1-4	4-10	0-0
1966	1-3	4-10	0-0
1967	3-1	3-11	0-0
1968	1-4	5-9	0-0
1969	1-4	5-8-1	0-0
1970	3-2	5-8-1	0-0
1971	1-4	4-9-1	0-0
1972	2-3	5-9	0-0
1973	2-3	7-5-2	0-0
1974	4-2	7-6-1	0-0
1975	3-3	6-8	0-0
1976	5-2	9-5	0-0
1977	5-1	12-2	2-1 (S.B. loss)
1978	2-2	10-6	0-1
1979	3-1	10-6	0-1
1980	2-2	8-8	0-0
1981	2-2	10-6	0-0
1982	4-0	2-7	0-0
1983	3-1	9-7	0-1
1984	3-1	13-3	0-1
1985	2-2	11-5	0-0
1986	2-2	11-5	2-1 (S.B. loss)
1987	3-2	10-4-1	2-1 (S.B. loss)
1988	3-1	8-8	0-0
1989	2-2	11-5	2-1 (S.B. loss)
1990	3-2	5-11	0-0
1991	2-3	12-4	1-1
1992	1-4	8-8	0-0
1993	2-2	9-7	0-1
1994	2-3	7-9	0-0
1995	3-2	8-8	0-0
1996	3-1	13-3	0-1
1997	3-2	12-4	4-0 (S.B. win)
1998	3-1	14-2	3-0 (S.B. win)
1999	3-2	6-10	0-0
2000	4-0	11-5	0-1
2001	3-1	8-8	0-0
2002	3-1	9-7	0-0
2003	3-1	10-6	0-1
2004	2-3	10-6	0-1
2005	4-0	13-3	1-1
2006	3-1	9-7	0-0
2007	2-2	7-9	0-0
2008	2-2	8-8	0-0
2009	1-3	8-8	0-0
2010	1-3	4-12	0-0
2011	2-2	8-8	1-1
2012	2-2	13-3	0-1
2013	2-2	13-3	2-1 (S.B. loss)
2014	3-1	12-4	0-1
2015	3-1	12-4	3-0 (S.B. win)
2016	2-2	9-7	0-0
2017	4-0	5-11	0-0
2018	2-2	6-10	0-0
2019	2-3	7-9	0-0
2020	N/A	5-11	0-0
2021	3-0	7-10	0-0
2022	2-1	5-12	0-0
2023	1-2	8-9	0-0
2024	3-0	10-7	0-1
2025	3-0	14-3	1-0
TOTAL	157-128 (.551)	532-475-10 (.528)	24-20 (.545)





# DENVER BRONCOS POSTSEASON HIGHLIGHTS

## BRONCOS/PATRIOTS SERIES POSTSEASON BREAKDOWN

Postseason Meetings: 5  
 Broncos Record: 4-1-0 (Home: 0-0-0 / Away: 0-2-0)  
 First Game: at Den. 22, N.E. 17 (1/4/87)  
 Last Game: at Den. 20, N.E. 18 (1/24/16)  
 Current Streak: Won 2

## BRONCOS/PATRIOTS ALL-TIME POSTSEASON RESULTS

1986 (1/4)	W	@Denver 22, New England 17*	Mile High Stadium
2005 (1/14)	W	@ Denver 27, New England 13*	INVESCO Field at Mile High
2011 (1/14)	L	@New England 45, Denver 10*	Gillette Stadium
2013 (1/19)	W	@Denver 26, New England 16**	S.A.F. at Mile High
2015 (1/24)	W	@Denver 20, New England 18**	S.A.F. at Mile High

\* - AFC Divisional Game

\*\* - AFC Championship Game

## BRONCOS POSTSEASON BREAKDOWN

Playoff Games: 44  
 Broncos Record: 24-20 (Home: 18-5 / Away: 3-10 / Neutral: 3-5)  
 First Game: at Den. 34, Pit. 21 (12/24/77)  
 Last Game: at Den. 33, Buf. 30 (OT) (1/17/26)  
 Current Streak: Won 1  
 Longest Den. Win Streak: 7 (12/27/97 - 12/31/00)  
 Longest Opp. Win Streak: 5 (1/15/77 - 1/4/86)  
 Last Den. Home Win: at Den. 33, Buf. 30 (OT) (1/17/26)  
 Last Den. Home Loss: Ind. 24, at Den. 13 (1/11/15)  
 Last Den. Road Win: Den. 24, at Pit. 21 (1/11/98)  
 Last Den. Road Loss: at Buf. 31, Den 7 (1/12/25)  
 Den. Shutouts: None  
 Opp. Shutouts: None  
 Most Den. Points: 42, (12/27/97): at Den. 42, Jac. 17  
 Most Opp. Points: 55, (1/28/90): S.F. 55, Den. 10  
 Total Den. Points: 946  
 Total Opp. Points: 1,105  
 Average Den. Points: 21.5  
 Average Opp. Points: 25.1  
 Largest Den. Win: 35, (1/9/99): at Den. 38, Mia. 3  
 Largest Opp. Win: 45, (1/28/90): S.F. 55, Den. 10  
 Most Points, Both Teams: 73, (1/9/05): at Ind. 49, Den. 24  
 Fewest Points, Both Teams: 17, (1/12/92): at Buf. 10, Den. 7

## ROUND-BY-ROUND POSTSEASON RECORD

The Broncos own a 24-20 (.545) all-time record in postseason games, including a 18-5 (.783) mark in home playoff contests.

### DENVER'S ROUND-BY-ROUND PLAYOFF RECORD

Round	Overall	Home	Away
Wild Card:	2-8 (.200)	2-0 (1.000)	0-7 (.000)
Divisional:	11-6 (.647)	10-4 (.714)	1-2 (.333)
Conf. Champ:	8-2 (.800)	6-1 (.857)	2-1 (.667)
Super Bowl:	3-5 (.375)	N/A	N/A
<b>TOTALS:</b>	<b>24-20 (.545)</b>	<b>18-5 (.783)</b>	<b>3-10 (.231)</b>

## BRONCOS ALL-TIME POSTSEASON RESULTS

Season (Date)	W/L	Result	Site
1977 (12/24)	W	at Den. 34, Pit. 21*	Mile High Stadium
1977 (1/1)	W	at Den. 20, Oak. 17*	Mile High Stadium
1977 (1/15)	L	Dal. 27, Den. 10#	Louisiana Superdome
1978 (12/30)	L	at Pit. 33, Den. 10*	Three Rivers Stadium
1979 (12/23)	L	at Hou. 13, Den. 7%	Astrodome
1983 (12/24)	L	at Sea. 31, Den. 7%	Kingdome
1984 (12/30)	L	Pit. 24, at Den. 17*	Mile High Stadium
1986 (1/4)	W	at Den. 22, N.E. 17*	Mile High Stadium
1986 (1/11)	W	Den. 23, at Cle. 20 (OT)*	Cleveland Stadium
1986 (1/25)	L	NYG 39, Den. 20#	Rose Bowl
1987 (1/10)	W	at Den. 34, Hou. 10*	Mile High Stadium

1987 (1/17)	W	at Den. 38, Cle. 33^	Mile High Stadium
1987 (1/31)	L	Was. 42, Den. 10#	Jack Murphy Stadium
1989 (1/7)	W	at Den. 24, Pit. 23*	Mile High Stadium
1989 (1/14)	W	at Den. 37, Cle. 21^	Mile High Stadium
1989 (1/28)	L	S.F. 55, Den. 10#	Louisiana Superdome
1991 (1/4)	W	at Den. 26, Hou. 24*	Mile High Stadium
1991 (1/12)	L	at Buf. 10, Den. 7^	Rich Stadium
1993 (1/9)	L	at LAR 42, Den. 24%	L.A. Coliseum
1996 (1/4)	L	Jac. 30, at Den. 27*	Mile High Stadium
1997 (12/27)	W	at Den. 42, Jac. 17%	Mile High Stadium
1997 (1/4)	W	Den. 14, at K.C. 10*	Arrowhead Stadium
1997 (1/11)	W	Den. 24, at Pit. 21^	Three Rivers Stadium
1997 (1/25)	W	Den. 31, G.B. 24#	Qualcomm Stadium
1998 (1/9)	W	at Den. 38, Mia. 3*	Mile High Stadium
1998 (1/17)	W	at Den. 23, NYJ 10^	Mile High Stadium
1998 (1/31)	W	Den. 34, Atl. 19#	Pro Player Stadium
2000 (12/31)	L	at Bal. 21, Den. 3%	PSINet Stadium
2003 (1/4)	L	at Ind. 41, Den. 10%	RCA Dome
2004 (1/9)	L	at Ind. 49, Den. 24%	RCA Dome
2005 (1/14)	W	at Den. 27, N.E. 13*	INVESCO Field at Mile High
2005 (1/22)	L	Pit. 34, at Den. 17^	INVESCO Field at Mile High
2011 (1/8)	W	at Den. 29, Pit. 23 (OT)%	S.A.F. at Mile High
2011 (1/14)	L	at N.E. 45, Den. 10*	Gillette Stadium
2012 (1/12)	L	Bal. 38, at Den. 35 (OT)*	S.A.F. at Mile High
2013 (1/12)	W	at Den. 24, S.D. 17*	S.A.F. at Mile High
2013 (1/19)	W	at Den. 26, N.E. 16^	S.A.F. at Mile High
2013 (2/2)	L	Sea. 43, Den. 8#	MetLife Stadium
2014 (1/11)	L	Ind. 24, at Den. 13*	S.A.F. at Mile High
2015 (1/17)	W	at Den. 23, Pit. 16*	S.A.F. at Mile High
2015 (1/24)	W	at Den. 20, N.E. 18^	S.A.F. at Mile High
2015 (2/7)	W	Den. 24, Car. 10#	Levi's Stadium
2024 (1/12)	L	at Buf. 31, Den. 7%	Highmark Stadium
2025 (1/17)	W	at Den. 33, Buf. 30 (OT)*	Empower Field at Mile High

% - W.C. Playoff; \* - Divisional Playoff; ^ - AFC Champ; # - Super Bowl

## BRONCOS CLINCH THE NO. 1 SEED IN THE AFC

Denver defeated the L.A. Chargers in Week 18 by the score of 19-3, clinching the No. 1 overall seed in the AFC for the 2025-26 NFL playoffs. It is the Broncos' ninth time since 1975 earning the conference's top spot, which is the most among all AFC teams in that span.

### MOST AFC NO. 1 SEEDS, SINCE 1975

Rk.	Team	No.
1.	Denver	9
2.	New England	7
3.	Kansas City	6
	Pittsburgh	6
5.	Las Vegas	5

## BRONCOS RANK 2ND IN SUPER BOWL APPEARANCES

Denver's eight Super Bowl appearances are tied for the second most in NFL history.

### MOST SUPER BOWL APPEARANCES, NFL HISTORY

Rk.	Team	No.
1.	New England	11
2.	Denver	8
	Dallas	8
	Pittsburgh	8
	San Francisco	8

### DENVER BRONCOS SUPER BOWL SEASONS/RESULTS

Season	Coach	Opponent	Result
1977	Red Miller	Dallas	L, 27-10
1986	Dan Reeves	N.Y. Giants	L, 39-20
1987	Dan Reeves	Washington	L, 42-10
1989	Dan Reeves	San Francisco	L, 55-10
1997	Mike Shanahan	Green Bay	W, 31-24
1998	Mike Shanahan	Atlanta	W, 34-19
2013	John Fox	Seattle	L, 43-8
2015	Gary Kubiak	Carolina	W, 24-10

# DENVER BRONCOS POSTSEASON HIGHLIGHTS



## BRONCOS ONE OF THE BEST AT HOME

Since the Broncos' first playoff appearance in 1977, they have hosted 23 total games at home in the postseason and posted a 18-5 record. Denver's 18 playoff wins at home in that span is tied for the third most among all NFL teams.

### MOST HOME PLAYOFF WINS, SINCE 1977

Rk.	Team	Wins
1.	San Francisco	25
2.	New England	24
3.	<b>Denver</b>	<b>18</b>
	Philadelphia	18
5.	Dallas	17
	Pittsburgh	17

## BRONCOS BACK ON TOP IN THE WEST

The Broncos clinched their 16th AFC West crown in franchise history and first since the 2015 season after the Week 17 NFL slate. Denver's 16 division titles are the second-most among all AFC West teams.

Additionally, the Broncos 5-1 record against divisional opponents in 2025 is the best mark by the club since the 2014 season when they finished 6-0 against the AFC West. It is also tied for the third-best divisional record since the NFL realigned divisions in their current format in 2002.

### MOST AFC WEST DIVISION TITLES, SINCE 1960

Rk.	Team	No.
1.	Kansas City	17
2.	<b>Denver</b>	<b>16</b>
3.	Oakland / Las Vegas	15
	S.D. / L.A. Chargers	15
5.	Seattle	2

### DENVER BRONCOS' AFC WEST TITLE SEASONS

Year	W	L	T	Coach	Postseason (Rec.)
1977	12	2	0	Red Miller	Super Bowl (2-1)
1978	10	6	0	Red Miller	Playoffs (0-1)
1984	13	3	0	Dan Reeves	Playoffs (0-1)
1986	11	5	0	Dan Reeves	Super Bowl (2-1)
1987	10	4	1	Dan Reeves	Super Bowl (2-1)
1989	11	5	0	Dan Reeves	Super Bowl (2-1)
1991	12	4	0	Dan Reeves	AFC Champ. (1-1)
1996	13	3	0	Mike Shanahan	Playoffs (0-1)
1998	14	2	0	Mike Shanahan	S.B. Champs (3-0)
2005	13	3	0	Mike Shanahan	AFC Champ. (1-1)
2011	8	8	0	John Fox	Playoffs (1-1)
2012	13	3	0	John Fox	Playoffs (0-1)
2013	13	3	0	John Fox	Super Bowl (2-1)
2014	12	4	0	John Fox	Playoffs (0-1)
2015	12	4	0	Gary Kubiak	S.B. Champs (3-0)
2025	14	3	0	<b>Sean Payton</b>	--

## PATRIOTS ARE A COMMON BRONCOS PLAYOFF OPP.

The Patriots represent the Broncos' second most common all-time postseason opponent with the two teams set to meet for the sixth time in the playoffs.

Denver owns a 4-1 all-time record against New England in the post-season, including a 4-0 mark at home.

### DENVER'S MOST COMMON POSTSEASON OPPONENTS

Rk.	Team	Games
1.	Pittsburgh	8
2.	<b>New England</b>	<b>6</b>
3.	Cleveland	3
	Houston (Oilers)	3
	Indianapolis	3

## BRONCOS EARN FIRST ROUND BYE

This marks the 14th time overall and first time since 2015 that the Broncos have earned a first-round playoff bye.

### BRONCOS SEASONS EARNING A PLAYOFF BYE

Year	Seed	Postseason (Rec.)
1978	2	0-1
1984	2	0-1
1986	2	S.B. (2-1)
1987	1	S.B. (2-1)
1989	1	S.B. (2-1)
1991	2	1-1
1996	1	0-1
1998	1	Champs (3-0)
2005	2	1-1
2012	1	0-1
2013	1	S.B. (2-1)
2014	2	0-1
2015	1	Champs (3-0)
2025	1	-- (1-0)

## BRONCOS TOUGH AGAINST PLAYOFF FOES

The Broncos played six games against playoff opponents during the 2025 regular season, posting a record of 4-2 (.667) in those games. Denver's .667 winning percentage against teams in the 2025 postseason is tied for the second best in the NFL while their four wins in such games are tied for the third most.

### BEST WINNING PERCENTAGE


#### AGAINST 2025 POSTSEASON PARTICIPANTS

Team	W	L	T	Pct.
1. Seattle	7	3	0	0.700
2. <b>Denver</b>	<b>4</b>	<b>2</b>	<b>0</b>	<b>0.667</b>
New England	4	2	0	0.667
4. Jacksonville	5	3	0	0.625
5. Chicago	3	2	0	0.600

### DENVER'S GAMES AGAINST 2025 POSTSEASON PARTICIPANTS

Opponent (Date)	Result
at L.A. Chargers (9/21)	L, 20-23
at Philadelphia (10/5)	W, 21-17
at Houston (11/2)	W, 18-15
vs. Green Bay (10/14)	W, 34-26
vs. Jacksonville (10/21)	L, 20-34
vs. L.A. Chargers (1/4)	W, 19-3

## BRONCOS 8-3 ALL-TIME IN AFC TITLE GAMES



The Broncos own a 8-2 (.800) all-time record in AFC Championship games to tie for the second most wins in conference title games since the 1970 NFL merger. Denver is also 6-1 in conference title games at home.

### BEST RECORD IN CONF. TITLE GAMES, SINCE 1970 NFL MERGER

Rk.	Team	W	L	T	Pct.
1.	New England	11	4	0	.733
2.	San Francisco	8	11	0	.421
	Pittsburgh	8	8	0	.500
	Dallas	8	6	0	.571
	Denver	8	2	0	.800



# DENVER BRONCOS REG. SEASON HIGHLIGHTS

## DECADES OF SUCCESS



In the Broncos' six-plus decades of professional football, the team has built an impressive resume that includes three World Championships, eight Super Bowl appearances, 16 AFC West titles and 532 regular-season wins.

### BRONCOS REGULAR-SEASON RECORD BY DECADE, SINCE 1960

Decade	W	L	T	Pct.	Playoff Berths	Win Rk.
1960s	39	97	4	.287	0	22nd
1970s	75	64	5	.539	3	8th
1980s	93	58	1	.615	5	4th
1990s	94	66	0	.588	5	7th
2000s	93	67	0	.581	4	6th
2010s	89	71	0	.556	5	T-8th
2020s	49	52	0	.485	1	T-17th
<b>TOTALS</b>	<b>532</b>	<b>475</b>	<b>10</b>	<b>.528</b>	<b>23</b>	<b>8th</b>

## REACHING DOUBLE-DIGITS

With 14 wins in 2025, the Broncos have now totaled at least 10 wins in 23 seasons since 1975, which is the sixth-most such seasons in that span and the third most among AFC teams. Only the Patriots, 49ers, Steelers, Eagles and Cowboys have more seasons.

### MOST 10+ WIN SEASONS, SINCE 1975

Rk.	Team	No.
1.	New England	28
2.	San Francisco	27
3.	Pittsburgh	26
4.	Philadelphia	25
	Dallas	25
6.	Denver	23

## HOME SELLOUT STREAK

Denver owns the NFL's home record sellout streak (463 games) for a single city. The streak, which includes 440 regular-season games and 23 playoff contests, began in Week 1 of the 1970 season.

### LONGEST CURRENT HOME SELLOUT STREAKS IN A SINGLE CITY (INCLUDES POSTSEASON)

Rk.	Team	Date Started (Opponent)	Streak
1.	Denver	Sept. 27, 1970 (vs. Pittsburgh)	463
2.	Pittsburgh	Sept. 17, 1972 (vs. Oakland)	451
3.	N.Y. Giants	Sept. 15, 1974 (vs. Washington)	416
4.	Green Bay	Oct. 2, 1960 (vs. Detroit)	412

## COMEBACK KINGS

With their comeback win over the Chiefs in Week 17, the Broncos clinched their 12th such victory this season. That is the most by any team in a single season in NFL history, surpassing the previous record set by Kansas City (11) in 2024.

### MOST COMEBACK WINS, NFL HISTORY

Team	Season	Comeback Wins
Denver	2025	12
Kansas City	2024	11
Seven Teams Tied	--	10

## 2025 PROVING TO BE ONE OF THE BEST

The Broncos clinched their 14th win of the season in Week 18 against the Chargers, improving to a 14-3 record on the year. Their 14 wins in 2025 are tied for the most in club history and are the most by a Broncos team since 1998 (14 wins).

Denver also tied franchise records for road wins (6) and home victories (8) in a single season.

### MOST WINS, SINGLE SEASON, TEAM HISTORY

Rk.	Season	W	L	T	Win%
1.	2025	13	3	0	.813
	1998	14	2	0	.875
3.	2013	13	3	0	.813
	2012	13	3	0	.813
	2005	13	3	0	.813
	1996	13	3	0	.813
	1984	13	3	0	.813

## BRONCOS WITH 8TH-MOST WINS IN NFL SINCE 1960

The Broncos, who played their first regular season game on Friday, Sept. 9, 1960, have accumulated 555 victories (532 reg. + 23 post-season) in franchise history. Denver has recorded the eighth-most regular-season wins since 1960 and is currently 1-of-9 NFL franchises in that span to reach 530 wins.

### TOTAL WINS, REGULAR SEASON, SINCE 1960

Rk.	Team	Games	Wins	Losses	Ties	Pct.
1.	Pittsburgh	1,015	580	424	11	.577
2.	Dallas	1,015	576	432	7	.571
3.	Green Bay	1,015	571	428	16	.571
4.	New England	1,017	559	449	9	.555
5.	Kansas City	1,017	553	452	12	.550
6.	Minnesota	1,003	546	446	11	.550
7.	San Francisco	1,015	541	463	11	.539
8.	Denver	1,017	532	475	10	.528
9.	Indianapolis	1,015	531	477	7	.527
10.	Philadelphia	1,015	522	479	14	.521

## BRONCOS OWN 4TH-MOST HOME WINS SINCE 1960

The Broncos, who currently have 532 regular-season wins, also own 319 home victories in franchise history. Denver clinched its 300th home win in the 2022 season finale against the L.A. Chargers.

With 319 such victories, the Broncos are currently 1-of-7 teams with 300+ home wins since 1960.

### TEAMS WITH 300 OR MORE HOME WINS, SINCE 1960

Rk.	Team	Games	Wins	Losses	Ties	Pct.
1.	Pittsburgh	508	337	166	5	.669
2.	Green Bay	507	332	167	8	.663
3.	Dallas	507	320	182	5	.637
4.	Denver	510	319	184	7	.634
	Kansas City	508	318	186	4	.631



# DENVER BRONCOS PLAYER PERSONNEL

## GEORGE PATON ENTERS FIFTH YEAR AS BRONCOS GM



George Paton, who was named general manager of the Broncos on Jan. 13, 2021, is the club's 15th top personnel executive since the franchise's inception in 1960.

EXECUTIVE	TITLE	YEAR(S)
Dean Griffing	General Manager	1960-61
Jack Faulkner	General Manager/Head Coach	1962-64
Fred Gehrke	Director of Player Personnel	1965-66
Lou Saban	General Manager/Head Coach	1967-71
John Ralston	General Manager/Head Coach	1972-76
Fred Gehrke	Vice President—General Manager	1977-80
Grady Alderman	General Manager	1981-82
Hein Poulus	Vice President—General Manager	1983
John Beake	General Manager	1984-98
Neal Dahlen	General Manager	1999-2001
Ted Sundquist	General Manager	2002-07
Jim Goodman	V.P. of Football Ops./Player Personnel	2008
Brian Xanders	General Manager	2009-10
John Elway	Exec. V.P. of Football Ops./GM	2011-20
<b>George Paton</b>	<b>General Manager</b>	<b>2021-pres.</b>

## 2025 BRONCOS ROOKIE DRAFT CLASS

Denver's fifth draft under General Manager George Paton saw Denver make a total of seven selections consisting of three offensive players, three defensive players and one special teamer. For the fifth time in team history and the first time since 2021, the Broncos selected a cornerback with their first-round selection.

### DENVER'S 2025 DRAFT CLASS

Player	Pos.	Rd. (Ovr.)	School
Jahdae Barron	CB	1 (20)	Texas
RJ Harvey	RB	2 (60)	Central Florida
Pat Bryant	WR	3 (74)	Illinois
Sai'vion Jones	DE	3 (101)	LSU
Que Robinson	OLB	4 (134)	Alabama
Jeremy Crawshaw	P	6 (216)	Florida
Caleb Lohner	TE	7 (241)	Utah

## PATON FILLS OUT BRONCOS ROSTER

The Broncos' 2025 53-man roster features 14 players (26.4%) who are new to the team.

### NEW PLAYERS ON DENVER'S 53-MAN ROSTER

How Acquired	Total
NFL Draft	6
College Free Agency	2
Veteran Free Agency	5
Practice Squad Signing	1
<b>TOTALS</b>	<b>14</b>

## PATON FILLS OUT BRONCOS ROSTER CONT.

### NEW VETERAN PLAYERS ON DENVER'S 53-MAN ROSTER

Player	Pos.	Exp.	How Acq.	Prev. Team
Sam Ehlinger	QB	4	FA	Indianapolis
Evan Engram	TE	9	FA	Jacksonville
Dre Greenlaw	LB	7	UFA (S.F.)	San Francisco
Talanoa Hufanga	S	5	UFA (S.F.)	San Francisco
Sam Mustipher	C	7	PS (LAC)	L.A. Chargers
Adam Prentice	FB	5	FA	New Orleans

### ROOKIE PLAYERS ON DENVER'S 53-MAN ROSTER

Player	Pos.	Rd. (Ovr.)	School
Jahdae Barron	CB	1 (20)	Texas
Pat Bryant	WR	3 (101)	Illinois
Jeremy Crawshaw	P	6 (216)	Florida
RJ Harvey	RB	2 (60)	Central Florida
Sai'vion Jones	DE	3 (101)	LSU
Karene Reid	ILB	CFA	Utah
Que Robinson	OLB	4 (134)	Alabama
Jordan Turner	ILB	CFA	Michigan State

## SUCCESS IN SCOUTING UNDRAFTED FREE AGENTS

In 21 of the last 22 years, at least one rookie college free agent has made the Broncos' initial 53-man roster out of training camp. This season, ILB Karene Reid became the 34th college free agent since 1997 to make the Broncos' initial roster out of camp.

In George Paton's five seasons as the team's general manager, the Broncos have kept a total of 10 undrafted free agents on the initial 53-man roster.

### CFAs SIGNED BY DENVER ON INITIAL 2025 53-MAN ROSTER

Year	Player	Pos.	College
2023	Nate Adkins	TE	South Carolina
2023	Jaleel McLaughlin	RB	Youngstown St.
2023	Alex Palczewski	T	Illinois
2024	Frank Crum	T	Wyoming
2025	Karene Reid	ILB	Utah

## SIX BRONCOS SENT TO PRO BOWL

Six Broncos, three of which were drafted by General Manager George Paton, were selected to participate in the 2026 Pro Bowl Games. That is tied for the most among all teams in 2026 while it is the most Broncos selected in a season since 2016 (6 players).

### BRONCOS PRO BOWL SELECTIONS, 2026 PRO BOWL

Player	Pos.	Player	Pos.
Zach Allen	DL	Quinn Meinerz	G
Garett Bolles	T	Pat Surtain II	CB
Nik Bonitto	OLB	Courtland Sutton	WR

## SIX BRONCOS NAMED TO AP ALL-PRO TEAM

The Broncos had a league-high six players named to the Associated Press All-Pro team for the 2025 season, which is tied for the second most All-Pro selections in a season in team history and most since 1996 (6 players). A franchise record four players—defensive lineman Zach Allen, tackle Garett Bolles, guard Quinn Meinerz and special teamer Devon Key—were named first team while two players—safety Talanoa Hufanga and cornerback Pat Surtain II—were named to the second team.

### ASSOCIATED PRESS ALL PRO SELECTIONS, 2025 SEASON

Player	Acq.	Career Selections	Team
IDL Zach Allen	UFA (Ari.)-'23	2	1st
T Garett Bolles	D1-'17	2	1st
ST Devon Key	FA-'22	1	1st
G Quinn Meinerz	D3a-'21	2	1st
S Talanoa Hufanga	UFA (S.F.)-'25	2	2nd
CB Pat Surtain II	D1-'21	3	2nd



# HEAD COACH SEAN PAYTON

## SEAN PAYTON LEADS DENVER BRONCOS

### IN THIRD SEASON AS HEAD COACH



Sean Payton was named the 20th head coach in franchise history on Feb. 3, 2023. Below is a look at the overall records (regular season and playoffs) for all of Denver's head coaches.

#### OVERALL RECORDS, BRONCOS ALL-TIME HEAD COACHES

Head Coach	Years	W	L	T	Pct.
Frank Filchock	1960-61	7	20	1	.268
Jack Faulkner	1962-64	9	22	1	.297
Mac Speedie*	1964-66	6	19	1	.250
Ray Malavasi*	1966	4	8	0	.333
Lou Saban	1967-71	20	42	3	.331
Jerry Smith*	1971	2	3	0	.400
John Ralston	1972-76	34	33	3	.507
Red Miller	1977-80	42	25	0	.627
Dan Reeves	1981-92	117	79	1	.596
Wade Phillips	1993-94	16	17	0	.485
Mike Shanahan	1995-2008	146	91	0	.616
Josh McDaniels	2009-10	11	17	0	.393
Eric Studesville*	2010	1	3	0	.250
John Fox	2011-14	49	22	0	.690
Gary Kubiak	2015-16	24	11	0	.686
Vance Joseph	2017-18	11	21	0	.344
Vic Fangio	2019-21	19	30	0	.388
Nathaniel Hackett	2022	4	11	0	.267
Jerry Rosburg*	2022	1	1	0	.500
<b>Sean Payton</b>	<b>2023-25</b>	<b>33</b>	<b>19</b>	<b>0</b>	<b>.635</b>

\*Interim Head Coach

#### BREAKDOWN OF PAYTON'S COACHING RECORD

Category	W	L	T	Pct.
Regular season record as an NFL head coach	184	108	0	.630
Postseason record as an NFL head coach	10	9	0	.526
Overall record as an NFL head coach	194	117	0	.624
Regular season record as an NFL assistant coach	70	73	1	.490
Postseason record as an NFL assistant coach	2	3	0	.400
Overall record as an NFL assistant coach	72	76	1	.487
Overall record as an NFL coach	266	193	1	.579
Regular season record as a collegiate assistant coach	44	53	4	.455
Postseason record as a collegiate assistant coach	0	0	0	—
Overall record as a collegiate assistant coach	44	53	4	.455
<b>Overall record coaching football</b>	<b>310</b>	<b>246</b>	<b>5</b>	<b>.557</b>

## PAYTON'S YEAR-BY-YEAR NFL COACHING CAREER

Year	Position	Team	Rec.	Postseason
1997	Quarterbacks	Philadelphia	6-9-1	
1998	Quarterbacks	Philadelphia	3-13	
1999	Quarterbacks	N.Y. Giants	7-9	
2000	Offensive Coordinator	N.Y. Giants	12-4	Playoffs (2-1)
2001	Offensive Coordinator	N.Y. Giants	7-9	
2002	Offensive Coordinator	N.Y. Giants	10-6	Playoffs (0-1)
2003	Asst. Head Coach/QBs	Dallas	10-6	Playoffs (0-1)
2004	Asst. Head Coach/QBs	Dallas	6-10	
2005	Asst. Head Coach/QBs	Dallas	9-7	
2006	Head Coach	New Orleans	10-6	Playoffs (1-1)
2007	Head Coach	New Orleans	7-9	
2008	Head Coach	New Orleans	8-8	
2009	Head Coach	New Orleans	13-3	Playoffs (3-0)
2010	Head Coach	New Orleans	11-5	Playoffs (0-1)
2011	Head Coach	New Orleans	13-3	Playoffs (1-1)
2013	Head Coach	New Orleans	11-5	Playoffs (1-1)
2014	Head Coach	New Orleans	7-9	
2015	Head Coach	New Orleans	7-9	
2016	Head Coach	New Orleans	7-9	
2017	Head Coach	New Orleans	11-5	Playoffs (1-1)
2018	Head Coach	New Orleans	13-3	Playoffs (1-1)
2019	Head Coach	New Orleans	13-3	Playoffs (0-1)
2020	Head Coach	New Orleans	12-4	Playoffs (1-1)
2021	Head Coach	New Orleans	9-8	
2023	Head Coach	Denver	8-9	
2024	Head Coach	Denver	10-7	Playoffs (0-1)
2025	Head Coach	Denver	14-3	Playoffs (1-0)
<b>TOTALS</b>			<b>254-181-1 (.584)</b>	<b>12-12 (.500)</b>

### PAYTON RANKS 13TH ALL-TIME IN WINS

For his career, Head Coach Sean Payton has accumulated 184 regular-season wins, including 14 in 2025. His 184 such victories are the 13th-most among all head coaches in NFL history.

#### MOST WINS AMONG HEAD COACHES, REG. SEASON, NFL HISTORY

Rk.	Name	Years	Wins
1.	Don Shula*	1963-95	328
2.	George Halas*	1920-67	318
3.	Bill Belichick	1991-2023	302
4.	Andy Reid	1999-pres.	279
5.	Tom Landry*	1960-88	250
6.	Curly Lambeau*	1921-53	226
7.	Paul Brown*	1946-75	213
8.	Marty Schottenheimer	1984-2006	200
9.	Chuck Noll*	1969-1991	193
	Mike Tomlin	2007-pres.	193
11.	Dan Reeves	1981-2003	190
12.	Chuck Knox	1973-94	186
<b>13.</b>	<b>Sean Payton</b>	<b>2006-pres.</b>	<b>184</b>
14.	John Harbaugh	2008-pres.	180
15.	Mike McCarthy	2006-pres.	174
16.	Jeff Fisher	1994-2016	173
	Pete Carroll	1994-pres.	173
18.	Bill Parcells*	1983-2006	172
19.	Tom Coughlin	1995-2015	170
	Mike Shanahan	1988-2013	170

+ = Inductee into Pro Football Hall of Fame

# HEAD COACH SEAN PAYTON REG. SEASON HIGHLIGHTS



## PAYTON AMONG BEST ACTIVE HEAD COACHES



Head Coach Sean Payton has tallied 194 wins (reg. + postseason) in his career, which is tied for the third-most victories among active head coaches. Additionally, his .624 overall winning percentage as a head coach ranks second among active coaches (min. 200 games), trailing only Andy Reid (.638).

### CAREER RECORDS, ACTIVE HEAD COACHES

Rk.	Name	Regular Season	Postseason	Total
1.	Andy Reid	279-157-1	28-17	307-174-1
2.	Mike Tomlin	193-114-2	8-12	201-125-2
3.	John Harbaugh	180-113-0	13-11	193-124-0
4.	<b>Sean Payton</b>	<b>184-108-0</b>	<b>10-9</b>	<b>194-117-0</b>
5.	Pete Carroll	173-134-1	11-11	184-145-1

## PAYTON FINDING WAYS TO WIN

Head Coach Sean Payton has recorded a .630 winning percentage in regular-season games in his career with a 184-108-0 record. That is the fourth-best mark among active head coaches with at least 100 games coached, behind only Sean McDermott, Matt LaFleur and Andy Reid.

### BEST WINNING %, ACTIVE HEAD COACHES (MIN. 100 GAMES)

Rk.	Name	Record	Win %
1.	Sean McDermott	98-50-0	.662
2.	Matt LaFleur	76-40-1	.654
3.	Andy Reid	279-157-1	.640
4.	<b>Sean Payton</b>	<b>184-108-0</b>	<b>.630</b>
5.	Mike Tomlin	193-114-2	.628

## SEASONS WITH 10 OR MORE WINS



Head Coach Sean Payton, who has served in the role for 18 years, has led teams to 10 or more wins in a single season on 11 occasions, including in Denver in 2024 and '25. Among active coaches, Payton's 11 seasons with 10+ wins is tied for the third most.

### SEASONS WITH 10+ WINS, ACTIVE HEAD COACHES

Rk.	Name	Seasons
1.	Andy Reid	19
2.	Mike Tomlin	2
3.	<b>Sean Payton</b>	<b>11</b>
	John Harbaugh	11

## 76 GAMES OVER .500

Across 18 seasons as an NFL head coach, Sean Payton has amassed a 184-108 (.630) regular-season record and is currently 76 games over .500 for his career. His 76 games over .500 is third among active coaches, trailing only Andy Reid (122) and Mike Tomlin (79).

### GAMES OVER .500, REG. SEASON, ACTIVE HEAD COACHES

Rk.	Name	Record	Gms over .500
1.	Andy Reid	279-157-1	122
2.	Mike Tomlin	193-114-2	79
3.	<b>Sean Payton</b>	<b>184-108-0</b>	<b>76</b>
4.	John Harbaugh	180-113-0	65
5.	Pete Carroll	173-134-1	39

## GETTING TEAMS TO THE TOP OF THE DIVISION

Teams led by Head Coach Sean Payton have averaged a divisional ranking of 1.9 in his 18 seasons as a head coach. That is tied for the third-best mark among coaches with at least 200 games coached, behind only Mike Tomlin (1.8) and Andy Reid (1.8).

### AVG. RANK IN DIVISION, ACTIVE HEAD COACHES (MIN. 200 GAMES)

Rk.	Name	Avg. Rk.
1.	Mike Tomlin	1.8
	Andy Reid	1.8
3.	<b>Sean Payton</b>	<b>1.9</b>
	John Harbaugh	1.9
5.	Pete Carroll	2.4

## 2025 BRONCOS ASSISTANT COACHING STAFF

### (S) - Sideline; (B) - Booth

#### OFFENSE

Joe Lombardi (B) ..... Offensive Coordinator  
 Zach Strief (S) ..... Off. Run Game Coord./Asst. Head Coach  
 Davis Webb (S) ..... Off. Pass Game Coord./Quarterbacks  
 Lou Ayeni (S) ..... Running Backs  
 Pete Carmichael (S) ..... Senior Offensive Assistant  
 Keary Colbert (S) ..... Wide Receivers  
 Zack Grossi (S) ..... Passing Game Specialist  
 Austin King (S) ..... Tight Ends  
 Chris Morgan (B) ..... Asst. Offensive Line  
 Evan Rothstein (B) ..... Dir. of Game Management/OL Asst.  
 Logan Kilgore (S) ..... Offensive Quality Control  
 Favian Upshaw (B) ..... Offensive Quality Control

#### DEFENSE

Vance Joseph (S) ..... Defensive Coordinator  
 Jim Leonhard (B) ..... Def. Pass Game Coord./Asst. Head Coach  
 Jamar Cain (S) ..... Defensive Line  
 Addison Lynch (S) ..... Cornerbacks  
 Isaac Shewmaker (S) ..... Linebackers  
 Jeff Schmedding (S) ..... Inside Linebackers  
 Joe Vitt (S) ..... Senior Defensive Assistant  
 Todd Davis (B) ..... Defensive Quality Control  
 Brian Niedermeyer (B) ..... Defensive Quality Control

#### SPECIAL TEAMS

Darren Rizzi (S) ..... Special Teams Coord./Asst. Head Coach  
 Marwan Maalouf (B) ..... Asst. Special Teams  
 Zach Line (S) ..... Special Teams Quality Control

#### STRENGTH AND CONDITIONING

Shaun Snee (S) ..... Director of Strength and Conditioning  
 Dan Dalrymple (S) ..... Head Strength and Conditioning  
 Korey Jones (S) ..... Assistant Strength and Conditioning  
 Taylor Porter (S) ..... Assistant Strength and Conditioning





# HEAD COACH SEAN PAYTON POSTSEASON HIGHLIGHTS

## CHAMPIONSHIP PEDIGREE



Among active NFL head coaches, there are four who have appeared in at least four conference championship games while at the helm of their respective clubs. Broncos Head Coach Sean Payton has advanced to four Championship Games in his career, tying him for second among active head coaches.

### CONF. CHAMPIONSHIP GAMES, ACTIVE HCs

Rk.	Name	No.
1	Andy Reid	11
2.	<b>Sean Payton</b>	<b>4</b>
	John Harbaugh	4
	Kyle Shanahan	4

## PLAYOFF PAYTON

Among 2025 head coaches, Broncos Head Coach Sean Payton owns the fifth-most playoff appearances (11), and the fourth-most playoff wins (10).

### MOST PLAYOFF APPEARANCES, 2025 HEAD COACHES

Rk.	Name	Playoff Appearances
1	Andy Reid	20
2.	Mike Tomlin	13
3.	John Harbaugh	12
	Pete Carroll	12
5.	<b>Sean Payton</b>	<b>11</b>

### MOST PLAYOFF WINS, 2025 HEAD COACHES

Rk.	Name	Playoff Wins
1	Andy Reid	26
2.	John Harbaugh	12
3.	Pete Carroll	11
4.	<b>Sean Payton</b>	<b>10</b>
5.	Mike Tomlin	8

## LEADING MULTIPLE TEAMS TO THE POSTSEASON

Out of the 16 active head coaches with multiple playoff appearances, Broncos Head Coach Sean Payton is 1-of-6 to guide multiple teams to the postseason, along with Jim Harbaugh, Pete Carroll, Dan Quinn, Andy Reid and Mike Vrabel. He is also just 1-of-4 active coaches to lead multiple teams of different conferences to postseason play.

### LEADING MULT. TEAMS TO PLAYOFFS, ACTIVE HEAD COACHES

Name	Teams
Pete Carroll	N.E., Sea.
Jim Harbaugh	S.F., LAC
<b>Sean Payton</b>	<b>N.O., Den.</b>
Andy Reid	Phi., K.C.
Dan Quinn	Atl., Was.
Mike Vrabel	Ten., N.E.

## VIEWS FROM THE TOP



With the Broncos clinching the No. 1 seed in the AFC in the 2025 playoffs, Head Coach Sean Payton became just the fifth head coach in NFL history to lead multiple franchises to the top seed in the postseason. Among those coaches, he is just the third to do so in both conferences.

### LEADING MULT. TEAMS TO NO. 1 SEEDS, ACTIVE HEAD COACHES

Name	Teams
Tom Coughlin	Jac., NYG
Mike Holmgren	G.B., Sea.
<b>Sean Payton</b>	<b>N.O., Den.</b>
Andy Reid	Phi., K.C.
Marty Schottenheimer	Cle., K.C., S.D.

## FINDING WAYS TO THE TOP SEED

Since Head Coach Sean Payton's first season as a head coach in 2006, he has led his teams to the top spot within their respective conference's playoffs three times. That is the third most times among all coaches in that span, behind only Bill Belichick (6) and Andy Reid (4).

### MOST NO. 1 SEEDS, SINCE 2006

Rk.	Name	Seasons
1	Bill Belichick	6
2.	Andy Reid	4
3.	<b>Sean Payton</b>	<b>3</b>
4.	Six Coaches Tied	2

## PAYTON LEADING DIFFERENT TEAMS TO WINS



Head Coach Sean Payton has led his team to a win in the postseason in eight seasons in his career. That is tied for the third-most among 2025 head coaches, behind only Andy Reid (15) and John Harbaugh (9).

### MOST SEASONS WITH A PLAYOFF WIN, ACTIVE HEAD COACHES

Rk.	Name	Seasons
1	Andy Reid	15
2.	John Harbaugh	9
3.	<b>Sean Payton</b>	<b>8</b>
	Pete Carroll	8
5.	Sean McDermott	5

# DENVER BRONCOS OFFENSIVE HIGHLIGHTS



## BRONCOS TOUGH IN CLOSE GAMES



This season, the Broncos have recorded a winning percentage of .846 (11-2) in one-score games, which is the most by any team in the NFL this season. Denver's 11 wins in one-score contests is also tied for the most by any team in NFL history in a season.

### WIN PERCENTAGE IN ONE-SCORE GAMES, 2025 SEASON

Rk.	Team	W	L	T	Win%
1.	Denver	11	2	0	.846
2.	San Francisco	5	1	0	.833
3.	L.A. Chargers	6	2	0	.750
4.	Carolina	7	3	0	.700
	New England	7	3	0	.700
	Pittsburgh	7	3	0	.700

## GETTING TO 20

After their 20-13 win over Kansas City in Week 17, the Broncos have now eclipsed the 20-point mark 13 times in 2025. That is tied for the eighth-most games in team history and the most by the club since the 2014 season (15 games).

### MOST 20+ POINTS GAMES, TEAM HISTORY

Rk.	Season	Games
1.	2013	16
2.	2014	15
	2012	15
	1998	15
5.	2005	14
	2000	14
	1997	14
8.	2025	13
	2002	13

## HERE'S THE POINT...



The Broncos have scored a total of 401 points this season while allowing just 311 points on defense. Their point differential of +90 is the fifth-best mark among all AFC teams this year and seventh in the NFL.

### BEST POINTS MARGIN, AFC TEAMS, 2025 SEASON

Rk.	Team	PS	PA	PM
1.	New England	490	320	+170
2.	Jacksonville	474	336	+138
3.	Buffalo	481	365	+116
4.	Houston	404	295	+109
5.	Denver	401	311	+90

## BRONCOS NEAR TOP IN RUSHING



Recording 456 rushes for 2,018 yards (4.43avg.) with 18 touchdowns, the Broncos have recorded the sixth-most rushing touchdowns in the AFC this season. The Broncos' 2,018 rushing yards are also the seventh most among all NFL teams.

### RUSHING TOUCHDOWNS, AFC TEAMS, 2025 SEASON

Rk.	Team	Att.	Yds.	Avg.	TDs	Yds./G
1.	Buffalo	547	2,714	4.96	30	159.6
2.	Indianapolis	442	2,007	4.54	27	118.1
3.	Baltimore	507	2,662	5.25	23	156.6
4.	Jacksonville	489	1,956	4.00	22	115.1
	New England	494	2,191	4.44	22	128.9
6.	Denver	456	2,018	4.43	18	118.7

## WINNING IN THE TRENCHES

The Broncos set the best mark by any NFL team since at least 1977 this season with a +45 sack differential. Denver finished with a league-high 68 sacks while allowing a league-tying low 23.

### BEST SACK DIFFERENTIAL, SINGLE SEASON, SINCE 1977

Rk.	Team	Season	Sacks	Opp. Sacks	Sack Diff.
1.	Denver	2025	68	23	+45
2.	New England	1977	58	14	+44
3.	Baltimore	2006	60	17	+43
4.	Pittsburgh	2020	56	14	+42
	New Orleans	1992	57	15	+42

## BRONCOS CONTROLLING THE BALL

This season, the Broncos' offense has produced 37 total drives that have lasted at least 10 plays. Of those 37 drives, 29 of them have resulted in a score (touchdown or field goal), which is tied for the third most among all NFL teams this season.

### MOST 10+ PLAY DRIVES ENDING IN A SCORE, 2025 SEASON

Rk.	Team	10+ Drives	10+ Scores	Eff.
1.	Dallas	39	33	84.6
2.	San Francisco	36	32	88.9
3.	Denver	37	29	78.4
	Houston	36	29	80.6
5.	Kansas City	34	28	82.4
	L.A. Rams	34	28	82.4
	New Orleans	39	28	71.8

## PUTTING UP POINTS IN THE PLAYOFFS

In the AFC Divisional Round last week, the Broncos finished with 33 points scored against Buffalo to defeat the Bills 33-30 in overtime. Denver's 33 points scored were the ninth most by the club in a postseason game and the most since the 2013 postseason (35 vs. Bal., 1/12).

### MOST POINTS SCORED IN A PLAYOFF GAME, TEAM HISTORY

Rk.	Game (Date)	Pts.	Rk.	Game (Date)	Pts.
1.	vs. Jac. (12/27/97)	42	6.	vs. Atl. (1/31/99)	34
2.	vs. Mia. (1/9/99)	38	7.	vs. Hou. (1/10/88)	34
3.	vs. Cle. (1/17/88)	38	8.	vs. Pit. (12/24/77)	34
4.	vs. Cle. (1/14/90)	37	9.	vs. Buf. (1/17/26)	33
5.	vs. Bal. (1/12/13)	35	10.	vs. G.B. (1/25/98)	31



### NIX IN ELITE COMPANY

With one passing touchdown in Week 17 at Kansas City, quarterback Bo Nix has now completed 25 passing touchdowns and totaled over 3,500 passing yards in each of his first two seasons. He became just the third quarterback in NFL history to do so, joining Peyton Manning and Justin Herbert.



**25+ PASS. TDS AND 3,500+ PASS. YDS., FIRST TWO SEASONS, NFL HISTORY**

Player	Seasons	# of Seasons
Peyton Manning	1998-99	2
Justin Herbert	2020-21	2
<b>Bo Nix</b>	<b>2024-25</b>	<b>2</b>

### NIX HITS 5,000 CAREER PASSING YARDS

Reaching the 5,000 career passing yards mark in his 23rd career game in Week 6 vs. the Jets, Bo Nix is tied for the fourth-fastest signal caller to reach that milestone since 2020.

**FASTEST PLAYERS TO 5,000 PASSING YARDS, NFL, SINCE 2020**

Rk.	Player	Att.	Pass. Yds.	Tds	Games
1.	Justin Herbert	683	5,011	33	17
2.	Joe Burrow	690	5,185	33	19
	C.J. Stroud	638	5,162	29	19
4.	<b>Bo Nix</b>	<b>773</b>	<b>5,052</b>	<b>38</b>	<b>23</b>
	Trevor Lawrence	805	5,038	21	23
	Brock Purdy	554	5,169	42	23

### NIX LEADING BRONCOS TO WINS

With quarterback Bo Nix as its starter from 2024-25, Denver has accumulated a record of 24-10 (.706) in the regular season. The team's 24 wins are the most by a Broncos' starting quarterback and are tied for the most by any quarterback through his first two seasons.

**MOST WINS AS A STARTER, REG. SEASON,**

**FIRST TWO SEASONS, NFL HISTORY**

Rk.	Player	Wins	Loss	Ties	Win%
1.	<b>Bo Nix</b>	<b>24</b>	<b>10</b>	<b>0</b>	<b>.706</b>
	Russell Wilson	24	8	0	.750
3.	Andrew Luck	22	10	0	.688
	Dak Prescott	22	10	0	.688
	Ben Roethlisberger	22	3	0	.880

### NIX'S SITUATIONAL RECORDS

Below is a look at Bo Nix's career situational records. He owns a career 24-10 (.706) regular-season record.

#### BO NIX CAREER SITUATIONAL RECORDS

Throws 0 TD passes.....	5-3	On Sunday.....	19-8
Throws 1+TD passes.....	19-6	On Monday.....	2-0
Throws 2+TD passes.....	11-4	On Thursday.....	3-1
Throws 3+TD passes.....	6-2	On Saturday.....	0-1
Throws 4+TD passes.....	4-0	In September.....	4-4
Throws for <200 yds. ....	10-2	In October.....	7-1
Throws for 200+yds. ....	15-7	In November.....	7-2
Throws for 300+yds. ....	5-1	In Dec./Jan. ....	7-3
Was not intercepted.....	15-3	At home.....	15-3
Was intercepted.....	9-7	On road.....	10-7
Was not sacked.....	8-1	In division.....	8-4
Was sacked.....	16-9	In conference.....	14-9
Posts 100+rating.....	6-4	Out of conference.....	10-1

### DON'T COUNT OUT BO


After the team's fourth-quarter comeback in Week 11 against the Chiefs, quarterback Bo Nix recorded his eighth career fourth-quarter comeback and fifth of 2025. That mark is tied for the most fourth-quarter comebacks in the NFL since last season and is the third most in Broncos team history.

**MOST FOURTH-QUARTER COMEBACKS, SINCE 2024**

Rk.	Player	Team	Games
1.	<b>Bo Nix</b>	<b>Denver</b>	<b>8</b>
	Caleb Williams	Chicago	8
3.	Patrick Mahomes	Kansas City	6
	Baker Mayfield	Tampa Bay	6
	Jordan Love	Green Bay	6

### BO 'SIX'

Quarterback Bo Nix has been one of the best in the NFL at finding the endzone through the air since entering the league in 2024. Nix is just 1-of-5 players to record at least 25 passing scores in both 2024 and '25 while he is also 1-of-5 to rank in the Top-10 in both seasons.



**PLAYERS WITH 25+ PASSING TDs IN 2024 AND 2025**

Player	2024 TDs	2025 TDs
Baker Mayfield	41	26
Jared Goff	37	34
Sam Darnold	35	25
<b>Bo Nix</b>	<b>29</b>	<b>25</b>
Josh Allen	28	25

### PUTTING A 'BO' ON IT

In Week 15 vs. Green Bay, quarterback Bo Nix posted his fourth career game with at least four passing touchdowns, tied for the fourth most such contests among all signal callers since the start of the 2024 season.

Nix's four games with four passing touchdowns also ranks near the top historically among passers in their first two seasons. With his Week 15 performance against the Packers, he is now tied for the third-most games with four or more passing scores within a player's first two seasons in NFL history.

**MOST GAMES WITH 4+ PASSING TDs, SINCE 2024**

Rk.	Player	Games
1.	Lamar Jackson	6
2.	Matthew Stafford	5
	Joe Burrow	5
4.	<b>Bo Nix</b>	<b>4</b>
	Baker Mayfield	4
	Sam Darnold	4
7.	Aaron Rodgers	3
	Jared Goff	3
	Jordan Love	3

**MOST GAMES WITH 4+ PASSING TDs IN FIRST TWO SEASONS,**

**NFL HISTORY**

Rk.	Player	Games
1.	Patrick Mahomes	7
2.	Dan Marino	6
3.	<b>Bo Nix</b>	<b>4</b>
	Four Others Tied	4



## NIX'S 2025 REGULAR SEASON IN REVIEW

Completing 388-of-612 passes for 3,931 yards with 25 touchdowns and 11 interceptions (87.8 rtg.) this year, quarterback Bo Nix's 3,931 passing yards ranks third among AFC quarterbacks. Additionally, he ranked in the Top-10 among all NFL signal callers in completions (T-3rd, 388), passing yards (8th, 3,931) and passing touchdowns (T-9th, 25).

### PASSING YARDS, AFC QBs, 2025 SEASON

Rk.	Player	Team	Comp.	Att.	Yds.	TDs	INTs	Rtg.
1.	Drake Maye	N.E.	354	492	4,394	31	8	113.5
2.	Trevor Lawrence	Jac.	341	560	4,007	29	12	91.0
3.	<b>Bo Nix</b>	<b>Den.</b>	<b>388</b>	<b>612</b>	<b>3,931</b>	<b>25</b>	<b>11</b>	<b>87.8</b>
4.	Justin Herbert	LAC	340	512	3,727	26	13	94.1
5.	Josh Allen	Buf.	319	460	3,668	25	10	102.2

## HARD TO BRING DOWN BO

Quarterback Bo Nix has proven to be one of the hardest quarterbacks to take down in the NFL since entering the league in 2024, being sacked only 46 times on 1,309 drop backs. Among signal callers with at least 900 drop backs since the start of the 2024 season, Nix's 46 sacks are the second fewest behind only Jordan Love (35).

### FEWEST SACKS TAKEN, 2024-25 SEASONS, MIN. 900 DROP BACKS,

Rk.	Player	Team	Drop backs	Sacks
1.	Jordan Love	Green Bay	934	35
2.	<b>Bo Nix</b>	<b>Denver</b>	<b>1,309</b>	<b>46</b>
3.	Matthew Stafford	LAR	1,171	51
4.	Dak Prescott	Dallas	965	52
5.	Josh Allen	Buffalo	1,090	54

## NIX TOPS THE CLASS OF 2024 CHARTS

In 34 career games since entering the NFL, quarterback Bo Nix has totaled 63 offensive touchdowns (54 pass, 9 rush, 1 rec.). That is the most among all quarterbacks in his draft class, while his passing scores (54) also top the charts.

### TOTAL TOUCHDOWNS, 2024 DRAFT CLASS

Rk.	Player	Team	Pass TDs	Rush TDs	Total TDs
1.	<b>Bo Nix</b>	<b>Den.</b>	<b>54</b>	<b>9</b>	<b>63</b>
2.	Drake Maye	N.E.	46	6	52
3.	Caleb Williams	Chi.	47	3	51
4.	Jayden Daniels	Was.	33	8	41
5.	J.J. McCarthy	Min.	11	4	15

## NIX TAKING IT HIMSELF

In his career, quarterback Bo Nix has totaled 786 rushing yards on 175 attempts (4.5 avg.) with nine touchdowns in 34 starts. His 786 rushing yards since his rookie campaign in 2024 are the third most among signal callers in Broncos team history.

Additionally, his 4.5 rushing average is tied for the third highest among Broncos quarterbacks with at least 100 rushing attempts in club annals.

### MOST RUSHING YARDS, BRONCOS QBs, TEAM HISTORY

Rk.	Player	Years	Att.	Yds.	Avg.	TDs
1.	John Elway	1983-98	773	3,410	4.4	33
2.	Tim Tebow	2010-11	165	887	5.4	12
3.	<b>Bo Nix</b>	<b>2024-25</b>	<b>175</b>	<b>786</b>	<b>4.5</b>	<b>9</b>
4.	Jake Plummer	2003-06	181	670	3.7	7
5.	Russell Wilson	2022-23	135	618	4.6	6

### RUSHING AVERAGE, BRONCOS QBs, MIN. 100 ATT., TEAM HISTORY

Rk.	Player	Years	Att.	Yds.	Avg.	TDs
1.	Tim Tebow	2010-11	165	887	5.4	12
2.	Russell Wilson	2022-23	135	618	4.6	6
3.	<b>Bo Nix</b>	<b>2024-25</b>	<b>175</b>	<b>786</b>	<b>4.5</b>	<b>9</b>
	John Elway	1983-98	773	3,410	4.4	33
5.	Jay Cutler	2006-08	113	423	3.7	3

## STIDHAM TO MAKE FIRST PLAYOFF START SUNDAY



Quarterback Jarrett Stidham is set to make his first start of the season, and first career postseason start, on Sunday in the AFC Conference Championship Game against New England. Stidham will become just the seventh quarterback in NFL history to make his first start of the season in the playoffs after not starting a game in the regular season and just the second to make his first start in the Conference Championship round.

Additionally, he joins former NFL quarterback Joe Webb as the only players in NFL history to make their first start of the season without throwing a pass in the regular season.

### PLAYERS TO MAKE FIRST START OF SEASON IN PLAYOFFS

Player	Team	Season	Round
<b>Jarrett Stidham</b>	<b>Denver</b>	<b>2025</b>	<b>Conference</b>
Taylor Heinicke	Washington	2020	Wild Card
Connor Cook	Oakland	2016	Wild Card
Joe Webb	Minnesota	2012	Wild Card
Frank Reich	Buffalo	1992	Wild Card
Gary Danielson	Detroit	1983	Divisional
Roger Staubach	Dallas	1972	Conference

### PLAYERS TO START IN PLAYOFFS AFTER NOT THROWING A PASS IN THE REGULAR SEASON

Player	Team	Season	Round
<b>Jarrett Stidham</b>	<b>Denver</b>	<b>2025</b>	<b>Conference</b>
Joe Webb	Minnesota	2012	Wild Card

## 'STIDDY' SOLID IN PRESEASON



In the 2025 preseason, quarterback Jarrett Stidham completed 30-of-38 passes for 376 yards (9.9 avg.) with four touchdowns and no interceptions (143.0 rtg.). Among quarterbacks in the 2025 pre-season, his 143 passer rating paced the group while his four passing touchdowns tied for the most, his 9.9 yards passing average ranked second and his 376 passing yards ranked fifth.

### JARRETT STIDHAM 2025 PRESEASON RANKINGS

Stat	Number	Ranking	Leader	Num.
Passer Rating	143.0	1st	Stidham	143.0
Passing Touchdowns	4	T-1st	Stidham/Thompson	4
Passing Avg.	9.9	2nd	Mahomes	10.3
Passing Yards	376	5th	Thompson	498







# WR COURTLAND SUTTON

## FULL COURT PRESS



Wide receiver Courtland Sutton earned his second career Pro Bowl honors in 2025, earning his first selection since 2019. He became just the fifth wide receiver in club history to earn a spot in the All-Star festivities multiple times.

### MOST PRO BOWL SELECTIONS BY A BRONCOS WR, SINCE 1970

Player	No.	Years
Demaryius Thomas	5	2012-16
Rod Smith	3	2000-01, '05
<b>Courtland Sutton</b>	<b>2</b>	<b>2019, '25</b>
Emmanuel Sanders	2	2014, '16
Brandon Marshall	2	2008-09

## 1K COURT

After recording 40 yards on four catches (10.0 avg.) against Kansas City, wide receiver Courtland Sutton eclipsed the 1,000 yards receiving mark for the third time in his career and in back-to-back seasons for the first time. His three seasons getting to the 1,000-yard mark is tied for the fourth most in team history and he became the first Bronco since wide receivers Demaryius Thomas and Emmanuel Sanders in 2016 to reach that mark in consecutive seasons.

### MOST 1,000 YARDS RECEIVING SEASONS, TEAM HISTORY

Rk.	Player	Seasons
1.	Rod Smith	8
2.	Demaryius Thomas	5
3.	Lionel Taylor	4
<b>4.</b>	<b>Courtland Sutton</b>	<b>3</b>
	Emmanuel Sanders	3
	Brandon Marshall	3
	Ed McCaffrey	3
	Shannon Sharpe	3
	Steve Watson	3

## 'HERE'S THE CATCH'

Since being drafted by the Broncos in the second round (40th overall) of the 2018 NFL Draft, wide receiver Courtland Sutton has caught 453 passes in the regular season. That is the sixth most in team history and is the most since wide receiver Demaryius Thomas caught 665 passes from 2010-18.

### MOST RECEPTIONS, REG. SEASON, TEAM HISTORY

Rk.	Player	Rec.	Yds.	Avg.	TDs
1.	Rod Smith	849	11,389	13.4	68
2.	Shannon Sharpe	675	8,439	12.5	55
3.	Demaryius Thomas	665	9,055	13.6	60
4.	Lionel Taylor	543	6,872	12.7	44
5.	Ed McCaffrey	462	6,200	13.4	46
<b>6.</b>	<b>Courtland Sutton</b>	<b>453</b>	<b>6,357</b>	<b>14.0</b>	<b>39</b>
7.	Vance Johnson	415	5,695	13.7	37
8.	Emmanuel Sanders	404	5,361	13.3	28
9.	Riley Odoms	396	5,755	14.5	41
10.	Steve Watson	353	6,112	17.3	36

## SUTTON IN THE RECORD BOOKS

After his Week 15 performance against the Packers where he caught seven passes for 113 yards, wide receiver Courtland Sutton surpassed wide receiver Ed McCaffrey for the fifth-most



receiving yards in team history. Additionally, his 39 career receiving touchdowns are the eighth most all-time in club annals.

### MOST RECEIVING YARDS, REG. SEASON, TEAM HISTORY

Rk.	Player	Rec.	Yds.	Avg.	TDs
1.	Rod Smith	849	11,389	13.4	68
2.	Demaryius Thomas	665	9,055	13.6	60
3.	Shannon Sharpe	675	8,439	12.5	55
4.	Lionel Taylor	543	6,872	12.7	44
<b>5.</b>	<b>Courtland Sutton</b>	<b>453</b>	<b>6,357</b>	<b>14.0</b>	<b>39</b>
6.	Ed McCaffrey	462	6,200	13.4	46
7.	Steve Watson	353	6,112	17.3	36
8.	Riley Odoms	396	5,755	14.5	41
9.	Vance Johnson	415	5,695	13.7	37
10.	Haven Moses	302	5,450	18.0	44

### SUTTON AMONG BRONCOS BEST WRs IN FIRST 115 GAMES

Broncos wide receiver Courtland Sutton appeared in his 115th career game in Week 18 against the Chargers. His career numbers rank near the top of all Broncos wide receivers in their first 115 regular season career games. His 6,357 receiving yards, 39 touchdowns and 453 receptions rank fourth among all Broncos wideouts in that span.

### RECEIVING YDS., BRONCOS WRs, FIRST 115 REG. SEASON GAMES

Rk.	Player	Rec.	Yds.	Avg.	TDs
1.	Demaryius Thomas	619	8,544	13.8	56
2.	Rod Smith	538	7,500	13.9	48
3.	Lionel Taylor	543	6,872	12.7	44
<b>4.</b>	<b>Courtland Sutton</b>	<b>453</b>	<b>6,357</b>	<b>14.0</b>	<b>39</b>
5.	Steve Watson	322	5,655	17.6	34

### SUTTON AMONG BEST BRONCOS TO

#### CATCH THE DEEP BALL

Since 2018, wide receiver Courtland Sutton has made 68 'big plays receiving' (receptions of 25+ yards), which is the third most in team history. It is also the most since wide receiver Demaryius Thomas recorded 80 during his time in Denver from 2010-18.

Additionally, Sutton's 68 'big plays receiving' are the second most among AFC players since he entered the NFL in 2018. Only Tyreek Hill (96) has recorded more such receptions in that span.

### BIG PLAYS RECEIVING (25+ YARDS), TEAM HISTORY, SINCE 1994

Rk.	Player	Years	Rec.	Yds.	Avg.	TDs	25+
1.	Rod Smith	1995-2006	849	11,389	13.4	68	86
2.	Demaryius Thomas	2010-18	665	9,055	13.6	60	80
<b>3.</b>	<b>Courtland Sutton</b>	<b>2018-25</b>	<b>453</b>	<b>6,357</b>	<b>14.0</b>	<b>39</b>	<b>68</b>
	Shannon Sharpe	1990-2003	675	8,439	12.5	55	61
5.	Ed McCaffrey	1995-2003	462	6,200	13.4	46	53

### BIG PLAYS RECEIVING (25+ YARDS), AFC, SINCE 2018

Rk.	Player	Team	Rec.	Yds.	Avg.	TDs	25+
1.	Tyreek Hill	K.C. / Mia.	683	9,587	14.0	70	96
<b>2.</b>	<b>Courtland Sutton</b>	<b>Den.</b>	<b>453</b>	<b>6,357</b>	<b>14.0</b>	<b>39</b>	<b>68</b>
3.	Travis Kelce	K.C.	773	9,102	11.8	60	64
4.	Ja'Marr Chase	Cin.	520	6,837	13.1	54	57
5.	Mike Williams	LAC/NYJ/Pit.	319	5,009	15.7	32	51



## MR. 6,000

Wide receiver Courtland Sutton posted 429 receptions for 6,051 yards (14.1 avg.) with 37 touchdowns through the first 110 games of his career. After recording 62 receiving yards in Week 13 versus Washington in 2025, Sutton surpassed 6,000 yards for his career.

Sutton became the seventh Broncos wideout—and the first since Demaryius Thomas in 2018—to accomplish the feat. Only Thomas (76) and Rod Smith (95) hit the 6,000-yard plateau in fewer games.

### FASTEST PLAYERS TO 6,000 CAREER REC. YARDS, TEAM HISTORY

Rk.	Player	Games
1.	Demaryius Thomas	76
2.	Rod Smith	95
3.	<b>Courtland Sutton</b>	<b>110</b>
4.	Steve Watson	123
5.	Shannon Sharpe	124

## ALL RISE

After recording 113 yards on seven catches with one touchdown in Week 15 against Green Bay, wide receiver Courtland Sutton has now recorded 10 games with at least 100 receiving yards in his career. That is tied for the ninth-most such games in team history and is the most since wide receivers Emmanuel Sanders and Demaryius Thomas.

### MOST 100+ REC. YARD GAMES, TEAM HISTORY

Rk.	Player	# of Games
1.	Demaryius Thomas	33
2.	Rod Smith	30
3.	Lionel Taylor	24
4.	Emmanuel Sanders	19
5.	Ed McCaffrey	18
6.	Shannon Sharpe	17
7.	Steve Watson	15
8.	Al Denson	11
9.	<b>Courtland Sutton</b>	<b>10</b>
	Brandon Marshall	10

## COURT ON THIRD DOWN

The connection between wide receiver Courtland Sutton and quarterback Bo Nix has been one of the best on third down the past two seasons, with the pair connecting on 58 passes for 858 yards (14.8 avg.) with six scores and 51 first downs. Among all players in that span, Sutton's 858 yards and 51 first down receptions on third down are the most in the league while his 58 receptions are third.

### MOST RECEIVING YARDS ON THIRD DOWN, SINCE 2024

Rk.	Player	Rec.	Yds.	Avg.	TDs	1D
1.	<b>Courtland Sutton</b>	<b>58</b>	<b>858</b>	<b>14.8</b>	<b>6</b>	<b>51</b>
2.	Amon-Ra St. Brown	64	741	11.6	11	48
3.	George Pickens	46	674	14.7	1	38
4.	Jaxon Smith-Njigba	49	641	13.1	3	38
5.	Jameson Williams	33	639	19.4	8	29

## COURT IS IN SESSION

Wide receiver Courtland Sutton has caught 74 passes for 1,017 yards (13.7 avg.) with seven touchdowns this season. His 1,017 yards through the air are the fourth most among all AFC wide receivers while his seven touchdowns are tied for fourth most in the conference.

### RECEIVING YARDS, AFC WRs, 2025 SEASON

Rk.	Player	Team	Rec.	Yds.	Avg.	TDs
1.	Ja'Marr Chase	Cincinnati	125	1,412	11.3	8
2.	Zay Flowers	Baltimore	86	1,211	14.1	5
3.	Nico Collins	Houston	71	1,117	15.7	6
4.	<b>Courtland Sutton</b>	<b>Denver</b>	<b>74</b>	<b>1,017</b>	<b>13.7</b>	<b>7</b>
5.	Stefon Diggs	New England	85	1,013	11.9	4

## SUTTON KEEPS ADDING TOUCHDOWNS



In 2023, wide receiver Courtland Sutton became the first Bronco since 2015 to record double-digit touchdown catches in a season after totaling 10 scores in the end zone. In his career, Sutton has totaled 39 touchdown catches in 115 regular-season games as a Bronco, which is the eighth

most in team history.

### COURTLAND SUTTON'S YEAR-BY-YEAR TOUCHDOWN TOTALS

Year	Games	TDs
2018	16	4
2019	16	6
2020	1	0
2021	17	2
2022	15	2
2023	16	10
2024	17	8
2025	17	7
<b>TOTAL</b>	<b>115</b>	<b>39</b>

## 'SUTTON' ABOUT THE END ZONE

Since 2023, wide receiver Courtland Sutton has totaled 25 receiving touchdowns on 214 receptions along with 2,870 yards (13.4 avg.). In that span, his 25 receiving touchdowns are the sixth most among all NFL players.

Additionally, Sutton is just 1-of-5 players to have posted at least seven receiving touchdowns in each of the last three seasons, along with Davante Adams, A.J. Brown, Ja'Marr Chase and Amon-Ra St. Brown.

### MOST RECEIVING TDs, SINCE 2023

Rk.	Player	Rec.	Yds.	Avg.	TDs
1.	Amon-Ra St. Brown	351	4,179	11.9	33
2.	Ja'Marr Chase	352	4,336	12.3	32
3.	Davante Adams	248	2,996	12.1	30
4.	Mike Evans	183	2,627	14.4	27
5.	Tee Higgins	174	2,413	13.9	26
6.	<b>Courtland Sutton</b>	<b>214</b>	<b>2,870</b>	<b>13.4</b>	<b>25</b>

## COURT REACHES 700 AGAIN

Totaling five receptions for 62 yards (12.4 avg.) with one touchdown at Washington in Week 13 of 2025, wide receiver Courtland Sutton eclipsed the 700-receiving yard mark for the fifth straight season. He became just the fourth player in team history—and first since Demaryius Thomas from 2012-17—to reach 700 receiving yards in five consecutive years.

### MOST CONSECUTIVE SEASONS WITH 700 REC. YDS., TEAM HISTORY

Player	Seasons	# of Seasons
Rod Smith	1997-2005	9
Demaryius Thomas	2012-17	6
Shannon Sharpe	1993-98	6
<b>Courtland Sutton</b>	<b>2021-25</b>	<b>5</b>

## SUTTON SPLASHES IN POSTSEASON DEBUT

Wide receiver Courtland Sutton caught five passes for 75 yards (15.0 avg.) in his NFL playoff debut against Buffalo. His 75 yards through the air were the fourth most by a Bronco in his playoff debut in team history and the most since tight end Julius Thomas tallied 76 yards in the 2014 NFL playoffs (vs. S.D., 1/12).

### MOST RECEIVING YARDS IN POSTSEASON DEBUT, TEAM HISTORY

Rk.	Player	Game (Date)	Rec.	Yds.	Avg.	TDs
1.	Demaryius Thomas	vs. Pit. (1/8/12)	4	204	51.0	1
2.	Vance Johnson	vs. N.E. (1/4/87)	4	89	22.3	1
3.	Julius Thomas	vs. S.D. (1/12/14)	6	76	12.7	0
4.	<b>Courtland Sutton</b>	<b>at Buf. (1/12/25)</b>	<b>5</b>	<b>75</b>	<b>15.0</b>	<b>0</b>
5.	Jesse Myles	at Sea. (12/24/83)	7	73	10.4	1





# TE EVAN ENGRAM/RB RJ HARVEY

## ENGRAM A RELIABLE TARGET



Tight end Evan Engram, who the club signed as a free agent during the 2025 offseason, joined the Broncos as one of the most efficient players at his position since entering the NFL in 2017. Totalling 546 receptions for 5,383 yards (9.9 avg.) with 26 scores, Engram has recorded the fourth-most catches among tight ends since his rookie campaign.

Additionally, his 5,383 receiving yards are fifth most among all players at his position group in that span.

### MOST RECEPTIONS, SINCE 2017, NFL TEs

Rk.	Player	Rec.	Yds.	Avg.	TDs
1.	Travis Kelce	856	10,140	11.8	68
2.	George Kittle	595	8,008	13.5	52
3.	Zach Ertz	578	5,752	10.0	44
4.	<b>Evan Engram</b>	<b>546</b>	<b>5,383</b>	<b>9.9</b>	<b>26</b>
5.	Mark Andrews	484	5,952	12.3	56

### MOST RECEIVING YARDS, SINCE 2017, NFL TEs

Rk.	Player	Rec.	Yds.	Avg.	TDs
1.	Travis Kelce	856	10,140	11.8	68
2.	George Kittle	595	8,008	13.5	52
3.	Mark Andrews	484	5,952	12.3	56
4.	Zach Ertz	578	5,752	10.0	44
5.	<b>Evan Engram</b>	<b>546</b>	<b>5,383</b>	<b>9.9</b>	<b>26</b>

## ENGRAM GOING LONG

Tight end Evan Engram has totaled 32 receptions in his career that have gone for at least 25 yards, which is the fifth most among all active tight ends since 2017. Only George Kittle, Travis Kelce, Mark Andrews and Darren Waller have recorded more such catches in that span.

Additionally, he has recorded 2,911 yards after the catch on 546 receptions, which is the third most among all tight ends in that span.

### MOST RECEPTIONS OF 25+ YARDS, SINCE 2017, ACTIVE NFL TEs

Rk.	Player	Rec.	Yds.	25+
1.	George Kittle	595	8,008	79
2.	Travis Kelce	856	10,140	73
3.	Mark Andrews	484	5,952	44
4.	Darren Waller	362	4,304	35
5.	<b>Evan Engram</b>	<b>546</b>	<b>5,383</b>	<b>32</b>

### MOST YARDS AFTER THE CATCH, SINCE 2017, NFL TEs

Rk.	Player	Rec.	Yds.	YAC
1.	Travis Kelce	856	10,140	4,457
2.	George Kittle	595	8,008	4,160
3.	<b>Evan Engram</b>	<b>546</b>	<b>5,383</b>	<b>2,911</b>
4.	Dallas Goedert	409	4,676	2,353
5.	Jonnu Smith	345	3,529	2,280

## GO-TO THIRD DOWN OPTION

Since his rookie season in 2017, tight end Evan Engram has recorded 153 receptions for 1,509 yards (9.9 avg.) with nine touchdowns on third down. That is the second-most receptions among all tight ends on third down, behind only Travis Kelce.

### MOST RECEPTIONS ON THIRD DOWN, SINCE 2017, NFL TEs

Rk.	Player	Rec.	Yds.	Avg.	TDs
1.	Travis Kelce	186	2,416	13.0	18
2.	<b>Evan Engram</b>	<b>155</b>	<b>1,517</b>	<b>9.8</b>	<b>9</b>
3.	George Kittle	146	1,762	12.1	23
4.	Mark Andrews	124	1,519	12.3	17
	Zach Ertz	124	1,153	9.3	14

## ON THE GROUND OR THROUGH THE AIR



Running back RJ Harvey has caught 47 passes for 356 yards (7.6 avg.) with five touchdowns through 17 games this season. His five touchdown catches are the most by a rookie running back in team history, while his 47 catches are second best and his 356 receiving yards are the third best.

### MOST RECEIVING TOUCHDOWNS, BRONCOS ROOKIE RBs,

#### TEAM HISTORY

Rk.	Player	Season	Rec.	Yds.	Avg.	TDs
1.	<b>RJ Harvey</b>	<b>2025</b>	<b>47</b>	<b>356</b>	<b>7.6</b>	<b>5</b>
2.	Javonte Williams	2021	43	316	7.3	3
	Glyn Milburn	1993	38	300	7.9	3
	Mel Bratton	1989	10	69	6.9	3
5.	Four Others Tied	--	--	--	--	2

## RJ ALL DAY

In Week 8 vs. Dallas, running back RJ Harvey finished with seven rushes for 46 yards (6.6 avg.) with two touchdowns while also recording a five-yard touchdown catch. He became just the fifth rookie in team history—and first since RB Clinton Portis in 2002—to record at least three overall touchdowns in a single game.

### ROOKIES WITH 3+ TOUCHDOWNS IN A GAME, TEAM HISTORY

Player	Game	TDs
Clinton Portis	vs. K.C. (12/15/02)	4
Mike Anderson	at N.O. (12/3/00)	4
<b>RJ Harvey</b>	<b>vs. Dal. (10/26/25)</b>	<b>3</b>
Terrell Davis	vs. Was. (9/17/95)	3
Jon Keyworth	vs. K.C. (11/18/74)	3

## HARVEY FINDING THE END ZONE

With one receiving touchdown in Week 17 against Kansas City, running back RJ Harvey has now accumulated 12 offensive touchdowns in 2025. That is the third-most scores by a rookie running back in team history while it also leads all rookie running backs drafted in the 2025 class.

### MOST TDs, ROOKIE RUNNING BACKS, TEAM HISTORY

Rk.	Player	Season	Rush TD	Rec. TD	TDs
1.	Clinton Portis	2002	15	2	17
2.	Mike Anderson	2000	15	0	15
3.	<b>RJ Harvey</b>	<b>2025</b>	<b>7</b>	<b>5</b>	<b>12</b>
4.	Phillip Lindsay	2018	9	1	10
	Jon Keyworth	1974	10	0	10

## HARVEY SETS ROOKIE RECORD

Running back RJ Harvey found the end zone in five consecutive games from Weeks 13-17 in the 2025 season, becoming the first Broncos' rookie in team history to score a touchdown in five straight weeks. His streak was also the longest by any rookie this season.

### LONGEST SCORING STREAKS BY A ROOKIE, TEAM HISTORY

Rk.	Player	Season	Games
1.	<b>RJ Harvey</b>	<b>2025</b>	<b>5</b>
2.	Phillip Lindsay	2018	4
	Peyton Hillis	2008	4
	Jon Keyworth	1974	4
5.	Eight Players Tied	--	3

# DENVER BRONCOS OFFENSIVE LINE

## BRONCOS O-LINE CREATES A 'CONTINENTAL DIVIDE'

Denver's offensive line has been one of the best in the NFL in 2025 according to *Pro Football Focus*. Among all NFL teams this year, the Broncos' line ranks first in pass block efficiency (89.5) and sacks allowed (6), tied for third in pressures allowed (137) and ninth in QB hurries allowed (106).

### HIGHEST PASS BLOCKING EFFICIENCY,

#### 2025 SEASON REG. SEASON, PRO FOOTBALL FOCUS

Rk.	Team	Eff.
1.	Denver	89.5
2.	Pittsburgh	88.8
3.	Chicago	87.7
4.	N.Y. Giants	87.6
5.	Houston	86.6

## 'QUINN' PLAYING AROUND

Guard Quinn Meinerz earned his first career Pro Bowl honors in 2025, being named a starter on the AFC roster. He is just the fifth Broncos guard since the 1970 AFL-NFL merger to be named a Pro Bowler and first since Louis Vasquez in 2013.

#### PRO BOWL HONORS BY A BRONCOS GUARD, SINCE 1970

Player	No.	Seasons
Keith Bishop	2	1986-87
<b>Quinn Meinerz</b>	<b>1</b>	<b>2025</b>
Louis Vasquez	1	2013
Zane Beadles	1	2012
Mark Schlereth	1	1998

## MEINERZ EARNS FIRST ALL-PRO NOD FOR SECOND TIME



Guard Quinn Meinerz was named first-team All-Pro by the Associated Press for the second consecutive season in 2025. His second career All-Pro honors, he became the first Broncos' offensive lineman to be named first-team All-Pro in back-to-back seasons and joins tackle Ryan Clady and center Tom Nalen as the only offensive linemen in team annals to be named first-team All-Pro multiple times.

### OL NAMED FIRST-TEAM ALL-PRO MULTIPLE TIMES,

#### TEAM HISTORY

Player	Seasons	Years
<b>G Quinn Meinerz</b>	<b>2024</b>	<b>2</b>
T Ryan Clady	2009, '12	2
C Tom Nalen	2000, '03	2

## MEINERZ TOPPING THE CHARTS AGAIN

Guard Quinn Meinerz has allowed just 29 quarterback pressures this season on 658 total pass blocking snaps. His 4.4 quarterback pressure rate is the second-best mark among all NFL guards this season with at least 600 pass block snaps, according to *NextGen Stats*.

### LOWEST QB PRESSURE % ALLOWED BY NFL GUARDS, 2025 SEASON,

#### MIN. 560 PASS BLOCK SNAPS, PER NEXTGEN STATS

Rk.	Player	Team	QBP	QBP%
1.	Quinn Meinerz	Denver	29	4.4
	Tyler Smith	Dallas	28	4.4
3.	Joe Thuney	Chicago	29	4.5
4.	Mike Onwenu	New England	28	4.6
5.	Tate Ratledge	Detroit	31	5.0

## BOLLES EARNS FIRST CAREER FIRST-TEAM ALL-PRO



A 2020 Associated Press All-Pro selection, tackle Garrett Bolles earned his second career All-Pro honor and first career first-team nod from the Associated Press in 2025. He became just the third tackle in team history to be named a first-team All-Pro by the AP and third to be named an All-Pro multiple times.

#### ALL-PRO HONORS BY A BRONCOS TACKLE, SINCE 1974

Player	Seasons	Years
<b>T Garrett Bolles</b>	<b>2020, '25</b>	<b>2</b>
T Ryan Clady	2008-09, '12	3
T Gary Zimmerman	1993, '95-96	3

## 'BOLL'-ING OVER THE COMPETITION

Tackle Garrett Bolles earned his first career Pro Bowl nod as a starter on the AFC roster in 2025. He became just the fourth Broncos tackle since the 1970 AFL-NFL merger to do so and first since Ryan Clady in 2014.

#### PRO BOWL HONORS BY A BRONCOS TACKLE, SINCE 1970

Player	No.	Seasons
Ryan Clady	4	2009, '11-12, '14
Gary Zimmerman	3	1994-96
<b>Garrett Bolles</b>	<b>1</b>	<b>2025</b>
Tony Jones	1	1998

## TACKLES PASS THE CENTURY MARK

Broncos offensive tackles Garrett Bolles and Mike McGlinchey are one of just two active pairs of tackles in the NFL to each start 100 games at tackle.

Bolles became just the sixth Bronco all-time to reach 100 career starts at offensive tackle and the first player in team annals to reach 100 starts at left tackle in Week 1 of the 2024 season. Currently, he is tied for the fifth-most starts (133) among any offensive lineman in team history.

McGlinchey made his 100th career start in Week 2 of the 2025 season. After spending the first five years of his career in San Francisco, McGlinchey has started 46 games for Denver since 2023.

#### MOST CAREER REG. SEASON STARTS, OL, TEAM HISTORY

Rk.	Player	Years	Starts
1.	Tom Nalen	1994-2007	188
2.	Ken Lanier	1981-94	177
3.	Bill Bryan	1977-88	151
4.	Paul Howard	1973-86	147
5.	<b>Garrett Bolles</b>	<b>2017-25</b>	<b>133</b>
	Matt Lepsis	1998-2007	133
	Dave Studdard	1979-88	133

#### TEAMMATES TO START AT LEAST 100 GAMES AT TACKLE, ACTIVE PLAYERS

Team	Left Tackle	Starts	Right Tackle	Starts
Den.	<b>Garrett Bolles</b>	<b>133</b>	<b>Mike McGlinchey</b>	<b>115</b>
LAR	D.J. Humphries	100	Rob Havenstein	148





# DENVER BRONCOS OFFENSIVE LINE/2025 CAPSULES

## EDGES ON LOCKDOWN

Tackle Garrett Bolles and Mike McGlinchey have been two of the best at their position in 2025 in pass protection, allowing pressures on just 5.9 and 7.6 percent of pass blocking snaps respectively. According to *NextGen Stats*, Bolles' 5.9 quarterback pressure percentage allowed is the lowest among NFL tackles with at least 575 pass blocking snaps while McGlinchey's 7.6 is fifth.

### LOWEST QB PRESSURE % ALLOWED BY NFL TACKLES, 2025 SEASON,

MIN. 575 PASS BLOCK SNAPS, PER *NEXTGEN STATS*

Rk.	Player	Team	QBP	QBP%
1.	Garrett Bolles	Denver	39	5.9
2.	Troy Fautanu	Pittsburgh	36	6.1
3.	Alaric Jackson	L.A. Rams	38	6.5
4.	Darnell Wright	Chicago	43	7.2
5.	Mike McGlinchey	Denver	51	7.6

## ULTIMATE PROTECTORS



Tackle Garrett Bolles and Mike McGlinchey have both been stout in their pass protection this season, with Bolles allowing no sacks this season and McGlinchey allowing just two, according to *Pro Football Focus*. Bolles is 1-of-2 tackles in the NFL with at least 1,000 offensive snaps this year to not allow a sack while McGlinchey's two sacks allowed is tied for fourth best.

### SACKS ALLOWED BY NFL TACKLES, 2025 SEASON,

MIN. 1,000 OFFENSIVE SNAPS, PER *PRO FOOTBALL FOCUS*

Rk.	Player	Team	Sack
1.	Garrett Bolles	Denver	0
	Tytus Howard	Houston	0
3.	Morgan Moses	New England	1
4.	Mike McGlinchey	Denver	2
	Troy Fautanu	Pittsburgh	2

## STEADY IN 1-ON-1 MATCHUPS

Tackle Garrett Bolles and Mike McGlinchey have been two of the best tackles this season when faced with a 1-on-1 matchup, with Bolles allowing a pressure percentage of 6.1 and McGlinchey at 8.6. Bolles' mark leads all tackles this season with at least 590 pass rush snaps while McGlinchey's ranks fifth in that group.

### 1-ON-1 QBP%, 2025 SEASON,

MIN. 590 PASS RUSH SNAPS, PER *NEXTGEN STATS*

Rk.	Player	Team	QBP%
1.	Garrett Bolles	Denver	6.1
2.	Darnell Wright	Chicago	6.7
3.	Amarius Mims	Cincinnati	8.3
4.	Colton McKivitz	San Francisco	8.5
5.	Mike McGlinchey	Denver	8.6

## 2025 CAPSULES



### WR TROY FRANKLIN:

- Set career highs with 65 receptions, 709 receiving yards and six receiving touchdowns during the 2025 season.
- Ranks in the Top-10 among wide receivers drafted in the 2024 draft in receptions (7th – 93), receiving yards (7th – 972) and receiving touchdowns (T-6th, –8th).


- Most receiving yards (709) in a season by a Broncos' fourth-round pick or later in a single season since Brandon Lloyd (1,448) in 2010.



### FB ADAM PRENTICE:

- Set career highs in 2025 with 10 rushes, 44 yards, an 18-yard rush, six receptions, 53 receiving yards and 8.8 receiving average.
- Ranks in the Top-10 among fullbacks in 2025 in rushing yards (3rd – 44), rushing attempts (3rd – 10), receiving yards (3rd – 53) and receptions (T-4th – 6).

- Most rushing yards (44) in a season by a Broncos' fullback in a single season since Jacob Hester (81) in 2012.



### WR PAT BRYANT:

- Ranks Top-10 among rookie wide receivers in 2025 in receiving yards (7th – 378) and receptions (7th – 31).



### RB JALEEL McLAUGHLIN:

- Has recorded the fourth-most rushing yards (1,093) and fifth-most rush attempts (226) among undrafted players in team history.
- Ranks in the Top-10 among undrafted players in rushing yards (6th – 1,093), offensive touches (7th – 285) and rushing attempts (8th – 226) since 2023.



### G BEN POWERS:

- Allowed just three 'quick' quarterback pressures this season, which is the second fewest among NFL guards with at least 250 pass blocking snaps.
- Allowed just eight quarterback pressures on 1-on-1 matchups, which is the fewest among NFL guards with at least 250 pass blocking snaps.



### TE ADAM TRAUTMAN:

- 1-of-14 tight ends to record at least one touchdown reception in each of the last six seasons.

# DENVER BRONCOS DEFENSIVE HIGHLIGHTS



## MEETING AT THE QB



Through 17 games in 2025, the Broncos totaled a league-high 68 sacks, a new franchise record for single-season quarterback takedowns. Additionally, it tied the 1985 New York Giants for the fifth-most by any team in a single season in NFL history.

### TOTAL SACKS, 2025 SEASON

Rk.	Team	Sacks
1.	<b>Denver</b>	<b>68</b>
2.	Atlanta	57
3.	Cleveland	53
4.	Detroit	49
	Minnesota	49

### MOST SACKS, SINGLE SEASON, NFL HISTORY

Rk.	Team	Year	Sacks
1.	Chicago	1984	72
2.	Minnesota	1989	71
3.	Philadelphia	2022	70
	Chicago	1987	70
5.	<b>Denver</b>	<b>2025</b>	<b>68</b>
	N.Y. Giants	1985	68

## FEWER THAN 20

The Broncos held the Chargers to three points in Week 18, marking their 10th game this season that they held their opponent to under 20 points. Since 2020, Denver has held opponents to 19 points or fewer 52 times, which is the most games in the NFL in that span.

Additionally, the Broncos have not allowed their opponents to reach the end zone 10 times under defensive coordinator Vance Joseph, including on a franchise-record five occasions in 2025. That is the most occurrences among NFL teams since 2023.

### SINGLE GAMES SURRENDERING FEWER THAN 20 POINTS,

#### NFL, SINCE 2020

Rk.	Team	# of Games	W-L
1.	<b>Denver</b>	<b>52</b>	<b>37-15</b>
2.	Baltimore	51	43-8
3.	Pittsburgh	48	41-6-1
4.	San Francisco	45	39-6
5.	Kansas City	44	42-2

### SINGLE GAMES ALLOWING ZERO TOUCHDOWNS,

#### NFL, SINCE 2023

Rk.	Team	# of Games	W-L
1.	<b>Denver</b>	<b>10</b>	<b>10-0</b>
2.	Baltimore	7	6-1
	Seattle	7	7-0
4.	Detroit	6	6-0
5.	Seven Teams Tied	5	--

## TAKE IT AWAY NOW

In the AFC Divisional Round last week, the Broncos recorded five takeaways against the Bills (3 FUM, 2 INT). Denver's five takeaways are tied for the second most by the club in a playoff game in team history and the most since 2006 (5 vs. N.E., 1/14).

### MOST TAKEAWAYS IN A PLAYOFF GAME, TEAM HISTORY

Rk.	Game (Date)	TO
1.	vs. NYJ (1/17/99)	6
2.	<b>vs. Buf. (1/17/26)</b>	<b>5</b>
	vs. N.E. (1/14/06)	5
4.	Five Games Tied	4

## SHUTTING OPPONENTS DOWN IN THE RED ZONE

In 2025, the Broncos have allowed opponents to score touchdowns on only 20 of their 47 red zone trips. Their 42.6 red zone defensive percentage is the lowest in the league this year, while their 20 red zone conversions allowed leads the league.

### RED ZONE PERCENTAGE, NFL TEAMS, 2025 SEASON

Rk.	Team	RZ Conv.	RZ Att.	RZ%
1.	<b>Denver</b>	<b>20</b>	<b>47</b>	<b>42.6</b>
2.	Minnesota	21	49	42.9
3.	L.A. Rams	24	52	46.2
4.	L.A. Chargers	23	49	46.9
5.	Seattle	26	52	50.0

## NOTHING ON THIRD

The Broncos defense has proved to be one of the top units on third down this season, allowing opponents to convert on just 80-of-237 third-down attempts. Their 33.8 third down conversion rate is the second lowest in the NFL.

### 3RD DOWN PERCENTAGE, NFL TEAMS, 2025 SEASON

Rk.	Team	3rd Conv.	3rd Att.	3rd%
1.	Seattle	75	234	32.1
2.	<b>Denver</b>	<b>80</b>	<b>237</b>	<b>33.8</b>
3.	New Orleans	73	213	34.3
4.	Minnesota	77	223	34.5
5.	L.A. Chargers	70	199	35.2

## BRONCOS REINING IN OPPOSING OFFENSES



This season, the Broncos have allowed 311 points through 17 games, averaging 18.3 points allowed per game. That is the third-best mark in the NFL.

Additionally, Denver is one-of-two teams that currently ranks in the Top-5 in points allowed that finished last season in the Top-5 of defensive scoring (Philadelphia).

### POINTS ALLOWED PER GAME, NFL TEAMS, 2025 SEASON

Rk.	Team	Games	Points	PPG
1.	Seattle	17	292	17.2
2.	Houston	17	295	17.4
3.	<b>Denver</b>	<b>17</b>	<b>311</b>	<b>18.3</b>
4.	New England	17	320	18.8
5.	Philadelphia	17	325	19.1





# DENVER BRONCOS DEFENSIVE HIGHLIGHTS

## BRONCOS LIMITING YARDAGE IN 2025




This season, the Broncos defense ranked in the Top-10 in the NFL in total yards (2nd), rushing yards (2nd) and passing yards (7th). They are just 1-of-5 teams to have ranked in the Top-10 in each of those categories, joining Houston, the L.A. Chargers, Seattle and New England.

### NFL TEAMS TO RANK TOP-10 IN TOTAL YDS., RUSH YDS., AND PASS YDS., 2025 SEASON

Team	Total Yds. (Rk.)	Rush Yds. (Rk.)	Pass Yds. (Rk.)
Houston	277.2 (1st)	93.7 (4th)	183.5 (6th)
<b>Denver</b>	<b>278.2 (2nd)</b>	<b>91.1 (2nd)</b>	<b>187.2 (7th)</b>
L.A. Chargers	285.2 (5th)	105.4 (8th)	179.9 (5th)
Seattle	285.9 (6th)	91.9 (3rd)	193.9 (10th)
New England	295.2 (8th)	101.7 (6th)	193.5 (9th)

## BRONCOS IN THE HISTORY BOOKS



Denver recorded a franchise record 68 sacks in 2025, marking their second consecutive season with at least 60 quarterback take-downs in a season. They became just the third team in NFL history to record at least 60 sacks in back-to-back seasons and the first one to do so since the 1984-87 Chicago Bears.

### NFL TEAMS TO RECORD 60+ SACKS IN BACK-TO-BACK SEASONS, SINCE 1980

Team	No.	Years
<b>Denver</b>	<b>2</b>	<b>2024-25</b>
Chicago	4	1984-87
Raiders	3	1984-86

## SPREADING THE WEALTH

In 2025, a franchise-record 17 different Broncos defenders recorded at least a half sack, breaking the previous franchise record of 16, most recently achieved in 2024.

### MOST PLAYERS WITH AT LEAST 0.5 SACK, TEAM HISTORY

Rk.	Year	Players
<b>1.</b>	<b>2025</b>	<b>17</b>
2.	2024	16
	2004	16
	1984	16
5.	Four seasons	14

## TOUGH TO SCORE ON

The Broncos allowed just 18.3 points per game in 2025, which was the third-best mark in the NFL. With that, they are just 1-of-4 teams to have allowed under 20 points in each of the last two seasons, joining the Kansas City Chiefs, Philadelphia Eagles and Minnesota Vikings.

### NFL TEAMS TO AVERAGE UNDER 20 POINTS PER GAME, EACH OF LAST TWO SEASONS

Team	2024 PPG	2025 PPG
<b>Denver</b>	<b>18.3</b>	<b>18.3</b>
Kansas City	19.2	19.3
Philadelphia	17.8	19.1
Minnesota	19.5	19.6

## TOP-10 TOTALS

In 2025, the Broncos defense finished with multiple season totals in defensive categories that rank highly among franchise season totals since 1970.

### BRONCOS 2025 SEASON TOTALS RANKINGS SINCE 1970

Category	No.	Franchise Rank
Red Zone Percentage	42.6	2nd
Net Passing Yards per Attempt	5.4	3rd
Third Down Conversion Percentage	33.8	8th
Rush Yards Allowed per Game	91.1	8th
Total Yards Allowed per Game	278.2	9th

## NOTHING IN THE END ZONE



In 17 games in 2025, the Broncos defense held opponents out of the end zone on five occasions, marking the most in the NFL. A Broncos franchise record for most games without allowing a touchdown in a single season, it is also tied for the third most by any team since 2000.

### MOST GAMES WITHOUT ALLOWING A TD, 2025 SEASON

Rk.	Team	Games
<b>1.</b>	<b>Denver</b>	<b>5</b>
2.	Seattle	3
3.	Eight teams tied	2

### MOST GAMES WITHOUT ALLOWING A TD, SINCE 2000

Rk.	Team	Season	Games
1.	Chicago	2005	6
	Pittsburgh	2000	6
<b>3.</b>	<b>Denver</b>	<b>2025</b>	<b>5</b>
	Seattle	2014	5
	Pittsburgh	2011	5
	7 more teams tied		5



## SURTAIN WINS 2024 ASSOCIATED PRESS DEFENSIVE PLAYER OF THE YEAR



Cornerback Pat Surtain II was named the top defensive player in the NFL in 2024 when he was named the Associated Press Defensive Player of the Year. He became just the seventh cornerback in league history—and first since 2019—to be named the top defensive player of the season.

Additionally, he became just the second player in team history to earn the honor, joining Pro Football Hall of Fame linebacker Randy Gradishar, who was named Defensive Player of the Year in 1978.

On the season, he started all 16 games played and totaled 45 tackles (34 solo), four interceptions (132 yds., 1 TD), 11 passes defended, one forced fumble and one fumble recovery. Additionally, he allowed the fewest passing yards (306) and second-lowest passer rating when targeted (59.1) among cornerbacks with at least 375 coverage snaps per *NextGen Stats*.

### CORNERBACKS TO WIN ASSOCIATED PRESS DEFENSIVE

#### PLAYER OF THE YEAR, NFL HISTORY

Player	Year
<b>Pat Surtain II</b>	<b>2024</b>
Stephon Gilmore	2019
Charles Woodson ^	2009
Deion Sanders ^	1994
Rod Woodson ^	1993
Lester Hayes	1980
Mel Blount ^	1975

^Pro Football Hall of Famer

### PLAYERS TO WIN ASSOCIATED PRESS DEFENSIVE

#### PLAYER OF THE YEAR, TEAM HISTORY

Player	Pos.	Year
<b>Pat Surtain II</b>	<b>CB</b>	<b>2024</b>
Randy Gradishar ^	LB	1978

^Pro Football Hall of Famer

### PRO BOWL PEDIGREE

Cornerback Pat Surtain II earned his fourth Pro Bowl nod for his performance during the 2025 season, tying for the third most Pro Bowl selections by a Broncos cornerback in team history. He is also the third corner in franchise history to be named a Pro Bowler in four consecutive seasons.

### MOST PRO BOWL SELECTIONS BY A BRONCOS CB

Rk.	Player	No.	Years
1.	Champ Bailey	8	2004-07, '09-12
2.	Louis Wright	5	1977-79, '83, '85
<b>3.</b>	<b>Pat Surtain II</b>	<b>4</b>	<b>2022-25</b>
	Chris Harris Jr.	4	2014-16, '18
	Aqib Talib	4	2014-17

^Pro Football Hall of Famer; \*AFL All-Star selections

### BRONCOS CBs NAMED TO PRO BOWL IN CONSECUTIVE YEARS

Player	Years
Louis Wright	1977-79
Champ Bailey^	2004-07, '09-12
Chris Harris Jr.	2014-16
Aqib Talib	2014-17
<b>Pat Surtain II</b>	<b>2022-25</b>

^Pro Football Hall of Famer; \*AFL All-Star selections

## ALL-PRO PAT

In his fifth professional season, Broncos cornerback Pat Surtain II earned his third career All-Pro honor from the Associated Press. He totaled 45 tackles (34 solo), four interceptions (132 yds., 1 TD), 11 passes defended, one forced fumble and one fumble recovery.



Surtain is just the third Broncos cornerback to earn multiple first-team All-Pro accolades in his career. His three All-Pro honors are also tied for the second-most by a cornerback in team history.

### CORNERBACKS WITH MULTIPLE FIRST-TEAM ALL-PRO

#### SELECTIONS, TEAM HISTORY

Player	No.	Years
Champ Bailey^	3	2004-06
<b>Pat Surtain II</b>	<b>2</b>	<b>2022, '24</b>
Louis Wright	2	1978-79

^Pro Football Hall of Famer

### MOST ALL-PRO HONORS, CORNERBACKS, TEAM HISTORY

Player	Pos.	No.	Years
Champ Bailey^	CB	5	2004-07, '12
<b>Pat Surtain II</b>	<b>CB</b>	<b>3</b>	<b>2022, '24</b>
Chris Harris Jr.	CB	3	2014-16

^Pro Football Hall of Famer

## SURTAIN AGAINST THE BEST

This season, cornerback Pat Surtain II has matched up with some of the top talent in the NFL, including wide receivers Calvin Ridley, Michael Pittman, Quentin Johnston, Ja'Marr Chase, AJ Brown, Garrett Wilson, George Pickens, Terry McLaurin, Christian Watson and Brian Thomas Jr.. According to *Next Gen Stats*, he has allowed a total of 19 receptions for 186 yards in 253 routes ran in those matchups.

### SURTAIN II FOLLOWING NOTABLE PLAYERS, 2025 SEASON

Wk.	Player	Team	Routes	Rec.	Yds.
1	Calvin Ridley	Ten.	27	0	0
2	Michael Pittman	Ind.	16	3	28
3	Quentin Johnston	LAC	42	2	39
4	Ja'Marr Chase	Cin.	18	1	8
5	AJ Brown	Phi.	38	4	40
6	Garrett Wilson	NYJ	13	1	4
8	George Pickens	Dal.	15	3	23
13	Terry McLaurin	Was.	25	3	30
15	Christian Watson	G.B.	9	1	5
16	Brian Thomas Jr.	Jax.	25	1	9
<b>TOTALS</b>		<b>--</b>	<b>253</b>	<b>19</b>	<b>186</b>

## TIGHT IN COVERAGE

Through 18 weeks this year, cornerback Pat Surtain II has been one of the best cornerbacks to force tight coverage on opposing wide receivers. Among corners with at least 400 coverage snaps, Surtain's 41.3 tight window percentage is the highest.

### HIGHEST TIGHT WINDOW %, NFL CBs, MIN. 400 COV. SNAPS,

#### 2025 SEASON, PER NEXTGEN STATS

Rk.	Player	Team	TW%
<b>1.</b>	<b>Pat Surtain II</b>	<b>Denver</b>	<b>41.3</b>
2.	Quinyon Mitchell	Philadelphia	41.2
3.	Darrell Baker	Tennessee	37.5
4.	Mike Jackson	Carolina	32.3
	Cordale Flott	N.Y. Giants	32.3







# CB PAT SURTAIN II

## SURTAIN LOCKED UP OPPONENTS IN 2025



According to *NextGen Stats*, cornerback Pat Surtain II has been one of the best in coverage in 2025. Among those at his position, he surrendered the third-fewest receiving yards (346) (min. 475 coverage snaps) while also allowing the second-lowest open target percentage (15.9) among cornerbacks

(min. 475 coverage snaps).

### FEWEST REC. YDS. ALLOWED BY A CB (MIN. 475 COVERAGE SNAPS),

#### 2025 SEASON, PER NEXTGEN STATS

Rk.	Player	Team	Rec.	Yds.
1.	Eric Stokes	Las Vegas	30	338
2.	Riq Woolen	Seattle	33	339
3.	<b>Pat Surtain II</b>	<b>Denver</b>	<b>36</b>	<b>346</b>
4.	A.J. Terrell	Atlanta	37	356
5.	Joey Porter Jr.	Pittsburgh	32	372

### OPEN TARGET %, NFL CBs (MIN. 475 COV. SNAPS),

#### 2025 SEASON, PER NEXTGEN STATS

Rk.	Player	Team	Open Targ. %
1.	Derek Stingley Jr.	Houston	15.6
2.	<b>Pat Surtain II</b>	<b>Denver</b>	<b>15.9</b>
3.	A.J. Terrell	Atlanta	16.9
4.	<b>Riley Moss</b>	<b>Denver</b>	<b>17.2</b>
5.	Quinyon Mitchell	Philadelphia	18.8

## STANDING 'PAT' AGAINST RECEIVERS

According to *NextGen Stats*, cornerback Pat Surtain II's 2024 season was one of the best for a coverage corner since the system first started tracking yards allowed. Surtain's 306 yards allowed when targeted last season were the second fewest any cornerback with at least 500 coverage snaps has given up since the stat was first recorded by the site in 2016.

### FEWEST REC. YARDS ALLOWED IN A SEASON, NFL CBs,

#### SINCE 2016, MIN. 500 COV. SNAPS, PER NEXTGEN STATS

Rk.	Player	Season	Team	Games	Yds.
1.	A.J. Terrell	2021	Atlanta	17	297
2.	<b>Pat Surtain II</b>	<b>2024</b>	<b>Denver</b>	<b>17</b>	<b>306</b>
3.	Patrick Peterson	2018	Arizona	16	313
4.	Chris Harris	2016	Denver	16	336
5.	Jalen Ramsey	2020	L.A. Rams	16	350

## NO 'SURTAIN' THING ABOUT IT


In 2024, cornerback Pat Surtain II was targeted 56 times over 516 coverage snaps and allowed just 306 yards on 35 receptions, per *NextGen Stats*. Among all cornerbacks with at least 375 coverage snaps last year, Surtain averaged the lowest average EPA when targeted, recording a -0.43 mark.

### LOWEST EPA/TARGET, NFL CBs, MIN. 375 COV. SNAPS,

#### 2024 SEASON, PER NEXTGEN STATS

Rk.	Player	Team	EPA/Target
1.	<b>Pat Surtain II</b>	<b>Denver</b>	<b>-0.43</b>
2.	Nate Wiggins	Baltimore	-0.42
3.	Tarheeb Still	L.A. Chargers	-0.24
4.	Derek Stingley Jr.	Houston	-0.22
5.	Byron Murphy	Minnesota	-0.19

## SURTAIN KNOCKING IT OUT OF THE AIR



In his first five seasons in the NFL, cornerback Pat Surtain II has produced a total of 59 passes defended. In his first 80 career games (79 starts), Surtain's 59 pass breakups are the second most amongst all Broncos in that span.

### MOST PASSES DEF., FIRST 80 REG. SEASON GAMES, TEAM HISTORY

Rk.	Player	Years	PDs
1.	Bradley Roby	2014-18	60
2.	<b>Pat Surtain II</b>	<b>2021-25</b>	<b>59</b>
3.	Chris Harris Jr.	2011-15	55
4.	Kelly Herndon	2002-04	41
5.	Justin Simmons	2016-21	40

## P2 SAYS NO

Totaling 59 passes defended since being drafted by Denver with the ninth overall pick of the 2021 NFL Draft, cornerback Pat Surtain II is the first Bronco since at least 1999 to record double-digit PDs in each of his first five seasons. Additionally, Surtain is the second NFL player since 2018 to accomplish the feat.

### SEASONS WITH 10+ PDs, FIRST FIVE SEASONS, TEAM HISTORY

Rk.	Player	Years	No.
1.	<b>Pat Surtain II</b>	<b>2021-24</b>	<b>5</b>
2.	Bradley Roby	2014-15	4
3.	Kelly Herndon	2003-04	2
	Chris Harris Jr.	2013-14	2

### SEASONS WITH 10+ PDs, NFL CBs, FIRST FIVE SEASONS, SINCE 2018

Player	Years	Team	No.
<b>Pat Surtain II</b>	<b>2021-24</b>	<b>Broncos</b>	<b>5</b>
Denzel Ward	2018-20	Browns	5

## SURTAIN AND HUFANGA LEAD

### DRAFT CLASS IN MOST INTs

Cornerback Pat Surtain II has recorded 12 interceptions (199 yds.), including one during the 2025 season. His 12 picks are tied for the most by any player who was selected in the 2021 NFL Draft.

Additionally, safety Talanoa Hufanga has combined for seven interceptions (109 yds.). That is tied for the eighth most among all players drafted in the 2021 NFL Draft.

### MOST INTERCEPTIONS BY A PLAYER SELECTED IN 2021 NFL DRAFT

Rk.	Player	Team	INTs	Yds.
1.	<b>Pat Surtain II</b>	<b>Den.</b>	<b>12</b>	<b>199</b>
	Camryn Bynum	Min./Ind.	12	69
3.	Paulson Adebo	N.O./NYG	11	150
4.	Jaycee Horn	Car.	10	108
5.	Ernest Jones	Sea.	9	212
6.	Andre Cisco	Jac./NYJ	8	158
	Deommodore Lenoir	S.F.	8	180
8.	Tre'von Moehring	L.V./Car.	7	140
	<b>Talanoa Hufanga</b>	<b>S.F./Den.</b>	<b>7</b>	<b>109</b>
	Brandin Echols	NYJ	7	80
	Tyson Campbell	Cle.	7	69
	Asante Samuel Jr.	LAC	7	45



## SURTAIN AND HUFANGA TOP OF THE CLASS



Only three defensive players from the 2021 NFL Draft Class have been named first team All-Pro by the Associated Press. Cornerback Pat Surtain II has been named first team All-Pro twice in his career—earning the honor in 2022 and 2024—while safety Talanoa Hufanga was named first-team All-Pro in 2022.

### DEFENSIVE PLAYERS TO BE NAMED AP FIRST-TEAM ALL-PRO,

2021 DRAFT CLASS		
Player	All-Pro	Years
Micah Parsons	3	2021-22, '25
<b>Pat Surtain II</b>	<b>2</b>	<b>2022, '24</b>
<b>Talanoa Hufanga</b>	<b>1</b>	<b>2022</b>

### 'HUF' MAKES INSTANT IMPACT

In his first season with Denver, safety Talanoa Hufanga was named second-team All-Pro by the Associated Press. His second career honor, it is his first as a Bronco to become the sixth safety in team annals to be named an All-Pro.

### SAFETIES NAMED AP ALL-PRO WITH BRONCOS, TEAM HISTORY

Player	All-Pro	Years
Justin Simmons	4	2019, '21-23
Steve Atwater	3	1991-92, '96
<b>Talanoa Hufanga</b>	<b>1</b>	<b>2025</b>
Brian Dawkins	1	2009
Dennis Smith	1	1989
Billy Thompson	1	1997

### BRINGING THE BOOM

This season, safety Talanoa Hufanga totaled 106 combined tackles. His 106 tackles are the third most among Broncos safeties in a single season since the 1994 season and is just the fourth safety in that span to eclipse 100 tackles.

### MOST TACKLES, BRONCOS SAFETIES,

#### SINGLE SEASON, SINCE 1994

Rk.	Player	Season	Solo	Asst.	Total
1.	Brian Dawkins	2009	95	21	116
2.	Brandon Jones	2024	79	36	115
<b>3.</b>	<b>Talanoa Hufanga</b>	<b>2025</b>	<b>67</b>	<b>39</b>	<b>106</b>
4.	Steve Atwater	1995	82	21	103
5.	Justin Simmons	2018	71	26	97

### MAKING PLAYS OVER THE TOP

This season, safety Talanoa Hufanga has eclipsed 100 tackles, 10 passes defended and two sacks. He is just the second player in team history to reach those marks in a single season, joining linebacker Danny Trevathan in 2013.

### PLAYERS WITH 100+ TACKLES, 10+ PDs, 2+ SACKS,

#### SINGLE SEASON, TEAM HISTORY

Player	Season	Tackles	PDs	Sacks
<b>Talanoa Hufanga</b>	<b>2025</b>	<b>103</b>	<b>11</b>	<b>2</b>
Danny Trevathan	2013	125	10	2

## DON'T THROW ON MOSS



Cornerback Riley Moss has allowed opposing quarterbacks to complete just 55.2% of their passes when targeting him this season. That mark is tied for the fourth-lowest among all NFL cornerbacks who have been targeted at least 80 times in 2025.

### COMPLETION PERCENTAGE AGAINST, NFL CBs, MIN. 80 TARGETS, PER NEXTGEN STATS

Rk.	Player	Team	Targets	Comp.%
1.	Quinyon Mitchell	Philadelphia	85	42.4
2.	Christian Gonzalez	New England	80	52.5
3.	Mike Jackson	Carolina	96	53.1
4.	Kamari Lassiter	Houston	87	55.2
	<b>Riley Moss</b>	<b>Denver</b>	<b>116</b>	<b>55.2</b>

### MOSS BLANKETING OPPOSING RECEIVERS

Cornerback Riley Moss has been one of the best cornerbacks this season to not allow an open target, allowing just 20 open targets this season, per NextGen Stats. Among cornerbacks with at least 70 targets this season, that is tied for the fifth-fewest open targets allowed.

### OPEN TARGETS ALLOWED, NFL CBs (MIN. 70 TARGETS),

#### 2025 SEASON, PER NEXTGEN STATS

Rk.	Player	Team	Open Targets
1.	Adoree' Jackson	Philadelphia	14
2.	Emmanuel Forbes	L.A. Rams	16
	Quinyon Mitchell	Philadelphia	16
4.	Paulson Adebo	N.Y. Giants	18
<b>5.</b>	<b>Riley Moss</b>	<b>Denver</b>	<b>20</b>
	Paulson Adebo	N.Y. Giants	20

### MOSS BREAKING IT UP



In 2025, cornerback Riley Moss totaled 19 passes defended in 17 games played, which was tied for the league lead. His 19 pass breakups were also tied for the sixth most by a Bronco in a single season since at least 1993 and the most since Hall of Fame cornerback Champ Bailey (21) in 2006.

### MOST PASSES DEFENSED BY A BRONCOO, SINGLE SEASON,

#### SINCE 1993

Rk.	Player	Season	PDs
1.	Deltha O'Neal	2001	25
2.	Champ Bailey	2005	23
	Kelly Herndon	2004	23
4.	Champ Bailey	2006	21
5.	Ray Crockett	1997	20
<b>6.</b>	<b>Riley Moss</b>	<b>2025</b>	<b>19</b>
	Ray Crockett	1994	19
	Tyrone Braxton	1993	19



# CB JA'QUAN McMILLIAN/ DL ZACH ALLEN

## AN NOT AFRAID TO MIX IT UP

In his first four seasons, cornerback Ja'Quan McMillian has recorded 194 tackles (144 solo), seven sacks (54 yds.), six interceptions (119 yds., 2 TDs), 23 passes defended, five forced fumbles, two fumble recoveries and 16 tackles for loss. His 16 tackles for loss are the second most by a Broncos cornerback in team history, behind only Chris Harris Jr. (23).

### MOST TFLs BY A CB, TEAM HISTORY

Rk.	Player	Years	TFLs
1.	Chris Harris Jr.	2011-19	23
2.	<b>Ja'Quan McMillian</b>	<b>2022-25</b>	<b>16</b>
3.	Champ Bailey	2004-13	13
4.	Bradley Roby	2014-18	8
5.	Aqib Talib	2014-17	5

## Mc-SIX

In Week 18, cornerback Ja'Quan McMillian returned an interception 45 yards for a touchdown, marking his second career 'Pick-6'. He became just the fourth undrafted player in team history to record multiple interception return touchdowns with the club.

### UNDRAFTED PLAYERS WITH 2+ INT TDs, TEAM HISTORY

Player	Seasons	INTs	YDs	INT TDs
Chris Harris Jr.	2011-19	20	457	4
Nemiah Wilson	1965-67	8	273	3
<b>Ja'Quan McMillian</b>	<b>2022-25</b>	<b>6</b>	<b>119</b>	<b>2</b>
Wymon Henderson	1989-92	11	261	2

## NOSE FOR THE QUARTERBACK



Cornerback Ja'Quan McMillian has tallied 7.0 sacks in his four-year career thus far, most recently taking down Chiefs quarterback Patrick Mahomes twice in Week 11. His 7.0 sacks are the fifth-most by an undrafted cornerback in NFL history and most by an undrafted corner in team history.

### MOST SACKS BY AN UNDRAFTED CB, NFL HISTORY

Rk.	Player	Sacks	Yds.
1.	Mike Hilton	11.5	77
	Kenny Moore II	11.5	68
3.	Corey Ivy	9.5	55
4.	K'Waun Williams	8.0	63.5
5.	<b>Ja'Quan McMillian</b>	<b>7.0</b>	<b>54</b>

## McMILLIAN SHINES AGAINST CHIEFS

In the Broncos' Week 11 matchup against Kansas City, cornerback Ja'Quan McMillian tallied two sacks and also intercepted a pass from Chiefs quarterback Patrick Mahomes. He became just the sixth cornerback in NFL history to record at least two sacks and pick off one pass in a single game and the first to do so since 2023.

### CBs WITH 2+ SACKS & 1+ INT IN A GAME, NFL HISTORY

Player	Team	Opp. (Date)	Sacks	INTs
<b>Ja'Quan McMillian</b>	<b>Denver</b>	<b>vs. K.C. (11/26/25)</b>	<b>2</b>	<b>1</b>
Devon Witherspoon	Seattle	at NYG (10/2/23)	2	1
Captain Munnerlyn	Carolina	vs. NYJ (12/15/13)	2	1
Shawn Springs	Washington	at Dal. (12/26/04)	2	1
Randy Hilliard	Cleveland	at N.E. (9/8/91)	2	1
Eric Thomas	Cincinnati	at Hou. (11/13/89)	2	1

## ALL-PRO ALLEN



Defensive lineman Zach Allen earned his second career All-Pro honors from the Associated Press and first career first-team nod in 2025. He became the fourth defensive lineman in team history to be named All-Pro from the AP multiple times (since 1974) and the fifth to earn first-team honors.

### DL NAMED TO AP ALL-PRO TEAM, TEAM HISTORY,

#### SINCE 1974

Player	Honors	Seasons
<b>Zach Allen</b>	<b>2</b>	<b>2024-25</b>
Trevor Pryce	2	1999, 2001
Rulon Jones	2	1985-86
Lyle Alzado	2	1977-78
Alfred Williams	1	1996
Greg Kragen	1	1992
Paul Smith	1	1973
Rich Jackson	1	1970

## ALLEN EARNS FIRST CAREER PRO BOWL NOD

Defensive lineman Zach Allen earned his first career Pro Bowl honor in 2025 after finishing the season with a league-high 47 quarterback hits along with 38 tackles (14 solo), seven sacks (46.5 yds.) and six passes defended. He became just the 10th defensive lineman in team history to be named a Pro Bowler.

### DL NAMED TO PRO BOWL, TEAM HISTORY, SINCE 1970

Player	No.	Years	Player	No.	Years
Trevor Pryce	4	1999-2002	<b>Zach Allen</b>	<b>1</b>	<b>2025</b>
Rich Jackson	2	1970-71	Neil Smith	1	1997
Rulon Jones	2	1985-86	Michael Dean Perry	1	1996
Lyle Alzado	2	1977-78	Alfred Williams	1	1996
Paul Smith	2	1972-73	Greg Kragen	1	1989

## KNOCKING ON THE DOOR

In 2025, defensive lineman Zach Allen has been one of the best players to get to the quarterback, racking up 47 quarterback hits in 17 games played. Among the entire league, Allen's 47 quarterback hits rank first.

### MOST QB HITS, 2025 SEASON

Rk.	Player	Team	QBH
1.	<b>Zach Allen</b>	<b>Denver</b>	<b>47</b>
2.	Myles Garrett	Cleveland	39
3.	Aidan Hutchinson	Detroit	35
4.	Brian Burns	N.Y. Giants	31
5.	Byron Young	L.A. Rams	29

## UNDER PRESSURE

Since joining the Broncos in 2023, defensive lineman Zach Allen has totaled 111 quarterback hits. That mark leads all NFL players in that span, while his 189 quarterback pressures leads all interior defensive linemen.

### MOST QB HITS, SINCE 2023

Rk.	Player	Team	Hits
1.	<b>Zach Allen</b>	<b>Denver</b>	<b>111</b>
2.	Myles Garrett	Cleveland	97
3.	Aidan Hutchinson	Detroit	85
4.	Micah Parsons	Dallas/Green Bay	82
	T.J. Watt	Pittsburgh	82



## ZACH ATTACK

Defensive lineman Zach Allen has appeared in 95 regular-season games (85 starts) since entering the NFL. He has recorded 297 tackles (152 solo), 32.0 sacks (201.0 yds.), one interception (25 yds.), 23 passes defended, one forced fumble and three fumble recoveries in his career.

Among active interior defensive linemen since the start of 2020, Allen is 1-of-4 players to accumulate totals of at least 25 sacks and 20 PDs.

### ACTIVE DLs W/ AT LEAST 25 SACKS & 20 PDS, SINCE 2020

Player	Team	Sacks	Yds.	PDs
Jeffery Simmons	Ten.	40.5	304.5	26
Cameron Heyward	Pit.	38.0	248.5	34
Daron Payne	Was.	30.0	197.5	20
<b>Zach Allen</b>	<b>Ari. / Den.</b>	<b>32.0</b>	<b>201.0</b>	<b>23</b>

## JOINING THE ELITE



With 45 quarterback hits so far in 2025, defensive lineman Zach Allen is just the second player since 2006 to record at least 40 quarterback hits in back-to-back seasons (J.J. Watt). Allen also joined Watt as the only two defensive linemen in NFL history to reach 40 QB hits in back-to-back years.

### PLAYERS WITH AT LEAST 40 QB HITS IN A SEASON, SINCE 2006

Player	No. of Seasons	Seasons
J.J. Watt	4	2012-14
<b>Zach Allen</b>	<b>2</b>	<b>2024-25</b>
T.J. Watt	1	2020
Nick Bosa	1	2022
Aaron Donald	1	2018

## BRINGING THE HEAT

This season, defensive lineman Zach Allen totaled 73 quarterback pressures, according to *Pro Football Focus*. That is the most among all interior defensive linemen this season.

### QB PRESSURES, INTERIOR DEFENSIVE LINEMEN,

#### 2025 SEASON, PER PRO FOOTBALL FOCUS

Rk.	Player	Team	Pressures
<b>1.</b>	<b>Zach Allen</b>	<b>Denver</b>	<b>73</b>
2.	Jeffery Simmons	Tennessee	64
3.	Chris Jones	Kansas City	63
4.	Kobie Turner	L.A. Rams	61
5.	Leonard Williams	Seattle	58

## 'ALLEN' A DAY'S WORK

Defensive lineman Zach Allen recorded at least 0.5 sack in six consecutive games stretching from Week 5 to Week 10 of the 2025 season. His six-game sack streak was tied for the second-longest by a defensive lineman in team history and the longest since former Broncos defensive end Alfred Williams (11 games) in 1996.

### LONGEST SACK STREAKS, DEFENSIVE LINEMEN, TEAM HISTORY

Rk.	Player	Seasons	Games
1.	Alfred Williams	1996	11
<b>2.</b>	<b>Zach Allen</b>	<b>2025</b>	<b>6</b>
	Rulon Jones	1986	6
	Rulon Jones	1985	6

## GREENLAW A POSTSEASON STAPLE

Since his first postseason appearance in 2019, inside linebacker Dre Greenlaw has tallied 72 tackles in the playoffs. Among all NFL players, that is the fifth-most takedowns in that span, behind only Fred Warner (97), Nick Bolton (81), L'Jarius Sneed (75) and Matt Milano (73).

### MOST TACKLES IN THE POSTSEASON, SINCE 2019

Rk.	Player	Teams	Tackles
1.	Fred Warner	S.F.	97
2.	Nick Bolton	K.C.	81
3.	L'Jarius Sneed	K.C./Ten.	75
4.	Matt Milano	Buf.	73
<b>5.</b>	<b>Dre Greenlaw</b>	<b>S.F.</b>	<b>72</b>

## SINGLETON A TACKLING MACHINE

From 2020-23, inside linebacker Alex Singleton appeared in 66 games (47 starts) and totaled 571 tackles (345 solo). Singleton's 571 tackles in that span ranked fourth in the NFL.

Singleton was 1-of-9 players to record 100 or more tackles in each of those four seasons, including a single-season career high 175 in 2023.

### MOST DEFENSIVE TACKLES, 2020-23

Rk.	Player	Team	Tkls
1.	Foye Oluokun	Atl. / Jac.	666
2.	Bobby Wagner	Sea. / LAR	631
3.	Roquan Smith	Chi. / Bal.	629
<b>4.</b>	<b>Alex Singleton</b>	<b>Phi. / Den.</b>	<b>571</b>
5.	Fred Warner	S.F.	524

## SINGLETON ECLIPSES BRONCOS' SINGLE-SEASON

### TACKLE RECORD

In 2023, inside linebacker Alex Singleton recorded 175 tackles (105 solo), setting a new franchise mark for most tackles in a season since at least 1991 (according to press box stats). The previous mark was set by linebacker Michael Brooks (170) in 1992.

### BRONCOS MOST TACKLES, SINGLE SEASONS, SINCE AT LEAST 1991

Rk.	Player	Year	Solo	Asst.	Total
<b>1.</b>	<b>Alex Singleton</b>	<b>2023</b>	<b>105</b>	<b>70</b>	<b>175</b>
2.	Michael Brooks	1992	109	61	170
3.	Michael Brooks	1991	96	57	153
<b>4.</b>	<b>Alex Singleton</b>	<b>2022</b>	<b>92</b>	<b>60</b>	<b>152</b>
5.	Steve Atwater	1992	73	78	151

## SINGLETON STACKS DOUBLE-DIGIT GAMES

Since joining the Broncos in 2022, inside linebacker Alex Singleton has recorded double-digit tackles in 26 games. That mark is the sixth highest among all NFL players in that span while his 486 tackles since then ranks 13th in the NFL.

### DOUBLE-DIGIT TACKLE GAMES, SINCE 2022

Rk.	Player	Games
1.	Roquan Smith	35
	Zaire Franklin	34
3.	Foye Oluokun	30
4.	Jordyn Brooks	27
	Bobby Wagner	27
<b>6.</b>	<b>Alex Singleton</b>	<b>26</b>



# OLB JONATHON COOPER/OLB NIK BONITTO

## COOPER: MOST SACKS OF ANY SEVENTH-ROUND DRAFT PICK SINCE 2019

Outside linebacker Jonathon Cooper, who was selected by the Broncos in the seventh round (239th overall) of the 2021 NFL Draft, has accumulated 31.5 sacks (210.0 yds.) in 81 career games played (65 starts). In 2025, Cooper totaled 8.0 sacks, including tying a career-high 2.0 sacks in Week 6 against the Jets.

Among players selected in the seventh round of an NFL Draft since 2019, Cooper's 31.5 sacks are the most.

### MOST SACKS BY A PLAYER SELECTED IN THE SEVENTH ROUND OF AN NFL DRAFT, SINCE 2019

Rk.	Player	Draft Yr.	Rd. (Pick)	Sacks
1.	Jonathon Cooper	2021	7 (239)	31.5
2.	Kaden Elliss	2019	7 (244)	20.5
3.	James Smith-Williams	2020	7 (229)	8.0
	Casey Toohill	2020	7 (233)	8.0
	Kamren Curl	2020	7 (216)	8.0

## COOPER A SEVENTH-ROUND STEAL

Signed by the Broncos to a four-year extension during the 2024 season, outside linebacker Jonathon Cooper has accumulated 31.5 sacks (210.0 yds.) since entering the NFL in 2021. His 31.5 career sacks are the third most by a player in a Broncos uniform who was selected in the seventh round or later of an NFL Draft.

### MOST CAREER SACKS, PLAYERS SELECTED IN THE SEVENTH ROUND OR LATER, TEAM HISTORY

Rk.	Player	Yr. Drafted	Rd. (Pick)	Sacks	Yds.
1.	Karl Mecklenburg	1983	12 (310)	79.0	179.0
2.	Maa Tanuvasa	1993	13 (209)	33.0	195.0
3.	Jonathon Cooper	2021	7 (239)	31.5	210.0
4.	Shelby Harris	2014	7 (235)	21.5	138.5
5.	Ken Woodard	1982	10 (274)	11.0	N/A

## COOP AND THE QB

With one sack in Week 3 against Los Angeles, OLB Jonathon Cooper increased his season total to 2.0 sacks for the fifth time in his five-year career thus far. He became just the second seventh-round selection by any NFL team since 1994—when the NFL transitioned to a seven-round draft—to record at least 2.0 sacks in each of his first five seasons.

### PLAYERS WITH 2+ SACKS IN EACH OF FIRST 5 SEASONS, SINCE 1994

Player	Yr. Drafted	Team	Seasons
Jonathon Cooper	2025	Denver	5
Bobby McCray	2004	Jacksonville	5

## JOINING ELITE COMPANY

Since the start of the 2023 season, outside linebacker Jonathon Cooper has totaled 178 tackles (99 solo) and 27.0 sacks (175.0 yds.) in 51 games played. He is just 1-of-9 players in the NFL to record at least 150 tackles and 25 sacks in that span.

### PLAYERS WITH 25+ SACKS, 150+ TACKLES, SINCE 2023

Player	Team	Sacks	Tackles
Maxx Crosby	Las Vegas	32.0	208
Byron Young	L.A. Rams	27.5	205
Harold Landry III	New England	28.0	190
Brian Burns	N.Y. Giants	33.0	188
T.J. Watt	Pittsburgh	37.5	184
Danielle Hunter	Houston	43.5	183
Jonathon Cooper	Denver	27.0	178
Zach Sieler	Miami	25.5	165
Josh Hines-Allen	Jacksonville	33.5	160

## BONITTO NAMED ALL-PRO FOR FIRST TIME



Earning his first Pro Bowl honors in 2024, outside linebacker Nik Bonitto was also named second-team All-Pro by the Associated Press for the first time in his career last year. He became the sixth Bronco to be honored as an edge rusher since the AP first started naming All-Pros.

### BRONCOS EDGE RUSHERS NAMED ALL-PRO BY AP, TEAM HISTORY, SINCE 1974

Player	No.	Years
Nik Bonitto	1	2024
Von Miller	6	2012, '14-18
Elvis Dumervil	1	2009
John Mobley	1	1997
Bob Swenson	1	1981
Tom Jackson	2	1977-78

## CASA BONITTO TO SECOND STRAIGHT PRO BOWL

Outside linebacker Nik Bonitto earned his second consecutive Pro Bowl nod in 2025, becoming the fifth outside linebacker in team history to be named to the All-Star festivities in consecutive years. In 2025, Bonitto became the first Bronco to reach double-digit sacks in back-to-back seasons since Von Miller (2014-18), recording 12.5 quarterback takedowns this season.


In 2024, he became the seventh linebacker in team history to be named to the Pro Bowl within his first three seasons and the first to do so since Bradley Chubb in 2020.

### BRONCOS OLBS NAMED TO PRO BOWL IN CONSECUTIVE SEASONS

Player	No.	Years
Von Miller	2, 6	2011-12, '14-19
Tom Jackson	3	1977-79
Nik Bonitto	1	2024
Demarcus Ware	2	2014-15
Elvis Dumervil	2	2011-12

## BONITTO FIFTH IN SACKS

Outside linebacker Nik Bonitto has been one of the best pass rushers in the NFL this season, racking up a total of 14.0 quarterback sacks for 92.5 yards. His 14.0 sacks were the fifth most in the NFL while it is also the most by a Bronco since Von Miller tallied 14.5 sacks in 2018.



### MOST SACKS IN NFL, 2025 SEASON

Rk.	Player	Team	Sacks	Yds.
1.	Myles Garrett	Cleveland	23.0	165.0
2.	Brian Burns	N.Y. Giants	16.5	136.0
3.	Danielle Hunter	Houston	15.0	117.0
4.	Aidan Hutchinson	Detroit	14.5	104.5
5.	Nik Bonitto	Denver	14.0	92.5



## CAN'T STOP NIK

In 2024, outside linebacker Nik Bonitto recorded a team-high 13.5 sacks (88.5 yds.) along with 48 tackles (33 solo) and four passes defended. His 13.5 sacks last year were the third most among all NFL players while his 88.5 sack yards were the seventh most.

### MOST SACKS IN NFL, 2024 SEASON

Rk.	Player	Team	Sacks	Sack Yds.
1.	Trey Hendrickson	Cincinnati	17.5	125.5
2.	Myles Garrett	Cleveland	14.0	92.0
3.	<b>Nik Bonitto</b>	<b>Denver</b>	<b>13.5</b>	<b>88.5</b>
4.	Kyle Van Noy	Baltimore	12.5	83.5
5.	Jonathan Greenard	Minnesota	12.0	110.0
	Danielle Hunter	Houston	12.0	93.5
	Micah Parsons	Dallas	12.0	83.0

## BUILT UNDER PRESSURE



This season, outside linebacker Nik Bonitto has registered 80 quarterback pressures, according to *NextGen Stats*. That is the fifth-most pressures among all NFL players this year, and his 20.2 pressure percentage ranks second among players with at least 225 pass rush snaps.

### QB PRESSURE %, MIN. 225 PASS RUSH SNAPS, 2025 SEASON

Rk.	Player	Team	Pressures	QBP%
1.	Micah Parsons	Green Bay	83	20.7
2.	<b>Nik Bonitto</b>	<b>Denver</b>	<b>80</b>	<b>20.2</b>
3.	Will Anderson Jr.	Houston	85	19.5
4.	Chase Young	New Orleans	49	18.3
5.	Al-Quadin Muhammad	Detroit	59	18.1

## IN THE 'NIK' OF TIME

Drafted by the Broncos in the second round (64th overall) of the 2022 NFL Draft, outside linebacker Nik Bonitto has totaled 37.0 sacks (252.0 yds.) in his career. That is the second most among those in his draft class, behind only Aidan Hutchinson (43.0).

### MOST SACKS, 2022 DRAFT CLASS

Rk.	Player	Team	Sacks	Sack Yds.
1.	Aidan Hutchinson	Detroit	43.0	317.5
2.	<b>Nik Bonitto</b>	<b>Denver</b>	<b>37.0</b>	<b>252.0</b>
3.	George Karlaftis	Kansas City	30.5	165.0
4.	Travon Walker	Jacksonville	27.5	216.5
5.	Kayvon Thibodeaux	N.Y. Giants	23.5	187.5

## NIK GETTING TO THE QB

After recording 1.5 sacks in Week 18 against the Los Angeles Chargers, outside linebacker Nik Bonitto has recorded 11 career multi-sack games since entering the league in 2022, including six this season. His six multi-sack games this year are tied for the most in the league this year.

### MULTI-SACK GAMES, 2025 SEASON

Rk.	Player	Games
1.	<b>Nik Bonitto</b>	<b>6</b>
	Myles Garrett	6
	Brian Burns	6
4.	Danielle Hunter	5
5.	Micah Parsons	4

## 2025 CAPSULES



### OLB JONAH ELLISS:

- Became 1-of-3 Broncos to record at least 5.0 sacks and two passes defended as a rookie in 2024, joining outside linebacker Von Miller and defensive end Derek Wolfe.
- Tied for the eighth most career quarterback takedowns by a 2024 draft pick (7.5).



### S PJ LOCKE:

- With four career sacks, has recorded the 10th-most quarterback takedowns by a safety in team history, and the most by an undrafted player at the position.
- His 11 passes defended are tied for the fourth most by an undrafted safety in team history.
- 1-of-4 undrafted safeties to record multiple passes defended in each of the last three seasons.



### DL EYIOMA UWAZURIKE:

- Set a new career high with 3.5 quarterback takedowns in his third season.



### DT MALCOLM ROACH:

- Recorded a career high four sacks this season.
- With 41 tackles in 2025, recorded at least 40 tackles in back-to-back seasons for the first time in his career.
- Also recorded five quarterback hits in back-to-back seasons for the first time in his career.



### OLB DONDREA TILLMAN:

- Recorded the third-most total sacks by an undrafted player (9.0) over the last two seasons.
- Is the only undrafted player to record at least nine sacks and multiple interceptions since 2024.
- 1-of-2 undrafted Broncos to record at least four sacks in each of his first two seasons (LB John Bramlett).



### CB JAHDAE BARRON:

- 1-of-5 rookies this season to record an interception along with a fumble recovery.



# ST DEVON KEY/ KR MARVIN MIMS

## KEY TO THE SPECIAL TEAMS

Safety Devon Key was named first-team All-Pro by the Associated Press as a special teamer in 2025. Key, who is the ninth player to be named an All-Pro as a special teamer by the AP, is the first Bronco to be recognized in that regard.

### SPECIAL TEAMER FIRST-TEAM ALL-PROS, SINCE 2016

Player	Season	Team	Player	Season	Team
Matthew Slater	2016	N.E.	J.T. Gray	2021	N.O.
Budda Baker	2017	Ari.	Jeremy Reaves	2022	Was.
Adrian Phillips	2018	LAC	Miles Killebrew	2023	Pit.
Matthew Slater	2019	N.E.	Brenden Schooler	2024	N.E.
George Odum	2020	Ind.	<b>Devon Key</b>	<b>2025</b>	<b>Den.</b>

## KEY SETS FRANCHISE RECORD

Safety Devon Key has totaled 26 special-teams tackles so far this season for the Broncos, including 17 solo tackles. That is tied for the most special-teams tackles in the NFL this season and is the most by a Bronco in a season in team history.

### SPECIAL-TEAMS TACKLES, 2025 SEASON

Rk.	Player	Team	Tkls
1.	<b>Devon Key</b>	<b>Denver</b>	<b>26</b>
	Del'Shawn Phillips	L.A. Chargers	24
3.	Tommy Eichenberg	Las Vegas	23
4.	Two Players Tied	--	21

## 'MARVELOUS' MARV AN ALL-PRO AGAIN

In his second season in the NFL, wide receiver Marvin Mims Jr. earned his second All-Pro honor by the Associated Press as a returner. He became the fourth Bronco in team history to be named an All-Pro by the AP as a returner and the first Bronco since wide receiver Rick Upchurch to be named an All-Pro as a returner in consecutive seasons.

Additionally, Mims became just the second player in team history to be named All-Pro by the AP in each of his first two NFL seasons, joining tackle Ryan Clady (2008-09).

### AP ALL-PROS AS RETURNERS, TEAM HISTORY

Player	No.	Years
Rick Upchurch	5	1976-79, 82
<b>Marvin Mims Jr.</b>	<b>2</b>	<b>2023-24</b>
Darrien Gordon	1	1997
Glyn Milburn	1	1995

### BRONCOS NAMED AP ALL-PRO IN EACH OF FIRST TWO SEASONS

Player	Pos.	Years
<b>Marvin Mims Jr.</b>	<b>Ret.</b>	<b>2023-24</b>
Ryan Clady	T	2008-09

## MIMS BACK IN ORLANDO

Selected by the Broncos in the second round (63rd overall) of the 2023 NFL Draft, wide receiver Marvin Mims Jr. posted impressive numbers as a returner in his second season in the NFL. He totaled 26 punt returns for 408 yards (15.7 avg.) and seven kickoff returns for 194 yards (27.7 avg.).

Mims' efforts in 2024 earned him his second consecutive Pro Bowl selection. He became the third Bronco to receive a Pro Bowl nod as a return specialist and the second player in team history to be named to the Pro Bowl in each of his first two seasons.

### BRONCOS NAMED TO PRO BOWL IN EACH OF THEIR FIRST TWO SEASONS

Player	Pos.	Years
<b>Marvin Mims Jr.</b>	<b>Ret.</b>	<b>2023-24</b>
Von Miller	OLB	2011-12

### BRONCOS RETURN SPECIALISTS NAMED TO THE PRO BOWL

Player	No.	Years
Rick Upchurch	3	1977-78, '82
<b>Marvin Mims Jr.</b>	<b>2</b>	<b>2023-24</b>
Glyn Milburn	1	1995

## MIMS A PUNT RETURN WEAPON



Wide receiver Marvin Mims Jr. has been one of the best returners in the NFL since entering the league in 2023. He has totaled 1,172 punt return yards in his first three seasons, which is the second most by a Bronco in his first three years in team history.

### MOST PUNT RETURN YARDS, FIRST THREE SEASONS, TEAM HISTORY

Rk.	Player	Returns	Yds.	Avg.
1.	Rick Upchurch	117	1,501	12.8
2.	<b>Marvin Mims Jr.</b>	<b>74</b>	<b>1,172</b>	<b>15.8</b>
3.	Glyn Milburn	112	1,158	10.3
4.	Deltha O'Neal	95	1,006	10.6
5.	Bill Thompson	77	795	10.3

## MIMS SHOWS EXPLOSIVENESS ON RETURNS

Since his rookie campaign in 2023, wide receiver Marvin Mims Jr. has been one of the best kick returners in the NFL, averaging 15.8 yards per punt return and 26.6 yards per kickoff return. His 15.8 yards per punt return is the highest in team history among players with at least 10 returns while his 26.6 kickoff return average is the third highest among Broncos with at least 15 returns.

### HIGHEST PUNT RETURN AVERAGE,

#### TEAM HISTORY (MIN. 10 RETURNS)

Rk.	Player	Returns	Yds.	Avg.
1.	<b>Marvin Mims Jr.</b>	<b>74</b>	<b>1,172</b>	<b>15.8</b>
2.	Darrien Gordon	74	922	12.5
3.	Rod Smith	53	647	12.2
4.	Rick Upchurch	248	3,008	12.1
5.	Charley Mitchell	21	251	12.0

### HIGHEST KICKOFF RETURN AVERAGE,

#### TEAM HISTORY (MIN. 15 RETURNS)

Rk.	Player	Returns	Yds.	Avg.
1.	Trindon Holliday	39	1,133	29.1
2.	Quan Cosby	17	457	26.9
3.	<b>Marvin Mims Jr.</b>	<b>47</b>	<b>1,249</b>	<b>26.6</b>
4.	Goldie Sellers	25	661	26.4
5.	Kevin Kasper	29	765	26.4

## MARVELOUS MARV

In Week 14 against Las Vegas, wide receiver Marvin Mims Jr. recorded his first career punt return touchdown and second career return score after bringing back a punt 48 yards to the end zone. Mims became just the fourth Bronco to record at least one punt return touchdown and one kickoff return touchdown within his first three seasons.

Additionally, his punt return score was the first by a Bronco since Diontae Spencer (83 yards) in 2020 and is just the seventh punt return score by a Bronco since 2010.


### BRONCOS TO RECORD AT LEAST ONE KR AND ONE PR TOUCHDOWN, FIRST THREE YEARS

Player	Seasons	KR	PR
<b>Marvin Mims Jr.</b>	<b>2023-25</b>	<b>1</b>	<b>1</b>
Trindon Holliday	2012-13	2	2
Eddie Royal	2008-10	1	1
Deltha O'Neal	2000-02	1	1



## LUTZ LIGHTING UP THE SCOREBOARD

Broncos kicker Wil Lutz has appeared in 148 career regular-season games, making 254-of-295 field goals (86.1%) and 400-of-409 extra points (97.8%). For his career, Lutz has totaled 1,162 kicking points, which ranks third among kickers since 2016.



### MOST KICKING POINTS, REG. SEASON, SINCE 2016

Rk.	Player	FGM	FGA	XPM	XPA	Pts.
1.	Justin Tucker	287	320	385	393	1,246
2.	Jason Myers	269	313	366	389	1,179
3.	<b>Wil Lutz</b>	<b>250</b>	<b>291</b>	<b>400</b>	<b>409</b>	<b>1,162</b>
4.	Chris Boswell	268	307	327	342	1,137
5.	Harrison Butker	247	280	369	393	1,122

## THROUGH THE UPRIGHTS

Since entering the NFL in 2016, kicker Wil Lutz has made 254-of-295 field goals (.861), including 89-of-100 (.890) as a Bronco since 2023. Among all kickers, his 254 field goals since 2016 are the fifth most.

### MOST FIELD GOALS MADE, ACTIVE KICKERS, SINCE 2016

Rk.	Player	FGM	FGA	Pct.
1.	Jason Myers	271	317	.855
2.	Chris Boswell	270	309	.874
3.	Brandon McManus	258	314	.822
4.	Ka'imi Fairbairn	255	291	.876
5.	<b>Wil Lutz</b>	<b>254</b>	<b>295</b>	<b>.861</b>

## LUTZ IN THE HISTORY BOOKS

After making one field goal at the end of the first half in Week 18 of 2024 against Kansas City, kicker Wil Lutz tied Broncos Ring of Fame kicker Jason Elam for the most field goals made in a season in team history with 31. Additionally, his 139 points in 2024 were the second most points scored in a season in club annals.

### MOST FIELD GOALS MADE IN A SEASON, TEAM HISTORY

Rk.	Player	Season	FGM	FGA	Pct.
1.	<b>Wil Lutz</b>	<b>2024</b>	<b>31</b>	<b>34</b>	<b>.912</b>
	Jason Elam	2001	31	36	.861
	Jason Elam	1995	31	38	.816
4.	Wil Lutz	2023	30	34	.882
	Brandon McManus	2015	30	35	.857
	Matt Prater	2009	30	35	.857
	Jason Elam	1994	30	37	.811

## LUTZ TURNS SIX INTO SEVEN

For his career, Broncos kicker Wil Lutz has made 400-of-409 extra points (97.8%). Among kickers since 2016, Lutz's 97.8 percent success rate ranks second while his 400 extra points paces the NFL.

### HIGHEST EXTRA POINT PERCENTAGE, SINCE 2016

Rk.	Player	XPM	XPA	Pct.
1.	Justin Tucker	385	393	.980
2.	<b>Wil Lutz</b>	<b>400</b>	<b>409</b>	<b>.978</b>
3.	Chase McLaughlin	207	212	.976
4.	Brandon McManus	298	307	.971
5.	Matt Gay	232	240	.967

## REACHING 1,000

Connecting on two field goals and five PATs in Week 13 of 2024 against Cleveland, kicker Wil Lutz reached the 1,000 career point mark in his 127th game. He is the sixth-fastest player in league history to reach that milestone.

### FASTEST PLAYERS TO REACH 1,000 POINTS SCORED, NFL HISTORY

Rk.	Player	Games	FGM	FGA	XPM	XPA	Pts.
1.	Justin Tucker	118	250	276	258	259	1,008
2.	Stephen Gostkowski	119	204	239	397	398	1,009
3.	Harrison Butker	121	221	249	338	359	1,001
4.	Mason Crosby	124	205	258	390	393	1,005
5.	Mike Vanderjagt	126	219	250	347	349	1,004
6.	<b>Wil Lutz</b>	<b>127</b>	<b>221</b>	<b>258</b>	<b>346</b>	<b>355</b>	<b>1,009</b>

## LUTZ REACHES 250 FIELD GOALS MADE



In Week 17 of 2025 against Kansas City, kicker Wil Lutz went 2-of-2 and eclipsed the 250 career field goals made mark in just his 147th game. He became the sixth-fastest kicker in NFL history at that time to reach the 250 field goals made mark.

### FASTEST PLAYERS TO REACH 250 FIELD GOALS MADE

Rk.	Player	GP	FGM	FGA	Pct.
1.	Justin Tucker	118	250	276	90.6
2.	Stephen Gostkowski	139	250	287	87.1
3.	Chris Boswell	140	250	285	87.7
4.	Greg Zuerlein	144	252	307	82.1
5.	Graham Gano	146	250	300	83.3
6.	<b>Wil Lutz</b>	<b>147</b>	<b>250</b>	<b>291</b>	<b>85.9</b>

## LUTZ WITH NINE SEASONS OF 100+ POINTS

Since making his NFL debut with New Orleans in 2016, kicker Wil Lutz has posted nine seasons in which he has totaled 100 or more kicking points. Among kickers in that span, Lutz's nine such campaigns are tied for the most in the NFL.

### MOST SEASONS WITH 100+ KICKING POINTS, SINCE 2016

Rk.	Player	Team	No.
1.	<b>Wil Lutz</b>	<b>N.O. / Den.</b>	<b>9</b>
	Justin Tucker	Bal.	9
3.	Jason Myers	Jac. / NYJ. / Sea.	8
	Matt Prater	Det. / Ari. / Buf.	8
	Jake Elliott	Phi.	8
4.	Greg Zuerlein	LAR / Dal. / NYJ	7
	Harrison Butker	K.C.	7
	Ka'imi Fairbairn	Hou.	7
	Brandon McManus	G.B.	7



# TEAM HIGHS AND LOWS



## 2025 REGULAR SEASON DENVER BRONCOS OFFENSIVE HIGHS AND LOWS (THROUGH WEEK 18)

HIGH	DATE	OPPONENT	CATEGORY	OPPONENT	DATE	LOW
44	10/26	vs. Dallas	Points	vs. Las Vegas	11/6	10
33	10/19	vs. N.Y. Giants	Points in a Quarter	at Indianapolis	9/14	0
				at L.A. Chargers	9/21	
				vs. Cincinnati	9/29	
				at Philadelphia	10/5	
				at N.Y. Jets	10/12	
				vs. N.Y. Giants	10/19	
				at Houston	11/2	
				vs. Las Vegas	11/6	
				vs. Kansas City	11/16	
				at Washington	11/30	
				vs. Green Bay	12/14	
				vs. Jacksonville	12/21	
				vs. L.A. Chargers	1/4	
33	10/19	vs. N.Y. Giants	Points in a Half	vs. N.Y. Giants	10/19	0
6	10/26	vs. Dallas	Total Touchdowns	at N.Y. Jets	10/12	1
				vs. Las Vegas	11/6	
				vs. Kansas City	11/16	
				vs. L.A. Chargers	1/4	
80	9/29	vs. Cincinnati	Total Plays	at L.A. Chargers	9/21	48
512	9/29	vs. Cincinnati	Total Net Yards	vs. Las Vegas	11/6	220
29	9/29	vs. Cincinnati	Total First Downs	at L.A. Chargers	9/21	9
11	9/29	vs. Cincinnati	First Downs Rushing	at L.A. Chargers	9/21	3
				at N.Y. Jets	10/12	
17	9/29	vs. Cincinnati	First Downs Passing	at L.A. Chargers	9/21	5
				vs. Las Vegas	11/6	
6	9/7	vs. Tennessee	First Down Penalties	at N.Y. Jets	10/12	0
				at Houston	11/2	
				vs. Las Vegas	11/6	
				vs. Kansas City	11/16	
				at Washington	11/30	
				vs. L.A. Chargers	1/4	
62.5%	10/26	vs. Dallas	Third Down Efficiency	at L.A. Chargers	9/21	15.4%
7.5	10/26	vs. Dallas	Average Yards Per Play	vs. Las Vegas	11/6	3.9
186	9/29	vs. Cincinnati	Total Net Yards Rushing	vs. Kansas City	11/16	59
38	9/29	vs. Cincinnati	Rushing Attempts	vs. Jacksonville	12/21	17
6.4	10/26	vs. Dallas	Rushing Average Yards	vs. Kansas City	11/16	2.8
2	9/29	vs. Cincinnati	Rushing Touchdowns	at N.Y. Jets	10/12	0
				at Houston	11/2	
				vs. Las Vegas	11/6	
				vs. L.A. Chargers	1/4	
344	12/21	vs. Jacksonville	Total Net Yards Passing	vs. L.A. Chargers	1/4	124
50	10/19	vs. N.Y. Giants	Passing Attempts	vs. L.A. Chargers	1/4	23
31	12/7	at Las Vegas	Passing Completions	at L.A. Chargers	9/21	14
				vs. L.A. Chargers	1/4	
4	10/26	vs. Dallas	Passing Touchdowns	vs. Kansas City	11/16	0
				at Las Vegas	12/7	
				vs. L.A. Chargers	1/4	
8.9	12/14	vs. Green Bay	Passing Yards Average	vs. Tennessee	9/7	4
2	9/7	vs. Tennessee	Passes Thrown for Interception	at L.A. Chargers	9/21	0
				at Philadelphia	10/5	
				at N.Y. Jets	10/12	
				vs. N.Y. Giants	10/19	
				vs. Kansas City	11/16	
				at Las Vegas	12/7	
				vs. Green Bay	12/14	
				vs. L.A. Chargers	1/4	
4	1/4	vs. L.A. Chargers	Times Sacked	at Indianapolis	9/14	0
				vs. Cincinnati	9/29	
				vs. Dallas	10/26	
				vs. Green Bay	12/14	
4	1/4	vs. L.A. Chargers	QB Sacks	at Indianapolis	9/14	0
				vs. Cincinnati	9/29	
				vs. Dallas	10/26	
				vs. Green Bay	12/14	
17	1/4	vs. L.A. Chargers	Sack Yards Lost	at Indianapolis	9/14	0
				vs. Cincinnati	9/29	
				vs. Dallas	10/26	
				vs. Green Bay	12/14	
8	11/2	at Houston	Total Punts	at Las Vegas	12/7	1
428	11/2	at Houston	Total Punt Yards	at Las Vegas	12/7	35
53.5	11/2	at Houston	Punt Gross Average Yards	at Las Vegas	12/7	35
48	11/16	vs. Kansas City	Punt Net Average Yards	at Kansas City	12/25	24
4	9/7	vs. Tennessee	Punt Returns	at Indianapolis	9/14	0
				vs. Green Bay	12/14	
101	11/16	vs. Kansas City	Punt Return Yards	vs. Las Vegas	11/6	-1



# TEAM HIGHS AND LOWS



48.0	12/7	at Las Vegas	<b>Punt Return Yards Average</b>	vs. Las Vegas	11/6	-1.0
6	12/14	vs. Green Bay	<b>Kickoff Returns</b>	vs. L.A. Chargers	1/4	0
178	12/14	vs. Green Bay	<b>Kickoff Return Yards</b>	vs. L.A. Chargers	1/4	0
12	10/5	at Philadelphia	<b>Total Penalties</b>	vs. L.A. Chargers	1/4	1
147	11/16	vs. Kansas City	<b>Penalty Yards</b>	vs. L.A. Chargers	1/4	5
2	9/7	vs. Tennessee	<b>Total Fumbles</b>	at Indianapolis	9/14	0
				at L.A. Chargers	9/21	
				vs. Cincinnati	9/29	
				at Philadelphia	10/5	
				vs. Dallas	10/26	
				vs. Las Vegas	11/6	
				at Las Vegas	12/7	
				at Kansas City	12/25	
				vs. L.A. Chargers	1/4	
2	9/7	vs. Tennessee	<b>Fumbles Lost</b>	at Indianapolis	9/14	0
				at L.A. Chargers	9/21	
				vs. Cincinnati	9/29	
				at Philadelphia	10/5	
				vs. N.Y. Giants	10/19	
				vs. Dallas	10/26	
				vs. Las Vegas	11/6	
				vs. Kansas City	11/16	
				at Washington	11/30	
				at Las Vegas	12/7	
				at Kansas City	12/25	
				vs. L.A. Chargers	1/4	
39:28	12/25	at Kansas City	<b>Time of Possession</b>	at L.A. Chargers	9/21	23:40
4	9/7	vs. Tennessee	<b>Turnovers</b>	at L.A. Chargers	9/21	0
				at Philadelphia	10/5	
				vs. N.Y. Giants	10/19	
				vs. Kansas City	11/16	
				at Las Vegas	12/7	
				vs. L.A. Chargers	1/4	
76,858	12/21	vs. Jacksonville	<b>Attendance</b>	at N.Y. Jets	10/12	61,155





# TEAM HIGHS AND LOWS



## 2025 REGULAR SEASON DENVER BRONCOS DEFENSIVE HIGHS AND LOWS (THROUGH WEEK 18)

HIGH	DATE	OPPONENT	CATEGORY	OPPONENT	DATE	LOW
34	12/21	vs. Jacksonville	Points	vs. Cincinnati	9/29	3
14	9/14	at Indianapolis	Points in a Quarter	vs. L.A. Chargers	1/4	0
				vs. Tennessee	9/7	
				vs. Cincinnati	9/29	
				at Philadelphia	10/5	
				at N.Y. Jets	10/12	
				at Houston	11/2	
				vs. Las Vegas	11/6	
				at Washington	11/30	
				at Las Vegas	12/7	
				at Kansas City	12/25	
20	9/14	at Indianapolis	Points in a Half	vs. L.A. Chargers	1/4	0
				vs. Cincinnati	9/29	
				vs. Las Vegas	11/6	
5	10/19	vs. N.Y. Giants	Total Touchdowns	vs. L.A. Chargers	1/4	0
				vs. Tennessee	9/7	
				vs. Cincinnati	9/29	
				at N.Y. Jets	10/12	
				at Houston	11/2	
				vs. L.A. Chargers	1/4	
85	11/30	at Washington	Total Plays	at Kansas City	12/25	42
473	9/14	at Indianapolis	Total Net Yards	at N.Y. Jets	10/12	82
30	11/30	at Washington	Total First Downs	vs. Tennessee	9/7	7
10	11/30	at Washington	First Downs Rushing	vs. Tennessee	9/7	2
				at Philadelphia	10/5	
				at Houston	11/2	
17	9/21	at L.A. Chargers	First Downs Passing	at N.Y. Jets	10/12	2
7	10/19	vs. N.Y. Giants	First Down Penalties	vs. Tennessee	9/7	0
				at N.Y. Jets	10/12	
				vs. Las Vegas	11/6	
				vs. L.A. Chargers	1/4	
53.3%	12/21	vs. Jacksonville	Third Down Efficiency	at N.Y. Jets	10/12	13.3%
7.1	9/14	at Indianapolis	Average Yards Per Play	at N.Y. Jets	10/12	1.4
167	9/14	at Indianapolis	Total Net Yards Rushing	at Las Vegas	12/7	40
33	11/30	at Washington	Rushing Attempts	at Philadelphia	10/5	11
5.8	12/14	vs. Green Bay	Rushing Average Yards	at Houston	11/2	2.8
2	10/19	vs. N.Y. Giants	Rushing Touchdowns	vs. Tennessee	9/7	0
				vs. Cincinnati	9/29	
				at Philadelphia	10/5	
				at N.Y. Jets	10/12	
				at Houston	11/2	
				at Las Vegas	12/7	
				at Kansas City	12/25	
				vs. L.A. Chargers	1/4	
306	9/14	at Indianapolis	Total Net Yards Passing	at N.Y. Jets	10/12	-10
50	11/30	at Washington	Passing Attempts	at N.Y. Jets	10/12	17
29	11/16	vs. Kansas City	Passing Completions	at N.Y. Jets	10/12	9
3	10/19	vs. N.Y. Giants	Passing Touchdowns	vs. Tennessee	9/7	0
				vs. Cincinnati	9/29	
				at N.Y. Jets	10/12	
				at Houston	11/2	
				vs. Las Vegas	11/6	
				vs. L.A. Chargers	1/4	
8.7	9/14	at Indianapolis	Passing Yards Average	at N.Y. Jets	10/12	-0.4
2	10/26	vs. Dallas	Passes Thrown for Interception	vs. Tennessee	9/7	0
				at Indianapolis	9/14	
				vs. Cincinnati	9/29	
				at Philadelphia	10/5	
				at N.Y. Jets	10/12	
				at Houston	11/2	
				at Las Vegas	12/7	
				vs. Jacksonville	12/21	
				at Kansas City	12/25	
9	10/12	at N.Y. Jets	Times Sacked	at Indianapolis	9/14	1
				at Kansas City	12/25	
9	10/12	at N.Y. Jets	QB Sacks	at Indianapolis	9/14	1
				at Kansas City	12/25	
55	10/12	at N.Y. Jets	Sack Yards Lost	at Kansas City	12/25	9
8	9/7	vs. Tennessee	Total Punts	at Indianapolis	9/14	0
420	11/2	at Houston	Total Punt Yards	at Indianapolis	9/14	0
59.5	11/16	vs. Kansas City	Punt Gross Average Yards	vs. Las Vegas	11/6	37.4
49.1	10/12	at N.Y. Jets	Punt Net Average Yards	at Indianapolis	9/14	0
4	10/12	at N.Y. Jets	Punt Returns	vs. Dallas	10/26	0
				at Las Vegas	12/7	
				vs. Green Bay	12/14	



# TEAM HIGHS AND LOWS



62	11/2	at Houston	<b>Punt Return Yards</b>	vs. Dallas at Washington at Las Vegas vs. Green Bay vs. Dallas	10/26 11/30 12/7 12/14 10/26	0
27.5	12/25	at Kansas City	<b>Punt Return Yards Average</b>	at Washington at Las Vegas vs. Green Bay	11/30 12/7 12/14	0.0
6	11/16	vs. Kansas City	<b>Kickoff Returns</b>	vs. Las Vegas	11/6	1
172	10/12	at N.Y. Jets	<b>Kickoff Return Yards</b>	vs. Las Vegas	11/6	28
13	9/7	vs. Tennessee	<b>Total Penalties</b>	at N.Y. Jets vs. Jacksonville at Kansas City	10/12 12/21 12/25	2
131	9/7	vs. Tennessee	<b>Penalty Yards</b>	at Kansas City	12/25	10
2	9/7	vs. Tennessee	<b>Total Fumbles</b>	at Indianapolis vs. Cincinnati at Philadelphia vs. N.Y. Giants at Houston vs. Kansas City at Las Vegas vs. Green Bay vs. Jacksonville	9/14 9/29 10/5 10/19 11/2 11/16 12/7 12/14 12/21	0
2	9/7	vs. Tennessee	<b>Fumbles Lost</b>	at Indianapolis vs. Cincinnati at Philadelphia at N.Y. Jets vs. N.Y. Giants vs. Dallas at Houston vs. Las Vegas vs. Kansas City at Washington at Las Vegas vs. Green Bay vs. Jacksonville at Kansas City	9/14 9/29 10/5 10/12 10/19 10/26 11/2 11/6 11/16 11/30 12/7 12/14 12/21 12/25	0
36:20	9/21	at L.A. Chargers	<b>Time of Possession</b>	at Kansas City	12/25	20:32
2	9/7	vs. Tennessee	<b>Turnovers</b>	at Indianapolis vs. Cincinnati at Philadelphia at N.Y. Jets at Houston at Las Vegas vs. Jacksonville at Kansas City	9/14 9/29 10/5 10/12 11/2 12/7 12/21 12/25	0
76,858	12/21	vs. Jacksonville	<b>Attendance</b>	at N.Y. Jets	10/12	61,155





# BIG YARDAGE GAMES



## 2025 REGULAR SEASON BIG YARDAGE GAMES

100-YARD PASS RECEIVERS							
DATE	OPPONENT	PLAYER	REC.	YDS.	AVG.	LG	TD
9/21	at Chargers	Courtland Sutton	6	118	19.7	52	1
12/14	vs. Packers	Courtland Sutton	7	113	16.1	42	1
100-YARD RUSHERS							
DATE	OPPONENT	PLAYER	ATT.	YDS.	AVG.	LG	TD
9/29	vs. Bengals	J.K. Dobbins	16	101	6.3	16	0
10/26	vs. Cowboys	J.K. Dobbins	15	111	7.4	25	0
300-YARD PASSERS							
DATE	OPPONENT	PLAYER	ATT.	YDS.	COMP.	LG	TD
9/29	vs. Bengals	Bo Nix	42	326	29	28	2
11/30	at Commanders	Bo Nix	45	321	29	41	1
12/14	vs. Packers	Bo Nix	34	302	23	42	4
12/21	vs. Jaguars	Bo Nix	47	352	28	48	1

## 2025 OPPONENTS BIG YARDAGE GAMES

100-YARD PASS RECEIVERS							
DATE	OPPONENT	PLAYER	REC.	YDS.	AVG.	LG	TD
10/5	at Eagles	DeVonta Smith	8	114	14.3	52	0
11/30	at Commanders	Zach Ertz	10	106	10.6	21	0
12/21	vs. Jaguars	Parker Washington	6	145	24.2	63	1
100-YARD RUSHERS							
DATE	OPPONENT	PLAYER	ATT.	YDS.	AVG.	LG	TD
9/14	at Colts	Jonathan Taylor	25	165	6.6	68	0
300-YARD PASSERS							
DATE	OPPONENT	PLAYER	ATT.	YDS.	COMP.	LG	TD
9/14	at Colts	Daniel Jones	34	316	23	44	1
9/21	at Chargers	Justin Herbert	47	300	28	37	1



# TEAM RECORD WHEN...



## BRONCOS 2025 REGULAR SEASON RECORD WHEN...

CATEGORY	2025 SEASON W-L	CATEGORY	2025 SEASON W-L
BRONCOS AT EMPOWER FIELD AT MILE HIGH	8-1	IN SEPTEMBER	2-2
BRONCOS ON THE ROAD	6-2	IN OCTOBER	4-0
BRONCOS ON GRASS	12-1	IN NOVEMBER	4-0
BRONCOS ON ARTIFICIAL TURF	2-2	IN DECEMBER	3-1
BRONCOS IN DOMES	0-0	IN JANUARY	1-0
BRONCOS IN RETRACTABLE ROOF STADIUMS	0-0		
BRONCOS OUTDOORS	1-0	ON SUNDAY NIGHT	1-0
BRONCOS INDOORS	0-0	ON THURSDAY NIGHT	2-0
EMPOWER FIELD AT MILE HIGH ROOF OPEN	1-0	ON MONDAY NIGHT	1-0
EMPOWER FIELD AT MILE HIGH ROOF CLOSED	0-0	ON SATURDAY	0-0
BRONCOS SCORE FIRST	6-0	DAY GAMES	10-3
OPPONENT SCORES FIRST	8-3	KICKOFF AT 12:00 MST	0-0
BRONCOS SCORE ON FIRST POSSESSION	6-1	KICKOFF AT 3:00/3:05/3:15/3:35 MST	0-0
BRONCOS SCORE 20 OR MORE POINTS	10-3	NIGHT GAMES	4-0
BRONCOS SCORE 19 OR LESS POINTS	4-0		
BRONCOS ALLOW 20 OR MORE	4-3	VS. AFC WEST OVERALL	5-1
BRONCOS ALLOW 19 OR LESS POINTS	10-0	VS. AFC WEST AT HOME	3-0
		VS. AFC WEST ON THE ROAD	2-1
BRONCOS LEAD AFTER 1ST QUARTER	7-1		
BRONCOS TRAIL AFTER 1ST QUARTER	4-2	VS. AFC	9-3
SCORE TIED AFTER 1ST QUARTER	3-0	VS. AFC EAST	1-0
BRONCOS LEAD AT HALFTIME	7-1	VS. AFC SOUTH	2-2
BRONCOS TRAIL AT HALFTIME	5-2	VS. AFC NORTH	1-0
SCORE TIED AT HALFTIME	2-0		
BRONCOS LEAD AFTER 3RD QUARTER	9-2	VS. NFC	5-0
BRONCOS TRAIL AFTER 3RD QUARTER	4-1	VS. NFC EAST	4-0
SCORE TIED AFTER 3RD QUARTER	1-0	VS. NFC SOUTH	0-0
GAME GOES TO OVERTIME	1-0	VS. NFC NORTH	1-0
		VS. NFC WEST	0-0
BRONCOS HAVE + TURNOVER RATIO	5-1		
BRONCOS HAVE - TURNOVER RATIO	6-2		
TURNOVER RATIO EVEN	3-0		
BRONCOS HAVE 30:00+TOP	10-0		
BRONCOS HAVE LESS THAN 30:00 TOP	4-3		
BRONCOS HAVE 100-YARD RUSHER	2-0		
BRONCOS HAVE 300 NET PASSING YARDS	3-1		
BRONCOS HAVE 1 100-YARD RECEIVER	1-1		
BRONCOS HAVE 2 100-YARD RECEIVERS	0-0		
BRONCOS WIN COIN TOSS	6-3		
BRONCOS LOSE COIN TOSS	8-0		





# INDIVIDUAL SINGLE-GAME HIGHS



## 2025 REGULAR SEASON BRONCOS INDIVIDUAL SINGLE-GAME HIGHS

Touchdowns	3	RJ Harvey	vs. Cowboys	10/26
Passes Attempted	50	Bo Nix	vs. Giants	10/19
Passes Completed	31	Bo Nix	at Raiders	12/07
Completion Percentage	81.6	Bo Nix	at Raiders	12/07
Passing Yards	352	Bo Nix	vs. Jaguars	12/21
Yards Per Attempt	8.9	Bo Nix	vs. Packers	12/14
Touchdown Passes	4	Bo Nix	vs. Packers	12/14
		Bo Nix	vs. Cowboys	10/26
Passer Rating	134.7	Bo Nix	vs. Packers	12/14
Pass Receptions	8	Courtland Sutton	at Eagles	10/05
		Troy Franklin	at Colts	09/14
Receiving Yards	118	Courtland Sutton	at Chargers	09/21
Touchdown Receptions	2	Troy Franklin	vs. Cowboys	10/26
Rushing Yards	111	J.K. Dobbins	vs. Cowboys	10/26
Rushing Attempts	20	J.K. Dobbins	at Eagles	10/05
Rushing Average	7.5	J.K. Dobbins	at Chargers	09/21
Rushing Touchdowns	2	RJ Harvey	at Commanders	11/30
		RJ Harvey	vs. Cowboys	10/26
		Bo Nix	vs. Giants	10/19
Yards From Scrimmage	121	RJ Harvey	vs. Jaguars	12/21
		J.K. Dobbins	vs. Cowboys	10/26
Combined Net Yards	174	Marvin Mims Jr.	at Chargers	09/21
Interceptions Made	1	Ja'Quan McMillian	vs. Chargers	01/04
		Riley Moss	vs. Packers	12/14
		Pat Surtain II	vs. Packers	12/14
		Dre Greenlaw	at Commanders	11/30
		Ja'Quan McMillian	vs. Chiefs	11/16
		Dondrea Tillman	vs. Raiders	11/06
		Jahdae Barron	vs. Cowboys	10/26
		Dondrea Tillman	vs. Cowboys	10/26
		Justin Strnad	vs. Giants	10/19
		Brandon Jones	at Chargers	09/21
Interceptions Thrown	2	Bo Nix	vs. Raiders	11/06
		Bo Nix	vs. Titans	09/07
INT Return Yards	45	Ja'Quan McMillian	vs. Chargers	01/04
Tackles	13	Alex Singleton	vs. Jaguars	12/21
		Talanoa Hufanga	at Commanders	11/30
Sacks	2.5	Nik Bonitto	at Eagles	10/05
Punts	8	Jeremy Crawshaw	at Texans	11/02
Punts Inside the 20	5	Jeremy Crawshaw	at Eagles	10/05
Punting Average	53.5	Jeremy Crawshaw	at Texans	11/02
Punt Returns	4	Michael Bandy	at Texans	11/02
		Marvin Mims Jr.	at Eagles	10/05
		Marvin Mims Jr.	vs. Titans	09/07
Punt Return Yards	101	Marvin Mims Jr.	vs. Chiefs	11/16
Kickoff Returns	4	Tyler Badie	vs. Packers	12/14
		Tyler Badie	vs. Giants	10/19
		Marvin Mims Jr.	at Jets	10/12
		RJ Harvey	at Eagles	10/05
		Marvin Mims Jr.	at Chargers	09/21
Kickoff Return Yards	114	Marvin Mims Jr.	at Chargers	09/21
Field Goals Attempted	5	Wil Lutz	vs. Chiefs	11/16
Field Goals Made	5	Wil Lutz	vs. Chiefs	11/16

## 2025 REGULAR SEASON DENVER BRONCOS LONGEST PLAYS

Run From Scrimmage	50	RJ Harvey	vs. Titans	09/07
Touchdown Run	40	RJ Harvey	vs. Cowboys	10/26
Passing Long	52	Bo Nix	at Chargers	09/21
Touchdown Pass Long	52	Bo Nix	at Chargers	09/21
Pass Reception	52	Courtland Sutton	at Chargers	09/21
Touchdown Reception	52	Courtland Sutton	at Chargers	09/21
Interception Return	45	Ja'Quan McMillian	vs. Chargers	01/04



# INDIVIDUAL SINGLE-GAME HIGHS



Longest INT Return for TD	45	Ja'Quan McMillian	vs. Chargers	01/04
Punt Return	70	Marvin Mims Jr.	vs. Chiefs	11/16
Kickoff Return	46	Marvin Mims Jr.	vs. Cowboys	10/26
Punt	76	Jeremy Crawshaw	at Texans	11/02
Field Goal	57	Wil Lutz	at Jets	10/12
Field Goal Attempt	59	Wil Lutz	vs. Raiders	11/06





# OPPONENTS INDIVIDUAL SINGLE-GAME HIGHS



## 2025 REGULAR SEASON OPPONENTS INDIVIDUAL SINGLE-GAME HIGHS

<b>Touchdowns</b>	2	Josh Jacobs	vs. Packers	12/14
		Javonte Williams	vs. Cowboys	10/26
<b>Passes Attempted</b>	50	Marcus Mariota	at Commanders	11/30
<b>Passes Completed</b>	29	Patrick Mahomes	vs. Chiefs	11/16
<b>Completion Percentage</b>	67.6	Daniel Jones	at Colts	09/14
<b>Passing Yards</b>	316	Daniel Jones	at Colts	09/14
<b>Yards Per Attempt</b>	9.3	Daniel Jones	at Colts	09/14
<b>Touchdown Passes</b>	3	Trevor Lawrence	vs. Jaguars	12/21
		Jaxson Dart	vs. Giants	10/19
<b>Passer Rating</b>	156.2	Joe Milton	vs. Cowboys	10/26
<b>Pass Receptions</b>	10	Zach Ertz	at Commanders	11/30
<b>Receiving Yards</b>	145	Parker Washington	vs. Jaguars	12/21
<b>Touchdown Receptions</b>	1	Brashard Smith	at Chiefs	12/25
		Travis Etienne Jr.	vs. Jaguars	12/21
		Brenton Strange	vs. Jaguars	12/21
		Parker Washington	vs. Jaguars	12/21
		Josh Jacobs	vs. Packers	12/14
		Brock Bowers	at Raiders	12/07
		Shedrick Jackson	at Raiders	12/07
		Treyton Burks	at Commanders	11/30
		Terry McLaurin	at Commanders	11/30
		Travis Kelce	vs. Chiefs	11/16
		Jalen Tolbert	vs. Cowboys	10/26
		Daniel Bellinger	vs. Giants	10/19
		Theo Johnson	vs. Giants	10/19
		Cam Skattebo	vs. Giants	10/19
		Saquon Barkley	at Eagles	10/05
		Dallas Goedert	at Eagles	10/05
		Keenan Allen	at Chargers	09/21
		Jonathan Taylor	at Colts	09/14
<b>Rushing Yards</b>	165	Jonathan Taylor	at Colts	09/14
<b>Rushing Attempts</b>	25	Jonathan Taylor	at Colts	09/14
<b>Rushing Average</b>	7.7	Trey Lance	vs. Chargers	01/04
<b>Rushing Touchdowns</b>	2	Javonte Williams	vs. Cowboys	10/26
<b>Yards From Scrimmage</b>	215	Jonathan Taylor	at Colts	09/14
<b>Combined Net Yards</b>	215	Jonathan Taylor	at Colts	09/14
<b>Interceptions Made</b>	2	Kyu Blu Kelly	vs. Raiders	11/06
<b>Interceptions Thrown</b>	2	Jordan Love	vs. Packers	12/14
		Dak Prescott	vs. Cowboys	10/26
<b>INT Return Yards</b>	26	Kyu Blu Kelly	vs. Raiders	11/06
<b>Tackles</b>	19	Devin White	at Raiders	12/07
<b>Sacks</b>	2.0	Justin Eboigbe	vs. Chargers	01/04
		Brian Burns	vs. Giants	10/19
<b>Punts</b>	8	Tommy Townsend	at Texans	11/02
		Ryan Rehkow	vs. Bengals	09/29
		Johnny Hekker	vs. Titans	09/07
<b>Punts Inside the 20</b>	4	JK Scott	vs. Chargers	01/04
		Logan Cooke	vs. Jaguars	12/21
<b>Punting Average</b>	59.5	Matt Araiza	vs. Chiefs	11/16
<b>Punt Returns</b>	4	Jaylin Noel	at Texans	11/02
		Isaiah Williams	at Jets	10/12
<b>Punt Return Yards</b>	62	Jaylin Noel	at Texans	11/02
<b>Kickoff Returns</b>	4	Emanuel Wilson	vs. Packers	12/14
		Deebo Samuel Sr.	at Commanders	11/30
		Chimere Dike	vs. Titans	09/07
<b>Kickoff Return Yards</b>	144	Chimere Dike	vs. Titans	09/07
<b>Field Goals Attempted</b>	6	Ka'imi Fairbairn	at Texans	11/02
<b>Field Goals Made</b>	5	Ka'imi Fairbairn	at Texans	11/02
		Spencer Shrader	at Colts	09/14

## 2025 REGULAR SEASON OPPONENTS LONGEST PLAYS

<b>Run From Scrimmage</b>	68	Jonathan Taylor	at Colts	09/14
<b>Touchdown Run</b>	40	Josh Jacobs	vs. Packers	12/14
<b>Passing Long</b>	63	Trevor Lawrence	vs. Jaguars	12/21
<b>Touchdown Pass Long</b>	47	Jalen Hurts	at Eagles	10/05
<b>Pass Reception</b>	63	Parker Washington	vs. Jaguars	12/21
<b>Touchdown Reception</b>	47	Saquon Barkley	at Eagles	10/05
<b>Interception Return</b>	26	Kyu Blu Kelly	vs. Raiders	11/06
<b>Longest Own Fumble Return</b>	7	Breece Hall	at Jets	10/12



# OPPONENTS INDIVIDUAL SINGLE-GAME HIGHS



Punt Return	45	Jaylin Noel	at Texans	11/02
Kickoff Return	72	Kene Nwangwu	at Jets	10/12
Punt	73	Tommy Townsend	at Texans	11/02
Field Goal	53	Harrison Butker	at Chiefs	12/25
		Brandon McManus	vs. Packers	12/14
Field Goal Attempt	53	Harrison Butker	at Chiefs	12/25
		Brandon McManus	vs. Packers	12/14





# THE LAST TIME



## BY BRONCOS

## BY OPPONENT

### PASSING

* Never Has Happened *	500 YARDS PASSING	506 yards, Tony Romo @ Dallas, 10/06/13
47 att., Bo Nix vs. Jacksonville, 12/21/25	40+ PASS ATTEMPTS	44 att., Trey Lance vs. L.A. Chargers, 01/04/26
50 att., Bo Nix vs. N.Y. Giants, 10/19/25	50+ PASS ATTEMPTS	50 att., Marcus Mariota @ Washington, 11/30/25
438 yards, Peyton Manning @ New England, 11/02/14	400 YARDS PASSING	412 yards, Joe Burrow @ Cincinnati, 12/28/24
352 yards, Bo Nix vs. Jacksonville, 12/21/25	300 YARDS PASSING	300 yards, Justin Herbert @ L.A. Chargers, 09/21/25
* Never Has Happened *	SIX TOUCHDOWN PASSES	* Never Has Happened *
7 tds, Peyton Manning: (24, 23, 28, 5, 2, 26, 78) vs. Baltimore, 09/05/13	SEVEN TOUCHDOWN PASSES	* Never Has Happened *
5 tds, Peyton Manning @ Oakland, 11/09/14	FIVE+ TOUCHDOWN PASSES	5 tds, Jared Goff @ Detroit, 12/16/23
5 tds, Peyton Manning: (51, 32, 10, 32, 15) @ Oakland, 11/09/14	FIVE TOUCHDOWN PASSES	5 tds, Jared Goff: (19, 9, 15, 3, 10) @ Detroit, 12/16/23
4 tds, Bo Nix: (20, 5, 14, 23) vs. Green Bay, 12/14/25	FOUR TOUCHDOWN PASSES	4 tds, Jameis Winston: (8, 4, 70, 5) vs. Cleveland, 12/02/24
3 tds, Bo Nix: (23, 3, 2) @ Indianapolis, 09/14/25	THREE TOUCHDOWN PASSES	3 tds, Trevor Lawrence: (12, 3, 10) vs. Jacksonville, 12/21/25
4 int, Deltha O'Neal vs. Kansas City, 10/07/01	FOUR OR MORE INTERCEPTION GAME	* Never Has Happened *
* Never Has Happened *	THREE INTERCEPTION GAME	* Never Has Happened *
2 ints, Pat Surtain II vs. Las Vegas, 10/06/24	TWO INTERCEPTION GAME	2 ints, Kyu Blu Kelly vs. Las Vegas, 11/06/25
* Never Has Happened *	SEVEN+ INTERCEPTIONS THROWN	* Never Has Happened *
* Never Has Happened *	SIX INTERCEPTIONS THROWN	* Never Has Happened *
* Never Has Happened *	FIVE INTERCEPTIONS THROWN	* Never Has Happened *
4 ints, Drew Lock @ Las Vegas, 11/15/20	FOUR INTERCEPTIONS THROWN	4 ints, Eli Manning @ N.Y. Giants, 09/15/13
3 ints, Bo Nix vs. Indianapolis, 12/15/24	THREE INTERCEPTIONS THROWN	3 ints, Jameis Winston vs. Cleveland, 12/02/24
2 ints, Bo Nix vs. Las Vegas, 11/06/25	TWO INTERCEPTIONS THROWN	2 ints, Jordan Love vs. Green Bay, 12/14/25
Bo Nix vs. Green Bay, 12/14/25	100-POINT PASSER RATING	Trevor Lawrence vs. Jacksonville, 12/21/25

### RUSHING

* Never Has Happened *	300 YARDS RUSHING	* Never Has Happened *
224 yards, Knowshon Moreno @ New England, 11/24/13	200+ YARDS RUSHING	203 yards, De'Von Achane @ Miami, 09/24/23
224 yards, Knowshon Moreno @ New England, 11/24/13	200 YARDS RUSHING	203 yards, De'Von Achane @ Miami, 09/24/23
157 yards, Phillip Lindsay @ Cincinnati, 12/02/18	150-199 YARDS RUSHING	165 yards, Jonathan Taylor @ Indianapolis, 09/14/25
111 yards, J.K. Dobbins vs. Dallas, 10/26/25	100 YARDS RUSHING	165 yards, Jonathan Taylor @ Indianapolis, 09/14/25
111 yards, J.K. Dobbins vs. Dallas, 10/26/25	100-149 YARDS RUSHING	107 yards, Jonathan Taylor vs. Indianapolis, 12/15/24
163 yards/118 yards, Willis McGahee/Tim Tebow @ Oakland, 11/06/11	TWO 100-YARD RUSHERS	* Never Has Happened *
5 tds, Clinton Portis: (11, 1, 59, 28, 53) vs. Kansas City, 12/07/03	FIVE TOUCHDOWNS RUSHING	* Never Has Happened *
5 tds, Clinton Portis: (11, 1, 59, 28, 53) vs. Kansas City, 12/07/03	FOUR TOUCHDOWNS RUSHING	* Never Has Happened *
3 tds, C.J. Anderson: (11, 1, 25) vs. Oakland, 12/28/14	THREE TOUCHDOWNS RUSHING	3 tds, Raheem Mostert: (20, 3, 1) @ Miami, 09/24/23
2 tds, RJ Harvey: (1, 5) @ Washington, 11/30/25	TWO TOUCHDOWNS RUSHING	2 tds, Javonte Williams: (1, 1) vs. Dallas, 10/26/25
* Never Has Happened *	TWO PLAYERS WITH TWO TD RUSHING	Latavius Murray: (36, 8)/Taysom Hill: (1, 2) vs. New Orleans, 11/29/20
Derek Loville: (2)/Bubby Brister: (38)/Terrell Davis: (41) @ Kansas City, 11/16/98	THREE PLAYERS WITH ONE TD RUSHING	Stevan Ridley: (8)/Tom Brady: (1)/Shane Vereen: (1) @ New England, 10/07/12
157 yards, Phillip Lindsay @ Cincinnati, 12/02/18	150 YARDS RUSHING	165 yards, Jonathan Taylor @ Indianapolis, 09/14/25
30 att., C.J. Anderson @ Indianapolis, 12/14/17	30+ RUSHING ATTEMPTS	31 att., Derrick Henry vs. Tennessee, 09/14/20
50 yards, RJ Harvey vs. Jacksonville, 12/21/25	50-74 YARD RUSHING	69 yards, Trey Lance vs. L.A. Chargers, 01/04/26
75 yards, RJ Harvey @ Las Vegas, 12/07/25	75+ YARD RUSHING	165 yards, Jonathan Taylor @ Indianapolis, 09/14/25
30 att., C.J. Anderson @ Indianapolis, 12/14/17	30-39 RUSHING ATTEMPTS	31 att., Derrick Henry vs. Tennessee, 09/14/20
* Never Has Happened *	40+ RUSHING ATTEMPTS	* Never Has Happened *
* Never Has Happened *	400 YARDS RUSHING (TEAM)	* Never Has Happened *
301 yards, Denver 38, Seattle 31 @ Seattle, 11/26/00	300 YARDS RUSHING (TEAM)	350 yards, Miami 70, Denver 20 @ Miami, 09/24/23



# THE LAST TIME



225 yards, Denver 33, New Orleans 10 @ New Orleans, 10/17/24	200 YARDS RUSHING (TEAM)	234 yards, N.Y. Jets 31, Denver 21 vs. N.Y. Jets, 10/08/23
225 yards, Denver 33, New Orleans 10 @ New Orleans, 10/17/24	200-299 YARDS RUSHING (TEAM)	234 yards, N.Y. Jets 31, Denver 21 vs. N.Y. Jets, 10/08/23
225 yards, Denver 33, New Orleans 10 @ New Orleans, 10/17/24	200+ YARDS RUSHING (TEAM)	234 yards, N.Y. Jets 31, Denver 21 vs. N.Y. Jets, 10/08/23
301 yards, Denver 38, Seattle 31 @ Seattle, 11/26/00	300+ YARDS RUSHING (TEAM)	350 yards, Miami 70, Denver 20 @ Miami, 09/24/23
RECEIVING		
105 yards/102 yards, Marvin Mims Jr./Courtland Sutton vs. Cleveland, 12/02/24	TWO 100-YARD RECEIVERS	131 yards/102 yards, Tee Higgins/Ja'Marr Chase @ Cincinnati, 12/28/24
226 yards, Demaryius Thomas vs. Arizona, 10/05/14	200 YARDS RECEIVING	235 yards, Jerry Jeudy vs. Cleveland, 12/02/24
113 yards, Courtland Sutton vs. Green Bay, 12/14/25	100 YARDS RECEIVING	145 yards, Parker Washington vs. Jacksonville, 12/21/25
4 tds, Eric Decker: (41, 37, 15, 1) @ Kansas City, 12/01/13	FOUR TOUCHDOWN RECEPTIONS	* Never Has Happened *
* Never Has Happened *	FIVE TOUCHDOWN RECEPTIONS	* Never Has Happened *
3 tds, Jerry Jeudy: (18, 5, 7) vs. Kansas City, 12/11/22	THREE TOUCHDOWN RECEPTIONS	3 tds, Tee Higgins: (2, 12, 3) @ Cincinnati, 12/28/24
2 tds, Troy Franklin: (25, 7) vs. Dallas, 10/26/25	TWO TOUCHDOWN RECEPTIONS	2 tds, David Njoku: (8, 4) vs. Cleveland, 12/02/24
Julius Thomas: (10, 32)/Emmanuel Sanders: (32, 15) @ Oakland, 11/09/14	TWO PLAYERS WITH TWO TD RECEPTIONS	* Never Has Happened *
154 yards, Jerry Jeudy vs. L.A. Chargers, 01/08/23	150 YARDS RECEIVING	235 yards, Jerry Jeudy vs. Cleveland, 12/02/24
11 , Javonte Williams @ Seattle, 09/12/22	10 OR MORE RECEPTIONS	10 , Zach Ertz @ Washington, 11/30/25
113 yards, Courtland Sutton vs. Green Bay, 12/14/25	100-149 YARDS RECEIVING	145 yards, Parker Washington vs. Jacksonville, 12/21/25
154 yards, Jerry Jeudy vs. L.A. Chargers, 01/08/23	150-199 YARDS RECEIVING	191 yards, Nico Collins @ Houston, 12/03/23
226 yards, Demaryius Thomas vs. Arizona, 10/05/14	200-299 YARDS RECEIVING	235 yards, Jerry Jeudy vs. Cleveland, 12/02/24
* Never Has Happened *	300+ YARDS RECEIVING	* Never Has Happened *
COMBINED YARDS		
101 yards/326 yards, J.K. Dobbins/Bo Nix vs. Cincinnati, 09/29/25	100-YARD RUSHER AND 300-YARD PASSER	165 yards/316 yards, Jonathan Taylor/Daniel Jones @ Indianapolis, 09/14/25
113 yards/302 yards, Courtland Sutton/Bo Nix vs. Green Bay, 12/14/25	100-YARD RECEIVER AND 300-YARD PASSER	131/102 yards/412 yards, Tee Higgins/Ja'Marr Chase/Joe Burrow @ Cincinnati, 12/28/24
103 yards/154 yards, Latavius Murray/Jerry Jeudy vs. L.A. Chargers, 01/08/23	100-YARD RUSHER AND 100-YARD RECEIVER	106 yards/127 yards, Derrick Henry/Zay Flowers @ Baltimore, 11/03/24
101 yards/340 yards/168 yards, C.J. Anderson/Peyton Manning Demaryius Thomas vs. Green Bay, 11/01/15	100-YARD RUSHER, 300-YARD PASSER, 100-YARD RECEIVER	100 yards/335 yards/131 yards, Khalil Herbert/Justin Fields DJ Moore @ Chicago, 10/01/23
111 yards/111/109 yards, Ronnie Hillman/Demaryius Thomas/Emmanuel Sanders @ Cleveland, 10/18/15	100-YARD RUSHER/TWO 100-YARD RECEIVERS	104 yards/141/107 yards, Ryan Grant/Greg Jennings/James Jones vs. Green Bay, 10/29/07
126/100 yards/334 yards, Demaryius Thomas/Emmanuel Sanders/Trevor Siemian @ Tennessee, 12/11/16	TWO 100-YARD RECEIVERS/300-YARD PASSER	131/102 yards/412 yards, Tee Higgins/Ja'Marr Chase/Joe Burrow @ Cincinnati, 12/28/24
DEFENSE		
45 yards, Ja'Quan McMillian: (3:50) (Shotgun) 5-T.Lance pass short middle intended for 84-K.Lambert-Smith INTERCEPTED by 29-J.McMillian at LAC 45. 29-J.McMillian for 45 yards, TOUCHDOWN. vs. L.A. Chargers, 01/04/26	INTERCEPTED PASS RETURNED FOR A TOUCHDOWN	85 yards, Cobie Durant: (4:21) (No Huddle, Shotgun) 4-B.Rypien pass short right intended for 86-F.Swain INTERCEPTED by 14-D.Durant at LA 15. 14-D.Durant for 85 yards, TOUCHDOWN. @ L.A. Rams, 12/25/22
50 yards, Nik Bonitto: (12:39) (Shotgun) 10-A.Mitchell to 50 for -10 yards (15-N.Bonitto). FUMBLES (15-N.Bonitto), RECOVERED by DEN-15-N.Bonitto at 50. 15-N.Bonitto for 50 yards, TOUCHDOWN. PENALTY on DEN-15-N.Bonitto, Unsportsmanlike Conduct, 15 yards, enforced between downs. vs. Indianapolis, 12/15/24	FUMBLE RETURNED FOR A TOUCHDOWN	1 yards, Cody Davis: 37-C.Ryland kicks 66 yards from NE 35 to DEN -1. 19-M.Mims MUFFS catch, and recovers at DEN 4. 19-M.Mims to DEN 9 for 5 yards (30-M.Mapu). FUMBLES (30-M.Mapu), RECOVERED by NE-22-C.Davis at DEN 1. 22-C.Davis for 1 yard, TOUCHDOWN. vs. New England, 12/24/23
(11:28) (Shotgun) 7-G.Smith pass incomplete short left to 14-D.Metcalf (6-P.Locke). PENALTY on SEA-75-A.Bradford, Offensive Holding, 1 yard, enforced in End Zone, SAFETY - No Play. @ Seattle, 09/08/24	SAFETY SCORED	(5:02) (Shotgun) 63-A.Palczewski reported in as eligible. 10-B.Nix pass incomplete deep right to 11-T.Franklin. PENALTY on DEN-77-Q.Meinerz, Offensive Holding, 3 yards, enforced in End Zone, SAFETY - No Play. Penalty on DEN-11-T.Franklin, Offensive Pass Interference, declined. @ N.Y. Jets, 10/12/25
Denver 38, Kansas City 0 vs. Kansas City, 01/05/25	SHUTOUT	L.A. Chargers 21, Denver 0 @ L.A. Chargers, 10/22/17
* Never Has Happened *	FIVE+ SACK GAME	5.0 sk, Khalil Mack vs. Oakland, 12/13/15
* Never Has Happened *	SIX+ SACK GAME	* Never Has Happened *
* Never Has Happened *	FIVE SACK GAME	5.0 sk, Khalil Mack vs. Oakland, 12/13/15





# THE LAST TIME



4.0 sk, Elvis Dumervil vs. Cleveland, 09/20/09	FOUR SACK GAME	* Never Has Happened *
3.5 sk, Zach Allen @ Cincinnati, 12/28/24	THREE SACK GAME	3.0 sk, Christian Barmore vs. New England, 12/24/23
2.0 sk, John Franklin-Myers vs. Jacksonville, 12/21/25	TWO SACK GAME	2.0 sk, Justin Eboigbe vs. L.A. Chargers, 01/04/26
Denard Walker/Deltha O'Neal vs. New England, 10/28/01	TWO INTERCEPTIONS BY TEAMMATES	Marcus Coleman: (7, 0)/Victor Green: (15, 21) vs. N.Y. Jets, 10/03/99
2 fr, Elvis Dumervil vs. Minnesota, 12/30/07	TWO OPPONENT FUMBLE RECOVERIES	2 fr, Shy Tuttle vs. Carolina, 10/27/24
71t yards, Nik Bonitto vs. Cleveland, 12/02/24	70+ YARD INTERCEPTION RETURN	85t yards, Cobie Durant @ L.A. Rams, 12/25/22
2 ints, Pat Surtain II vs. Las Vegas, 10/06/24	TWO INTERCEPTIONS	2 ints, Kyu Blu Kelly vs. Las Vegas, 11/06/25
* Never Has Happened *	THREE INTERCEPTIONS	* Never Has Happened *
4 ints, Deltha O'Neal vs. Kansas City, 10/07/01	FOUR INTERCEPTIONS	* Never Has Happened *
18 yards, Las Vegas 17, Denver 13 @ Las Vegas, 12/26/21	LESS THAN 25 RUSHING YARDS	24 yards, Denver 16, Las Vegas 10 vs. Oakland, 10/01/17
48 yards, Las Vegas 27, Denver 14 @ Las Vegas, 01/07/24	LESS THAN 50 RUSHING YARDS	40 yards, Denver 24, Las Vegas 17 @ Las Vegas, 12/07/25
82 yards, Denver 20, Kansas City 13 @ Kansas City, 12/25/25	LESS THAN 100 RUSHING YARDS	89 yards, Denver 34, Green Bay 26 vs. Green Bay, 12/14/25
12 yards, New Orleans 31, Denver 3 vs. New Orleans, 11/29/20	LESS THAN 50 NET PASSING YARDS	-10 yards, Denver 13, N.Y. Jets 11 @ N.Y. Jets, 10/12/25
60 yards, Denver 10, N.Y. Jets 9 @ N.Y. Jets, 09/29/24	LESS THAN 100 NET PASSING YARDS	57 yards, Denver 20, Kansas City 13 @ Kansas City, 12/25/25
124 yards, Denver 19, L.A. Chargers 3 vs. L.A. Chargers, 01/04/26	LESS THAN 150 NET PASSING YARDS	104 yards, Denver 19, L.A. Chargers 3 vs. L.A. Chargers, 01/04/26
139 yards, Denver 20, Kansas City 13 @ Kansas City, 12/25/25	LESS THAN 150 YARDS NET OFFENSE	112 yards, New Orleans 31, Denver 3 vs. New Orleans, 11/29/20
139 yards, Denver 20, Kansas City 13 @ Kansas City, 12/25/25	LESS THAN 200 YARDS NET OFFENSE	193 yards, Denver 31, Indianapolis 13 vs. Indianapolis, 12/15/24
217 yards, Denver 19, L.A. Chargers 3 vs. L.A. Chargers, 01/04/26	LESS THAN 300 YARDS NET OFFENSE	240 yards, Denver 19, L.A. Chargers 3 vs. L.A. Chargers, 01/04/26
4 to, Denver 20, Tennessee 12 vs. Tennessee, 09/07/25	FORCED FOUR TURNOVERS	4 to, Denver 24, Buffalo 22 @ Buffalo, 11/13/23
5 to, Las Vegas 37, Denver 12 @ Las Vegas, 11/15/20	FORCED FIVE+ TURNOVERS	5 to, Denver 31, Indianapolis 13 vs. Indianapolis, 12/15/24
1 to, Denver 20, Kansas City 13 @ Kansas City, 12/25/25	AT LEAST ONE TURNOVER	2 to, Denver 19, L.A. Chargers 3 vs. L.A. Chargers, 01/04/26
5 to, Denver 31, Indianapolis 13 vs. Indianapolis, 12/15/24	FORCED THREE+ TURNOVERS	4 to, Denver 20, Tennessee 12 vs. Tennessee, 09/07/25
2 to, Denver 19, L.A. Chargers 3 vs. L.A. Chargers, 01/04/26	FORCED TWO+ TURNOVERS	2 to, Jacksonville 34, Denver 20 vs. Jacksonville, 12/21/25
SPECIAL TEAMS		
99 yards, Marvin Mims Jr.: 7-J.Sanders kicks 64 yards from MIA 35 to DEN 1. 19-M.Mims for 99 yards, TOUCHDOWN. @ Miami, 09/24/23	KICKOFF RETURNED FOR A TOUCHDOWN	101 yards, Andre Roberts: 8-B.McManus kicks 66 yards from DEN 35 to LAC -1. 7-A.Roberts for 101 yards, TOUCHDOWN. @ L.A. Chargers, 01/02/22
48 yards, Marvin Mims Jr.: (6:44) 6-A.Cole punts 42 yards to LV 48, Center-50-J.Bobenmoyer. 19-M.Mims for 48 yards, TOUCHDOWN. @ Las Vegas, 12/07/25	PUNT RETURNED FOR A TOUCHDOWN	64 yards, Jamal Agnew: (11:10) 6-C.Wadman punts 49 yards to DET 36, Center-42-C.Kreiter. 39-J.Agnew for 64 yards, TOUCHDOWN. vs. Detroit, 12/22/19
* Never Has Happened *	BLOCKED FIELD GOAL RETURNED FOR A TOUCHDOWN	* Never Has Happened *
Steven Johnson: (14:04) 8-D.Jones punt is BLOCKED by 53-S.Johnson, Center-46-J.Dorenbos, RECOVERED by DEN-53-S.Johnson at PHI 17. 53-S.Johnson for 17 yards, TOUCHDOWN. vs. Philadelphia, 09/29/13	BLOCKED PUNT RETURNED FOR A TOUCHDOWN	Randy Jordan: (9:23) 16-T.Rouen punt is BLOCKED by 28-R.Jordan, Center-59-G.Cadrez, RECOVERED by OAK-28-R.Jordan at DEN 3. 28-R.Jordan for 3 yards, TOUCHDOWN. @ Oakland, 09/17/00
54 yards, Wil Lutz: (9:14) 3-W.Lutz 54 yard field goal is GOOD, Center-48-M.Fraboni, Holder-16-J.Crawshaw. vs. Jacksonville, 12/21/25	MADE FIELD GOAL OF 50 YARDS OR LONGER	53 yards, Harrison Butker: (11:47) 7-H.Butker 53 yard field goal is GOOD, Center-41-J.Winchester, Holder-14-M.Araiza. @ Kansas City, 12/25/25
51 yards, Wil Lutz: (4:34) 3-W.Lutz 51 yard field goal is BLOCKED (96-D.Autry), Center-48-M.Fraboni, Holder-16-J.Crawshaw. @ Houston, 11/02/25	BLOCKED FIELD GOAL	50 yards, Cameron Dicker: (6:23) 11-C.Dicker 50 yard field goal is BLOCKED (99-Z.Allen), Center-47-J.Harris, Holder-16-J.Scott. vs. L.A. Chargers, 12/31/23
Sam Martin: (10:51) 6-S.Martin punt is BLOCKED by 79-P.O'Connor, Center-46-J.Bobenmoyer, RECOVERED by TB-79-P.O'Connor at DEN 14. 79-P.O'Connor to DEN 10 for 4 yards (46-J.Bobenmoyer).Penalty on DEN-53-A.Calistro, Offensive Holding, declined. vs. Tampa Bay, 09/27/20	BLOCKED PUNT	AJ Cole: (1:37) 6-A.Cole punt is BLOCKED by 34-J.Skinner, Center-50-J.Bobenmoyer, RECOVERED by DEN-28-T.Badie at LV 12. 28-T.Badie pushed ob at LV 12 for no gain (87-M.Mayer). vs. Las Vegas, 11/06/25
Wil Lutz: 16-W.Lutz extra point is No Good, Hit Left Upright, Center-48-M.Fraboni, Holder-9-R.Dixon. @ Buffalo, 11/13/23	MISSED POINT AFTER TOUCHDOWN ATTEMPT	Jude McAtamney/Jude McAtamney: 99-J.McAtamney extra point is No Good, Wide Right, Center-59-C.Kreiter, Holder-12-J.Gillan.99-J.McAtamney extra point is No Good, Wide Left, Center-59-C.Kreiter, Holder-12-J.Gillan. vs. N.Y. Giants, 10/19/25



# THE LAST TIME



Harrison Butker [Frank Crum blocked]: 7-H.Butker extra point is Blocked (73-F.Crum). Center-41-J.Winchester, Holder-14-M.Araiza. vs. Kansas City, 11/16/25	POINT AFTER TOUCHDOWN ATTEMPT BLOCKED	Brandon McManus [Margus Hunt blocked]: 8-B.McManus extra point is Blocked (99-M.Hunt). Center-42-C.Kreiter, Holder-9-R.Dixon. @ Cincinnati, 09/25/16
P.J. Locke: (Onside Kick formation) 8-B.McManus kicks onside 8 yards from DEN 35 to DEN 43, impetus ends at DEN 44. RECOVERED by DEN-6-P.Locke. @ Carolina, 11/27/22	SUCCESSFUL ONSIDE KICK	A.J. Moore Jr.: 7-K.Fairbairn kicks onside 3 yards from HST 35 to HST 38. RECOVERED by HST-33-A.Moore. @ Houston, 12/08/19
5 fg, Wil Lutz: (29, 24, 38, 54, 35) vs. Kansas City, 11/16/25	FIVE FIELD GOALS	5 fg, Ka'imi Fairbairn: (23, 41, 38, 40, 41) @ Houston, 11/02/25
6 fg, Brandon McManus: (45, 44, 27, 52, 20, 54) @ New England, 10/18/20	SIX FIELD GOALS	6 fg, Jeff Wilkins: (26, 38, 29, 51, 48, 24) @ St. Louis, 09/10/06
54 yards, Wil Lutz: (10:47) 3-W.Lutz 21 yard field goal is GOOD, Center-48-M.Fraboni, Holder-16-J.Crawshaw. vs. Jacksonville, 12/21/25	50-59 YARD FIELD GOAL	53 yards, Harrison Butker: (8:08) 7-H.Butker 47 yard field goal is GOOD, Center-41-J.Winchester, Holder-14-M.Araiza. @ Kansas City, 12/25/25
4 fg, Wil Lutz: (24, 26, 41, 23) vs. L.A. Chargers, 01/04/26	FOUR FIELD GOALS	4 fg, Brandon McManus: (53, 26, 35, 37) vs. Green Bay, 12/14/25
61 yards, Brandon McManus: (14:56) 8-B.McManus 23 yard field goal is GOOD, Center-46-J.Bobenmoyer, Holder-6-S.Martin. @ L.A. Chargers, 01/02/22	60+ YARD FIELD GOAL	60 yards, Harrison Butker: (2:00) 7-H.Butker 52 yard field goal is GOOD, Center-41-J.Winchester, Holder-5-T.Townsend. @ Kansas City, 10/12/23
3 fg, Wil Lutz: (35, 30, 45) @ Seattle, 09/08/24	THREE FIELD GOALS	3 fg, Nick Folk: (52, 41, 38) @ N.Y. Jets, 10/12/25
61 yards, Marvin Mims Jr. vs. Indianapolis, 12/15/24	50-69 YARD PUNT RETURN	64t yards, Jamal Agnew vs. Detroit, 12/22/19
70 yards, Marvin Mims Jr. vs. Kansas City, 11/16/25	70-89 YARD PUNT RETURN	84t yards, Julian Edelman @ New England, 11/02/14
61 yds, Jeremy Crawshaw vs. N.Y. Giants, 10/19/25	60-69 YARD PUNT	62 yds, Matt Araiza @ Kansas City, 12/25/25
90t yards, Eric Decker vs. Oakland, 09/12/11	90+ YARD PUNT RETURN	99t yards, Dwayne Harris @ Oakland, 12/24/18
76 yds, Jeremy Crawshaw @ Houston, 11/02/25	70+ YARD PUNT	73 yds, Tommy Townsend @ Houston, 11/02/25
60 yards, Dontae Spencer @ Green Bay, 09/22/19	50-69 YARD KICKOFF RETURN	59 yards, Dylan Laube @ Las Vegas, 11/24/24
10 punts, Corliss Waitman vs. San Francisco, 09/25/22	PUNTED 10+ TIMES	10 punts, Marquette King vs. Oakland, 12/13/15
76 yards, Omar Bolden vs. Oakland, 12/28/14	70-89 YARD KICKOFF RETURN	72 yards, Kene Nwangwu @ N.Y. Jets, 10/12/25
99t yards, Marvin Mims Jr. @ Miami, 09/24/23	90+ YARD KICKOFF RETURN	101t yards, Andre Roberts @ L.A. Chargers, 01/02/22
TEAM/MISCELLANEOUS		
445 yards, Denver 445, Jacksonville 346 vs. Jacksonville, 12/21/25	400 TOTAL YARDS OF OFFENSE	419 yards, Washington 419, Denver 402 @ Washington, 11/30/25
512 yards, Denver 512, Cincinnati 159 vs. Cincinnati, 09/29/25	500 TOTAL YARDS OF OFFENSE	552 yards, Cleveland 552, Denver 400 vs. Cleveland, 12/02/24
* Never Has Happened *	600 TOTAL YARDS OF OFFENSE	726 yards, Miami 726, Denver 363 @ Miami, 09/24/23
ST: (10:12) C.Newton pass short left intended for B.LaFell INTERCEPTED by T.Carter at CAR 40. T.Carter for 40 yards, TOUCHDOWN.DEF: (1:39) (Shotgun) P.Manning pass short right to B.Stokley for 10 yards, TOUCHDOWN.DEF: (3:30) R.Hillman left end for 5 yards, TOUCHDOWN.OFF: (15:00) B.Nortman punts 59 yards to DEN 24, Center-J.Jansen. T.Holliday for 76 yards, TOUCHDOWN. @ Carolina, 11/11/12	TOUCHDOWN ON OFFENSE, DEFENSE AND SPECIAL TEAMS	ST: (9:15) (Shotgun) C.Edwards-Helaire left guard for 11 yards, TOUCHDOWN.ST: (11:21) (Shotgun) P.Mahomes pass short right to T.Hill for 10 yards, TOUCHDOWN.ST: (3:02) (Shotgun) C.Henne left end for 1 yard, TOUCHDOWN.DEF: (9:28) (Shotgun) D.Lock pass short right intended for N.Fant INTERCEPTED by D.Sorensen [A.Hitchens] at 50. D.Sorensen for 50 yards, TOUCHDOWN.OFF: B.McManus kicks 67 yards from DEN 35 to KC -2. B.Pringle for 102 yards, TOUCHDOWN. vs. Kansas City, 10/25/20
Bo Nix: TWO-POINT CONVERSION ATTEMPT. 10-B.Nix pass to 11-T.Franklin is complete. ATTEMPT SUCCEEDS. @ Houston, 11/02/25	MADE TWO-POINT CONVERSION	Justin Herbert: TWO-POINT CONVERSION ATTEMPT. 10-J.Herbert pass to 5-J.Palmer is complete. ATTEMPT SUCCEEDS. @ L.A. Chargers, 12/19/24
RJ Harvey: TWO-POINT CONVERSION ATTEMPT. 12-R.Harvey rushes left end. ATTEMPT FAILS. vs. Green Bay, 12/14/25	FAILED TWO-POINT CONVERSION	Marcus Mariota: TWO-POINT CONVERSION ATTEMPT. 8-M.Mariota pass to 26-J.McNichols is incomplete. ATTEMPT FAILS. @ Washington, 11/30/25
Denver 51, Tennessee 28 vs. Tennessee, 12/08/13	50 POINTS	Miami 70, Denver 20 @ Miami, 09/24/23
Denver 44, Dallas 24 vs. Dallas, 10/26/25	40 POINTS	Baltimore 41, Denver 10 @ Baltimore, 11/03/24
Denver 27, Washington 26 @ Washington, 11/30/25	OVERTIME WIN	Cincinnati 30, Denver 24 @ Cincinnati, 12/28/24
Cincinnati 30, Denver 24 @ Cincinnati, 12/28/24	OVERTIME LOSS	Denver 27, Washington 26 @ Washington, 11/30/25
* Never Has Happened *	OVERTIME TIE	* Never Has Happened *
Denver 21, Arizona 3 @ Arizona, 10/18/18	20 FIRST-QUARTER POINTS	Kansas City 21, Denver 7 @ Kansas City, 12/25/16
Denver 21, Carolina 0 vs. Carolina, 10/27/24	20 SECOND-QUARTER POINTS	Detroit 21, Denver 0 @ Detroit, 12/16/23
Denver 21, Cincinnati 7 @ Cincinnati, 12/22/14	20 THIRD-QUARTER POINTS	New England 20, Denver 0 vs. New England, 12/24/23
Denver 33, N.Y. Giants 13 vs. N.Y. Giants, 10/19/25	20 FOURTH-QUARTER POINTS	Miami 21, Denver 7 @ Miami, 09/24/23



# THE LAST TIME



Denver 38, Kansas City 0 vs. Kansas City, 01/05/25	SHUTOUT AT HOME	* Never Has Happened *
* Never Has Happened *	SHUTOUT ON THE ROAD	L.A. Chargers 21, Denver 0 @ L.A. Chargers, 10/22/17
Denver 20, Cincinnati 17 vs. Cincinnati, 12/28/15	OVERTIME WIN AT HOME	Las Vegas 22, Denver 16 vs. Las Vegas, 11/20/22
Denver 27, Washington 26 @ Washington, 11/30/25	OVERTIME WIN ON THE ROAD	Cincinnati 30, Denver 24 @ Cincinnati, 12/28/24
10 pen, Denver 22, Kansas City 19 vs. Kansas City, 11/16/25	10 PENALTIES	10 pen, Denver 34, Green Bay 26 vs. Green Bay, 12/14/25
3 td, Denver 24, Las Vegas 17 (6:10) (Shotgun) B.Nix scrambles up the middle for 8 yards, TOUCHDOWN. (6:44) A.Cole punts 42 yards to LV 48, Center-J.Bobenmoyer. M.Mims for 48 yards, TOUCHDOWN. (4:10) R.Harvey up the middle for 3 yards, TOUCHDOWN. @ Las Vegas, 12/07/25	THREE TOTAL TOUCHDOWNS	3 td, Denver 27, Washington 26 (2:25) (Shotgun) C.Rodriguez up the middle for 8 yards, TOUCHDOWN. (10:02) (No Huddle, Shotgun) M.Mariota pass short right to T.Burks for 5 yards, TOUCHDOWN. (2:50) (No Huddle, Shotgun) M.Mariota pass short left to T.McLaurin for 3 yards, TOUCHDOWN. @ Washington, 11/30/25
0 to, Denver 19, L.A. Chargers 3 vs. L.A. Chargers, 01/04/26	NO TURNOVERS	0 to, Denver 20, Kansas City 13 @ Kansas City, 12/25/25
0 pen, Denver 9, Kansas City 6 vs. Kansas City, 09/17/06	NO PENALTIES	0 pen, Las Vegas 27, Denver 14 @ Las Vegas, 01/07/24
4 td, Denver 33, N.Y. Giants 32 (14:14) B.Nix pass short right to T.Franklin for 2 yards, TOUCHDOWN. (5:19) (No Huddle, Shotgun) B.Nix right end for 7 yards, TOUCHDOWN. (3:55) (No Huddle) B.Nix pass short right to R.Harvey for 2 yards, TOUCHDOWN. (1:56) (Shotgun) B.Nix left end for 18 yards, TOUCHDOWN. vs. N.Y. Giants, 10/19/25	FOUR TOTAL TOUCHDOWNS	4 td, Jacksonville 34, Denver 20 (:12) (Shotgun) T.Lawrence pass short left to P.Washington for 12 yards, TOUCHDOWN. (4:37) (Shotgun) T.Lawrence pass short left to B.Strange for 3 yards, TOUCHDOWN. (7:46) (Shotgun) W.Milum reported in as eligible. T.Lawrence right end for 1 yard, TOUCHDOWN. (4:01) (Shotgun) T.Lawrence pass short left to T.Etienne for 10 yards, TOUCHDOWN. vs. Jacksonville, 12/21/25
41:49 TOP, Denver 38, Kansas City 0 vs. Kansas City, 01/05/25	OVER 40:00 TIME OF POSSESSION (NON-OT)	41:28 TOP, Las Vegas 30, Denver 20 @ Oakland, 11/06/16
vs. Green Bay, 12/14/25	NO SACKS/NO INTERCEPTIONS ALLOWED	@ Miami, 09/24/23
(14, 10, 7, 7 Points), Denver 38, Kansas City 0 vs. Kansas City, 01/05/25	SCORE TOUCHDOWN IN EACH QUARTER	(7, 6, 6, 13 Points), Denver 33, N.Y. Giants 32 vs. N.Y. Giants, 10/19/25
33 (second half), Denver 33, N.Y. Giants 32 vs. N.Y. Giants, 10/19/25	30 ONE-HALF POINTS	35 (first half), 35 (second half), Miami 70, Denver 20 @ Miami, 09/24/23
33 (Q4), Denver 33, N.Y. Giants 32 vs. N.Y. Giants, 10/19/25	SCORED 20+ POINTS IN ONE QUARTER	20 (Q3), New England 26, Denver 23 vs. New England, 12/24/23
Denver 44, Dallas 24 vs. Dallas, 10/26/25	WON GAME BY 20+ POINTS	Baltimore 41, Denver 10 @ Baltimore, 11/03/24
3 tds, RJ Harvey: (40-Rushing, 1-Rushing, 5-Pass Reception) vs. Dallas, 10/26/25	THREE TOUCHDOWNS BY A PLAYER	3 tds, Tee Higgins: (2-Pass Reception, 12-Pass Reception, 3-Pass Reception) @ Cincinnati, 12/28/24
4 tds, Eric Decker: (41-Pass Reception, 37-Pass Reception, 15-Pass Reception, 1-Pass Reception) @ Kansas City, 12/01/13	FOUR TOUCHDOWNS BY A PLAYER	4 tds/4 tds, Raheem Mostert/De'Von Achane: (20-Rushing, 3-Rushing, 1-Rushing, 19-Pass Reception) 8-Rushing, 4-Pass Reception, 10-Pass Reception, 67-Rushing) @ Miami, 09/24/23
5 tds, Clinton Portis: (11-Rushing, 1-Rushing, 59-Rushing, 28-Rushing, 53-Rushing) vs. Kansas City, 12/07/03	FIVE TOUCHDOWNS BY A PLAYER	* Never Has Happened *







**ROSTERS**  
**DEPTH CHART**  
**TRANSACTIONS**

# NUMERICAL ROSTER



NO.	NAME	POS	HT	WT	AGE	EXP	COLLEGE	HOMETOWN	HOW ACQ
<b>Active (53)</b>									
0	Cooper, Jonathon	OLB	6-4	257	28	5	Ohio State	Gahanna, Ohio	D7b-'21
1	Engram, Evan	TE	6-3	240	31	9	Mississippi	Powder Springs, Ga.	FA-'25
2	Surtain II, Pat	CB	6-2	202	25	5	Alabama	Plantation, Fla.	D1-'21
3	Lutz, Wil	K	5-11	184	31	10	Georgia State	Newnan, Ga.	T (N.O.)-'23
4	Ehlinger, Sam	QB	6-2	225	27	4	Texas	Austin, Texas	UFA (Ind.)-'25
6	Locke, P.J.	S	5-10	202	28	6	Texas	Beaumont, Texas	FA-'19
8	Stidham, Jarrett	QB	6-3	215	29	7	Auburn	Corbin, Ky.	UFA (L.V.)-'23
9	Hufanga, Talanoa	S	6-0	200	25	5	Southern California	Corvallis, Ore.	UFA (S.F.)-'25
10	Nix, Bo	QB	6-2	217	25	2	Oregon	Pinson, Ala.	D1-'24
11	Franklin, Troy	WR	6-3	187	22	2	Oregon	East Palo Alto, Calif.	D4-'24
12	Harvey, RJ	RB	5-9	208	24	R	Central Florida	Orlando, Fla.	D2-'25
13	Bryant, Pat	WR	6-3	200	23	R	Illinois	Jacksonville, Fla.	D3a-'25
14	Sutton, Courtland	WR	6-4	216	30	8	Southern Methodist	Brenham, Texas	D2-'18
15	Bonitto, Nik	OLB	6-3	240	26	4	Oklahoma	Fort Lauderdale, Fla.	D2-'22
16	Crawshaw, Jeremy	P	6-3	205	24	R	Florida	Emu Plains, New South Wales, Australia	D6-'25
17	Humphrey, Lil'Jordan	WR	6-4	225	27	7	Texas	Southlake, Texas	FA-'23
19	Mims Jr., Marvin	WR	5-11	184	23	3	Oklahoma	Frisco, Texas	D2-'23
21	Moss, Riley	CB	6-1	193	25	3	Iowa	Ankeny, Iowa	D3b-'23
23	Barron, Jahdae	CB	5-11	200	24	R	Texas	Austin, Texas	D1-'25
26	Key, Devon	S	6-0	208	28	3	Western Kentucky	Lexington, Ky.	FA-'22
28	Badie, Tyler	RB	5-8	194	26	4	Missouri	New Orleans, La.	PS (Bal.)-'22
29	McMillian, Ja'Quan	CB	5-10	183	25	4	East Carolina	Winston-Salem, N.C.	CFA-'22
31	Abrams-Draine, Kris	CB	5-11	178	24	2	Missouri	Mobile, Ala.	D5a-'24
34	Skinner, JL	S	6-4	220	24	3	Boise State	San Diego, Calif.	D6-'23
35	Taylor, Reese	CB	5-10	188	26	2	Purdue	Indianapolis, Ind.	FA-'23
38	McLaughlin, Jaleel	RB	5-9	183	25	3	Youngstown State	Raleigh, N.C.	CFA-'23
40	Strnad, Justin	ILB	6-3	235	29	6	Wake Forest	Palm Harbor, Fla.	D5-'20
45	Adkins, Nate	TE	6-3	252	26	3	South Carolina	Knoxville, Tenn.	CFA-'23
46	Prentice, Adam	FB	6-0	245	29	5	South Carolina	Fresno, Calif.	FA-'25
47	Reid, Karene	ILB	6-0	226	25	R	Utah	American Fork, Utah	CFA-'25
48	Fraboni, Mitchell	LS	6-2	223	29	4	Arizona State	Phoenix, Ariz.	FA-'22
49	Singleton, Alex	ILB	6-2	240	32	7	Montana State	Thousand Oaks, Calif.	UFA (Phi.)-'22
51	Robinson, Que	OLB	6-5	241	24	R	Alabama	Birmingham, Ala.	D4-'25
52	Elliss, Jonah	OLB	6-2	246	22	2	Utah	Moscow, Idaho	D3-'24
54	Forsyth, Alex	C	6-4	312	26	3	Oregon	West Linn, Ore.	D7-'23
55	Turner, Jordan	ILB	6-1	231	24	R	Michigan State	Farmington Hills, Mich.	CFA-'25
57	Greenlaw, Dre	LB	6-0	230	28	7	Arkansas	Fayetteville, Ark.	UFA (S.F.)-'25
61	Mustipher, Sam	C	6-2	332	29	6	Notre Dame	Owings Mills, Md.	PS (LAC)-'25
63	Palczewski, Alex	T	6-6	315	26	3	Illinois	Mount Prospect, Ill.	CFA-'23
69	McGlinchey, Mike	T	6-8	310	31	8	Notre Dame	Philadelphia, Pa.	UFA (S.F.)-'23
72	Bolles, Garrett	T	6-5	300	33	9	Utah	Walnut Creek, Calif.	D1-'17
73	Crum, Frank	T	6-7	315	25	2	Wyoming	Laramie, Wyo.	CFA-'24
74	Powers, Ben	G	6-4	338	29	7	Oklahoma	Wichita, Kan.	UFA (Bal.)-'23
77	Meinerz, Quinn	G	6-3	320	27	5	Wisconsin-Whitewater	Hartford, Wis.	D3a-'21
82	Trautman, Adam	TE	6-5	253	28	6	Dayton	Williamsburg, Mich.	T (N.O.)-'23
92	Tillman, Dondrea	OLB	6-4	247	27	2	Indiana, Pa.	Serling, Va.	FA-'24
93	Jones, D.J.	DT	6-0	305	31	9	Mississippi	Greenville, S.C.	UFA (S.F.)-'22
94	Jackson, Jordan	DL	6-5	285	27	2	Air Force	Jacksonville, Fla.	FA-'23
95	Jones, Sai'vion	DE	6-6	280	22	R	Louisiana State	Vacherie, La.	D3b-'25
96	Uwazurike, Eyioma	DL	6-6	320	27	3	Iowa State	Detroit, Mich.	D4b-'22
97	Roach, Malcolm	DT	6-3	290	27	6	Texas	Baton Rouge, La.	UFA (N.O.)-'24
98	Franklin-Myers, John	DL	6-4	288	29	8	Stephen F. Austin	Greenville, Texas	T (NYJ)-'24
99	Allen, Zach	DL	6-4	281	28	7	Boston College	New Canaan, Conn.	UFA (Ari.)-'23
<b>Practice Squad (17)</b>									
	DiNucci, Ben	QB	6-3	209	29	2	James Madison	Wexford, Pa.	FA-'25
5	Schrader, Cody	RB	5-9	214	26	2	Missouri	St. Louis, Mo.	W (Hou.)-'25
30	McCalister, Tanner	DB	5-11	191	25	3	Ohio State	Rockwell, Texas	FA-'25
33	Robinson, Jaden	CB	6-0	193	25	R	Oregon State	Auburn, Wash.	CFA-'25
42	Vaughn, Deuce	RB	5-5	185	24	3	Kansas State	Round Rock, Texas	FA-'25
56	Bailey, Levelle	ILB	6-2	225	25	2	Fresno State	Sacramento, Calif.	CFA-'24
67	Deiter, Michael	C	6-6	315	29	7	Wisconsin	Curtice, Ohio	FA-'25
75	Christian, Geron	T	6-6	315	29	8	Louisville	Ocala, Fla.	FA-'25
76	Throckmorton, Calvin	G	6-5	311	29	6	Oregon	Bellevue, Wash.	UFA (Ten.)-'24
80	Rowan, Kyrese	WR	5-10	185	24	R	Utah State	Ogden, Utah	CFA-'25
81	Moore, Elijah	WR	5-9	184	25	5	Mississippi	Fort Lauderdale, Fla.	FA-'25
83	Bandy, Michael	WR	5-10	190	28	4	San Diego	La Mirada, Calif.	UFA (LAC)-'23
84	Lohner, Caleb	TE	6-7	250	24	R	Utah	Flower Mound, Texas	D7-'25
86	Murtagh, Patrick	TE	6-6	250	25	2	International Pathway Program	Gold Coast, QLD.	FA-'25
87	Perry, A.T.	WR	6-5	205	26	3	Wake Forest	Lake Worth, Fla.	FA-'24
89	Lewis, Mercedes	TE	6-6	267	41	20	UCLA	Long Beach, Calif.	FA-'25
90	Miller, Jordan	NT	6-3	307	26	1	Southern Methodist	Jacksonville, Fla.	CFA-'24
<b>Practice Squad Injured (1)</b>									
32	Turner-Yell, Delarrin	S	5-11	200	26	4	Oklahoma	Hempstead, Texas	D5a-'22
<b>Injured Reserve (10)</b>									
20	Burton, Michael	FB	5-11	242	33	11	Rutgers	Long Valley, N.J.	UFA (K.C.)-'23
22	Jones, Brandon	S	6-1	190	27	6	Texas	Nacogdoches, Texas	UFA (Mia.)-'24
27	Dobbins, J.K.	RB	5-10	215	27	6	Ohio State	La Grange, Texas	UFA (LAC)-'25
41	Sanders, Drew	LB	6-5	233	25	3	Arkansas	Denton, Texas	D3a-'23
59	Walker, Johnny	OLB	6-3	250	24	R	Missouri	Tampa, Fla.	CFA-'25
60	Wattenberg, Luke	C	6-5	300	28	4	Washington	Trabuco Canyon, Calif.	D5c-'22
66	Gargiulo, Nick	G	6-5	327	25	2	South Carolina	Yorktown Heights, N.Y.	D7b-'24
79	Peart, Matt	T	6-7	315	28	6	Connecticut	Kingston, Jamaica	UFA (NYG)-'24
85	Krull, Lucas	TE	6-6	260	27	4	Pittsburgh	Shawnee, Kan.	FA-'23
91	Henningsen, Matt	DL	6-3	291	26	3	Wisconsin	Menomonee Falls, Wis.	D6-'22



# ALPHABETICAL ROSTER



NO.	NAME	POS	HT	WT	AGE	EXP	COLLEGE	HOMETOWN	HOW ACQ
<b>Active (53)</b>									
31	Abrams-Draine, Kris	CB	5-11	178	24	2	Missouri	Mobile, Ala.	D5a-'24
45	Addins, Nate	TE	6-3	252	26	3	South Carolina	Knoxville, Tenn.	CFA-'23
99	Allen, Zach	DL	6-4	281	28	7	Boston College	New Canaan, Conn.	UFA (Ari.)-'23
28	Badie, Tyler	RB	5-8	194	26	4	Missouri	New Orleans, La.	PS (Bal.)-'22
23	Barron, Jahdae	CB	5-11	200	24	R	Texas	Austin, Texas	D1-'25
72	Bolles, Garrett	T	6-5	300	33	9	Utah	Walnut Creek, Calif.	D1-'17
15	Bonitto, Nik	OLB	6-3	240	26	4	Oklahoma	Fort Lauderdale, Fla.	D2-'22
13	Bryant, Pat	WR	6-3	200	23	R	Illinois	Jacksonville, Fla.	D3a-'25
0	Cooper, Jonathon	OLB	6-4	257	28	5	Ohio State	Gahanna, Ohio	D7b-'21
16	Crawshaw, Jeremy	P	6-3	205	24	R	Florida	Emu Plains, New South Wales, Australia	D6-'25
73	Crum, Frank	T	6-7	315	25	2	Wyoming	Laramie, Wyo.	CFA-'24
4	Ehlinger, Sam	QB	6-2	225	27	4	Texas	Austin, Texas	UFA (Ind.)-'25
52	Elliss, Jonah	OLB	6-2	246	22	2	Utah	Moscow, Idaho	D3-'24
1	Engram, Evan	TE	6-3	240	31	9	Mississippi	Powder Springs, Ga.	FA-'25
54	Forsyth, Alex	C	6-4	312	26	3	Oregon	West Linn, Ore.	D7-'23
48	Fraboni, Mitchell	LS	6-2	223	29	4	Arizona State	Phoenix, Ariz.	FA-'22
11	Franklin, Troy	WR	6-3	187	22	2	Oregon	East Palo Alto, Calif.	D4-'24
98	Franklin-Myers, John	DL	6-4	288	29	8	Stephen F. Austin	Greenville, Texas	T (NYJ)-'24
57	Greenlaw, Dre	LB	6-0	230	28	7	Arkansas	Fayetteville, Ark.	UFA (S.F.)-'25
12	Harvey, RJ	RB	5-9	208	24	R	Central Florida	Orlando, Fla.	D2-'25
9	Hufanga, Talanoa	S	6-0	200	25	5	Southern California	Corvallis, Ore.	UFA (S.F.)-'25
17	Humphrey, Lil' Jordan	WR	6-4	225	27	7	Texas	Southlake, Texas	FA-'23
94	Jackson, Jordan	DL	6-5	285	27	2	Air Force	Jacksonville, Fla.	FA-'23
93	Jones, D.J.	DT	6-0	305	31	9	Mississippi	Greenville, S.C.	UFA (S.F.)-'22
95	Jones, Sai'vion	DE	6-6	280	22	R	Louisiana State	Vacherie, La.	D3b-'25
26	Key, Devon	S	6-0	208	28	3	Western Kentucky	Lexington, Ky.	FA-'22
6	Locke, P.J.	S	5-10	202	28	6	Texas	Beaumont, Texas	FA-'19
3	Lutz, Wil	K	5-11	184	31	10	Georgia State	Newnan, Ga.	T (N.O.)-'23
69	McGlinchey, Mike	T	6-8	310	31	8	Notre Dame	Philadelphia, Pa.	UFA (S.F.)-'23
38	McLaughlin, Jaleel	RB	5-9	183	25	3	Youngstown State	Raleigh, N.C.	CFA-'23
29	McMillian, Ja'Quan	CB	5-10	183	25	4	East Carolina	Winston-Salem, N.C.	CFA-'22
77	Meinerz, Quinn	G	6-3	320	27	5	Wisconsin-Whitewater	Hartford, Wis.	D3a-'21
19	Mims Jr., Marvin	WR	5-11	184	23	3	Oklahoma	Frisco, Texas	D2-'23
21	Moss, Riley	CB	6-1	193	25	3	Iowa	Ankeny, Iowa	D3b-'23
61	Mustipher, Sam	C	6-2	332	29	6	Notre Dame	Owings Mills, Md.	PS (LAC)-'25
10	Nix, Bo	QB	6-2	217	25	2	Oregon	Pinson, Ala.	D1-'24
63	Palczewski, Alex	T	6-6	315	26	3	Illinois	Mount Prospect, Ill.	CFA-'23
74	Powers, Ben	G	6-4	338	29	7	Oklahoma	Wichita, Kan.	UFA (Bal.)-'23
46	Prentice, Adam	FB	6-0	245	29	5	South Carolina	Fresno, Calif.	FA-'25
47	Reid, Karene	ILB	6-0	226	25	R	Utah	American Fork, Utah	CFA-'25
97	Roach, Malcolm	DT	6-3	290	27	6	Texas	Baton Rouge, La.	UFA (N.O.)-'24
51	Robinson, Que	OLB	6-5	241	24	R	Alabama	Birmingham, Ala.	D4-'25
49	Singleton, Alex	ILB	6-2	240	32	7	Montana State	Thousand Oaks, Calif.	UFA (Phi.)-'22
34	Skinner, JL	S	6-4	220	24	3	Boise State	San Diego, Calif.	D6-'23
8	Stidham, Jarrett	QB	6-3	215	29	7	Auburn	Corbin, Ky.	UFA (L.V.)-'23
40	Strnad, Justin	ILB	6-3	235	29	6	Wake Forest	Palm Harbor, Fla.	D5-'20
2	Surtain II, Pat	CB	6-2	202	25	5	Alabama	Plantation, Fla.	D1-'21
14	Sutton, Courtland	WR	6-4	216	30	8	Southern Methodist	Brenham, Texas	D2-'18
35	Taylor, Reese	CB	5-10	188	26	2	Purdue	Indianapolis, Ind.	FA-'23
92	Tillman, Dondrea	OLB	6-4	247	27	2	Indiana, Pa.	Serling, Va.	FA-'24
82	Trautman, Adam	TE	6-5	253	28	6	Dayton	Williamsburg, Mich.	T (N.O.)-'23
55	Turner, Jordan	ILB	6-1	231	24	R	Michigan State	Farmington Hills, Mich.	CFA-'25
96	Uwazurike, Eyioma	DL	6-6	320	27	3	Iowa State	Detroit, Mich.	D4b-'22
<b>Practice Squad (17)</b>									
56	Bailey, Levelle	ILB	6-2	225	25	2	Fresno State	Sacramento, Calif.	CFA-'24
83	Bandy, Michael	WR	5-10	190	28	4	San Diego	La Mirada, Calif.	UFA (LAC)-'23
75	Christian, Geron	T	6-6	315	29	8	Louisville	Ocala, Fla.	FA-'25
67	Deiter, Michael	C	6-6	315	29	7	Wisconsin	Curtice, Ohio	FA-'25
	DiNucci, Ben	QB	6-3	209	29	2	James Madison	Wexford, Pa.	FA-'25
89	Lewis, Mercedes	TE	6-6	267	41	20	UCLA	Long Beach, Calif.	FA-'25
84	Lohner, Caleb	TE	6-7	250	24	R	Utah	Flower Mound, Texas	D7-'25
30	McCalister, Tanner	DB	5-11	191	25	3	Ohio State	Rockwell, Texas	FA-'25
90	Miller, Jordan	NT	6-3	307	26	1	Southern Methodist	Jacksonville, Fla.	CFA-'24
81	Moore, Elijah	WR	5-9	184	25	5	Mississippi	Fort Lauderdale, Fla.	FA-'25
86	Murtagh, Patrick	TE	6-6	250	25	2	International Pathway Program	Gold Coast, QLD.	FA-'25
87	Perry, A.T.	WR	6-5	205	26	3	Wake Forest	Lake Worth, Fla.	FA-'24
33	Robinson, Jaden	CB	6-0	193	25	R	Oregon State	Auburn, Wash.	CFA-'25
80	Rowan, Kyrese	WR	5-10	185	24	R	Utah State	Ogden, Utah	CFA-'25
5	Schrader, Cody	RB	5-9	214	26	2	Missouri	St. Louis, Mo.	W (Hou.)-'25
76	Throckmorton, Calvin	G	6-5	311	29	6	Oregon	Bellevue, Wash.	UFA (Ten.)-'24
42	Vaughn, Deuce	RB	5-5	185	24	3	Kansas State	Round Rock, Texas	FA-'25
<b>Practice Squad Injured (1)</b>									
32	Turner-Yell, Delarrin	S	5-11	200	26	4	Oklahoma	Hempstead, Texas	D5a-'22
<b>Injured Reserve (10)</b>									
20	Burton, Michael	FB	5-11	242	33	11	Rutgers	Long Valley, N.J.	UFA (K.C.)-'23
27	Dobbins, J.K.	RB	5-10	215	27	6	Ohio State	La Grange, Texas	UFA (LAC)-'25
66	Gargiulo, Nick	G	6-5	327	25	2	South Carolina	Yorktown Heights, N.Y.	D7b-'24
91	Henningsen, Matt	DL	6-3	291	26	3	Wisconsin	Menomonee Falls, Wis.	D6-'22
22	Jones, Brandon	S	6-1	190	27	6	Texas	Nacogdoches, Texas	UFA (Mia.)-'24
85	Krull, Lucas	TE	6-6	260	27	4	Pittsburgh	Shawnee, Kan.	FA-'23
79	Pearl, Matt	T	6-7	315	28	6	Connecticut	Kingston, Jamaica	UFA (NYG)-'24
41	Sanders, Drew	LB	6-5	233	25	3	Arkansas	Denton, Texas	D3a-'23
59	Walker, Johnny	OLB	6-3	250	24	R	Missouri	Tampa, Fla.	CFA-'25
60	Wattenberg, Luke	C	6-5	300	28	4	Washington	Trabuco Canyon, Calif.	D5c-'22





# POSITIONAL ROSTER



## QUARTERBACKS (4)

DiNucci, Ben (PS) .....	QB	4 Ehlinger, Sam .....	QB
8 Stidham, Jarrett .....	QB	10 Nix, Bo .....	QB

## RUNNING BACKS (8)

5 Schrader, Cody (PS) .....	RB	12 Harvey, RJ .....	RB
20 Burton, Michael (IR) .....	FB	27 Dobbins, J.K. (IR) .....	RB
28 Badie, Tyler .....	RB	38 McLaughlin, Jaleel .....	RB
42 Vaughn, Deuce (PS) .....	RB	46 Prentice, Adam .....	FB

## WIDE RECEIVERS (9)

11 Franklin, Troy .....	WR	13 Bryant, Pat .....	WR
14 Sutton, Courtland .....	WR	17 Humphrey, Lil' Jordan .....	WR
19 Mims Jr., Marvin .....	WR	80 Rowan, Kyrese (PS) .....	WR
81 Moore, Elijah (PS) .....	WR	83 Bandy, Michael (PS) .....	WR
87 Perry, A.T. (PS) .....	WR		

## TIGHT ENDS (7)

1 Engram, Evan .....	TE	45 Adkins, Nate .....	TE
82 Trautman, Adam .....	TE	84 Lohner, Caleb (PS) .....	TE
85 Krull, Lucas (IR) .....	TE	86 Murtagh, Patrick (PS) .....	TE
89 Lewis, Marcedes (PS) .....	TE		

## OFFENSIVE LINE (14)

54 Forsyth, Alex .....	C	60 Wattenberg, Luke (IR) .....	C
61 Mustipher, Sam .....	C	63 Palczewski, Alex .....	T
66 Gargiulo, Nick (IR) .....	G	67 Deiter, Michael (PS) .....	C
69 McGlinchey, Mike .....	T	72 Bolles, Garrett .....	T
73 Crum, Frank .....	T	74 Powers, Ben .....	G
75 Christian, Geron (PS) .....	T	76 Throckmorton, Calvin (PS) .....	G
77 Meinerz, Quinn .....	G	79 Peart, Matt (IR) .....	T

## LINEBACKERS (13)

0 Cooper, Jonathon .....	OLB	15 Bonitto, Nik .....	OLB
40 Strnad, Justin .....	ILB	41 Sanders, Drew (IR) .....	LB
47 Reid, Karene .....	ILB	49 Singleton, Alex .....	ILB
51 Robinson, Que .....	OLB	52 Elliss, Jonah .....	OLB
55 Turner, Jordan .....	ILB	56 Bailey, Levelle (PS) .....	ILB
57 Greenlaw, Dre .....	LB	59 Walker, Johnny (IR) .....	OLB
92 Tillman, Dondrea .....	OLB		

## DEFENSIVE BACKS (14)

2 Surtain II, Pat .....	CB	6 Locke, P.J. ....	S
9 Hufanga, Talanoa .....	S	21 Moss, Riley .....	CB
22 Jones, Brandon (IR) .....	S	23 Barron, Jahdae .....	CB
26 Key, Devon .....	S	29 McMillian, Ja'Quan .....	CB
30 McCalister, Tanner (PS) .....	DB	31 Abrams-Draine, Kris .....	CB
32 Turner-Yell, Delarrin (PSI) .....	S	33 Robinson, Jaden (PS) .....	CB
34 Skinner, JL .....	S	35 Taylor, Reese .....	CB

## DEFENSIVE LINE (9)

90 Miller, Jordan (PS) .....	NT	91 Henningsen, Matt (IR) .....	DL
93 Jones, D.J. ....	DT	94 Jackson, Jordan .....	DL
95 Jones, Sai'vion .....	DE	96 Uwazurike, Eyioma .....	DL
97 Roach, Malcolm .....	DT	98 Franklin-Myers, John .....	DL
99 Allen, Zach .....	DL		

## SPECIALISTS (3)

3 Lutz, Wil .....	K	16 Crawshaw, Jeremy .....	P
48 Fraboni, Mitchell .....	LS		



# UNOFFICIAL DEPTH CHART



(As of January 17, 2026)

## OFFENSE

<b>WR</b>	19 Marvin Mims Jr.	11 Troy Franklin	
<b>LT</b>	72 Garrett Bolles	73 Frank Crum	
<b>LG</b>	74 Ben Powers	63 Alex Palczewski	
<b>C</b>	54 Alex Forsyth	61 Sam Mustipher	
<b>RG</b>	77 Quinn Meinerz	63 Alex Palczewski	
<b>RT</b>	69 Mike McGlinchey	73 Frank Crum	
<b>TE</b>	1 Evan Engram	82 Adam Trautman	45 Nate Adkins
<b>WR</b>	14 Courtland Sutton	<u>13 Pat Bryant</u>	17 Lil'Jordan Humphrey
<b>RB</b>	<u>12 RJ Harvey</u>	28 Tyler Badie	38 Jaleel McLaughlin
<b>FB</b>	46 Adam Prentice		
<b>QB</b>	10 Bo Nix	8 Jarrett Stidham	4 Sam Ehlinger

## DEFENSE

<b>DE</b>	99 Zach Allen	94 Jordan Jackson	
<b>NT</b>	93 D.J. Jones	97 Malcolm Roach	
<b>DE</b>	98 John Franklin-Myers	96 Eyioma Uwazurike	<u>95 Sai'vion Jones</u>
<b>SLB</b>	0 Jonathon Cooper	52 Jonah Elliss	
<b>WLB</b>	15 Nik Bonitto	92 Dondrea Tillman	<u>51 Que Robinson</u>
<b>ILB</b>	49 Alex Singleton	<u>55 Jordan Turner</u>	<u>47 Karene Reid</u>
<b>ILB</b>	57 Dre Greenlaw	40 Justin Strnad	
<b>LCB</b>	2 Pat Surtain II	<u>23 Jahdae Barron</u>	35 Reese Taylor
<b>RCB</b>	21 Riley Moss	31 Kris Abrams-Draine	
<b>NCB</b>	29 Ja'Quan McMillian	<u>23 Jahdae Barron</u>	
<b>S</b>	9 Talanoa Hufanga	34 JL Skinner	
<b>S</b>	6 P.J. Locke	26 Devon Key	

## SPECIALISTS

<b>PK</b>	3 Wil Lutz		
<b>KO</b>	3 Wil Lutz		
<b>P</b>	<u>16 Jeremy Crawshaw</u>		
<b>H</b>	<u>16 Jeremy Crawshaw</u>		
<b>LS</b>	48 Mitchell Fraboni		
<b>KR</b>	19 Marvin Mims Jr.	38 Jaleel McLaughlin	28 Tyler Badie
<b>PR</b>	19 Marvin Mims Jr.	21 Riley Moss	

## PRONUNCIATION GUIDE

Tyler Badie .....	bah-DAY	Ja'Quan McMillian .....	JAY-quan mac-MILL-in
Jahdae Barron .....	zha-DAY	Quinn Meinerz .....	minors
Garrett Bolles .....	BOWLS	Alex Palczewski .....	pal-CHESS-key
Nik Bonitto .....	bo-KNEE-toe	Karene Reid .....	cah-REN-nay
Sam Ehlinger .....	EL-in-gurr	Jarrett Stidham .....	STID-um
Alex Forsyth .....	FORE-seith	Justin Strnad .....	stir-NADD
Mitchell Fraboni .....	fruh-BONE-ee	Pat Surtain II .....	sur-TAN
Talanoa Hufanga .....	tal-uh-NOE-uh who-FAWN-guh	Dondrea Tillman .....	DON-dre
Sai'vion Jones .....	say-VEE-on	Eyioma Uwazurike .....	en-YO-muh oo-WOZ-zur-EE-kay
Jaleel McLaughlin .....	muh-GLOFF-lin		





## 2025 DENVER BRONCOS EXPERIENCE (AS OF JANUARY 25, 2026)

NO	NAME	POS	HT	WT	DOB	AGE	EXP	COLLEGE	HOMETOWN	HOW ACQ	GP	GS	DPN	INA
TWENTIETH SEASON (1)														
89	Mercedes Lewis	TE	6-6	267	05/19/84	41	20	UCLA	Long Beach, Calif.	FA-'25	0	0	0	0
ELEVENTH SEASON (1)														
20	Michael Burton	FB	5-11	242	02/01/92	33	11	Rutgers	Long Valley, N.J.	UFA (K.C.)-'23	0	0	0	0
TENTH SEASON (1)														
3	Wii Lutz	K	5-11	184	07/07/94	31	10	Georgia State	Newnan, Ga.	T (N.O.)-'23	1	0	0	0
NINTH SEASON (3)														
93	D.J. Jones	DT	6-0	305	01/19/95	31	9	Mississippi	Greenville, S.C.	UFA (S.F.)-'22	1	1	0	0
1	Evan Engram	TE	6-3	240	09/02/94	31	9	Mississippi	Powder Springs, Ga.	FA-'25	1	0	0	0
72	Garett Bolles	T	6-5	300	05/27/92	33	9	Utah	Walnut Creek, Calif.	D1-'17	1	1	0	0
EIGHTH SEASON (4)														
14	Courtland Sutton	WR	6-4	216	10/10/95	30	8	Southern Methodist	Brenham, Texas	D2-'18	1	1	0	0
75	Geron Christian	T	6-6	315	09/10/96	29	8	Louisville	Ocala, Fla.	FA-'25	0	0	0	0
98	John Franklin-Myers	DL	6-4	288	09/26/96	29	8	Stephen F. Austin	Greenview, Texas	T (NYJ)-'24	1	1	0	0
69	Mike McGlinchey	T	6-8	310	01/12/95	31	8	Notre Dame	Philadelphia, Pa.	UFA (S.F.)-'23	1	1	0	0
SEVENTH SEASON (7)														
49	Alex Singleton	ILB	6-2	240	12/07/93	32	7	Montana State	Thousand Oaks, Calif.	UFA (Phi.)-'22	1	1	0	0
74	Ben Powers	G	6-4	338	10/29/96	29	7	Oklahoma	Wichita, Kan.	UFA (Bal.)-'23	1	1	0	0
57	Dre Greenlaw	LB	6-0	230	05/25/97	28	7	Arkansas	Fayetteville, Ark.	UFA (S.F.)-'25	1	0	0	0
8	Jarrett Stidham	QB	6-3	215	08/08/96	29	7	Auburn	Corbin, Ky.	UFA (L.V.)-'23	0	0	1	0
17	Lil'Jordan Humphrey	WR	6-4	225	04/19/98	27	7	Texas	Southlake, Texas	FA-'23	1	0	0	0
67	Michael Deiter	C	6-6	315	09/03/96	29	7	Wisconsin	Curtice, Ohio	FA-'25	0	0	0	0
99	Zach Allen	DL	6-4	281	08/20/97	28	7	Boston College	New Canaan, Conn.	UFA (Ari.)-'23	1	1	0	0
SIXTH SEASON (9)														
82	Adam Trautman	TE	6-5	253	02/05/97	28	6	Dayton	Williamsburg, Mich.	T (N.O.)-'23	1	1	0	0
22	Brandon Jones	S	6-1	190	04/02/98	27	6	Texas	Nacogdoches, Texas	UFA (Mia.)-'24	0	0	0	0
76	Calvin Throckmorton	G	6-5	311	08/16/96	29	6	Oregon	Bellevue, Wash.	UFA (Ten.)-'24	0	0	0	0
27	J.K. Dobbins	RB	5-10	215	12/17/98	27	6	Ohio State	La Grange, Texas	UFA (LAC)-'25	0	0	0	0
40	Justin Strnad	ILB	6-3	235	08/21/96	29	6	Wake Forest	Palm Harbor, Fla.	D5-'20	1	0	0	0
97	Malcolm Roach	DT	6-3	290	06/09/98	27	6	Texas	Baton Rouge, La.	UFA (N.O.)-'24	1	0	0	0
79	Matt Peart	T	6-7	315	06/11/97	28	6	Connecticut	Kingston, Jamaica	UFA (NYG)-'24	0	0	0	0
6	P.J. Locke	S	5-10	202	02/12/97	28	6	Texas	Beaumont, Texas	FA-'19	1	1	0	0
61	Sam Mustipher	C	6-2	332	08/13/96	29	6	Notre Dame	Owings Mills, Md.	PS (LAC)-'25	1	0	0	0
FIFTH SEASON (6)														
46	Adam Prentice	FB	6-0	245	01/16/97	29	5	South Carolina	Fresno, Calif.	FA-'25	1	0	0	0
81	Elijah Moore	WR	5-9	184	03/27/00	25	5	Mississippi	Fort Lauderdale, Fla.	FA-'25	0	0	0	1
0	Jonathon Cooper	OLB	6-4	257	01/08/98	28	5	Ohio State	Gahanna, Ohio	D7b-'21	1	1	0	0
2	Pat Surtain II	CB	6-2	202	04/14/00	25	5	Alabama	Plantation, Fla.	D1-'21	1	1	0	0
77	Quinn Meinerz	G	6-3	320	11/15/98	27	5	Wisconsin-Whitewater	Hartford, Wis.	D3a-'21	1	1	0	0
9	Talanoa Hufanga	S	6-0	200	02/01/00	25	5	Southern California	Corvallis, Ore.	UFA (S.F.)-'25	1	1	0	0
FOURTH SEASON (9)														
32	Delarrin Turner-Yell	S	5-11	200	12/16/99	26	4	Oklahoma	Hempstead, Texas	D5a-'22	0	0	0	0
29	Ja'Quan McMillian	CB	5-10	183	06/04/00	25	4	East Carolina	Winston-Salem, N.C.	CFA-'22	1	1	0	0
85	Lucas Krull	TE	6-6	260	07/11/98	27	4	Pittsburgh	Shawnee, Kan.	FA-'23	0	0	0	0
60	Luke Wattenberg	C	6-5	300	09/10/97	28	4	Washington	Trabuco Canyon, Calif.	D5c-'22	0	0	0	0
83	Michael Bandy	WR	5-10	190	12/05/97	28	4	San Diego	La Mirada, Calif.	UFA (LAC)-'23	0	0	0	0
48	Mitchell Fraboni	LS	6-2	223	10/28/96	29	4	Arizona State	Phoenix, Ariz.	FA-'22	1	0	0	0
15	Nik Bonitto	OLB	6-3	240	09/26/99	26	4	Oklahoma	Fort Lauderdale, Fla.	D2-'22	1	1	0	0
4	Sam Ehlinger	QB	6-2	225	09/30/98	27	4	Texas	Austin, Texas	UFA (Ind.)-'25	0	0	0	1
28	Tyler Badie	RB	5-8	194	02/07/99	26	4	Missouri	New Orleans, La.	PS (Bal.)-'22	1	0	0	0
THIRD SEASON (14)														
87	A.T. Perry	WR	6-5	205	10/25/99	26	3	Wake Forest	Lake Worth, Fla.	FA-'24	0	0	0	0
54	Alex Forsyth	C	6-4	312	02/13/99	26	3	Oregon	West Linn, Ore.	D7-'23	1	1	0	0
63	Alex Palczewski	T	6-6	315	08/03/99	26	3	Illinois	Mount Prospect, Ill.	CFA-'23	1	0	0	0
42	Deuce Vaughn	RB	5-5	185	11/02/01	24	3	Kansas State	Round Rock, Texas	FA-'25	0	0	0	0
26	Devon Key	S	6-0	208	10/28/97	28	3	Western Kentucky	Lexington, Ky.	FA-'22	1	0	0	0
41	Drew Sanders	LB	6-5	233	12/31/00	25	3	Arkansas	Denton, Texas	D3a-'23	0	0	0	0
96	Eyiomu Uwazurike	DL	6-6	320	05/06/98	27	3	Iowa State	Detroit, Mich.	D4b-'22	1	0	0	0
34	JL Skinner	S	6-4	220	04/16/01	24	3	Boise State	San Diego, Calif.	D6-'23	1	0	0	0
38	Jaleel McLaughlin	RB	5-9	183	09/10/00	25	3	Youngstown State	Raleigh, N.C.	CFA-'23	1	0	0	0
19	Marvin Mims Jr.	WR	5-11	184	03/19/02	23	3	Oklahoma	Frisco, Texas	D2-'23	1	0	0	0
91	Matt Henningsen	DL	6-3	291	07/09/99	26	3	Wisconsin	Menomonee Falls, Wis.	D6-'22	0	0	0	0
45	Nate Adkins	TE	6-3	252	07/09/99	26	3	South Carolina	Knoxville, Tenn.	CFA-'23	1	0	0	0
21	Riley Moss	CB	6-1	193	03/03/00	25	3	Iowa	Ankeny, Iowa	D3b-'23	1	1	0	0
30	Tanner McCalister	DB	5-11	191	01/27/00	25	3	Ohio State	Rockwell, Texas	FA-'25	0	0	0	0
SECOND SEASON (13)														
	Ben DiNucci	QB	6-3	209	11/24/96	29	2	James Madison	Wexford, Pa.	FA-'25	0	0	0	0
10	Bo Nix	QB	6-2	217	02/25/00	25	2	Oregon	Pinson, Ala.	D1-'24	1	1	0	0
5	Cody Schrader	RB	5-9	214	09/08/99	26	2	Missouri	St. Louis, Mo.	W (Hou.)-'25	0	0	0	0
92	Dondrea Tillman	OLB	6-4	247	04/30/98	27	2	Indiana, Pa.	Serling, Va.	FA-'24	1	0	0	0
73	Frank Crum	T	6-7	315	05/14/00	25	2	Wyoming	Laramie, Wyo.	CFA-'24	1	0	0	0
52	Jonah Elliss	OLB	6-2	246	04/03/03	22	2	Utah	Moscow, Idaho	D3-'24	1	0	0	0
94	Jordan Jackson	DL	6-5	285	01/30/98	27	2	Air Force	Jacksonville, Fla.	FA-'23	1	0	0	0
31	Kris Abrams-Draine	CB	5-11	178	10/04/01	24	2	Missouri	Mobile, Ala.	D5a-'24	1	0	0	0
56	Levellle Bailey	ILB	6-2	225	12/04/00	25	2	Fresno State	Sacramento, Calif.	CFA-'24	0	0	0	0
66	Nick Gargiulo	G	6-5	327	07/19/00	25	2	South Carolina	Yorktown Heights, N.Y.	D7b-'24	0	0	0	0
86	Patrick Murtagh	TE	6-6	250	02/11/00	25	2	International Pathway Program	Gold Coast, QLD.	FA-'25	0	0	0	0
35	Reese Taylor	CB	5-10	188	08/27/99	26	2	Purdue	Indianapolis, Ind.	FA-'23	0	0	0	1
11	Troy Franklin	WR	6-3	187	02/06/03	22	2	Oregon	East Palo Alto, Calif.	D4-'24	1	1	0	0
FIRST SEASON (1)														
90	Jordan Miller	NT	6-3	307	01/20/00	26	1	Southern Methodist	Jacksonville, Fla.	CFA-'24	0	0	0	0
ROOKIE (12)														
84	Caleb Lohner	TE	6-7	250	10/01/01	24	R	Utah	Flower Mound, Texas	D7-'25	0	0	0	1
33	Jaden Robinson	CB	6-0	193	11/14/00	25	R	Oregon State	Auburn, Wash.	CFA-'25	0	0	0	0
23	Jahdae Barron	CB	5-11	200	12/04/01	24	R	Texas	Austin, Texas	D1-'25	1	0	0	0
16	Jeremy Crawshaw	P	6-3	205	05/22/01	24	R	Florida	Emu Plains, New South Wales, Australia	D6-'25	1	0	0	0
59	Johnny Walker	OLB	6-3	250	12/12/01	24	R	Missouri	Tampa, Fla.	CFA-'25	0	0	0	0
55	Jordan Turner	ILB	6-1	231	12/13/01	24	R	Michigan State	Farmington Hills, Mich.	CFA-'25	1	0	0	0
47	Karene Reid	ILB	6-0	226	02/19/00	25	R	Utah	American Fork, Utah	CFA-'25	0	0	0	1
80	Kyrese Rowan	WR	5-10	185	01/25/01	24	R	Utah State	Ogden, Utah	CFA-'25	0	0	0	0
13	Pat Bryant	WR	6-3	200	12/10/02	23	R	Illinois	Jacksonville, Fla.	D3a-'25	1	1	0	0
51	Que Robinson	OLB	6-5	241	05/12/01	24	R	Alabama	Birmingham, Ala.	D4-'25	0	0	0	1





# EXPERIENCE



12	RJ Harvey	RB	5-9	208	02/04/01	24	R	Central Florida	Orlando, Fla.	D2-'25	1	1	0	0
95	Sal'vion Jones	DE	6-6	280	07/03/03	22	R	Louisiana State	Vacherie, La.	D3b-'25	0	0	0	1



# HOW THE BRONCOS WERE BUILT



YEAR	DRAFTED (22)	FREE AGENTS (18)	COLLEGE FREE AGENTS (6)	TRADES/WAIVERS (3)	PRACTICE SQUAD (2)
2017	T Garrett Bolles (1)				
2018	WR Courtland Sutton (2)				
2019		S P.J. Locke (FA-'19)			
2020	ILB Justin Strnad (5)				
2021	CB Pat Surtain II (1) G Quinn Meinerz (3a) OLB Jonathon Cooper (7b)				
2022	OLB Nik Bonitto (2) DL Eyioma Uwazurike (4)	LS Mitchell Fraboni (FA-'22) DT D.J. Jones (UFA S.F. -'22) S Devon Key (FA-'22) ILB Alex Singleton (UFA Phi. -'22)			RB Tyler Badie (PS Bal. -'22)
2023	WR Marvin Mims Jr. (2) CB Riley Moss (3b) S J.L. Skinner (6) C Alex Forsyth (7)	DL Zach Allen (UFA Ari. -'23) WR Lil'Jordan Humphrey (FA-'23) DL Jordan Jackson (FA-'23) T Mike McGlinchey (UFA S.F. -'23) QB Jarrett Stidham (UFA L.V. -'23) CB Reese Taylor (FA-'23)	TE Nate Adkins (CFA-'23) RB Jaleel McLaughlin (CFA-'23) T Alex Palczewski (CFA-'23)	K Wil Lutz (T N.O. -'23) TE Adam Trautman (T N.O. -'23)	
2024	QB Bo Nix (1) OLB Jonah Elliss (3) WR Troy Franklin (4) CB Kris Abrams-Draine (5a)	DT Malcolm Roach (UFA N.O. -'24) OLB Dondrea Tillman (FA-'24)	T Frank Crum (CFA-'24)	DL John Franklin-Myers (T NYJ -'24)	
2025	CB Jahdae Barron (1) RB R.J. Harvey (2) WR Pat Bryant (3a) DE Sai'vion Jones (3b) OLB Que Robinson (4) P Jeremy Cawshaw (6)	QB Sam Ehlinger (UFA Ind. -'25) TE Evan Engram (FA-'25) LB Dre Greenlaw (UFA S.F. -'25) S Talanoa Hufanga (UFA S.F. -'25) FB Adam Prentice (FA-'25)	ILB Karene Reid (CFA-'25) ILB Jordan Turner (CFA-'25)		C Sam Mustipher (PS LAC -'25)





## UPDATED AS OF JANUARY 20, 2026

### BY DATE

8/1/25 Signed LB Garret Wallow  
Waived DB Mario Goodrich

8/10/25 Signed DB Gregory Junior  
Waived/Injured DL Matt Henningsen

8/15/25 Signed DB Micah Abraham  
Waived/Injured DB Gregory Junior

8/17/25 Signed FB Adam Prentice  
Placed G Nick Gargiulo on injured reserve

8/20/25 Signed DT Michael Dwumfour  
Waived ILB JB Brown  
Acquired a 2026 fourth-round pick and a 2027 seventh-round selection from New Orleans in exchange for WR Devaughn Vele

8/25/25 Waived DB Micah Abraham  
Waived WR Joaquin Davis  
Waived DT Michael Dwumfour  
Waived OLB Andrew Farmer  
Waived CB Joshua Pickett  
Waived T/G Xavier Truss  
Waived G Clay Webb

8/26/25 Placed FB Michael Burton on Injured Reserve  
Placed LB Drew Sanders on Injured Reserve  
Placed DT Kristian Williams on Waived/injured  
Released QB Sam Ehlinger  
Released S Sam Franklin  
Released FB Adam Prentice  
Released G Calvin Throckmorton  
Released LB Garret Wallow  
Waived ILB Levelle Bailey  
Waived WR Michael Bandy  
Waived T Marques Cox  
Waived RB Audric Estime  
Waived WR Courtney Jackson  
Waived TE Caleb Lohner  
Waived CB Damarri Mathis  
Waived G Joe Michalski  
Waived DT Jordan Miller  
Waived OLB Garrett Nelson  
Waived DB Quinton Newsome  
Waived WR Jerjuan Newton  
Waived WR A.T. Perry  
Waived TE Caden Prieskorn  
Waived CB Jaden Robinson  
Waived WR Kyrese Rowan  
Waived G Will Sherman  
Waived DB Keidron Smith  
Waived DB Reese Taylor  
Waived LB Jordan Turner  
Waived S Delarrin Turner-Yell  
Waived RB Blake Watson

8/27/25 Signed ILB Levelle Bailey to practice squad  
Signed WR Michael Bandy to practice squad  
Signed QB Sam Ehlinger to practice squad  
Signed TE Caleb Lohner to practice squad  
Signed C Joe Michalski to practice squad  
Signed NT Jordan Miller to practice squad  
Signed CB Quinton Newsome to practice squad  
Signed WR A.T. Perry to practice squad  
Signed FB Adam Prentice to practice squad  
Signed CB Jaden Robinson to practice squad

Signed DB Keidron Smith to practice squad  
Signed CB Reese Taylor to practice squad  
Signed G Calvin Throckmorton to practice squad  
Signed ILB Jordan Turner to practice squad  
Signed S Delarrin Turner-Yell to practice squad  
Signed LB Garret Wallow to practice squad

8/28/25 Signed TE Patrick Murtagh to practice squad

9/2/25 Released DB Quinton Newsome from practice squad

9/3/25 Signed WR Thayer Thomas to practice squad

9/6/25 Promoted QB Sam Ehlinger  
Elevated ILB Levelle Bailey  
Elevated FB Adam Prentice  
Placed DT Malcolm Roach on injured reserve

9/9/25 Signed RB Deuce Vaughn to practice squad

9/13/25 Elevated FB Adam Prentice  
Elevated ILB Garret Wallow

9/20/25 Elevated FB Adam Prentice  
Elevated ILB Garret Wallow  
Placed LB Dre Greenlaw on injured reserve

9/24/25 Signed FB Adam Prentice to active roster  
Signed DB A.J. Woods to practice squad

9/29/25 Elevated LB Garret Wallow

10/4/25 Promoted LB Garret Wallow  
Placed TE Lucas Krull on injured reserve

10/6/25 Signed WR Samori Toure to practice squad

10/11/25 Elevated T Calvin Throckmorton  
Activated DL Malcolm Roach from injured reserve  
Placed G Ben Powers on injured reserve

10/14/25 Signed DB J.T. Gray  
Promoted G Calvin Throckmorton  
Signed OLB Garrett Nelson to practice squad  
Signed OL Karsen Barnhart to practice squad  
Placed T Matt Peart on injured reserve  
Placed LB Garret Wallow on injured reserve

10/17/25 Released QB Sam Ehlinger

10/18/25 Activated LB Dre Greenlaw from injured reserve  
Signed QB Sam Ehlinger to practice squad  
Released WR Thayer Thomas  
Released DB A.J. Woods

10/21/25 Released OL Karsen Barnhart  
Placed LB Dre Greenlaw on Reserve/Suspended

10/22/25 Promoted QB Sam Ehlinger  
Signed T Marques Cox to practice squad  
Signed WR Kyrese Rowan to practice squad

10/25/25 Elevated ILB Jordan Turner

10/28/25 Released QB Sam Ehlinger  
Released LB Garrett Nelson from practice squad  
Released WR Samori Toure from practice squad

10/29/25 Signed QB Sam Ehlinger to practice squad  
Signed TE Mercedes Lewis to practice squad

11/1/25 Elevated WR Michael Bandy  
Elevated TE Mercedes Lewis

11/2/25 Signed OLB Garrett Nelson to practice squad

11/4/25 Released DB J.T. Gray with injury waiver

11/6/25 Promoted WR Michael Bandy  
Elevated TE Mercedes Lewis  
Elevated CB Reese Taylor

11/11/25 Signed T Geron Christian  
Placed ILB Karene Reid on injured reserve

Waived WR Michael Bandy  
Released T Marques Cox from practice squad

11/13/25 Signed WR Lil'Jordan Humphrey  
Signed WR Michael Bandy to practice squad

11/15/25 Promoted CB Reese Taylor  
Elevated TE Mercedes Lewis  
Elevated ILB Jordan Turner  
Activated LB Garret Wallow from injured reserve  
Placed RB J.K. Dobbins on injured reserve  
Waived WR Trent Sherfield Sr.

11/24/25 Signed K Wil Lutz to a three-year contract extension  
Signed T Marques Cox to practice squad

11/26/25 Signed C Luke Wattenberg to a four-year contract extension  
Signed DT Malcolm Roach to a three-year contract extension

12/2/25 Signed WR Elijah Moore to practice squad

12/6/25 Promoted TE Mercedes Lewis from practice squad  
Elevated ILB Jordan Turner from practice squad  
Waived LB Garret Wallow

12/9/25 Signed RB Sincere McCormick to practice squad  
Signed WR Kyrese Rowan to practice squad  
Released T Marques Cox

12/11/25 Waived TE Mercedes Lewis

12/13/25 Promoted ILB Jordan Turner  
Elevated WR Michael Bandy  
Elevated QB Sam Ehlinger  
Signed TE Mercedes Lewis to practice squad

12/15/25 Claimed RB Cody Schrader off waivers  
Placed S Brandon Jones on injured reserve

12/16/2 Release RB Sincere McCormick

12/17/25 Signed G Nash Jones to practice squad

12/18/25 Waived G Calvin Throckmorton

12/20/25 Signed G Calvin Throckmorton to practice squad  
Elevated QB Sam Ehlinger  
Elevated S Delarrin Turner-Yell

12/23/25 Placed S Delarrin Turner-Yell on practice squad/injured

12/25/25 Promoted G Calvin Throckmorton  
Promoted TE Mercedes Lewis  
Elevated ILB Levelle Bailey  
Elevated WR Michael Bandy  
Placed C Luke Wattenberg on injured reserve  
Waived RB Cody Schrader

12/26/25 Signed C Sam Mustipher off Chargers' practice squad  
Waived G Calvin Throckmorton

12/27/25 Signed RB Cody Schrader to practice squad

12/30/25 Signed G Calvin Throckmorton to practice squad

1/3/26 Elevated ILB Levelle Bailey

1/5/26 Promoted QB Sam Ehlinger  
Waived TE Mercedes Lewis  
Waived T Geron Christian

1/6/26 Signed DB Tanner McCalister to practice squad

1/7/26 Signed C Michael Deiter to practice squad  
Signed TE Mercedes Lewis to practice squad  
Signed T Geron Christian to practice squad  
Released G Nash Jones from practice squad  
Released C Joe Michalski from practice squad







1/16/26 Elevated TE Caleb Lohner  
Elevated WR Elijah Moore  
1/19/20 Signed QB Ben DiNucci to practice squad  
Released OLB Garrett Nelson from practice squad

## BY PLAYER

### ABRAHAM, Micah — DB

8/15/25 Signed  
8/25/25 Waived

### BAILEY, Levelle — ILB

8/26/25 Waived  
8/27/25 Signed to practice squad  
9/6/25 Elevated  
12/25/25 Elevated  
1/3/26 Elevated

### BANDY, Michael — WR

8/26/25 Waived  
8/27/25 Signed to practice squad  
11/1/25 Elevated  
11/6/25 Promoted  
11/11/25 Waived  
11/13/25 Signed to practice squad  
12/13/25 Elevated  
12/25/25 Elevated

### BARNHART, Karsen — OL

10/14/25 Signed to practice squad  
10/21/25 Released

### BROWN, JB — ILB

8/20/25 Waived

### BURTON, Michael — FB

8/26/25 Placed on injured reserve

### CHRISTIAN, Geron — T

11/11/25 Signed  
1/5/26 Waived  
1/7/26 Signed to practice squad

### COX, Marques — T

8/26/25 Waived  
10/22/25 Signed to practice squad  
11/11/25 Released from practice squad  
11/24/25 Signed to practice squad  
12/9/25 Released

### DAVIS, Joaquin — WR

8/25/25 Waived

### DEITER, Michael — C

1/7/26 Signed to practice squad

### DINUCCI, Ben — QB

1/19/26 Signed to practice squad

### DOBBINS, J.K. — RB

11/15/25 Placed on injured reserve

### DWUMFOUR, Michael — DT

8/20/25 Signed  
8/25/25 Waived

### EHLINGER, Sam — QB

8/26/25 Released  
8/27/25 Signed to practice squad  
9/6/25 Promoted to active roster  
10/17/25 Released  
10/18/25 Signed to practice squad  
10/22/25 Promoted  
10/28/25 Released  
10/29/25 Signed to practice squad

12/13/25 Elevated  
12/20/25 Elevated  
1/5/26 Promoted

### ESTIME, Audric — RB

8/26/25 Waived

### FARMER, Andrew — OLB

8/25/25 Waived

### FRANKLIN, Sam — S

8/26/25 Released

### GARGIULO, Nick — G

8/17/25 Placed on injured reserve

### GOODRICH, Mario — CB

6/18/25 Signed  
8/1/25 Waived

### GRAY, J.T. — DB

10/14/25 Signed  
11/4/25 Released with injury waiver

### GREENLAW, Dre — LB

9/20/25 Placed on injured reserve  
10/18/25 Activated from injured reserve  
10/21/25 Placed on Reserve/Suspended

### HENNINGSEN, Matt — DL

8/10/25 Waived/injured

### HUMPHREY, Lil'Jordan — WR

11/13/25 Signed to practice squad

### JACKSON, Courtney — WR

8/26/25 Waived

### JONES, Brandon — S

12/15/25 Placed on injured reserve

### JONES, Nash — G

12/16/25 Signed to practice squad  
1/7/26 Released from practice squad

### JUNIOR, Gregory — DB

8/10/25 Signed

### KRULL, Lucas — TE

10/4/25 Placed on injured reserve

### LEWIS, Mercedes — TE

10/29/25 Signed to practice squad  
11/1/25 Elevated  
11/6/25 Elevated  
11/15/25 Elevated  
12/6/25 Promoted  
12/11/25 Waived  
12/13/25 Signed to practice squad  
12/25/25 Promoted  
1/5/26 Waived  
1/7/26 Signed to practice squad

### LOHNER, Caleb — TE

8/26/25 Waived  
8/27/25 Signed to practice squad  
1/16/26 Elevated

### LUTZ, Wil — K

11/24/25 Signed to three-year contract extension

### MATHIS, Damarri — CB

8/26/25 Waived

### McCALISTER, Tanner — DB

1/6/26 Signed to practice squad

### McCORMICK, Sincere — RB

12/19/25 Signed to practice squad  
12/16/25 Released

### MICHALSKI, Joe — G

8/26/25 Waived  
8/27/25 Signed to practice squad  
1/7/26 Released from practice squad

### MILLER, Jordan — DT

8/26/25 Waived

### MOORE, Elijah — WR

12/2/25 Signed to practice squad  
1/16/26 Elevated

### MURTAGH, Patrick — TE

8/28/25 Signed

### MUSTIPHER, Sam — C

12/26/25 Signed off Chargers' practice squad

### NELSON, Garrett — OLB

8/26/25 Waived  
10/14/25 Signed to practice squad  
10/28/25 Released from practice squad  
11/2/25 Signed to practice squad  
1/19/26 Released from practice squad

### NEWSOME, Quinton — DB

8/26/25 Waived  
8/27/25 Signed to practice squad  
9/2/25 Released from practice squad

### NEWTON, Jerjuan — WR

8/26/25 Waived

### PEART, Matt — T

10/14/25 Placed on injured reserve

### PERRY, A.T. — WR

8/26/25 Waived  
8/27/25 Signed to practice squad

### PICKETT, Joshua — CB

8/25/25 Waived  
8/27/25 Signed to practice squad

### POWERS, Ben — G

10/11/25 Placed on injured reserve

### PRENTICE, Adam — FB

8/17/25 Signed  
8/26/25 Released  
9/6/25 Elevated  
9/13/25 Elevated  
9/20/25 Elevated  
9/24/25 Promoted to active roster

### PRIESKORN, Caden — TE

8/26/25 Waived  
8/27/25 Signed to practice squad

### REID, Karene — ILB

11/11/25 Placed on injured reserve

### ROACH, Malcolm — DT

9/6/25 Placed on injured reserve  
10/11/25 Activated from injured reserve  
11/26/25 Signed to a three-year contract extension

### ROBINSON, Jaden — CLB

8/26/25 Waived  
8/27/25 Signed to practice squad

### ROWAN, Kyrese — WR

8/26/25 Waived  
10/22/25 Signed to practice squad  
12/2/25 Released  
12/11/25 Signed to practice squad

### SANDERS, Drew — LB

8/26/25 Placed on injured reserve





## SCHRADER, Cody — RB

12/15/25 Claimed off waivers  
12/25/25 Waived  
12/27/25 Signed to practice squad

## SHERFIELD SR., Trent — WR

11/15/25 Waived

## SHERMAN, Will — G

8/26/25 Waived

## SMITH, Keidron — DB

8/26/25 Waived  
8/27/25 Signed to practice squad

## TAYLOR, Reese — CB

8/26/25 Waived  
8/27/25 Signed to practice squad  
11/6/25 Elevated  
11/15/25 Promoted

## THOMAS, Thayer — WR

9/3/25 Signed to practice squad  
10/18/25 Released

## THROCKMORTON, Calvin — G

8/26/25 Released  
8/27/25 Signed to practice squad  
10/11/25 Elevated  
10/14/25 Promoted  
12/18/25 Waived  
12/20/25 Signed to practice squad  
12/25/25 Promoted  
12/26/27 Waived  
12/30/25 Signed to practice squad

## TOURE, Samori — WR

10/6/25 Signed to practice squad  
10/28/25 Released

## TRUSS, Xavier — T/G

8/25/25 Waived

## TURNER, Jordan — LB

8/26/25 Waived  
8/27/25 Signed to practice squad  
10/25/25 Elevated  
11/15/25 Elevated  
12/6/25 Elevated  
12/13/25 Promoted

## TURNER-YELL, Delarrin — S

8/26/25 Waived  
8/27/25 Signed to practice squad  
12/20/25 Elevated  
12/23/25 Placed on practice squad/injured

## VAUGHN, Deuce — RB

9/9/25 Signed to practice squad

## VELE, Devaughn — WR

8/20/25 Traded

## WALLOW, Garret — LB

8/1/25 Signed  
8/26/25 Released  
8/27/25 Signed to practice squad  
9/13/25 Elevated  
9/20/25 Elevated  
9/29/25 Elevated  
10/4/25 Promoted  
10/14/25 Placed on injured reserve  
11/15/25 Activated from injured reserve  
12/6/25 Waived

## WATTENBERG, Luke — C

11/26/25 Signed to a four-year contract  
extension  
12/25/25 Waived

## WILLIAMS, Kristian — DT

8/26/25 Waived

## WATSON, Blake — RB

8/26/25 Waived

## WEBB, Clay — G

8/25/25 Waived

## WOODS, A.J. — DB

9/24/25 Signed to practice squad  
10/18/25 Released





# **PLAYER BIOGRAPHIES**





31 CB



## KRIS ABRAMS-DRAINE

HEIGHT/WEIGHT: 5-11/178

COLLEGE: Missouri

BIRTHDAY: Oct. 4, 2001

BORN: Mobile, Ala.

NFL EXPERIENCE: 2nd YR

BRONCOS EXPERIENCE: 2nd YR

GP/GS: 22/3

ACQUIRED: D5a-'24

### AT A GLANCE

- A second-year cornerback who has appeared in 22 regular-season games (3 starts) and two postseason games for Denver, recording 32 tackles (21 solo), one interception (17 yds.), three passes defended and seven special-teams tackles.
- Played in 43 career games (34 starts) over four seasons (2020-23) at the University of Missouri.
- Recorded 135 tackles (103 solo), seven interceptions (9 yds.), 40 passes defended and one fumble recovery while also returning 29 kickoffs for 603 yards (20.8 avg.) with one touchdown during his collegiate career.
- Was named second-team All-America by the Associated Press and first-team All-SEC in 2023 after starting all 13 games played, totaling career highs in tackles (50), interceptions (4) and passes defended (16).
- Started all 12 games played in 2022, totaling 48 tackles (36 solo) and 14 passes defended while also totaling 99 yards on six kickoff returns (16.5 avg.).
- In 2021, made the transition to defensive back, starting 10-of-13 games played and leading the team with 10 passes defended along with three interceptions, 37 tackles (30 solo) and one fumble recovery.
- Attended Spanish Fort (Ala.) High School started 12-of-14 games as a senior, throwing for 723 yards with nine scores while also rushing for 1,745 yards with 19 touchdowns and returned two interceptions for touchdowns.
- Selected by the Broncos in the fifth round (145th overall) of the 2024 NFL Draft.

**2025:** Abrams-Draine appeared in all 17 regular-season games (2 starts) and one postseason contest for Denver, recording 24 tackles (16 solo) with one tackle for loss, one pass defended and six special-teams tackles... Posted a career-high eight tackles (4 solo) with one special teams stop vs. Dal. (10/26)... Registered seven tackles (5 solo) and one tackle for loss in the win at Hou. (11/2)... Made first start of the season vs. L.V. (11/6)... Started and tallied four tackles (3 solo) and one pass defended vs. K.C. (11/16).

**2024:** Abrams-Draine appeared in five games (1 start) for Denver after being selected in the fifth round (145th overall) of the 2024 NFL Draft, recording eight tackles (5 solo), one interception (17 yds.) and two passes defended... Made his NFL debut and played on defense and special teams vs. Cle (12/2)... Made first-career start and recorded three tackles (2 solo) along with one pass defended vs. Ind. (12/15)... Recorded four tackles (3 solo) and his first career interception (17 yds.) after picking off Chargers QB Justin Herbert at the goal line at LAC (12/19)... Played in his first career postseason game at Buf. (1/12) in the AFC Wild Card Playoff.

**COLLEGE:** Abrams-Draine started 34 of 43 games over four seasons at the University of Missouri... As a senior in 2023, started all 13 games played and totaled career highs in tackles (50), interceptions (4) and passes defended (16)... Was named second-team All-America by the Associated Press and first-team All-SEC in 2023 after leading the SEC and ranking fifth in the nation in passes defended (16) and third in the league in interceptions (4)... Started all 12 games played as a junior in 2022, totaling 48 tackles (36 solo) and 14 passes defended... His 14 passes defended were the second most in the SEC behind Alabama CB Kool-Aid McKinstry and tied for the ninth most in the country... Totaled 99 yards on six kickoff returns (16.5 avg.)... Made the transition to defensive back in 2021, starting 10-of-13 games played and leading the team with 10 passes defended along with three interceptions, 37 tackles (30 solo) and one fumble recovery... Also returned 21 kickoffs for 471 yards (22.4 avg.) with one touchdown... As a freshman in 2020, joined the Tigers has a wide receiver and appeared in five games.

**PERSONAL:** Abrams-Draine attended Spanish Fort (Ala.) High School, where he moved from quarterback to wide receiver during his senior season... As a senior, started 12-of-14 games and threw for 723 yards and nine scores while also rushing for 1,745 yards and 19 touchdowns... Also returned two interceptions for touchdowns as a senior... Finished second in the ASWA All-State Super 12 and was the runner-up for Mr. Football in Alabama... Kris Abrams-Draine was born on Oct. 4, 2001, in Mobile, Ala.

### Transactions

Signed by Denver as a draft choice 5/10/24.





Kris Abrams-Draine's NFL Regular Season Defensive Statistics

				TACKLES								INTERCEPTIONS						O. FUMB				ST				MISC			
DATE	TEAM	GP	GS	TK	S	A	TFL	YDS	SK	YDS	QBH	NO	YDS	LG	TD	PD	FF	FR	TD	YDS	TK	S	A	FF	FR	S	A		
2024	DEN	5	1	8	5	3	0	0	0.0	0.0	0	1	17	17	0	2	0	0	0	0	1	0	1	0	0	0	0		
2025	DEN	17	2	24	16	8	1	1	0.0	0.0	0	0	0	0	0	1	0	0	0	0	6	5	1	0	0	0	0		
NFL TOTALS		22	3	32	21	11	1	1	0.0	0.0	0	1	17	17	0	3	0	0	0	0	7	5	2	0	0	0	0		

Kris Abrams-Draine's NFL Postseason Defensive Statistics

				TACKLES								INTERCEPTIONS						O. FUMB				ST				MISC			
DATE	TEAM	GP	GS	TK	S	A	TFL	YDS	SK	YDS	QBH	NO	YDS	LG	TD	PD	FF	FR	TD	YDS	TK	S	A	FF	FR	S	A		
2024	DEN	1	0	0	0	0	0	0	0.0	0.0	0	0	0	0	0	0	0	0	0	0	1	1	0	0	0	0	0		
2025	DEN	1	0	0	0	0	0	0	0.0	0.0	0	0	0	0	0	0	0	0	0	0	0	0	0	0	0	0	0		
NFL TOTALS		2	0	0	0	0	0	0	0.0	0.0	0	0	0	0	0	0	0	0	0	0	1	1	0	0	0	0	0		

SINGLE-GAME HIGHS: DEFENSIVE

Total Tackles	8 vs. Dallas Cowboys, Oct 26, 2025	Interceptions	1 at Los Angeles Chargers, Dec 19, 2024
Solo Tackles	5 at Houston Texans, Nov 02, 2025	Interception Return Yards	17 at Los Angeles Chargers, Dec 19, 2024
Passes Defensed	1 vs. Kansas City Chiefs, Nov 16, 2025	Special Teams Tackles	2 vs. Green Bay Packers, Dec 14, 2025
	...2 more at 1.		
Tackles For Loss	1 at Houston Texans, Nov 02, 2025		

2025 GAME-BY-GAME REGULAR-SEASON STATISTICS (DEN)

			TACKLES								INTERCEPTIONS					O. FUMB				ST				MISC					
DATE	OPPONENT	P/S	TK	S	A	SK	YDS	TFL	YDS	QBH	NO	YDS	LG	TD	PD	FF	FR	TD	YDS	TK	S	A	FF	FR	S	A	W/L	SCORE	
09/07	TEN	P	0	0	0	0.0	0.0	0	0	0	0	0	0	0	0	0	0	0	0	1	1	0	0	0	0	0	W	20-12	
09/14	at IND	P	0	0	0	0.0	0.0	0	0	0	0	0	0	0	0	0	0	0	0	1	1	0	0	0	0	0	L	28-29	
09/21	at LAC	P	0	0	0	0.0	0.0	0	0	0	0	0	0	0	0	0	0	0	0	0	0	0	0	0	0	0	L	20-23	
09/29	CIN	P	0	0	0	0.0	0.0	0	0	0	0	0	0	0	0	0	0	0	0	0	0	0	0	0	0	0	W	28-3	
10/05	at PHI	P	0	0	0	0.0	0.0	0	0	0	0	0	0	0	0	0	0	0	0	0	0	0	0	0	0	0	W	21-17	
10/12	at NYJ	P	0	0	0	0.0	0.0	0	0	0	0	0	0	0	0	0	0	0	0	1	1	0	0	0	0	0	W	13-11	
10/19	NYG	P	0	0	0	0.0	0.0	0	0	0	0	0	0	0	0	0	0	0	0	0	0	0	0	0	0	0	W	33-32	
10/26	DAL	P	8	4	4	0.0	0.0	0	0	0	0	0	0	0	0	0	0	0	0	1	1	0	0	0	0	0	W	44-24	
11/02	at HOU	P	7	5	2	0.0	0.0	1	1	0	0	0	0	0	0	0	0	0	0	0	0	0	0	0	0	0	W	18-15	
11/06	LV	S	0	0	0	0.0	0.0	0	0	0	0	0	0	0	0	0	0	0	0	0	0	0	0	0	0	0	W	10-7	
11/16	KC	S	4	3	1	0.0	0.0	0	0	0	0	0	0	0	1	0	0	0	0	0	0	0	0	0	0	0	W	22-19	
11/30	at WAS	P	1	0	1	0.0	0.0	0	0	0	0	0	0	0	0	0	0	0	0	0	0	0	0	0	0	0	W	27-26+	
12/07	at LV	P	1	1	0	0.0	0.0	0	0	0	0	0	0	0	0	0	0	0	0	0	0	0	0	0	0	0	W	24-17	
12/14	GB	P	0	0	0	0.0	0.0	0	0	0	0	0	0	0	0	0	0	0	0	2	1	1	0	0	0	0	W	34-26	
12/21	JAX	P	0	0	0	0.0	0.0	0	0	0	0	0	0	0	0	0	0	0	0	0	0	0	0	0	0	0	L	20-34	
12/25	at KC	P	0	0	0	0.0	0.0	0	0	0	0	0	0	0	0	0	0	0	0	0	0	0	0	0	0	0	W	20-13	
01/04	LAC	P	3	3	0	0.0	0.0	0	0	0	0	0	0	0	0	0	0	0	0	0	0	0	0	0	0	0	W	19-3	
2025 TOTALS		17-2	24	16	8	0.0	0.0	1	1	0	0	0	0	0	1	0	0	0	0	6	5	1	0	0	0	0	14-3		

+ - Overtime



UPDATED PLAYER BIOS




2025 GAME-BY-GAME POSTSEASON STATISTICS (DEN)

			TACKLES								INTERCEPTIONS					O. FUMB				ST				MISC				
DATE	OPPONENT	P/S	TK	S	A	SK	YDS	TFL	YDS	QBH	NO	YDS	LG	TD	PD	FF	FR	TD	YDS	TK	S	A	FF	FR	S	A	W/L	SCORE
01/17	BUF	P	0	0	0	0.0	0.0	0	0	0	0	0	0	0	0	0	0	0	0	0	0	0	0	0	0	0	W	33-30+
2025 TOTALS		1-0	0	0	0	0.0	0.0	0	0	0	0	0	0	0	0	0	0	0	0	0	0	0	0	0	0	0	1-0	

+ - Overtime







45 TE



## NATE ADKINS

**HEIGHT/WEIGHT:** 6-3 / 252

**COLLEGE:** South Carolina

**BIRTHDAY:** Jul. 9, 1999

**BORN:** Knoxville, Tenn.

**NFL EXPERIENCE:** 3rd YR

**BRONCOS EXPERIENCE:** 3rd YR

**GP/GS:** 36/17

**ACQUIRED:** CFA-'23

### AT A GLANCE

- A third-year tight end who has appeared in 36 regular-season games (17 starts) and one postseason game (1 start) for the Broncos from 2023-25, catching 24 passes for 185 yards (7.7 avg.) with four touchdowns as well as making seven special-teams tackles.
- Appeared in two postseason games with Denver in 2024-25, catching one pass for one yard.
- Tied Ron Egloff for the most touchdowns by an undrafted tight end (4) in team history.
- In 2024, started 10-of-17 regular-season games played and totaled 14 receptions for 115 yards (8.2 avg.) with three touchdowns.
- Appeared in 56 career collegiate games (37 starts) between East Tennessee State (2018-21) and South Carolina (2022).
- Recorded 86 catches for 917 yards (10.7 avg.) with four touchdowns during his career.
- Started 9-of-13 games played with the Gamecocks in 2022, totaling 13 receptions for 168 yards (12.9 avg.).
- Earned second-team All-SoCon honors in his final season at East Tennessee in 2021 after starting 11-of-13 games and totaling 33 catches for 357 yards (10.2 avg.) with one touchdown.
- Garnered first-team All-SoCon honors for the second consecutive year in 2020 and posted 10 receptions for 101 yards (10.1 avg.) in six games (4 starts) played for the Buccaneers.
- Voted first-team All-SoCon in 2019 after starting all 12 games played and catching 25 passes for 241 yards (9.6 avg.) with two touchdowns.
- Attended Bearden High School (Knoxville, Tenn.), where he was three-time all-conference selection.
- Tallied 76 tackles, 14 tackles for loss, six sacks and one fumble recovery as a senior.
- Entered the NFL as a college free agent with the Broncos on May 12, 2023.

**2025:** Adkins has appeared in six regular-season games (3 starts) for Denver, recording six receptions for 48 yards with one touchdown... Caught two passes for five yards (2.5 avg.) and made one special-teams tackle vs. Cin. (9/29)... Recorded two receptions for 23 yards (11.5 avg.) with one touchdown at NYJ (10/12)... His score tied TE Ron Egloff for the most touchdown catches (4) by an undrafted tight end in Broncos team history... Recorded two receptions for 20 yards (10.0 avg.) vs. NYG (10/19).

**2024:** Adkins appeared in all 17 games (10 starts) and totaled 14 receptions for 115 yards (8.2 avg.) with three scores... Caught his first career touchdown after a three-yard grab vs. Car. (10/27)... Made two special-teams tackles at Bal. (11/3)... Caught his second career touchdown pass from QB Bo Nix on a 12-yard grab vs. Atl. (11/17)... Caught his third career touchdown pass on a 15-yard snag vs Ind. (12/15)... Tallied two receptions for 18 yards at LAC (12/19)... Recorded career highs with three receptions for 25 yards (8.3 avg.) vs K.C. (1/5)... Started his first postseason contest with Denver in the AFC Wild Card Round at Buf. (1/12).

**2023:** Adkins appeared in 10 games (1 start) during his rookie year after signing with Denver as a college free agent, catching four passes for 22 yards (5.5 avg.) as well as making one special-teams tackle... Made his NFL debut vs. Was. (9/17)... Caught his first NFL pass from QB Russell Wilson, carrying it for an 11-yard gain at Mia. (9/24)... Caught two passes for eight yards (4.0 avg.) at Chi. (10/1)... Recorded his first career special-teams tackle and also made a three-yard catch in the win vs. G.B. (10/22)... Made his first career start vs. Min. (11/19).

**COLLEGE:** Adkins appeared in 56 games (37 starts) between the University of South Carolina (2022) and East Tennessee State (2018-21)... Recorded 86 catches for 917 yards (10.7 avg.) with four touchdowns during his career... In his lone season with South Carolina, started 9-of-13 games, totaling 13 receptions for 168 yards (12.9 avg.) and also rushed one time for one yard... Earned second-team All-SoCon honors in 2021 after starting 11-of-13 games for East Tennessee State University, totaling 33 receptions for 357 yards (10.2 avg.) with one touchdown... Helped the Buccaneers rank in the Top-10 in the FCS as a senior... Appeared in six games (4 starts) in 2020, producing 10 catches for 101 yards (10.1 avg.) to earn first-team All-SoCon honors for the second consecutive season... Was voted All-SoCon first team in 2019 after starting all 12 games played and catching 25 passes for 241 yards (9.6 avg.) with two touchdowns

**PERSONAL:** Adkins attended Bearden High School in Knoxville, Tenn., where he was a three-time all-conference selection... Totaled 76 tackles, 14 tackles for loss, six sacks and one fumble recovery as a senior... Also played offensive tackle... Also lettered in baseball, where he was named all-conference once... Nate Adkins was born on July 9, 1999, in Knoxville, Tenn.

### Transactions



# UPDATED PLAYER BIOS



Signed by Denver as a college free agent 5/12/23.

Nate Adkins' NFL Regular Season Rushing/Receiving Statistics

DATE	TEAM	GP	GS	RECEIVING					RUSHING				
				NO.	YDS.	AVG.	LG	TD	NO.	YDS.	AVG.	LG	TD
2023	DEN	10	1	4	22	5.5	11	0	0	0	0.0	0	0
2024	DEN	17	10	14	115	8.2	16	3	0	0	0.0	0	0
2025	DEN	9	6	6	48	8.0	16t	1	0	0	0.0	0	0
NFL TOTALS		36	17	24	185	7.7	16T	4	0	0	0.0	0	0

Nate Adkins' NFL Postseason Rushing/Receiving Statistics

DATE	TEAM	GP	GS	RECEIVING					RUSHING				
				NO.	YDS.	AVG.	LG	TD	NO.	YDS.	AVG.	LG	TD
2024	DEN	1	1	0	0	0.0	0	0	0	0	0.0	0	0
2025	DEN	1	0	1	1	1.0	1	0	0	0	0.0	0	0
NFL TOTALS		2	1	1	1	1.0	1	0	0	0	0.0	0	0

## SINGLE-GAME HIGHS: RECEIVING

Receptions	3 vs. Kansas City Chiefs, Jan 05, 2025	Receiving TDs	1 at New York Jets, Oct 12, 2025
Receiving Yards	25 vs. Kansas City Chiefs, Jan 05, 2025		...3 more at 1.
Receiving Average	8.3 vs. Kansas City Chiefs, Jan 05, 2025	All-Purpose Yards	25 vs. Kansas City Chiefs, Jan 05, 2025
Longest Receptions	16t at New York Jets, Oct 12, 2025	Special Teams Tackles	2 at Baltimore Ravens, Nov 03, 2024
	...1 more at 16.	Most TDs	1 at New York Jets, Oct 12, 2025
			...3 more at 1.

## SINGLE-GAME HIGHS - POSTSEASON: RECEIVING

Receiving Yards	1 vs. Buffalo Bills, Jan 17, 2026	All-Purpose Yards	1 vs. Buffalo Bills, Jan 17, 2026
Longest Receptions	1 vs. Buffalo Bills, Jan 17, 2026		



# UPDATED PLAYER BIOS



## 2025 GAME-BY-GAME REGULAR-SEASON STATISTICS (DEN)

DATE	OPPONENT	P/S	RECEIVING					RUSHING					W/L	SCORE
			NO.	YDS.	AVG.	LG	TD	NO.	YDS.	AVG.	LG	TD		
09/07	TEN		ON INACTIVE LIST										W	20-12
09/14	at IND		ON INACTIVE LIST										L	28-29
09/21	at LAC	P	0	0	0.0	0	0	0	0	0.0	0	0	L	20-23
09/29	CIN	S	2	5	2.5	7	0	0	0	0.0	0	0	W	28-3
10/05	at PHI	S	0	0	0.0	0	0	0	0	0.0	0	0	W	21-17
10/12	at NYJ	S	2	23	11.5	16t	1	0	0	0.0	0	0	W	13-11
10/19	NYG	P	2	20	10.0	15	0	0	0	0.0	0	0	W	33-32
10/26	DAL	P	0	0	0.0	0	0	0	0	0.0	0	0	W	44-24
11/02	at HOU		ON INACTIVE LIST										W	18-15
11/06	LV		INACTIVE										W	10-7
11/16	KC		ON INACTIVE LIST										W	22-19
11/30	at WAS		ON INACTIVE LIST										W	27-26+
12/07	at LV		ON INACTIVE LIST										W	24-17
12/14	GB	S	0	0	0.0	0	0	0	0	0.0	0	0	W	34-26
12/21	JAX	S	0	0	0.0	0	0	0	0	0.0	0	0	L	20-34
12/25	at KC		INACTIVE										W	20-13
01/04	LAC	S	0	0	0.0	0	0	0	0	0.0	0	0	W	19-3
<b>2025 TOTALS</b>		<b>9-6</b>	<b>6</b>	<b>48</b>	<b>8.0</b>	<b>16T</b>	<b>1</b>	<b>0</b>	<b>0</b>	<b>0.0</b>	<b>0</b>	<b>0</b>	<b>14-3</b>	

+ - Overtime


## 2025 GAME-BY-GAME POSTSEASON STATISTICS (DEN)

DATE	OPPONENT	P/S	RECEIVING					RUSHING					W/L	SCORE
			NO.	YDS.	AVG.	LG	TD	NO.	YDS.	AVG.	LG	TD		
01/17	BUF	P	1	1	1.0	1	0	0	0	0.0	0	0	W	33-30+
<b>2025 TOTALS</b>		<b>1-0</b>	<b>1</b>	<b>1</b>	<b>1.0</b>	<b>1</b>	<b>0</b>	<b>0</b>	<b>0</b>	<b>0.0</b>	<b>0</b>	<b>0</b>	<b>1-0</b>	

+ - Overtime







**99 DL**



## ZACH ALLEN

**HEIGHT/WEIGHT:** 6-4 / 281

**BIRTHDAY:** Aug. 20, 1997

**NFL EXPERIENCE:** 7th YR

**GP/GS:** 95/85

**COLLEGE:** Boston College

**BORN:** New Canaan, Conn.

**BRONCOS EXPERIENCE:** 3rd YR

**ACQUIRED:** UFA (Ari.)-'23

### AT A GLANCE

- A seventh-year All-Pro defensive lineman who has appeared in 95 regular-season games (85 starts) with Arizona (2019-22) and Denver (2023-25), totaling 297 tackles (152 solo), 32.0 sacks (201.0 yds.), one interception (25 yds.), 23 passes defended, one forced fumble, three fumble recoveries (1 TD) and blocked one field goal.
- Totaled 14 tackles (8 solo) and 1.5 sacks (11.5 yds.) in three postseason games with Arizona and Denver.
- Became just the eighth defensive lineman in team history to be named an All-Pro from the Associated Press and the first since defensive tackle Trevor Pryce in 2001.
- Ranks 13th in tackles (254), tied for seventh in fumble recoveries (3) and tied for fourth in passes defended (20) among all NFL interior defensive linemen since 2021.
- Recorded 7.0 sacks on the season, which is the most among all NFL interior defensive linemen.
- Has totaled 104 quarterback hits since joining the Broncos in 2023 to pace the entire NFL in that span.
- From 2024-25, joined former NFL DE J.J. Watt (2012-14) as the second defensive lineman to record 40 quarterback hits in back-to-back seasons since 2006 when the stat was first officially recorded.
- Sits as 1-of-5 interior defensive linemen to recorded at least one pass defended in each of the last six years.
- Earned his first career All-Pro honors after being named to the second team by the AP in 2024 after setting career highs with 61 tackles (32 solo) along with 8.5 sacks (35.5 yds.), 40 quarterback hits and one pass defended.
- Became just the seventh interior defensive lineman to record at least two sacks in every season since 2020 after taking down Jets QB Justin Fields in Week 6 (10/12).
- In his first season in Denver in 2023, set a then-career high with 60 tackles (27 solo) along with five sacks (44.5 yds.), one pass defended and one forced fumble in 17 starts.
- Tied for the most passes defended (8) among all NFL defensive ends while also producing a career-high 5.5 sacks (40.5 yds.) to go along with 47 tackles (23 solo) in 13 starts in 2022.
- Appeared in a career-high 15 games (14 starts) in 2021, producing career highs with 48 tackles (30 solo), one interception (25 yds.) and three fumble recoveries (1 TD) along with four sacks (16 yds.) and four passes defended.
- Made 35 tackles (20 solo), two sacks (18 yds.) and three passes defended in 13 games (7 starts) in 2020.
- Appeared in 50 games in four seasons at Boston College (2015-18), totaling 199 tackles (106 solo), 18.5 sacks (115 yds.), two interceptions, 16 passes defended, one forced fumble, four fumble recoveries and two blocked kicks.
- Named second-team All-ACC after starting all 12 games as a senior in 2018, totaling 61 tackles (26 solo), 6.5 sacks (36 yds.), one interception, eight passes defended, one forced fumble, two fumble recoveries and two blocked kicks.
- Started all 13 games and was one-of-two defensive linemen nationally with 100+ tackles in 2017, earning All-ACC honorable mention.
- Selected by the Cardinals in the third round (65th overall) of the 2019 NFL Draft.
- Signed by Denver as an unrestricted free agent on March 15, 2023.

**2025:** Allen has started all 17 regular-season games for Denver, recording 38 tackles (14 solo) with seven sacks (46.5 yds.), four tackles for loss, six passes defended while adding a career-high 47 quarterback hits... Came up with a crucial third-down sack (11 yds.) of Titans QB Cam Ward in the fourth quarter to push the Titans out of field goal range vs. Ten. (9/7)... Tallied five tackles (1 solo) with a pair of quarterback hits at Ind. (9/14)... Recorded half a sack (1 yd.) of Eagles QB Jalen Hurts on third down (split with OLB Nik Bonitto) at Phi. (10/5)... Notched a sack of Jets QB Justin Fields (4.5 yds.) while tallying a trio of quarterback hits and one pass defended at NYJ (10/12)... Registered four tackles (1 solo) and two passes defended while taking down Giants QB Jaxson Dart (2 yds.) for a half sack (split with OLB Jonathon Cooper)... Added his fourth sack of the season on Cowboys QB Dak Prescott (2 yds.) in the fourth quarter vs. Dal. (10/26) while also totaling four quarterback hits... Came up with a critical third down sack of Texans QB C.J. Stroud (9 yds.) to force a missed field goal attempt while adding a season-high five tackles (4 solo) and two passes defended at Hou. (11/2)... With one sack in the game against Houston, DL Zach Allen is 1-of-7 players to total at least five sacks in each of the last four seasons (2022-25)... Recorded a pair of half sacks on Raiders QB Geno Smith (5.5 yds.) and totaled four tackles (1 solo) along with one pass defended vs. L.V. (11/6)... With one sack against the Raiders, DL Zach Allen became the first Bronco since DE Alfred Williams in 1996 to record a sack in six consecutive games... His pass defended marked the second time this season he recorded one pass breakup in consecutive games... Reached the backfield for a





critical fourth down half sack (split with OLB Jonathon Cooper) in the fourth quarter on Packers QB Jordan Love (5.5 yds.) while finishing with a pair of tackles in the win vs. G.B. (12/14)... With his six quarterback hits vs. G.B. (12/14)—tying his career high in a game—and 0.5 sacks, became just the second defensive lineman since the stat was first recorded in 2006 to tally at least 40 quarterback hits in back-to-back seasons, joining former NFL DE J.J. Watt (2012-14)... Registered a half sack (split with OLB Nik Bonitto) on Chargers QB Trey Lance (6 yds.) in the win vs. LAC (1/4) to bring his season total to at least 7.0 sacks for the second straight season.

**2024:** Allen earned his first career All-Pro honors from the Associated Press after being named to the second team... Became just the eighth defensive lineman in team history to be named an All-Pro from the AP and the first since defensive tackle Trevor Pryce in 2001... Started 16 games for Denver, totaling a career-high 61 tackles (32 solo) with a career-high 8.5 sacks (35.5 yds.), 40 quarterback hits and one pass defended... Totaled four tackles (2 solo), one sack (1 yd.) and four quarterback hits vs. Pit. (9/15)... Marked a career-high eight total pressures according to the NFL's Next Gen Stats against the Steelers... Recorded three tackles (1 solo), including one sack (1 yd.), at T.B. (9/22)... Totaled five tackles (4 solo) including three quarterback hits at NYJ (9/29)... Tallied seven tackles (5 solo), one sack (7 yds.) and two quarterback hits vs. L.V. (10/6)... Registered a season-high eight tackles (5 solo) and a half sack (OLB Jonathon Cooper) vs. LAC (10/13)... Tallied three tackles (1 solo), a half sack (OLB Jonah Elliss) and three quarterback hits at N.O. (10/17)... Nabbed four tackles (1 solo), three quarterback hits and one pass defended, including recording one sack of Chiefs QB Patrick Mahomes (6 yds.) to force a punt on Kansas City's opening drive at K.C. (11/10)... Nabbed five tackles (2 solo) and four quarterback hits vs. Cle. (12/2)... Recorded a career-high 3.5 sacks of Bengals QB Joe Burrow (13.5 yds.) along with seven tackles (2 solo), two tackles for loss and six quarterback hits at Cin. (12/28)... His 40 total quarterback hits in 2024 were the most in the NFL... Started in the AFC Wild Card Playoff at Buf. (1/12), recording five tackles (4 solo) and his first career postseason sack (8 yds.) of Bills QB Josh Allen.

**2023:** Allen started all 17 games in his first season with Denver, totaling 60 tackles (27 solo), five sacks (44.5 yds.), one pass defended and one forced fumble... Made his Broncos debut vs. L.V. (9/10), totaling five tackles (2 solo), including one quarterback hit and one tackle for loss... Made seven tackles (3 solo) along with two tackles for loss at Mia. (9/24)... Posted four assisted tackles—including assisting on a sack (4 yds.)—and produced two quarterback hits in the comeback victory at Chi. (10/1)... Recorded his first career forced fumble along with five tackles (4 solo) and one sack (12 yds.) vs. NYJ (10/8)... Sacked Chiefs' QB Patrick Mahomes for an 11-yard loss and also totaled four tackles (2 solo) at K.C. (10/12)... Registered four tackles (3 solo) and one quarterback hit in the win vs. G.B. (10/22)... Totaled four tackles (3 solo), 0.5 sacks (3.5 yds.) and one tackle for loss in the win vs. K.C. (10/29)... Made five tackles (3 solo), including one tackle for loss and two quarterback hits, in the win vs. Min. (11/19)... Assisted OLB Nik Bonitto on a sack for a safety in the win vs. Cle. (11/26)... Assisted on one sack (1.5 yds.) and also made six tackles (2 solo) at Hou. (12/3)... Recorded one sack (10 yds.) and three quarterback hits at LAC (12/10)... Recorded his first career field goal block and also made two tackles (1 solo) vs. LAC (12/31)... Made six tackles (1 solo) and had one quarterback hit at L.V. (1/7).

**2022:** Allen had a career-high 5.5 sacks (40.5 yds.) and eight passes defended to go along with 47 tackles (23 solo) in 13 starts... Tied for first among defensive ends in passes defended (8) and was the only player in the NFL to total at least five sacks and eight pass breakups... Posted a pass defended and two tackles (1 solo) at L.V. (9/18)... Registered a career-high three passes defended along with a nine-yard sack and six tackles (3 solo) at Car. (10/2)... Notched sacks in back-to-back games, recording one sack (11 yds.) while posting a pass defended and eight tackles (5 solo) vs. Phi. (10/9)... Had three tackles (2 solo) and a pass defended vs. N.O. (10/20)... Produced 0.5 sacks (2.5 yds.) and five tackles (2 solo) vs. Sea. (11/6)... Tallied a four-yard sack along with four tackles (2 solo) at LAR (11/13)... Broke up one pass and made two tackles (1 solo) and one sack (4 yds.) vs. LAC (11/27)... Brought down Patriots QB Mac Jones for a 10-yard loss and also made two solo tackles and one pass defended vs. N.E. (12/12)... Was inactive for Games 14-17.

**2021:** Allen appeared in 15 games (14 starts), producing career marks of 48 tackles (30 solo), one interception (25 yds.) and three fumble recoveries (1 TD) along with four sacks (16 yds.) and four passes defended... Recovered his first career fumble and made two solo tackles at Jac. (9/26)... Totaled five tackles (4 solo) and had a six-yard sack vs. S.F. (10/10)... Recorded a quarterback takedown in his second straight game while making six tackles (2 solo) vs. G.B. (10/28)... Broke up his fourth career pass and made a solo tackle at S.F. (11/7)... Tallied five tackles (4 solo) and recovered his second career fumble vs. Car. (11/14)... Posted one pass defended and made five tackles (3 solo) at Sea. (11/21)... Intercepted his first career pass for 25 yards while registering one sack and four tackles (1 solo) at Chi. (12/5)... Sacked the quarterback in back-to-back games for the second time in 2021 after bringing down Rams QB Matthew Stafford for 10 yards and made four tackles (3 solo) vs. LAR (12/13)... Made two tackles (1 solo) and had one pass defended at Dal. (1/2)... Scored his first career defensive touchdown after recovering a fumble from Seahawks QB Russell Wilson and returned it 16 yards while also totaling three tackles (2 solo) vs. Sea. (1/9)... Started the Cardinals' NFC Wild Card game at LAR (1/17), finishing with four tackles (1 solo).

**2020:** Allen made 35 tackles (20 solo), two sacks (18 yds.) and three passes defended in 13 games (7 starts)... Recorded his first career sack for four yards along with two solo tackles at S.F. (9/13)... Made four tackles (1 solo) at Car. (10/4)... Broke up his first career pass along with making three tackles (1 solo) at NYG (12/13)... Set a career-high 11 tackles (6 solo) along with one sack (14 yds.) and one pass defended vs. Phi. (12/20)... Made five tackles (3 solo) and broke up a pass at LAR (1/3)... Missed Games 8-10 after being placed on injured reserve (ankle) on Oct. 27.

**2019:** Allen played in four games (1 start) during his rookie season after being drafted in the third round (65th overall) by Arizona, totaling eight tackles (6 solo) on the season... Made his NFL debut and first career start vs. Det. (9/8), posting three solo tackles... Had his second three tackle game (2 solo) vs. Car. (9/22)... Was inactive for Games 5-10... Missed the final six games after being placed on injured reserve (neck) on Nov. 13.

**COLLEGE:** Allen appeared in 50 games in four seasons at Boston College (2015-18), totaling 199 tackles (106 solo), 18.5 sacks (115 yds.), two interceptions, 16 passes defended, one forced fumble, four fumble recoveries and two blocked kicks... Named second-team All-ACC after starting all 12 games as a senior in 2018, totaling 61 tackles (26 solo), 6.5 sacks (36 yds.), one interception, eight passes defended, one forced fumble, two fumble recoveries and two blocked kicks... Earned ACC Defensive Player of the Week honors after recording seven tackles and a sack while also blocking a kick vs. Louisville (10/13/18)... Was named ACC Defensive Player of the Week for the second time in 2018 after blocking another kick along with a pass defended, six tackles and a sack at Florida State (11/17/18)... Started all 13 games and was one-of-two defensive linemen nationally with 100+ tackles in 2017, earning All-ACC honorable mention... Finished the year with 100



# UPDATED PLAYER BIOS



tackles (47 solo), six sacks (37 yds.), one interception and four passes defended... Was named ACC Defensive Player of the Week for the first time in his career after totaling 14 tackles, including three tackles for loss, vs. Virginia Tech (10/7/17)... Played all 13 games (1 start) in 2016, registering 36 tackles (19 solo), six sacks (42 yds.), four passes defended and two fumble recoveries.

**PERSONAL:** Allen attended New Canaan (Conn.) High School, where he was named the 2014 Connecticut Gatorade Player of the Year... Helped the Rams win two state titles (2013, '14) as a three-year starter... Set the school record for career sacks (33), single-season sacks (13.5) and tied the single-game sack record (4.0)... Named to the USA Today All-USA Connecticut team and garnered All-Tri-State accolades, All-FCIAC and first-team MSG All-Metro honors in 2014... Produced 102 tackles, 13.5 sacks, two interceptions, seven forced fumbles, one fumble recovery, 12 passes defended and one defensive score as a senior... Also played basketball, earning All-FCIAC honorable mention... Was a four-year high honor roll student and member of the National Honor Society... Zach Allen was born on Aug. 20, 1997, in New Canaan, Conn.

## Transactions

Signed by Arizona as a draft choice 5/9/19; Signed by Denver as an unrestricted free agent 3/15/23.

Zach Allen's NFL Regular Season Defensive Statistics

DATE	TEAM	GP	GS	TACKLES							INTERCEPTIONS							O. FUMB				ST				MISC	
				TK	S	A	TFL	YDS	SK	YDS	QBH	NO	YDS	LG	TD	PD	FF	FR	TD	YDS	TK	S	A	FF	FR	S	A
2019	ARI	4	1	8	6	2	1	5	0.0	0.0	3	0	0	0	0	0	0	0	0	0	0	0	0	0	0	0	0
2020	ARI	13	7	35	20	15	5	23	2.0	18.0	6	0	0	0	0	3	0	0	0	0	0	0	0	0	0	0	0
2021	ARI	15	14	48	30	18	5	27	4.0	16.0	14	1	25	25	0	4	0	3	1	26	0	0	0	0	0	0	0
2022	ARI	13	13	47	23	24	10	46	5.5	40.5	20	0	0	0	0	8	0	0	0	0	0	0	0	0	0	0	0
2023	DEN	17	17	60	27	33	8	30	5.0	44.5	24	0	0	0	0	1	1	0	0	0	0	0	0	0	0	0	0
2024	DEN	16	16	61	32	29	15	39	8.5	35.5	40	0	0	0	0	1	0	0	0	0	0	0	0	0	0	0	0
2025	DEN	17	17	38	14	24	4	24	7.0	46.5	47	0	0	0	0	6	0	0	0	0	0	0	0	0	0	0	0
NFL TOTALS		95	85	297	152	145	48	194	32.0	201.0	154	1	25	25	0	23	1	3	1	26	0	0	0	0	0	0	0

Zach Allen's NFL Postseason Defensive Statistics

DATE	TEAM	GP	GS	TACKLES							INTERCEPTIONS							O. FUMB				ST				MISC	
				TK	S	A	TFL	YDS	SK	YDS	QBH	NO	YDS	LG	TD	PD	FF	FR	TD	YDS	TK	S	A	FF	FR	S	A
2021	ARI	1	1	4	1	3	0	0	0.0	0.0	0	0	0	0	0	0	0	0	0	0	0	0	0	0	0	0	0
2024	DEN	1	1	5	4	1	2	9	1.0	8.0	2	0	0	0	0	0	0	0	0	0	0	0	0	0	0	0	0
2025	DEN	1	1	5	3	2	0	0	0.5	3.5	3	0	0	0	0	0	0	0	0	0	0	0	0	0	0	0	0
NFL TOTALS		3	3	14	8	6	2	9	1.5	11.5	5	0	0	0	0	0	0	0	0	0	0	0	0	0	0	0	0

## SINGLE-GAME HIGHS: DEFENSIVE

<b>Total Tackles</b>	11 vs. Philadelphia Eagles, Dec 20, 2020	<b>Tackles For Loss</b>	4 vs. Los Angeles Chargers, Oct 13, 2024
<b>Solo Tackles</b>	6 vs. Philadelphia Eagles, Dec 20, 2020	<b>Interceptions</b>	1 at Chicago Bears, Dec 05, 2021
<b>Sacks</b>	3.5 at Cincinnati Bengals, Dec 28, 2024	<b>Interception Return Yards</b>	25 at Chicago Bears, Dec 05, 2021
<b>Passes Defended</b>	3 at Carolina Panthers, Oct 02, 2022	<b>Safeties</b>	1 at Seattle Seahawks, Sep 08, 2024
<b>Forced Fumbles</b>	1 vs. New York Jets, Oct 08, 2023	<b>Longest Opp Fumble Return</b>	16 vs. Seattle Seahawks, Jan 09, 2022
<b>Fumble Recoveries</b>	1 vs. Seattle Seahawks, Jan 09, 2022		
	...2 more at 1.		

## SINGLE-GAME HIGHS - POSTSEASON: DEFENSIVE

<b>Total Tackles</b>	5 vs. Buffalo Bills, Jan 17, 2026	<b>Sacks</b>	1.0 at Buffalo Bills, Jan 12, 2025
	...1 more at 5.	<b>Tackles For Loss</b>	2 at Buffalo Bills, Jan 12, 2025
<b>Solo Tackles</b>	4 at Buffalo Bills, Jan 12, 2025		





UPDATED PLAYER BIOS



2025 GAME-BY-GAME REGULAR-SEASON STATISTICS (DEN)

			TACKLES								INTERCEPTIONS					O. FUMB				ST				MISC					
DATE	OPPONENT	P/S	TK	S	A	SK	YDS	TFL	YDS	QBH	NO	YDS	LG	TD	PD	FF	FR	TD	YDS	TK	S	A	FF	FR	S	A	W/L	SCORE	
09/07	TEN	S	1	1	0	1.0	11.0	1	11	5	0	0	0	0	0	0	0	0	0	0	0	0	0	0	0	0	W	20-12	
09/14	at IND	S	5	1	4	0.0	0.0	0	0	3	0	0	0	0	0	0	0	0	0	0	0	0	0	0	0	0	L	28-29	
09/21	at LAC	S	2	0	2	0.0	0.0	0	0	2	0	0	0	0	0	0	0	0	0	0	0	0	0	0	0	0	L	20-23	
09/29	CIN	S	2	0	2	0.0	0.0	0	0	0	0	0	0	0	0	0	0	0	0	0	0	0	0	0	0	0	W	28-3	
10/05	at PHI	S	1	0	1	0.5	1.0	0	0	3	0	0	0	0	0	0	0	0	0	0	0	0	0	0	0	0	W	21-17	
10/12	at NYJ	S	3	1	2	1.0	4.5	0	0	3	0	0	0	0	1	0	0	0	0	0	0	0	0	0	0	0	W	13-11	
10/19	NYG	S	4	1	3	0.5	2.0	0	0	2	0	0	0	0	2	0	0	0	0	0	0	0	0	0	0	0	W	33-32	
10/26	DAL	S	1	1	0	1.0	2.0	1	2	4	0	0	0	0	0	0	0	0	0	0	0	0	0	0	0	0	W	44-24	
11/02	at HOU	S	5	4	1	1.0	9.0	1	9	3	0	0	0	0	2	0	0	0	0	0	0	0	0	0	0	0	W	18-15	
11/06	LV	S	4	1	3	1.0	5.5	0	0	3	0	0	0	0	1	0	0	0	0	0	0	0	0	0	0	0	W	10-7	
11/16	KC	S	1	0	1	0.0	0.0	0	0	2	0	0	0	0	0	0	0	0	0	0	0	0	0	0	0	0	W	22-19	
11/30	at WAS	S	2	1	1	0.0	0.0	0	0	1	0	0	0	0	0	0	0	0	0	0	0	0	0	0	0	0	W	27-26+	
12/07	at LV	S	0	0	0	0.0	0.0	0	0	3	0	0	0	0	0	0	0	0	0	0	0	0	0	0	0	0	W	24-17	
12/14	GB	S	2	0	2	0.5	5.5	0	0	6	0	0	0	0	0	0	0	0	0	0	0	0	0	0	0	0	W	34-26	
12/21	JAX	S	2	1	1	0.0	0.0	0	0	3	0	0	0	0	0	0	0	0	0	0	0	0	0	0	0	0	L	20-34	
12/25	at KC	S	1	1	0	0.0	0.0	0	0	2	0	0	0	0	0	0	0	0	0	0	0	0	0	0	0	0	W	20-13	
01/04	LAC	S	2	1	1	0.5	6.0	1	2	2	0	0	0	0	0	0	0	0	0	0	0	0	0	0	0	0	W	19-3	
2025 TOTALS		17-17	38	14	24	7.0	46.5	4	24	47	0	0	0	0	6	0	0	0	0	0	0	0	0	0	0	0	0	14-3	

+ - Overtime

2024 GAME-BY-GAME POSTSEASON STATISTICS (DEN)


			TACKLES								INTERCEPTIONS					O. FUMB				ST				MISC				
DATE	OPPONENT	P/S	TK	S	A	SK	YDS	TFL	YDS	QBH	NO	YDS	LG	TD	PD	FF	FR	TD	YDS	TK	S	A	FF	FR	S	A	W/L	SCORE
01/12	at BUF	S	5	4	1	1.0	8.0	2	9	2	0	0	0	0	0	0	0	0	0	0	0	0	0	0	0	0	L	7-31
2024 TOTALS		1-1	5	4	1	1.0	8.0	2	9	2	0	0	0	0	0	0	0	0	0	0	0	0	0	0	0	0	0-1	

2025 GAME-BY-GAME POSTSEASON STATISTICS (DEN)

			TACKLES								INTERCEPTIONS					O. FUMB				ST				MISC				
DATE	OPPONENT	P/S	TK	S	A	SK	YDS	TFL	YDS	QBH	NO	YDS	LG	TD	PD	FF	FR	TD	YDS	TK	S	A	FF	FR	S	A	W/L	SCORE
01/17	BUF	S	5	3	2	0.5	3.5	0	0	3	0	0	0	0	0	0	0	0	0	0	0	0	0	0	0	0	W	33-30+
2025 TOTALS		1-1	5	3	2	0.5	3.5	0	0	3	0	0	0	0	0	0	0	0	0	0	0	0	0	0	0	0	1-0	

+ - Overtime





28 RB



## TYLER BADIE

**HEIGHT/WEIGHT:** 5-8 / 194

**BIRTHDAY:** Feb. 7, 1999

**NFL EXPERIENCE:** 4th YR

**GP/GS:** 20/0

**COLLEGE:** Missouri

**BORN:** New Orleans, La.

**BRONCOS EXPERIENCE:** 4th YR

**ACQUIRED:** PS (Bal.)-'22

### AT A GLANCE

- A fourth-year running back who appeared in 20 regular-season games with Denver from 2022-25, rushing 20 times for 109 yards (6.2 avg.) and catching 23 passes for 163 yards (7.1 avg.) with one touchdown.
- Played in two postseason games with Denver (2024-2025), totaling two carries for eight yards (4.0 avg.) and one reception for seven yards (7.0 avg.).
- Appeared in 46 games during his four seasons at the University of Missouri (2018-21), rushing 513 times for 2,740 yards (5.3 avg.) with 23 touchdowns in addition to catching 126 passes for 1,149 yards (9.1 avg.) with 11 scores.
- In 2024, played in three regular-season games with one postseason contest and totaled 11 carries for 86 yards (7.8 avg.) and caught three passes for -2 yards (-0.7 avg.). In the postseason, totaled two carries for eight yards (4.0 avg.).
- Set a program record for single-season rushing yards (1,604) while also setting career highs in rushes (268), rushing average (6.0) and rushing touchdowns (14) as a senior, earning All-SEC honors.
- Named to the SEC All-Freshman team after posting 809 all-purpose yards, including 437 on the ground with two touchdowns.
- Attended Briarcrest Christian High School in Eads, Tenn., where he was a Division 2 Class AAA Mr. Football nominee and amassed 1,186 rushing yards on 193 carries (6.1 avg.) with 18 touchdowns as a senior.
- Selected by the Ravens in the sixth round (196th overall) of the 2022 NFL Draft.
- Acquired by Denver off of Baltimore's practice squad on Dec. 29, 2022.

**2025:** Badie has appeared in 10 regular-season games for Denver, recording 11 rushes for 87 yards (7.9 avg.) along with two receptions for nine yards (4.5 avg.)... Recorded two receptions for 19 yards (9.5 avg.) along with four kickoff returns for 96 yards (24.0 avg.) vs. NYG (10/19)... Returned three kickoff returns for 79 yards (26.3 avg.) vs. K.C. (11/16)... Recorded three receptions for 18 yards (6.0 avg.) along with two kickoff returns for 50 yards (25.0 avg.) at Was. (11/30)... Recorded 16 rushing yards on four attempts (4.0 avg.) at L.V. (12/7)... Returned four kickoffs for 113 yards (28.3 avg.) vs. G.B. (12/14)... Returned two kickoffs for 61 yards (30.5 avg.) at K.C. (12/25)... Totaled two receptions for 28 yards (14.0 avg.) vs. LAC (1/4)... Made his second NFL postseason appearance with Denver in the AFC Divisional Round vs. Buf. (1/17), returning one kickoff for 27 yards (27.0 avg) and one reception for seven yards (7.0 avg.)

**2024:** Badie appeared in three regular-season games and totaled 11 carries for 86 yards (7.8 avg.) and caught three passes... Made his season debut vs. Pit. (9/15) in Week 2... Had a career game in Week 3 at T.B. (9/22), totaling a team-high 70 yards on nine carries... Made his postseason debut in the AFC Wild Card Round at Buf. (1/12), totaling two rushes for eight yards (4.0 avg.).

**2023:** Badie appeared the 53-man roster but was made inactive for one game (at LAC, 12/10) after spending most of the season competing on the team's practice squad.

**2022:** Badie appeared in one game during his rookie season after being signed by Denver off Baltimore's practice squad on Dec. 29... Caught one pass for 24 yards (24.0 avg.) and a touchdown vs. LAC (1/8).

**COLLEGE:** Badie appeared in 46 games during his four seasons at the University of Missouri (2018-21), rushing 513 times for 2,740 yards (5.3 avg.) with 23 touchdowns in addition to catching 126 passes for 1,149 yards (9.1 avg.) with 11 scores... Set a program record for single-season rushing yards (1,604) while also setting career highs in rushes (268), rushing average (6.0) and rushing touchdowns (14) as a senior, earning All-SEC and PFF All-America honors... Had a team-high 928 all-purpose yards as a sophomore and also led the team with 32 catches for 356 yards (11.1 avg.) and 457 rushing yards... Named to the SEC All-Freshman team after posting 809 all-purpose yards, including 437 on the ground with two touchdowns.

**PERSONAL:** Badie attended Briarcrest Christian High School in Eads, Tenn., where he was a Division 2 Class AAA Mr. Football nominee... Amassed 1,186 rushing yards on 193 carries (6.1 avg.) with 18 touchdowns as a senior... Accumulated six games of 100+ yards his senior season and helped guide Briarcrest to a state quarterfinal appearance... Also played basketball... Tyler Badie was born on Feb. 7, 1999, in New Orleans.

### Transactions



# UPDATED PLAYER BIOS



Signed by Baltimore as a draft choice 5/5/22; Waived by Baltimore 8/30/22; Signed by Baltimore (practice squad) 8/31/22; Signed by Denver (active roster) 12/29/22; Waived by Denver 8/29/23; Signed by Denver (practice squad) 8/31/23; Signed by Denver to a future contract 1/9/24; Waived by Denver 8/27/24; Signed by Denver (practice squad) 8/28/24; Signed by Denver (active roster) 9/25/24.

Tyler Badie's NFL Regular Season Rushing/Receiving Statistics

DATE	TEAM	GP	GS	RUSHING					RECEIVING				
				NO.	YDS.	AVG.	LG	TD	NO.	YDS.	AVG.	LG	TD
2022	BAL	0	0	0	0	0.0	0	0	0	0	0.0	0	0
Went from <b>Baltimore</b> to <b>Denver</b> .													
2022	DEN	1	0	1	0	0.0	0	0	1	24	24.0	24t	1
2022	TOT	1	0	1	0	0.0	0	0	1	24	24.0	24t	1
2023	DEN	0	0	0	0	0.0	0	0	0	0	0.0	0	0
2024	DEN	3	0	11	86	7.8	43	0	3	-2	-0.7	2	0
2025	DEN	16	0	8	23	2.9	7	0	19	141	7.4	19	0
NFL TOTALS		20	0	20	109	5.5	43	0	23	163	7.1	24T	1

Tyler Badie's NFL Postseason Rushing/Receiving Statistics

DATE	TEAM	GP	GS	RUSHING					RECEIVING				
				NO.	YDS.	AVG.	LG	TD	NO.	YDS.	AVG.	LG	TD
2024	DEN	1	0	2	8	4.0	7	0	0	0	0.0	0	0
2025	DEN	1	0	0	0	0.0	0	0	1	7	7.0	7	0
NFL TOTALS		2	0	2	8	4.0	7	0	1	7	7.0	7	0







## SINGLE-GAME HIGHS: RUSHING/RECEIVING

<b>Rush Attempts</b>	9 at Tampa Bay Buccaneers, Sep 22, 2024	<b>All-Purpose Yards</b>	115 vs. New York Giants, Oct 19, 2025
<b>Rushing Yards</b>	70 at Tampa Bay Buccaneers, Sep 22, 2024		114 vs. Green Bay Packers, Dec 14, 2025
<b>Rushing Average</b>	7.8 at Tampa Bay Buccaneers, Sep 22, 2024		79 vs. Kansas City Chiefs, Nov 16, 2025
<b>Longest Runs</b>	43 at Tampa Bay Buccaneers, Sep 22, 2024		70 at Tampa Bay Buccaneers, Sep 22, 2024
<b>Receptions</b>	3 at Washington Commanders, Nov 30, 2025	<b>Kickoff Returns</b>	68 at Washington Commanders, Nov 30, 2025
<b>Receiving Yards</b>	28 vs. Los Angeles Chargers, Jan 04, 2026		4 vs. Green Bay Packers, Dec 14, 2025
<b>Receiving Average</b>	6.0 at Washington Commanders, Nov 30, 2025	<b>Kickoff Return Yards</b>	...1 more at 4.
<b>Longest Receptions</b>	24t vs. Los Angeles Chargers, Jan 08, 2023		113 vs. Green Bay Packers, Dec 14, 2025
			96 vs. New York Giants, Oct 19, 2025
			79 vs. Kansas City Chiefs, Nov 16, 2025
			61 at Kansas City Chiefs, Dec 25, 2025
			50 at Washington Commanders, Nov 30, 2025
		<b>Longest Kickoff Return</b>	34 at Kansas City Chiefs, Dec 25, 2025
			32 vs. Green Bay Packers, Dec 14, 2025
			31 vs. Jacksonville Jaguars, Dec 21, 2025
			29 vs. Green Bay Packers, Dec 14, 2025
			28 vs. Kansas City Chiefs, Nov 16, 2025
			...1 more at 28.
		<b>Kickoff Return Average</b>	28.3 vs. Green Bay Packers, Dec 14, 2025
			26.3 vs. Kansas City Chiefs, Nov 16, 2025
			24.0 vs. New York Giants, Oct 19, 2025
		<b>Special Teams Tackles</b>	2 at Los Angeles Chargers, Sep 21, 2025
			1 at Indianapolis Colts, Sep 14, 2025
		<b>Scrimmage Yards</b>	70 at Tampa Bay Buccaneers, Sep 22, 2024
			26 vs. Los Angeles Chargers, Jan 04, 2026
			24 vs. Los Angeles Chargers, Jan 08, 2023
			22 at Indianapolis Colts, Sep 14, 2025
			21 at Las Vegas Raiders, Dec 07, 2025

## SINGLE-GAME HIGHS - POSTSEASON: RUSHING/RECEIVING

<b>Rush Attempts</b>	2 at Buffalo Bills, Jan 12, 2025	<b>All-Purpose Yards</b>	8 at Buffalo Bills, Jan 12, 2025
<b>Rushing Yards</b>	8 at Buffalo Bills, Jan 12, 2025	<b>Longest Kickoff Return</b>	27 vs. Buffalo Bills, Jan 17, 2026
<b>Longest Runs</b>	7 at Buffalo Bills, Jan 12, 2025	<b>Scrimmage Yards</b>	8 at Buffalo Bills, Jan 12, 2025
<b>Longest Receptions</b>	7 vs. Buffalo Bills, Jan 17, 2026		



# UPDATED PLAYER BIOS



## 2025 GAME-BY-GAME REGULAR-SEASON STATISTICS (DEN)

DATE	OPPONENT	P/S	RUSHING					RECEIVING					W/L	SCORE
			NO.	YDS.	AVG.	LG	TD	NO.	YDS.	AVG.	LG	TD		
09/07	TEN	P	0	0	0.0	0	0	2	16	8.0	13	0	W	20-12
09/14	at IND	P	1	3	3.0	3	0	2	19	9.5	19	0	L	28-29
09/21	at LAC	P	0	0	0.0	0	0	0	0	0.0	0	0	L	20-23
09/29	CIN	P	0	0	0.0	0	0	1	11	11.0	11	0	W	28-3
10/05	at PHI	P	0	0	0.0	0	0	1	16	16.0	16	0	W	21-17
10/12	at NYJ		ON INACTIVE LIST										W	13-11
10/19	NYG	P	0	0	0.0	0	0	2	19	9.5	12	0	W	33-32
10/26	DAL	P	1	6	6.0	6	0	0	0	0.0	0	0	W	44-24
11/02	at HOU	P	0	0	0.0	0	0	2	6	3.0	12	0	W	18-15
11/06	LV	P	0	0	0.0	0	0	0	0	0.0	0	0	W	10-7
11/16	KC	P	0	0	0.0	0	0	1	0	0.0	0	0	W	22-19
11/30	at WAS	P	0	0	0.0	0	0	3	18	6.0	13	0	W	27-26+
12/07	at LV	P	4	16	4.0	7	0	1	5	5.0	5	0	W	24-17
12/14	GB	P	0	0	0.0	0	0	1	1	1.0	1	0	W	34-26
12/21	JAX	P	0	0	0.0	0	0	1	2	2.0	2	0	L	20-34
12/25	at KC	P	0	0	0.0	0	0	0	0	0.0	0	0	W	20-13
01/04	LAC	P	2	-2	-1.0	1	0	2	28	14.0	16	0	W	19-3
<b>2025 TOTALS</b>		<b>16-0</b>	<b>8</b>	<b>23</b>	<b>2.9</b>	<b>7</b>	<b>0</b>	<b>19</b>	<b>141</b>	<b>7.4</b>	<b>19</b>	<b>0</b>	<b>14-3</b>	

+ - Overtime

## 2025 GAME-BY-GAME POSTSEASON STATISTICS (DEN)

DATE	OPPONENT	P/S	RUSHING					RECEIVING					W/L	SCORE
			NO.	YDS.	AVG.	LG	TD	NO.	YDS.	AVG.	LG	TD		
01/17	BUF	P	0	0	0.0	0	0	1	7	7.0	7	0	W	33-30+
<b>2025 TOTALS</b>		<b>1-0</b>	<b>0</b>	<b>0</b>	<b>0.0</b>	<b>0</b>	<b>0</b>	<b>1</b>	<b>7</b>	<b>7.0</b>	<b>7</b>	<b>0</b>	<b>1-0</b>	

+ - Overtime





23 CB



## JAHDAE BARRON

HEIGHT/WEIGHT: 5-11 / 200

COLLEGE: Texas

BIRTHDAY: Dec. 4, 2001

BORN: Austin, Texas

NFL EXPERIENCE: R

BRONCOS EXPERIENCE: R

GP/GS: 17/5

ACQUIRED: D1-'25

### AT A GLANCE

- A rookie cornerback who has appeared in all 17 games (5 starts) with Denver (2025), totaling 33 tackles (22 solo), one interception, one fumble recovery, five passes defended and two special-teams tackles.
- Made his postseason debut against the Bills in the AFC Divisional Round.
- Made his NFL debut against the Titans to open the season, recovering a late fourth-quarter fumble to stamp the Broncos' first win of the season.
- Played in 57 games (39 starts) over five seasons at the University of Texas (2020-24), totaling 227 tackles (136 solo), two sacks (12 yds.), eight interceptions, 32 passes defended, one forced fumble, three fumble recoveries and three defensive/special-teams touchdowns.
- Winner of 2024 Jim Thorpe Award as the nation's top defensive back after pacing the SEC in interceptions and ranking third in the country in picks (5) along with 67 tackles (46 solo), one sack (6 yds.), 2.5 tackles for loss, 16 passes defended and one fumble recovery.
- Named first-team All-American by the Associated Press and first-team All-SEC in 2024 and second-team All-Big 12 in 2023.
- As a fifth-year senior in 2024, helped lead Texas to an appearance in the SEC Championship Game—the program's first—and the College Football Playoff Semifinals for the second consecutive season.
- Attended John B. Connally High School in Austin, Texas, where he was a 5A All-State and two-time All-District 5A-11 honoree, playing wide receiver, defensive back and punt returner.
- Selected by the Broncos in the first round (20th overall) of the 2025 NFL Draft.

**2025:** Barron has appeared in all 17 regular-season games (5 starts) and one postseason game for Denver, registering 33 tackles (22 solo) with one interception, five passes defended and one fumble recovery... Scooped up his first career fumble recovery (forced by CB Ja'Quan McMillian) in his NFL debut to seal the victory over the Titans while also picking up a special teams tackle vs. Ten. (9/7)... Made first career start with one pass defended at Ind. (9/14)... Recorded a pass defended and two tackles (1 solo) at Phi. (10/5)... Snatched his first career interception off Cowboys QB Dak Prescott (0 yds.) while also adding two solo tackles vs. Dal. (10/26)... Reached a season-high four tackles (3 solo) for the third time this season and recorded one pass defended vs. LAC (1/4).

**2024:** Barron was named Jim Thorpe Award winner, first-team All-American by the Associated Press and first-team All-SEC... Started all 16 games for the Longhorns, recording 67 tackles (46 solo), one sack (6 yds.), 2.5 tackles for loss, five interceptions, 16 passes defended and one fumble recovery... His five interceptions led the SEC and ranked third in FBS... Nabbed one tackle and one interception (30 yds.) in the season opener vs. Colorado State (8/31)... Recorded four tackles (2 solo), one pass defended and one forced fumble at No. 10 Michigan (9/7)... Set a career high with two interceptions along with four tackles (2 solo) vs. No. 5 Georgia (10/19), becoming the first Longhorn with two interceptions in a single game since 2019... Was named SEC Co-Defensive Player of the Week after tallying seven tackles (6 solo), one sack (6 yds.), two tackles for loss and one interception at Arkansas (Nov. 16)... Recorded five tackles (4 solo) and one interception (17 yds.) in the SEC Championship Game vs. No. 5 Georgia (12/7)... Named Defensive MVP of the 2025 Chick-fil-A Peach Bowl after collecting a season-high 11 tackles (7 solo) vs. No. 10 Arizona State (1/1) to help the Longhorns advance to the College Football Playoff Semifinals at the Cotton Bowl.

**2023:** Barron was named second-team All-Big 12 after playing in 14 games (12 starts) for Texas, tallying 61 tackles (32 solo), 4.5 tackles for loss, one interception, seven passes defended and one fumble recovery... Recorded four tackles (3 solo) and one interception (16 yds.) vs. No. 3 Alabama (9/9)... Totaled two solo tackles and two pass breakups vs. No. 18 Oklahoma State in the Big 12 Championship Game (12/2)... Posted five tackles (3 solo) in the College Football Playoff Semifinal at the Sugar Bowl (1/1).

**2022:** Barron was named honorable mention All-Big 12 by the league's coaches after appearing in 13 games (9 starts) for the Longhorns and registering a career-high 78 tackles (43 solo), one sack (6 yds.), two interceptions, five passes defended and one fumble recovery... Led Texas with 11.5 tackles for loss... Recorded first career interception and returned it for a 44-yard pick-six vs. UTSA (9/17)... Totaled 11 tackles (8 solo) with 3.5 tackles for loss and a 48-yard fumble return touchdown against No. 4 TCU (11/5)...

**2021:** Barron played in nine games (2 starts) with the Longhorns, nabbing 18 tackles (12 solo), one tackle for loss, three passes defended







and one forced fumble... Recorded first-career forced fumble at Iowa State (11/6).

**2020:** Barron appeared in five games for Texas as a freshman, recording three solo tackles and one pass defended... Made his Texas debut vs. UTEP (9/12), logging two tackles and one pass defended... Returned a blocked punt two yards for a score vs. Texas Tech (9/26), marking the Longhorns' first blocked punt returned for a touchdown since 2011... Played in the Valero Alamo Bowl vs. Colorado (12/29), making one tackle.

**HIGH SCHOOL:** Barron attended John B. Connally High School in Austin, Texas, where he was a 5A All-State and two-time All-District 5A-11 honoree, playing at wide receiver, defensive back and punt returner... As a senior, hauled in 41 receptions for 673 yards and six touchdowns along with 43 tackles, three interceptions, four passes defended and one punt return for a touchdown... Also competed in track and field in the 100- and 200-meter dashes.

**PERSONAL:** Barron earned his bachelor's degree in physical culture and sports from the University of Texas... Jahdae Barron was born on December 4, 2001, in Austin, Texas.

Transactions

Signed by Denver as a draft choice 7/16/25.

Jahdae Barron's NFL Regular Season Defensive Statistics

				TACKLES								INTERCEPTIONS					O. FUMB				ST				MISC		
DATE	TEAM	GP	GS	TK	S	A	TFL	YDS	SK	YDS	QBH	NO	YDS	LG	TD	PD	FF	FR	TD	YDS	TK	S	A	FF	FR	S	A
2025	DEN	17	5	33	22	11	0	0	0.0	0.0	0	1	0	0	0	5	0	1	0	0	2	2	0	0	0	0	0
NFL TOTALS		17	5	33	22	11	0	0	0.0	0.0	0	1	0	0	0	5	0	1	0	0	2	2	0	0	0	0	0

Jahdae Barron's NFL Postseason Defensive Statistics

				TACKLES								INTERCEPTIONS					O. FUMB				ST				MISC		
DATE	TEAM	GP	GS	TK	S	A	TFL	YDS	SK	YDS	QBH	NO	YDS	LG	TD	PD	FF	FR	TD	YDS	TK	S	A	FF	FR	S	A
2025	DEN	1	0	0	0	0	0	0	0.0	0.0	0	0	0	0	0	0	0	0	0	0	0	0	0	0	0	0	0
NFL TOTALS		1	0	0	0	0	0	0	0.0	0.0	0	0	0	0	0	0	0	0	0	0	0	0	0	0	0	0	0

SINGLE-GAME HIGHS: DEFENSIVE

- Total Tackles

4 vs. Los Angeles Chargers, Jan 04, 2026  
4 at Kansas City Chiefs, Dec 25, 2025  
4 vs. Kansas City Chiefs, Nov 16, 2025  
3 at Las Vegas Raiders, Dec 07, 2025  
...3 more at 3.
- Solo Tackles

3 vs. Los Angeles Chargers, Jan 04, 2026  
3 at Las Vegas Raiders, Dec 07, 2025  
2 at Kansas City Chiefs, Dec 25, 2025  
2 vs. Kansas City Chiefs, Nov 16, 2025  
...4 more at 2.
- Passes Defensed

1 vs. Los Angeles Chargers, Jan 04, 2026  
1 at Washington Commanders, Nov 30, 2025  
1 vs. Dallas Cowboys, Oct 26, 2025  
...2 more at 1.
- Fumble Recoveries

1 vs. Tennessee Titans, Sep 07, 2025
- Interceptions

1 vs. Dallas Cowboys, Oct 26, 2025
- Special Teams Tackles

1 at Los Angeles Chargers, Sep 21, 2025  
1 vs. Tennessee Titans, Sep 07, 2025





2025 GAME-BY-GAME REGULAR-SEASON STATISTICS (DEN)

			TACKLES								INTERCEPTIONS					O. FUMB				ST				MISC					
DATE	OPPONENT	P/S	TK	S	A	SK	YDS	TFL	YDS	QBH	NO	YDS	LG	TD	PD	FF	FR	TD	YDS	TK	S	A	FF	FR	S	A	W/L	SCORE	
09/07	TEN	P	0	0	0	0.0	0.0	0	0	0	0	0	0	0	0	0	1	0	0	1	1	0	0	0	0	0	0	W	20-12
09/14	at IND	S	0	0	0	0.0	0.0	0	0	0	0	0	0	0	1	0	0	0	0	0	0	0	0	0	0	0	0	L	28-29
09/21	at LAC	P	3	1	2	0.0	0.0	0	0	0	0	0	0	0	0	0	0	0	0	1	1	0	0	0	0	0	0	L	20-23
09/29	CIN	P	3	2	1	0.0	0.0	0	0	0	0	0	0	0	0	0	0	0	0	0	0	0	0	0	0	0	0	W	28-3
10/05	at PHI	P	2	1	1	0.0	0.0	0	0	0	0	0	0	0	1	0	0	0	0	0	0	0	0	0	0	0	0	W	21-17
10/12	at NYJ	P	0	0	0	0.0	0.0	0	0	0	0	0	0	0	0	0	0	0	0	0	0	0	0	0	0	0	0	W	13-11
10/19	NYG	P	0	0	0	0.0	0.0	0	0	0	0	0	0	0	0	0	0	0	0	0	0	0	0	0	0	0	0	W	33-32
10/26	DAL	P	2	2	0	0.0	0.0	0	0	0	1	0	0	0	1	0	0	0	0	0	0	0	0	0	0	0	0	W	44-24
11/02	at HOU	S	2	2	0	0.0	0.0	0	0	0	0	0	0	0	0	0	0	0	0	0	0	0	0	0	0	0	0	W	18-15
11/06	LV	P	3	2	1	0.0	0.0	0	0	0	0	0	0	0	0	0	0	0	0	0	0	0	0	0	0	0	0	W	10-7
11/16	KC	P	4	2	2	0.0	0.0	0	0	0	0	0	0	0	0	0	0	0	0	0	0	0	0	0	0	0	0	W	22-19
11/30	at WAS	P	1	1	0	0.0	0.0	0	0	0	0	0	0	0	1	0	0	0	0	0	0	0	0	0	0	0	0	W	27-26+
12/07	at LV	S	3	3	0	0.0	0.0	0	0	0	0	0	0	0	0	0	0	0	0	0	0	0	0	0	0	0	0	W	24-17
12/14	GB	P	1	1	0	0.0	0.0	0	0	0	0	0	0	0	0	0	0	0	0	0	0	0	0	0	0	0	0	W	34-26
12/21	JAX	S	1	0	1	0.0	0.0	0	0	0	0	0	0	0	0	0	0	0	0	0	0	0	0	0	0	0	0	L	20-34
12/25	at KC	S	4	2	2	0.0	0.0	0	0	0	0	0	0	0	0	0	0	0	0	0	0	0	0	0	0	0	0	W	20-13
01/04	LAC	P	4	3	1	0.0	0.0	0	0	0	0	0	0	0	1	0	0	0	0	0	0	0	0	0	0	0	0	W	19-3
2025 TOTALS		17-5	33	22	11	0.0	0.0	0	0	0	1	0	0	0	5	0	1	0	0	2	2	0	0	0	0	0	0	14-3	


+ - Overtime

2025 GAME-BY-GAME POSTSEASON STATISTICS (DEN)

			TACKLES							INTERCEPTIONS					O. FUMB				ST				MISC					
DATE	OPPONENT	P/S	TK	S	A	SK	YDS	TFL	YDS	QBH	NO	YDS	LG	TD	PD	FF	FR	TD	YDS	TK	S	A	FF	FR	S	A	W/L	SCORE
01/17	BUF	P	0	0	0	0.0	0.0	0	0	0	0	0	0	0	0	0	0	0	0	0	0	0	0	0	0	0	W	33-30+
2025 TOTALS		1-0	0	0	0	0.0	0.0	0	0	0	0	0	0	0	0	0	0	0	0	0	0	0	0	0	0	0	1-0	

+ - Overtime





72 T



## GARETT BOLLES

**HEIGHT/WEIGHT:** 6-5 / 300

**COLLEGE:** Utah

**BIRTHDAY:** May. 27, 1992

**BORN:** Walnut Creek, Calif.

**NFL EXPERIENCE:** 9th YR

**BRONCOS EXPERIENCE:** 9th YR

**GP/GS:** 133/133

**ACQUIRED:** D1-'17

### AT A GLANCE

- A ninth-year left tackle who has started all 133 regular-season games played and two postseason contests with Denver (2017-25).
- Earned his first career Pro Bowl nod in 2025, becoming 1s the fourth tackle in team history—and first since Ryan Clady in 2014—to be named to the all-star game.
- Is 1-of-18 active tackles to have at least 100 career starts.
- Has the third-most starts (133) by a tackle (most by a LT) and fifth-most among all offensive linemen in team history.
- In 2024, played in 1,110 offensive snaps (97.0%) after starting all 17 regular-season games and one postseason contest.
- Garnered his first career All-Pro selection and was named to the Associated Press' All-Pro second team in 2020.
- Earned PFWA All-Rookie honors in 2017 after becoming the fifth rookie to start every game at left tackle in Broncos history since starting lineups were tracked beginning in 1968.
- Became the first Bronco in team history to reach 100 career starts at left tackle.
- Started all 13 games played at left tackle in his only season at the University of Utah in 2016 after beginning his collegiate career at Snow College.
- Named first-team All-Pac 12 Conference after playing 891 snaps for the Utes during his junior season in 2016.
- Selected by the Broncos in the first round (20th overall) of the 2017 NFL Draft.

**2025:** Bolles has started all 11 regular-season games for Denver... Made his 125th career start at Houston (11/2), eclipsing former Broncos T Dave Studdard for the third-most starts at tackle in team history.

**2024:** Bolles started all 17 regular-season games, playing 1,068 offensive snaps... Made his 100th career start at left tackle for the Broncos in the Week 1 matchup at Sea. (9/8)... Became the first player in team history to reach 100 career starts at left tackle and the sixth tackle in team history to reach the century mark... Tied former T Mike Current for the fifth-most starts by a Broncos tackle in team history in the game vs. Car. (10/27)... Started his first career postseason contest at Buf. (1/12) in the AFC Wild Card Playoff.

**2023:** Bolles started all 17 games at left tackle for Denver, seeing action in every single offensive snap during the season with 1,072 snaps.

**2022:** Bolles played in 325 offensive snaps in the first five games of the season before being placed on injured reserve (leg) on Oct. 10 for the remainder of the year.

**2021:** Bolles logged the second-most offensive snaps among Broncos offensive linemen, playing 870 snaps while starting all 14 games he appeared in... Missed Weeks 9-10 and Week 12 due to injury.

**2020:** Bolles started all 15 games he appeared in, missing only Week 14 at Car. (12/13) due to an illness... Garnered his first career All-Pro selection and was named to the Associated Press' All-Pro second team... Participated in 94.3 percent (1,015-of-1,076) of the offensive snaps.

**2019:** Bolles started at left tackle in all 16 contests played for the third consecutive season... Participated in all of Denver's offensive snaps (1,025).

**2018:** Bolles opened all 16 games at left tackle for the second consecutive season... Was the only Broncos offensive lineman to start every game... Helped Denver's offense achieve the second-highest rushing average (4.85) in team history.

**2017:** Bolles opened all 16 games at left tackle to represent the fifth time in team history a rookie left tackle started every game since starting lineups were tracked beginning in 1968... Earned all-rookie honors from the PFWA... Was the sixth rookie to open the season at left tackle for the Broncos in Week 1 (vs. LAC).





# UPDATED PLAYER BIOS



**COLLEGE:** Bolles earned All-Pac 12 Conference first team honors in his only season with the University of Utah after opening all 13 games played (891 total snaps) at left tackle... Began his collegiate career at Snow College in Ephraim, Utah... Contributed to the Utes averaging close to 30 points per game and helped Utah's rushing offense rank third in the Pac-12 with 214.0 rushing yards per game... Earned NJCAA first-team All-American honors following his sophomore season at Snow College... Named the 2015 Western State Football League Offensive Player of the Year in addition to picking up All-WSFL first team honors... Helped Snow College finish No. 2 in the NJCAA rankings after winning the WSFL championship and Salt City Bowl.

**PERSONAL:** Bolles played on the offensive and defensive lines at Westlake (Utah) High School... Also competed in lacrosse... Lists Greg and Emily Freeman as guardians after moving in with the Freeman family during high school... Garrett Bolles (pronounced: BOWLS) was born on May 27, 1992, in Walnut Creek, Calif.

## BRONCOS LEFT TACKLES TO START EVERY GAME AS A ROOKIE (SINCE 1968)

Year	Player
1974	Claudie Minor
1979	Dave Studdard
1992	Russell Freeman
2008	Ryan Clady
2017	Garrett Bolles

## Transactions

Signed by Denver as a draft choice 5/11/17; Re-signed by Denver 11/28/20.

## Garrett Bolles' NFL Regular Season Statistics

DATE	TEAM	GP	GS
2017	DEN	16	16
2018	DEN	16	16
2019	DEN	16	16
2020	DEN	15	15
2021	DEN	14	14
2022	DEN	5	5
2023	DEN	17	17
2024	DEN	17	17
2025	DEN	17	17
NFL TOTALS		133	133

## Garrett Bolles' NFL Postseason Statistics

DATE	TEAM	GP	GS
2024	DEN	1	1
2025	DEN	1	1
NFL TOTALS		2	2





15 OLB



## NIK BONITTO

HEIGHT/WEIGHT: 6-3 / 240

BIRTHDAY: Sep. 26, 1999

NFL EXPERIENCE: 4th YR

GP/GS: 64/36

COLLEGE: Oklahoma

BORN: Fort Lauderdale, Fla.

BRONCOS EXPERIENCE: 4th YR

ACQUIRED: D2-'22

### AT A GLANCE

- A fourth-year All-Pro and Pro Bowl outside linebacker who has appeared in 64 games (36 starts) for the Broncos from 2022-25, recording 137 tackles (92 solo), 37.0 sacks (252.0 yds.), one interception (71 yds., 1 TD), seven passes defended, six forced fumbles and one fumble recovery (50 yds., 1 TD).
- Played in two postseason games (2 starts) with Denver (2024-25), totaling seven tackles (4 solo), two forced fumbles and one sack (10 yds.).
- Became the sixth Broncos edge rusher to be named All-Pro by the Associated Press and the first since outside linebacker Von Miller in 2018.
- Became just the third Bronco since at least 1990 to record 13 sacks in back-to-back seasons.
- Totaled 14 sacks in 2025, setting a new career high and are the most by a Bronco in a season since OLB Von Miller (14.5) in 2018.
- Tied for the most multi-sack games (5) in the NFL this season while his 10 career games with 1.5+ sacks are tied for the sixth most in team history.
- Ranks tied for third in the NFL with 12.5 sacks (106.0 yds.) through Week 14.
- Led the NFL in sacks with 8.0 (58.5 yds.) through Week 6 while becoming the first Bronco since OLB Von Miller in 2017 to record at least 1.0 sack in five of the first six games of a season.
- Bonitto is just 1-of-6 players to record six multi-sack games since 2023, joining Myles Garrett, Danielle Hunter, Trey Hedrickson, Leonard Williams and Micah Parsons.
- Named to the 2025 Pro Bowl Games and Associated Press All-Pro Second Team after totaling career highs with 13.5 sacks (88.5 yds.) and 48 tackles (33 solo) in 2024 along with 24 quarterback hits, one interception (71 yds., 1 TD), four passes defended, two forced fumbles and one fumble recovery (50 yds., 1 TD).
- Became the first Bronco since OLB Bradley Chubb and OLB Von Miller in 2018 to record double-digit sacks in a season, and the fourth player in NFL history to record at least 13 sacks and two defensive touchdowns in a single season (first since former NFL DE J.J. Watt in 2014).
- Made 15 appearances (4 starts) in 2023, recording then-career highs in tackles (30), sacks (8), sack yards (57.5), passes defended (2) and also forced one fumble.
- Posted 13 tackles (5 solo), 1.5 sacks (13.5 yds.) and forced one fumble in his rookie year during the 2022 season.
- Appeared in 39 career games (30 starts) over four seasons at the University of Oklahoma from 2018-21.
- Totaled 117 tackles (68 solo), 18.5 sacks (119 yds.), one interception, seven passes defended, one forced fumble and three fumble recoveries during collegiate career.
- Finished his collegiate career ranked 13th in school history—and third among linebackers—in career sacks (18.5).
- Garnered numerous awards and distinctions following the 2021 season, including Pro Football Focus 2021 Big 12 Defensive Player of the Year, second-team All-Big 12 honors and semifinalist recognition for the Chuck Bednarik Award.
- Started all 12 games played in 2021, recording 39 tackles (23 solo), seven sacks (39 yds.), one pass defended, one forced fumble and three fumble recoveries.
- Registered 32 tackles (18 solo), eight sacks (44 yds.) and two passes defended in 10 games played (all starts) in 2020.
- Appeared in 14 games—starting the final eight—in 2019, posting 43 tackles (25 solo), 3.5 sacks (36 yds.), one interception and four passes defended.
- Played three games and tallied three tackles in 2018 before being redshirted.
- Attended St. Thomas Aquinas High School in Fort Lauderdale, Fla., where he recorded over 140 tackles during his high school career to go along with 17 sacks, two interceptions, two forced fumbles and three fumble recoveries.
- Selected by the Broncos in the second round (64th overall) of the 2022 NFL Draft.

**2025:** Bonitto has appeared in all 17 regular-season games (16 starts) and one postseason contest for Denver, recording 46 tackles (31 solo) with a career-high 14.0 sacks (92.5 yds.) and 14 tackles for loss... Sacked Titans QB Cam Ward (12 yds.) for his first quarterback takedown of the season while totaling three tackles (3 solo) and two tackles for loss vs. Ten. (9/7)... Recorded a career-high nine pressures on 22 pass rushes in season opener, according to Next Gen Stats... Accumulated two sacks (16 yds.) of Chargers QB Justin Herbert at LAC





(9/21) while contributing four tackles (3 solo) and five quarterback hits... Became just the fifth player in team history to reach 25 sacks within his first 50 career games while his 187.5 sack yards rank fourth among Broncos in 50 games... Posted 1.5 sacks of Bengals QB Jake Browning (10 yds.) vs. Cin. (9/29), marking the second time in his career he has recorded back-to-back games with at least 1.5 sacks... Racked up 2.5 sacks of Eagles QB Jalen Hurts (16 yds.), two of which came on third down, and finished with four tackles (3 solo) at Phi (10/5)... Became just the fourth Bronco—and first since OLB Von Miller in 2014—to record multiple sacks in three consecutive games... Has totaled seven sacks through the first five games of the season, which leads the NFL and is the second-most by a Bronco through five games in a season. Sacked Jets QB Justin Fields (4.5 yds.) for his eighth sack of the season while racking up six tackles (3 solo) in the victory at NYJ (10/12)... With his sack against the Jets, became the first Bronco since OLB Von Miller in 2017 to record at least 1.0 sack in five of the first six games of a season... Registered 1.5 sacks (9 yds.) while also posting five tackles (4 solo) vs. L.V. (11/6), marking his fourth multi-sack performance of 2025... Reached double digit sacks on the season after taking down Commanders QB Marcus Mariota (6 yds.) while punching the ball loose for his fifth career forced fumble and added three tackles (2 solo) at Was. (11/30)... Recorded his fifth multi-sack performance of the season with two sacks (9 yds.) as well as three solo tackles in the win at L.V. (12/7)... Totaled 1.5 sacks of Chargers QB Trey Lance (10 yds.) while stripping Lance from behind in the fourth quarter (recovered by DE Saivion Jones) vs. LAC (1/4) for his sixth career forced fumble... Started in the AFC Divisional Round Playoff vs. Buf. (1/17) and recorded three tackles (2 solo) and notched his first two postseason forced fumbles on Bills QB Josh Allen with one coming on a strip sack (10 yds.)... Becomes just the third player in team history to record multiple forced fumbles in a playoff game, joining former Broncos OLB Von Miller and Broncos Ring of Fame LB Tom Jackson.

**2024:** Bonitto earned Associated Press second-team All-Pro and Pro Bowl honors for the first time in his career after appearing in 17 games (15 starts)... Tallied career highs with 48 tackles (33 solo) and 13.5 sacks (88.5 yds.) along with 24 quarterback hits, one interception (71 yds., 1 TD), four passes defended, two forced fumbles and one fumble recovery (50 yds., 1 TD)... Became the sixth Broncos edge rusher to be named All-Pro by the Associated Press and the first since OLB Von Miller in 2018... Made his first start of the season and logged two solo tackles and one pass defended, including sacking Buccaneers QB Baker Mayfield to force a turnover on downs in the fourth quarter at T.B. (9/22)... Recorded a sack for the second straight week when he dropped Jets QB Aaron Rodgers (10 yards) to force a punt at NYJ (9/29)... Tallied at least one sack in his third consecutive week when sacking Raiders QB Gardner Minshew for six yards to force a Las Vegas punt vs. L.V. (10/6)... Sacked Chargers QB Justin Herbert (8 yds) vs. LAC (10/13), his fourth consecutive game with a sack... Recorded fifth consecutive game with a sack, totaling three tackles (1 solo) and one sack (9 yds.) of Saints QB Spencer Rattler at N.O. (10/17)... Tallied three tackles (1 solo) and one sack (6 yds.) of Panthers QB Bryce Young vs. Car. (10/27), marking his sixth consecutive game with at least one sack... Became the first Bronco since OLB Von Miller to record at least one sack in six consecutive games, tying for the third-longest streak in franchise history (since at least 1982)... Tallied three solo tackles and three quarterback hits, including a sack of Chiefs QB Patrick Mahomes (9 yds.) at K.C. (11/10)... Registered seven tackles (4 solo) and his first multi-sack game of the season, dropping Falcons QB Kirk Cousins twice for seven yds. vs. Atl. (11/17)... Recorded a new career high in single season sacks (9) after the Falcons game... Tallied three tackles (3 solo) and a strip sack (8 yds.) of Raiders QB Desmond Ridder at L.V. (11/25), bringing his season total to 10.0 quarterback takedowns... Became the first Bronco since OLB Bradley Chubb and OLB Von Miller in 2018 to record double-digit sacks in a season... Recorded one sack of Browns QB Jameis Winston (14 yds.) along with his first-career interception and interception return touchdown, taking a pick-six back 71 yards vs. Cle. (12/2)... The pick-six marked the third longest interception return touchdown by a Broncos linebacker since Pro Football Hall of Fame LB Randy Gradishar (93 yds. at Cle., 10/5)... Tallied five tackles (3 solo) and a half sack (2.5 yds.) while forcing one fumble on a backwards pass and returning it 50 yds. for a defensive touchdown vs. Ind. (12/15)... Became the second Bronco in team history--and first since Broncos Ring of Fame DB Billy Thompson in 1973--to record a defensive score in back-to-back games... Tallied three tackles (3 solo) and 2.0 sacks (9 yds.) vs. K.C. (1/5)... Became the fourth player in NFL history to record at least 13 sacks and two defensive touchdowns in a season (first since former NFL DE J.J. Watt in 2014)... Recorded the third-most sacks in the NFL in 2024... In first career postseason game, recorded four tackles (2 solo) and one quarterback hit at Buf. (1/12) in the AFC Wild Card Playoff.

**2023:** Bonitto made 15 appearances (4 starts), recording career highs in tackles (30), sacks (8), sack yards (57.5), passes defended (2) and also forced one fumble... Recorded his first sack of the season vs. Was. (9/17), bringing down Commanders QB Sam Howell for an eight-yard loss... Made a career-high six tackles (4 solo) along with two tackles for loss and one quarterback hit at Mia. (9/24)... Set a career-high 2.5 sacks (25 yds.)—including a strip sack on Bears QB Justin Fields that was recovered by OLB Jonathon Cooper for a game-tying score—and made four tackles (3 solo) in the 21-point comeback win at Chi. (10/1)... His strip sack caused the first Broncos' scoop-and-score since S Kareem Jackson's score at Hou. (12/8) in 2019... Totaled 2.0 sacks (10 yds.) along with two solo tackles vs. NYJ (10/8)... Became the first Bronco since OLB Malik Reed in 2020 to record at least 2.0 sacks in back-to-back games... Picked up his first career pass defended while also registering four quarterback hurries in the win vs. K.C. (10/29)... Batted down one pass, notched 1.5 sacks (6.5 yds.) and also helped DE Zach Allen record a safety in the win vs. Cle. (11/26)... Sacked Raiders QB Aidan O'Connell for an eight-yard loss at L.V. (1/7).

**2022:** Bonitto appeared in 15 games (1 start) with the Broncos after being drafted in the second round (64th overall) of the 2022 NFL Draft, recording 13 tackles (5 solo), 1.5 sacks (13.5 yds.) and one forced fumble... Made his first career tackle in his NFL debut vs. S.F. (9/25)... Tallied his first career sack vs. NYJ (10/23), bringing down Jets QB Zach Wilson with the help of DL Mike Purcell... Tallied his first strip sack on Jaguars QB Trevor Lawrence and added two solo tackles at Jac. (10/30)... Made his first career start at K.C. (1/1).

**COLLEGE:** Bonitto totaled 117 tackles (68 solo), 18.5 sacks (119 yds.), one interception, seven passes defended, one forced fumble and three fumble recoveries during his career at Oklahoma... Awarded All-Big 12 second team honors after starting all 12 games played in 2021, recording 39 tackles (23 solo) seven sacks (39 yds.), one pass defended, one forced fumble and three fumble recoveries... Was a PFF first team selection and was a second-team Associated Press All American as a junior when he registered 32 tackles (18 solo), eight sacks (44 yds.), and two passes defended in 10 games played (all starts)... Appeared in all 14 games as a sophomore, starting the final eight... Totaled 43 tackles (25 solo), 3.5 sacks (36 yds.), one interception and four passes defended.

**PERSONAL:** Bonitto attended St. Thomas Aquinas High School in Fort Lauderdale, Fla., where he recorded over 140 tackles during his high school career to go along with 17 sacks, two interceptions, two forced fumbles and three fumble recoveries... Touted as ESPN's No. 197 overall recruit in the country and the seventh ranked outside linebacker... Named an Under Armour All-American... Majored in communication at Oklahoma... Nik Bonitto (pronounced: bo-NEE-toe) was born on Sept. 26, 1999, in Fort Lauderdale, Fla.





# UPDATED PLAYER BIOS



## BRONCOS EDGE RUSHERS NAMED AP ALL-PRO

NAME	ALL-PRO HONORS
Von Miller	6
Tom Jackson	2
<b>NIK BONITTO</b>	<b>1</b>
Elvis Dumervil	1
John Mobley	1
Bob Swenson	1

## Transactions

Signed by Denver as a draft choice 5/12/22.

Nik Bonitto's NFL Regular Season Defensive Statistics

		TACKLES											INTERCEPTIONS					O. FUMB				ST				MISC	
DATE	TEAM	GP	GS	TK	S	A	TFL	YDS	SK	YDS	QBH	NO	YDS	LG	TD	PD	FF	FR	TD	YDS	TK	S	A	FF	FR	S	A
2022	DEN	15	1	13	5	8	1	3	1.5	13.5	3	0	0	0	0	0	1	0	0	0	1	1	0	0	0	0	0
2023	DEN	15	4	30	23	7	13	49	8.0	57.5	20	0	0	0	0	2	1	0	0	0	0	0	0	0	0	0	0
2024	DEN	17	15	48	33	15	16	116	13.5	88.5	24	1	71	71t	1	4	2	1	1	50	0	0	0	0	0	0	0
2025	DEN	17	16	46	31	15	14	84	14.0	92.5	28	0	0	0	0	1	2	0	0	0	0	0	0	0	0	0	0
NFL TOTALS		64	36	137	92	45	44	252	37.0	252.0	75	1	71	71T	1	7	6	1	1	50	1	1	0	0	0	0	0

Nik Bonitto's NFL Postseason Defensive Statistics

		TACKLES											INTERCEPTIONS					O. FUMB				ST				MISC	
DATE	TEAM	GP	GS	TK	S	A	TFL	YDS	SK	YDS	QBH	NO	YDS	LG	TD	PD	FF	FR	TD	YDS	TK	S	A	FF	FR	S	A
2024	DEN	1	1	4	2	2	0	0	0.0	0.0	1	0	0	0	0	0	0	0	0	0	0	0	0	0	0	0	0
2025	DEN	1	1	3	2	1	1	10	1.0	10.0	1	0	0	0	0	0	2	0	0	0	0	0	0	0	0	0	0
NFL TOTALS		2	2	7	4	3	1	10	1.0	10.0	2	0	0	0	0	0	2	0	0	0	0	0	0	0	0	0	0

## SINGLE-GAME HIGHS: DEFENSIVE

<b>Total Tackles</b>	7 vs. Atlanta Falcons, Nov 17, 2024	<b>Forced Fumbles</b>	1 vs. Los Angeles Chargers, Jan 04, 2026
<b>Solo Tackles</b>	4 vs. Las Vegas Raiders, Nov 06, 2025		...5 more at 1.
	...2 more at 4.	<b>Fumble Recoveries</b>	1 vs. Indianapolis Colts, Dec 15, 2024
<b>Sacks</b>	2.5 at Philadelphia Eagles, Oct 05, 2025	<b>Tackles For Loss</b>	2 at Las Vegas Raiders, Dec 07, 2025
	...1 more at 2.5.		...11 more at 2.
<b>Passes Defensed</b>	2 vs. Cleveland Browns, Dec 02, 2024	<b>Interceptions</b>	1 vs. Cleveland Browns, Dec 02, 2024

## SINGLE-GAME HIGHS - POSTSEASON: DEFENSIVE

<b>Total Tackles</b>	4 at Buffalo Bills, Jan 12, 2025	<b>Forced Fumbles</b>	2 vs. Buffalo Bills, Jan 17, 2026
<b>Solo Tackles</b>	2 vs. Buffalo Bills, Jan 17, 2026	<b>Tackles For Loss</b>	1 vs. Buffalo Bills, Jan 17, 2026
	...1 more at 2.		
<b>Sacks</b>	1.0 vs. Buffalo Bills, Jan 17, 2026		



# UPDATED PLAYER BIOS



## 2025 GAME-BY-GAME REGULAR-SEASON STATISTICS (DEN)

			TACKLES								INTERCEPTIONS					O. FUMB				ST				MISC				
DATE	OPPONENT	P/S	TK	S	A	SK	YDS	TFL	YDS	QBH	NO	YDS	LG	TD	PD	FF	FR	TD	YDS	TK	S	A	FF	FR	S	A	W/L	SCORE
09/07	TEN	S	3	3	0	1.0	12.0	2	13	3	0	0	0	0	0	0	0	0	0	0	0	0	0	0	0	0	W	20-12
09/14	at IND	S	3	1	2	0.0	0.0	0	0	1	0	0	0	0	0	0	0	0	0	0	0	0	0	0	0	0	L	28-29
09/21	at LAC	S	4	3	1	2.0	16.0	2	16	5	0	0	0	0	0	0	0	0	0	0	0	0	0	0	0	0	L	20-23
09/29	CIN	S	3	2	1	1.5	10.0	1	7	2	0	0	0	0	0	0	0	0	0	0	0	0	0	0	0	0	W	28-3
10/05	at PHI	S	4	3	1	2.5	16.0	2	15	3	0	0	0	0	0	0	0	0	0	0	0	0	0	0	0	0	W	21-17
10/12	at NYJ	S	6	3	3	1.0	4.5	0	0	2	0	0	0	0	0	0	0	0	0	0	0	0	0	0	0	0	W	13-11
10/19	NYG	S	2	1	1	0.0	0.0	0	0	1	0	0	0	0	0	0	0	0	0	0	0	0	0	0	0	0	W	33-32
10/26	DAL	S	1	1	0	0.0	0.0	0	0	0	0	0	0	0	0	0	0	0	0	0	0	0	0	0	0	0	W	44-24
11/02	at HOU	P	1	1	0	0.0	0.0	0	0	0	0	0	0	0	0	0	0	0	0	0	0	0	0	0	0	0	W	18-15
11/06	LV	S	5	4	1	1.5	9.0	2	10	3	0	0	0	0	0	0	0	0	0	0	0	0	0	0	0	0	W	10-7
11/16	KC	S	1	0	1	0.0	0.0	0	0	1	0	0	0	0	0	0	0	0	0	0	0	0	0	0	0	0	W	22-19
11/30	at WAS	S	3	2	1	1.0	6.0	1	7	1	0	0	0	0	0	1	0	0	0	0	0	0	0	0	0	0	W	27-26+
12/07	at LV	S	3	3	0	2.0	9.0	2	9	2	0	0	0	0	0	0	0	0	0	0	0	0	0	0	0	0	W	24-17
12/14	GB	S	2	2	0	0.0	0.0	1	3	1	0	0	0	0	0	0	0	0	0	0	0	0	0	0	0	0	W	34-26
12/21	JAX	S	2	0	2	0.0	0.0	0	0	1	0	0	0	0	0	0	0	0	0	0	0	0	0	0	0	0	L	20-34
12/25	at KC	S	1	1	0	0.0	0.0	0	0	0	0	0	0	0	1	0	0	0	0	0	0	0	0	0	0	0	W	20-13
01/04	LAC	S	2	1	1	1.5	10.0	1	4	2	0	0	0	0	0	1	0	0	0	0	0	0	0	0	0	0	W	19-3
2025 TOTALS		17-16	46	31	15	14.0	92.5	14	84	28	0	0	0	0	1	2	0	0	0	0	0	0	0	0	0	0	14-3	


+ - Overtime

## 2025 GAME-BY-GAME POSTSEASON STATISTICS (DEN)

			TACKLES							INTERCEPTIONS					O. FUMB				ST				MISC						
DATE	OPPONENT	P/S	TK	S	A	SK	YDS	TFL	YDS	QBH	NO	YDS	LG	TD	PD	FF	FR	TD	YDS	TK	S	A	FF	FR	S	A	W/L	SCORE	
01/17	BUF	S	3	2	1	1.0	10.0	1	10	1	0	0	0	0	0	2	0	0	0	0	0	0	0	0	0	0	0	W	33-30+
2025 TOTALS		1-1	3	2	1	1.0	10.0	1	10	1	0	0	0	0	0	2	0	0	0	0	0	0	0	0	0	0	0	1-0	

+ - Overtime





13 WR



## PAT BRYANT

HEIGHT/WEIGHT: 6-3 / 200

COLLEGE: Illinois

BIRTHDAY: Dec. 10, 2002

BORN: Jacksonville, Fla.

NFL EXPERIENCE: R

BRONCOS EXPERIENCE: R

GP/GS: 15/7

ACQUIRED: D3a-'25

### AT A GLANCE

- A rookie wide receiver who has appeared in 15 games (7 starts) for Denver (2025), recording 31 catches for 378 yards (12.2 avg.) with one touchdown.
- Played in one postseason game with Denver (2025), totaling three receptions for 32 yards (10.7 avg.).
- Played in 46 games over four seasons at the University of Illinois (2021-24), recording 137 catches for 2,095 yards (15.3 avg.) with 19 touchdowns.
- Named first-team All-Big Ten by the Associated Press and second-team All-Big Ten (coaches and media) as a senior after playing in all 12 games and recording 54 receptions for 984 yards (18.2 avg.) with 10 touchdowns.
- Finished 2024 tied for first in the Big Ten in receiving touchdowns (10), second in receiving yards (984) and tied for second in yards per reception (18.2) while tying Illinois' single season receiving touchdown record.
- Attended Atlantic Coast High School in Jacksonville, Fla., where he recorded 128 receptions, 2,261 receiving yards and 23 touchdowns during his high school career.
- Selected by the Broncos in the third round (74th overall) of the 2025 NFL Draft.

**2025:** Bryant has appeared in all 11 regular-season games (5 starts) for Denver, recording 15 receptions for 231 yards (15.4 avg.) with one touchdown... Made his NFL debut in Week 1 vs. Ten (9/7)... Made his first career catch in Week 2 at Ind. (9/14)... Finished the Colts game with two receptions for 18 yards (9.0 avg.)... Made first career start at Phi. (10/5)... Recorded two receptions for 22 yards (11.0 avg.) at NYJ (10/12)... Notched his first career touchdown after totaling two receptions for 40 yards (20.0 avg.) with one score vs. Dal. (10/26)... Recorded two receptions for 20 yards (10.0 avg.) at Hou. (11/2)... Recorded one reception for 43 yards vs. L.V. (11/6)... Set new career highs with receptions for 82 yards (16.4 avg.) vs. K.C. (11/16)... Recorded three receptions for 42 yards (14.0 avg.) at Was. (11/30)... Totaled four receptions for 32 yards (8.0 avg.) at L.V. (12/7)... Recorded five receptions for 42 yards (8.4 avg.) vs. Jac. (12/21)... Recorded four receptions for 31 yards (7.8 avg.) vs. LAC (1/4)... Made his NFL postseason debut in the AFC Divisional Round vs. Buf. (1/17), recording three receptions for 32 yards (10.7 avg.).

**COLLEGE:** Bryant appeared in 46 games over four seasons at the University of Illinois (2021-24), recording 137 catches for 2,095 yards (15.3 avg.) with 19 touchdowns... Was named first-team All-Big Ten by the Associated Press and second-team All-Big Ten (coaches and media) in 2024 after playing in all 12 games and recording 54 receptions for 984 yards (18.2 avg.) with 10 touchdowns... Finished tied for first in the Big Ten in receiving touchdowns (10), second in receiving yards (984) and tied for second in yards per reception (18.2)... His 10 touchdown catches also tied school record for single season receiving touchdowns... Appeared in 12 games (9 starts) in 2023, totaling 43 receptions for 560 yards (13.0 avg.) with seven touchdowns... Tied for fourth in the Big Ten in regular-season receiving touchdowns (7), and tied for fifth in the Big Ten in receiving touchdowns in conference contests (5)... In 2022, played in 12 games (11 starts), registering 34 receptions for 453 yards (13.3 avg.) with two touchdowns... Recorded multiple receptions in nine of 12 games played while leading Illinois and ranking 16th in the Big Ten in yards per reception (13.3)... Also totaled four kickoff returns for 85 yards.

**HIGH SCHOOL:** Bryant attended Atlantic Coast High School in Jacksonville, Fla., where he recorded 128 receptions for 2,261 yards with 23 touchdowns during his high school career... As a senior, totaled 44 receptions for 942 yards with seven touchdowns... Collected 45 receptions for 684 yards with 11 touchdowns as a junior.

**PERSONAL:** Bryant earned his bachelor's degree in recreation, sport and tourism at the University of Illinois... Pat Bryant was born on December 10, 2002, in Jacksonville, Fla.

### Transactions

Signed by Denver as a draft choice 5/9/25.





# UPDATED PLAYER BIOS



Pat Bryant's NFL Regular Season Rushing/Receiving Statistics

		RECEIVING							RUSHING				
DATE	TEAM	GP	GS	NO.	YDS.	AVG.	LG	TD	NO.	YDS.	AVG.	LG	TD
2025	DEN	15	7	31	378	12.2	48	1	0	0	0.0	0	0
NFL TOTALS		15	7	31	378	12.2	48	1	0	0	0.0	0	0

Pat Bryant's NFL Postseason Rushing/Receiving Statistics

		RECEIVING							RUSHING				
DATE	TEAM	GP	GS	NO.	YDS.	AVG.	LG	TD	NO.	YDS.	AVG.	LG	TD
2025	DEN	1	1	3	32	10.7	15	0	0	0	0.0	0	0
NFL TOTALS		1	1	3	32	10.7	15	0	0	0	0.0	0	0

Pat Bryant's NFL Regular Season Return Statistics

KICKOFF RETURNS							PUNT RETURNS					
DATE	TEAM	RET.	YDS.	AVG.	LG	TD	NO.	FC	YDS.	AVG.	LG	TD
2025	DEN	0	0	0.0	0	0	0	0	0	0.0	0	0
NFL TOTALS		0	0	0.0	0	0	0	0	0	0.0	0	0

Pat Bryant's NFL Postseason Return Statistics

KICKOFF RETURNS							PUNT RETURNS					
DATE	TEAM	RET.	YDS.	AVG.	LG	TD	NO.	FC	YDS.	AVG.	LG	TD
2025	DEN	0	0	0.0	0	0	0	0	0	0.0	0	0
NFL TOTALS		0	0	0.0	0	0	0	0	0	0.0	0	0

## SINGLE-GAME HIGHS: RECEIVING

<b>Receptions</b>	5 vs. Jacksonville Jaguars, Dec 21, 2025	<b>All-Purpose Yards</b>	82 vs. Kansas City Chiefs, Nov 16, 2025
	5 vs. Kansas City Chiefs, Nov 16, 2025		43 vs. Las Vegas Raiders, Nov 06, 2025
	4 vs. Los Angeles Chargers, Jan 04, 2026		42 vs. Jacksonville Jaguars, Dec 21, 2025
	4 at Las Vegas Raiders, Dec 07, 2025		42 at Washington Commanders, Nov 30, 2025
	3 at Washington Commanders, Nov 30, 2025		40 vs. Dallas Cowboys, Oct 26, 2025
<b>Receiving Yards</b>	82 vs. Kansas City Chiefs, Nov 16, 2025	<b>Special Teams Tackles</b>	1 vs. Dallas Cowboys, Oct 26, 2025
	43 vs. Las Vegas Raiders, Nov 06, 2025		1 vs. Dallas Cowboys, Oct 26, 2025
	42 vs. Jacksonville Jaguars, Dec 21, 2025		82 vs. Kansas City Chiefs, Nov 16, 2025
	42 at Washington Commanders, Nov 30, 2025		43 vs. Las Vegas Raiders, Nov 06, 2025
	40 vs. Dallas Cowboys, Oct 26, 2025		42 vs. Jacksonville Jaguars, Dec 21, 2025
<b>Receiving Average</b>	16.4 vs. Kansas City Chiefs, Nov 16, 2025	<b>Most TDs</b>	42 at Washington Commanders, Nov 30, 2025
	14.0 at Washington Commanders, Nov 30, 2025		40 vs. Dallas Cowboys, Oct 26, 2025
	8.4 vs. Jacksonville Jaguars, Dec 21, 2025	<b>Scrimmage Yards</b>	
	8.0 at Las Vegas Raiders, Dec 07, 2025		
	7.8 vs. Los Angeles Chargers, Jan 04, 2026		
<b>Longest Receptions</b>	48 vs. Kansas City Chiefs, Nov 16, 2025		
	43 vs. Las Vegas Raiders, Nov 06, 2025		
	24t vs. Dallas Cowboys, Oct 26, 2025		
	21 at Washington Commanders, Nov 30, 2025		
	16 at Washington Commanders, Nov 30, 2025		
<b>Receiving TDs</b>	...1 more at 16.		
	1 vs. Dallas Cowboys, Oct 26, 2025		



# UPDATED PLAYER BIOS



## SINGLE-GAME HIGHS - POSTSEASON: RECEIVING

**Receiving Yards** 32 vs. Buffalo Bills, Jan 17, 2026  
**Receiving Average** 10.7 vs. Buffalo Bills, Jan 17, 2026  
**Longest Receptions** 15 vs. Buffalo Bills, Jan 17, 2026  
12 vs. Buffalo Bills, Jan 17, 2026  
5 vs. Buffalo Bills, Jan 17, 2026

**All-Purpose Yards** 32 vs. Buffalo Bills, Jan 17, 2026  
**Scrimmage Yards** 32 vs. Buffalo Bills, Jan 17, 2026

## 2025 GAME-BY-GAME REGULAR-SEASON STATISTICS (DEN)

			RECEIVING					RUSHING						
DATE	OPPONENT	P/S	NO.	YDS.	AVG.	LG	TD	NO.	YDS.	AVG.	LG	TD	W/L	SCORE
09/07	TEN	P	0	0	0.0	0	0	0	0	0.0	0	0	W	20-12
09/14	at IND	P	2	18	9.0	12	0	0	0	0.0	0	0	L	28-29
09/21	at LAC	P	0	0	0.0	0	0	0	0	0.0	0	0	L	20-23
09/29	CIN	P	0	0	0.0	0	0	0	0	0.0	0	0	W	28-3
10/05	at PHI	S	0	0	0.0	0	0	0	0	0.0	0	0	W	21-17
10/12	at NYJ	P	2	22	11.0	11	0	0	0	0.0	0	0	W	13-11
10/19	NYG	S	1	6	6.0	6	0	0	0	0.0	0	0	W	33-32
10/26	DAL	S	2	40	20.0	24t	1	0	0	0.0	0	0	W	44-24
11/02	at HOU	S	2	20	10.0	13	0	0	0	0.0	0	0	W	18-15
11/06	LV	P	1	43	43.0	43	0	0	0	0.0	0	0	W	10-7
11/16	KC	S	5	82	16.4	48	0	0	0	0.0	0	0	W	22-19
11/30	at WAS	P	3	42	14.0	21	0	0	0	0.0	0	0	W	27-26+
12/07	at LV	S	4	32	8.0	13	0	0	0	0.0	0	0	W	24-17
12/14	GB		INACTIVE										W	34-26
12/21	JAX	P	5	42	8.4	13	0	0	0	0.0	0	0	L	20-34
12/25	at KC		INACTIVE										W	20-13
01/04	LAC	S	4	31	7.8	11	0	0	0	0.0	0	0	W	19-3
2025 TOTALS		15-7	31	378	12.2	48	1	0	0	0.0	0	0	14-3	


+ - Overtime

## 2025 GAME-BY-GAME POSTSEASON STATISTICS (DEN)

			RECEIVING					RUSHING						
DATE	OPPONENT	P/S	NO.	YDS.	AVG.	LG	TD	NO.	YDS.	AVG.	LG	TD	W/L	SCORE
01/17	BUF	S	3	32	10.7	15	0	0	0	0.0	0	0	W	33-30+
2025 TOTALS		1-1	3	32	10.7	15	0	0	0	0.0	0	0	1-0	

+ - Overtime





0 OLB



## JONATHON COOPER

HEIGHT/WEIGHT: 6-4 / 257

BIRTHDAY: Jan. 8, 1998

NFL EXPERIENCE: 5th YR

GP/GS: 81/65

COLLEGE: Ohio State

BORN: Gahanna, Ohio

BRONCOS EXPERIENCE: 5th YR

ACQUIRED: D7b-'21

### AT A GLANCE

- A fifth-year outside linebacker who has played 81 games (65 starts) for the Broncos from 2021-25, nabbing 259 tackles (141 solo), 31.5 sacks (210.0 yds.), one interception (4 yds.), seven passes defended, two forced fumbles and three fumble recoveries (1 TD).
- Made five tackles (3 solo) in two postseason games (2 starts) with Denver (2024-25).
- After totaling 1.5 sacks in Week 7 against the Giants, Cooper reached 29.5 career sacks in his first 71 games played. That is the most by any seventh-round draft choice in their first 71 career games since the league switched to a seven-round draft format in 1994.
- Totaled six career multi-sack games, which is tied for the seventh-most by any seventh-round draft choice since 1994.
- Reached the double-digit sack mark for the first time in his career after setting a career-high 10.5 sacks (50.5 yds.) along with 58 tackles (33 solo), 20 quarterback hits, one pass defended and one forced fumble in 17 starts in 2024.
- Recorded a team-high 8.5 sacks (65.5 yds.) along with 70 tackles (43 solo), one interception (4 yds.), two passes defended, one forced fumble and two fumble recoveries in 17 starts in 2023.
- Started 9-of-14 games played in 2022, making 44 tackles (20 solo) and two sacks (13 yds.).
- Appeared in 16 games (5 starts) as a rookie in 2021, totaling 37 tackles (22 solo), 2.5 sacks (22 yds.) and one fumble recovery.
- Played 45 games (25 starts) at Ohio State (2016-20), collecting 75 tackles (44 solo), 10 sacks (66 yds.), two pass breakups, one forced fumble and two fumble recoveries.
- Selected as an All-Big Ten honoree on two occasions, including third-team recognition in 2020.
- Became the first player in Ohio State history to wear the "Block O" jersey, which is given to the player who best represents the legacy of former Buckeye Bill Willis and exhibits selfless, player-driven leadership qualities.
- Started all eight games played in 2020, tallying 24 tackles (12 solo), 3.5 sacks (29 yds.), one pass breakup and one forced fumble.
- Limited to just four games (all starts) as a true senior in 2019 before suffering a season-ending injury and electing to redshirt.
- Opened all 13 games in 2018, posting a career-high 25 tackles (14 solo) to go along with 2.5 sacks (9 yds.) and one fumble recovery.
- Tallied 15 tackles (11 solo), two sacks (17 yds.) and one fumble recovery in 14 games played in 2017.
- Appeared in six games as a true freshman, adding six tackles (2 solo) and one sack (5 yds.).
- Prepped at Lincoln High School in Gahanna, Ohio, where he was named the state's Defensive Player of the Year while being selected to the All-USA Ohio football team as a senior.
- Selected by the Broncos in the seventh round (239th overall) of the 2021 NFL Draft.

**2025:** Cooper started all 17 regular-season games and one postseason game for Denver, tallying 50 tackles (23 solo) with 8.0 sacks (59.0 yds.), eight tackles for loss and a career-high four passes defended... Slipped into the backfield to record one sack (6 yds.) of Titans QB Cam Ward, finishing with two tackles (2 solo) vs. Ten. (9/7)... Added his second sack of the season by taking down Chargers QB Justin Herbert (7 yds.) while totaling four tackles (2 solo) at LAC (9/21)... Recorded a half sack of Bengals QB Jake Browning (3 yds.) on third down while tallying two tackles (1 solo), two quarterback hits and one pass defended vs. Cin. (9/29)... Tied a career-high with 2.0 sacks of Jets QB Justin Fields (19 yds.) while also finishing with five tackles (2 solo) and three quarterback hits in the win at NYJ (10/12)... Tallied another game with at least one sack by recording 1.5 sacks of Giants QB Jaxson Dart (5 yds.) vs. NYG (10/19)... Marked consecutive games with at least 1.5 games for the first time in his career... Tallied a career-high two passes defended in addition to four tackles vs. Dal. (10/26)... Recorded his seventh sack of the season of Texans QB Davis Mills (12 yds.) on a third down in the red zone to force a field goal at Hou. (11/2)... Registered a half sack (split with DL John Franklin-Myers) on Raiders QB Geno Smith (1.5 yds.) vs. L.V. (11/6)... Accumulated a season-high six tackles (4 solo) and one tackle for loss at Was. (11/30)... Totaled five tackles (1 solo) while recording a critical half sack (split with DL Zach Allen) on fourth down in the fourth quarter on Packers QB Jordan Love (5.5 yds.) in the win vs. G.B. (12/14).

**2024:** Cooper started 17 regular-season contests for the Broncos, tallying 58 tackles (33 solo), a career-high 10.5 sacks (50.5 yds.), 20 quarterback hits and one forced fumble... Led the Broncos with two sacks (13 yds.) at Sea. (9/8), marking the third multi-sack game of his career and first since 2023 vs. Was. (9/17)... Became the first Bronco since OLB Von Miller in 2018 (vs. Sea., 9/9) to record multiple sacks in the first half of the season opener... Tallied three tackles (2 solo), including one sack (5 yds.), at T.B. (9/22)... With his sack of Buccaneers QB Baker Mayfield, he tied DE Fred Stokes and NT Jeff Wright for the 13th-most quarterback takedowns by a player drafted in the seventh round or later in the NFL Draft in his first 50 career games... Recorded one sack of Raiders QB Gardner Minshew (3 yds.) vs. L.V. (10/6)...







Totaled six tackles (4 solo), a half sack (DE Zach Allen) and one forced fumble vs. LAC (10/13)... Tallied five tackles (4 solo) and one sack of Panthers QB Bryce Young (3 yds.) vs. Car. (10/27)... Registered six tackles (3 solo) and one sack of Chiefs QB Patrick Mahomes (2 yds.) at K.C. (11/10)... Recorded three tackles (1 solo) and a half sack (ILB Cody Barton) at L.V. (11/24)... Nabbed three tackles (2 solo) and one sack of Browns QB Jameis Winston (8 yds.) vs. Cle. (12/2)... Tallied four tackles (3 solo) and 1.5 sacks (6.5 yds.) of Bengals QB Joe Burrow at Cin. (12/28), setting a new career high with 9.5 quarterback takedowns on the season... Sacked Chiefs QB Carson Wentz (4 yds.) vs. K.C. (1/5), eclipsing the double-digit sack mark for the first time in his career... Along with OLB Nik Bonitto (13.5 sacks in 2024), became the first Broncos duo to record double-digit sacks since 2018 (OLBs Bradley Chubb and Von Miller)... Started first career postseason appearance and recorded three tackles (1 solo) at Buf. (1/12) in the AFC Wild Card Playoff.

**2023:** Cooper set a career best with a team-high 8.5 sacks (65.5 yds.) along with 70 tackles (43 solo), one interception (4 yds.), two passes defended, one forced fumble and two fumble recoveries in 17 starts... Tied his career-high of two sacks (20 yds.), including a strip sack of Commanders QB Sam Howell, along with a career-best eight tackles (3 solo) vs. Was. (9/17)... His strip sack of Howell was his first career forced fumble... Made six tackles (3 solo) at Mia. (9/24)... Sacked Bears QB Justin Fields for a six-yard loss, made five tackles (2 solo) and recovered a strip sack forced by OLB Nik Bonitto for a touchdown at Chi. (10/1)... His scoop-and-score was the first by a Bronco since 2019 when S Kareem Jackson recovered a fumble for a score at Hou. (12/8)... Sacked Chiefs QB Patrick Mahomes for a two-yard loss while also contributing three solo tackles and his first career pass defended at K.C. (10/12)... Made six tackles (3 solo) in the win vs. G.B. (10/22)... Recovered a strip sack from OLB Baron Browning while also assisting on a sack (3.5 yds.) and made three tackles (1 solo) in the win vs. K.C. (10/29)... Sacked Vikings QB Josh Dobbs for an 11-yard loss and also made five tackles (2 solo) in the win vs. Min. (11/19)... Finished with five tackles (4 solo) and one quarterback hit in the win vs. Cle. (11/26)... Made seven tackles (4 solo) at Hou. (12/3)... Nabbed his first career interception off Chargers QB Justin Herbert and also made two solo tackles at LAC (12/10)... Sacked Lions QB Jared Goff at Det. (12/16) to tie former Broncos LB Ken Woodard for the fourth-most sacks (11.0) by a Broncos' draft selection in the seventh round or later... Posted four solo tackles and one sack (10 yds.) on Patriots QB Bailey Zappe vs. N.E. (12/24)... Recorded a sack in a third straight game after bringing down Chargers QB Easton Stick for a five-yard loss.

**2022:** Cooper started 9-of-14 games played, making 44 tackles (20 solo) and two sacks (13 yds.)... Made his first start of the season in the win at Jac. (10/30), tallying five tackles (1 solo)... Produced a career-high seven tackles (5 solo) along with a QB hit vs. L.V. (11/20)... Notched his first sack of the season against Ravens QB Lamar Jackson (6 yds.) along with five tackles (1 solo) at Bal. (12/4)... Picked up a sack in a second-straight game after taking down Chiefs QB Patrick Mahomes while also logging two tackles (1 solo) vs. K.C. (12/11)... Tied a career-high 7 tackles (3 solo) at LAR (12/25).

**2021:** Cooper, who was selected by the Broncos in the seventh round (239th overall) of the 2021 NFL Draft, appeared in 16 games (5 starts), totaling 37 tackles (22 solo), 2.5 sacks (22 yds.), and one fumble recovery... Made his NFL debut in Week 1 at NYG (9/12)... Collected first career tackle vs. NYJ (9/26)... Recorded five tackles (2 solo) and a career-high three quarterback hits at Cle. (10/21)... Collected first career start, tallying two assisted tackles vs. Was. (10/31)... Registered the first two sacks of his career and tallied two quarterback takedowns (20 yds.) and four tackles (3 solo) at Dal. (11/7)... Posted five tackles (4 solo) vs. Phi. (11/14)... Registered first career fumble recovery and added five solo tackles vs. Det. (12/12)... Totaled 0.5 sacks (2 yds.) and had a career-high six tackles (4 solo) vs. Cin. (12/19).

**COLLEGE:** Cooper served as a two-year captain and started 25-of-45 games played over his five seasons (2016-20) at Ohio State... Selected as an All-Big Ten honoree on two occasions, including third-team recognition in 2020... Became the first player in Ohio State history to wear the "Block O" jersey which is given to the player who best represents the legacy of former Buckeye Bill Willis and exhibits selfless, player-driven leadership qualities... Started all eight games played in his final collegiate campaign in 2020, compiling 24 tackles (12 solo), 3.5 sacks (29 yds.), one pass breakup and one forced fumble... Limited to just four games (all starts) during his true senior season in 2019 before suffering a season-ending injury and electing to redshirt... Opened all 13 games in 2018, compiling 25 tackles (24 solo), 2.5 sacks (9 yds.) and one fumble recovery... Tallied 15 tackles (11 solo), two sacks (17 yds.) and one fumble recovery in 14 games played in 2017... Appeared in six games as true freshman in 2016, garnering six tackles (2 solo) and one sack (5 yds.).

**PERSONAL:** Cooper attended Lincoln High School in Gahanna, Ohio, where he was named USA Today's Ohio Defensive Player of the Year while being selected to the All-USA Ohio football team as a senior... Selected to the Associated Press All-State team as a senior... Jonathon Cooper was born on Jan. 8, 1998, in Gahanna, Ohio.

## Transactions

Signed by Denver as a draft choice 6/15/21.

Jonathon Cooper's NFL Regular Season Defensive Statistics

				TACKLES								INTERCEPTIONS					O. FUMB				ST				MISC		
DATE	TEAM	GP	GS	TK	S	A	TFL	YDS	SK	YDS	QBH	NO	YDS	LG	TD	PD	FF	FR	TD	YDS	TK	S	A	FF	FR	S	A
2021	DEN	16	5	37	22	15	4	28	2.5	22.0	7	0	0	0	0	0	0	1	0	0	1	0	1	0	0	0	0
2022	DEN	14	9	44	20	24	2	13	2.0	13.0	7	0	0	0	0	0	0	0	0	0	4	3	1	0	0	0	0
2023	DEN	17	17	70	43	27	8	45	8.5	65.5	13	1	4	4	0	2	1	2	1	35	2	1	1	0	0	0	0
2024	DEN	17	17	58	33	25	11	48	10.5	50.5	20	0	0	0	0	1	1	0	0	0	0	0	0	0	0	0	0
2025	DEN	17	17	50	23	27	8	43	8.0	59.0	16	0	0	0	0	4	0	0	0	0	0	0	0	0	0	0	0
NFL TOTALS		81	65	259	141	118	33	177	31.5	210.0	63	1	4	4	0	7	2	3	1	35	7	4	3	0	0	0	0



UPDATED PLAYER BIOS



Jonathon Cooper's NFL Postseason Defensive Statistics

				TACKLES								INTERCEPTIONS					O. FUMB				ST				MISC		
DATE	TEAM	GP	GS	TK	S	A	TFL	YDS	SK	YDS	QBH	NO	YDS	LG	TD	PD	FF	FR	TD	YDS	TK	S	A	FF	FR	S	A
2024	DEN	1	1	3	1	2	0	0	0.0	0.0	0	0	0	0	0	0	0	0	0	0	0	0	0	0	0	0	0
2025	DEN	1	1	2	2	0	0	0	0.0	0.0	1	0	0	0	0	0	0	0	0	0	0	0	0	0	0	0	0
NFL TOTALS		2	2	5	3	2	0	0	0.0	0.0	1	0	0	0	0	0	0	0	0	0	0	0	0	0	0	0	0

SINGLE-GAME HIGHS: DEFENSIVE

Total Tackles	8 vs. Washington Commanders, Sep 17, 2023	Forced Fumbles	1 vs. Los Angeles Chargers, Oct 13, 2024
Solo Tackles	5 at Detroit Lions, Dec 16, 2023	Fumble Recoveries	1 vs. Detroit Lions, Dec 12, 2021
Sacks	2.0 at New York Jets, Oct 12, 2025	Tackles For Loss	2 vs. Carolina Panthers, Oct 27, 2024
Passes Defensed	2 vs. Dallas Cowboys, Oct 26, 2025	Special Teams Tackles	1 at Kansas City Chiefs, Dec 05, 2021

SINGLE-GAME HIGHS - POSTSEASON: DEFENSIVE

Total Tackles	3 at Buffalo Bills, Jan 12, 2025	Solo Tackles	2 vs. Buffalo Bills, Jan 17, 2026
---------------	----------------------------------	--------------	-----------------------------------

2025 GAME-BY-GAME REGULAR-SEASON STATISTICS (DEN)

			TACKLES								INTERCEPTIONS					O. FUMB				ST				MISC					
DATE	OPPONENT	P/S	TK	S	A	SK	YDS	TFL	YDS	QBH	NO	YDS	LG	TD	PD	FF	FR	TD	YDS	TK	S	A	FF	FR	S	A	W/L	SCORE	
09/07	TEN	S	2	2	0	1.0	6.0	1	6	1	0	0	0	0	0	0	0	0	0	0	0	0	0	0	0	0	W	20-12	
09/14	at IND	S	4	2	2	0.0	0.0	1	2	0	0	0	0	0	0	0	0	0	0	0	0	0	0	0	0	0	L	28-29	
09/21	at LAC	S	4	2	2	1.0	7.0	1	7	1	0	0	0	0	0	0	0	0	0	0	0	0	0	0	0	0	L	20-23	
09/29	CIN	S	2	1	1	0.5	3.0	0	0	2	0	0	0	0	1	0	0	0	0	0	0	0	0	0	0	0	W	28-3	
10/05	at PHI	S	1	1	0	0.0	0.0	0	0	0	0	0	0	0	1	0	0	0	0	0	0	0	0	0	0	0	W	21-17	
10/12	at NYJ	S	5	2	3	2.0	19.0	1	9	3	0	0	0	0	0	0	0	0	0	0	0	0	0	0	0	0	W	13-11	
10/19	NYG	S	3	1	2	1.5	5.0	1	3	2	0	0	0	0	0	0	0	0	0	0	0	0	0	0	0	0	W	33-32	
10/26	DAL	S	4	0	4	0.0	0.0	0	0	1	0	0	0	0	2	0	0	0	0	0	0	0	0	0	0	0	W	44-24	
11/02	at HOU	S	2	1	1	1.0	12.0	1	12	1	0	0	0	0	0	0	0	0	0	0	0	0	0	0	0	0	W	18-15	
11/06	LV	S	2	1	1	0.5	1.5	1	2	1	0	0	0	0	0	0	0	0	0	0	0	0	0	0	0	0	W	10-7	
11/16	KC	S	4	1	3	0.0	0.0	0	0	0	0	0	0	0	0	0	0	0	0	0	0	0	0	0	0	0	W	22-19	
11/30	at WAS	S	6	4	2	0.0	0.0	1	2	0	0	0	0	0	0	0	0	0	0	0	0	0	0	0	0	0	W	27-26+	
12/07	at LV	S	2	2	0	0.0	0.0	0	0	0	0	0	0	0	0	0	0	0	0	0	0	0	0	0	0	0	W	24-17	
12/14	GB	S	5	1	4	0.5	5.5	0	0	1	0	0	0	0	0	0	0	0	0	0	0	0	0	0	0	0	W	34-26	
12/21	JAX	S	2	1	1	0.0	0.0	0	0	2	0	0	0	0	0	0	0	0	0	0	0	0	0	0	0	0	L	20-34	
12/25	at KC	S	1	1	0	0.0	0.0	0	0	1	0	0	0	0	0	0	0	0	0	0	0	0	0	0	0	0	W	20-13	
01/04	LAC	S	1	0	1	0.0	0.0	0	0	0	0	0	0	0	0	0	0	0	0	0	0	0	0	0	0	0	W	19-3	
2025 TOTALS		17-17	50	23	27	8.0	59.0	8	43	16	0	0	0	0	4	0	0	0	0	0	0	0	0	0	0	0	0	14-3	


+ - Overtime

2025 GAME-BY-GAME POSTSEASON STATISTICS (DEN)

			TACKLES								INTERCEPTIONS					O. FUMB				ST				MISC				
DATE	OPPONENT	P/S	TK	S	A	SK	YDS	TFL	YDS	QBH	NO	YDS	LG	TD	PD	FF	FR	TD	YDS	TK	S	A	FF	FR	S	A	W/L	SCORE
01/17	BUF	S	2	2	0	0.0	0.0	0	0	1	0	0	0	0	0	0	0	0	0	0	0	0	0	0	0	0	W	33-30+
2025 TOTALS		1-1	2	2	0	0.0	0.0	0	0	1	0	0	0	0	0	0	0	0	0	0	0	0	0	0	0	0	1-0	

+ - Overtime





16 P



## JEREMY CRAWSHAW

HEIGHT/WEIGHT: 6-3 / 205

COLLEGE: Florida

BIRTHDAY: May. 22, 2001

BORN: Emu Plains, New South Wales, Australia

NFL EXPERIENCE: R

BRONCOS EXPERIENCE: R

GP/GS: 17/0

ACQUIRED: D6-'25

### AT A GLANCE

- A rookie punter who has played in 16 games with Denver, punting 69 times for 3,286 yards (47.6 avg. / 41.0 net) with 29 punts inside of the 20-yard line, one shy of the league high.
- Placed five punts inside the 20-yard line at Philadelphia in Week 5, tying a franchise rookie record in a game.
- Played in 53 games over five seasons at the University of Florida (2020-24), punting 190 times for 8,820 yards (46.4 avg.) with 76 punts inside of the 20-yard line and 16 touchbacks.
- Appeared in all 13 games in 2024 with the Gators, punting 59 times for 2,699 yards (45.7 avg.) with 25 punts inside of the 20-yard line and four touchbacks.
- Punted 42 times for 2,052 yards (48.9 avg.) with 15 punts inside of the 20-yard line and five touchbacks in 12 games during the 2023 season.
- Played in all 13 games in 2022 and punted 35 times for 1,678 yards (47.9 avg.) with 15 punts inside of the 20-yard line and one touchback.
- Punted 52 times in 2021, totaling 2,293 yards (44.1 avg.) with 20 punts inside of the 20-yard line and six touchbacks.
- Prior to arriving at Florida, was discovered via ProKick Australia, which has developed Australian athletes to reach the collegiate and NFL levels since 2007.
- Selected by the Broncos in the sixth round (216<sup>th</sup> overall) of the 2025 NFL Draft.

**2025:** Crawshaw played in all 17 games in his rookie season for Denver, punting 75 times for 3,573 yards (47.6 avg./41.1 net) as 30 punts landed inside the 20-yard line, tied as the third most in the league... Booted three punts in his NFL debut for 144 yards (48.0 avg./44.0 net) as all three landed inside the 20-yard line vs. Ten. (9/7)... Punted three times for 134 yards (44.7 avg./43.3 net) with all three dropping inside the 20-yard line at Ind. (9/14)... Punted seven times for 330 yards (47.1 avg./40.0 net) with three landing inside the 20-yard line at LAC (9/21)... Booted four punts (49.8 avg./35.8 net) with one inside the 20-yard line vs. Cin (9/29)... Punted seven times for 328 yards (46.0 avg./41.9 net) at Phi. (10/5) while dropping five inside the 20-yard line... His five punts inside the 10-yard line tied a single game franchise rookie record... Recorded six punts for 291 yards (48.5 avg./39.8 net) with one boot landing inside the 20-yard line at NYJ (10/12)... Punted six times for 303 yards (50.5 avg./45.8 net) vs. NYG (10/19) while dropping two inside the 20-yard line... Punted a career-high eight times for 428 yards (53.5 avg./43.3 net) while booting a career long 76-yard punt in the third quarter as two landed inside the 20-yard line at Hou. (11/2)... Totaled four punts for 211 yards (52.8 avg./48.0 net) while placing three inside the 20-yard line vs. K.C. (11/16)... Punted six times for 287 yards (47.8 avg./46.0 net) in the win vs. LAC (1/4) as one boot was placed inside the 20-yard line.

**2024:** Crawshaw appeared in all 13 games with the Gators, punting 59 times for 2,699 yards (45.7 avg.) with 25 punts inside of the 20-yard line and four touchbacks... Was named the Ray Guy Award Punter of the Week for Week 6 after kicking four times for 183 yards (45.8 avg.) vs. UCF (10/5).

**2023:** Crawshaw punted 42 times for 2,052 yards (48.9 avg.) with 15 punts inside of the 20-yard line and five touchbacks in 12 games... Named second-team All-SEC by the Associated Press... Finished the season owning the all-time program record of average yards per punt in a career (min. 90 punts) at 46.7 yards per punt... Also set the single-season program record average of 48.0 yards per punt... Recorded seven punts that traveled 60 yards or more and 21 punts that traveled more than 50 yards.

**2022:** Crawshaw played in all 13 games and punted 35 times for 1,678 yards (47.9 avg.) with 15 punts inside of the 20-yard line along with one touchback... Also tallied 13 punts that traveled at least 50 yards and forced 12 fair catches... Punted for times in the Las Vegas Bowl vs. Oregon State (12/17), with all four punts going for over 50 yards and averaging 56.5 yards per punt.

**2021:** Crawshaw punted 52 times, totaling 2,293 yards (44.1 avg.) with 20 punts inside of the 20-yard line and six touchbacks... Also rushed once for 28 yards... Was named to the All-SEC Freshman Team... Successfully converted a fake punt attempt vs. Vanderbilt (10/9), rushing for 28 yards along with punting four times for an average of 50 yards.

**2020:** Crawshaw made his collegiate debut against Oklahoma at the Cotton Bowl (12/30), putting twice for 98 yards (49.0 avg.) with one punt inside of the 20-yard line.





# UPDATED PLAYER BIOS



**HIGH SCHOOL:** Crawshaw was discovered via ProKick Australia prior to arriving at Florida, which has developed Australian athletes to reach the collegiate and NFL levels since 2007.

**PERSONAL:** Crawshaw earned his bachelor's degree from the University of Florida... Jeremy Crawshaw was born on May 22, 2001, in Emu Plains, New South Wales, Australia.

## Transactions

Signed by Denver as a draft pick 5/9/25.

Jeremy Crawshaw's NFL Regular Season Punting Statistics

DATE	TEAM	GP	NO.	YDS.	AVG.	OPP. RET.	YDS.	NET YDS.	AVG.	TB	IN20	LG	BK
2025	DEN	17	75	3,573	47.6	29	308	3,085	41.1	9	30	76	0
NFL TOTALS		17	75	3,573	47.6	29	308	3,085	41.1	9	30	76	0

Jeremy Crawshaw's NFL Postseason Punting Statistics

DATE	TEAM	GP	NO.	YDS.	AVG.	OPP. RET.	YDS.	NET YDS.	AVG.	TB	IN20	LG	BK
2025	DEN	1	4	188	47.0	0	0	168	42.0	1	2	65	0
NFL TOTALS		1	4	188	47.0	0	0	168	42.0	1	2	65	0

## SINGLE-GAME HIGHS: PUNTER

<b>Punts</b>	8 at Houston Texans, Nov 02, 2025	<b>Net Punting Avg</b>	48.0 vs. Kansas City Chiefs, Nov 16, 2025
	7 vs. Las Vegas Raiders, Nov 06, 2025		47.0 vs. Green Bay Packers, Dec 14, 2025
	7 at Philadelphia Eagles, Oct 05, 2025		45.8 vs. New York Giants, Oct 19, 2025
	7 at Los Angeles Chargers, Sep 21, 2025		44.0 vs. Tennessee Titans, Sep 07, 2025
	6 vs. Los Angeles Chargers, Jan 04, 2026		43.3 at Houston Texans, Nov 02, 2025
<b>Gross Punting Yards</b>	...2 more at 6.	<b>Longest Punts</b>	...1 more at 43.3.
	428 at Houston Texans, Nov 02, 2025		76 at Houston Texans, Nov 02, 2025
	330 at Los Angeles Chargers, Sep 21, 2025		63 at Philadelphia Eagles, Oct 05, 2025
	328 at Philadelphia Eagles, Oct 05, 2025		62 at New York Jets, Oct 12, 2025
	303 vs. New York Giants, Oct 19, 2025		62 vs. Cincinnati Bengals, Sep 29, 2025
<b>Gross Punting Avg</b>	293 vs. Las Vegas Raiders, Nov 06, 2025	<b>Inside the 20</b>	61 vs. New York Giants, Oct 19, 2025
	53.5 at Houston Texans, Nov 02, 2025		5 at Philadelphia Eagles, Oct 05, 2025
	52.8 vs. Kansas City Chiefs, Nov 16, 2025		3 vs. Kansas City Chiefs, Nov 16, 2025
	50.5 vs. New York Giants, Oct 19, 2025		3 at Los Angeles Chargers, Sep 21, 2025
	49.8 vs. Cincinnati Bengals, Sep 29, 2025		3 at Indianapolis Colts, Sep 14, 2025
<b>Net Punting Yards</b>	48.5 at New York Jets, Oct 12, 2025	<b>Special Teams Tackles</b>	...1 more at 3.
	346 at Houston Texans, Nov 02, 2025		1 at Los Angeles Chargers, Sep 21, 2025
	293 at Philadelphia Eagles, Oct 05, 2025		
	280 at Los Angeles Chargers, Sep 21, 2025		
	275 vs. New York Giants, Oct 19, 2025		
	271 vs. Las Vegas Raiders, Nov 06, 2025		

## SINGLE-GAME HIGHS - POSTSEASON: PUNTER

<b>Punts</b>	4 vs. Buffalo Bills, Jan 17, 2026	<b>Net Punting Avg</b>	42.0 vs. Buffalo Bills, Jan 17, 2026
<b>Gross Punting Yards</b>	188 vs. Buffalo Bills, Jan 17, 2026	<b>Longest Punts</b>	65 vs. Buffalo Bills, Jan 17, 2026
<b>Gross Punting Avg</b>	47.0 vs. Buffalo Bills, Jan 17, 2026	<b>Inside the 20</b>	2 vs. Buffalo Bills, Jan 17, 2026
<b>Net Punting Yards</b>	168 vs. Buffalo Bills, Jan 17, 2026		



# UPDATED PLAYER BIOS



## 2025 GAME-BY-GAME REGULAR-SEASON STATISTICS (DEN)

DATE	OPPONENT		NO.	YDS.	AVG.	OPP. RET.	YDS.	NET YDS.	AVG	TB	IN20	LG	BK	W/L	SCORE
09/07	TEN	P	3	144	48.0	1	12	132	44.0	0	3	53	0	W	20-12
09/14	at IND	P	3	134	44.7	2	4	130	43.3	0	3	50	0	L	28-29
09/21	at LAC	P	7	330	47.1	3	50	280	40.0	0	3	56	0	L	20-23
09/29	CIN	P	4	199	49.8	1	16	143	35.8	2	1	62	0	W	28-3
10/05	at PHI	P	7	328	46.9	1	15	293	41.9	1	5	63	0	W	21-17
10/12	at NYJ	P	6	291	48.5	4	32	239	39.8	1	1	62	0	W	13-11
10/19	NYG	P	6	303	50.5	3	28	275	45.8	0	2	61	0	W	33-32
10/26	DAL	P	2	80	40.0	0	0	80	40.0	0	0	47	0	W	44-24
11/02	at HOU	P	8	428	53.5	4	62	346	43.3	1	2	76	0	W	18-15
11/06	LV	P	7	293	41.9	3	2	271	38.7	1	0	54	0	W	10-7
11/16	KC	P	4	211	52.8	2	19	192	48.0	0	3	58	0	W	22-19
11/30	at WAS	P	4	181	45.3	1	0	161	40.3	1	1	50	0	W	27-26+
12/07	at LV	P	1	35	35.0	0	0	35	35.0	0	1	35	0	W	24-17
12/14	GB	P	2	94	47.0	0	0	94	47.0	0	2	51	0	W	34-26
12/21	JAX	P	3	132	44.0	1	2	110	36.7	1	1	53	0	L	20-34
12/25	at KC	P	2	103	51.5	2	55	48	24.0	0	1	58	0	W	20-13
01/04	LAC	P	6	287	47.8	1	11	256	42.7	1	1	54	0	W	19-3
<b>2025 TOTALS</b>		<b>17</b>	<b>75</b>	<b>3,573</b>	<b>47.6</b>	<b>29</b>	<b>308</b>	<b>3,085</b>	<b>41.1</b>	<b>9</b>	<b>30</b>	<b>76</b>	<b>0</b>	<b>14-3</b>	


+ - Overtime

## 2025 GAME-BY-GAME POSTSEASON STATISTICS (DEN)

DATE	OPPONENT		NO.	YDS.	AVG.	OPP. RET.	YDS.	NET YDS.	AVG	TB	IN20	LG	BK	W/L	SCORE
01/17	BUF	P	4	188	47.0	0	0	168	42.0	1	2	65	0	W	33-30+
<b>2025 TOTALS</b>		<b>1</b>	<b>4</b>	<b>188</b>	<b>47.0</b>	<b>0</b>	<b>0</b>	<b>168</b>	<b>42.0</b>	<b>1</b>	<b>2</b>	<b>65</b>	<b>0</b>	<b>1-0</b>	

+ - Overtime





73 T



## FRANK CRUM

HEIGHT/WEIGHT: 6-7 / 315

BIRTHDAY: May. 14, 2000

NFL EXPERIENCE: 2nd YR

GP/GS: 17/2

COLLEGE: Wyoming

BORN: Laramie, Wyo.

BRONCOS EXPERIENCE: 2nd YR

ACQUIRED: CFA-'24

### AT A GLANCE

- A second-year tackle who has appeared in 17 games (2 start) with the Broncos (2024-2025) and one postseason game (2025).
- Recorded one blocked kick on an extra point vs. K.C. (11/17/25).
- Became the first offensive lineman in team history to catch a touchdown pass in a playoff game and fourth Broncos lineman to record one overall.
- In 2024, played in six games on offense and special teams, totaling 24 total snaps between the two.
- Was 1-of-3 undrafted college free agents to make Denver's initial 53-man roster out of training camp
- Played at the University of Wyoming who played six seasons with the Cowboys (2018-23), appearing in 56 games (49 starts).
- Started all 13 games at tackle in 2023, earning first-team All-Mountain West honors in 2023.
- Earned all-conference honors from Pro Football Focus after starting all 12 games in 2022.
- Was named honorable mention All-Mountain West by Pro Football Focus after starting all 13 games in 2021.
- Attended Laramie (Wyo.) High School, where he earned first-team 4A East All-Conference honors during his senior season in 2017.
- Signed by Denver as a college free agent on May 10, 2024.

**2025:** Crum appeared in 11 games (2 starts) for Denver... Recorded one special teams block during an extra point vs. K.C. (11/16)... Made his NFL postseason debut in the AFC Divisional Round vs. Buf. (1/17), catching a seven-yard touchdown pass from QB Bo Nix... Became the first offensive lineman in team history to record a receiving touchdown in a postseason game.

**2024:** Crum appeared in six games as a rookie, playing nine offensive snaps and 24 special teams snaps... Was 1-of-3 undrafted college free agents to make Denver's initial 53-man roster out of training camp... Made his NFL debut in Week 3 at T.B. (9/22).

**COLLEGE:** Played at the University of Wyoming who played six seasons with the Cowboys (2018-23), appearing in 56 games (49 starts)... Started all 13 games at tackle in 2023, earning first-team All-Mountain West honors... Earned all-conference honors from Pro Football Focus in 2022after starting all 12 games and was part of an offensive line that allowed only 1.46 sacks per game... In 2021, was named honorable mention All-Mountain West by Pro Football Focus after starting all 13 games... Blocked for RB Xazavian Valladay, who ranked third in the conference in rushing yards per game... Started all six games played in 202and helped pave the way for a rushing attack that ranked No. 2 in the Mountain West (219.5 ypg)... In 2019, played 12 games (5 starts) in 2019 after redshirting his freshman year in 2018.

**PERSONAL:** Attended Laramie (Wyo.) High School, where he earned first-team 4A East All-Conference honors during his senior season in 2017... Helped Laramie High School to the 2017 Class 4A State Playoffs... Also played basketball... Frank Crum was born May 14, 2000, in Laramie, Wyo.

### Transactions

Signed by Denver as a college free agent 5/10/24.

### Frank Crum's NFL Regular Season Statistics

DATE	TEAM	GP	GS
2024	DEN	6	0
2025	DEN	11	2
NFL TOTALS		17	2








Frank Crum's NFL Postseason Statistics

DATE	TEAM	GP	GS
2024	DEN	0	0
2025	DEN	1	0
NFL TOTALS		1	0





4 QB



## SAM EHLINGER

**HEIGHT/WEIGHT:** 6-2 / 225

**COLLEGE:** Texas

**BIRTHDAY:** Sep. 30, 1998

**BORN:** Austin, Texas

**NFL EXPERIENCE:** 4th YR

**BRONCOS EXPERIENCE:** 1st YR

**GP/GS:** 8/3

**ACQUIRED:** UFA (Ind.)-'25

### AT A GLANCE

- A fourth-year quarterback who has appeared in eight career games (3 starts) with Indianapolis (2021-24), completing 64-of-101 passes (63.4%) for 573 yards with three touchdowns and three interceptions (76.1 rtg.) while also rushing 20 times for 96 yards (4.8 avg.).
- Started in 3-of-4 games played in 2022, connecting on 64-of-101 passes (63.4%) for 573 yards with three touchdowns and three interceptions (76.1 rtg.) in addition to 87 yards on 17 rushes (5.1 avg.).
- Appeared in three games as a rookie in 2021, rushing three times for nine yards (3.0 avg.).
- Played in 46 games (43 starts) at the University of Texas (2017-20), where he completed 923-of-1,476 passes for 11,436 yards with 94 touchdowns and 27 interceptions (145.0 rtg.).
- Also rushed for 1,903 yards on 554 carries (3.4 avg.) with 33 scores with the Longhorns.
- Became just the seventh player in program history to be named a team captain multiple times (2019-20).
- Left the program ranking fourth in Big-12 history in total touchdowns while leading Texas to 27 wins, the fourth-most by a starting quarterback in team history.
- Attended Westlake High School in Austin, Texas, where he finished as the school's all-time leader in total yards (9,886) and passing yards (7,491).
- Signed by Denver as an unrestricted free agent (Ind.) on April 2, 2025.
- Selected by the Colts in the sixth round (218th overall) of the 2021 NFL Draft.

**2025:** Ehlinger did not appear in a game, spending most of the season as the Broncos' third quarterback option.

**2024:** Ehlinger did not appear in a game, spending most of the season as the Colts' third quarterback option.

**2023:** Ehlinger played in one game for the Colts, appearing in three offensive snaps... Made his season debut at Cin. (12/10).

**2022:** Ehlinger started in 3-of-4 games played in 2022, connecting on 64-of-101 passes (63.4%) for 573 yards with three touchdowns and three interceptions (76.1 rtg.) in addition to 87 yards on 17 rushes (5.1 avg.)... Made his first career start vs. Was. (10/30), completing 17-of-23 passes for 201 yards (100.1 rtg.) while also rushing six times for 15 yards (2.5 avg.)... Connected on 23-of-35 passes for a career-high 209 yards with two touchdowns and two interceptions (77.0 rtg.) while rushing five times for 21 yards (4.2 avg.) in the season finale vs. Hou. (1/8).

**2021:** Ehlinger appeared in three games as a rookie after being drafted by the Colts in the sixth round (218th overall) in the 2021 NFL Draft, rushing three times for nine yards (3.0 avg.)... Made his NFL debut vs. NYJ (11/4).

**COLLEGE:** Ehlinger played in 46 games (43 starts) at the University of Texas (2017-20), where he completed 923-of-1,476 passes for 11,436 yards with 94 touchdowns and 27 interceptions (145.0 rtg.)... Also rushed for 1,903 yards on 554 carries (3.4 avg.) with 33 scores with the Longhorns... Became just the seventh player in program history to be named a team captain multiple times (2019-20) while also leading Texas to 27 wins, the fourth-most by a starting quarterback in team annals... Left school ranking fourth in Big-12 history in total touchdowns... Earned second team All-Big 12 honors as a senior after starting all 10 games and completing 194-of-322 passes for 2,566 yards with 26 touchdowns and five interceptions... Also rushed 113 times for 377 yards with eight scores... Completed 296-of-454 passes for 3,663 yards with a career-high 32 touchdowns and 10 interceptions along with 163 carries for 663 yards (4.1 avg.) with seven touchdowns in 13 starts in 2019... His 4,326 total yards were the second most in program history and became the first Texas signal caller since Colt McCoy in 2008 to pass for three scores in four consecutive games... Started all 14 games played in 2018 and connected on 275-of-425 passes for 3,292 yards with 25 touchdowns and five picks... Recorded the most rushing scores by a quarterback in program history (16) on 164 carries along with 482 yards (2.9 avg.) that season.

**PERSONAL:** Ehlinger attended Westlake High School in Austin, Texas, where he finished as the school's all-time leader in total yards (9,886) and passing yards (7,491)... Named the 2015 Texas State Player of the Year... Led Westlake to the state championship game as a junior and earned Offensive Player of the Year accolades after totaling 4,041 passing yards and 1,325 rushing yards... Was named District Newcomer after finishing his sophomore campaign with 2,543 passing yards and 42 total scores... Sam Ehlinger (pronounced: EL-in-gurr) was born on Sept. 30., 1998, in Austin, Texas.



# UPDATED PLAYER BIOS



## Transactions

Signed by Indianapolis as a draft pick 5/19/21; Signed by Denver as an unrestricted free agent 4/2/25; Released by Denver 8/26/25; Signed by Denver (practice squad) 8/27).

### Sam Ehlinger's NFL Regular Season Passing Statistics

DATE	TEAM	GP	GS	ATT.	CMP.	PCT.	YDS	AVG.	TD	INT.	LG	SK	LST	RATE
2021	IND	3	0	0	0	0.0	0	0.0	0	0	0	0	0	0.0
2022	IND	4	3	101	64	63.4	573	5.7	3	3	47	14	87	76.1
2023	IND	1	0	0	0	0.0	0	0.0	0	0	0	0	0	0.0
2024	IND	0	0	0	0	0.0	0	0.0	0	0	0	0	0	0.0
2025	DEN	0	0	0	0	0.0	0	0.0	0	0	0	0	0	0.0
<b>TOTALS</b>		<b>8</b>	<b>3</b>	<b>101</b>	<b>64</b>	<b>63.4</b>	<b>573</b>	<b>5.7</b>	<b>3</b>	<b>3</b>	<b>47</b>	<b>14</b>	<b>87</b>	<b>76.1</b>

### Sam Ehlinger's NFL Postseason Passing Statistics

DATE	TEAM	GP	GS	ATT.	CMP.	PCT.	YDS	AVG.	TD	INT.	LG	SK	LST	RATE
2025	DEN	0	0	0	0	0.0	0	0.0	0	0	0	0	0	0.0
<b>TOTALS</b>		<b>0</b>	<b>0</b>	<b>0</b>	<b>0</b>	<b>0.0</b>	<b>0</b>	<b>0.0</b>	<b>0</b>	<b>0</b>	<b>0</b>	<b>0</b>	<b>0</b>	<b>0.0</b>

### Sam Ehlinger's NFL Regular Season Rushing Statistics

DATE	TEAM	NO.	YDS.	AVG.	LG	TD
2021	IND	3	9	3.0	9	0
2022	IND	17	87	5.1	19	0
2023	IND	0	0	0.0	0	0
2024	IND	0	0	0.0	0	0
2025	DEN	0	0	0.0	0	0
<b>TOTALS</b>		<b>20</b>	<b>96</b>	<b>4.8</b>	<b>19</b>	<b>0</b>

### Sam Ehlinger's NFL Postseason Rushing Statistics

DATE	TEAM	NO.	YDS.	AVG.	LG	TD
2025	DEN	0	0	0.0	0	0
<b>TOTALS</b>		<b>0</b>	<b>0</b>	<b>0.0</b>	<b>0</b>	<b>0</b>

## SINGLE-GAME HIGHS: QUARTERBACK

**Pass Attempts** 35 vs. Houston Texans, Jan 08, 2023  
**Pass Completions** 23 vs. Houston Texans, Jan 08, 2023  
**Yards Passing** 209 vs. Houston Texans, Jan 08, 2023  
**TD Passes** 2 vs. Houston Texans, Jan 08, 2023  
**Long Passes** 47 vs. Washington Commanders, Oct 30, 2022

**Completion Percentage** 73.9 vs. Washington Commanders, Oct 30, 2022  
**Passer Rating** 100.1 vs. Washington Commanders, Oct 30, 2022  
**Rush Attempts** 6 vs. Washington Commanders, Oct 30, 2022  
**Rushing Yards** 39 at New England Patriots, Nov 06, 2022  
**Longest Runs** 19 at New England Patriots, Nov 06, 2022





# UPDATED PLAYER BIOS




## 2025 GAME-BY-GAME REGULAR-SEASON STATISTICS (DEN)

DATE	OPPONENT	P/S	PASSING											RUSHING				W/L	SCORE
			ATT	CMP	YDS	PCT	Y/A	Y/C	TD	INT	LG	SK/YD	RATE	ATT	YDS	LG	TD		
09/07	TEN		ON INACTIVE LIST															W	20-12
09/14	at IND		ON INACTIVE LIST															L	28-29
09/21	at LAC		ON INACTIVE LIST															L	20-23
09/29	CIN		ON INACTIVE LIST															W	28-3
10/05	at PHI		ON INACTIVE LIST															W	21-17
10/12	at NYJ		ON INACTIVE LIST															W	13-11
10/19	NYG		DID NOT PLAY															W	33-32
10/26	DAL		ON INACTIVE LIST															W	44-24
11/02	at HOU		PRACTICE SQUAD															W	18-15
11/06	LV		PRACTICE SQUAD															W	10-7
11/16	KC		PRACTICE SQUAD															W	22-19
11/30	at WAS		PRACTICE SQUAD															W	27-26+
12/07	at LV		PRACTICE SQUAD															W	24-17
12/14	GB		INACTIVE															W	34-26
12/21	JAX		INACTIVE															L	20-34
12/25	at KC		PRACTICE SQUAD															W	20-13
01/04	LAC		PRACTICE SQUAD															W	19-3
<b>2025 TOTALS</b>		<b>0-0</b>	<b>0</b>	<b>0</b>	<b>0</b>	<b>0.0</b>	<b>0.0</b>	<b>0.0</b>	<b>0</b>	<b>0</b>	<b>0</b>	<b>0/0</b>	<b>0.0</b>	<b>0</b>	<b>0</b>	<b>0</b>	<b>0</b>	<b>14-3</b>	
+ - Overtime																			

## 2025 GAME-BY-GAME POSTSEASON STATISTICS (DEN)

DATE	OPPONENT	P/S	PASSING											RUSHING				W/L	SCORE
			ATT	CMP	YDS	PCT	Y/A	Y/C	TD	INT	LG	SK/YD	RATE	ATT	YDS	LG	TD		
01/17	BUF		ON INACTIVE LIST															W	33-30+
<b>2025 TOTALS</b>		<b>0-0</b>	<b>0</b>	<b>0</b>	<b>0</b>	<b>0.0</b>	<b>0.0</b>	<b>0.0</b>	<b>0</b>	<b>0</b>	<b>0</b>	<b>0/0</b>	<b>0.0</b>	<b>0</b>	<b>0</b>	<b>0</b>	<b>0</b>	<b>1-0</b>	
+ - Overtime																			





52 OLB



## JONAH ELLISS

**HEIGHT/WEIGHT:** 6-2 / 246

**COLLEGE:** Utah

**BIRTHDAY:** Apr. 3, 2003

**BORN:** Moscow, Idaho

**NFL EXPERIENCE:** 2nd YR

**BRONCOS EXPERIENCE:** 2nd YR

**GP/GS:** 30/0

**ACQUIRED:** D3-'24

### AT A GLANCE

- A second-year outside linebacker who has appeared in 30 regular-season games (2024-25) and two postseason games for Denver (2024-25), totaling 50 tackles (32 solo), 8.5 sacks (58.0 yds.), 15 special teams tackles and one special teams forced fumble.
- Named to the PFWA All-Rookie team in 2024.
- Appeared in 35 career games (18 starts) over three seasons at the University of Utah (2021-23), totaling 78 tackles (47 solo), 16 sacks (123 yds.), three passes defended, three forced fumbles and four fumbles recovered.
- Was named second team All-America by the Associated Press in 2023 after tallying 37 tackles (23 solo), 12 sacks (100 yds.), three passes defended and one forced fumble in 10 starts.
- Named Pac-12 Defensive Line Player of the Week vs. UCLA and at Oregon State during the 2023 season.
- Started 8-of-11 games played in 2022 and earned All-Pac-12 honorable mention accolades after totaling 26 tackles (15 solo), three sacks (16 yds.), two forced fumbles and two fumble recoveries.
- Recorded 15 tackles (9 solo) and two fumble recoveries in 14 appearances during his freshman year in 2021.
- Attended Moscow (Idaho) Senior High School where he was named all-league twice and Inland Empire League Player of the Year as a senior.
- His father, Luther, played in the National Football League for 10 seasons—including one year with Denver in 2004—while his brothers Kaden, Christian and Noah currently play at the NFL level.
- Selected by the Broncos in the third round (76th overall) of the 2024 NFL Draft.

**2025:** Elliss has appeared in 13 regular-season games and one postseason contest for the Broncos, posting 19 tackles (11 solo), five tackles for loss, 2.5 sacks (30.5 yds.), one pass defended, nine special teams stops and one special teams forced fumble... Brought down Titans QB Cam Ward for a key fourth-quarter sack (16 yds.) to help push the Tennessee offense out of field goal range while tallying two tackles (2 solo) and one special teams stop vs. Ten. (9/7)... Came up with his second tackle for loss of the season against Colts QB Daniel Jones at Ind. (9/14)... Recorded his first career special teams forced fumble of Chargers KR Derius Davis (recovered by S J.L. Skinner) while adding two tackles (2 solo), a tackle for loss and a pass defended at LAC (9/21)... Brought down Packers QB Jordan Love for a third-down sack (10 yds.) and finished with a pair of tackles (2 solo) in the win vs. G.B. (12/14)... Brought down Chiefs QB Chris Oladokun (4.5 yds.) for a half sack (split with OLB Dondrea Tillman) in the win at K.C. (12/25) while totaling two tackles (1 solo).

**2024:** Elliss was named to the 2024 PFWA All-Rookie team after appearing in 17 contests as a rookie for Denver, totaling 31 tackles (21 solo) and 5.0 sacks (27.5 yds.)... Made his NFL debut at Sea. (9/8), appearing on defense and special teams... Recorded four tackles (3 solo) and his first-career sack on a one-yard takedown of Steelers QB Justin Fields vs. Pit. (9/15), becoming the 19th Broncos rookie to record a sack within his first two career games... Tallied a half sack (DT Malcolm Roach) of Jets QB Aaron Rodgers late in the fourth quarter to preserve Denver's lead at NYJ (9/29)... Registered a half sack (DE Zach Allen) of Saints QB Spencer Rattler at N.O. (10/17)... Nabbed his third sack of the year on a seven-yard takedown of Falcons QB Kirk Cousins vs. Atl. (11/17)... Recorded two solo tackles, including an eight-yard takedown of Raiders QB Desmond Ridder at L.V. (11/24)... Tallied three tackles (2 solo), including one sack of Browns QB Jameis Winston vs. Cle (12/2)... Tied with OLB Dondrea Tillman for the third-most sacks by a rookie in the NFL... Appeared in his first career postseason contest at Buf. (1/12) in the AFC Wild Card Playoff.

**COLLEGE:** Elliss was named second team All-America by the Associated Press after tallying 37 tackles (23 solo), 12 sacks (100 yds.), three passes defended and one forced fumble in 10 starts as a junior in 2023... Missed part of the season due to an injury... Was named Pac-12 Defensive Line Player of the Week vs. UCLA and at Oregon State... Led the team in sacks (12) and tackles for loss (16)... Was leading the nation in sacks at the time of his injury... In 2022, started 8-of-11 games played and earned All-Pac-12 honorable mention accolades after totaling 26 tackles (15 solo), three sacks (16 yds.), two forced fumbles and two fumble recoveries... Tied for the team lead in forced fumbles (2) and fumble recoveries (2)... Recorded 15 tackles (9 solo) and two fumble recoveries in 14 appearances during his freshman year in 2021... Was named to the Pac-12 Academic Honor Roll.

**PERSONAL:** Elliss attended Moscow (Idaho) Senior High School where he was named all-league twice and Inland Empire League Player of the Year as a senior... Helped lead the Bears to two district titles... Elliss earned his bachelor's degree in communications from the University



# UPDATED PLAYER BIOS



of Utah... His father, Luther, played in the National Football League for 10 seasons, including one year with Denver in 2004... Brothers Kaden, Christian and Noah also play at the NFL level... Jonah Elliss was born on April 3, 2003, in Moscow, Idaho.

## Transactions

Signed by Denver as a draft pick 5/14/24.

Jonah Elliss' NFL Regular Season Defensive Statistics

DATE	TEAM	GP	GS	TACKLES								INTERCEPTIONS						O. FUMB				ST				MISC	
				TK	S	A	TFL	YDS	SK	YDS	QBH	NO	YDS	LG	TD	PD	FF	FR	TD	YDS	TK	S	A	FF	FR	S	A
2024	DEN	17	0	31	21	10	7	29	5.0	27.5	6	0	0	0	0	2	0	0	0	0	7	3	4	0	0	0	0
2025	DEN	13	0	19	11	8	5	39	2.5	30.5	5	0	0	0	0	1	0	0	0	0	9	5	4	1	0	0	0
NFL TOTALS		30	0	50	32	18	12	68	7.5	58.0	11	0	0	0	0	3	0	0	0	0	16	8	8	1	0	0	0

Jonah Elliss' NFL Postseason Defensive Statistics

DATE	TEAM	GP	GS	TACKLES								INTERCEPTIONS						O. FUMB				ST				MISC	
				TK	S	A	TFL	YDS	SK	YDS	QBH	NO	YDS	LG	TD	PD	FF	FR	TD	YDS	TK	S	A	FF	FR	S	A
2024	DEN	1	0	0	0	0	0	0	0.0	0.0	0	0	0	0	0	0	0	0	0	0	0	0	0	0	0	0	0
2025	DEN	1	0	2	1	1	0	0	0.0	0.0	0	0	0	0	0	0	0	0	0	0	1	1	0	0	0	0	0
NFL TOTALS		2	0	2	1	1	0	0	0.0	0.0	0	0	0	0	0	0	0	0	0	0	1	1	0	0	0	0	0

## SINGLE-GAME HIGHS: DEFENSIVE

<b>Total Tackles</b>	4 vs. Pittsburgh Steelers, Sep 15, 2024	<b>Tackles For Loss</b>	2 vs. Pittsburgh Steelers, Sep 15, 2024
<b>Solo Tackles</b>	3 vs. Pittsburgh Steelers, Sep 15, 2024	<b>Special Teams Tackles</b>	2 at Los Angeles Chargers, Sep 21, 2025
<b>Sacks</b>	1.0 vs. Green Bay Packers, Dec 14, 2025		...1 more at 2.
	...5 more at 1.0.	<b>Special Teams Forced Fumbles</b>	1 at Los Angeles Chargers, Sep 21, 2025
<b>Passes Defensed</b>	1 at Kansas City Chiefs, Nov 10, 2024		
	...1 more at 1.		

## SINGLE-GAME HIGHS - POSTSEASON: DEFENSIVE

<b>Total Tackles</b>	2 vs. Buffalo Bills, Jan 17, 2026	<b>Special Teams Tackles</b>	1 vs. Buffalo Bills, Jan 17, 2026
<b>Solo Tackles</b>	1 vs. Buffalo Bills, Jan 17, 2026		





# UPDATED PLAYER BIOS



## 2025 GAME-BY-GAME REGULAR-SEASON STATISTICS (DEN)

			TACKLES								INTERCEPTIONS					O. FUMB				ST					MISC				
DATE	OPPONENT	P/S	TK	S	A	SK	YDS	TFL	YDS	QBH	NO	YDS	LG	TD	PD	FF	FR	TD	YDS	TK	S	A	FF	FR	S	A	W/L	SCORE	
09/07	TEN	P	2	2	0	1.0	16.0	1	16	1	0	0	0	0	0	0	0	0	0	1	1	0	0	0	0	0	0	W	20-12
09/14	at IND	P	1	1	0	0.0	0.0	1	5	1	0	0	0	0	0	0	0	0	0	0	0	0	0	0	0	0	L	28-29	
09/21	at LAC	P	2	2	0	0.0	0.0	1	3	0	0	0	0	0	1	0	0	0	0	2	1	1	1	0	0	0	L	20-23	
09/29	CIN	P	0	0	0	0.0	0.0	0	0	0	0	0	0	0	0	0	0	0	0	0	0	0	0	0	0	0	W	28-3	
10/05	at PHI	P	2	1	1	0.0	0.0	0	0	0	0	0	0	0	0	0	0	0	0	1	1	0	0	0	0	0	W	21-17	
10/12	at NYJ		ON INACTIVE LIST																								W	13-11	
10/19	NYG		ON INACTIVE LIST																								W	33-32	
10/26	DAL	P	2	1	1	0.0	0.0	0	0	0	0	0	0	0	0	0	0	0	0	0	0	0	0	0	0	0	W	44-24	
11/02	at HOU	P	0	0	0	0.0	0.0	0	0	0	0	0	0	0	0	0	0	0	0	1	1	0	0	0	0	0	W	18-15	
11/06	LV	P	0	0	0	0.0	0.0	0	0	0	0	0	0	0	0	0	0	0	0	0	0	0	0	0	0	0	W	10-7	
11/16	KC		ON INACTIVE LIST																								W	22-19	
11/30	at WAS		ON INACTIVE LIST																								W	27-26+	
12/07	at LV	P	2	0	2	0.0	0.0	0	0	0	0	0	0	0	0	0	0	0	0	1	0	1	0	0	0	0	W	24-17	
12/14	GB	P	2	2	0	1.0	10.0	1	10	1	0	0	0	0	0	0	0	0	0	1	0	1	0	0	0	0	W	34-26	
12/21	JAX	P	3	1	2	0.0	0.0	0	0	0	0	0	0	0	0	0	0	0	0	1	1	0	0	0	0	0	L	20-34	
12/25	at KC	P	2	1	1	0.5	4.5	1	5	2	0	0	0	0	0	0	0	0	0	0	0	0	0	0	0	0	W	20-13	
01/04	LAC	P	1	0	1	0.0	0.0	0	0	0	0	0	0	0	0	0	0	0	0	1	0	1	0	0	0	0	W	19-3	
2025 TOTALS		13-0	19	11	8	2.5	30.5	5	39	5	0	0	0	0	1	0	0	0	0	9	5	4	1	0	0	0	14-3		


+ - Overtime

## 2025 GAME-BY-GAME POSTSEASON STATISTICS (DEN)

			TACKLES							INTERCEPTIONS					O. FUMB				ST					MISC					
DATE	OPPONENT	P/S	TK	S	A	SK	YDS	TFL	YDS	QBH	NO	YDS	LG	TD	PD	FF	FR	TD	YDS	TK	S	A	FF	FR	S	A	W/L	SCORE	
01/17	BUF	P	2	1	1	0.0	0.0	0	0	0	0	0	0	0	0	0	0	0	0	0	1	1	0	0	0	0	0	W	33-30+
2025 TOTALS		1-0	2	1	1	0.0	0.0	0	0	0	0	0	0	0	0	0	0	0	0	0	1	1	0	0	0	0	0	1-0	

+ - Overtime





1 TE



## EVAN ENGRAM

**HEIGHT/WEIGHT:** 6-3 / 240

**BIRTHDAY:** Sep. 2, 1994

**NFL EXPERIENCE:** 9th YR

**GP/GS:** 124/91

**COLLEGE:** Mississippi

**BORN:** Powder Springs, Ga.

**BRONCOS EXPERIENCE:** 1st YR

**ACQUIRED:** FA-'25

### AT A GLANCE

- A ninth-year tight end who is a two-time Pro Bowl selection (2020, '23) and has appeared in 124 regular-season games (91 starts) and three postseason games (2 starts) with the Giants (2017-21), Jaguars (2022-24) and Broncos (2025).
- Totaled 546 receptions for 5,383 yards (9.9 avg.) with 26 touchdowns in the regular-season along with 17 rushes for 100 yards (5.9 avg.) with one score.
- Caught 13 passes for 131 yards (10.1 avg.) with one touchdown in the postseason.
- His 546 receptions are the fourth most among tight ends while his 5,383 receiving yards are the fifth most since he entered the league.
- Is the eighth fastest tight end in NFL history to reach 500 career receptions (110 games).
- Was the second tight end in NFL history to record 40 receptions in each of his first nine seasons.
- Became the 21st tight end in NFL history to reach 500 career receptions and 5,000 receiving yards.
- In 2024 in Jacksonville, started all nine games played and totaled 47 receptions for 365 yards (7.8 avg.) with one touchdown.
- Was named to his second career Pro Bowl in 2023 after playing in all 17 games (15 starts) with the Jaguars and setting career highs in receptions (114) as well as receiving yards (963) (8.4 avg.) with four touchdowns.
- His 114 receptions in 2023 were the second most by a tight end in a single season in NFL history (Zach Ertz, 2018 – 116).
- Selected by the Giants in the first round (23rd overall) of the 2017 NFL Draft.
- Signed by Denver as a free agent on March 13, 2025.

**2025:** Engram appeared in 16 games (2 starts) with the Broncos, recording 50 receptions for 461 yards with one touchdown... Made his Broncos debut Week 1 vs. Ten. (9/7), catching three passes for 21 yards (7.0 avg.)... Became the eighth-fastest tight end in NFL history to reach the 500 career receptions mark (110 games) after catching one pass for 12 yards at Ind. (9/14)... Recorded four receptions for 33 yards (8.3 avg.) with his first touchdown as a Bronco at Phi. (10/5)... Eclipsed the 5,000 yard mark in just his 112th game, becoming the 16th fastest tight end in NFL history to reach that mark... Recorded five receptions for 42 yards (8.4 avg.) along with one rush for seven yards at NYJ (10/12)... Recorded five receptions for 42 yards (8.4 avg.) vs. NYG (10/19)... Totaled four receptions for 36 yards (9.0 avg.) vs. Dal. (10/26)... Recorded four receptions for 33 yards (8.3 avg.) vs. K.C. (11/16)... Recorded season highs of six receptions and 79 yards (13.2 avg.) at Was. (11/30)... Totaled two receptions for 36 yards (18.0 avg.) vs. Jac. (12/21)... Recorded four receptions for 21 yards (5.3 avg.) at K.C. (12/25)... Recorded three receptions for 45 yards (15.0 avg.) vs. LAC (1/4).

**2024:** Engram started all nine games played for Jacksonville, tallying 47 receptions for 365 yards (7.8 avg.) with one touchdown... Recorded 10 receptions for 102 yards (10.2 avg.), marking the sixth 100-yard game of his career, at Chi. (10/13)... Posted seven receptions for 41 yards (5.9 avg.) vs. Hou. (12/1), his seventh consecutive game with at least four receptions... Became 1-of-3 tight ends in NFL history to record at least 40 receptions in each of their first eight seasons (George Kittle and Jeremy Shockey)... Registered four receptions for 33 yards (8.3 avg.) at Ten. (12/8), eclipsing 5,000 career scrimmage yards (5,015)... Placed on Injured Reserve (Labrum) on Dec. 14.

**2023:** Engram was named to his second Pro Bowl after playing in all 17 games (15 starts) with the Jaguars and setting career highs in receptions (114) and receiving yards (963) (8.4 avg.) with four touchdowns... His 114 receptions were the second most by a tight end in a single season in NFL history (Zach Ertz, 2018 – 116)... Caught 10 receptions for 88 yards (8.8 avg.) at Pit. (10/29), eclipsing 4,000 career receiving yards... Recorded 11 catches for 95 yards (8.6 avg.) with two touchdowns at Cle. (12/10), marking his second career multi-touchdown game... Notched 10 catches for 95 yards (9.5 avg.) at T.B. (12/24), setting a new franchise record for single-game receptions, against the Buccaneers... Recorded six receptions for 60 yards (10.0 avg.) vs. Car. (12/31), becoming the eighth tight end in NFL history to record at least 100 receptions in a single season.

**2022:** Engram appeared in all 17 games (14 starts) in his first season in Jacksonville, recording 73 receptions for 766 receiving yards (10.5 avg.) with four touchdowns while adding two rushing attempts for 13 yards... Made his Jaguars debut and recorded four receptions for 28 yards (7.0 avg.) at Was. (9/11)... Caught four passes for 55 yards (13.8 avg.) with one touchdown—his first score as a Jaguar—vs. Den. (10/30)... Notched 11 passes for a career-high 162 yards (14.7 avg.) with two touchdowns to mark his first career multi-touchdown game at Ten. (12/11)... Recorded seven catches for 113 yards (16.1 avg.) at NYJ (12/22)... In the postseason, started two games and recorded 12 receptions for 124 yards (10.4 avg.) with one touchdown... Made postseason debut and registered seven catches for a team-high 93 yards





(13.2 avg.) with one touchdown vs. LAC (1/13) in the AFC Wild Card Round.

**2021:** Engram appeared in 15 games (12 starts) for the Giants, recording 46 catches for 408 yards (8.9 avg.) with three touchdowns... Recorded three receptions for 38 yards (12.7 avg.) with one touchdown vs. L.V. (11/7).

**2020:** Engram was selected to the Pro Bowl for the first time in his career after appearing in 16 games (14 starts) with the N.Y. Giants and recording 63 receptions for 654 yards (10.4 avg.) with one touchdown... Added six rushing attempts for 26 yards with one touchdown... Tallied five catches for 48 yards (9.6 avg.) with one touchdown at Was. (11/8)... Recorded six receptions for 129 yards (21.5 avg.) at Cin. (11/29).

**2019:** Engram appeared in eight games (6 starts) for the Giants, recording 44 receptions for 467 yards (10.6) with three touchdowns... In season opener, caught 11 passes for 116 yards (10.5 avg.) with one touchdown at Dal. (9/8), recording first career 100-yard receiving game... Nabbed six catches for 113 yards (18.8 avg.) with one touchdown at T.B. (9/22).

**2018:** Engram played in 11 games (8 starts) with the N.Y. Giants, totaling 45 receptions for 577 yards (12.8 avg.) with three touchdowns... Recorded seven catches for 67 yards (9.6 avg.) with one touchdown at Dal. (9/16)... Tallied five receptions for 81 yards (16.2 avg.) with one touchdown vs. Dal. (12/30).

**2017:** Engram appeared in 15 games (11 starts) as a rookie with the Giants, recording 64 catches for 722 yards (11.3 avg.)... Tallied the sixth most receptions (64) and seventh receiving yards (722) by a rookie in franchise history... Started in NFL debut and totaled four receptions for 44 yards (11.0 avg.) at Dal. (9/10)... Recorded four receptions for 49 yards (12.3 avg.) with his first career touchdown catch vs. Det. (9/18)... Registered five receptions for 82 yards (16.4 avg.) with one touchdown at Den. (10/15)... Posted seven receptions for 99 yards (14.1 avg.) with one touchdown at Oak. (12/3).

**COLLEGE:** Engram appeared in 45 games (42 starts) at the University of Mississippi (2013-16), leaving as Rebels' all-time leader in receptions (162), receiving yards (2,320) and touchdown receptions (15) by a tight end... Became the first player in School history to earn All-SEC honors four times... In program annals, ranks fourth in career receptions, fifth in receiving yards and tied for sixth in touchdown catches... As a senior in 2016, was named first team All-American, first team All-SEC and won the Ozzie Newsome Award as the nation's best tight end after leading the nation in receiving yards per game (84.2) and catches per game (5.9) by a tight end... Broke Ole Miss single-season records for catches (65) and receiving yards (926) by a tight end... As a junior in 2015, named second team All-SEC and finished tied for second on the team with 38 catches, fifth with 464 receiving yards and sixth with two touchdowns... Named first team All-SEC as a sophomore in 2014, leading all SEC tight ends with 662 receiving yards... As a freshman in 2013, named second team All-SEC, becoming one of two freshmen in school history to be named All-SEC.

**PERSONAL:** Engram attended Hillgrove (Powder Springs, Ga.) High School and was named first team All-State as a senior by the Georgia Sportswriters Association and Associated Press as well as honorable mention All-State by the Atlanta Journal-Constitution... As a senior, totaled 40 catches for 975 yards and 10 touchdowns... As a junior, caught 18 passes for 300 yards with four touchdowns, helping Hillgrove go 11-1 and advance to the second round of the state playoffs... Evan Engram was born on September 2, 1994, in Powder Springs, Ga.

## Transactions

Signed by N.Y. Giants as a draft choice 6/15/17; Signed by Jacksonville 3/17/22; Released by Jacksonville 3/7/25; Signed by Denver as a free agent 3/13/25.

Evan Engram's NFL Regular Season Rushing/Receiving Statistics

DATE	TEAM	GP	GS	RECEIVING					RUSHING				
				NO.	YDS.	AVG.	LG	TD	NO.	YDS.	AVG.	LG	TD
2017	NYG	15	11	64	722	11.3	35	6	1	14	14.0	14	0
2018	NYG	11	8	45	577	12.8	54	3	3	36	12.0	14	0
2019	NYG	8	6	44	467	10.6	75t	3	3	7	2.3	5	0
2020	NYG	16	14	63	654	10.4	53	1	6	26	4.3	9	1
2021	NYG	15	12	46	408	8.9	30t	3	1	-3	-3.0	-3	0
2022	JAX	17	14	73	766	10.5	36	4	2	13	6.5	13	0
2023	JAX	17	15	114	963	8.4	34	4	0	0	0.0	0	0
2024	JAX	9	9	47	365	7.8	24	1	0	0	0.0	0	0
2025	DEN	16	2	50	461	9.2	41	1	1	7	7.0	7	0
NFL TOTALS		124	91	546	5,383	9.9	75T	26	17	100	5.9	14	1





# UPDATED PLAYER BIOS



## Evan Engram's NFL Postseason Rushing/Receiving Statistics

DATE	TEAM	GP	GS	RECEIVING					RUSHING				
				NO.	YDS.	AVG.	LG	TD	NO.	YDS.	AVG.	LG	TD
2022	JAX	2	2	12	124	10.3	24	1	0	0	0.0	0	0
2025	DEN	1	0	1	7	7.0	7	0	0	0	0.0	0	0
NFL TOTALS		3	2	13	131	10.1	24	1	0	0	0.0	0	0

### SINGLE-GAME HIGHS: RUSHING/RECEIVING

<b>Rush Attempts</b>	2 at Philadelphia Eagles, Oct 22, 2020 ...3 more at 2.	<b>Longest Receptions</b>	75t at Tampa Bay Buccaneers, Sep 22, 2019
<b>Rushing Yards</b>	26 at Indianapolis Colts, Dec 23, 2018	<b>Receiving TDs</b>	2 at Cleveland Browns, Dec 10, 2023 ...1 more at 2.
<b>Longest Runs</b>	14 at Indianapolis Colts, Dec 23, 2018 ...1 more at 14.	<b>All-Purpose Yards</b>	162 at Tennessee Titans, Dec 11, 2022
<b>Rushing TDs</b>	1 at Dallas Cowboys, Oct 11, 2020	<b>Most TDs</b>	2 at Cleveland Browns, Dec 10, 2023 ...1 more at 2.
<b>Receptions</b>	11 at Cleveland Browns, Dec 10, 2023 ...2 more at 11.	<b>Miscellaneous Tackles</b>	2 at Tampa Bay Buccaneers, Dec 24, 2023
<b>Receiving Yards</b>	162 at Tennessee Titans, Dec 11, 2022	<b>Scrimmage Yards</b>	162 at Tennessee Titans, Dec 11, 2022
<b>Receiving Average</b>	25.7 at Washington Redskins, Dec 09, 2018		

### SINGLE-GAME HIGHS - POSTSEASON: RECEIVING

<b>Receptions</b>	7 vs. Los Angeles Chargers, Jan 14, 2023	<b>All-Purpose Yards</b>	93 vs. Los Angeles Chargers, Jan 14, 2023
<b>Receiving Yards</b>	93 vs. Los Angeles Chargers, Jan 14, 2023	<b>Most TDs</b>	1 vs. Los Angeles Chargers, Jan 14, 2023
<b>Receiving Average</b>	13.3 vs. Los Angeles Chargers, Jan 14, 2023	<b>Miscellaneous Tackles</b>	2 vs. Los Angeles Chargers, Jan 14, 2023
<b>Longest Receptions</b>	24 vs. Los Angeles Chargers, Jan 14, 2023	<b>Scrimmage Yards</b>	93 vs. Los Angeles Chargers, Jan 14, 2023
<b>Receiving TDs</b>	1 vs. Los Angeles Chargers, Jan 14, 2023		

### 100-YARD RECEIVING GAMES (6): REGULAR SEASON

DATE	TEAM	NO.	YDS.	AVG.	LG	TD
09/08/19	at DAL	11	116	10.5	22	1
09/22/19	at TB	6	113	18.8	75t	1
11/29/20	at CIN	6	129	21.5	53	0
12/11/22	at TEN	11	162	14.7	25	2
12/22/22	at NYJ	7	113	16.1	36	0
10/13/24	at CHI	10	102	10.2	24	0



# UPDATED PLAYER BIOS



## 2025 GAME-BY-GAME REGULAR-SEASON STATISTICS (DEN)

DATE	OPPONENT	P/S	RECEIVING					RUSHING					W/L	SCORE
			NO.	YDS.	AVG.	LG	TD	NO.	YDS.	AVG.	LG	TD		
09/07	TEN	P	3	21	7.0	10	0	0	0	0.0	0	0	W	20-12
09/14	at IND	P	1	12	12.0	12	0	0	0	0.0	0	0	L	28-29
09/21	at LAC		ON INACTIVE LIST										L	20-23
09/29	CIN	P	4	29	7.3	11	0	0	0	0.0	0	0	W	28-3
10/05	at PHI	P	4	33	8.3	18	1	0	0	0.0	0	0	W	21-17
10/12	at NYJ	P	5	42	8.4	16	0	1	7	7.0	7	0	W	13-11
10/19	NYG	S	5	42	8.4	20	0	0	0	0.0	0	0	W	33-32
10/26	DAL	P	4	36	9.0	11	0	0	0	0.0	0	0	W	44-24
11/02	at HOU	P	0	0	0.0	0	0	0	0	0.0	0	0	W	18-15
11/06	LV	P	2	12	6.0	7	0	0	0	0.0	0	0	W	10-7
11/16	KC	P	4	33	8.3	9	0	0	0	0.0	0	0	W	22-19
11/30	at WAS	P	6	79	13.2	41	0	0	0	0.0	0	0	W	27-26+
12/07	at LV	P	2	8	4.0	6	0	0	0	0.0	0	0	W	24-17
12/14	GB	P	1	12	12.0	12	0	0	0	0.0	0	0	W	34-26
12/21	JAX	S	2	36	18.0	33	0	0	0	0.0	0	0	L	20-34
12/25	at KC	P	4	21	5.3	8	0	0	0	0.0	0	0	W	20-13
01/04	LAC	P	3	45	15.0	37	0	0	0	0.0	0	0	W	19-3
<b>2025 TOTALS</b>		<b>16-2</b>	<b>50</b>	<b>461</b>	<b>9.2</b>	<b>41</b>	<b>1</b>	<b>1</b>	<b>7</b>	<b>7.0</b>	<b>7</b>	<b>0</b>	<b>14-3</b>	


+ - Overtime

## 2025 GAME-BY-GAME POSTSEASON STATISTICS (DEN)

DATE	OPPONENT	P/S	RECEIVING					RUSHING					W/L	SCORE
			NO.	YDS.	AVG.	LG	TD	NO.	YDS.	AVG.	LG	TD		
01/17	BUF	P	1	7	7.0	7	0	0	0	0.0	0	0	W	33-30+
<b>2025 TOTALS</b>		<b>1-0</b>	<b>1</b>	<b>7</b>	<b>7.0</b>	<b>7</b>	<b>0</b>	<b>0</b>	<b>0</b>	<b>0.0</b>	<b>0</b>	<b>0</b>	<b>1-0</b>	

+ - Overtime





54 C



## ALEX FORSYTH

**HEIGHT/WEIGHT:** 6-4 / 312

**BIRTHDAY:** Feb. 13, 1999

**NFL EXPERIENCE:** 3rd YR

**GP/GS:** 34/6

**COLLEGE:** Oregon

**BORN:** West Linn, Ore.

**BRONCOS EXPERIENCE:** 3rd YR

**ACQUIRED:** D7-'23

### AT A GLANCE

- A third-year center who has appeared in 34 regular-season games (6 starts at C) and two postseason contest (1 start) with the Broncos (2023-25).
- Started 4-of-17 games played in the regular season and appeared in one postseason contest in 2024, totaling 384 total snaps between offense and special teams.
- Started 28-of-39 games played at the University of Oregon from 2018-22, making appearances at center, left guard, right guard and right tackle.
- Started 12 games in 2022, earning first-team All-Pac-12 honors by the league's coaches and became the first Oregon offensive lineman to be named a FWAA All-American since 2019.
- Selected second-team All-Pac-12 by the conference coaches for the second straight season in 2021 after appearing in 10 games (9 starts) at center.
- Named to the All-Pac-12 second team by the league's coaches after starting all seven games he appeared in at center during the 2020 season.
- Saw action in five games in each of the 2018 and '19 seasons, making appearances at left guard, right guard and right tackle.
- Attended West Linn (Ore.) High School, where he was named first-team 6A All-State and helped the Lions to an undefeated season as a senior.
- Named first-team 6A All-State and first-team All-Three Rivers League as a junior to help West Linn to a state runner-up finish.
- Selected by the Broncos in the seventh round (257th overall) of the 2023 NFL Draft.

**2025:** Forsyth appeared in all 17 games (2 starts) during the regular season... Made his second postseason appearance and first playoff start in the AFC Divisional Round vs. Buf (1/17).

**2024:** Forsyth appeared in all 17 games (4 starts) during the regular season, playing 290 offensive snaps and 92 special-teams snaps... Made his NFL debut in the Broncos' Week 1 matchup at Sea. (9/8), appearing in five special-teams snaps... Made his first career start at center vs. LAC (10/13)... Played two special teams snaps in postseason debut at Buf. (1/12) in the AFC Wild Card Playoff.

**2023:** Forsyth made the 53-man roster as a rookie after being drafted in the seventh-round (257th overall) by the Broncos.

**COLLEGE:** Forsyth started 28-of-39 games he appeared in at the University of Oregon, making appearances at center, left guard, right guard and right tackle... Started 12 games at center in 2022, earning first-team All-Pac-12 accolades by the league's coaches and second-team All-Pac-12 by the Associated Press... Became the first Oregon offensive lineman to be named a FWAA All-American since 2019... Earned Pac-12 Offensive Lineman of the Week vs. UCLA (10/22)... Was named second-team All-Pac-12 for the second year in a row in 2021 by the league's coaches after playing in 10 games (9 starts) at center... Was named Pac-12 Offensive Lineman of the Week after helping the Ducks to an upset win at Ohio State (9/11)... Earned second-team All-Pac-12 honors in 2020 after starting all seven games at center... Led the team with 440 offensive snaps and allowed only one sack and four pressures on 231 pass-blocking downs... In 2019, appeared in five games at left guard, right guard and right tackle, totaling 47 snaps... Played in five games in 2018 after redshirting his freshman season, totaling 44 snaps at left guard, right guard and right tackle.

**PERSONAL:** Forsyth attended West Linn (Ore.) High School, where he was a key contributor to the program's success during his final two seasons there... As a senior, he helped the Lions to an undefeated record and state title while earning first-team 6A All-State honors... Paved the way for an offense that averaged 507.7 yards per game and 203.1 rushing yards per game during that senior season... Also named first-team 6A All-State as a junior, helping the Lions to a state runner-up finish... Majored in advertising at the University of Oregon... Alex Forsyth was born on Feb. 13, 1999, in West Linn, Ore.

### Transactions

Signed by Denver as a draft pick 5/12/23.








Alex Forsyth's NFL Regular Season Statistics

DATE	TEAM	GP	GS
2023	DEN	0	0
2024	DEN	17	4
2025	DEN	17	2
NFL TOTALS		34	6

Alex Forsyth's NFL Postseason Statistics

DATE	TEAM	GP	GS
2024	DEN	1	0
2025	DEN	1	1
NFL TOTALS		2	1





48 LS



## MITCHELL FRABONI

HEIGHT/WEIGHT: 6-2 / 223

BIRTHDAY: Oct. 28, 1996

NFL EXPERIENCE: 4th YR

GP/GS: 55/0

COLLEGE: Arizona State

BORN: Phoenix, Ariz.

BRONCOS EXPERIENCE: 4th YR

ACQUIRED: FA-'22

### AT A GLANCE

- A fourth-year long snapper who has appeared in 54 regular-season games and one postseason contest with the Broncos (2022-25), totaling 20 special-teams tackles and one forced fumble during his career.
- Played in all 17 regular-season contests and one postseason game with Denver in 2024, tallying five special-teams tackles with the Broncos.
- Appeared in 17 games in 2023, totaling six special-teams tackles and one forced fumble.
- Played for the Pittsburgh Maulers of the United States Football League in the summer of 2022.
- Played collegiately as a long snapper at Arizona State, where he appeared in 42 games, logging 13 tackles (8 solo) and one fumble recovery.
- Entered the NFL as a college free agent with Houston on June 14, 2021.
- Joined the Broncos as a free agent on October 11, 2022.

**2025:** Fraboni appeared in all 17 games this season, totaling four tackles on special teams.

**2024:** Fraboni played in all 17 regular-season contests and one postseason game for Denver, tallying five special-teams tackles.

**2023:** Fraboni played in 17 games for the Broncos, totaling six special-teams tackles and one forced fumble... Made one tackle on special teams vs. Was. (9/17)... Assisted on one special-teams tackle and also forced one fumble at K.C. (10/12)... Had one solo special-teams tackle in the win vs. K.C. (10/29)... Assisted on one special-teams tackle vs. Cle. (11/26)... Made one assisted with Denver, totaling five special-teams tackles in 40 special-teams snaps.. Nabbed two special-teams tackles at Ten. (11/13).

**COLLEGE:** Fraboni played in 42 games in four seasons at Arizona State... Was credited with 13 tackles (8 solo) and one fumble recovery during his career with the Sun Devils... Was voted a Phil Steele third-team All-America long snapper in 2017... Tied for the team lead with five special-teams tackles as a sophomore.

**PERSONAL:** Fraboni attended Mountain Pointe High School in Phoenix, where he played defensive end, tight end and long snapper... Helped Mountain Pointe to it's first Arizona State title... Finished his high school career with 68 tackles (49 solo) and 10 sacks... Mitchell Fraboni was born on October 28, 1996 in Phoenix.

### Transactions

Signed by Houston as a free agent 6/14/21; Waived by Houston 7/26/21; Signed by Houston 8/2/21; Waived by Houston 8/10/21; Signed by Denver (practice squad) 10/11/22; Signed by Denver (active roster) 10/24/22; Re-signed by Denver 3/11/25.

### Mitchell Fraboni's NFL Regular Season Statistics

DATE	TEAM	GP
2022	DEN	4
2023	DEN	17
2024	DEN	17
2025	DEN	17
NFL TOTALS		55



# UPDATED PLAYER BIOS



Mitchell Fraboni's NFL Postseason Statistics

DATE	TEAM	GP
2024	DEN	1
2025	DEN	1
NFL TOTALS		2

Mitchell Fraboni's NFL Regular Season Defensive Statistics

			TACKLES							INTERCEPTIONS						O. FUMB				ST				MISC			
DATE	TEAM	GP	GS	TK	S	A	TFL	YDS	SK	YDS	QBH	NO	YDS	LG	TD	PD	FF	FR	TD	YDS	TK	S	A	FF	FR	S	A
2022	DEN	4	0	0	0	0	0	0	0.0	0.0	0	0	0	0	0	0	0	0	0	0	5	3	2	0	0	0	0
2023	DEN	17	0	0	0	0	0	0	0.0	0.0	0	0	0	0	0	0	0	0	0	0	6	2	4	1	0	0	0
2024	DEN	17	0	0	0	0	0	0	0.0	0.0	0	0	0	0	0	0	0	0	0	0	5	3	2	0	0	0	0
2025	DEN	17	0	0	0	0	0	0	0.0	0.0	0	0	0	0	0	0	0	0	0	0	4	3	1	0	0	0	0
NFL TOTALS		55	0	0	0	0	0	0	0.0	0.0	0	0	0	0	0	0	0	0	0	0	20	11	9	1	0	0	0

Mitchell Fraboni's NFL Postseason Defensive Statistics

			TACKLES							INTERCEPTIONS						O. FUMB				ST				MISC			
DATE	TEAM	GP	GS	TK	S	A	TFL	YDS	SK	YDS	QBH	NO	YDS	LG	TD	PD	FF	FR	TD	YDS	TK	S	A	FF	FR	S	A
2024	DEN	1	0	0	0	0	0	0	0.0	0.0	0	0	0	0	0	0	0	0	0	0	0	0	0	0	0	0	0
2025	DEN	1	0	0	0	0	0	0	0.0	0.0	0	0	0	0	0	0	0	0	0	0	0	0	0	0	0	0	0
NFL TOTALS		2	0	0	0	0	0	0	0.0	0.0	0	0	0	0	0	0	0	0	0	0	0	0	0	0	0	0	0

2025 GAME-BY-GAME REGULAR-SEASON STATISTICS (DEN)

DATE	OPPONENT		W/L	SCORE
09/07	TEN	P	W	20-12
09/14	at IND	P	L	28-29
09/21	at LAC	P	L	20-23
09/29	CIN	P	W	28-3
10/05	at PHI	P	W	21-17
10/12	at NYJ	P	W	13-11
10/19	NYG	P	W	33-32
10/26	DAL	P	W	44-24
11/02	at HOU	P	W	18-15
11/06	LV	P	W	10-7
11/16	KC	P	W	22-19
11/30	at WAS	P	W	27-26+
12/07	at LV	P	W	24-17
12/14	GB	P	W	34-26
12/21	JAX	P	L	20-34
12/25	at KC	P	W	20-13
01/04	LAC	P	W	19-3
2025 TOTALS		17	14-3	

+ - Overtime





# UPDATED PLAYER BIOS




## 2025 GAME-BY-GAME POSTSEASON STATISTICS (DEN)

DATE	OPPONENT		W/L	SCORE
01/17	BUF	P	W	33-30+
2025 TOTALS	1		1-0	

+ - Overtime





11 WR



## TROY FRANKLIN

HEIGHT/WEIGHT: 6-3 / 187

COLLEGE: Oregon

BIRTHDAY: Feb. 6, 2003

BORN: East Palo Alto, Calif.

NFL EXPERIENCE: 2nd YR

BRONCOS EXPERIENCE: 2nd YR

GP/GS: 33/13

ACQUIRED: D4-'24

### AT A GLANCE

- A second-year wide receiver who has appeared in 33 regular-season games (13 starts) with Denver (2024-25), totaling 93 receptions for 972 yards (10.5 avg.) with eight touchdowns in addition to seven rushes for 20 yards (2.9 avg.).
- Played in two postseason games with Denver (2024-2025), totaling two receptions for 54 yards (27.0 avg.) with one touchdown.
- In 2024, started 6-of-16 games played and totaled 28 receptions for 263 yards (9.4 avg) with two touchdowns in the regular season.
- Appeared in 40 games (30 starts) at the University of Oregon (2021-23), recording 160 receptions for 2,483 yards (15.5 avg.) with 25 touchdowns.
- Since 2021, recorded the ninth-most receiving touchdowns (25) and 15th-most receiving yards in FBS.
- Left Oregon as the all-time leader in receiving touchdowns with 25, and tied for the lead in 100-yard games (11).
- In 2023, set Oregon single-season records in receiving yards (1,383), receiving touchdowns (14) and 100-yard receiving games (8).
- Tied for the third-most receiving touchdowns (14) and recorded the sixth-most receiving yards in FBS during the 2023 season.
- Caught 81 passes for 1,383 yards (17.1 avg.) with 14 touchdowns in 2023 and earned Associated Press All-America second team and All-Pac-12 first team honors.
- Was named second team All-Pac 12 by the AP and league's coaches in 2022 after starting all 13 games and leading the team with 61 receptions for 891 yards (14.6 avg.) with nine scores.
- Started 4-of-14 games played as a freshman in 2021, totaling 18 receptions for 209 yards (11.6 avg.) with two touchdowns.
- Attended Menlo-Atherton High School in Atherton, Calif., where he finished his career with 102 receptions for 1,790 receiving yards (17.5 avg.) with 28 total touchdowns.
- Selected by the Broncos in the fourth round (102nd overall) of the 2024 NFL Draft.

**2025:** Franklin appeared in all 17 games (7 starts), recording 65 receptions for 709 yards with six touchdowns, along with five rushing attempts for 12 yards... Recorded four receptions for 44 yards in the season opener vs. Ten (9/7)... Recorded career highs of eight receptions for 89 yards (11.1 avg.) with one touchdown in addition to one rush of 11 yards at Ind. (9/14)... Recorded four receptions for 55 yards (13.8 avg.) vs. Cin (9/29)... Made three receptions for 35 yards (11.7 avg.) at Phi. (10/5)... Recorded three receptions for 19 yards (6.3 avg.) at NYJ (10/12)... Totaled three receptions for 19 yards (6.3 avg.) with one touchdown vs. NYG (10/19)... Tied his career high of 89 yards on six receptions (14.8 avg.) with two touchdowns vs. Dal. (10/26)... The game against Dallas marked his first career multi-touchdown performance while also notching touchdown catches in back-to-back games for the first time in his career... Recorded four receptions for 27 yards (6.8 avg.) at Hou. (11/2) in addition to recording a two-point conversion to tie the game at 15... Totaled five receptions for 40 yards (8.0 avg.) with one touchdown vs. L.V. (11/6)... Recorded four receptions for 84 yards (21.0 avg.) vs. K.C. (11/16)... Recorded six receptions for 85 yards (14.2 avg.) with one touchdown vs. G.B. (12/14)... Recorded four receptions for 66 yards (16.5 avg.) vs. Jac. (12/21).

**2024:** Franklin appeared in 16 games (6 starts) and totaled 28 receptions for 263 yards (9.4 avg) with two touchdowns in the regular season... Made his NFL debut in Week 2 vs. Pit. (9/15)... Caught his first pass in Week 3 at T.B. (9/22), finishing the game with two receptions for 11 yards (5.5 avg.)... Made his first career start in the win at NYJ (9/29)... Recorded his first career touchdown catch while also making two receptions for 31 yards (15.5 avg.) vs. LAC (10/13)... Set career highs with five receptions for 50 yards at N.O. (10/17)... Recorded his second career touchdown after making two catches for 15 yards (7.5 avg.) with one score vs. Atl. (11/17)... Made his NFL postseason debut with Denver in the AFC Wild Card Round at Buf. (1/12), catching two passes for 54 yards (27.0 avg.) with one touchdown... His 43-yard touchdown catch was tied for the ninth-longest receiving score in a postseason game in team history while his 54 yards through the air are the fifth-most by a Bronco's rookie in a postseason contest.

**COLLEGE:** Franklin appeared in 40 games (30 starts) at the University of Oregon (2021-23), recording 160 receptions for 2,483 yards (15.5 avg.) with 25 touchdowns... Set Oregon single-season records in receiving yards (1,383), receiving touchdowns (14) and 100-yard receiving games (8)... Was named Associated Press All-America second team and All-Pac-12 first team... Left Oregon as the all-time leader in receiving touchdowns with 25, and tied for the lead in 100-yard games (11)... Caught 81 passes for 1,383 yards (17.1 avg.) with 14 touchdowns... His 14 receiving touchdowns tied for the third-most in FBS while his 1,383 yards ranked sixth... Started all 13 games played, leading the team with 61 receptions for 891 yards (14.6 avg.) with nine scores... His nine receiving scores ranked second in the Pac-12 while



# UPDATED PLAYER BIOS



his 61 receptions ranked eighth in the conference... Was named second team All-Pac 12 by the AP and league's coaches... Started 4-of-14 games played as a freshman, totaling 18 receptions for 209 yards (11.6 avg.) with two touchdowns.

**PERSONAL:** Franklin attended Menlo-Atherton High School in Atherton, Calif., where he finished his career with 102 receptions for 1,790 receiving yards (17.5 avg.) with 28 total touchdowns... Also rushed for 238 yards on 17 carries (14.0 avg.)... Was named to the San Jose Mercury News first team All-Bay Area Offensive Team and the Prep2Prep's Central Coast Section Junior of the Year after catching 43 passes for 674 yards (15.7 avg.) with nine scores... Troy Franklin was born on Feb. 6, 2003, in East Palo Alto, Calif.

## Transactions

Signed by Denver as a draft choice 6/3/24.

Troy Franklin's NFL Regular Season Rushing/Receiving Statistics

DATE	TEAM	GP	GS	RECEIVING					RUSHING				
				NO.	YDS.	AVG.	LG	TD	NO.	YDS.	AVG.	LG	TD
2024	DEN	16	6	28	263	9.4	30	2	2	8	4.0	5	0
2025	DEN	17	7	65	709	10.9	48	6	5	12	2.4	11	0
NFL TOTALS		33	13	93	972	10.5	48	8	7	20	2.9	11	0

Troy Franklin's NFL Postseason Rushing/Receiving Statistics

DATE	TEAM	GP	GS	RECEIVING					RUSHING				
				NO.	YDS.	AVG.	LG	TD	NO.	YDS.	AVG.	LG	TD
2024	DEN	1	0	2	54	27.0	43t	1	0	0	0.0	0	0
2025	DEN	1	1	0	0	0.0	0	0	0	0	0.0	0	0
NFL TOTALS		2	1	2	54	27.0	43T	1	0	0	0.0	0	0

## SINGLE-GAME HIGHS: RUSHING/RECEIVING

<b>Rush Attempts</b>	2 at Houston Texans, Nov 02, 2025	<b>Longest Receptions</b>	48 vs. Jacksonville Jaguars, Dec 21, 2025
<b>Rushing Yards</b>	11 at Indianapolis Colts, Sep 14, 2025	<b>Receiving TDs</b>	2 vs. Dallas Cowboys, Oct 26, 2025
<b>Longest Runs</b>	11 at Indianapolis Colts, Sep 14, 2025	<b>All-Purpose Yards</b>	100 at Indianapolis Colts, Sep 14, 2025
<b>Receptions</b>	8 at Indianapolis Colts, Sep 14, 2025	<b>Most TDs</b>	2 vs. Dallas Cowboys, Oct 26, 2025
<b>Receiving Yards</b>	89 vs. Dallas Cowboys, Oct 26, 2025	<b>Scrimmage Yards</b>	100 at Indianapolis Colts, Sep 14, 2025
	...1 more at 89.		
<b>Receiving Average</b>	21.0 vs. Kansas City Chiefs, Nov 16, 2025		

## SINGLE-GAME HIGHS - POSTSEASON: RECEIVING

<b>Receptions</b>	2 at Buffalo Bills, Jan 12, 2025	<b>All-Purpose Yards</b>	54 at Buffalo Bills, Jan 12, 2025
<b>Receiving Yards</b>	54 at Buffalo Bills, Jan 12, 2025	<b>Most TDs</b>	1 at Buffalo Bills, Jan 12, 2025
<b>Longest Receptions</b>	43t at Buffalo Bills, Jan 12, 2025	<b>Scrimmage Yards</b>	54 at Buffalo Bills, Jan 12, 2025





# UPDATED PLAYER BIOS



## 2025 GAME-BY-GAME REGULAR-SEASON STATISTICS (DEN)

DATE	OPPONENT	P/S	RECEIVING					RUSHING					W/L	SCORE
			NO.	YDS.	AVG.	LG	TD	NO.	YDS.	AVG.	LG	TD		
09/07	TEN	S	4	44	11.0	18	0	0	0	0.0	0	0	W	20-12
09/14	at IND	P	8	89	11.1	42	1	1	11	11.0	11	0	L	28-29
09/21	at LAC	S	2	8	4.0	7	0	0	0	0.0	0	0	L	20-23
09/29	CIN	S	4	55	13.8	23	0	0	0	0.0	0	0	W	28-3
10/05	at PHI	S	3	35	11.7	20	0	0	0	0.0	0	0	W	21-17
10/12	at NYJ	P	3	19	6.3	7	0	1	2	2.0	2	0	W	13-11
10/19	NYG	P	3	19	6.3	12	1	0	0	0.0	0	0	W	33-32
10/26	DAL	P	6	89	14.8	26	2	0	0	0.0	0	0	W	44-24
11/02	at HOU	S	4	27	6.8	13	0	2	-4	-2.0	2	0	W	18-15
11/06	LV	P	5	40	8.0	18	1	0	0	0.0	0	0	W	10-7
11/16	KC	S	4	84	21.0	35	0	0	0	0.0	0	0	W	22-19
11/30	at WAS	P	2	21	10.5	17	0	0	0	0.0	0	0	W	27-26+
12/07	at LV	S	3	11	3.7	6	0	0	0	0.0	0	0	W	24-17
12/14	GB	P	6	85	14.2	23t	1	1	3	3.0	3	0	W	34-26
12/21	JAX	P	4	66	16.5	48	0	0	0	0.0	0	0	L	20-34
12/25	at KC	P	4	17	4.3	6	0	0	0	0.0	0	0	W	20-13
01/04	LAC	P	0	0	0.0	0	0	0	0	0.0	0	0	W	19-3
<b>2025 TOTALS</b>		<b>17-7</b>	<b>65</b>	<b>709</b>	<b>10.9</b>	<b>48</b>	<b>6</b>	<b>5</b>	<b>12</b>	<b>2.4</b>	<b>11</b>	<b>0</b>	<b>14-3</b>	


+ - Overtime

## 2025 GAME-BY-GAME POSTSEASON STATISTICS (DEN)

DATE	OPPONENT	P/S	RECEIVING					RUSHING					W/L	SCORE
			NO.	YDS.	AVG.	LG	TD	NO.	YDS.	AVG.	LG	TD		
01/17	BUF	S	0	0	0.0	0	0	0	0	0.0	0	0	W	33-30+
<b>2025 TOTALS</b>		<b>1-1</b>	<b>0</b>	<b>0</b>	<b>0.0</b>	<b>0</b>	<b>0</b>	<b>0</b>	<b>0</b>	<b>0.0</b>	<b>0</b>	<b>0</b>	<b>1-0</b>	

+ - Overtime





98 DL



## JOHN FRANKLIN-MYERS

HEIGHT/WEIGHT: 6-4 / 288

COLLEGE: Stephen F. Austin

BIRTHDAY: Sep. 26, 1996

BORN: Greenville, Texas

NFL EXPERIENCE: 8th YR

BRONCOS EXPERIENCE: 2nd YR

GP/GS: 114/83

ACQUIRED: T (NYJ)-'24

### AT A GLANCE

- An eighth-year defensive lineman who has appeared in 114 games (83 starts) with the Rams (2018), Jets (2019-23) and Broncos (2024-25), totaling 200 tackles (92 solo), 34.0 sacks (243.5 yds.), one interception (32 yds.), seven passes defended, two forced fumbles and three fumble recoveries.
- Recorded three tackles (2 solo), one sack (9 yds.) and one forced fumble in his five postseason games (2 starts) with the Rams (2018) and Broncos (2024-25).
- In his first year with the Broncos in 2024, set career highs in tackles (40) and sacks (7.0, 48.5 yds.) in 17 games (16 starts).
- Started all 17 games in 2023 and recorded a combined 33 tackles (15 solo), 3.5 sacks (37.5 yds.) and a career-high three passes defended.
- Totaled 38 tackles (16 solo), five sacks (39 yds.) and one pass defended in 17 starts in 2022.
- Finished the 2021 season with 35 tackles (17 solo), a career-high six sacks (44 yds.), one interception (32 yds.), one pass defended and one forced fumble.
- In 2020, played in 15 games (2 starts) with the Jets, totaling 19 tackles (8 solo), three sacks (25 yds.), two passes defended and two forced fumbles.
- Played at Stephen F. Austin State University (2014-17), where he appeared in 41 games (33 starts) and totaled 130 tackles (70 solo), 17.5 sacks (124 yds.), two fumble recoveries (9 yds.) and five forced fumbles.
- Was a one-time All-Southland Conference selection and two-time second-team All-Southland Conference honoree with the Lumberjacks.
- Selected by the Rams in the fourth round (135th overall) of the 2018 NFL Draft.
- Traded to Denver from the N.Y. Jets on April 29, 2024.

**2025:** Franklin-Myers played in 16 regular-season games (15 starts) and made one start in the postseason for the defensive unit, totaling 25 tackles (12 solo), a career high 7.5 sacks (35.5 yds.) and six tackles for loss... Recorded his first sack of the season (6 yds.) of Chargers QB Justin Herbert and tallied three total tackles (2 solo) at LAC (9/21)... Brought down Bengals QB Jake Browning for his second sack of the season (6 yds.) and finished with two tackles (1 solo) vs. Cin. (9/29)... Secured another sack by wrapping up Jets QB Justin Fields (0 yds.) at NYJ (10/12) in addition to two tackles (1 solo)... Tallied his fourth sack of the season by taking down Cowboys QB Dak Prescott (13 yds.) vs. Dal. (10/26)... Tallied a half sack (split with OLB Jonathon Cooper) on Raiders QB Geno Smith (1.5 yds.) along with a trio of tackles (1 solo) in the win vs. L.V. (11/6)... Reached the backfield to sack Raiders QB Geno Smith (7 yds.) and finished with two tackles (1 solo) at L.V. (12/7)... Recorded the second multi-sack game of his career vs. Jac. (12/21) after tallying two sacks (2 yds.) on Jaguars QB Trevor Lawrence and finished with three tackles (2 solo)... With his two sacks, he set a new career high of 7.5 quarterback takedowns on the season.

**2024:** Franklin-Myers appeared in 17 games (16 starts) for Denver, recording a career-high 40 tackles (18 solo) and 7.0 sacks (48.5 yds.)... Started in his Broncos debut at Sea. (9/8), nabbing two solo tackles... Totaled three tackles (1 solo) and one sack (7 yds.) of QB Aaron Rodgers at NYJ (9/29)... Recorded two tackles (1 solo) and one sack (6 yds.) of Saints QB Spencer Rattler at N.O. (10/17)... Nabbed four tackles (2 solo) and one sack (11 yards) of Ravens QB Lamar Jackson at Bal. (11/3)... Registered three tackles (2 solo) and one sack of Chiefs QB Patrick Mahomes (6 yds.) at K.C. (11/10), his second consecutive contest recording a quarterback takedown... Tallied three tackles (2 solo), two quarterback hits and a half sack of Colts QB Anthony Richardson (split with OLB Nik Bonitto) for 2.5 yds. vs. Ind. (12/15)... Recorded a nine-yard takedown of Chiefs QB Carson Wentz vs. K.C. (1/5), setting a new career high in sacks... Started the postseason contest at Buf. (1/12) in the AFC Wild Card Playoff.

**2023:** Franklin-Myers started all 17 games and recorded a combined 33 tackles (15 solo), 3.5 sacks (37.5 yds.) and a career-high three passes defended... Anchored a defensive line that helped the Jets rank first in the league in yards allowed per play (4.57), second in passing defense (168.3 ypg) and third in total defense (292.3 ypg)... Totaled four tackles (1 solo) and one nine-yard sack in the season-opener vs. Buf. (9/11)... Made four tackles (1 solo) at NYG (10/29)... Recorded his second sack of the season with one quarterback takedown (11 yds.) in addition to two tackles (1 solo) and a career-high three passes defended vs. LAC (11/6)... Tallied a sack in a second consecutive game after taking down Raiders QB Aidan O'Connell for an 11-yard loss along with two tackles (1 solo) at L.V. (11/12)... Finished with four tackles (2 solo)—including assisting on one sack (6.5 yds.)—vs. Was. (12/24).





**2022:** Franklin-Myers totaled a career-high 38 tackles (16 solo), five sacks (39 yds.) and one pass defended in 17 starts... Played on a defense that finished fourth in the league in total defense (311.1 ypg), third in passing defense (189.4 ypg) and second in yards per play (4.8)... Set a career-high seven tackles (3 solo) at Pit. (10/2)... Assisted on one sack (2.5 yds.) in addition to recording two tackles (1 solo) and one pass defended vs. Mia. (10/9)... Registered two tackles (1 solo) and one sack (7 yds.) at G.B. (10/16)... Tallied one sack (5 yds.) and three tackles (2 solo) vs. N.E. (10/30)... Assisted on three tackles and recorded one sack (9 yds.) at N.E. (11/20)... Recorded three tackles (1 solo) and assisted on one sack (3.5 yds.) vs. Chi. (11/27)... Recorded his fifth sack of the season with one quarterback takedown (12 yds.) in addition to four tackles (1 solo) at Sea. (1/1).

**2021:** Franklin-Myers finished the season with 35 tackles (17 solo), a career-high six sacks (44 yds.), one interception (32 yds.), one pass defended and one forced fumble... Made three tackles (2 solo) and had one sack (9 yds.) in the season opener at Car. (9/12)... Posted one sack (10 yds.) in his second consecutive game in addition to making three tackles (1 solo) and forcing one fumble vs. N.E. (9/19)... Posted five tackles (1 solo) at Den. (9/26)... Notched four tackles (3 solo) and one sack (8 yds.) vs. Ten. (10/3)... Tallied his fourth sack of the season along with three tackles (2 solo) at Ind. (11/4)... Set a career-high two sacks (17 yds.) and intercepted his first career pass (32 yds.) in addition to making three solo tackles at Hou. (11/28).

**2020:** Franklin-Myers played in 15 games (2 starts) with the Jets, totaling 19 tackles (8 solo), three sacks (25 yds.), two passes defended and two forced fumbles... Tallied an 11-yard sack along with four tackles (2 solo) vs. Ari. (10/11)... Recovered one fumble vs. Buf. (10/25)... Made three tackles (1 solo) in his first career start at K.C. (11/1)... Posted one solo tackle—including one sack (5 yds.)—in a win at LAR (12/20)... Broke up one pass and recovered one fumble in addition to posting three tackles (1 solo) and one sack (9 yds.) vs. Cle. (12/27).

**2019:** Franklin-Myers was made inactive by the N.Y. Jets for the first three weeks of the season... Was picked up by the Jets off waivers after being cut by the L.A. Rams after training camp... Missed Weeks 5-17 after being placed on injured reserve on Oct. 4.

**2018:** Franklin-Myers played in all 16 games after being drafted by the L.A. Rams in the fourth round (135th overall) in the 2018 NFL Draft... Finished with 10 tackles (6 solo), two sacks (14 yds.), one forced fumble and one fumble recovery... Made his NFL debut in Week 1 at Oak. (9/10), totaling two tackles (1 solo)... Forced one fumble and recorded his first career sack (4 yds.) vs. Min. (9/27)... Recovered his first career fumble vs. K.C. (11/19)... Notched his second sack of the season (10 yds.) at Chi. (12/9).

**COLLEGE:** Franklin-Myers played at Stephen F. Austin State University, where he played in 41 games (33 starts) in four seasons (2014-17)... Produced 130 tackles (70 solo), 17.5 sacks (124 yds.), two fumble recoveries (9 yds.) and five forced fumbles... Named second-team All-Southland Conference as a senior in 2017 after playing 11 games (10 starts), totaling 55 tackles (27 solo), 3.5 sacks (24 yds.) and one forced fumble... Appeared in all 11 games (9 starts) in 2016 on his way to first-team All-Southland Conference honors, totaling 32 tackles (20 solo), eight sacks (59 yds.), two fumble recoveries (9 yds.) and four forced fumbles... Finished with 32 tackles (17 solo), six sacks (41 yds.) and five quarterback hits in 11 games (4 starts) in 2015 to earn second-team All-Southland Conference honors.

**PERSONAL:** Franklin-Myers attended Greenville (Texas) High School, where he was a three-year defensive starter, two-time first-team all-district and one-time honorable mention all-district... Was also named Defensive MVP twice for the program... Additionally lettered in basketball as well as track and field... John Franklin-Myers was born on Sept. 26, 1996, in Greenville, Texas.

## Transactions

Signed by L.A. Rams as a draft choice 4/27/24; Waived by L.A. Rams 8/31/19; Acquired via Waivers by N.Y. Jets 9/1/19; Re-Signed by N.Y. Jets 10/8/21; Traded to Denver 4/29/24.

John Franklin-Myers' NFL Regular Season Defensive Statistics

				TACKLES								INTERCEPTIONS						O. FUMB				ST				MISC	
DATE	TEAM	GP	GS	TK	S	A	TFL	YDS	SK	YDS	QBH	NO	YDS	LG	TD	PD	FF	FR	TD	YDS	TK	S	A	FF	FR	S	A
2018	LAR	16	0	10	6	4	1	10	2.0	14.0	6	0	0	0	0	0	1	1	0	0	0	0	0	0	0	0	0
2019	NYJ	0	0	0	0	0	0	0	0.0	0.0	0	0	0	0	0	0	0	0	0	0	0	0	0	0	0	0	0
Went from N.Y. Jets to L.A. Rams.																											
2019	LAR	0	0	0	0	0	0	0	0.0	0.0	0	0	0	0	0	0	0	0	0	0	0	0	0	0	0	0	0
2019	TOT	0	0	0	0	0	0	0	0.0	0.0	0	0	0	0	0	0	0	0	0	0	0	0	0	0	0	0	0
2020	NYJ	15	2	19	8	11	5	29	3.0	25.0	13	0	0	0	0	2	0	2	0	0	0	0	0	0	0	0	0
2021	NYJ	16	16	35	17	18	6	43	6.0	44.0	14	1	32	32	0	1	1	0	0	0	0	0	0	0	0	0	0
2022	NYJ	17	17	38	16	22	4	26	5.0	39.0	20	0	0	0	0	1	0	0	0	0	0	0	0	0	0	0	0
2023	NYJ	17	17	33	15	18	6	32	3.5	37.5	14	0	0	0	0	3	0	0	0	0	0	0	0	0	0	0	0
2024	DEN	17	16	40	18	22	8	55	7.0	48.5	18	0	0	0	0	0	0	0	0	0	0	0	0	0	0	0	0
2025	DEN	16	15	25	12	13	6	37	7.5	35.5	15	0	0	0	0	0	0	0	0	0	0	0	0	0	0	0	0
NFL TOTALS		114	83	200	92	108	36	232	34.0	243.5	100	1	32	32	0	7	2	3	0	0	0	0	0	0	0	0	0





# UPDATED PLAYER BIOS



## John Franklin-Myers' NFL Postseason Defensive Statistics

				TACKLES								INTERCEPTIONS						O. FUMB				ST				MISC	
DATE	TEAM	GP	GS	TK	S	A	TFL	YDS	SK	YDS	QBH	NO	YDS	LG	TD	PD	FF	FR	TD	YDS	TK	S	A	FF	FR	S	A
2018	LAR	3	0	3	2	1	0	0	1.0	9.0	1	0	0	0	0	0	1	0	0	0	0	0	0	0	0	0	0
2024	DEN	1	1	0	0	0	0	0	0.0	0.0	0	0	0	0	0	0	0	0	0	0	0	0	0	0	0	0	0
2025	DEN	1	1	0	0	0	0	0	0.0	0.0	1	0	0	0	0	0	0	0	0	0	0	0	0	0	0	0	0
NFL TOTALS		5	2	3	2	1	0	0	1.0	9.0	2	0	0	0	0	0	1	0	0	0	0	0	0	0	0	0	0

### SINGLE-GAME HIGHS: DEFENSIVE

<b>Total Tackles</b>	7 at Pittsburgh Steelers, Oct 02, 2022	<b>Fumble Recoveries</b>	1 vs. Cleveland Browns, Dec 27, 2020
<b>Solo Tackles</b>	3 vs. Pittsburgh Steelers, Sep 15, 2024		...2 more at 1.
	...3 more at 3.	<b>Tackles For Loss</b>	2 at Houston Texans, Nov 28, 2021
<b>Sacks</b>	2.0 vs. Jacksonville Jaguars, Dec 21, 2025		...2 more at 2.
	...1 more at 2.0.	<b>Interceptions</b>	1 at Houston Texans, Nov 28, 2021
<b>Passes Defensed</b>	1 at Houston Texans, Nov 28, 2021	<b>Interception Return Yards</b>	32 at Houston Texans, Nov 28, 2021
	...2 more at 1.		
<b>Forced Fumbles</b>	1 vs. New England Patriots, Sep 19, 2021		
	...1 more at 1.		

### SINGLE-GAME HIGHS - POSTSEASON: DEFENSIVE

<b>Total Tackles</b>	2 at New Orleans Saints, Jan 20, 2019	<b>Sacks</b>	1.0 vs. New England Patriots, Feb 03, 2019
<b>Solo Tackles</b>	1 vs. New England Patriots, Feb 03, 2019	<b>Forced Fumbles</b>	1 vs. New England Patriots, Feb 03, 2019
	...1 more at 1.		

### 2025 GAME-BY-GAME REGULAR-SEASON STATISTICS (DEN)

			TACKLES								INTERCEPTIONS					O. FUMB				ST				MISC				
DATE	OPPONENT	P/S	TK	S	A	SK	YDS	TFL	YDS	QBH	NO	YDS	LG	TD	PD	FF	FR	TD	YDS	TK	S	A	FF	FR	S	A	W/L	SCORE
09/07	TEN	S	1	0	1	0.0	0.0	0	0	0	0	0	0	0	0	0	0	0	0	0	0	0	0	0	0	0	W	20-12
09/14	at IND	S	0	0	0	0.0	0.0	0	0	0	0	0	0	0	0	0	0	0	0	0	0	0	0	0	0	0	L	28-29
09/21	at LAC	S	3	2	1	1.0	6.0	1	6	2	0	0	0	0	0	0	0	0	0	0	0	0	0	0	0	0	L	20-23
09/29	CIN	S	2	1	1	1.0	6.0	1	6	1	0	0	0	0	0	0	0	0	0	0	0	0	0	0	0	0	W	28-3
10/05	at PHI	P	0	0	0	0.0	0.0	0	0	0	0	0	0	0	0	0	0	0	0	0	0	0	0	0	0	0	W	21-17
10/12	at NYJ	S	2	1	1	1.0	0.0	0	0	2	0	0	0	0	0	0	0	0	0	0	0	0	0	0	0	0	W	13-11
10/19	NYG	S	3	2	1	0.0	0.0	1	3	0	0	0	0	0	0	0	0	0	0	0	0	0	0	0	0	0	W	33-32
10/26	DAL	S	2	1	1	1.0	13.0	1	13	1	0	0	0	0	0	0	0	0	0	0	0	0	0	0	0	0	W	44-24
11/02	at HOU	S	2	1	1	0.0	0.0	0	0	0	0	0	0	0	0	0	0	0	0	0	0	0	0	0	0	0	W	18-15
11/06	LV	S	3	1	2	0.5	1.5	0	0	1	0	0	0	0	0	0	0	0	0	0	0	0	0	0	0	0	W	10-7
11/16	KC	S	1	0	1	0.0	0.0	0	0	1	0	0	0	0	0	0	0	0	0	0	0	0	0	0	0	0	W	22-19
11/30	at WAS	S	1	0	1	0.0	0.0	0	0	0	0	0	0	0	0	0	0	0	0	0	0	0	0	0	0	0	W	27-26+
12/07	at LV	S	2	1	1	1.0	7.0	1	7	1	0	0	0	0	0	0	0	0	0	0	0	0	0	0	0	0	W	24-17
12/14	GB	S	0	0	0	0.0	0.0	0	0	4	0	0	0	0	0	0	0	0	0	0	0	0	0	0	0	0	W	34-26
12/21	JAX	S	3	2	1	2.0	2.0	1	2	2	0	0	0	0	0	0	0	0	0	0	0	0	0	0	0	0	L	20-34
12/25	at KC	S	0	0	0	0.0	0.0	0	0	0	0	0	0	0	0	0	0	0	0	0	0	0	0	0	0	0	W	20-13
01/04	LAC		ON INACTIVE LIST																							W	19-3	
2025 TOTALS		16-15	25	12	13	7.5	35.5	6	37	15	0	0	0	0	0	0	0	0	0	0	0	0	0	0	0	0	14-3	

+ - Overtime



UPDATED PLAYER BIOS



2025 GAME-BY-GAME POSTSEASON STATISTICS (DEN)

			TACKLES								INTERCEPTIONS					O. FUMB				ST				MISC				
DATE	OPPONENT	P/S	TK	S	A	SK	YDS	TFL	YDS	QBH	NO	YDS	LG	TD	PD	FF	FR	TD	YDS	TK	S	A	FF	FR	S	A	W/L	SCORE
01/17	BUF	S	0	0	0	0.0	0.0	0	0	1	0	0	0	0	0	0	0	0	0	0	0	0	0	0	0	0	W	33-30+
2025 TOTALS			1	1	1	0.0	0.0	0	0	1	0	0	0	0	0	0	0	0	0	0	0	0	0	0	0	0	1-0	

+ - Overtime





57 LB



## DRE GREENLAW

HEIGHT/WEIGHT: 6-0 / 230

COLLEGE: Arkansas

BIRTHDAY: May. 25, 1997

BORN: Fayetteville, Ark.

NFL EXPERIENCE: 7th YR

BRONCOS EXPERIENCE: 1st YR

GP/GS: 72/63

ACQUIRED: UFA (S.F.)-'25

### AT A GLANCE

- A seventh-year linebacker who has appeared in 72 regular-season games (63 starts) with San Francisco (2019-24) and Denver (2025), recording 490 career tackles (306 solo), 4.5 sacks (31.5 yds.), four interceptions (129 yds., 1 TD), 16 passes defended, three forced fumbles and two fumble recoveries.
- In 13 postseason starts with San Francisco (2021-23) and Denver (2025), has recorded 76 tackles (44 solo), two interceptions (25 yds.), three passes defended, one forced fumble and one fumble recovery to help lead San Francisco to three consecutive NFC Championship Game appearances and a berth in Super Bowl LVIII.
- Since joining the league in 2019, his 76 postseason tackles are the fifth-most and his three passes defended are tied for the eighth most among linebackers.
- In 2023 with the 49ers, totaled 120 tackles (75 solo), 1.5 sacks (4.5 yds.) and four passes defended in 15 starts.
- Started 15 games for San Francisco in 2022, tallying 127 tackles (82 solo), one interception (0 yds.), six passes defended, two forced fumbles and two fumble recoveries (23 yds., 1 TD).
- Appeared in 13 games (11 starts) in 2020, totaling 83 tackles (59 solo), one sack (yds.) and one pass defended.
- Was named PFWA All-Rookie in 2019 after appearing in all 16 games (11 starts) as a rookie for San Francisco, registering 87 tackles (62 solo), one sack (19 yds.) and one interception (47 yds.).
- Named to PFWA All-Rookie team in 2019 after appearing in all 16 games (11 starts) for San Francisco, registering 87 tackles (62 solo), one sack (19 yds.) and one interception (47 yds.).
- Started 39-of-41 games played at the University of Arkansas (2015-18), recording 299 tackles (145 solo), four sacks, three interceptions, three forced fumbles and three fumble recoveries.
- Selected by the 49ers in the fifth round (148th overall) of the 2019 NFL Draft.
- Signed by Denver as an unrestricted free agent on March 13, 2025.

**2025:** Greenlaw tallied eight regular-season appearances (7 starts) and played in one postseason game in his first season in Denver, recording 43 tackles (15 solo), one sack, two passes defended and one interception... Made his Broncos debut vs. NYG (10/19) and totaled six tackles (1 solo) with one quarterback hit... Tallied eight tackles (1 solo) while recording his first sack as a Bronco (0 yds.) of Texans QB C.J. Stroud in the first quarter at Hou. (11/2)... Accumulated five tackles (2 solo) vs. L.V. (11/6) while tallying his first pass defended and forced fumble of the season... Recorded five tackles (2 solo) at Was. (11/30) and intercepted Commanders QB Marcus Mariota (27 yds.) in the red zone for his first interception as a Bronco and the fourth of his career... Tied a team-high eight tackles (5 solo) in the win vs. G.B. (12/14).

**2024:** Greenlaw appeared in two games (2 starts) for San Francisco, recording eight tackles (3 solo)... Started season on Reserve/PUP before being activated on Dec. 12... In his season debut, started and recorded eight tackles (3 solo) vs. LAR (12/12)... Started the contest before leaving with injury vs. Mia. (12/22)... Placed on Injured Reserve (calf) on Dec. 31.

**2023:** Greenlaw started 15 games for San Francisco, totaling 120 (75 solo) tackles, 1.5 sacks and four passes defended... Tallied five tackles (5 solo) and one sack of QB Dak Prescott, his third career quarterback takedown, vs. Dal. (10/8)... Notched eight tackles (4 solo) and a half sack of QB Baker Mayfield vs. T.B. (11/19)... Totaled four tackles (2 solo) and 16 interception return yards on a lateral pass from LB Fred Warner vs. Sea. (12/10)... In the postseason, started all three games and registered 18 tackles, two interceptions and two passes defended... Recorded a team-high eight tackles (6 solo) and two interceptions (25 yds.) of QB Jordan Love vs. G.B. (1/20) in the NFC Divisional Playoff... Became the first NFL linebacker to register two interceptions in a playoff game since Rams LB Tommy Polley intercepted Packers QB Brett Favre twice vs. G.B. (1/20/02) in the NFC Divisional Playoff... Registered three tackles at K.C. (2/11) in Super Bowl LVIII, marking 72 career postseason tackles, the fourth most in 49ers franchise history.

**2022:** Greenlaw started 15 games for San Francisco, tallying 127 tackles (82 solo), one interception (0 yds.), six passes defended, two forced fumbles and two fumble recoveries (23 yds., 1 TD)... Recorded nine tackles (8 solo), one pass defended and his first career forced fumble at Ari. (11/21)... Registered five tackles, one pass defended and his first career fumble recovery vs. N.O. (11/27)... Led the team with eight tackles (7 solo), one pass defended and one fumble return (23 yds., 1 TD) vs. Mia. (12/4)... Marked a career-high 15 tackles (10 solo)







and one interception of Buccaneers QB Tom Brady vs. T.B. (12/11)... Recorded eight tackles (4 solo), two passes defended and one forced fumble at Sea. (12/15)... In the postseason, started three games and registered 26 tackles (17 solo) along with one pass defended.

**2021:** Greenlaw appeared in three games (2 starts) for San Francisco, recording 21 tackles (10 solo) and one interception (39 yds., 1 TD)... Registered six tackles (4 solo) and his first career pick-six when he intercepted QB Jared Goff and returned it 39 yds. at Det. (9/12)... Placed on Injured Reserve (groin) on Sept. 17... Activated from Injured Reserve on Nov. 27... Inactive for five of last seven regular season games... In the postseason, started three games and notched 14 tackles (8 solo) and one fumble recovery... Recorded six tackles (3 solo) and one fumble recovery at G.B. (1/22) in the NFC Divisional Playoff, marking the first fumble recovery of his postseason career.

**2020:** Greenlaw appeared in 13 games (11 starts) for San Francisco, totaling 83 tackles (59 solo), one sack (yds.) and one pass defended... Brought down QB Cam Newton for an eight-yard loss at N.E. (10/25).

**2019:** Greenlaw was named PFWA All-Rookie after appearing in all 16 games (11 starts) as a rookie for San Francisco, registering 87 tackles (62 solo), one sack (19 yds.) and one interception (47 yds.)... Started in NFL debut, recording four tackles (3 solo) at T.B. (9/8)... Recorded first career sack on a takedown of QB Kyler Murray (19 yds.) at Ari. (10/31)... Registered eight tackles (3 solo) and first career interception off QB Russell Wilson in overtime, returning it 47 yds. vs. Sea. (11/11)... Recorded a team-high 13 tackles (11 solo) and one tackle for loss at Sea. (12/29)... His 87 total tackles ranked fourth among all rookies in 49ers history... In the postseason, started three games and recorded 14 tackles (10 solo) and one forced fumble... Helped the 49ers defense limit the Vikings offense to 147 total net yards, the fewest total net yards in a postseason game in franchise history vs. Min. (1/11) in the NFC Divisional Playoff.

**COLLEGE:** Greenlaw appeared in 41 games (39 starts) over four seasons at the University of Arkansas (2015-18), recording 299 tackles, 13 tackles for loss, four sacks, three interceptions, three forced fumbles and three fumble recoveries... As a senior team captain in 2018, appeared in 10 games (9 starts) and notched 80 tackles, two sacks, 6.5 tackles for loss, two interceptions, one forced fumble and one fumble recovery... Started all 12 games in which he appeared in 2017 as a junior, registering 84 tackles, one sack and 1.5 tackles for loss... Started seven contests as a sophomore in 2016, recording 42 tackles, 1.5 tackles for loss, one interception and two fumble recoveries... Named SEC All-Freshman (Coaches) in 2015 after totaling 93 tackles, 3.5 tackles for loss, two forced fumbles and one sack in 13 games played (11 starts).

**PERSONAL:** Greenlaw attended Fayetteville (Ark.) High School where he tallied 119 tackles, four tackles for loss, four interceptions, 10 passes defended and two fumble recoveries... On offense, notched 11 receptions for 240 yards (21.8) and three touchdowns as a senior in 2014... Helped Fayetteville reach the Arkansas Class 7A state championship game in 2014... Also participated in track and field... Dre Greenlaw was born on May 25, 1997, in Fayetteville, Ark.

## Transactions

Signed by San Francisco as a draft choice 5/3/19; Re-signed by San Francisco 9/19/22; Signed by Denver as an unrestricted free agent 3/13/25.

Dre Greenlaw's NFL Regular Season Defensive Statistics

				TACKLES								INTERCEPTIONS						O. FUMB				ST				MISC	
DATE	TEAM	GP	GS	TK	S	A	TFL	YDS	SK	YDS	QBH	NO	YDS	LG	TD	PD	FF	FR	TD	YDS	TK	S	A	FF	FR	S	A
2019	SF	16	11	87	62	25	3	20	1.0	19.0	2	1	47	47	0	2	0	0	0	0	5	2	3	0	0	0	0
2020	SF	13	11	83	59	24	7	13	1.0	8.0	2	0	0	0	0	1	0	0	0	0	3	2	1	0	0	0	0
2021	SF	3	2	21	10	11	0	0	0.0	0.0	1	1	39	39t	1	1	0	0	0	0	0	0	0	0	0	0	0
2022	SF	15	15	127	82	45	3	7	0.0	0.0	0	1	0	0	0	6	2	2	1	23	0	0	0	0	0	0	0
2023	SF	15	15	120	75	45	5	9	1.5	4.5	4	0	16	16	0	4	0	0	0	0	0	0	0	0	0	0	0
2024	SF	2	2	9	3	6	0	0	0.0	0.0	0	0	0	0	0	0	0	0	0	0	0	0	0	0	0	0	0
2025	DEN	8	7	43	15	28	2	8	1.0	0.0	2	1	27	27	0	2	1	0	0	0	0	0	0	0	0	0	0
NFL TOTALS		72	63	490	306	184	20	57	4.5	31.5	11	4	129	47	1	16	3	2	1	23	8	4	4	0	0	0	0

Dre Greenlaw's NFL Postseason Defensive Statistics

				TACKLES								INTERCEPTIONS						O. FUMB				ST				MISC	
DATE	TEAM	GP	GS	TK	S	A	TFL	YDS	SK	YDS	QBH	NO	YDS	LG	TD	PD	FF	FR	TD	YDS	TK	S	A	FF	FR	S	A
2019	SF	3	3	14	10	4	0	0	0.0	0.0	0	0	0	0	0	0	1	0	0	0	0	0	0	0	0	0	0
2021	SF	3	3	14	8	6	1	3	0.0	0.0	1	0	0	0	0	0	0	1	0	0	0	0	0	0	0	0	0
2022	SF	3	3	26	17	9	2	2	0.0	0.0	0	0	0	0	0	1	0	0	0	0	0	0	0	0	0	0	0
2023	SF	3	3	18	9	9	1	2	0.0	0.0	0	2	25	18	0	2	0	0	0	0	0	0	0	0	0	0	0
2025	DEN	1	0	4	0	4	0	0	0.0	0.0	0	0	0	0	0	0	0	0	0	0	0	0	0	0	0	0	0
NFL TOTALS		13	12	76	44	32	4	7	0.0	0.0	1	2	25	18	0	3	1	1	0	0	0	0	0	0	0	0	0



# UPDATED PLAYER BIOS



## SINGLE-GAME HIGHS: DEFENSIVE

**Total Tackles** 15 vs. Tampa Bay Buccaneers, Dec 11, 2022  
...1 more at 15.

**Solo Tackles** 12 vs. Los Angeles Rams, Oct 03, 2022

**Sacks** 1.0 at New England Patriots, Oct 25, 2020  
...1 more at 1.0.

**Passes Defensed** 2 vs. Tampa Bay Buccaneers, Nov 19, 2023  
...1 more at 2.

**Forced Fumbles** 1 at Seattle Seahawks, Dec 15, 2022  
...1 more at 1.

**Tackles For Loss** 2 vs. Dallas Cowboys, Oct 08, 2023  
...1 more at 2.

**Interceptions** 1 at Washington Commanders, Nov 30, 2025  
...3 more at 1.

**Interception Return Yards** 47 vs. Seattle Seahawks, Nov 11, 2019

**Special Teams Tackles** 1 at Los Angeles Rams, Nov 29, 2020  
...7 more at 1.

## SINGLE-GAME HIGHS - POSTSEASON: DEFENSIVE

**Total Tackles** 11 vs. Seattle Seahawks, Jan 14, 2023

**Solo Tackles** 5 vs. Green Bay Packers, Jan 19, 2020

**Forced Fumbles** 1 vs. Minnesota Vikings, Jan 11, 2020

**Fumble Recoveries** 1 at Green Bay Packers, Jan 22, 2022

**Tackles For Loss** 1 at Dallas Cowboys, Jan 16, 2022

## 2025 GAME-BY-GAME REGULAR-SEASON STATISTICS (DEN)

			TACKLES								INTERCEPTIONS					O. FUMB				ST				MISC				
DATE	OPPONENT	P/S	TK	S	A	SK	YDS	TFL	YDS	QBH	NO	YDS	LG	TD	PD	FF	FR	TD	YDS	TK	S	A	FF	FR	S	A	W/L	SCORE
09/07	TEN												ON INACTIVE LIST														W	20-12
09/14	at IND												ON INACTIVE LIST														L	28-29
09/21	at LAC												INJURED RESERVE														L	20-23
09/29	CIN												INJURED RESERVE														W	28-3
10/05	at PHI												INJURED RESERVE														W	21-17
10/12	at NYJ												INJURED RESERVE														W	13-11
10/19	NYG												INJURED RESERVE														W	33-32
10/26	DAL												RESERVE/LEAGUE SUSP.														W	44-24
11/02	at HOU	S	8	1	7	1.0	0.0	0	0	1	0	0	0	0	0	0	0	0	0	0	0	0	0	0	0	0	W	18-15
11/06	LV	S	5	2	3	0.0	0.0	1	7	0	0	0	0	0	1	1	0	0	0	0	0	0	0	0	0	0	W	10-7
11/16	KC	S	4	1	3	0.0	0.0	0	0	0	0	0	0	0	0	0	0	0	0	0	0	0	0	0	0	0	W	22-19
11/30	at WAS	S	5	2	3	0.0	0.0	0	0	0	1	27	27	0	1	0	0	0	0	0	0	0	0	0	0	0	W	27-26+
12/07	at LV	S	4	2	2	0.0	0.0	1	1	0	0	0	0	0	0	0	0	0	0	0	0	0	0	0	0	0	W	24-17
12/14	GB	S	8	5	3	0.0	0.0	0	0	0	0	0	0	0	0	0	0	0	0	0	0	0	0	0	0	0	W	34-26
12/21	JAX	P	3	1	2	0.0	0.0	0	0	0	0	0	0	0	0	0	0	0	0	0	0	0	0	0	0	0	L	20-34
12/25	at KC												INACTIVE														W	20-13
01/04	LAC												ON INACTIVE LIST														W	19-3
2025 TOTALS		7-6	37	14	23	1.0	0.0	2	8	1	1	27	27	0	2	1	0	0	0	0	0	0	0	0	0	0	14-3	


+ - Overtime

## 2025 GAME-BY-GAME POSTSEASON STATISTICS (DEN)

DATE	OPPONENT	P/S	TACKLES							INTERCEPTIONS					O. FUMB				ST					MISC		W/L	SCORE
			TK	S	A	SK	YDS	TFL	YDS	QBH	NO	YDS	LG	TD	PD	FF	FR	TD	YDS	TK	S	A	FF	FR	S	A	
01/17	BUF	P	4	0	4	0.0	0.0	0	0	0	0	0	0	0	0	0	0	0	0	0	0	0	0	0	0	W	33-30+
<b>2025 TOTALS</b>			<b>1-0</b>			<b>4</b>	<b>0</b>	<b>4</b>	<b>0.0</b>	<b>0.0</b>	<b>0</b>	<b>0</b>	<b>0</b>	<b>0</b>	<b>0</b>	<b>0</b>	<b>0</b>	<b>0</b>	<b>0</b>	<b>0</b>	<b>0</b>	<b>0</b>	<b>0</b>	<b>0</b>	<b>0</b>	<b>1-0</b>	

+ - Overtime





12 RB



## RJ HARVEY

HEIGHT/WEIGHT: 5-9 / 208

COLLEGE: Central Florida

BIRTHDAY: Feb. 4, 2001

BORN: Orlando, Fla.

NFL EXPERIENCE: R

BRONCOS EXPERIENCE: R

GP/GS: 17/7

ACQUIRED: D2-'25

### AT A GLANCE

- A rookie running back who has appeared in 17 games (7 start) with Denver (2025), totaling 146 rushes for 540 yards (3.7 avg.) with seven touchdowns in addition to 47 catches for 356 yards (7.6 avg.) with five touchdowns.
- Played in one postseason game with the Broncos (2025), totaling six rushes for 20 yards (3.3 avg.) and five receptions for 46 yards (9.2 avg.).
- Also returned 16 kickoffs for 353 yards (22.1 avg.).
- Recorded the most receiving touchdowns (4) by a rookie running back in team history.
- Has the third-most offensive touchdowns (12) and is tied for the sixth-most rushing scores (7) by a rookie running back in team history.
- Became just the fourth rookie running back in team history to record one rushing touchdown in four consecutive games
- Third rookie running back in NFL history (since 1950) to record seven rushing touchdowns and five receiving touchdowns.
- Leads rookie running backs in receiving yards (356) and ranks second in receptions (47) in 2025.
- Became just the sixth rookie since 1990 to record at least five rushing touchdowns and four receiving scores, joining Saquon Barkley (2018), Alvin Kamara (2017), David Johnson (2015), Matt Forte (2008) and Pro Football Hall of Famer Edgerrin James (1999).
- Played in 41 games (26 starts) at running back over five seasons at the University of Central Florida (2020-24), recording 579 carries for 3,792 yards (6.5 avg.) with 43 touchdowns along with 61 receptions for 720 yards (11.8 avg.) with four scores.
- Holds Central Florida's program record for career touchdowns scored (48) and ranks second in UCF's record books for career rushing touchdowns (43).
- Recorded 100 or more rushing yards in 17-of-41 career games played for the Knights while also scoring at least one rushing touchdown in 23 contests.
- Named a Doak Walker Award semifinalist in 2023 and 2024, given annually to the nation's top running back.
- Started his collegiate career at the University of Virginia as a quarterback (2019) prior to transferring to UCF and transitioning to running back.
- Selected by the Broncos in the second round (60th overall) of the 2025 NFL Draft.

**2025:** Harvey appeared in all 17 games (7 starts) with 146 rushing attempts for 540 yards with seven touchdowns, along with 47 receptions for 356 yards and five touchdowns... Tied for fifth most rushing yards by a Bronco made his NFL debut vs. Ten (9/7), totaled 70 rushing yards on six carries (11.7 avg.)... Returned three kickoffs for 70 yards (23.3 avg.) at Ind. (9/14)...Returned one kickoff for 27 yards (27.0 avg) in his first career start at LAC (9/22). Recorded 14 rushes for 58 yards (4.1 avg.) along with four receptions for 40 yards (10.0 avg.) with one touchdown vs. Cin (9/29)... His touchdown catch was his first career touchdown... Also returned two kickoffs for 58 yards (29.0 avg.) against the Bengals...Returned four kickoffs for 83 yards (20.8 avg.) at Phi. (10/5)... Recorded four receptions for 21 yards (5.3 avg.) at NYJ (10/12)... Recorded seven rushing attempts for 46 yards (6.6 avg.) with two touchdowns along with one reception for five yards with one touchdown vs. Dal. (10/26)... Became just the fifth rookie in team history—and first since RB Clinton Portis in 2002—to record at least three overall touchdowns in a single game... Also became the first Broncos rookie since RB Phillip Lindsay in 2018 to record multiple rushing scores in a single contest... Recorded five receptions for 51 yards (10.2 avg.) with one touchdown in addition to two kickoff returns for 54 yards (27.0 avg.) at Hou. (11/2)... With the score, he became first Broncos rookie with a receiving touchdown in three straight games... Recorded three receptions for 27 yards (9.0 avg.) along with 13 rushing attempts for 35 yards (2.7 avg.) with two touchdowns at Was. (11/30)... His game against Washington marked his second career multi-rushing TD contest, becoming the first Broncos rookie back since former Broncos RB Phillip Lindsay to have multiple games with at least two rushing scores... Totaled career highs of 17 rush attempts for 75 yards (4.4 avg.) with one touchdown along with six receptions for 25 yards (4.2 avg.) at L.V. (12/7)... His game against the Raiders marked his first career game with 100 scrimmage yards... Totaled 19 rushing attempts for 65 yards (3.4 avg.) with one touchdown vs. G.B. (12/14)... Totaled four receptions for 71 yards (17.8 avg.) along with seven rushing attempts for 50 yards (7.1 avg.) with one touchdown vs. Jac. (12/21)... Recorded five receptions for 33 yards (6.6 avg.) with one touchdown along with 14 rushing attempts for 43 yards (3.1 avg.) at K.C. (12/25)... With that performance, he became just the third rookie running back in NFL history (since 1950) to record seven rushing touchdowns and five receiving touchdowns... Also became the first rookie in team history to record a touchdown in five straight games... Made his NFL postseason appearance with Denver in the AFC Divisional Round vs. Buf. (1/17), recording six carries for 20 yards (3.3 avg.) and five receptions for 46 yards (9.2 avg.).





# UPDATED PLAYER BIOS



**2024:** Harvey was named third-team All-American by the Associated Press and first-team All-Big 12 (coaches)... Started all 12 games for the Knights and led the conference with 1,577 rushing yards on 232 carries (6.80 avg.) along with 22 rushing touchdowns, the third most in FBS... Topped the rushing yards century mark in nine of the Knights' 12 games while scoring a touchdown in 11-of-12 contests... Recorded 19 carries for 126 yards and four touchdowns vs. Sam Houston (9/7)... Rushed for 196 yards on 25 carries with two touchdowns at No. 9 Iowa State (10/19)... Named a semifinalist for the Doak Walker Award for the second consecutive year... Became just the second player in program history to record consecutive 1,000-yard rushing seasons.

**2023:** Harvey started 11-of-13 games for UCF, recording 226 carries for 1,416 yards (6.2 avg.) with 16 touchdowns... Recorded 100 or more rushing yards in 7-of-13 games for the Knights, including five consecutive contests, and recorded at least one touchdown in nine contests... Registered 164 rushing yards on 20 carries with three touchdowns at Cincinnati (11/4), and was named Big 12 Co-Offensive Player of the Week... Ran for a career high 206 yards on 24 carries with a career high tying three touchdowns vs. Oklahoma State (11/11)... Became UCF's first 1,000-yard rusher since 2018... Named a semifinalist for Doak Walker Award.

**2022:** Harvey played in 13 games (3 starts) for the Knights, tallying 118 rushes for 796 yards (6.75 avg.) with five touchdowns... Registered 151 yards on 17 carries vs. Memphis (11/5).

**2021:** Harvey missed the season after suffering an injury in preseason camp.

**2020:** Harvey played in three games for UCF in his first season with the Knights, recording three carries for three rushing yards... Made collegiate debut at ECU (9/26).

**2019:** Harvey spent his true freshman season at Virginia, earning a redshirt at quarterback.

**HIGH SCHOOL:** Harvey attended Edgewater High School in Orlando, Fla., and accounted for 48 total touchdowns as a senior in 2018, including 25 rushing touchdowns and 23 passing touchdowns... Passed for 1,787 yards and ran for 1,376 yards as a senior... Led Edgewater to a 21-5 record as its starting quarterback, and helped the team to a state semifinal appearance in 2018.

**PERSONAL:** Harvey earned his bachelor's degree in interdisciplinary studies from the University of Central Florida... RJ Harvey was born on February 4, 2001, in Orlando, Fla.

## Transactions

Signed by Denver as a draft choice 7/18/25.

RJ Harvey's NFL Regular Season Rushing/Receiving Statistics

DATE	TEAM	RUSHING							RECEIVING				
		GP	GS	NO.	YDS.	AVG.	LG	TD	NO.	YDS.	AVG.	LG	TD
2025	DEN	17	7	146	540	3.7	50	7	47	356	7.6	32	5
NFL TOTALS		17	7	146	540	3.7	50	7	47	356	7.6	32	5

RJ Harvey's NFL Postseason Rushing/Receiving Statistics

DATE	TEAM	RUSHING							RECEIVING				
		GP	GS	NO.	YDS.	AVG.	LG	TD	NO.	YDS.	AVG.	LG	TD
2025	DEN	1	1	6	20	3.3	12	0	5	46	9.2	24	0
NFL TOTALS		1	1	6	20	3.3	12	0	5	46	9.2	24	0

RJ Harvey's NFL Regular Season Return Statistics

KICKOFF RETURNS							PUNT RETURNS					
DATE	TEAM	RET.	YDS.	AVG.	LG	TD	NO.	FC	YDS.	AVG.	LG	TD
2025	DEN	16	353	22.1	29	0	0	0	0	0.0	0	0
NFL TOTALS		16	353	22.1	29	0	0	0	0	0.0	0	0

RJ Harvey's NFL Postseason Return Statistics

KICKOFF RETURNS							PUNT RETURNS					
DATE	TEAM	RET.	YDS.	AVG.	LG	TD	NO.	FC	YDS.	AVG.	LG	TD
2025	DEN	0	0	0.0	0	0	0	0	0	0.0	0	0
NFL TOTALS		0	0	0.0	0	0	0	0	0	0.0	0	0





## SINGLE-GAME HIGHS: RUSHING/RECEIVING

<b>Rush Attempts</b>	19 vs. Green Bay Packers, Dec 14, 2025 17 at Las Vegas Raiders, Dec 07, 2025 15 vs. Los Angeles Chargers, Jan 04, 2026 14 at Kansas City Chiefs, Dec 25, 2025 14 vs. Cincinnati Bengals, Sep 29, 2025
<b>Rushing Yards</b>	75 at Las Vegas Raiders, Dec 07, 2025 70 vs. Tennessee Titans, Sep 07, 2025 65 vs. Green Bay Packers, Dec 14, 2025 58 vs. Cincinnati Bengals, Sep 29, 2025 50 vs. Jacksonville Jaguars, Dec 21, 2025
<b>Rushing Average</b>	7.1 vs. Jacksonville Jaguars, Dec 21, 2025 6.6 vs. Dallas Cowboys, Oct 26, 2025 4.4 at Las Vegas Raiders, Dec 07, 2025 4.1 vs. Cincinnati Bengals, Sep 29, 2025 3.4 vs. Green Bay Packers, Dec 14, 2025
<b>Longest Runs</b>	50 vs. Tennessee Titans, Sep 07, 2025 40t vs. Dallas Cowboys, Oct 26, 2025 38t vs. Jacksonville Jaguars, Dec 21, 2025 15 at Las Vegas Raiders, Dec 07, 2025 11 vs. Los Angeles Chargers, Jan 04, 2026 ...3 more at 11.
<b>Rushing TDs</b>	2 at Washington Commanders, Nov 30, 2025 2 vs. Dallas Cowboys, Oct 26, 2025 1 vs. Jacksonville Jaguars, Dec 21, 2025 1 vs. Green Bay Packers, Dec 14, 2025 ...1 more at 1.
<b>Receptions</b>	6 at Las Vegas Raiders, Dec 07, 2025 5 at Kansas City Chiefs, Dec 25, 2025 5 at Houston Texans, Nov 02, 2025 4 vs. Jacksonville Jaguars, Dec 21, 2025 4 at New York Jets, Oct 12, 2025 ...1 more at 4.
<b>Receiving Yards</b>	71 vs. Jacksonville Jaguars, Dec 21, 2025 51 at Houston Texans, Nov 02, 2025 40 vs. Cincinnati Bengals, Sep 29, 2025 33 at Kansas City Chiefs, Dec 25, 2025 27 at Washington Commanders, Nov 30, 2025
<b>Receiving Average</b>	17.8 vs. Jacksonville Jaguars, Dec 21, 2025 10.2 at Houston Texans, Nov 02, 2025 10.0 vs. Cincinnati Bengals, Sep 29, 2025 9.0 at Washington Commanders, Nov 30, 2025 6.7 vs. Kansas City Chiefs, Nov 16, 2025
<b>Longest Receptions</b>	32 vs. Jacksonville Jaguars, Dec 21, 2025 27t at Houston Texans, Nov 02, 2025 16 vs. Jacksonville Jaguars, Dec 21, 2025 16 at Indianapolis Colts, Sep 14, 2025 15 vs. Jacksonville Jaguars, Dec 21, 2025

<b>Receiving TDs</b>	1 at Kansas City Chiefs, Dec 25, 2025 1 at Houston Texans, Nov 02, 2025 1 vs. Dallas Cowboys, Oct 26, 2025 ...2 more at 1.
<b>All-Purpose Yards</b>	156 vs. Cincinnati Bengals, Sep 29, 2025 121 vs. Jacksonville Jaguars, Dec 21, 2025 113 at Philadelphia Eagles, Oct 05, 2025 110 at Houston Texans, Nov 02, 2025 100 at Las Vegas Raiders, Dec 07, 2025
<b>Kickoff Returns</b>	4 at Philadelphia Eagles, Oct 05, 2025 3 at Indianapolis Colts, Sep 14, 2025 2 vs. Las Vegas Raiders, Nov 06, 2025 2 at Houston Texans, Nov 02, 2025 2 vs. Cincinnati Bengals, Sep 29, 2025
<b>Kickoff Return Yards</b>	83 at Philadelphia Eagles, Oct 05, 2025 70 at Indianapolis Colts, Sep 14, 2025 58 vs. Cincinnati Bengals, Sep 29, 2025 54 at Houston Texans, Nov 02, 2025 35 vs. Las Vegas Raiders, Nov 06, 2025
<b>Longest Kickoff Return</b>	29 vs. Cincinnati Bengals, Sep 29, 2025 29 vs. Cincinnati Bengals, Sep 29, 2025 28 at Houston Texans, Nov 02, 2025 28 at Indianapolis Colts, Sep 14, 2025 27 at Los Angeles Chargers, Sep 21, 2025
<b>Kickoff Return Average</b>	23.3 at Indianapolis Colts, Sep 14, 2025 20.8 at Philadelphia Eagles, Oct 05, 2025 3 vs. Dallas Cowboys, Oct 26, 2025 2 at Washington Commanders, Nov 30, 2025 1 at Kansas City Chiefs, Dec 25, 2025 1 vs. Jacksonville Jaguars, Dec 21, 2025 1 vs. Green Bay Packers, Dec 14, 2025 ...4 more at 1.
<b>Most TDs</b>	121 vs. Jacksonville Jaguars, Dec 21, 2025 100 at Las Vegas Raiders, Dec 07, 2025 98 vs. Cincinnati Bengals, Sep 29, 2025 76 at Kansas City Chiefs, Dec 25, 2025 69 vs. Tennessee Titans, Sep 07, 2025
<b>Scrimmage Yards</b>	



# UPDATED PLAYER BIOS



## SINGLE-GAME HIGHS - POSTSEASON: RUSHING/RECEIVING

### Rush Attempts Rushing Yards Longest Runs

6 vs. Buffalo Bills, Jan 17, 2026  
20 vs. Buffalo Bills, Jan 17, 2026  
12 vs. Buffalo Bills, Jan 17, 2026  
5 vs. Buffalo Bills, Jan 17, 2026  
3 vs. Buffalo Bills, Jan 17, 2026  
1 vs. Buffalo Bills, Jan 17, 2026  
1 vs. Buffalo Bills, Jan 17, 2026  
5 vs. Buffalo Bills, Jan 17, 2026  
46 vs. Buffalo Bills, Jan 17, 2026

### Receiving Average Longest Receptions

9.2 vs. Buffalo Bills, Jan 17, 2026  
24 vs. Buffalo Bills, Jan 17, 2026  
10 vs. Buffalo Bills, Jan 17, 2026  
6 vs. Buffalo Bills, Jan 17, 2026  
6 vs. Buffalo Bills, Jan 17, 2026  
66 vs. Buffalo Bills, Jan 17, 2026  
66 vs. Buffalo Bills, Jan 17, 2026

### Receptions Receiving Yards

### All-Purpose Yards Scrimmage Yards

## 2025 GAME-BY-GAME REGULAR-SEASON STATISTICS (DEN)

DATE	OPPONENT	P/S	RUSHING					RECEIVING					W/L	SCORE
			NO.	YDS.	AVG.	LG	TD	NO.	YDS.	AVG.	LG	TD		
09/07	TEN	P	6	70	11.7	50	0	1	-1	-1.0	-1	0	W	20-12
09/14	at IND	P	5	8	1.6	3	0	1	16	16.0	16	0	L	28-29
09/21	at LAC	S	2	2	1.0	4	0	3	14	4.7	9	0	L	20-23
09/29	CIN	P	14	58	4.1	9	0	4	40	10.0	14	1	W	28-3
10/05	at PHI	P	4	12	3.0	8	0	3	18	6.0	11	0	W	21-17
10/12	at NYJ	P	2	4	2.0	2	0	4	21	5.3	9	0	W	13-11
10/19	NYG	P	4	0	0.0	4	0	1	2	2.0	2t	1	W	33-32
10/26	DAL	P	7	46	6.6	40t	2	1	5	5.0	5t	1	W	44-24
11/02	at HOU	P	2	5	2.5	3	0	5	51	10.2	27t	1	W	18-15
11/06	LV	P	4	9	2.3	7	0	2	9	4.5	7	0	W	10-7
11/16	KC	S	11	30	2.7	7	0	3	20	6.7	11	0	W	22-19
11/30	at WAS	S	13	35	2.7	11	2	3	27	9.0	12	0	W	27-26+
12/07	at LV	S	17	75	4.4	15	1	6	25	4.2	9	0	W	24-17
12/14	GB	S	19	65	3.4	8	1	0	0	0.0	0	0	W	34-26
12/21	JAX	S	7	50	7.1	38t	1	4	71	17.8	32	0	L	20-34
12/25	at KC	S	14	43	3.1	11	0	5	33	6.6	13	1	W	20-13
01/04	LAC	P	15	28	1.9	11	0	1	5	5.0	5	0	W	19-3
2025 TOTALS		17-7	146	540	3.7	50	7	47	356	7.6	32	5	14-3	

+ - Overtime


## 2025 GAME-BY-GAME POSTSEASON STATISTICS (DEN)

DATE	OPPONENT	P/S	RUSHING					RECEIVING					W/L	SCORE
			NO.	YDS.	AVG.	LG	TD	NO.	YDS.	AVG.	LG	TD		
01/17	BUF	S	6	20	3.3	12	0	5	46	9.2	24	0	W	33-30+
2025 TOTALS		1-1	6	20	3.3	12	0	5	46	9.2	24	0	1-0	

+ - Overtime







9 S



## TALANOA HUFANGA

**HEIGHT/WEIGHT:** 6-0 / 200

**COLLEGE:** Southern California

**BIRTHDAY:** Feb. 1, 2000

**BORN:** Corvallis, Ore.

**NFL EXPERIENCE:** 5th YR

**BRONCOS EXPERIENCE:** 1st YR

**GP/GS:** 66/54

**ACQUIRED:** UFA (S.F.)-'25

### AT A GLANCE

- A fifth-year safety who has appeared in 66 regular-season games (54 starts) with San Francisco (2021-24) and Denver (2025), recording 320 tackles (214 solo), four sacks (29 yds.), seven interceptions (109 yds., 1 TD), 25 passes defended and three forced fumbles.
- In six postseason games (4 starts) with San Francisco (2021-23) and Denver (2025), has recorded 27 tackles (16 solo), one fumble recovery and one pass defended, while helping San Francisco to three consecutive NFC Championship Game appearances (2021-23) and a berth in Super Bowl LVIII.
- His seven interceptions are the fifth most among defensive players in the 2021 draft class, and is 1-of-5 players in that draft class to total at least 200 tackles, seven interceptions and 14 passes defended.
- Started 10 games for San Francisco in 2023, registering 51 tackles (39 solo), three interceptions (48 yds.) and three passes defended.
- Named a Pro Bowler and first-team All-Pro by the Associated Press in 2022, starting all 17 games and totaling 95 tackles (65 solo), two sacks (12 yds.), four interceptions (61 yds., 1 TD), nine passes defended and two forced fumbles.
- In 2021, appeared in 15 games (3 starts) as a rookie for San Francisco and recorded 30 tackles (23 solo) along with two passes defended.
- Started 21-of-24 games at Southern California (2018-20), recording 203 tackles, 6.5 sacks, 16.5 tackles for loss, four interceptions, 12 passes defended and four forced fumbles.
- Was named the 2020 Pac-12 Defensive Player of the Year and first-team All-American as a junior in 2020 at Southern California.
- Selected by the 49ers in the fifth round (180th overall) of the 2021 NFL Draft.
- Signed by Denver as an unrestricted free agent on March 13, 2025.

**2025:** Hufanga started all 17 regular-season games and one postseason game in his first season with the Broncos, totaling a career high 106 tackles (67 solo) and 11 passes defended, two sacks (17.0 yds.), one forced fumble and six tackles for loss... Posted a team-high 10 tackles (7 solo) in his Broncos debut while recording his third career forced fumble (recovered by S Brandon Jones) vs. Ten. (9/7)... His nine tackles in the first half were the most by a Broncos' defensive back in a half since S Brandon Jones' nine takedowns in the first half vs. LAC (10/13/24)... Posted 10 tackles (5 solo) at Ind. (9/14), marking the first time in his career with double-digit tackles in back-to-back games... Tied his career high with two passes defended and six tackles (4 solo) at LAC (9/21)... Through Week 3, leads all safeties in total tackles (27)... Led the team with seven tackles (4 solo) while adding a pass defended at Phi. (10/5)... Recorded five tackles (4 solo) and one pass defended alongside a third down sack (8 yds.) of Jets QB Justin Fields to push New York out of field goal range at NYJ (10/12)... His sack on Fields marked his first QB sack since the 2022 season... Tallied six five tackles (4 solo) and tied his career high with two passes defended vs. NYG (10/19)... Racked up nine tackles (5 solo) with two passes defended at Hou. (11/2), tying his season high for the third time... Tied for a team-high nine tackles (5 solo), including a crucial fourth down sack of Raiders QB Geno Smith (9 yds.), vs. L.V. (11/6)... Totaled six tackles (3 solo) and one pass defended vs. K.C. (11/16)... Racked up a career-high 13 tackles (10 solo)—including a career-high two tackles for loss—and a pass defended in the win at Was. (11/30)... Became the fourth Broncos' safety to record multiple tackles for loss in a single quarter of a game in team history... Notched five tackles (4 solo) at L.V. (12/7)... Started in the AFC Divisional Round Playoff vs. Buf. (1/17) and recorded his first career double-digit tackle performance in the postseason with 10 tackles (7 solo) while recovering his first postseason fumble recovery... Marked just the fifth time a Broncos' safety reached double-digit tackles in a postseason game.

**2024:** Hufanga started all seven games played with San Francisco, totaling 38 tackles (20 solo)... Inactive for three of first five games before being placed on Injured Reserve (wrist) on Oct. 9... Activated from Injured Reserve on Dec. 7 and started final five games... Recorded eight tackles (2 solo) vs. LAR (12/12).

**2023:** Hufanga started 10 games for San Francisco, registering 51 tackles (39 solo), three interceptions (48 yds.) and three passes defended... Totaled five tackles (5 solo) and one interception (28 yds.) of QB Kenny Pickett at Pit. (9/10)... Notched one solo tackle and picked off QB Daniel Jones (8 yds.) vs. NYG (9/21)... Recorded seven tackles (5 solo) and one interception (12 yds.) of QB Trevor Lawrence at Jax. (11/12).

**2022:** Hufanga earned first-team All-Pro and Pro Bowl honors for the first time in his career after starting all 17 games with San Francisco





and totaling 95 tackles (65 solo), two sacks (12 yds.), four interceptions (61 yds., 1 TD), nine passes defended and two forced fumbles... In the season opener, notched a career-high 11 tackles (9 solo) and one interception (6 yds.) of QB Justin Fields at Chi. (9/11)... Tallied four tackles (3 solo) and a 52-yd. pick-six off of QB Matthew Stafford vs. LAR (10/3), his first career interception return touchdown... Recorded five tackles (2 solo) and one sack (1 yd.)—marking his first career quarterback takedown—at Car. (10/9)... Registered four tackles (2 solo) and one interception (2 yds.) of QB Patrick Mahomes vs. K.C. (10/23)... Became the first 49er to record three or more interceptions through the first seven games of a season since 2019 (CB Richard Sherman)... Tallied two tackles (1 solo) and intercepted QB Justin Herbert (6 yds.) vs. LAC (11/13), marking his fourth interception of the season... Became the first 49er to record four or more interceptions in a season since 2014 (CB Perrish Cox – 5 INTs), while tying for the most interceptions by a member of the 2021 draft class in 2022... Led the team with nine tackles (6 solo) and his first-career forced fumble vs. N.O. (11/27)... Recorded four tackles (3 solo) and an 11-yard strip sack of QB Geno Smith at Sea. (12/15)... In the postseason, started three games and recorded 16 tackles (9 solo) and one pass defended... Also named PFWA All-NFL Team, PFWA All-NFC Team and Polynesian Pro Football Defensive Player of the Year.

**2021:** Hufanga appeared in 15 games (3 starts) as a rookie for San Francisco, recording 30 tackles (23 solo) and two passes defended... Made his NFL debut at Det. (9/12)... Made first career start and tallied five tackles (4 solo) at Chi. (10/31)... In the postseason, recorded one tackle and returned one blocked punt for a touchdown (6 yds)... Recovered a punt blocked by DL Jordan Willis and returned it six yards for a touchdown at G.B. (1/22) in the NFC Divisional Playoff... Marked the postseason first blocked punt returned for a touchdown in 49ers franchise history.

**COLLEGE:** Hufanga appeared in 24 games (21 starts) in three years at the University of Southern California (2018-20), totaling 203 tackles, 6.5 sacks, 16.5 tackles for loss, four interceptions, 12 passes defended and four forced fumbles... Was named 2020 Pac-12 Defensive Player of the Year as a junior after leading the Trojans with 62 tackles, four interceptions (90 yds.) and two forced fumbles while also adding three sacks and 5.5 tackles for loss in the shortened six-game season... Ranked second nationally in interceptions (4)... Became the first Trojan since 1996 to record an interception in four consecutive games (Arizona, Utah, Washington State, UCLA)... Was also named AP Pac-12 Defensive Player of the Year, AP first-team All-American, first-team All-Pac-12 and the 2020 Polynesian Co-College Player of the Year... Started 10 games as a sophomore in 2019 and earned third-team All-Pac-12 honors after recording 90 tackles, 3.5 sacks (28 yds.), 7.5 tackles for loss, three passes defended and two forced fumbles... Played in eight games (5 starts) as a freshman in 2018, seeing action on defense and special teams and recording 51 tackles, 3.5 tackles for loss and four passes defended.

**PERSONAL:** Hufanga attended Crescent Valley (Corvallis, Ore.) High School where he was named the Polynesian High School National Player of the Year after recording 44 tackles, seven tackles for loss, four interceptions, one forced fumble and one fumble recovery as a senior in 2017... On offense, registered 35 receptions for 696 yds. with 11 touchdowns and 39 carries for 490 yds. with seven touchdowns... Cousins with Chargers outside linebacker Tuli Tuipulotu... Talanoa Hufanga (pronounced tal-uh-NOE-uh who-FAWN-guh) was born on February 1, 2000, in Corvallis, Ore.

## Transactions

Signed by San Francisco as a draft choice 5/13/21; Signed by Denver as an unrestricted free agent 3/13/25.

Talanoa Hufanga's NFL Regular Season Defensive Statistics

				TACKLES								INTERCEPTIONS					O. FUMB				ST				MISC		
DATE	TEAM	GP	GS	TK	S	A	TFL	YDS	SK	YDS	QBH	NO	YDS	LG	TD	PD	FF	FR	TD	YDS	TK	S	A	FF	FR	S	A
2021	SF	15	3	30	23	7	1	2	0.0	0.0	1	0	0	0	0	2	0	0	0	0	2	1	1	0	0	0	0
2022	SF	17	17	95	65	30	5	12	2.0	12.0	3	4	61	52t	1	9	2	0	0	0	2	1	1	0	0	0	0
2023	SF	10	10	51	39	12	1	5	0.0	0.0	2	3	48	28	0	3	0	0	0	0	1	0	1	0	0	0	0
2024	SF	7	7	38	20	18	2	3	0.0	0.0	0	0	0	0	0	0	0	0	0	0	0	0	0	0	0	0	0
2025	DEN	17	17	106	67	39	6	24	2.0	17.0	3	0	0	0	0	11	1	0	0	0	0	0	0	0	0	0	0
NFL TOTALS		66	54	320	214	106	15	46	4.0	29.0	9	7	109	52T	1	25	3	0	0	0	5	2	3	0	0	0	0

Talanoa Hufanga's NFL Postseason Defensive Statistics

				TACKLES								INTERCEPTIONS					O. FUMB					ST					MISC	
DATE	TEAM	GP	GS	TK	S	A	TFL	YDS	SK	YDS	QBH	NO	YDS	LG	TD	PD	FF	FR	TD	YDS	TK	S	A	FF	FR	S	A	
2021	SF	2	0	1	0	1	0	0	0.0	0.0	0	0	0	0	0	0	0	0	0	0	0	0	0	0	0	0	0	
2022	SF	3	3	16	9	7	0	0	0.0	0.0	0	0	0	0	0	1	0	0	0	0	0	0	0	0	0	0	0	
2023	SF	0	0	0	0	0	0	0	0.0	0.0	0	0	0	0	0	0	0	0	0	0	0	0	0	0	0	0	0	
2025	DEN	1	1	10	7	3	0	0	0.0	0.0	0	0	0	0	0	0	0	1	0	0	0	0	0	0	0	0	0	
NFL TOTALS		6	4	27	16	11	0	0	0.0	0.0	0	0	0	0	0	1	0	1	0	0	0	0	0	0	0	0	0	



# UPDATED PLAYER BIOS



## SINGLE-GAME HIGHS: DEFENSIVE

<b>Total Tackles</b>	13 at Washington Commanders, Nov 30, 2025	<b>Forced Fumbles</b>	1 vs. Tennessee Titans, Sep 07, 2025
<b>Solo Tackles</b>	10 at Washington Commanders, Nov 30, 2025		...2 more at 1.
<b>Sacks</b>	1.0 vs. Las Vegas Raiders, Nov 06, 2025	<b>Tackles For Loss</b>	2 at Washington Commanders, Nov 30, 2025
	...3 more at 1.0.		...2 more at 2.
<b>Passes Defensed</b>	2 at Houston Texans, Nov 02, 2025	<b>Special Teams Tackles</b>	1 vs. Seattle Seahawks, Oct 03, 2021
	...3 more at 2.		...1 more at 1.

## SINGLE-GAME HIGHS - POSTSEASON: DEFENSIVE

<b>Total Tackles</b>	10 vs. Buffalo Bills, Jan 17, 2026	<b>Fumble Recoveries</b>	1 vs. Buffalo Bills, Jan 17, 2026
	6 at Philadelphia Eagles, Jan 29, 2023		
	5 vs. Dallas Cowboys, Jan 22, 2023		
	5 vs. Seattle Seahawks, Jan 14, 2023		
	1 at Los Angeles Rams, Jan 30, 2022		
<b>Solo Tackles</b>	7 vs. Buffalo Bills, Jan 17, 2026		
	4 at Philadelphia Eagles, Jan 29, 2023		
	3 vs. Seattle Seahawks, Jan 14, 2023		
	2 vs. Dallas Cowboys, Jan 22, 2023		

## 2025 GAME-BY-GAME REGULAR-SEASON STATISTICS (DEN)

			TACKLES								INTERCEPTIONS					O. FUMB				ST				MISC				
DATE	OPPONENT	P/S	TK	S	A	SK	YDS	TFL	YDS	QBH	NO	YDS	LG	TD	PD	FF	FR	TD	YDS	TK	S	A	FF	FR	S	A	W/L	SCORE
09/07	TEN	S	11	7	4	0.0	0.0	0	0	0	0	0	0	0	0	1	0	0	0	0	0	0	0	0	0	0	W	20-12
09/14	at IND	S	10	5	5	0.0	0.0	0	0	0	0	0	0	0	0	0	0	0	0	0	0	0	0	0	0	0	L	28-29
09/21	at LAC	S	6	4	2	0.0	0.0	0	0	0	0	0	0	0	2	0	0	0	0	0	0	0	0	0	0	0	L	20-23
09/29	CIN	S	1	1	0	0.0	0.0	0	0	0	0	0	0	0	0	0	0	0	0	0	0	0	0	0	0	0	W	28-3
10/05	at PHI	S	7	4	3	0.0	0.0	0	0	1	0	0	0	0	1	0	0	0	0	0	0	0	0	0	0	0	W	21-17
10/12	at NYJ	S	5	4	1	1.0	8.0	2	9	1	0	0	0	0	1	0	0	0	0	0	0	0	0	0	0	0	W	13-11
10/19	NYG	S	5	4	1	0.0	0.0	0	0	0	0	0	0	0	2	0	0	0	0	0	0	0	0	0	0	0	W	33-32
10/26	DAL	S	7	2	5	0.0	0.0	0	0	0	0	0	0	0	0	0	0	0	0	0	0	0	0	0	0	0	W	44-24
11/02	at HOU	S	9	5	4	0.0	0.0	0	0	0	0	0	0	0	2	0	0	0	0	0	0	0	0	0	0	0	W	18-15
11/06	LV	S	9	5	4	1.0	9.0	1	9	1	0	0	0	0	0	0	0	0	0	0	0	0	0	0	0	0	W	10-7
11/16	KC	S	6	3	3	0.0	0.0	0	0	0	0	0	0	0	1	0	0	0	0	0	0	0	0	0	0	0	W	22-19
11/30	at WAS	S	13	10	3	0.0	0.0	2	4	0	0	0	0	0	1	0	0	0	0	0	0	0	0	0	0	0	W	27-26+
12/07	at LV	S	5	4	1	0.0	0.0	0	0	0	0	0	0	0	0	0	0	0	0	0	0	0	0	0	0	0	W	24-17
12/14	GB	S	3	3	0	0.0	0.0	1	2	0	0	0	0	0	0	0	0	0	0	0	0	0	0	0	0	0	W	34-26
12/21	JAX	S	4	3	1	0.0	0.0	0	0	0	0	0	0	0	1	0	0	0	0	0	0	0	0	0	0	0	L	20-34
12/25	at KC	S	2	1	1	0.0	0.0	0	0	0	0	0	0	0	0	0	0	0	0	0	0	0	0	0	0	0	W	20-13
01/04	LAC	S	3	2	1	0.0	0.0	0	0	0	0	0	0	0	0	0	0	0	0	0	0	0	0	0	0	0	W	19-3
2025 TOTALS		17-17	106	67	39	2.0	17.0	6	24	3	0	0	0	0	11	1	0	0	0	0	0	0	0	0	0	0	14-3	

+ - Overtime

## 2025 GAME-BY-GAME POSTSEASON STATISTICS (DEN)

			TACKLES								INTERCEPTIONS					O. FUMB				ST					MISC			
DATE	OPPONENT	P/S	TK	S	A	SK	YDS	TFL	YDS	QBH	NO	YDS	LG	TD	PD	FF	FR	TD	YDS	TK	S	A	FF	FR	S	A	W/L	SCORE
01/17	BUF	S	10	7	3	0.0	0.0	0	0	0	0	0	0	0	0	0	1	0	0	0	0	0	0	0	0	0	W	33-30+
2025 TOTALS		1-1	10	7	3	0.0	0.0	0	0	0	0	0	0	0	0	0	1	0	0	0	0	0	0	0	0	0	1-0	

+ - Overtime







17 WR



## LIL' JORDAN HUMPHREY

HEIGHT/WEIGHT: 6-4 / 225

COLLEGE: Texas

BIRTHDAY: Apr. 19, 1998

BORN: Southlake, Texas

NFL EXPERIENCE: 7th YR

BRONCOS EXPERIENCE: 3rd YR

GP/GS: 68/28

ACQUIRED: FA-'23

### AT A GLANCE

- A seventh-year wide receiver who has appeared in 68 regular-season games (28 starts) with the Saints (2019-21), Patriots (2022) and Broncos (2023-24), tallying 75 catches for 926 yards (12.3 avg.) with eight touchdowns.
- Played in four postseason games (1 start) with the Saints (2019-20) and Broncos (2024-2025), tallying three catches for 47 yards (15.7 avg.) with one touchdown.
- In 2024, started 7-of-17 games and totaled 31 receptions for 293 yards (9.5 avg.) and one touchdown in the regular season.
- Made 13 catches for 162 yards (12.5 avg.) with a career-high three touchdown catches in 17 games (8 starts) in his first season with Denver during the 2023 season.
- Has also played in two postseason contests with New Orleans (2019-20).
- Appeared in six games (2 starts) with New England in 2022, totaling two catches for 20 yards (10.0 avg.) on 128 offensive snaps.
- Had his best season yet in 2021, totaling career highs of 249 receiving yards, 13 catches (19.2 avg.) and two scores in 10 games (4 starts) with the Saints.
- Caught three passes for 46 yards (15.3 avg.) and had one touchdown catch in 2020.
- Appeared in 36 games (18 starts) in three seasons at the University of Texas (2016-18), finishing his career with 125 receptions for 1,622 yards (13.0 avg.) with 10 scores along with six rushes for 25 yards (4.2 avg.) with one touchdown.
- As a junior in 2018, played in 14 games (12 starts) and led Texas with 86 catches for 1,176 yards (13.7 avg.) and nine touchdowns.
- Attended Southlake Carroll High School in Southlake, Texas, where he was named a two-time All-State selection by the Texas Sports Writers Association.
- Entered the NFL as a college free agent with New Orleans on May 10, 2019.
- Signed by the Broncos as a free agent on March 7, 2023.

**2025:** Humphrey appeared in seven games (3 starts) with the Broncos, recording nine receptions for 101 yards and one touchdown... Made his Giants debut in Week 6 vs. Phi. (10/9), catching four passes for 55 yards (13.8 avg.)... Signed by Denver off New York's practice squad on Nov. 13... Made his 2025 Broncos debut in Week 11 vs. K.C. (11/16)... Recorded three receptions for 27 yards (9.0 avg.) at L.V. (12/7)... Recorded three receptions for 42 yards (14.0 avg.) with one touchdown vs. G.B. (12/14)... Made his four NFL postseason appearance in the AFC Divisional Round vs. Buf. (1/17), recording two receptions for 33 yards (16.5 avg.) with his first career postseason touchdown.

**2024:** Humphrey appeared in 17 games (7 starts) and totaled 31 receptions for 293 yards (9.5 avg.) with one touchdown in the regular season... Caught four passes for 50 yards (12.5 avg) in the home opener vs. Pit. (9/15)... Caught a career-high six passes for 37 yards (6.2 avg.) in the Week 3 win at T.B. (9/22)... Made two catches for 48 yards (24.0 avg.) vs. L.V. (10/6)... Caught four passes for 52 yards (13.0 avg.), including his first touchdown of the season, vs. Atl. (11/17)... Played in his first postseason game with the Broncos at Buf. (1/12) in the AFC Wild Card Playoff.

**2023:** Humphrey made 13 catches for 162 yards (12.5 avg.) with a career-high three touchdown catches in 17 games (8 starts) in his first season with Denver... Made his Broncos debut vs. L.V. (9/10), catching the first touchdown pass of the season from QB Russell Wilson while also making two catches for 11 yards (5.5 avg.)... Recorded his second touchdown reception of the season when he caught three passes for 16 yards (5.3 avg.) at Det. (12/16)... Caught two passes for 69 yards (34.5 avg.), including a career-high receiving catch of 54 yards, vs. LAC (12/31).

**2022:** Humphrey appeared in six games (2 starts) with New England, totaling two catches for 20 yards (10.0 avg.) on 128 offensive snaps while appearing in 24 special-teams plays... Made his Patriots debut at Mia. (9/11)... Caught his first pass with the team at Pit. (9/18).

**2021:** Humphrey had his best season yet, totaling career highs of 249 receiving yards, 13 catches (19.2 avg.) and two scores in 10 games (4 starts)... Caught a four-yard pass for a touchdown at Phi. (11/21)... Made a career-high three catches for 47 yards (15.7 avg.) vs. Buf. (11/25)... Made two catches for 49 yards (24.5 avg.) along with his third career touchdown vs. Dal. (12/2)... Had three receptions for a career-high 70 yards (23.3 avg.), including a 56-yard grab, vs. Mia. (12/27)... Had 26 yards on two catches (13.0 avg.) vs. Car. (1/2).

**2020:** Humphrey played in three games (1 start), catching three passes for 46 yards (15.3 avg.) and had one touchdown catch... Caught his





first career pass and scored his first receiving touchdown vs. K.C. (12/20), finishing the game with two catches for 29 yards (14.5 avg.)... Caught another pass for 17 yards at Car. (1/3).

**2019:** Humphrey started one-of-five games he played in after being signed by New Orleans as a college free agent... Played in 52 offensive snaps and seven special-teams snaps... Made his NFL debut at Sea. (9/22).

**COLLEGE:** Humphrey started 18-of-36 games played in three seasons at the University of Texas (2016-18), finishing with 125 receptions for 1,622 yards (13.0 avg.) with 10 scores along with six rushes for 25 yards (4.2 avg.) with one touchdown... Also returned 11 kickoffs for 252 yards (22.9 avg.)... As a junior in 2018, played in 14 games (12 starts) and led the team with 86 catches for 1,176 yards (13.7 avg.) and nine touchdowns... His 1,176 receiving yards were the third-most in a single season in program history at the time and was named honorable mention All-Big 12... Caught 37 passes for 431 yards with one score and was named honorable mention All-Big 12 in 2017.

**PERSONAL:** Humphrey attended Southlake Carroll High School in Southlake, Texas, where he was a two-time all-state selection... Named first-team 6A All-State by the Texas Sports Writers Association as an all-purpose player and second-team as a running back by the Associated Press in 2015... Rushed 184 times for 1,292 yards (7.2 avg.) with 14 touchdowns, and caught 57 passes for 876 yards with eight touchdowns as a senior... Named second-team 6A All-State by the Texas Sports Writers Association and honorable mention by Associated Press as a running back in 2014... Rushed for 1,828 yards with 29 touchdowns on 289 carries (6.3 avg.), while making 26 receptions for 285 yards with three touchdowns as a junior... Also competed in basketball and high jump... Lil'Jordan Humphrey was born on April 19, 1998 in Southlake, Texas.

## Transactions

Signed by New Orleans as a college free agent 5/10/19; Waived by New Orleans 8/31/19; Signed by New Orleans (practice squad) 9/1/19; Signed by New Orleans (active roster) 9/18/19; Waived by New Orleans 10/26/19; Signed by New Orleans (practice squad) 10/29/19; Signed by New Orleans (active roster) 12/28/19; Waived by New Orleans 9/5/20; Signed by New Orleans (practice squad) 9/6/20; Released by New Orleans 9/30/20; Signed by New Orleans (practice squad) 12/9/20; Signed reserve/futures contract with New Orleans 1/18/21; Signed by New England 6/16/22; Waived by New England 8/30/22; Signed by New England (practice squad) 8/31/22; Signed by England (active roster) 9/13/22; Waived by New England 10/11/22; Signed by New England (practice squad) 10/13/22; Released by New England 11/15/22; Signed by Denver 3/7/23; Released by Denver 10/11/23; Signed by Denver (practice squad) 10/12/23; Signed by Denver (active roster) 10/18/23; Released by Denver 10/20/23; Signed by Denver (practice squad) 10/21/23; Signed by Denver (active roster) 10/25/24; Re-signed by Denver 3/14/24; Released by Denver 8/27/24; Signed by Denver (practice squad) 8/28/24; Signed by Denver (active roster) 9/21/24.

Lil'Jordan Humphrey's NFL Regular Season Rushing/Receiving Statistics

DATE	TEAM	GP	GS	RECEIVING					RUSHING				
				NO.	YDS.	AVG.	LG	TD	NO.	YDS.	AVG.	LG	TD
2019	NO	5	1	0	0	0.0	0	0	0	0	0.0	0	0
2020	NO	3	1	3	46	15.3	17t	1	0	0	0.0	0	0
2021	NO	10	4	13	249	19.2	56	2	0	0	0.0	0	0
2022	NE	6	2	2	20	10.0	11	0	0	0	0.0	0	0
2023	DEN	17	8	13	162	12.5	54t	3	0	0	0.0	0	0
2024	DEN	17	7	31	293	9.5	41t	1	0	0	0.0	0	0
2025	NYG	3	2	4	55	13.8	34	0	0	0	0.0	0	0
Went from <b>N.Y. Giants</b> to <b>Denver</b> .													
2025	DEN	7	3	9	101	11.2	22	1	0	0	0.0	0	0
2025	TOT	10	5	13	156	12.0	34	1	0	0	0.0	0	0
<b>NFL TOTALS</b>		<b>68</b>	<b>28</b>	<b>75</b>	<b>926</b>	<b>12.3</b>	<b>56</b>	<b>8</b>	<b>0</b>	<b>0</b>	<b>0.0</b>	<b>0</b>	<b>0</b>



# UPDATED PLAYER BIOS



Lil'Jordan Humphrey's NFL Postseason Rushing/Receiving Statistics

DATE	TEAM	GP	GS	RECEIVING					RUSHING				
				NO.	YDS.	AVG.	LG	TD	NO.	YDS.	AVG.	LG	TD
2019	NO	1	0	0	0	0.0	0	0	0	0	0.0	0	0
2020	NO	1	0	1	14	14.0	14	0	0	0	0.0	0	0
2024	DEN	1	1	0	0	0.0	0	0	0	0	0.0	0	0
2025	DEN	1	0	2	33	16.5	29t	1	0	0	0.0	0	0
NFL TOTALS		4	1	3	47	15.7	29T	1	0	0	0.0	0	0

Lil'Jordan Humphrey's NFL Regular Season Return Statistics

KICKOFF RETURNS							PUNT RETURNS					
DATE	TEAM	RET.	YDS.	AVG.	LG	TD	NO.	FC	YDS.	AVG.	LG	TD
2019	NO	0	0	0.0	0	0	0	0	0	0.0	0	0
2020	NO	0	0	0.0	0	0	0	0	0	0.0	0	0
2021	NO	0	0	0.0	0	0	0	0	0	0.0	0	0
2022	NE	0	0	0.0	0	0	0	0	0	0.0	0	0
2023	DEN	0	0	0.0	0	0	0	0	0	0.0	0	0
2024	DEN	0	0	0.0	0	0	0	0	0	0.0	0	0
2025	NYG	0	0	0.0	0	0	0	0	0	0.0	0	0
Went from N.Y. Giants to Denver.												
2025	DEN	0	0	0.0	0	0	0	0	0	0.0	0	0
2025	TOT	0	0	0.0	0	0	0	0	0	0.0	0	0
NFL TOTALS		0	0	0.0	0	0	0	0	0	0.0	0	0

Lil'Jordan Humphrey's NFL Postseason Return Statistics

KICKOFF RETURNS							PUNT RETURNS					
DATE	TEAM	RET.	YDS.	AVG.	LG	TD	NO.	FC	YDS.	AVG.	LG	TD
2019	NO	0	0	0.0	0	0	0	0	0	0.0	0	0
2020	NO	0	0	0.0	0	0	0	0	0	0.0	0	0
2024	DEN	0	0	0.0	0	0	0	0	0	0.0	0	0
2025	DEN	0	0	0.0	0	0	0	0	0	0.0	0	0
NFL TOTALS		0	0	0.0	0	0	0	0	0	0.0	0	0





# UPDATED PLAYER BIOS



## SINGLE-GAME HIGHS: RECEIVING

**Receptions** 6 at Tampa Bay Buccaneers, Sep 22, 2024  
4 vs. Philadelphia Eagles, Oct 09, 2025  
4 vs. Atlanta Falcons, Nov 17, 2024  
4 vs. Carolina Panthers, Oct 27, 2024  
...1 more at 4.

**Receiving Yards** 70 vs. Miami Dolphins, Dec 27, 2021  
69 vs. Los Angeles Chargers, Dec 31, 2023  
55 vs. Philadelphia Eagles, Oct 09, 2025  
52 vs. Atlanta Falcons, Nov 17, 2024  
50 vs. Pittsburgh Steelers, Sep 15, 2024

**Receiving Average** 23.3 vs. Miami Dolphins, Dec 27, 2021  
15.7 vs. Buffalo Bills, Nov 25, 2021  
14.0 vs. Green Bay Packers, Dec 14, 2025  
13.8 vs. Philadelphia Eagles, Oct 09, 2025  
13.0 vs. Atlanta Falcons, Nov 17, 2024

**Longest Receptions** 56 vs. Miami Dolphins, Dec 27, 2021  
54t vs. Los Angeles Chargers, Dec 31, 2023  
41t vs. Atlanta Falcons, Nov 17, 2024  
34 vs. Philadelphia Eagles, Oct 09, 2025  
27 vs. Las Vegas Raiders, Oct 06, 2024  
...2 more at 27.

**Receiving TDs** 1 vs. Green Bay Packers, Dec 14, 2025  
1 vs. Atlanta Falcons, Nov 17, 2024  
1 vs. Los Angeles Chargers, Dec 31, 2023  
...5 more at 1.

**All-Purpose Yards** 70 vs. Miami Dolphins, Dec 27, 2021  
69 vs. Los Angeles Chargers, Dec 31, 2023  
55 vs. Philadelphia Eagles, Oct 09, 2025  
52 vs. Atlanta Falcons, Nov 17, 2024  
50 vs. Pittsburgh Steelers, Sep 15, 2024

**Most TDs** 1 vs. Green Bay Packers, Dec 14, 2025  
1 vs. Atlanta Falcons, Nov 17, 2024  
1 vs. Los Angeles Chargers, Dec 31, 2023  
...5 more at 1.

**Miscellaneous Tackles** 1 at Seattle Seahawks, Oct 25, 2021

## SINGLE-GAME HIGHS - POSTSEASON: RECEIVING

**Receptions** 2 vs. Buffalo Bills, Jan 17, 2026  
1 vs. Chicago Bears, Jan 10, 2021

**Receiving Yards** 33 vs. Buffalo Bills, Jan 17, 2026  
14 vs. Chicago Bears, Jan 10, 2021

**Longest Receptions** 29t vs. Buffalo Bills, Jan 17, 2026  
14 vs. Chicago Bears, Jan 10, 2021  
4 vs. Buffalo Bills, Jan 17, 2026

**Receiving TDs** 1 vs. Buffalo Bills, Jan 17, 2026

**All-Purpose Yards** 33 vs. Buffalo Bills, Jan 17, 2026  
14 vs. Chicago Bears, Jan 10, 2021

**Most TDs** 1 vs. Buffalo Bills, Jan 17, 2026

## 2019 GAME-BY-GAME REGULAR-SEASON STATISTICS (NO)

DATE	OPPONENT	P/S	RECEIVING					RUSHING					W/L	SCORE
			NO.	YDS.	AVG.	LG	TD	NO.	YDS.	AVG.	LG	TD		
09/09	HOU		PRACTICE SQUAD										W	30-28
09/15	at LAR		PRACTICE SQUAD										L	9-27
09/22	at SEA	P	0	0	0.0	0	0	0	0	0.0	0	0	W	33-27
09/29	DAL	P	0	0	0.0	0	0	0	0	0.0	0	0	W	12-10
10/06	TB		INACTIVE										W	31-24
10/13	at JAX	S	0	0	0.0	0	0	0	0	0.0	0	0	W	13-6
10/20	at CHI	P	0	0	0.0	0	0	0	0	0.0	0	0	W	36-25
10/27	ARI		DID NOT PLAY										W	31-9
11/10	ATL		DID NOT PLAY										L	9-26
11/17	at TB		DID NOT PLAY										W	34-17
11/28	at ATL		DID NOT PLAY										W	26-18
12/16	IND		DID NOT PLAY										W	34-7
12/22	at TEN		DID NOT PLAY										W	38-28
12/29	at CAR	P	0	0	0.0	0	0	0	0	0.0	0	0	W	42-10
2019 TOTALS		5-1	0	0	0.0	0	0	0	0	0.0	0	0	12-2	



# UPDATED PLAYER BIOS



## 2020 GAME-BY-GAME REGULAR-SEASON STATISTICS (NO)

DATE	OPPONENT	P/S	RECEIVING					RUSHING					W/L	SCORE
			NO.	YDS.	AVG.	LG	TD	NO.	YDS.	AVG.	LG	TD		
09/13	TB							DID NOT PLAY					W	34-23
09/21	at LV							DID NOT PLAY					L	24-34
09/27	GB							DID NOT PLAY					L	30-37
10/04	at DET							DID NOT PLAY					W	35-29
10/12	LAC							DID NOT PLAY					W	30-27+
10/25	CAR							DID NOT PLAY					W	27-24
11/01	at CHI							DID NOT PLAY					W	26-23+
11/08	at TB							DID NOT PLAY					W	38-3
11/15	SF							DID NOT PLAY					W	27-13
11/22	ATL							DID NOT PLAY					W	24-9
11/29	at DEN							DID NOT PLAY					W	31-3
12/06	at ATL							PRACTICE SQUAD/INJURED RESERVE					W	21-16
12/13	at PHI							PRACTICE SQUAD/INJURED RESERVE					L	21-24
12/20	KC							PRACTICE SQUAD/INJURED RESERVE					L	29-32
12/25	MIN	P	0	0	0.0	0	0	0	0	0.0	0	0	W	52-33
01/03	at CAR							PRACTICE SQUAD/INJURED RESERVE					W	33-7
<b>2020 TOTALS</b>		<b>1-0</b>	<b>0</b>	<b>0</b>	<b>0.0</b>	<b>0</b>	<b>0</b>	<b>0</b>	<b>0</b>	<b>0.0</b>	<b>0</b>	<b>0</b>	<b>12-4</b>	

+ - Overtime

## 2021 GAME-BY-GAME REGULAR-SEASON STATISTICS (NO)

DATE	OPPONENT	P/S	RECEIVING					RUSHING					W/L	SCORE
			NO.	YDS.	AVG.	LG	TD	NO.	YDS.	AVG.	LG	TD		
09/12	GB	S	0	0	0.0	0	0	0	0	0.0	0	0	W	38-3
09/19	at CAR	P	1	27	27.0	27	0	0	0	0.0	0	0	L	7-26
09/26	at NE							ON INACTIVE LIST					W	28-13
10/03	NYG							ON INACTIVE LIST					L	21-27+
10/10	at WAS							ON INACTIVE LIST					W	33-22
10/25	at SEA	P	0	0	0.0	0	0	0	0	0.0	0	0	W	13-10
10/31	TB							DID NOT PLAY					W	36-27
11/07	ATL							RESERVE/COVID-19					L	25-27
11/14	at TEN							RESERVE/COVID-19					L	21-23
11/21	at PHI							RESERVE/COVID-19					L	29-40
11/25	BUF	P	3	47	15.7	24	0	0	0	0.0	0	0	L	6-31
12/02	DAL	P	2	49	24.5	25	1	0	0	0.0	0	0	L	17-27
12/12	at NYJ							RESERVE/COVID-19					W	30-9
12/19	at TB							RESERVE/COVID-19					W	9-0
12/27	MIA							RESERVE/COVID-19					L	3-20
01/02	CAR							RESERVE/COVID-19					W	18-10
01/09	at ATL	P	1	26	26.0	26	0	0	0	0.0	0	0	W	30-20
<b>2021 TOTALS</b>		<b>6-1</b>	<b>7</b>	<b>149</b>	<b>21.3</b>	<b>27</b>	<b>1</b>	<b>0</b>	<b>0</b>	<b>0.0</b>	<b>0</b>	<b>0</b>	<b>9-8</b>	

+ - Overtime



# UPDATED PLAYER BIOS



## 2022 GAME-BY-GAME REGULAR-SEASON STATISTICS (NE)

DATE	OPPONENT	P/S	RECEIVING					RUSHING					W/L	SCORE
			NO.	YDS.	AVG.	LG	TD	NO.	YDS.	AVG.	LG	TD		
09/11	at MIA		PRACTICE SQUAD										L	7-20
09/18	at PIT	S	1	11	11.0	11	0	0	0	0.0	0	0	W	17-14
09/25	BAL	P	0	0	0.0	0	0	0	0	0.0	0	0	L	26-37
10/02	at GB	S	1	9	9.0	9	0	0	0	0.0	0	0	L	24-27+
10/09	DET	P	0	0	0.0	0	0	0	0	0.0	0	0	W	29-0
10/16	at CLE	P	0	0	0.0	0	0	0	0	0.0	0	0	W	38-15
10/24	CHI		DID NOT PLAY										L	14-33
10/30	at NYJ		DID NOT PLAY										W	22-17
11/06	IND		DID NOT PLAY										W	26-3
11/20	NYJ		DID NOT PLAY										W	10-3
11/24	at MIN		DID NOT PLAY										L	26-33
12/01	BUF		DID NOT PLAY										L	10-24
12/12	at ARI		NOT ON ROSTER										W	27-13
12/18	at LV		NOT ON ROSTER										L	24-30
12/24	CIN		NOT ON ROSTER										L	18-22
01/01	MIA		NOT ON ROSTER										W	23-21
01/08	at BUF		NOT ON ROSTER										L	23-35
2022 TOTALS		5-2	2	20	10.0	11	0	0	0	0.0	0	0	8-9	

+ - Overtime

## 2023 GAME-BY-GAME REGULAR-SEASON STATISTICS (DEN)

DATE	OPPONENT	P/S	RECEIVING					RUSHING					W/L	SCORE
			NO.	YDS.	AVG.	LG	TD	NO.	YDS.	AVG.	LG	TD		
09/10	LV		PRACTICE SQUAD										L	16-17
09/17	WAS		PRACTICE SQUAD										L	33-35
09/24	at MIA	P	0	0	0.0	0	0	0	0	0.0	0	0	L	20-70
10/01	at CHI	S	1	11	11.0	11	0	0	0	0.0	0	0	W	31-28
10/08	NYJ	S	0	0	0.0	0	0	0	0	0.0	0	0	L	21-31
10/12	at KC	P	0	0	0.0	0	0	0	0	0.0	0	0	L	8-19
10/22	GB	P	0	0	0.0	0	0	0	0	0.0	0	0	W	19-17
10/29	KC	P	0	0	0.0	0	0	0	0	0.0	0	0	W	24-9
11/13	at BUF	P	1	14	14.0	14	0	0	0	0.0	0	0	W	24-22
11/19	MIN	P	0	0	0.0	0	0	0	0	0.0	0	0	W	21-20
11/26	CLE	S	1	13	13.0	13	0	0	0	0.0	0	0	W	29-12
12/03	at HOU	P	1	12	12.0	12	0	0	0	0.0	0	0	L	17-22
12/10	at LAC	S	1	12	12.0	12	0	0	0	0.0	0	0	W	24-7
12/16	at DET	S	3	16	5.3	8	1	0	0	0.0	0	0	L	17-42
12/24	NE	S	0	0	0.0	0	0	0	0	0.0	0	0	L	23-26
12/31	LAC	P	2	69	34.5	54t	1	0	0	0.0	0	0	W	16-9
01/07	at LV	P	0	0	0.0	0	0	0	0	0.0	0	0	L	14-27
2023 TOTALS		15-6	10	147	14.7	54T	2	0	0	0.0	0	0	8-9	





# UPDATED PLAYER BIOS



## 2024 GAME-BY-GAME REGULAR-SEASON STATISTICS (DEN)

DATE	OPPONENT	P/S	RECEIVING					RUSHING					W/L	SCORE
			NO.	YDS.	AVG.	LG	TD	NO.	YDS.	AVG.	LG	TD		
09/08	at SEA	P	0	0	0.0	0	0	0	0	0.0	0	0	L	20-26
09/15	PIT	S	4	50	12.5	27	0	0	0	0.0	0	0	L	6-13
09/22	at TB	P	6	37	6.2	17	0	0	0	0.0	0	0	W	26-7
09/29	at NYJ	P	0	0	0.0	0	0	0	0	0.0	0	0	W	10-9
10/06	LV	P	2	48	24.0	27	0	0	0	0.0	0	0	W	34-18
10/13	LAC	P	1	8	8.0	8	0	0	0	0.0	0	0	L	16-23
10/17	at NO	P	2	12	6.0	9	0	0	0	0.0	0	0	W	33-10
10/27	CAR	S	4	22	5.5	8	0	0	0	0.0	0	0	W	28-14
11/03	at BAL	S	2	11	5.5	6	0	0	0	0.0	0	0	L	10-41
11/10	at KC	S	2	23	11.5	20	0	0	0	0.0	0	0	L	14-16
11/17	ATL	P	4	52	13.0	41t	1	0	0	0.0	0	0	W	38-6
11/24	at LV	P	2	4	2.0	2	0	0	0	0.0	0	0	W	29-19
12/02	CLE	S	0	0	0.0	0	0	0	0	0.0	0	0	W	41-32
12/15	IND	P	0	0	0.0	0	0	0	0	0.0	0	0	W	31-13
12/19	at LAC	P	0	0	0.0	0	0	0	0	0.0	0	0	L	27-34
12/28	at CIN	S	0	0	0.0	0	0	0	0	0.0	0	0	L	24-30+
01/05	KC	S	2	26	13.0	17	0	0	0	0.0	0	0	W	38-0
2024 TOTALS		17-7	31	293	9.5	41T	1	0	0	0.0	0	0	10-7	

+ - Overtime

## 2025 GAME-BY-GAME REGULAR-SEASON STATISTICS (NYG/DEN)

			RECEIVING					RUSHING						
DATE	OPPONENT	P/S	NO.	YDS.	AVG.	LG	TD	NO.	YDS.	AVG.	LG	TD	W/L	SCORE
09/07	at WAS		PRACTICE SQUAD										L	6-21
09/14	at DAL		PRACTICE SQUAD										L	37-40+
09/21	KC		PRACTICE SQUAD										L	9-22
09/28	LAC		PRACTICE SQUAD										W	21-18
10/05	at NO		PRACTICE SQUAD										L	14-26
10/09	PHI	S	4	55	13.8	34	0	0	0	0.0	0	0	W	34-17
10/19	at DEN	S	0	0	0.0	0	0	0	0	0.0	0	0	L	32-33
10/26	at PHI	P	0	0	0.0	0	0	0	0	0.0	0	0	L	20-38
11/02	SF		PRACTICE SQUAD										L	24-34
11/09	at CHI		PRACTICE SQUAD										L	20-24
Went from <b>NYG</b> to <b>DEN</b> .														
11/16	KC	P	0	0	0.0	0	0	0	0	0.0	0	0	W	22-19
11/30	at WAS	P	0	0	0.0	0	0	0	0	0.0	0	0	W	27-26+
12/07	at LV	P	3	27	9.0	15	0	0	0	0.0	0	0	W	24-17
12/14	GB	P	3	42	14.0	22	1	0	0	0.0	0	0	W	34-26
12/21	JAX	S	1	9	9.0	9	0	0	0	0.0	0	0	L	20-34
12/25	at KC	S	2	23	11.5	17	0	0	0	0.0	0	0	W	20-13
01/04	LAC	S	0	0	0.0	0	0	0	0	0.0	0	0	W	19-3
2025 TOTALS		10-5	13	156	12.0	34	1	0	0	0.0	0	0	8-9	

+ - Overtime



# UPDATED PLAYER BIOS



## 2019 GAME-BY-GAME POSTSEASON STATISTICS (NO)

DATE	OPPONENT	P/S	RECEIVING					RUSHING					W/L	SCORE
			NO.	YDS.	AVG.	LG	TD	NO.	YDS.	AVG.	LG	TD		
01/05	MIN	P	0	0	0.0	0	0	0	0	0.0	0	0	L	20-26+
2019 TOTALS		1-0	0	0	0.0	0	0	0	0	0.0	0	0	0-1	

+ - Overtime

## 2020 GAME-BY-GAME POSTSEASON STATISTICS (NO)

DATE	OPPONENT	P/S	RECEIVING					RUSHING					W/L	SCORE
			NO.	YDS.	AVG.	LG	TD	NO.	YDS.	AVG.	LG	TD		
01/10	CHI	P	1	14	14.0	14	0	0	0	0.0	0	0	W	21-9
01/17	TB		PRACTICE SQUAD/INJURED RESERVE										L	20-30
2020 TOTALS		1-0	1	14	14.0	14	0	0	0	0.0	0	0	1-1	

## 2024 GAME-BY-GAME POSTSEASON STATISTICS (DEN)


DATE	OPPONENT	P/S	RECEIVING					RUSHING					W/L	SCORE
			NO.	YDS.	AVG.	LG	TD	NO.	YDS.	AVG.	LG	TD		
01/12	at BUF	S	0	0	0.0	0	0	0	0	0.0	0	0	L	7-31
2024 TOTALS		1-1	0	0	0.0	0	0	0	0	0.0	0	0	0-1	

## 2025 GAME-BY-GAME POSTSEASON STATISTICS (DEN)

DATE	OPPONENT	P/S	RECEIVING					RUSHING					W/L	SCORE
			NO.	YDS.	AVG.	LG	TD	NO.	YDS.	AVG.	LG	TD		
01/17	BUF	P	2	33	16.5	29t	1	0	0	0.0	0	0	W	33-30+
2025 TOTALS		1-0	2	33	16.5	29T	1	0	0	0.0	0	0	1-0	

+ - Overtime





94 DL



## JORDAN JACKSON

**HEIGHT/WEIGHT:** 6-5 / 285

**COLLEGE:** Air Force

**BIRTHDAY:** Jan. 30, 1998

**BORN:** Jacksonville, Fla.

**NFL EXPERIENCE:** 2nd YR

**BRONCOS EXPERIENCE:** 2nd YR

**GP/GS:** 22/0

**ACQUIRED:** FA-'23

### AT A GLANCE

- A second-year defensive lineman who has appeared in 21 regular-season games for the Broncos in 2024-25, tallying 22 tackles (6 solo), one sack (5 yds.) and one forced fumble.
- Played in two postseason contests with the Broncos (2024), making three tackles (2 solo).
- Played in 49 games (37 starts) at Air Force (2017-21), totaling 140 tackles (73 solo), 15.5 sacks (137 yds.), 29.5 tackles for loss, two forced fumbles and six passes defended.
- Left Air Force ranking second in program history in sack yardage.
- Started all 13 games in 2021, producing 41 tackles (24 solo), a career-high 7.5 sacks, one pass defended and a forced fumble to earn second-team All-Mountain West Conference honors.
- Played in 13 games (12 starts) in 2019, notching 38 tackles (16 solo), 3.5 sacks (26 yds.), two passes defended and four quarterback hurries and earning All-Mountain West Honorable Mention honors.
- Named second-team All-Mountain West after starting all 12 games in 2018, recording 54 tackles (27 solo), 4.5 sacks and 12.5 tackles for loss.
- Signed by Denver as a free agent on Jan. 10, 2023.
- Entered the NFL as a sixth-round draft choice (194th overall) by New Orleans in 2022.

**2025:** Jackson has played in five regular-season games this season with one postseason contest, tallying seven tackles (3 solo) and one quarterback hit.

**2024:** Jackson appeared in 17 games for Denver, totaling 17 tackles (4 solo), one sack (5 yds.) and one forced fumble... Made his NFL debut at Sea. (9/8), appearing on defense and special teams... Recorded first two career tackles vs. Pit. (9/15)... Totaled three tackles (1 solo) at T.B. (9/22)... Nabbed two tackles (1 solo) at K.C. (11/10)... Recorded first-career quarterback hit at L.V. (11/24)... Talled two tackles (2 solo), including his first career sack (5 yds.) and first career forced fumble vs. K.C. (1/5)... Played in his first career playoff game and recorded three tackles (2 solo) at Buf. (1/12) in the AFC Wild Card Playoff.

**2023:** Jackson spent the season competing on the Broncos' practice squad.

**2022:** Spent the year competing on the Saints' practice squad.

**COLLEGE:** Jackson played in 49 games (37 starts) at Air Force (2017-21), totaling 140 tackles (73 solo), 15.5 sacks (137 yds.), 29.5 tackles for loss, two forced fumbles and six passes defended... Left Air Force ranking second in program history in sack yardage... Started all 13 games in 2021, producing 41 tackles (24 solo), a career-high 7.5 sacks, one pass defended and a forced fumble to earn second-team All-Mountain West Conference honors... Played in 13 games (12 starts) in 2019, notching 38 tackles (16 solo), 3.5 sacks (26 yds.), two passes defended and four quarterback hurries... Was named All-Mountain West honorable mention in 2019... Named second-team All-Mountain West after starting all 12 games in 2018, recording 54 tackles (27 solo), 4.5 sacks and 12.5 tackles for loss.

**PERSONAL:** Jackson prepped at The Bolles School in Jacksonville, Fla... Was named a two-time All-City selection and earned All-State honorable mention as a senior... Also lettered in wrestling and weightlifting... Jordan Jackson was born on Jan. 30, 1998, in Jacksonville, Fla.

### Transactions

Signed by New Orleans as a draft choice May 13, 2022; Waived by New Orleans 8/30/22; Signed by New Orleans (practice squad) 8/31/22; Signed by Denver 1/10/23; Waived by Denver (8/29/23; Signed by Denver (practice squad) 8/31/23; Signed by Denver 1/9/24.





UPDATED PLAYER BIOS



Jordan Jackson's NFL Regular Season Defensive Statistics

				TACKLES								INTERCEPTIONS						O. FUMB				ST				MISC			
DATE	TEAM	GP	GS	TK	S	A	TFL	YDS	SK	YDS	QBH	NO	YDS	LG	TD	PD	FF	FR	TD	YDS	TK	S	A	FF	FR	S	A		
2022	NO	0	0	0	0	0	0	0	0.0	0.0	0	0	0	0	0	0	0	0	0	0	0	0	0	0	0	0	0		
2023	DEN	0	0	0	0	0	0	0	0.0	0.0	0	0	0	0	0	0	0	0	0	0	0	0	0	0	0	0	0		
2024	DEN	17	0	17	4	13	1	5	1.0	5.0	2	0	0	0	0	0	1	0	0	0	0	0	0	0	0	0	0		
2025	DEN	5	0	7	3	4	0	0	0.0	0.0	1	0	0	0	0	0	0	0	0	0	0	0	0	0	0	0	0		
NFL TOTALS		22	0	24	7	17	1	5	1.0	5.0	3	0	0	0	0	0	1	0	0	0	0	0	0	0	0	0	0		

Jordan Jackson's NFL Postseason Defensive Statistics

				TACKLES								INTERCEPTIONS						O. FUMB				ST				MISC	
DATE	TEAM	GP	GS	TK	S	A	TFL	YDS	SK	YDS	QBH	NO	YDS	LG	TD	PD	FF	FR	TD	YDS	TK	S	A	FF	FR	S	A
2024	DEN	1	0	3	2	1	0	0	0.0	0.0	0	0	0	0	0	0	0	0	0	0	0	0	0	0	0	0	0
2025	DEN	1	0	0	0	0	0	0	0.0	0.0	0	0	0	0	0	0	0	0	0	0	0	0	0	0	0	0	0
NFL TOTALS		2	0	3	2	1	0	0	0.0	0.0	0	0	0	0	0	0	0	0	0	0	0	0	0	0	0	0	0

SINGLE-GAME HIGHS: DEFENSIVE

Total Tackles	3 at Los Angeles Chargers, Sep 21, 2025 ...1 more at 3.	Forced Fumbles	1 vs. Kansas City Chiefs, Jan 05, 2025
Solo Tackles	2 vs. Kansas City Chiefs, Jan 05, 2025	Tackles For Loss	1 vs. Kansas City Chiefs, Jan 05, 2025
Sacks	1.0 vs. Kansas City Chiefs, Jan 05, 2025		

SINGLE-GAME HIGHS - POSTSEASON: DEFENSIVE

Total Tackles	3 at Buffalo Bills, Jan 12, 2025	Solo Tackles	2 at Buffalo Bills, Jan 12, 2025
---------------	----------------------------------	--------------	----------------------------------

2025 GAME-BY-GAME REGULAR-SEASON STATISTICS (DEN)

			TACKLES								INTERCEPTIONS					O. FUMB				ST				MISC					
DATE	OPPONENT	P/S	TK	S	A	SK	YDS	TFL	YDS	QBH	NO	YDS	LG	TD	PD	FF	FR	TD	YDS	TK	S	A	FF	FR	S	A	W/L	SCORE	
09/07	TEN	P	1	0	1	0.0	0.0	0	0	0	0	0	0	0	0	0	0	0	0	0	0	0	0	0	0	0	W	20-12	
09/14	at IND	P	1	1	0	0.0	0.0	0	0	0	0	0	0	0	0	0	0	0	0	0	0	0	0	0	0	0	L	28-29	
09/21	at LAC	P	3	1	2	0.0	0.0	0	0	1	0	0	0	0	0	0	0	0	0	0	0	0	0	0	0	0	L	20-23	
09/29	CIN		ON INACTIVE LIST																									W	28-3
10/05	at PHI	P	0	0	0	0.0	0.0	0	0	0	0	0	0	0	0	0	0	0	0	0	0	0	0	0	0	0	W	21-17	
10/12	at NYJ		ON INACTIVE LIST																									W	13-11
10/19	NYG		ON INACTIVE LIST																									W	33-32
10/26	DAL		ON INACTIVE LIST																									W	44-24
11/02	at HOU		ON INACTIVE LIST																									W	18-15
11/06	LV		INACTIVE																									W	10-7
11/16	KC		ON INACTIVE LIST																									W	22-19
11/30	at WAS		ON INACTIVE LIST																									W	27-26+
12/07	at LV		ON INACTIVE LIST																									W	24-17
12/14	GB		INACTIVE																									W	34-26
12/21	JAX		INACTIVE																									L	20-34
12/25	at KC		INACTIVE																									W	20-13
01/04	LAC	P	2	1	1	0.0	0.0	0	0	0	0	0	0	0	0	0	0	0	0	0	0	0	0	0	0	0	W	19-3	
2025 TOTALS		5-0	7	3	4	0.0	0.0	0	0	1	0	0	0	0	0	0	0	0	0	0	0	0	0	0	0	0	14-3		

+ - Overtime



UPDATED PLAYER BIOS



2025 GAME-BY-GAME POSTSEASON STATISTICS (DEN)

			TACKLES								INTERCEPTIONS					O. FUMB				ST				MISC				
DATE	OPPONENT	P/S	TK	S	A	SK	YDS	TFL	YDS	QBH	NO	YDS	LG	TD	PD	FF	FR	TD	YDS	TK	S	A	FF	FR	S	A	W/L	SCORE
01/17	BUF	P	0	0	0	0.0	0.0	0	0	0	0	0	0	0	0	0	0	0	0	0	0	0	0	0	0	0	W	33-30+
2025 TOTALS		1-0	0	0	0	0.0	0.0	0	0	0	0	0	0	0	0	0	0	0	0	0	0	0	0	0	0	0	1-0	

+ - Overtime





93 DT



## D.J. JONES

**HEIGHT/WEIGHT:** 6-0 / 305

**BIRTHDAY:** Jan. 19, 1995

**NFL EXPERIENCE:** 9th YR

**GP/GS:** 125/108

**COLLEGE:** Mississippi

**BORN:** Greenville, S.C.

**BRONCOS EXPERIENCE:** 4th YR

**ACQUIRED:** UFA (S.F.)-'22

### AT A GLANCE

- A ninth-year defensive tackle who has appeared in 125 career regular-season games (108 starts) and five postseason contests (3 starts) with San Francisco (2017-21) and Denver (2022-25).
- Totaled 287 tackles (186 solo), 15.0 sacks (101.5 yds.), 13 passes defended, six forced fumbles and three fumble recoveries in the regular season while contributing 15 tackles (9 solo) and two sacks (16 yds.) in the postseason during his career.
- Started all 17 games for the Broncos in 2024, tallying 42 tackles (21 solo), one sack (3.5 yds.), three passes defended and one fumble recovery with the team.
- Finished his second season in Denver with 46 tackles (30 solo), two sacks (23 yds.), three forced fumbles and two fumble recoveries in 16 starts in 2023.
- Became the first Broncos defensive tackle since at least 1994 to record at least three forced fumbles in a single season with his three forced fumbles in 2023.
- Tallied eight tackles (four solo) and one sack (13 yds.) in three postseason contests.
- Started all 15 games he appeared in with the Broncos during the 2022 season, posting 34 tackles (22 solo), two sacks (14 yds.) and a career-high six passes defended.
- Started all 17 games for the 49ers in 2021, posting a career-high 56 tackles (40 solo), two sacks (20 yds.), one pass defended and career-high two forced fumbles.
- Opened all 14 games in 2020, nabbing 20 tackles (14 solo), career-high three sacks (16 yds.) and one pass defended.
- Registered 23 tackles (19 solo), two sacks (17 yds.), and one forced fumble in 11 games played (all starts) in 2019.
- Played 10 games (4 starts) in 2018, collecting 17 tackles (11 solo).
- Appeared in nine games during his rookie season (2017) and totaled 10 tackles (8 solo) and one pass defended for San Francisco.
- Started 15-of-25 games played at the University of Mississippi (2015-16), registering 70 tackles (34 solo), six sacks (33 yds.), one interception, one forced fumble and one fumble recovery.
- Signed by the Broncos as an unrestricted free agent (S.F.) on March 16, 2022.
- Selected by the 49ers in the sixth round (198th overall) of the 2017 NFL Draft.

**2025:** Jones appeared in 16 games (14 starts) and made one postseason start for the Broncos, accumulating 39 tackles (21 solo), tying a career high 3.0 sacks (8.0 yds.) with four tackles for loss and six quarterback hits... Posted his first sack of the season by bringing down Chargers QB Justin Herbert (1 yd.) at LAC (9/21) and finished with two tackles (2 solo)... Notched his second sack of the season with a takedown of Chiefs QB Patrick Mahomes (7 yds.) in the win vs. K.C. (11/16) along with three tackles (2 solo)... Registered five tackles (3 solo) at K.C. (12/25), recording at least five tackles in consecutive games for the first time since 2021.

**2024:** Jones started all 17 contests for Denver, tallying 42 tackles (21 solo), one sack (3.5 yds.), three quarterback hits, three passes defended and a fumble recovery... Recorded four tackles (2 solo), including one tackle for loss, vs. L.V. (10/6)... Nabbed three tackles (1 solo), a half sack for 1.5 yds. (split with DE Eyioma Uwazurike) and one pass defended at L.V. (11/24)... Totaled four tackles (2 solo) and one pass defended vs. Cle. (12/2)... Collected three tackles (1 solo) and a fumble recovery (forced by S.P.J. Locke) in the third quarter vs. Ind. (12/15)... In the postseason, recorded seven tackles (5 solo) and one sack (3 yds.) at Buf. (1/12) in the AFC Wild Card Playoff.

**2023:** Jones finished his second season in Denver with 46 tackles (30 solo), two sacks (23 yds.), three forced fumbles and two fumble recoveries in 16 starts... Jones became the first Broncos defensive tackle since at least 1994 to record at least three forced fumbles in a single season... Tallied three tackles (2 solo) in the season opener vs. L.V. (9/10)... Made four unassisted tackles and had one quarterback hit in the comeback win at Chi. (10/1)... Had three tackles, including one tackle for loss, in the win vs. G.B. (10/22)... Forced one fumble and made three tackles (2 solo) in the win vs. Min. (11/19)... Recovered his first career fumble to help set up a touchdown drive and also made one assisted tackle in the win vs. Cle. (11/26)... Made five tackles (3 solo), including one tackle for loss, at Hou. (12/3)... Recorded his 10th career sack (7 yds.) on Lions QB Jared Goff at Det. (12/16) and also made four tackles (3 solo) in the game... Forced a strip sack on Patriots QB Bailey Zappe and recovered the ball while also making four tackles (2 solo) vs. N.E. (12/24)... Recorded four tackles (3 solo) at L.V. (1/7).

**2022:** Jones started all 15 games he appeared in, posting 34 tackles (22 solo), two sacks (14 yds.) and a career-high six passes defended...





His six passes defended are the most by a Denver defensive tackle in a single season since former Broncos DT Malik Jackson (7) in 2015... Produced four tackles (3 solo) and a pass defended in his Broncos debut at Sea. (9/12)... Posted his first sack (8 yds.) with Denver along with three tackles (2 solo) and a pass defended at L.V. (10/2)... Tallied a sack in back-to-back games for the first time in his career after bringing down Colts QB Matt Ryan and also made five tackles (4 solo) vs. Ind. (10/6)... Batted a pass down from Titans QB Ryan Tannehill and made three tackles (2 solo) at Ten. (11/13)... Had a pass defended and an assisted tackle vs. L.V. (11/20)... Produced his sixth pass defended of the season and had two tackles (1 solo) vs. Ari. (12/18).

**2021:** Jones started all 17 regular-season games played for San Francisco, totaling a career-high 56 tackles (40 solo), two sacks (20 yds.), one pass defended and career-high two forced fumbles... Tallied one forced fumble and had three tackles (2 solo) vs. Sea. (10/3)... Recorded one sack (14 yds.) and added four solo tackles at Ari. (10/10)... Posted a career-high eight tackles (4 solo) vs. Ari. (11/15)... Nabbed seven solo tackles and his second forced fumble of the season at Sea. (12/5)... Collected one sack (6 yds.) and one pass defended in the season finale at LAR (1/9)... Started all three of San Francisco's postseason contests, tallying eight tackles (4 solo) and one sack (13 yds.)... Had one sack (13 yds.) in the NFC Wild Card Game at Dal. (1/16)... Added four tackles (2 solo) in the divisional round at G.B. (1/22)... Posted three tackles (1 solo) in the NFC Championship Game at LAR (1/30).

**2020:** Jones tallied 20 tackles (14 solo), career-high three sacks (16 yds.) and one pass defended while starting all 14 games played... Posted one sack (1 yd.) and one pass defended vs. Ari. (9/13)... Collected one sack (7 yds.) vs. Phi. (10/4)... Collected his third sack (8 yds.) of the season at Ari. (12/26)... Registered a career-high four tackles (2 solo) in the season finale vs. Sea. (1/3).

**2019:** Jones started all 11 games played, recording 23 tackles (19 solo), two sacks (17 yds.) and one forced fumble... Totaled season-high five tackles (4 solo) and one sack (10 yds.) vs. Car. (10/27)... Added one sack (7 yds.) vs. Sea. (11/11)... Had one forced fumble and added two tackles (1 solo) at N.O. (12/8).

**2018:** Jones played 10 games (4 starts), totaling 17 tackles (11 solo)... Made his first career start and posted a season-high four tackles (2 solo) vs. Den. (12/9)... Recorded three tackles in three consecutive weeks (Weeks 15-17) to conclude the season.

**2017:** Jones, who was selected by the 49ers in the sixth round (198th overall) of the 2017 NFL Draft, appeared in nine games, tallying 10 tackles (8 solo) and one pass defended... Made his NFL debut and had one solo tackle vs. Car. (9/10)... Recorded his first career pass defended at Sea. (9/17)... Posted a season-high four solo tackles vs. Dal. (10/22).

**COLLEGE:** Jones started 15-of-25 games played during his final two collegiate seasons at Ole Miss (2015-16)... Registered 70 tackles (34 solo), six sacks (33 yds.), one interception, one forced fumble and one fumble recovery... Began his collegiate career at East Mississippi Community College (Scooba, Miss.)... Was a two-year starter who helped guide East Mississippi to a 24-0 record and two National Junior College Athletic Association (NJCAA) national championships during his tenure... Earned Mississippi Association of Community and Junior Colleges (MACJC) all-region and all-state honors as a sophomore in 2014.

**PERSONAL:** Jones attended Wren High School in Piedmont, S.C., where he was a three-sport athlete... Played football in addition to playing basketball and throwing discus and shot put on the track & field team... Named David Oliver Jones, D.J. was born on Jan. 19, 1995, in Greenville, S.C.

## Transactions

Signed by San Francisco as a draft choice 5/4/17; Re-signed by San Francisco 3/22/21; Signed by Denver 3/16/22; Re-signed by Denver 3/11/25.

D.J. Jones' NFL Regular Season Defensive Statistics

				TACKLES							INTERCEPTIONS					O. FUMB				ST				MISC			
DATE	TEAM	GP	GS	TK	S	A	TFL	YDS	SK	YDS	QBH	NO	YDS	LG	TD	PD	FF	FR	TD	YDS	TK	S	A	FF	FR	S	A
2017	SF	9	0	10	8	2	1	2	0.0	0.0	0	0	0	0	0	1	0	0	0	0	0	0	0	0	0	0	0
2018	SF	10	4	17	11	6	1	4	0.0	0.0	1	0	0	0	0	0	0	0	0	0	0	0	0	0	0	0	0
2019	SF	11	11	23	19	4	4	17	2.0	17.0	2	0	0	0	0	0	1	0	0	0	0	0	0	0	0	0	0
2020	SF	14	14	20	14	6	7	27	3.0	16.0	3	0	0	0	0	1	0	0	0	0	0	0	0	0	0	0	0
2021	SF	17	17	56	40	16	10	39	2.0	20.0	3	0	0	0	0	1	2	0	0	0	0	0	0	0	0	0	0
2022	DEN	15	15	34	22	12	3	14	2.0	14.0	4	0	0	0	0	6	0	0	0	0	0	0	0	0	0	0	0
2023	DEN	16	16	46	30	16	5	17	2.0	23.0	4	0	0	0	0	0	3	2	0	3	0	0	0	0	0	0	0
2024	DEN	17	17	42	21	21	1	1	1.0	3.5	3	0	0	0	0	3	0	1	0	0	0	0	0	0	0	0	0
2025	DEN	16	14	39	21	18	4	13	3.0	8.0	6	0	0	0	0	1	0	0	0	0	0	0	0	0	0	0	0
NFL TOTALS		125	108	287	186	101	36	134	15.0	101.5	26	0	0	0	0	13	6	3	0	3	0	0	0	0	0	0	0





UPDATED PLAYER BIOS



D.J. Jones' NFL Postseason Defensive Statistics

				TACKLES								INTERCEPTIONS					O. FUMB				ST					MISC	
DATE	TEAM	GP	GS	TK	S	A	TFL	YDS	SK	YDS	QBH	NO	YDS	LG	TD	PD	FF	FR	TD	YDS	TK	S	A	FF	FR	S	A
2019	SF	0	0	0	0	0	0	0	0.0	0.0	0	0	0	0	0	0	0	0	0	0	0	0	0	0	0	0	0
2021	SF	3	3	8	4	4	1	13	1.0	13.0	2	0	0	0	0	0	0	0	0	0	0	0	0	0	0	0	0
2024	DEN	1	0	7	5	2	1	3	1.0	3.0	1	0	0	0	0	0	0	0	0	0	0	0	0	0	0	0	0
2025	DEN	1	1	0	0	0	0	0	0.0	0.0	0	0	0	0	0	0	0	0	0	0	0	0	0	0	0	0	0
NFL TOTALS		5	4	15	9	6	2	16	2.0	16.0	3	0	0	0	0	0	0	0	0	0	0	0	0	0	0	0	0

SINGLE-GAME HIGHS: DEFENSIVE

Total Tackles	8 vs. Arizona Cardinals, Nov 07, 2021	Forced Fumbles	1 at Seattle Seahawks, Dec 05, 2021
Solo Tackles	7 at Seattle Seahawks, Dec 05, 2021		...2 more at 1.
Sacks	1.0 vs. Jacksonville Jaguars, Dec 21, 2025	Fumble Recoveries	1 vs. Indianapolis Colts, Dec 15, 2024
	...13 more at 1.0.		...2 more at 1.
Passes Defensed	1 at Los Angeles Chargers, Dec 19, 2024	Tackles For Loss	2 at Los Angeles Chargers, Sep 21, 2025
	...11 more at 1.		...5 more at 2.
		Longest Opp Fumble Return	3 vs. New England Patriots, Dec 24, 2023

SINGLE-GAME HIGHS - POSTSEASON: DEFENSIVE

Total Tackles	7 at Buffalo Bills, Jan 12, 2025	Sacks	1.0 at Buffalo Bills, Jan 12, 2025
Solo Tackles	5 at Buffalo Bills, Jan 12, 2025		...1 more at 1.0.
		Tackles For Loss	1 at Buffalo Bills, Jan 12, 2025
			...1 more at 1.

2025 GAME-BY-GAME REGULAR-SEASON STATISTICS (DEN)

			TACKLES								INTERCEPTIONS					O. FUMB				ST				MISC				
DATE	OPPONENT	P/S	TK	S	A	SK	YDS	TFL	YDS	QBH	NO	YDS	LG	TD	PD	FF	FR	TD	YDS	TK	S	A	FF	FR	S	A	W/L	SCORE
09/07	TEN	S	1	1	0	0.0	0.0	0	0	1	0	0	0	0	0	0	0	0	0	0	0	0	0	0	0	0	W	20-12
09/14	at IND	S	1	1	0	0.0	0.0	0	0	0	0	0	0	0	0	0	0	0	0	0	0	0	0	0	0	0	L	28-29
09/21	at LAC	S	2	2	0	1.0	1.0	2	5	1	0	0	0	0	0	0	0	0	0	0	0	0	0	0	0	0	L	20-23
09/29	CIN	S	1	1	0	0.0	0.0	0	0	0	0	0	0	0	0	0	0	0	0	0	0	0	0	0	0	0	W	28-3
10/05	at PHI	S	1	1	0	0.0	0.0	0	0	0	0	0	0	0	0	0	0	0	0	0	0	0	0	0	0	0	W	21-17
10/12	at NYJ	S	3	1	2	0.0	0.0	0	0	0	0	0	0	0	0	0	0	0	0	0	0	0	0	0	0	0	W	13-11
10/19	NYG	S	4	2	2	0.0	0.0	0	0	0	0	0	0	0	0	0	0	0	0	0	0	0	0	0	0	0	W	33-32
10/26	DAL	S	3	2	1	0.0	0.0	0	0	0	0	0	0	0	0	0	0	0	0	0	0	0	0	0	0	0	W	44-24
11/02	at HOU	S	1	0	1	0.0	0.0	0	0	0	0	0	0	0	0	0	0	0	0	0	0	0	0	0	0	0	W	18-15
11/06	LV	P	1	0	1	0.0	0.0	0	0	0	0	0	0	0	0	0	0	0	0	0	0	0	0	0	0	0	W	10-7
11/16	KC	P	3	2	1	1.0	7.0	1	7	1	0	0	0	0	0	0	0	0	0	0	0	0	0	0	0	0	W	22-19
11/30	at WAS	S	2	1	1	0.0	0.0	0	0	1	0	0	0	0	0	0	0	0	0	0	0	0	0	0	0	0	W	27-26+
12/07	at LV		ON INACTIVE LIST																							W	24-17	
12/14	GB	S	2	1	1	0.0	0.0	1	1	0	0	0	0	0	0	0	0	0	0	0	0	0	0	0	0	0	W	34-26
12/21	JAX	S	7	3	4	1.0	0.0	0	0	2	0	0	0	0	1	0	0	0	0	0	0	0	0	0	0	0	L	20-34
12/25	at KC	S	5	3	2	0.0	0.0	0	0	0	0	0	0	0	0	0	0	0	0	0	0	0	0	0	0	0	W	20-13
01/04	LAC	S	2	0	2	0.0	0.0	0	0	0	0	0	0	0	0	0	0	0	0	0	0	0	0	0	0	0	W	19-3
2025 TOTALS		16-14	39	21	18	3.0	8.0	4	13	6	0	0	0	0	1	0	0	0	0	0	0	0	0	0	0	0	14-3	
+ - Overtime																												



UPDATED PLAYER BIOS




2025 GAME-BY-GAME POSTSEASON STATISTICS (DEN)

			TACKLES							INTERCEPTIONS					O. FUMB				ST				MISC					
DATE	OPPONENT	P/S	TK	S	A	SK	YDS	TFL	YDS	QBH	NO	YDS	LG	TD	PD	FF	FR	TD	YDS	TK	S	A	FF	FR	S	A	W/L	SCORE
01/17	BUF	S	0	0	0	0.0	0.0	0	0	0	0	0	0	0	0	0	0	0	0	0	0	0	0	0	0	0	W	33-30+
2025 TOTALS		1-1	0	0	0	0.0	0.0	0	0	0	0	0	0	0	0	0	0	0	0	0	0	0	0	0	0	0	1-0	

+ - Overtime





95 DE



## SAI'VION JONES

HEIGHT/WEIGHT: 6-6 / 280

COLLEGE: Louisiana State

BIRTHDAY: Jul. 3, 2003

BORN: Vacherie, La.

NFL EXPERIENCE: R

BRONCOS EXPERIENCE: R

GP/GS: 3/0

ACQUIRED: D3b-'25

### AT A GLANCE

- A rookie defensive end who has appeared in three games for the Broncos (2025), recording one fumble recovery.
- Made his NFL debut against the Bengals in Week 4.
- A defensive end who played in 51 games (29 starts) in four seasons at Louisiana State University (2021-24), recording 99 career tackles (38 solo), 11.5 sacks, 17 tackles for loss, three forced fumbles and one fumble recovery.
- As a senior in 2024, started all 13 games for the Tigers and tallied 40 tackles, 4.5 sacks, 7.5 tackles for loss, two forced fumbles and one fumble recovery.
- Attended St. James High School in Vacherie, La., where he was named Class 3A MVP and Class 3A Outstanding Defensive Player as a senior after recording 75 tackles and 10 sacks.
- Selected by the Broncos in the third round (101st overall) of the 2025 NFL Draft.

**2025:** Jones appeared in three games for Denver and recorded one fumble recovery on the season... Made his NFL debut against the Bengals in Week 4... Secured his first career fumble recovery (forced by OLB Nik Bonitto) to set up the Broncos offense deep in Chargers territory in the fourth quarter vs. LAC (1/4).

**2024:** Jones started all 13 games for the Tigers, tallying 40 tackles (19 solo), 4.5 sacks, 7.5 tackles for loss, two forced fumbles and one fumble recovery... Recorded five tackles, including two sacks, one forced fumble and one pass defended vs. Southern California (9/1)... Tallied sacks in four of LSU's first five games... Closed out Tigers career with four tackles—including one tackle for loss—vs. Baylor in the Texas Bowl (12/31).

**2023:** Jones started all 13 games for Louisiana State, recording 33 tackles (7 solo), 2.5 sacks, 3.5 tackles for loss and two passes defended... Registered a season high six tackles and half sack vs. Florida (11/11).

**2022:** Jones played in all 14 games (3 starts) for the Tigers, recording 23 tackles (11 solo) with 4.5 sacks, six tackles for loss, one pass defended and one forced fumble... Marked one tackle for loss in six games and a sack in four contests... Forced one fumble vs. Mississippi State (9/17).

**2021:** Appeared in 11 games, totaling three tackles (1 solo).

**HIGH SCHOOL:** Jones attended St. James High School in Vacherie, La., where he was named Class 3A MVP and Class 3A Outstanding Defensive Player after recording 75 tackles and 10 sacks... As a junior, totaled 103 tackles and 13 sacks.

**PERSONAL:** Jones earned his bachelor's degree from Louisiana State University... Sai'vion Jones was born on July 3, 2003, in Vacherie, La.

### Transactions

Signed by Denver as a draft pick 5/9/25.

### Sai'vion Jones' NFL Regular Season Defensive Statistics

DATE	TEAM	GP	GS	TACKLES							INTERCEPTIONS					O. FUMB				ST				MISC			
				TK	S	A	TFL	YDS	SK	YDS	QBH	NO	YDS	LG	TD	PD	FF	FR	TD	YDS	TK	S	A	FF	FR	S	A
2025	DEN	3	0	0	0	0	0	0	0.0	0.0	0	0	0	0	0	0	0	1	0	0	0	0	0	0	0	0	0
NFL TOTALS		3	0	0	0	0	0	0	0.0	0.0	0	0	0	0	0	0	0	1	0	0	0	0	0	0	0	0	0





Sai'vion Jones' NFL Postseason Defensive Statistics

				TACKLES								INTERCEPTIONS						O. FUMB				ST					MISC	
DATE	TEAM	GP	GS	TK	S	A	TFL	YDS	SK	YDS	QBH	NO	YDS	LG	TD	PD	FF	FR	TD	YDS	TK	S	A	FF	FR	S	A	
2025	DEN	0	0	0	0	0	0	0	0.0	0.0	0	0	0	0	0	0	0	0	0	0	0	0	0	0	0	0	0	
NFL TOTALS		0	0	0	0	0	0	0	0.0	0.0	0	0	0	0	0	0	0	0	0	0	0	0	0	0	0	0	0	

2025 GAME-BY-GAME REGULAR-SEASON STATISTICS (DEN)

			TACKLES							INTERCEPTIONS				O. FUMB				ST				MISC						
DATE	OPPONENT	P/S	TK	S	A	SK	YDS	TFL	YDS	QBH	NO	YDS	LG	TD	PD	FF	FR	TD	YDS	TK	S	A	FF	FR	S	A	W/L	SCORE
09/07	TEN												ON INACTIVE LIST												W	20-12		
09/14	at IND												ON INACTIVE LIST												L	28-29		
09/21	at LAC												ON INACTIVE LIST												L	20-23		
09/29	CIN	P	0	0	0	0.0	0.0	0	0	0	0	0	0	0	0	0	0	0	0	0	0	0	0	0	0	0	W	28-3
10/05	at PHI												ON INACTIVE LIST												W	21-17		
10/12	at NYJ												ON INACTIVE LIST												W	13-11		
10/19	NYG												ON INACTIVE LIST												W	33-32		
10/26	DAL												ON INACTIVE LIST												W	44-24		
11/02	at HOU												ON INACTIVE LIST												W	18-15		
11/06	LV												INACTIVE												W	10-7		
11/16	KC												ON INACTIVE LIST												W	22-19		
11/30	at WAS												ON INACTIVE LIST												W	27-26+		
12/07	at LV	P	0	0	0	0.0	0.0	0	0	0	0	0	0	0	0	0	0	0	0	0	0	0	0	0	0	0	W	24-17
12/14	GB												INACTIVE												W	34-26		
12/21	JAX												INACTIVE												L	20-34		
12/25	at KC												INACTIVE												W	20-13		
01/04	LAC	P	0	0	0	0.0	0.0	0	0	0	0	0	0	0	0	0	1	0	0	0	0	0	0	0	0	0	W	19-3
2025 TOTALS		3-0	0	0	0	0.0	0.0	0	0	0	0	0	0	0	0	0	1	0	0	0	0	0	0	0	0	0	14-3	

+ - Overtime

2025 GAME-BY-GAME POSTSEASON STATISTICS (DEN)

			TACKLES							INTERCEPTIONS					O. FUMB				ST				MISC					
DATE	OPPONENT	P/S	TK	S	A	SK	YDS	TFL	YDS	QBH	NO	YDS	LG	TD	PD	FF	FR	TD	YDS	TK	S	A	FF	FR	S	A	W/L	SCORE
01/17	BUF		ON INACTIVE LIST																							W	33-30+	
2025 TOTALS			0	0	0	0.0	0.0	0	0	0	0	0	0	0	0	0	0	0	0	0	0	0	0	0	0	0	1-0	

+ - Overtime







26 S



## DEVON KEY

**HEIGHT/WEIGHT:** 6-0 / 208

**BIRTHDAY:** Oct. 28, 1997

**NFL EXPERIENCE:** 3rd YR

**GP/GS:** 35/2

**COLLEGE:** Western Kentucky

**BORN:** Lexington, Ky.

**BRONCOS EXPERIENCE:** 3rd YR

**ACQUIRED:** FA-'22

### AT A GLANCE

- A third-year safety who has appeared in 35 regular-season games for Denver (2023-25), tallying 27 tackles (14 solo), one sack and 34 special-teams tackles.
- Set a new franchise record with a league-high 26 special-teams tackles in 2025.
- Appeared in two postseason games with Denver (2024-25), tallying one tackle (1 solo), one fumble recovery and three special teams tackles.
- Spent five years at Western Kentucky (2016-20), appearing in 50 games (49 starts) and compiling 350 tackles—most in the program since 2009— 10 tackles for loss, six interceptions, 25 passes defended, one forced fumble and one fumble recovery.
- Named second-team All-Conference USA in 2020 after producing 92 tackles (55 solo), one interception, four passes defended and one forced fumble in 12 games
- Attended Bryan Station High School in Lexington, Ky. and was named first-team All-State by the Associated Press and second-team All-State by USA Today in 2015 after totaling 31 receptions for 591 yards (19.1 avg.) with nine scores.
- Signed by the Broncos as a free agent on Nov. 22, 2022.

**2025:** Key played in all 17 regular-season games and one postseason game for Denver, tallying two tackles (2 solo), one pass defended and a league-leading 26 special teams takedowns with a forced fumble... Recorded a career-high three special teams stops at Ind. (9/14)... Talled his first career pass defended at Phi. (10/5)... Tied his career high with three special team tackles vs. NYG (10/19)... Tied his career-high for the third time this season with another three tackle performance on special teams vs. K.C. (11/16)... Registered his first career forced fumble on special teams after stripping Commanders WR Deebo Samuel on a first half kickoff at Was. (11/30)... Talled his 24th special teams tackle in the win at K.C. (12/25) to tie the most special-teams tackles in team history... Recorded his first two tackles of the season (2 solo) and notched a pair of special teams tackles for his eighth game with multiple special teams tackles this season vs. LAC (1/4)... Appeared in the AFC Divisional Round Playoff vs. Buf. (1/17) and totaled three tackles on special teams in the win, which is tied for the most special-teams tackles by a Bronco in a postseason game in team history while also recovering a loose fumble late in the first half.

**2024:** Key appeared in 17 games (2 starts) and one postseason game for Denver, recording 25 tackles (12 solo), one sack and one quarterback hit... Recorded his first career defensive tackle and sack on a takedown of Buccaneers QB Baker Mayfield at T.B. (9/22)... Talled five tackles (2 solo) vs. Car. (10/27)... Registered a team-high and career-high nine tackles (5 solo) at Bal. (11/3)... Recorded four tackles (1 solo) vs. Atl. (11/17)... Made his first postseason appearance with Denver in the AFC Wild Card Round at Buf. (1/12).

**2023:** Key played in one game (at L.V., 1/7) with Denver after being elevated from the team's practice squad... Spent most of the season competing on the Bronco's practice squad.

**2022:** Key spent time competing on practice squads for Atlanta and Denver.

**2021:** Key spent the entire season competing on Kansas City's practice squad.

**COLLEGE:** Key spent five years at Western Kentucky (2016-20), appearing in 50 games (49 starts) and compiling 350 tackles—most in the program since 2009— 10 tackles for loss, six interceptions, 25 passes defended, one forced fumble and one fumble recovery... Named second-team All-Conference USA in 2020 after producing 92 tackles (55 solo), one interception, four passes defended and one forced fumble in 12 games.

**PERSONAL:** Key attended Bryan Station High School in Lexington, Ky. and was named first-team All-State by the Associated Press and second-team All-State by USA Today in 2015 after totaling 31 receptions for 591 yards (19.1 avg.) with nine scores... Devon Key was born on Oct. 28, 1997, in Lexington, Ky.

### Transactions

Signed by Kansas City as a college free agent 5/14/21; Waived by Kansas City 8/30/21; Signed by Kansas City (practice squad) 9/1/21; Signed by Kansas City to a future contract 2/2/22; Waived by Kansas City 8/30/22; Signed by Atlanta (practice squad) 11/15/22; Released by Atlanta 11/22/22; Signed by Denver (practice squad) 12/20/22; Signed by Denver to a future contract 1/9/23; Waived by Denver 8/29/23;



# UPDATED PLAYER BIOS



Signed by Denver (practice squad) 8/31/29; Signed by Denver to a future contract 1/9/24.

Devon Key's NFL Regular Season Defensive Statistics

				TACKLES								INTERCEPTIONS					O. FUMB					ST					MISC	
DATE	TEAM	GP	GS	TK	S	A	TFL	YDS	SK	YDS	QBH	NO	YDS	LG	TD	PD	FF	FR	TD	YDS	TK	S	A	FF	FR	S	A	
2021	KC	0	0	0	0	0	0	0	0.0	0.0	0	0	0	0	0	0	0	0	0	0	0	0	0	0	0	0	0	
2022	KC	0	0	0	0	0	0	0	0.0	0.0	0	0	0	0	0	0	0	0	0	0	0	0	0	0	0	0	0	
2023	DEN	1	0	0	0	0	0	0	0.0	0.0	0	0	0	0	0	0	0	0	0	0	0	0	0	0	0	0	0	
2024	DEN	17	2	25	12	13	1	1	1.0	0.0	1	0	0	0	0	0	0	0	0	0	8	5	3	0	0	0	0	
2025	DEN	17	0	2	2	0	0	0	0.0	0.0	0	0	0	0	0	1	0	0	0	0	26	17	9	1	0	0	0	
NFL TOTALS		35	2	27	14	13	1	1	1.0	0.0	1	0	0	0	0	1	0	0	0	0	34	22	12	1	0	0	0	

Devon Key's NFL Postseason Defensive Statistics

				TACKLES								INTERCEPTIONS						O. FUMB				ST					MISC	
DATE	TEAM	GP	GS	TK	S	A	TFL	YDS	SK	YDS	QBH	NO	YDS	LG	TD	PD	FF	FR	TD	YDS	TK	S	A	FF	FR	S	A	
2021	KC	0	0	0	0	0	0	0	0.0	0.0	0	0	0	0	0	0	0	0	0	0	0	0	0	0	0	0	0	
2024	DEN	1	0	0	0	0	0	0	0.0	0.0	0	0	0	0	0	0	0	0	0	0	0	0	0	0	0	0	0	
2025	DEN	1	0	1	1	0	0	0	0.0	0.0	0	0	0	0	0	0	0	1	0	3	3	3	0	0	0	0	0	
NFL TOTALS		2	0	1	1	0	0	0	0.0	0.0	0	0	0	0	0	0	0	1	0	3	3	3	0	0	0	0	0	

## SINGLE-GAME HIGHS: DEFENSIVE

**Total Tackles** 9 at Baltimore Ravens, Nov 03, 2024  
**Solo Tackles** 5 at Baltimore Ravens, Nov 03, 2024  
**Sacks** 1.0 at Tampa Bay Buccaneers, Sep 22, 2024

**Passes Defensed** 1 at Philadelphia Eagles, Oct 05, 2025  
**Special Teams Tackles** 3 vs. Kansas City Chiefs, Nov 16, 2025  
...2 more at 3.

## SINGLE-GAME HIGHS - POSTSEASON: DEFENSIVE

**Total Tackles** 1 vs. Buffalo Bills, Jan 17, 2026  
**Solo Tackles** 1 vs. Buffalo Bills, Jan 17, 2026

**Fumble Recoveries** 1 vs. Buffalo Bills, Jan 17, 2026  
**Special Teams Tackles** 3 vs. Buffalo Bills, Jan 17, 2026



# UPDATED PLAYER BIOS



## 2025 GAME-BY-GAME REGULAR-SEASON STATISTICS (DEN)

			TACKLES							INTERCEPTIONS					O. FUMB				ST					MISC				
DATE	OPPONENT	P/S	TK	S	A	SK	YDS	TFL	YDS	QBH	NO	YDS	LG	TD	PD	FF	FR	TD	YDS	TK	S	A	FF	FR	S	A	W/L	SCORE
09/07	TEN	P	0	0	0	0.0	0.0	0	0	0	0	0	0	0	0	0	0	0	0	1	1	0	0	0	0	0	W	20-12
09/14	at IND	P	0	0	0	0.0	0.0	0	0	0	0	0	0	0	0	0	0	0	0	3	3	0	0	0	0	0	L	28-29
09/21	at LAC	P	0	0	0	0.0	0.0	0	0	0	0	0	0	0	0	0	0	0	0	2	1	1	0	0	0	0	L	20-23
09/29	CIN	P	0	0	0	0.0	0.0	0	0	0	0	0	0	0	0	0	0	0	0	1	0	1	0	0	0	0	W	28-3
10/05	at PHI	P	0	0	0	0.0	0.0	0	0	0	0	0	0	0	1	0	0	0	0	1	1	0	0	0	0	0	W	21-17
10/12	at NYJ	P	0	0	0	0.0	0.0	0	0	0	0	0	0	0	0	0	0	0	0	2	1	1	0	0	0	0	W	13-11
10/19	NYG	P	0	0	0	0.0	0.0	0	0	0	0	0	0	0	0	0	0	0	0	3	2	1	0	0	0	0	W	33-32
10/26	DAL	P	0	0	0	0.0	0.0	0	0	0	0	0	0	0	0	0	0	0	0	0	0	0	0	0	0	0	W	44-24
11/02	at HOU	P	0	0	0	0.0	0.0	0	0	0	0	0	0	0	0	0	0	0	0	2	2	0	0	0	0	0	W	18-15
11/06	LV	P	0	0	0	0.0	0.0	0	0	0	0	0	0	0	0	0	0	0	0	1	0	1	0	0	0	0	W	10-7
11/16	KC	P	0	0	0	0.0	0.0	0	0	0	0	0	0	0	0	0	0	0	0	3	2	1	0	0	0	0	W	22-19
11/30	at WAS	P	0	0	0	0.0	0.0	0	0	0	0	0	0	0	0	0	0	0	0	2	1	1	1	0	0	0	W	27-26+
12/07	at LV	P	0	0	0	0.0	0.0	0	0	0	0	0	0	0	0	0	0	0	0	0	0	0	0	0	0	0	W	24-17
12/14	GB	P	0	0	0	0.0	0.0	0	0	0	0	0	0	0	0	0	0	0	0	1	1	0	0	0	0	0	W	34-26
12/21	JAX	P	0	0	0	0.0	0.0	0	0	0	0	0	0	0	0	0	0	0	0	1	0	1	0	0	0	0	L	20-34
12/25	at KC	P	0	0	0	0.0	0.0	0	0	0	0	0	0	0	0	0	0	0	0	1	0	1	0	0	0	0	W	20-13
01/04	LAC	P	2	2	0	0.0	0.0	0	0	0	0	0	0	0	0	0	0	0	0	2	2	0	0	0	0	0	W	19-3
2025 TOTALS		17-0	2	2	0	0.0	0.0	0	0	0	0	0	0	0	1	0	0	0	0	26	17	9	1	0	0	0	14-3	

+ - Overtime


## 2025 GAME-BY-GAME POSTSEASON STATISTICS (DEN)

			TACKLES							INTERCEPTIONS					O. FUMB				ST				MISC					
DATE	OPPONENT	P/S	TK	S	A	SK	YDS	TFL	YDS	QBH	NO	YDS	LG	TD	PD	FF	FR	TD	YDS	TK	S	A	FF	FR	S	A	W/L	SCORE
01/17	BUF	P	1	1	0	0.0	0.0	0	0	0	0	0	0	0	0	0	1	0	3	3	3	0	0	0	0	0	W	33-30+
2025 TOTALS		1-0	1	1	0	0.0	0.0	0	0	0	0	0	0	0	0	0	1	0	3	3	3	0	0	0	0	0	1-0	

+ - Overtime







6 S



## P.J. LOCKE

**HEIGHT/WEIGHT:** 5-10 / 202

**COLLEGE:** Texas

**BIRTHDAY:** Feb. 12, 1997

**BORN:** Beaumont, Texas

**NFL EXPERIENCE:** 6th YR

**BRONCOS EXPERIENCE:** 6th YR

**GP/GS:** 90/26

**ACQUIRED:** FA-'19

### AT A GLANCE

- A sixth-year safety who has appeared in 90 career regular-season games (26 starts) for the Broncos from 2020-25, recording 148 tackles (97 solo), four sacks (44 yds.), one interception (14 yds.), 11 passes defended, four forced fumbles, one special-teams forced fumble and 26 special-teams stops.
- Made 19 tackles (11 solo) and recorded one interception, one fumble recovery and one pass defended in two postseason games (2 starts) with the Broncos (2024-25).
- 1-of-2 players in team history to record a forced fumble and interception in a postseason game.
- Started all 15 games played in 2024, tallying a career-high 73 tackles (49 solo), 1 sack (10 yds.), two passes defended and one forced fumble.
- In his first season as a starter in 2023, played in 12 games (8 starts), totaling 53 tackles (33 solo), three sacks (34 yds.), one interception (14 yds.), five passes defended and two forced fumbles.
- Played in 16 games in 2022, totaling career highs with 10 tackles (7 solo), one pass defended and one forced fumble to go along with one special-teams forced fumble and a team-high 12 special-teams tackles.
- Tallied one solo tackle and five special-teams stops in 16 games played in 2021.
- Recorded one solo tackle and two special-teams stops in 15 games played with Denver in 2020.
- Spent two weeks on the Broncos' practice squad in 2019 after competing with Pittsburgh during training camp.
- Appeared in 47 games (31 starts) at the University of Texas (2015-18), totaling 163 tackles (116 solo), 1.5 sacks (7 yds.), three interceptions (24 yds.), 15 passes defended, four forced fumbles and one fumble recovery.
- Earned honorable mention All-Big 12 honors as a senior after finishing the season third on the team with 77 tackles (57 solo).
- Attended Central High School in Beaumont, Texas, where he was all-state and a two-time all-district honoree.
- Signed by Denver to the practice squad on Dec. 17, 2019
- Originally entered the NFL as a college free-agent signee of Pittsburgh on April 29, 2019.

**2025:** Locke has appeared in 16 regular-season contests and one postseason game (3 starts) thus far this season, posting 10 tackles (6 solo), three passes defended, a tackle for loss and six special teams stops... Made his first start of the season vs. Jac. (12/21) and tallied six tackles (4 solo)... Started in the AFC Divisional Round Playoff vs. Buf. (1/17) and intercepted Bills QB Josh Allen for his first career postseason interception (30 yds.) while also tallying one forced fumble, nine tackles (6 solo) and one pass defended.

**2024:** Locke started 15 contests for Denver, tallying a career-high 73 tackles (49 solo), one sack (10 yds.), two passes defended and one forced fumble... Recorded five solo stops at T.B. (9/22)... Tied his single-game career high with nine tackles (7 solo) and helped seal the Broncos' victory with a fourth-down sack of Jets QB Aaron Rodgers (10 yds.) late in the fourth quarter at NYJ (9/29)... Registered four tackles (2 solo) and one pass defended vs. L.V. (10/6)... Tallied seven tackles (5 solo) vs. LAC (10/13)... Totaled five tackles (2 solo), including his 100th career tackle, at N.O. (10/17)... Nabbed seven tackles (4 solo) at K.C. (11/10)... Tied for the team lead in tackles with six stops (5 solo) at L.V. (11/24)... Registered two tackles (2 solo) and one forced fumble (recovered by DT D.J. Jones) in the third quarter vs. Ind. (12/15)... Nabbed nine tackles (6 solo) at Cin. (12/28)... Started first career postseason game at Buf. (1/12) in the AFC Wild Card Playoff, recording 10 tackles (five solo)... His 10 tackles in the contest are tied for the third most by a safety in a postseason game in team history.

**2023:** Locke played in 12 games (8 starts), totaling 53 tackles (33 solo), three sacks (34 yds.), one interception (14 yds.), five passes defended and two forced fumbles... Missed the first four weeks of the season after being placed on injured reserve (leg) on Aug. 31... Made his season debut vs. NYJ (10/8)... Made three tackles (1 solo) and recorded his first career interception off Packers QB Jordan Love, returning it 14 yards and helping ice the game for the Broncos vs. G.B. (10/22)... Made his first career start in the win vs. K.C. (10/29), picking up three solo tackles... Made a career-high seven tackles (5 solo)—including his first career sack (9 yds.)—and also forced one fumble and defended one pass in the win vs. Cle. (11/26)... Recorded a sack in back-to-back games after taking down Texans QB CJ Stroud and also made eight tackles (6 solo) at Hou. (12/3)... Became the first Broncos safety in team history and sixth safety in NFL history since 1970 to record a sack in three straight games after tallying a strip-sack at LAC (12/10)... Also made seven tackles (2 solo) and broke up one pass against the Chargers... Tallied one pass defended and four tackles (3 solo) at Det. (12/16)... Made a career-high nine tackles (5 solo) vs. N.E. (12/24)... Totaled six tackles (5 solo) and broke up one pass vs. LAC (12/31)... Made four tackles (2 solo) at L.V. (1/7).





# UPDATED PLAYER BIOS



**2022:** Locke played in 16 games, totaling career highs with 10 tackles (7 solo), one pass defended and one forced fumble to go along with one special-teams forced fumble and a team-high 12 special-teams tackles... Made three tackles (2 solo) and forced the game-winning fumble to clinch the victory vs. S.F. (9/25)... Recorded his first career pass defended and also notched two solo tackles and two special-teams tackles at Ten. (11/13)... Made three special-teams tackles along with two solo tackles at Car. (11/27)... Had another two special-teams tackles at Bal. (12/4).

**2021:** Locke appeared in 16 games for the Broncos, playing primarily on special teams... Recorded at least one special-teams tackle on four occasions... Led the team with two special-teams tackles at LAC (1/2).

**2020:** Locke appeared in 15 games, finishing the season with a defensive stop and two special-teams tackles... Made his NFL and Broncos debut in vs. Ten. (9/14)... Collected first career tackle vs. T.B. (9/27)... Tallied a special-teams tackle vs. LAC (11/1)... Garnered a special-teams stop at Car. (12/13).

**2019:** Locke, who was signed by Denver on Dec. 17, spent two weeks on the Broncos' practice squad after competing with Pittsburgh in training camp.

**COLLEGE:** Locke played four seasons at the University of Texas (2015-18), recording 163 tackles (116 solo), 1.5 sacks (7 yds.), three interceptions (24 yds.), 15 passes defended, four forced fumbles and one fumble recovery in 47 games (31 starts)... Named honorable mention All-Big 12 as a senior after finishing the season third on the team with 77 tackles (57 solo)... Selected as a team captain prior to his junior campaign.

**PERSONAL:** Locke attended Central High School in Beaumont, Texas, where he was an all-state and two-time all-district honoree... Selected as a finalist for the 2014 Defensive Willie Ray Smith Award, honoring the top high school player in the Beaumont area... Chosen first-team 5A All-State by the Texas Sports Writers Association and second-team by the Associated Press in 2014... Father, James A. Locke Jr., played defensive back for Oklahoma State... P.J. Locke III was born on Feb. 12, 1997, in Beaumont, Texas.

## Transactions

Signed by Pittsburgh as a college free agent 4/29/19; Waived by Pittsburgh 8/31/19; Signed by Denver (practice squad) 12/17/19; Signed by Denver (active roster) 12/31/19; Waived by Denver 9/5/20; Signed by Denver (practice squad) 9/6/20; Signed by Denver (active roster) 9/14/20; Signed by Denver (practice squad) 9/15/20; Signed by Denver (active roster) 9/24/20; Re-Signed by Denver 3/16/23; Re-signed by Denver 3/11/24.

## P.J. Locke's NFL Regular Season Defensive Statistics

				TACKLES								INTERCEPTIONS					O. FUMB				ST					MISC	
DATE	TEAM	GP	GS	TK	S	A	TFL	YDS	SK	YDS	QBH	NO	YDS	LG	TD	PD	FF	FR	TD	YDS	TK	S	A	FF	FR	S	A
2019	DEN	0	0	0	0	0	0	0	0.0	0.0	0	0	0	0	0	0	0	0	0	0	0	0	0	0	0	0	0
2020	DEN	15	0	1	1	0	0	0	0.0	0.0	0	0	0	0	0	0	0	0	0	0	2	1	1	0	0	0	0
2021	DEN	16	0	1	1	0	0	0	0.0	0.0	1	0	0	0	0	0	0	0	0	0	5	4	1	0	0	0	0
2022	DEN	16	0	10	7	3	1	0	0.0	0.0	0	0	0	0	0	1	1	0	0	0	12	4	8	1	0	0	0
2023	DEN	12	8	53	33	20	2	13	3.0	34.0	3	1	14	14	0	5	2	0	0	0	0	0	0	0	0	0	0
2024	DEN	15	15	73	49	24	3	16	1.0	10.0	1	0	0	0	0	2	1	0	0	0	1	1	0	0	0	0	0
2025	DEN	16	3	10	6	4	1	2	0.0	0.0	0	0	0	0	0	3	0	0	0	0	6	3	3	0	0	0	0
NFL TOTALS		90	26	148	97	51	7	31	4.0	44.0	5	1	14	14	0	11	4	0	0	0	26	13	13	1	0	0	0

## P.J. Locke's NFL Postseason Defensive Statistics

				TACKLES								INTERCEPTIONS						O. FUMB				ST						MISC	
DATE	TEAM	GP	GS	TK	S	A	TFL	YDS	SK	YDS	QBH	NO	YDS	LG	TD	PD	FF	FR	TD	YDS	TK	S	A	FF	FR	S	A		
2024	DEN	1	1	10	5	5	0	0	0.0	0.0	0	0	0	0	0	0	0	0	0	0	0	0	0	0	0	0	0		
2025	DEN	1	1	9	6	3	0	0	0.0	0.0	0	1	30	30	0	1	1	0	0	0	0	0	0	0	0	0	0		
NFL TOTALS		2	2	19	11	8	0	0	0.0	0.0	0	1	30	30	0	1	1	0	0	0	0	0	0	0	0	0	0		

## SINGLE-GAME HIGHS: DEFENSIVE

**Total Tackles** 9 at Cincinnati Bengals, Dec 28, 2024  
...2 more at 9.

**Solo Tackles** 7 at New York Jets, Sep 29, 2024

**Sacks** 1.0 at New York Jets, Sep 29, 2024  
...3 more at 1.0.

**Passes Defensed** 1 at Indianapolis Colts, Sep 14, 2025  
...8 more at 1.

**Tackles For Loss** 2 at Houston Texans, Dec 03, 2023

**Special Teams Tackles** 3 at Carolina Panthers, Nov 27, 2022



# UPDATED PLAYER BIOS



## SINGLE-GAME HIGHS - POSTSEASON: DEFENSIVE

<b>Total Tackles</b>	10 at Buffalo Bills, Jan 12, 2025	<b>Forced Fumbles</b>	1 vs. Buffalo Bills, Jan 17, 2026
<b>Solo Tackles</b>	6 vs. Buffalo Bills, Jan 17, 2026	<b>Interceptions</b>	1 vs. Buffalo Bills, Jan 17, 2026
<b>Passes Defensed</b>	1 vs. Buffalo Bills, Jan 17, 2026	<b>Interception Return Yards</b>	30 vs. Buffalo Bills, Jan 17, 2026

## 2025 GAME-BY-GAME REGULAR-SEASON STATISTICS (DEN)

			TACKLES							INTERCEPTIONS					O. FUMB				ST				MISC					
DATE	OPPONENT	P/S	TK	S	A	SK	YDS	TFL	YDS	QBH	NO	YDS	LG	TD	PD	FF	FR	TD	YDS	TK	S	A	FF	FR	S	A	W/L	SCORE
09/07	TEN	P	0	0	0	0.0	0.0	0	0	0	0	0	0	0	0	0	0	0	0	0	0	0	0	0	0	0	W	20-12
09/14	at IND	P	0	0	0	0.0	0.0	0	0	0	0	0	0	0	1	0	0	0	0	1	1	0	0	0	0	0	L	28-29
09/21	at LAC	P	0	0	0	0.0	0.0	0	0	0	0	0	0	0	0	0	0	0	0	0	0	0	0	0	0	0	L	20-23
09/29	CIN	P	0	0	0	0.0	0.0	0	0	0	0	0	0	0	0	0	0	0	0	0	0	0	0	0	0	0	W	28-3
10/05	at PHI	P	0	0	0	0.0	0.0	0	0	0	0	0	0	0	0	0	0	0	0	0	0	0	0	0	0	0	W	21-17
10/12	at NYJ	P	0	0	0	0.0	0.0	0	0	0	0	0	0	0	0	0	0	0	0	2	2	0	0	0	0	0	W	13-11
10/19	NYG	P	0	0	0	0.0	0.0	0	0	0	0	0	0	0	0	0	0	0	0	0	0	0	0	0	0	0	W	33-32
10/26	DAL	P	0	0	0	0.0	0.0	0	0	0	0	0	0	0	0	0	0	0	0	1	0	1	0	0	0	0	W	44-24
11/02	at HOU		ON INACTIVE LIST																								W	18-15
11/06	LV	P	0	0	0	0.0	0.0	0	0	0	0	0	0	0	0	0	0	0	0	0	0	0	0	0	0	0	W	10-7
11/16	KC	P	0	0	0	0.0	0.0	0	0	0	0	0	0	0	0	0	0	0	0	0	0	0	0	0	0	0	W	22-19
11/30	at WAS	P	0	0	0	0.0	0.0	0	0	0	0	0	0	0	0	0	0	0	0	1	0	1	0	0	0	0	W	27-26+
12/07	at LV	P	0	0	0	0.0	0.0	0	0	0	0	0	0	0	0	0	0	0	0	0	0	0	0	0	0	0	W	24-17
12/14	GB	P	0	0	0	0.0	0.0	0	0	0	0	0	0	0	1	0	0	0	0	1	0	1	0	0	0	0	W	34-26
12/21	JAX	S	6	4	2	0.0	0.0	0	0	0	0	0	0	0	0	0	0	0	0	0	0	0	0	0	0	0	L	20-34
12/25	at KC	S	4	2	2	0.0	0.0	1	2	0	0	0	0	0	0	0	0	0	0	0	0	0	0	0	0	0	W	20-13
01/04	LAC	S	0	0	0	0.0	0.0	0	0	0	0	0	0	0	1	0	0	0	0	0	0	0	0	0	0	0	W	19-3
2025 TOTALS		16-3	10	6	4	0.0	0.0	1	2	0	0	0	0	0	3	0	0	0	0	6	3	3	0	0	0	0	14-3	


+ - Overtime

## 2025 GAME-BY-GAME POSTSEASON STATISTICS (DEN)

			TACKLES								INTERCEPTIONS					O. FUMB				ST				MISC				
DATE	OPPONENT	P/S	TK	S	A	SK	YDS	TFL	YDS	QBH	NO	YDS	LG	TD	PD	FF	FR	TD	YDS	TK	S	A	FF	FR	S	A	W/L	SCORE
01/17	BUF	S	9	6	3	0.0	0.0	0	0	0	1	30	30	0	1	1	0	0	0	0	0	0	0	0	0	0	W	33-30+
2025 TOTALS		1-1	9	6	3	0.0	0.0	0	0	0	1	30	30	0	1	1	0	0	0	0	0	0	0	0	0	0	1-0	

+ - Overtime





3 K



## WIL LUTZ

**HEIGHT/WEIGHT:** 5-11 / 184

**COLLEGE:** Georgia State

**BIRTHDAY:** Jul. 7, 1994

**BORN:** Newnan, Ga.

**NFL EXPERIENCE:** 10th YR

**BRONCOS EXPERIENCE:** 3rd YR

**GP/GS:** 148/0

**ACQUIRED:** T (N.O.)-'23

### AT A GLANCE

- A 10th-year player and Pro Bowl kicker who has appeared in 147 games with New Orleans (2016-22) and Denver (2023-25), connecting on 250-of-291 (85.9%) field goals and 399-of-408 (97.8%) extra points for 1,149 points.
- Has also appeared in eight postseason games with the Saints (2017-20) and Denver (2024), making 11-of-16 (68.8%) field goals and 19-of-19 (100.0%) PATs for 52 points.
- Totaled the second-most points among active kickers since 2016 with 1,149 while also recording the second-highest extra point percentage (97.8%), the second-most extra points made (395) and sixth-most field goals made (250) in that span.
- Tied for the third-longest streak in made extra points (99) since 2015, when the PAT line was moved back.
- Became the fifth-fastest player at the time to reach 1,000 career points (127 games), behind K Justin Tucker, K Stephen Gostkowski, K Mason Crosby and K Mike Vanderjagt.
- Eclipsed the 1,100 career points mark in his 142nd career game in Week 11 against Kansas City, becoming the fourth-fastest kicker in NFL history to reach that mark.
- Tied for the eighth-fastest player in NFL history to reach 200 career field goals made (116 games).
- Recorded eight game-winning field goal since joining the Broncos in 2023, which is the most in the NFL in that span, according to TruMedia.
- Made 31-of-34 field goals (85.9%) and all 46 of his extra points for 139 points in his second season with Denver in 2024.
- His 139 points scored in 2024 were the second-most points scored in team history.
- In his first season with Denver, hit on 30-of-34 field goals (88.2%) and 29-of-31 PATs (93.5%) for 119 points in 2023.
- Made 23-of-28 (.821) of his field goals while knocking in 57-of-58 (.983) PATs for 126 points in the regular season during the 2020 season.
- Was named to the Pro Bowl after going 32-of-36 (.889) field goals in the regular season in 2019 while also making 48-of-49 (.980) extra points for a career-high 144 points.
- In 2018, recorded a career-high .933 field goal percentage after making 28-of-30 field goals as well as hitting on 52-of-53 (.981) PATs for 136 points in the regular season while making 5-of-6 (.833) field goals and all four extra points in the playoffs.
- Was 31-of-36 (.861) on field goals and 47-of-50 (.940) on PATs during the 2017 regular season and went 2-of-3 (.667) on field goals and hit all seven PATs in the postseason.
- Nailed 49-of-50 (.980) of his PATs and 28-of-34 (.824) of his field goals during his rookie campaign in 2016 for 133 points.
- Played his collegiate football at Georgia State, where he left as the program's all-time leader in field goals (31), extra points (120) and points scored (213) in 47 games.
- Entered the NFL as a college free agent with the Baltimore Ravens on May 6, 2016.
- Traded to the Broncos by New Orleans on August 29, 2023.

**2025:** Lutz played in all 17 games for Denver, making 28-of-32 field goals (87.5%) while splitting the uprights on all 39 extra points to total 123 points on the season. Lutz drilled his season-long 57-yarder to mark his longest made field goal since 2022 while connecting on four game-winning kicks throughout the season... Went 2-of-2 on field goals and 2-of-2 on PATs to accumulate a team-high eight points vs. Ten. (9/7)... Captured a perfect 2-of-2 mark on field goals and 2-of-2 on PATs at LAC (9/21)... Finished 4-of-4 on PATs vs. Cin. (9/29)... Drilled both of his field goal attempts (55 yds., 36 yds.) in the win at Phi. (10/5) and made his lone PAT to accumulate seven points... Posted another 2-of-2 field goal performance (57 yds., 27 yds.) with one PAT made in the win at NYJ (10/12)... His 57-yarder is his longest since joining the Broncos in 2023—tied for the third longest in his career—while also tying for the seventh-longest field goal in team history... Drilled a 39-yard game-winning field goal as time expired vs. NYG (10/19), marking the 11th game winner of his career... Split the uprights on a 34-yard field goal as time expired for his second game winner of the season and the 12<sup>th</sup> of his career at Hou. (11/2)... Made the go-ahead 32-yard field goal late in the third quarter to account for the game's difference in the win vs. L.V. (11/6)... Tied his career high vs. K.C. (11/16), tying his career high with five field goals made, including his 13<sup>th</sup> career game-winning field goal... Finished perfect in his opportunities in the win at Was. (11/30), which included a pair of field goals made (33 yds., 33 yds.) and a trio of PATs... Made two of his three attempts vs. Jac. (12/21) while splitting the uprights on a 54-yard attempt to mark his fourth made field goal of at least 50 yards this







season... Finished 2-of-2 on field goals (27 yds., 30 yds.) in the win at K.C. (12/25) to eclipse 250 career made field goals while becoming the sixth-fastest player to reach that mark... Finished 4-of-4 on field goals (24 yds., 26 yds., 41 yds., 23 yds.) with one PAT in the win vs. LAC (1/4) to tally his second-highest point total (13) this season.

**2024:** Lutz made 31-of-34 field goals (91.2%) and all 46 of his extra points for 139 points in his second season with Denver... His 31 field goals made tied a franchise single-season record while his 139 points scored were the second most by a Bronco in a season in team history... Additionally, his 91.2 field goal percentage ranks fourth in team history... Went a perfect 3-of-3 on field goal attempts and 1-of-1 on point after tries in the season opener at Sea. (9/8)... Reached 200 career field goals made in the home opener vs. Pit. (9/15), going 2-of-2 on his tries... Tied for the eighth fastest player in NFL history to reach that milestone (116 games)... Went a perfect 4-of-4 on field goal tries and 2-of-2 on PATs in the Week 3 win at T.B. (9/22)... Went 2-of-2 on field goals and 4-of-4 on PATs in the win vs. L.V. (10/6)... Made all four of his field goal attempts and three PATs tries in the *Thursday Night Football* win at N.O. (10/17)... Set a new career high with five field goals made along with two PATs in the win at L.V. (11/24), posting a season-high of 17 points... Went 2-of-2 on field goals and 5-of-5 on PATs for 11 total points vs Cle. in the *Monday Night Football* win (12/2)... Became the fifth-fastest player to reach 1,000 career points in the game... Tied Broncos Ring of Fame K Jason Elam (1995 & 2001) for the most field goals made in a season in team history, increasing his season total to 31 on the year vs K.C. (1/5)... Made his Broncos postseason debut in the AFC Wild Card Round at Buf. (1/12).

**2023:** Lutz hit on 30-of-34 field goals (.882) and 29-of-31 PATs (.935) for 119 points in his first season with Denver... His 119 points scored were the most by a Bronco's kicker in a season since K Brandon McManus (119) in 2016... Made his Broncos debut vs. L.V. (9/10), where he was 1-of-2 on field goals and 1-of-2 on PATs... Hit all five kicks, going 2-of-2 on field goals and 3-of-3 on PATs, vs. Was. (9/17)... Made both of his field goal attempts (25, 31) and PATs at Mia. (9/24) to eclipse the 800 career point mark in his 100th game... Became just the fourth kicker all time to reach 800 career points in his first 100 games, joining K Justin Tucker, K Stephen Gostkowski and K Mason Crosby... Was 4-of-4 on PATs and nailed a game-winning 51-yard kick with 1:46 remaining in the 21-point comeback win at Chi. (10/1)... Tied his career high of four field goals made in one game after going 4-of-4 in the 19-17 win vs. G.B. (10/22), including a 52-yarder to give the Broncos the lead with 3:50 remaining... Tied his previous career-high with four field goals made, including his 10th career game-winning field goal, at Buf. (11/13)... Set a new career-high five field goals made in a game after going 5-of-5 and tying a career high 15 points in the win vs. Min. (11/19)... Was named AFC Special Teams Player for the month of November after going a perfect 11-of-11 on field goal attempts in the month... His 11 makes were tied for the most by a Broncos kicker in a three-game span in franchise history... Tied for the fifth-fastest kicker in team history (13 games) to reach 100 points in a season after making one field goal and three extra points at LAC (12/10)... Went 3-of-4 on field goals vs. LAC (12/31).

**2022:** Lutz went 23-of-31 (.742) on field goals while making all 33 PATs for 102 points with the Saints... Hit two field goal attempts—including the 51-yard game-winner—and went 1-of-1 on PATs at Atl. (9/11)... Hit both PATs and also made a career-long 60-yard field goal near the end of regulation to tie the game vs. Min. (10/2)... Made a 56-yard field goal and nailed all four extra points vs. Sea. (10/9), surpassing 700 career points... Went 4-of-4 on field goals—tying a career high—and 2-of-2 on extra points vs. Cin. (10/16)... Recorded his 16th game with three or more field goals after hitting all three attempts at T.B. (12/5)... Moved into second place in Saints history in scoring after making a 23-yard field goal and hitting on both PATs at Cle. (12/24)... Made two field goals—including a 54-yard attempt—and hit on both extra points at Phi. (1/1).

**2021:** Lutz missed the entire season after being placed on injured reserve (core muscle) on Sept. 6.

**2020:** Lutz made 23-of-28 (.821) of his field goals while knocking in 57-of-58 (.983) PATs for 126 points in the regular season... Also went 2-of-3 (.667) on field goal attempts and 5-of-5 on PATs in the postseason... Made three field goals (45, 35, 34) and passed former Saints K Doug Brien for the third-most field goals in New Orleans team history vs. G.B. (9/27)... Was named NFC Special Teams Player of the Week for Week 5 at making all three field goal attempts—including a 53-yard field goal and 36-yard kick in overtime—while hitting on all three PATs vs. LAC (10/12)... Converted on two field goal attempts and made a 43-yarder in the fourth quarter to give the Saints the 27-24 lead vs. Car. (10/25)... Made a game-winning 35-yard field goal in overtime and also hit on 4-of-5 field goal attempts at Chi. (11/1)... Made all three PAT attempts in the NFC Wild Card Game vs. Chi. (1/10)... Went 2-of-2 on field goals (23, 42) and made both of his extra point attempts in the NFC Divisional Round vs. T.B. (1/17).

**2019:** Lutz was named to the Pro Bowl after going 32-of-36 (.889) field goals in the regular season in 2019 while also making 48-of-49 (.980) extra points for a career-high 144 points... Ranked second in the league in scoring (144), PATs (48) and touchbacks (74) while making the third most field goals (32)... Also made 2-of-3 (.667) field goals in the postseason while making both PAT attempts... Earned NFC Special Teams Player of the Week honors in Week 1 after making 2-of-3 field goals—including a 58-yard game-winner on the final play of the game—and also converted all three PAT attempts vs. Hou. (9/9)... Hit on all three field goal attempts vs. LAR (9/15)... Scored every point for the Saints in a 12-10 win vs. Dal. (9/29), converting on all four field goal chances... At Chi. (10/20), set an NFL record for consecutive field goals made (35), surpassing Rian Lindell... Made all three field goal opportunities vs. Atl. (11/10)... Made a 33-yard game-winning field goal—and made another kick—while converting all four PATs to surpass 500 career points vs. Car. (11/24)... Went 4-of-4 on field goal attempts and hit two PATs at Atl. (11/28)... Set the Saints' single-season record for field goals (32) at Ten. (12/22)... Converted 2-of-3 field goals—including a 49-yarder to send the game to overtime—in the NFC Divisional Round vs. Min. (1/5).

**2018:** Lutz recorded a career-high .933 field goal percentage after making 28-of-30 field goals as well as hitting on 52-of-53 (.981) PATs for 136 points in the regular season while making 5-of-6 (.833) field goals and all four extra points in the playoffs... Finished with the second-most points (134) and PATs (52) while placing third in field goal percentage (.933)... Was named NFC Special Teams Player of the Month for the month of September after converting on 10-of-11 field goals... Drilled a 44-yard game-winning field goal vs. Cle. (9/16)... Went 3-of-3 on field goals and 4-of-4 on PATs at Atl. (9/23)... Made all four field goal attempts in the second quarter and hit all three PATs at NYG (9/30)... Went 3-of-3 on field goals and nailed all three extra point chances at Min. (10/28)... Made a special-teams tackle and converted all three of his field goals and all six of his PAT chances at Cin. (11/11)... Became the first Saints kicker since 2004 to record at least 100 points in three straight seasons after making two field goals and six PATs vs. Phi. (11/18)... Had the second longest streak of consecutive games with at least one field goal (36 games), which ended vs. Car. (12/30)... Made 2-of-3 field goals and hit on both extra points vs. Phi. (1/13) in the NFC Divisional Round... Connected on all three field goal attempts and both PAT tries in the NFC Championship Game vs. LAR (1/20).





# UPDATED PLAYER BIOS



**2017:** Lutz was 31-of-36 (.861) on field goals and 47-of-50 (.940) on PATs during the regular season while making 2-of-3 (.667) field goals and all seven PATs in the postseason... Made all four field goal attempts at Min. (9/11)... Hit a game-winning field goal of 28 yards in overtime and hit on all four field goal attempts vs. Was. (11/19)... Reached 100 points for the second consecutive year after making two field goals at LAR (11/26)... Went 4-of-4 in field goals vs. Atl. (12/24)... Drilled a Saints postseason franchise record 57-yard field goal in the NFC Wild Card Game vs. Car. (1/7)... Made a 43-yard field goal in the NFC Divisional Round at Min. (1/14).

**2016:** Lutz nailed 49-of-50 (.980) of his PATs and 28-of-34 (.824) of his field goals during his rookie campaign in 2016 for 133 points... Was selected to the NFL All-Rookie team by the PFWA and NFL.com... Originally signed by Baltimore as a college free agent before signing with the Saints... Nailed a 57-yard field goal vs. Atl. (9/26), the longest by a Saints rookie at the time... Made 2-of-3 field goals—including a 52-yard game-winning kick— vs. Car. (10/16) to earn NFC Special Teams Player of the Week honors... Was named NFC Special Teams Player of the Week in Week 8 vs. Sea. (10/30) after nailing all four field goal attempts... Hit on three field goals and two PATs vs. T.B. (12/24).

**COLLEGE:** Lutz played his collegiate football at Georgia State, where he left as the program's all-time leader in field goals (31), extra points (120) and points scored (213) in 47 games... Finished his career 31-of-46 (.674) on field goal attempts and 120-of-122 (.984) on PATs while also punting 92 times for an average of 42.8 yards... Earned second-team All-Sun Belt Conference honors in 2015 as a punter after averaging 44.3 yards on 65 punts... Also made 12-of-19 field goals (.632) and 42-of-43 (.977) on PATs for 78 points... As a junior in 2014, hit on 7-of-8 (.875) on his field goal attempts and all 35 of his extra points tries... Posted 49 total points in 2013 after nailing 8-of-12 (.667) field goals and 25-of-26 (.962) PATs.

**PERSONAL:** Lutz attended Northgate High School in Newnan, Ga., where he was a two-time all-county kicker by the Newman Times-Herald... Hit 9-of-11 field goals during his junior season, including a long of 43 yards and one game-winner... Made 5-of-8 tries as a senior, helping Northgate to an 11-1 record and region title... Also participated in soccer, where he was named all-county... Wil Lutz was born on July 7, 1994 in Newnan, Ga.

## LUZT'S GAME-WINNING KICKS (20)

Date	Opp.	Down/Tied	Distance	Time Left	Drive/T.O.P
10/6/16	vs. Carolina	38-38-, 4th	52 yards	0:11, 4th	11-41/2:47
11/19/17	vs. Washington	31-31, OT	28 yards	7:25, OT	3-51/1:29
9/16/18	vs. Cleveland	18-18, 4th	44 yards	0:21, 4th	6-49/0:55
11/4/18	vs. L.A. Rams	35-35, 4th	54 yards	6:28, 4th	9-40/3:25
9/9/19	vs. Houston	27-28, 4th	58 yards	0:00, 4th	6-35/0:37
9/29/19	vs. Dallas	9-10, 4th	26 yards	13:45, 4th	15-67/9:06
11/24/19	vs. Carolina	31-31, 4th	33 yards	0:00, 4th	11-65/1:56
10/12/20	vs. L.A. Chargers	27-27, OT	36 yards	10:08 OT	9-48/4:25
10/25/20	vs. Carolina	24-24, 4th	43 yards	7:59, 4th	13-50/7:13
11/1/20	at Chicago	23-23, OT	35 yards	6:36, OT	7-52/2:12
9/11/22	at Atlanta	24-26, 4th	51 yards	0:19, 4th	5-47/0:29
10/1/23	at Chicago	28-28 4th	51 yards	1:46, 4th	5-48/1:06
10/22/23	vs. Green Bay	16-17, 4th	52 yards	3:54, 4th	9-41/4:41
11/13/23	at Buffalo	21-22, 4th	36 yards	0:04, 4th	10-57/1:55
9/29/24	at N.Y. Jets	7-9, 4th	47 yards	8:59, 4th	8-41/4:39
12/2/24	vs. Cleveland	31-32, 4th	27 yards	2:57, 4th	11-61/6:03
10/12/25	at N.Y. Jets	10-11, 4th	27 yards	5:09, 4th	12-65/5:10
10/19/25	vs. N.Y. Giants	30-32, 4th	39 yards	0:02, 4th	4-56/0:37
11/2/25	at Houston	15-15, 4th	34 yards	0:03, 4th	6-48/0:50
11/16/25	vs. Kansas City	19-19, 4th	35 yards	0:03, 4th	10-68/2:59

## Transactions

Signed by Baltimore as a college free agent 5/6/16; Waived by Baltimore 8/30/16; Signed by New Orleans 9/6/16; Re-signed by New Orleans 3/13/19; Traded to Denver 8/29/23; Re-signed by Denver 3/12/24.



# UPDATED PLAYER BIOS



Wil Lutz's NFL Regular Season Kicking Statistics

DATE	TEAM	GP	FGM	FGA	PCT.	LG	XP	XPA	PCT.	BLK	PTS
2016	NO	16	28	34	82.4	57	49	50	98.0	2	133
2017	NO	16	31	36	86.1	53	47	50	94.0	0	140
2018	NO	16	28	30	93.3	54	52	53	98.1	1	136
2019	NO	16	32	36	88.9	58	48	49	98.0	0	144
2020	NO	16	23	28	82.1	53	57	58	98.3	0	126
2021	NO	0	0	0	0.0	0	0	0	0.0	0	0
2022	NO	17	23	31	74.2	60	33	33	100.0	2	102
2023	DEN	17	30	34	88.2	52	29	31	93.5	1	119
2024	DEN	17	31	34	91.2	55	46	46	100.0	1	139
2025	DEN	17	28	32	87.5	57	39	39	100.0	1	123
NFL TOTALS		148	254	295	86.1	60	400	409	97.8	8	1,162

Wil Lutz's NFL Postseason Kicking Statistics

DATE	TEAM	GP	FGM	FGA	PCT.	LG	XP	XPA	PCT.	BLK	PTS
2017	NO	2	2	3	66.7	57	7	7	100.0	0	13
2018	NO	2	5	6	83.3	45	4	4	100.0	0	19
2019	NO	1	2	3	66.7	49	2	2	100.0	0	8
2020	NO	2	2	3	66.7	42	5	5	100.0	0	11
2024	DEN	1	0	1	0.0	0	1	1	100.0	0	1
2025	DEN	1	4	4	100.0	50	3	3	100.0	0	15
NFL TOTALS		9	15	20	75.0	57	22	22	100.0	0	67

Wil Lutz's NFL Regular Season FIELD-GOAL ACCURACY Statistics

DATE	TEAM	1-19	PCT.	20-29	PCT.	30-39	PCT.	40-49	PCT.	50+	PCT.
2016	NO	1-1	100.0	7-7	100.0	9-11	81.8	8-8	100.0	3-7	42.9
2017	NO	0-0	0.0	10-10	100.0	4-5	80.0	13-16	81.3	4-5	80.0
2018	NO	1-1	100.0	5-5	100.0	9-9	100.0	11-12	91.7	2-3	66.7
2019	NO	1-1	100.0	9-9	100.0	6-6	100.0	13-15	86.7	3-5	60.0
2020	NO	0-0	0.0	5-6	83.3	10-10	100.0	7-9	77.8	1-3	33.3
2021	NO	0-0	0.0	0-0	0.0	0-0	0.0	0-0	0.0	0-0	0.0
2022	NO	0-0	0.0	6-6	100.0	9-11	81.8	4-8	50.0	4-6	66.7
2023	DEN	0-0	0.0	11-11	100.0	12-13	92.3	4-5	80.0	3-5	60.0
2024	DEN	0-0	0.0	2-2	100.0	13-14	92.9	11-11	100.0	5-7	71.4
2025	DEN	0-0	0.0	10-10	100.0	11-11	100.0	3-5	60.0	4-6	66.7
NFL TOTALS		3-3	100.0	65-66	98.5	83-90	92.2	74-89	83.1	29-47	61.7





## Wil Lutz's NFL Postseason FIELD-GOAL ACCURACY Statistics

DATE	TEAM	1-19	PCT.	20-29	PCT.	30-39	PCT.	40-49	PCT.	50+	PCT.
2017	NO	0-0	0.0	0-0	0.0	0-0	0.0	1-1	100.0	1-2	50.0
2018	NO	0-0	0.0	1-1	100.0	3-3	100.0	1-1	100.0	0-1	0.0
2019	NO	0-0	0.0	1-1	100.0	0-0	0.0	1-2	50.0	0-0	0.0
2020	NO	0-0	0.0	1-1	100.0	0-0	0.0	1-1	100.0	0-1	0.0
2024	DEN	0-0	0.0	0-0	0.0	0-0	0.0	0-0	0.0	0-1	0.0
2025	DEN	0-0	0.0	2-2	100.0	1-1	100.0	0-0	0.0	1-1	100.0
NFL TOTALS		0-0	0.0	5-5	100.0	4-4	100.0	4-5	80.0	2-6	33.3

### SINGLE-GAME HIGHS: KICKER

<b>Field Goals Made</b>	5 vs. Kansas City Chiefs, Nov 16, 2025 ...2 more at 5.	<b>Points</b>	17 at Las Vegas Raiders, Nov 24, 2024
<b>Field Goal Attempts</b>	5 vs. Kansas City Chiefs, Nov 16, 2025 ...3 more at 5.	<b>Special Teams Tackles</b>	1 vs. Atlanta Falcons, Nov 22, 2018 ...6 more at 1.
<b>Longest Field Goals Made</b>	60 vs. Minnesota Vikings, Oct 02, 2022	<b>Kickoff Average</b>	67.2 vs. New York Jets, Dec 17, 2017 ...1 more at 67.2.
<b>Longest Field Goal Attempts</b>	61 vs. Minnesota Vikings, Oct 02, 2022 ...1 more at 61.	<b>Extra Point Attempt Percentage</b>	100.0 vs. Dallas Cowboys, Oct 26, 2025 ...17 more at 100.0.
<b>PATs Made</b>	7 vs. Minnesota Vikings, Dec 25, 2020 ...2 more at 7.	<b>Field Goal Percentage</b>	100.0 vs. Los Angeles Chargers, Jan 04, 2026 ...14 more at 100.0.
<b>PAT Attempts</b>	7 vs. Minnesota Vikings, Dec 25, 2020 ...2 more at 7.	<b>Touchbacks</b>	9 vs. Minnesota Vikings, Dec 25, 2020

### SINGLE-GAME HIGHS - POSTSEASON: KICKER

<b>Field Goals Made</b>	4 vs. Buffalo Bills, Jan 17, 2026	<b>PAT Attempts</b>	4 vs. Carolina Panthers, Jan 07, 2018
<b>Field Goal Attempts</b>	4 vs. Buffalo Bills, Jan 17, 2026	<b>Points</b>	15 vs. Buffalo Bills, Jan 17, 2026
<b>Longest Field Goals Made</b>	57 vs. Carolina Panthers, Jan 07, 2018	<b>Kickoff Average</b>	65.0 vs. Tampa Bay Buccaneers, Jan 17, 2021 ...2 more at 65.0.
<b>Longest Field Goal Attempts</b>	58 at Minnesota Vikings, Jan 14, 2018	<b>Field Goal Percentage</b>	100.0 vs. Buffalo Bills, Jan 17, 2026
<b>PATs Made</b>	4 vs. Carolina Panthers, Jan 07, 2018	<b>Touchbacks</b>	6 vs. Carolina Panthers, Jan 07, 2018





## 2025 GAME-BY-GAME REGULAR-SEASON STATISTICS (DEN)

			FIELD GOALS				EXTRA POINTS						
DATE	OPPONENT		FGM	FGA	PCT	LG	XP	XPA	PCT	BLK	PTS	W/L	SCORE
09/07	TEN	P	2	2	100.0	39	2	2	100.0	0	8	W	20-12
09/14	at IND	P	0	1	0.0	0	4	4	100.0	0	4	L	28-29
09/21	at LAC	P	2	2	100.0	42	2	2	100.0	0	8	L	20-23
09/29	CIN	P	0	0	0.0	0	4	4	100.0	0	4	W	28-3
10/05	at PHI	P	2	2	100.0	55	1	1	100.0	0	7	W	21-17
10/12	at NYJ	P	2	2	100.0	57	1	1	100.0	0	7	W	13-11
10/19	NYG	P	1	1	100.0	39	2	2	100.0	0	5	W	33-32
10/26	DAL	P	1	1	100.0	42	5	5	100.0	0	8	W	44-24
11/02	at HOU	P	1	2	50.0	34	1	1	100.0	0	4	W	18-15
11/06	LV	P	1	2	50.0	32	1	1	100.0	0	4	W	10-7
11/16	KC	P	5	5	100.0	54	1	1	100.0	0	16	W	22-19
11/30	at WAS	P	2	2	100.0	33	3	3	100.0	0	9	W	27-26+
12/07	at LV	P	1	1	100.0	23	3	3	100.0	0	6	W	24-17
12/14	GB	P	0	0	0.0	0	4	4	100.0	0	4	W	34-26
12/21	JAX	P	2	3	66.7	54	2	2	100.0	0	8	L	20-34
12/25	at KC	P	2	2	100.0	30	2	2	100.0	0	8	W	20-13
01/04	LAC	P	4	4	100.0	41	1	1	100.0	0	13	W	19-3
<b>2025 TOTALS</b>		<b>17</b>	<b>28</b>	<b>32</b>	<b>87.5</b>	<b>57</b>	<b>39</b>	<b>39</b>	<b>100.0</b>	<b>0</b>	<b>123</b>	<b>14-3</b>	

+ - Overtime


## 2025 GAME-BY-GAME POSTSEASON STATISTICS (DEN)

			FIELD GOALS				EXTRA POINTS						
DATE	OPPONENT		FGM	FGA	PCT	LG	XP	XPA	PCT	BLK	PTS	W/L	SCORE
01/17	BUF	P	4	4	100.0	50	3	3	100.0	0	15	W	33-30+
<b>2025 TOTALS</b>		<b>1</b>	<b>4</b>	<b>4</b>	<b>100.0</b>	<b>50</b>	<b>3</b>	<b>3</b>	<b>100.0</b>	<b>0</b>	<b>15</b>	<b>1-0</b>	

+ - Overtime







69 T



## MIKE MCGLINCHEY

**HEIGHT/WEIGHT:** 6-8 / 310

**COLLEGE:** Notre Dame

**BIRTHDAY:** Jan. 12, 1995

**BORN:** Philadelphia, Pa.

**NFL EXPERIENCE:** 8th YR

**BRONCOS EXPERIENCE:** 3rd YR

**GP/GS:** 115/115

**ACQUIRED:** UFA (S.F.)-'23

### AT A GLANCE

- An eighth-year right tackle who has started in all 115 regular-season games and eight postseason games he appeared in for San Francisco (2018-22) and Denver (2023-25).
- Is 1-of-18 active tackles to have at least 100 career starts.
- In 2024, started all 13 games he played in during the regular season and one postseason contest, totaling 956 offensive and special-teams snaps.
- Named San Francisco's Ed Block Courage Award winner in 2022.
- Started all 17 regular-season games and three postseason games at RT for the 49ers in 2022 and helped the team reach the NFC Championship game for the second-consecutive year.
- Appeared in eight games (8 starts at RT) in 2021 before being placed on injured reserve (quadriceps) on Nov. 10.
- Started in all 16 games at RT, totaling 1,089 offensive snaps (99.5%) in 2020.
- Started all 12 regular-season games and three postseason contests he appeared in at RT and helped the 49ers reach Super Bowl LIV in 2019.
- Was named to the All-Rookie Team by the PFWA after starting all 16 games at RT in 2018.
- Made 51 appearances (39 starts) at Notre Dame (2013-17), helping the Irish to a 32-19 record from 2014-17.
- Was named first-team All American by the Associated Press in 2017 after starting all 13 games plays at LT and being part of a line that won the Joe Moore Award.
- Earned All-America second team honors from the Associated Press in 2016 after starting all 12 games at LT.
- Entered the NFL as a first-round draft pick (9th overall) by San Francisco on July 23, 2018.
- Signed by Denver as an unrestricted free agent on March 15, 2023.

**2025:** McGlinchey started all 17 games he played in at RT during the regular season... Made his 100th career start in Week 2 at Ind. (9/14).

**2024:** McGlinchey started all 13 games he played in at RT during the regular season and one postseason contest, totaling 956 offensive and special-teams snaps.

**2023:** McGlinchey started 16 games at RT for the Broncos... Made his first start at RT vs. L.V. (9/10).

**2022:** McGlinchey started all 17 games at RT for the 49ers, appearing in 94.4% (1,038) of all offensive snaps during the season... Also made three starts in the postseason, totaling 174 offensive snaps... Was named the 49ers' Ed Block Courage Award winner... Helped the 49ers win the NFC West Division and reach the NFC Championship game for the second straight year... Was on an offense that ranked fourth in yards per play (5.9), fifth in total yards (365.6 ypg), sixth in points (26.5 ppg) and eighth in rushing yards (138.8 ypg).

**2021:** McGlinchey appeared in eight games (8 starts at RT) before being placed on injured reserve (quadriceps) on Nov. 10... Played in 466 offensive snaps.

**2020:** McGlinchey started all 16 games at RT, totaling 1,089 offensive snaps (99.5%).

**2019:** McGlinchey started all 12 regular-season games and three postseason games he played in at RT... Helped the 49ers reach Super Bowl LIV vs. K.C. (2/2)... Was a part of an offense that ranked second in points (29.9 ppg) and rushing yards (144.1 ypg), fourth in total offense (381.1 ypg) and fifth in yards per play (6.0)... Made his first career postseason start vs. Min. (1/11).

**2018:** McGlinchey was named to the All-Rookie Team by the PFWA after starting all 16 games at RT... Was drafted in the first round (9th overall) by the 49ers... Played in 1,054 offensive snaps, the most among 49ers offensive linemen that season... Made his NFL debut and first career start at Min. (9/9).

**COLLEGE:** McGlinchey started 39-of-51 games he appeared in at Notre Dame... Was named team captain during the 2016 and '17 seasons... Named first-team All American by the Associated Press after starting all 13 games played at LT... The offensive line he was a part of won the Joe Moore Award that season, given annually to the best offensive line in college football... Earned second-team All-America honors in 2016



## UPDATED PLAYER BIOS



when he started all 12 games at LT... Started all 13 games played at RT during the 2015 season... Registered a blocked field goal and played in 13 games (1 start) in 2014.

**PERSONAL:** McGlinchey prepped at William Penn Charter School in Philadelphia... Was named first-team offensive lineman on the 2012 Pennsylvania Sports Writers AAAA All-State football team... Also named first-team offensive lineman on the Philadelphia Inquirer All-Southeastern Pennsylvania team and first-team offensive lineman on the Philadelphia Daily News All-City squad... Named captain as a senior in 2012... Began his high school career as a tight end, but changed to tackle... Also played basketball... Mike McGlinchey was born on Jan. 12, 1995, in Philadelphia.

### Transactions

Signed by San Francisco as a draft choice 7/23/18; Signed by Denver as an unrestricted free agent 3/16/23.

Mike McGlinchey's NFL Regular Season Statistics

DATE	TEAM	GP	GS
2018	SF	16	16
2019	SF	12	12
2020	SF	16	16
2021	SF	8	8
2022	SF	17	17
2023	DEN	16	16
2024	DEN	13	13
2025	DEN	17	17
NFL TOTALS		115	115

Mike McGlinchey's NFL Postseason Statistics

DATE	TEAM	GP	GS
2019	SF	3	3
2021	SF	0	0
2022	SF	3	3
2024	DEN	1	1
2025	DEN	1	1
NFL TOTALS		8	8





**38 RB**



## JALEEL MCLAUGHLIN

**HEIGHT/WEIGHT:** 5-9 / 183

**COLLEGE:** Youngstown State

**BIRTHDAY:** Sep. 10, 2000

**BORN:** Raleigh, N.C.

**NFL EXPERIENCE:** 3rd YR

**BRONCOS EXPERIENCE:** 3rd YR

**GP/GS:** 41/9

**ACQUIRED:** CFA-'23

### AT A GLANCE

- A third-year running back who appeared in 41 regular-season games (9 starts) and two postseason contests with the Broncos (2023-25), rushing 226 times for 1,093 yards (4.8 avg.) with three scores and catching 59 passes for 263 yards (4.5 avg.) with four touchdowns.
- Has totaled six rushes for 19 yards (3.2 avg.) and one reception in the postseason.
- Produced the third most rushing yards (906) and fourth-most scrimmage yards (1,142) by a Broncos' undrafted running back in his first two seasons.
- In 2024, started 5-of-16 regular-season games and totaled 113 carries for 496 yards (4.4 avg.) with one touchdown and also caught 24 passes for 76 yards (3.2 avg.) with two touchdowns.
- Totaled 8,161 yards on 1,259 carries (6.5 avg.) with 78 touchdowns as well as 66 receptions for 643 yards (9.7 avg.) with six scores in 56 games (53 starts) with Youngstown State (2020-22) and Notre Dame College (2018-19).
- Had the third-most rushing yards (1,588) in FCS on 227 rushing attempts (7.0 avg.) with 13 scores to earn first-team All-America and MVFC Offensive Player of the Year honors in 2022 with Youngstown State.
- Selected third-team All-America and first-team All-Missouri Valley Football Conference after totaling 1,139 yards on 175 carries (6.5 avg.) with 12 touchdowns in 10 starts in 2021.
- Was named second-team All-Missouri Valley and to the MVFC All-Newcomer Team in his first year with the Penguins after rushing 133 times for 691 yards (5.2 avg.) with five scores.
- Led NCAA DI in all-purpose yards (2,526), rushing yards (2,316), total touchdowns (33) and scoring (198) in 14 starts in 2019.
- Led the country in all-purpose yards (2,699) and rushing yards (2,421) in 14 games (13 starts) in 2018.
- Attended Forest Hills High School in Marshville, N.C. where he recorded 2,129 rushing yards on 269 carries (7.9 avg.) with 29 scores in his final two seasons while also winning state titles in basketball and track and field.
- Entered the NFL with Denver as a college free agent on May 12, 2023.

**2025:** McLaughlin appeared in eight regular-season games (1 start) and totaled 37 carries for 187 yards (5.1 avg.) with one touchdown while also catching four passes for 27 yards (6.8 avg.)... Recorded 19 yards on six carries (2.7 avg.) along with one touchdown vs. K.C. (11/16)... Recorded 22 yards on four carries (5.5 avg.) and one reception for nine yards at L.V. (12/7)... Returned one kickoff for 28 yards (28.0 avg.) vs. G.B. (12/14)... Recorded five rushing attempts for 37 yards (7.4 avg.) vs. Jac. (12/21)... Recorded seven rushing attempts for 40 yards (5.7 avg.) at K.C. (12/25)... Totaled six rushing attempts for 41 yards (6.8 avg.) along with one reception for 17 yards (17.0 avg.) vs. LAC (1/4)... Made his second NFL postseason appearance with Denver in the AFC Divisional Round vs. Buf. (1/17), recording four carries for 21 yards (5.3 avg.), along with returning three kickoffs for 59 yards (19.7 avg.).

**2024:** McLaughlin appeared in 16 regular-season games (5 starts) and totaled 113 carries for 496 yards (4.4 avg.) with one touchdown while also catching 24 passes for 76 yards (3.2 avg.) with two touchdowns... Recorded his first touchdown of the season in the Week 3 win at T.B. (9/22), totaling five rushes for seven yards (1.4 avg.) and caught one pass for seven yards.... Rushed nine times for 46 yards (5.1 avg.) in the 10-9 win at NYJ (9/29)... Rushed six times for 22 yards and caught three passes for three yards (1.0 avg.) with one touchdown vs. L.V. (10/6)... Recorded a team-high 47 rushing yards on eight carries (5.9 avg.) and caught a nine-yard touchdown pass vs. Car. (10/27)... Rushed 44 yards on seven carries (6.3 avg.) at L.V. (11/24)... Recorded a career-high 84 yds. on 14 carries (6.0 avg.) vs. Cle. (12/2)... Caught two passes for seven yards (3.5 avg.) and rushed 10 times for 69 yards (6.9 avg.) at Cin. (12/28), which was the third-most rushing yards in his career in a game... Made his NFL postseason debut in the AFC Wild Card Round at Buf. (1/12).

**2023:** McLaughlin appeared in 17 games (3 starts) with the Broncos after signing with the team as a college free agent... Rushed 76 times for 410 yards (5.4 avg.) with one score and caught 31 passes for 160 yards (5.2 avg.) with two touchdowns... His 410 rushing yards and 570 scrimmage yards were the fifth-most by a Broncos' undrafted rookie in a single season... Made his NFL debut vs. L.V. (9/10), catching one pass... Recorded his first career touchdown on a five-yard rush on the Broncos' first possession of the game vs. Was. (9/17)... Rushed five times for 15 yards (3.0 avg.) at Mia. (9/24)... Helped the Broncos climb from a 21-point deficit to defeat the Bears at Chi. (10/1), rushing seven times for a career-high 72 yards (10.3 avg.) in the game and also caught three passes for 32 yards (10.7 avg.), including an 18-yard touchdown pass from QB Russell Wilson... Recorded his third touchdown of the season after catching a 22-yard pass from Wilson while





# UPDATED PLAYER BIOS



also leading the team with nine rushes for 68 yards (7.6 avg.) vs. NYJ (10/8)... Rushed five times for 45 yards (9.0 avg.) in the win vs. G.B. (10/22)... Carried the ball six times for a team-high 37 yards (6.2 avg.) and also caught a team-high-tying four passes for 30 yards (7.5 avg.) vs. N.E. (12/24)... Rushed eight times for 44 yards (5.5 avg.) and also caught three passes for 18 yards (6.0 avg.) vs. LAC (12/31)... Rushed a career-high 16 carries for 39 yards (2.4) vs K.C. (1/5)...

**COLLEGE:** McLaughlin played at Youngstown State, where he totaled 3,424 yards on 536 carries (6.4 avg.) with 30 touchdowns in 28 games (16 starts) during his three seasons (2020-22) with the Penguins... Also caught 44 passes for 500 yards (11.4 avg.) with two touchdowns... Had the third-most rushing yards (1,588) in FCS on 227 rushing attempts (7.0 avg.) with 13 scores to earn first-team All-America and MVFC Offensive Player of the Year honors in 2022... Selected third-team All-America and first-team All-Missouri Valley Football Conference after totaling 1,139 yards on 175 carries (6.5 avg.) with 12 touchdowns in 10 starts in 2021... Was named second-team All-Missouri Valley and to the MVFC All-Newcomer Team in his first year with the Penguins after rushing 133 times for 691 yards (5.2 avg.) with five scores... Played two seasons at Notre Dame College (2018-19) prior to arriving at Youngstown State, where he started 27-of-28 games played and racked up 4,737 yards on 723 rushing attempts (6.6 avg.) with 48 scores... Led NCAA DII in all-purpose yards (2,526), rushing yards (2,316), total touchdowns (33) and scoring (198) while finishing with the second most rushing scores (30) in 14 starts in 2019... Led the country in all-purpose yards (2,699) and rushing yards (2,421) while ranking ninth in rushing touchdowns (18) and 10th in total scores (19) in 14 games (13 starts) in 2018... Set NCAA DII records for most single-season rushing yards by a freshman and most single-season all-purpose yards gained by a freshman (2,699).

**PERSONAL:** McLaughlin attended Forest Hills High School in Marshville, N.C. where he recorded 2,129 rushing yards on 269 carries (7.9 avg.) with 29 scores in his final two seasons... Was a member of a state championship basketball team and won two state titles in track and field... Was the 2A State Championship in the 200 meters and 400 meters in 2018... Was also part of the 4x100 and 4x200 state champion relay teams... Jaleel McLaughlin (pronounced muh-GLOFF-lin) was born on Sept. 13, 2000, in Raleigh, N.C.

## Transactions

Signed by Denver as a college free agent 5/12/23.

Jaleel McLaughlin's NFL Regular Season Rushing/Receiving Statistics

RUSHING									RECEIVING				
DATE	TEAM	GP	GS	NO.	YDS.	AVG.	LG	TD	NO.	YDS.	AVG.	LG	TD
2023	DEN	17	3	76	410	5.4	38	1	31	160	5.2	22t	2
2024	DEN	16	5	113	496	4.4	21	1	24	76	3.2	11	2
2025	DEN	8	1	37	187	5.1	16	1	4	27	6.8	17	0
NFL TOTALS		41	9	226	1,093	4.8	38	3	59	263	4.5	22T	4

Jaleel McLaughlin's NFL Postseason Rushing/Receiving Statistics

RUSHING									RECEIVING				
DATE	TEAM	GP	GS	NO.	YDS.	AVG.	LG	TD	NO.	YDS.	AVG.	LG	TD
2024	DEN	1	0	2	-2	-1.0	1	0	1	0	0.0	0	0
2025	DEN	1	0	4	21	5.3	13	0	0	0	0.0	0	0
NFL TOTALS		2	0	6	19	3.2	13	0	1	0	0.0	0	0

## SINGLE-GAME HIGHS: RUSHING/RECEIVING

**Rush Attempts** 16 vs. Kansas City Chiefs, Jan 05, 2025  
**Rushing Yards** 84 vs. Cleveland Browns, Dec 02, 2024  
**Rushing Average** 10.3 at Chicago Bears, Oct 01, 2023  
**Longest Runs** 38 vs. New York Jets, Oct 08, 2023  
**Rushing TDs** 1 vs. Kansas City Chiefs, Nov 16, 2025  
 ...2 more at 1.  
**Receptions** 5 at Seattle Seahawks, Sep 08, 2024  
 ...1 more at 5.  
**Receiving Yards** 32 at Chicago Bears, Oct 01, 2023  
**Receiving Average** 10.7 at Chicago Bears, Oct 01, 2023

**Longest Receptions** 22t vs. New York Jets, Oct 08, 2023  
**Receiving TDs** 1 vs. Las Vegas Raiders, Oct 06, 2024  
 ...2 more at 1.  
**All-Purpose Yards** 104 at Chicago Bears, Oct 01, 2023  
**Kickoff Return Yards** 28 vs. Green Bay Packers, Dec 14, 2025  
**Longest Kickoff Return** 28 vs. Green Bay Packers, Dec 14, 2025  
**Most TDs** 1 vs. Kansas City Chiefs, Nov 16, 2025  
 ...6 more at 1.  
**Scrimmage Yards** 104 at Chicago Bears, Oct 01, 2023





# UPDATED PLAYER BIOS



## SINGLE-GAME HIGHS - POSTSEASON: RUSHING/RECEIVING

**Rush Attempts**  
**Rushing Yards**  
**Longest Runs**  
**All-Purpose Yards**  
**Kickoff Returns**

4 vs. Buffalo Bills, Jan 17, 2026  
 21 vs. Buffalo Bills, Jan 17, 2026  
 13 vs. Buffalo Bills, Jan 17, 2026  
 80 vs. Buffalo Bills, Jan 17, 2026  
 3 vs. Buffalo Bills, Jan 17, 2026

**Kickoff Return Yards**  
**Longest Kickoff Return**  
**Kickoff Return Average**  
**Scrimmage Yards**

59 vs. Buffalo Bills, Jan 17, 2026  
 27 vs. Buffalo Bills, Jan 17, 2026  
 19.7 vs. Buffalo Bills, Jan 17, 2026  
 21 vs. Buffalo Bills, Jan 17, 2026

## 2025 GAME-BY-GAME REGULAR-SEASON STATISTICS (DEN)

DATE	OPPONENT	P/S	RUSHING					RECEIVING					W/L	SCORE
			NO.	YDS.	AVG.	LG	TD	NO.	YDS.	AVG.	LG	TD		
09/07	TEN							ON INACTIVE LIST					W	20-12
09/14	at IND							ON INACTIVE LIST					L	28-29
09/21	at LAC							ON INACTIVE LIST					L	20-23
09/29	CIN							ON INACTIVE LIST					W	28-3
10/05	at PHI							ON INACTIVE LIST					W	21-17
10/12	at NYJ	P	1	0	0.0	0	0	0	0	0.0	0	0	W	13-11
10/19	NYG							ON INACTIVE LIST					W	33-32
10/26	DAL							ON INACTIVE LIST					W	44-24
11/02	at HOU							ON INACTIVE LIST					W	18-15
11/06	LV							INACTIVE					W	10-7
11/16	KC	P	6	19	3.2	5	1	1	-5	-5.0	-5	0	W	22-19
11/30	at WAS	P	6	24	4.0	14	0	1	6	6.0	6	0	W	27-26+
12/07	at LV	P	4	22	5.5	11	0	1	9	9.0	9	0	W	24-17
12/14	GB	P	2	4	2.0	2	0	0	0	0.0	0	0	W	34-26
12/21	JAX	P	5	37	7.4	16	0	0	0	0.0	0	0	L	20-34
12/25	at KC	P	7	40	5.7	15	0	0	0	0.0	0	0	W	20-13
01/04	LAC	S	6	41	6.8	10	0	1	17	17.0	17	0	W	19-3
<b>2025 TOTALS</b>		<b>8-1</b>	<b>37</b>	<b>187</b>	<b>5.1</b>	<b>16</b>	<b>1</b>	<b>4</b>	<b>27</b>	<b>6.8</b>	<b>17</b>	<b>0</b>	<b>14-3</b>	

+ - Overtime

## 2025 GAME-BY-GAME POSTSEASON STATISTICS (DEN)

DATE	OPPONENT	P/S	RUSHING					RECEIVING					W/L	SCORE
			NO.	YDS.	AVG.	LG	TD	NO.	YDS.	AVG.	LG	TD		
01/17	BUF	P	4	21	5.3	13	0	0	0	0.0	0	0	W	33-30+
<b>2025 TOTALS</b>		<b>1-0</b>	<b>4</b>	<b>21</b>	<b>5.3</b>	<b>13</b>	<b>0</b>	<b>0</b>	<b>0</b>	<b>0.0</b>	<b>0</b>	<b>0</b>	<b>1-0</b>	

+ - Overtime





29 CB



## JA'QUAN MCMILLIAN

**HEIGHT/WEIGHT:** 5-10 / 183

**COLLEGE:** East Carolina

**BIRTHDAY:** Jun. 4, 2000

**BORN:** Winston-Salem, N.C.

**NFL EXPERIENCE:** 4th YR

**BRONCOS EXPERIENCE:** 4th YR

**GP/GS:** 51/16

**ACQUIRED:** CFA-'22

### AT A GLANCE

- A fourth-year cornerback who appeared in 51 regular-season games (16 starts) with the Broncos from 2022-25, posting 194 tackles (144 solo), seven sacks (54.0 yds.), six interceptions (119.0 yds., 2 TD), 22 passes defended, five forced fumbles and two fumble recoveries.
- Made five tackles (3 solo) and tallied one interception and one pass defended in two postseason games (2 starts) with Denver (2024-25).
- Has accumulated seven sacks (54 yds.) in his career, which is the fifth-most by an undrafted cornerback in NFL history.
- Became the fourth undrafted player in team history to return multiple interceptions for a touchdown in a career.
- Started 9-of-17 games played in 2024, totaling 81 tackles (61 solo), one sack (14 yds.), two interceptions (44 yds., 1 TD), 10 passes defended and one forced fumble.
- In 2024, tallied the second-most tackles (81) and tied for the eighth-most passes defended (10) by an undrafted Broncos cornerback in a season since 1991.
- Was one-of-three cornerbacks in team history (Ray Crockett, 1994; Darrent Williams, 2006) to recover two fumbles and intercept two passes in a single season in 2023.
- His seven tackles for loss in 2023 were the most by a Broncos' defensive back in team history and tied for the fourth most by any NFL cornerback in a single season.
- Totaled 50 tackles (37 solo), two sacks (15 yds.), two interceptions (14 yds.), five passes defended, two forced fumbles and two fumble recoveries in 2023.
- Started 29-of-33 games played in his three seasons (2019-21) with East Carolina University, totaling 127 tackles (97 solo), 12 interceptions (125 yds., 1 TD), 23 passes defended, two forced fumbles and two fumble recoveries.
- Named second-team All-AAC in 2021 after starting all 12 games played, notching 56 tackles (38 solo), five interceptions (42 yds., 1 TD), 11 passes defended, one forced fumble and two fumble recoveries.
- Started 5-of-9 games played in 2020, posting 33 tackles (27 solo), four interceptions (31 yds.) and three passes defended.
- Started all 12 games played in 2019, totaling 38 tackles (32 solo), three interceptions (52 yds.), nine passes defended and one forced fumble.
- Prepped at West Forsyth High School in Winston-Salem, N.C., collected 22 interceptions and two INT-TDs and named to the Winston-Salem Journal All-Northwest Area team on three occasions and was a four-time All-Central Piedmont performer.
- Signed by the Broncos as a college free agent on May 13, 2022.

**2025:** McMillian appeared in all 17 regular-season games (3 starts) and started one postseason game this season for Denver, totaling 56 tackles (40 solo), two interceptions (61 yds.), one interception return touchdown, nine passes defended, a career-high 4.0 sacks (25.0 yds.), two forced fumbles and five tackles for loss... Recorded a strip sack (2 yds.) of Titans QB Cam Ward (recovered by CB Jahdae Barron) to seal the game as the cornerback also tallied two tackles (1 solo) vs. Ten. (9/7)... Marked his third career strip sack... Added his second forced fumble of the season and fifth of his career at LAC (9/21) of Chargers RB Omarion Hampton while racking up five tackles (4 solo)... Added his second sack of the season at Phi. (10/5), bringing down Eagles QB Jalen Hurts (3 yds.) on third down in the fourth quarter to force a punt while totaling four tackles (3 solo) and a pass defended... His quarterback takedown marked the fifth sack of his career, the most by a Broncos' undrafted defensive back in team history... Registered a pair of passes defended in the win vs. Dal. (10/26)... Shined in the win vs. K.C. (11/16) with six tackles (5 solo), two sacks (20 yds.), his first interception of the season (16 yds.) and one pass defended... Became the first Broncos' cornerback—and just the sixth cornerback in the NFL since 1989—to record at least two sacks and one interception in a game... Recorded a season-high six tackles (4 solo) for the second consecutive game while tallying one pass defended at Was. (11/30)... Recorded five tackles (4 solo) and one tackle-for-loss vs. Jac. (12/21)... Intercepted a deflected pass from Chargers QB Trey Lance and returned it for a 45-yard touchdown for his second career pick-six vs. LAC (1/4) while finishing the contest with six tackles (4 solo) and two passes defended... Appeared in the AFC Divisional Round Playoff vs. Buf. (1/17) and snatched in his first career postseason interception from Bills QB Josh Allen in overtime while also registering a tackle for loss and a pass defended.

**2024:** McMillian appeared in 17 games (9 starts) for Denver, totaling 81 tackles (61 solo), one sack (14 yds.), four tackles for loss, two





interceptions (44 yds., 1 TD) and 10 passes defended... His 81 tackles were the second most by an undrafted Broncos cornerback in a season since 1991 while his 10 passes defended were tied for the eighth most among undrafted players at his position in team annals... Recorded a single-game career-high nine tackles (8 solo) at T.B. (9/22)... Tallied six tackles (4 solo), including one tackle for loss, while adding one pass defended at NYJ (9/29)... Totaled five solo tackles and one pass defended vs. L.V. (10/6)... Recorded six solo tackles and one strip sack (14 yds.) of Saints QB Spencer Rattler (recovered by ILB Cody Barton and returned for a touchdown) at N.O. (10/17)... Tallied three tackles (2 solo) and intercepted Panthers QB Bryce Young in the end zone for a touchback in the fourth quarter vs. Car. (10/27)... Tied his career high and led the team with nine tackles (5 solo) and one pass defended vs. Atl. (11/17)... Notched a career-high four passes defended, including a fourth-quarter 44-yard interception return touchdown to seal the victory vs. Cle. (12/2)... Recorded seven tackles (6 solo) and one quarterback hit at Cin. (12/28)... Tallied three tackles (3 solo), one tackle for loss and one pass defended vs. K.C. (1/5)... In first career postseason contest, recorded four tackles (2 solo) at Buf. (1/12) in the AFC Wild Card Playoff.

**2023:** McMillian totaled 50 tackles (37 solo), two sacks (15 yds.), two interceptions (14 yds.), five passes defended, two forced fumbles and two fumble recoveries... Totaled six tackles (3 solo) in the 21-point comeback win at Chi. (10/1)... Tallied seven tackles—including having three tackles for loss—and recorded his first career pass defended at K.C. (10/12)... Recorded his first career interception (5 yds.) off Chiefs QB Patrick Mahomes while also producing six tackles (5 solo), two tackles for loss and one pass defended in the win vs. K.C. (10/29)... Became the first Broncos defensive back since Pro Football Hall of Fame CB Champ Bailey in 2004 to produce two or more tackles for loss in multiple games of a season... Was also the first Broncos defensive back since Bailey in 2004 (at N.O., 11/21) to have at least two tackles for loss and an interception in a game... Recorded his first career forced fumble and fumble recovery after stripping the ball from Bills RB James Cook on the first play of the game at Buf. (11/13)... Became the third Broncos cornerback in team history to record two fumble recoveries and two interceptions in a season after intercepting a pass, recovering one fumble and making two tackles (1 solo) in the win vs. Min. (11/19)... Made five tackles (3 solo) in the win vs. Cle. (11/26)... Recorded his first career sack on Texans QB CJ Stroud for a five-yard loss while also forcing one fumble and made two tackles (1 solo) at Hou. (12/3)... Became the first Broncos cornerback since CB Ray Crockett in 1996 to record sacks in back-to-back games after totaling one sack (10 yds.), five solo tackles and one pass defended at LAC (12/10).

**2022:** McMillian started one game with the Broncos during his rookie season, posting 7 tackles (6 solo) in Week 18 vs. LAC (1/8)... Spent Weeks 1-17 competing on Denver's practice squad.

**COLLEGE:** McMillian started 29-of-33 games played in his three seasons (2019-21) at East Carolina University... Totaled 127 tackles (97 solo), 12 interceptions (125 yds., 1TD), 23 passes defended, two forced fumbles and two fumble recoveries during his collegiate career... Started all 12 games played in 2021, notching 56 tackles (38 solo), five interceptions (42 yds., 1 TD), 11 passes defended, one forced fumble and two fumble recoveries... Selected as a semifinalist for the Jim Thorpe Award, which is an honor bestowed upon the nation's top defensive back... Named second-team All-AAC and was selected to five All-America teams following his final season... Opened 5-of-9 games played in 2020, posting 33 tackles (27 solo), four interceptions (31 yds.) and three passes defended... Tallied 38 tackles (32 solo), three interceptions (52 yds.), nine passes defended and one forced fumble while starting all 12 games played in 2019.

**PERSONAL:** McMillian prepped at West Forsyth High School in Winston-Salem, N.C., where he earned six letters as a three-sport athlete... Named to the Winston-Salem Journal All-Northwest Area team on three occasions and was a four-time All-Central Piedmont performer... Named West Forsyth Male Athlete of the Year as a junior... Collected 22 interceptions and two INT-TDs in high school... Also competed in basketball and track... Ja'Quan McMillian was born on June 4, 2000, in Winston-Salem, N.C.

## Transactions

Signed by Denver as a college free agent 5/13/22.

Ja'Quan McMillian's NFL Regular Season Defensive Statistics

				TACKLES								INTERCEPTIONS					O. FUMB				ST				MISC		
DATE	TEAM	GP	GS	TK	S	A	TFL	YDS	SK	YDS	QBH	NO	YDS	LG	TD	PD	FF	FR	TD	YDS	TK	S	A	FF	FR	S	A
2022	DEN	1	1	7	6	1	0	0	0.0	0.0	0	0	0	0	0	0	0	0	0	0	0	0	0	0	0	0	0
2023	DEN	16	3	50	37	13	7	33	2.0	15.0	3	2	14	9	0	4	2	2	0	5	1	0	1	0	0	0	0
2024	DEN	17	9	81	61	20	4	26	1.0	14.0	2	2	44	44t	1	10	1	0	0	0	0	0	0	0	0	0	0
2025	DEN	17	3	56	40	16	5	30	4.0	25.0	4	2	61	45t	1	9	2	0	0	0	0	0	0	0	0	0	0
NFL TOTALS		51	16	194	144	50	16	89	7.0	54.0	9	6	119	45T	2	23	5	2	0	5	1	0	1	0	0	0	0

Ja'Quan McMillian's NFL Postseason Defensive Statistics

				TACKLES								INTERCEPTIONS					O. FUMB				ST					MISC	
DATE	TEAM	GP	GS	TK	S	A	TFL	YDS	SK	YDS	QBH	NO	YDS	LG	TD	PD	FF	FR	TD	YDS	TK	S	A	FF	FR	S	A
2024	DEN	1	1	4	2	2	0	0	0.0	0.0	0	0	0	0	0	0	0	0	0	0	0	0	0	0	0	0	0
2025	DEN	1	1	1	1	0	1	4	0.0	0.0	0	1	0	0	0	1	0	0	0	0	0	0	0	0	0	0	0
NFL TOTALS		2	2	5	3	2	1	4	0.0	0.0	0	1	0	0	0	1	0	0	0	0	0	0	0	0	0	0	0



UPDATED PLAYER BIOS



SINGLE-GAME HIGHS: DEFENSIVE

Total Tackles	9 vs. Atlanta Falcons, Nov 17, 2024 ...1 more at 9.	Forced Fumbles	1 at Los Angeles Chargers, Sep 21, 2025 ...4 more at 1.
Solo Tackles	8 at Tampa Bay Buccaneers, Sep 22, 2024	Tackles For Loss	3 at Kansas City Chiefs, Oct 12, 2023
Sacks	2.0 vs. Kansas City Chiefs, Nov 16, 2025	Interceptions	1 vs. Cleveland Browns, Dec 02, 2024 ...3 more at 1.
Passes Defensed	4 vs. Cleveland Browns, Dec 02, 2024	Interception Return Yards	44 vs. Cleveland Browns, Dec 02, 2024

SINGLE-GAME HIGHS - POSTSEASON: DEFENSIVE

Total Tackles	4 at Buffalo Bills, Jan 12, 2025	Passes Defensed	1 vs. Buffalo Bills, Jan 17, 2026
Solo Tackles	2 at Buffalo Bills, Jan 12, 2025	Interceptions	1 vs. Buffalo Bills, Jan 17, 2026

2025 GAME-BY-GAME REGULAR-SEASON STATISTICS (DEN)

			TACKLES								INTERCEPTIONS					O. FUMB				ST				MISC				
DATE	OPPONENT	P/S	TK	S	A	SK	YDS	TFL	YDS	QBH	NO	YDS	LG	TD	PD	FF	FR	TD	YDS	TK	S	A	FF	FR	S	A	W/L	SCORE
09/07	TEN	P	2	1	1	1.0	2.0	1	2	1	0	0	0	0	0	1	0	0	0	0	0	0	0	0	0	0	W	20-12
09/14	at IND	P	2	1	1	0.0	0.0	0	0	0	0	0	0	0	0	0	0	0	0	0	0	0	0	0	0	0	L	28-29
09/21	at LAC	P	5	4	1	0.0	0.0	0	0	0	0	0	0	0	0	1	0	0	0	0	0	0	0	0	0	0	L	20-23
09/29	CIN	P	4	1	3	0.0	0.0	0	0	0	0	0	0	0	0	0	0	0	0	0	0	0	0	0	0	0	W	28-3
10/05	at PHI	S	4	3	1	1.0	3.0	1	3	1	0	0	0	0	1	0	0	0	0	0	0	0	0	0	0	0	W	21-17
10/12	at NYJ	P	4	3	1	0.0	0.0	0	0	0	0	0	0	0	0	0	0	0	0	0	0	0	0	0	0	0	W	13-11
10/19	NYG	P	4	3	1	0.0	0.0	0	0	0	0	0	0	0	1	0	0	0	0	0	0	0	0	0	0	0	W	33-32
10/26	DAL	P	0	0	0	0.0	0.0	0	0	0	0	0	0	0	2	0	0	0	0	0	0	0	0	0	0	0	W	44-24
11/02	at HOU	P	2	2	0	0.0	0.0	0	0	0	0	0	0	0	1	0	0	0	0	0	0	0	0	0	0	0	W	18-15
11/06	LV	S	2	2	0	0.0	0.0	0	0	0	0	0	0	0	0	0	0	0	0	0	0	0	0	0	0	0	W	10-7
11/16	KC	S	6	5	1	2.0	20.0	2	20	2	1	16	16	0	1	0	0	0	0	0	0	0	0	0	0	0	W	22-19
11/30	at WAS	P	6	4	2	0.0	0.0	0	0	0	0	0	0	0	1	0	0	0	0	0	0	0	0	0	0	0	W	27-26+
12/07	at LV	P	2	1	1	0.0	0.0	0	0	0	0	0	0	0	0	0	0	0	0	0	0	0	0	0	0	0	W	24-17
12/14	GB	P	2	2	0	0.0	0.0	0	0	0	0	0	0	0	0	0	0	0	0	0	0	0	0	0	0	0	W	34-26
12/21	JAX	P	5	4	1	0.0	0.0	1	5	0	0	0	0	0	0	0	0	0	0	0	0	0	0	0	0	0	L	20-34
12/25	at KC	P	0	0	0	0.0	0.0	0	0	0	0	0	0	0	0	0	0	0	0	0	0	0	0	0	0	0	W	20-13
01/04	LAC	P	6	4	2	0.0	0.0	0	0	0	1	45	45	1	2	0	0	0	0	0	0	0	0	0	0	0	W	19-3
2025 TOTALS		17-3	56	40	16	4.0	25.0	5	30	4	2	61	45T	1	9	2	0	0	0	0	0	0	0	0	0	0	14-3	

+ - Overtime


2025 GAME-BY-GAME POSTSEASON STATISTICS (DEN)

			TACKLES								INTERCEPTIONS					O. FUMB				ST				MISC				
DATE	OPPONENT	P/S	TK	S	A	SK	YDS	TFL	YDS	QBH	NO	YDS	LG	TD	PD	FF	FR	TD	YDS	TK	S	A	FF	FR	S	A	W/L	SCORE
01/17	BUF	S	1	1	0	0.0	0.0	1	4	0	1	0	0	0	1	0	0	0	0	0	0	0	0	0	0	0	W	33-30+
2025 TOTALS		1-1	1	1	0	0.0	0.0	1	4	0	1	0	0	0	1	0	0	0	0	0	0	0	0	0	0	0	1-0	

+ - Overtime







77 G



## QUINN MEINERZ

**HEIGHT/WEIGHT:** 6-3 / 320

**BIRTHDAY:** Nov. 15, 1998

**NFL EXPERIENCE:** 5th YR

**GP/GS:** 79/73

**COLLEGE:** Wisconsin-Whitewater

**BORN:** Hartford, Wis.

**BRONCOS EXPERIENCE:** 5th YR

**ACQUIRED:** D3a-'21

### AT A GLANCE

- A fifth-year All-Pro guard who started 73-of-79 regular-season games and two postseason contests for Denver from 2021-25.
- Earned his first career Pro Bowl nod in 2025, becoming 15th the fifth guard in team history—and first since Louis Vasquez in 2013—to be named to the all-star game.
- Became the fifth Broncos offensive lineman—and first offensive lineman since guard Louis Vasquez in 2013—to be named first-team All-Pro by the AP.
- Named a team captain for the 2024 and '25 seasons.
- In 2024, started all 17 games played in the regular season and one postseason contest, totaling 1,214 offensive and special-teams snaps.
- Became the first offensive lineman since guard Louis Vasquez in 2013 to be named first-team All-Pro by the AP and the fifth Broncos offensive lineman to be named first team in club history.
- Played in 1,037-of-1,072 offensive snaps (96.7%) and started all 17 games at right guard for the Broncos in 2023.
- Started all 13 games played at RG during the 2022 season, totaling 752 offensive snaps and allowing only three sacks on 479 pass-blocking snaps.
- Appeared in 15 games (9 starts) (8 at RG; 1 at LG) during his rookie campaign in 2021.
- Appeared in 31 games (29 starts) over three seasons (2017-19) at the University of Wisconsin-Whitewater.
- Became the fifth Division-III player to be selected in the top 100 of an NFL draft.
- Started all 15 games in 2019, helping the Warhawks lead the Wisconsin Intercollegiate Athletic Conference in rushing (195.7 ypg) and first downs (310), while averaging 30.1 points and 376.7 yards per game.
- Earned All-Wisconsin Intercollegiate Athletic Conference, Associated Press and American Football Coaches Association first-team honors in 2019.
- Opened all 14 games in 2018, helping an offensive line that led the WIAC in scoring (39.2 ppg), rushing (240.5 ypg) and total offense (435.8 ypg), while ranking in the top 25 in scoring, first downs (260) and passing yards per completion (15.1).
- Played two games during his true freshman season at Wisconsin-Whitewater in 2017, earning WIAC Scholastic Honor Roll honors.
- Prepped at Hartford Union High School in Hartford, Wisc., where he competed in football, track & field and wrestling, while earning honorable mention all-state for offensive and defensive linemen.
- Selected by the Broncos in the third round (98th overall) of the 2021 NFL Draft.

**2025:** Meinerz started all 17 regular-season games at right guard and was named first-team All-Pro by the Associated Press for the second time.

**2024:** Meinerz was named first-team All-Pro by the Associated Press for the first time in his career after starting all 17 regular-season games and one postseason at right guard... Became the fifth Broncos offensive lineman and first offensive lineman since guard Louis Vasquez in 2013 to be named first-team All-Pro by the AP... Appeared in 1,214 offensive and special-teams snaps in the regular-season and postseason.

**2023:** Meinerz started all 17 games at right guard for the Broncos, totaling 1,037-of-1,072 offensive snaps (96.7%) for the team.

**2022:** Meinerz started all 13 games played at RG, totaling 752 offensive snaps and allowing only three sacks on 479 pass-blocking snaps... Did not play or was inactive from Weeks 2-5.

**2021:** Meinerz, who was selected by the Broncos in the third round (98th overall), appeared in 15 games (9 starts) (8 at RG; 1 at LG) during his rookie campaign... Made his NFL debut in a reserve role vs. NYJ (9/26)... Made first career start and opened the game at left guard vs. Bal. (10/3)... Collected second career start and opened his first career game at right guard vs. Phi. (11/14)... Started the final eight games of the season at right guard.

**COLLEGE:** Meinerz's 2020 collegiate season was canceled due to the COVID-19 pandemic... Started all 15 games played for the University of Wisconsin-Whitewater in 2019, earning All-Wisconsin Intercollegiate Athletic Conference, Associated Press and American Football Coaches Association first-team honors... Helped the Warhawks lead the WIAC in rushing (195.7 ypg) and first downs (310), while averaging 30.1



## UPDATED PLAYER BIOS



points and 376.7 yards per game... Aided the team in advancing to Stagg Bowl XLVII, the Division-III national championship game... Won the team's Glen Wills Offensive Lineman Award along with the Most Valuable Player award... Named to WIAC Scholastic Honor Roll... Opened all 14 games for the Warhawks during his sophomore season in 2018... Named first-team All-Wisconsin Intercollegiate Athletic Conference and was a National Strength and Conditioning Association All-American for his commitment to strength and conditioning... Helped the team lead the conference in scoring (39.2 ppg), rushing (240.5 ypg) and total offense (435.8 ypg), while ranking in the top 25 in scoring, first downs (260) and passing yards per completion (15.1)... Played two games during his true freshman season in 2017... Named to the WIAC Scholastic Honor Roll.

**PERSONAL:** Meinerz attended Hartford Union High School in Hartford, Wisc., where he was named honorable mention all-state for offensive and defensive linemen during his tenure... Competed in football, track & field and wrestling... Participated in the 2021 Senior Bowl... Quinn Meinerz (pronounced: minors) was born on Nov. 15, 1998, in Hartford, Wisc.

### Transactions

Signed by Denver as a draft choice 7/24/21.


#### Quinn Meinerz's NFL Regular Season Statistics

DATE	TEAM	GP	GS
2021	DEN	15	9
2022	DEN	13	13
2023	DEN	17	17
2024	DEN	17	17
2025	DEN	17	17
NFL TOTALS		79	73

#### Quinn Meinerz's NFL Postseason Statistics

DATE	TEAM	GP	GS
2024	DEN	1	1
2025	DEN	1	1
NFL TOTALS		2	2





19 WR



## MARVIN MIMS JR.

HEIGHT/WEIGHT: 5-11/184

COLLEGE: Oklahoma

BIRTHDAY: Mar. 19, 2002

BORN: Frisco, Texas

NFL EXPERIENCE: 3rd YR

BRONCOS EXPERIENCE: 3rd YR

GP/GS: 48/13

ACQUIRED: D2-'23

### AT A GLANCE

- A third-year wide receiver who is the second player in team history to be named an All-Pro by the Associated Press in each of his first two seasons in the NFL, joining OLB Von Miller
- Became the second player in team history to be named an All-Pro by the Associated Press multiple times as a returner.
- Appeared in 48 regular-season games (13 starts) for the Broncos (2023-25), catching 98 passes for 1,202 yards (12.3 avg.) with eight touchdowns and rushing 34 times for 150 yards (4.4 avg.) with one touchdown.
- Played in two postseason contests with Denver (2024-2025), catching 10 receptions for 105 yards (10.5 avg) with one touchdown and rushing twice for one yard (0.5 avg.), along with returning two kickoffs for 50 yards (25.0 avg.)
- Had also returned 47 kickoffs for 1,249 yards (26.6 avg.) with one touchdown and 74 punts for 1,172 yards (15.8 avg.) with one touchdown.
- In 2024, started 2-of-17 regular-season games and totaled 39 receptions for 503 yards (12.9 avg) and six touchdowns while also totaling 13 rushes for 42 yards (3.2 avg).
- Became the first Bronco since 1982 to lead the NFL in punt return average in 2024, returning 26 punts for 408 yards (15.7 avg.) to earn first-team All-Pro honors from the AP as a punt returner.
- Totaled 709 return yards during his rookie season in 2023, the most by a Broncos' rookie since WR Eddie Royal (740) in 2008.
- Appeared in 37 games (24 starts) at the University of Oklahoma (2020-22), recording 123 receptions for 2,398 yards (19.5 avg.) with 20 touchdowns.
- Rushed five times for 35 yards (7.0 avg.) and also returned 33 punts for 391 yards (11.8 avg.) and three kickoffs for 70 yards (23.3 avg.).
- Was named first-team All-Big 12 by the conference coaches and second-team All-Big 12 by the Associated Press in 2022 after leading the Sooners with 54 catches for 1,083 yards (20.1 avg.) with six scores in 13 games (12 starts).
- Started 11-of-13 games played in 2021, leading the team with 705 yards on 32 catches (22.0 avg.) with five touchdowns to earn All-Big 12 honorable mention accolades.
- Was named second-team All-Big 12 by the league's coaches and media after playing in 11 games (1 start) and leading the team with 610 yards on 37 receptions (16.5 avg.) with nine scores in 2020.
- Became the first Oklahoma wide receiver to earn FWAA Freshman All-America status and also received Freshman All-America honors from The Athletic and ESPN.
- Selected by the Broncos in the second round (63rd overall) of the 2023 NFL Draft.

**2025:** Mims Jr. appeared in 15 games (4 starts) during the regular-season, recording 37 receptions for 322 yards (8.7 avg.) with one touchdown along with 12 carries for 78 yards (6.5 avg.) with one touchdown, while also returning 25 kickoffs for 658 yards and 29 punts for 21 yards with one touchdown... Returned three kickoffs for 82 yards (27.3 avg.) along with four punts for 47 yards (11.8) in the season opener vs. Ten. (9/7)... Returned two kickoffs for 52 yards (23.3 avg.) along with two receptions for 24 yards (12.0 avg.) with one touchdown at Ind. (9/14)...Returned four kickoffs for 114 yards (28.5 avg.) along with two punt returns for 56 yards (28.0 avg.) at LAC (9/21), recorded the most return yards (170) by a Bronco in a game since WR Eric Decker in 2010... Recorded six receptions for 69 yards (11.5 avg.) in addition to a 16-yard rushing touchdown—his first career rushing score—vs. Cin (9/29)...Recorded two receptions for 10 yards (5.0 avg.) along with four punt returns for 42 yards (10.5 avg.) at Phi. (10/5)... Returned four kickoffs for 104 yards (26.0 avg.) along with two punt returns for 11 yards (5.5 avg.) at NYJ (10/12)... Also recorded two receptions for 30 yards (15.0 avg.) against the Jets to eclipse the 1,000 career receiving yards mark... Returned two punt returns for 29 yards (14.5 avg.) along with six receptions for 85 yards (14.2 avg.) and one rushing attempt for 13 yards (13.0 avg.) vs. NYG. (10/19)... Set a new career high with 101 punt return yards vs. K.C. (11/16), the most punt return yards by a Bronco in a game since WR Trindon Holliday (121) in 2013... Returned two kickoffs for 39 yards (19.5 avg.) along with one punt return for 48 yards (48.0 avg.) with one touchdown at L.V. (12/7)... His punt return score was the first by a Bronco since WR Diontae Spencer in 2020... Recorded four receptions for 29 yards (7.3 avg.) along with one kickoff return for 37 yards (37.0 avg.) vs. G.B. (12/14)... Has recorded the fifth-most rushing yards by a receiver in the NFL this season... Recorded three receptions for 26 yards (8.7 avg.) along with three kickoff returns for 69 yards (23.0 avg.) and two punt returns for 14 yards (7.0 avg.) vs. Jac. (12/21)... Returned two punt returns for 36 yards (18.0 avg) vs. LAC (1/4)... In the AFC Divisional Round vs. Buf. (1/17), recorded eight







receptions for 93 yards (11.6 avg.) with his first career postseason touchdown catch and also returned two kickoffs for 50 yards (25.0 avg.).

**2024:** Mims Jr. was named first-team All-Pro by the Associated Press as a punt returner, becoming the second player in team history to be named an All-Pro in each of his first two seasons... Also became just the second player in team annals to be named All-Pro multiple times as a returner by the AP... Appeared in 17 regular-season games (2 starts) with one postseason contest, totaling 39 receptions for 503 yards (12.9 avg) with six touchdowns while also totaling 13 rushes for 42 yards (3.2 avg)... Also returned 26 punts for 408 yards (15.7 avg.), becoming the first Bronco since 1982 to lead the league in punt return average... Returned three kickoffs for 69 yards (23.0 avg.) and five punts for 47 yards (9.4 avg.) in the season opener at Sea. (9/8)... His 116 total return yards were the most by a Bronco in a Week 1 matchup since former Broncos WR Eric Decker (128) in 2011 (vs. Oak., 9/12)... Rushed once for 17 yards and caught one pass for seven yards along with returning two punts for 54 yards (27.0 avg.) vs. L.V. (10/6)... Totaled 110 all-purpose yards vs. Atl. (11/17), returning three punts for 57 yards (19.0 avg.), catching two passes for 49 yards (24.5 avg.) and rushing three times for four yards (1.3 avg.)... He also recorded his first touchdown of the season after carrying the ball 12 yards on a screen versus the Falcons... Caught three passes for 44 yards (14.7 avg.) in the win at L.V. (11/24)... Recorded his second career 100-yard performance after catching three passes for 105 yards (25.0 avg.) with one touchdown vs. Cle. (12/2)... His 93-yard touchdown connection with QB Bo Nix against Cleveland was tied for the fourth-longest touchdown in team history... Recorded a career-high 97 yards (32.3 avg.) on three punt returns in the win vs. Ind (12/15)... Caught three passes for 62 yards (20.7 avg.) at LAC (12/19)... Tallied his third career 100-yard performance at Cin. (12/28), finishing the contest with eight catches for 103 yards (12.9 avg.) with a career-high two touchdowns... Caught a 51-yard touchdown pass from QB Bo Nix in the contest to tie the game at 17-17 in the fourth quarter... It was Mims' second 50-yard touchdown reception of the season, tying him for the second-most such catches by a Bronco since at least 2004... Recorded his second consecutive game with multiple receiving touchdowns vs K.C. (1/5), becoming the first Bronco since former Broncos TE Julius Thomas in 2014 to have back-to-back games with at least two touchdown catches... Made his NFL postseason debut in the AFC Wild Card Round at Buf. (1/12), catching two passes for 12 yards (6.0 avg.).

**2023:** Mims Jr. became the second Broncos' rookie in team history to be selected to the Pro Bowl and Associated Press All-Pro team same season... Caught 22 passes for 377 yards (17.1 avg.) with one touchdown and rushed nine times for 30 yards (3.3 avg.) during his rookie season... Also returned 15 kickoffs for 397 yards (26.5 avg.) with one touchdown and 19 punts for 312 yards (16.4 avg.)... His 709 return yards were the most by a Broncos' rookie since WR Eddie Royal (740) in 2008... Made his NFL debut in the season opener vs. L.V. (9/10), catching two passes for nine yards (4.5 avg.) and returning two kickoffs for 55 yards (27.5 avg.)... His 55 kickoff return yards were the most by a Bronco in a Week 1 game since CB Perrish Cox's 62 in 2010 (at Jac., 9/12)... It was also the most kickoff return yards by a Broncos rookie since WR Tyrie Cleveland's 77 yards in 2020 (at K.C., 12/6)... Caught two passes for 113 yards (56.5 avg.), including his first NFL touchdown of 60 yards from QB Russell Wilson, vs. Was. (9/17)... Also rushed twice for 10 yards (5.0 avg.) and returned one punt for 45 yards (45.0 avg.)... With catches of 60 and 53 yards, became the first Bronco rookie since the AFL-NFL merger to record multiple catches of 50+ yards in the same game... Also became the first Bronco rookie and eighth NFL rookie since 1998 to record three plays of 45 or more yards in a single game with his catches of 53 and 60 yards and punt return of 45 yards... Caught three passes for 73 yards (24.3 avg.) and also returned two kickoffs for 121 yards (60.5 avg.), including returning one for a 99-yard score, at Mia. (9/24)... His 99-yard kickoff return touchdown was the fifth-longest by a Bronco and the first kickoff return score by a Denver player since former Broncos WR Trindon Holliday in 2013 (vs. Phi., 9/29)... Returned a punt 25 yards to help set up a score and also caught two passes for 47 yards to help the Broncos win at Chi. (10/1)... His 48-yard reception from Wilson in the fourth quarter helped set up the game-winning 51-yard field goal by K Wil Lutz... Caught three passes for a team-high 63 yards (21.0 avg.) and also returned three punts for 59 yards (19.7 avg.) and two kickoffs for 28 yards (14.0 avg.) vs. N.E. (12/24).

**COLLEGE:** Mims Jr. appeared in 37 games (24 starts) at Oklahoma (2020-22), where he caught 213 passes for 2,398 yards (19.5 avg.) with 20 scores... Also rushed five times for 35 yards (7.0 avg.) while returning 33 punts for 391 yards (11.8 avg.) and three kickoffs for 70 yards (23.3. avg.)... Was named first-team All-Big 12 by the league's coaches and second-team All-Big 12 by the Associated Press in 2022 after playing in 13 games (12 starts)... Led the team with 54 receptions for 1,083 yards (20.1 avg.) with six touchdowns... Led the conference in yards per reception while also ranking second in receiving yards and receiving yards per game (83.3)... Also returned 10 punts for 160 yards (16.0 avg.)... Started 11-of-13 games played during 2021, leading the team with 705 yards on 32 catches (22.0 avg.) with five touchdowns to earn All-Big 12 honorable mention accolades... Led the conference and ranked fourth in the nation in yards per reception... Also returned 10 punts for 69 yards (6.9 avg.) and two kickoffs for 51 yards (25.5 avg.)... Became the first Oklahoma wide receiver to earn FWAA Freshman All-America status and also received Freshman All-American honors from The Athletic and ESPN in 2020... Was named second-team All-Big 12 by the league's coaches and media after playing in 11 games (1 start) and leading the team with 610 yards on 37 receptions (16.5 avg.) with nine scores... His nine receiving scores were a Big 12 true freshman record... Also ranked eighth nationally with a 12.5 punt return average (162 yards on 13 returns).

**PERSONAL:** Mims Jr. was the Texas high school state record holder in career receiving yards (5,485) and single-season receiving yards (2,629)... Also recorded 32 touchdowns on 117 catches during his senior season at Lone Star High School in Frisco, Texas... Produced over 5,400 receiving yards and more than 60 touchdowns during his high school career... Was a finance major at the University of Oklahoma... Marvin Mims Jr. was born on March 19, 2002, in Frisco, Texas.

## Transactions

Signed by Denver as a draft pick 5/16/23.





# UPDATED PLAYER BIOS



## Marvin Mims Jr.'s NFL Regular Season Rushing/Receiving Statistics

				RECEIVING					RUSHING				
DATE	TEAM	GP	GS	NO.	YDS.	AVG.	LG	TD	NO.	YDS.	AVG.	LG	TD
2023	DEN	16	7	22	377	17.1	60t	1	9	30	3.3	11	0
2024	DEN	17	2	39	503	12.9	93t	6	13	42	3.2	17	0
2025	DEN	15	4	37	322	8.7	31	1	12	78	6.5	16t	1
NFL TOTALS		48	13	98	1,202	12.3	93T	8	34	150	4.4	17	1

## Marvin Mims Jr.'s NFL Postseason Rushing/Receiving Statistics

				RECEIVING					RUSHING				
DATE	TEAM	GP	GS	NO.	YDS.	AVG.	LG	TD	NO.	YDS.	AVG.	LG	TD
2024	DEN	1	0	2	12	6.0	15	0	2	1	0.5	4	0
2025	DEN	1	0	8	93	11.6	27	1	0	0	0.0	0	0
NFL TOTALS		2	0	10	105	10.5	27	1	2	1	0.5	4	0

## Marvin Mims Jr.'s NFL Regular Season Return Statistics

KICKOFF RETURNS							PUNT RETURNS					
DATE	TEAM	RET.	YDS.	AVG.	LG	TD	NO.	FC	YDS.	AVG.	LG	TD
2023	DEN	15	397	26.5	99t	1	19	13	312	16.4	52	0
2024	DEN	7	194	27.7	38	0	26	25	408	15.7	61	0
2025	DEN	25	658	26.3	46	0	29	21	452	15.6	70	1
NFL TOTALS		47	1,249	26.6	99T	1	74	59	1,172	15.8	70	1

## Marvin Mims Jr.'s NFL Postseason Return Statistics

KICKOFF RETURNS							PUNT RETURNS					
DATE	TEAM	RET.	YDS.	AVG.	LG	TD	NO.	FC	YDS.	AVG.	LG	TD
2024	DEN	0	0	0.0	0	0	1	0	0	0.0	0	0
2025	DEN	2	50	25.0	25	0	0	0	0	0.0	0	0
NFL TOTALS		2	50	25.0	25	0	1	0	0	0.0	0	0

## SINGLE-GAME HIGHS: RUSHING/RECEIVING

**Rush Attempts** 3 vs. Dallas Cowboys, Oct 26, 2025  
...2 more at 3.

**Rushing Yards** 18 vs. Dallas Cowboys, Oct 26, 2025

**Longest Runs** 17 vs. Las Vegas Raiders, Oct 06, 2024

**Receptions** 8 at Cincinnati Bengals, Dec 28, 2024

**Receiving Yards** 113 vs. Washington Commanders, Sep 17, 2023

**Receiving Average** 35.0 vs. Cleveland Browns, Dec 02, 2024

**Longest Receptions** 93t vs. Cleveland Browns, Dec 02, 2024

**Receiving TDs** 2 vs. Kansas City Chiefs, Jan 05, 2025  
...1 more at 2.

**All-Purpose Yards** 197 at Miami Dolphins, Sep 24, 2023

**Kickoff Returns** 4 at New York Jets, Oct 12, 2025  
...1 more at 4.

**Kickoff Return Yards** 121 at Miami Dolphins, Sep 24, 2023

**Longest Kickoff Return** 99t at Miami Dolphins, Sep 24, 2023

**Kickoff Return TDs** 1 at Miami Dolphins, Sep 24, 2023

**Fair Catches** 4 vs. Los Angeles Chargers, Jan 04, 2026  
...3 more at 4.

**Punt Return Yards** 101 vs. Kansas City Chiefs, Nov 16, 2025

**Longest Punt Return** 70 vs. Kansas City Chiefs, Nov 16, 2025

**Punt Returns** 5 at Seattle Seahawks, Sep 08, 2024

**Punt Return Average** 33.7 vs. Kansas City Chiefs, Nov 16, 2025

**Kickoff Return Average** 31.0 vs. Dallas Cowboys, Oct 26, 2025

**Most TDs** 2 vs. Kansas City Chiefs, Jan 05, 2025  
...1 more at 2.

**Miscellaneous Tackles** 1 at Los Angeles Chargers, Dec 10, 2023  
...1 more at 1.



# UPDATED PLAYER BIOS



## SINGLE-GAME HIGHS - POSTSEASON: RUSHING/RECEIVING

**Rushing Yards** 1 at Buffalo Bills, Jan 12, 2025  
**Longest Runs** 4 at Buffalo Bills, Jan 12, 2025  
**Receptions** 8 vs. Buffalo Bills, Jan 17, 2026  
**Receiving Yards** 93 vs. Buffalo Bills, Jan 17, 2026  
**Receiving Average** 11.6 vs. Buffalo Bills, Jan 17, 2026  
**Longest Receptions** 27 vs. Buffalo Bills, Jan 17, 2026

**Receiving TDs** 1 vs. Buffalo Bills, Jan 17, 2026  
**All-Purpose Yards** 143 vs. Buffalo Bills, Jan 17, 2026  
**Kickoff Returns** 2 vs. Buffalo Bills, Jan 17, 2026  
**Kickoff Return Yards** 50 vs. Buffalo Bills, Jan 17, 2026  
**Longest Kickoff Return** 25 vs. Buffalo Bills, Jan 17, 2026  
...1 more at 25.  
**Most TDs** 1 vs. Buffalo Bills, Jan 17, 2026

## 100-YARD RECEIVING GAMES (3): REGULAR SEASON

DATE	TEAM	NO.	YDS.	AVG.	LG	TD
09/17/23	WAS	2	113	56.5	60t	1
12/02/24	CLE	3	105	35.0	93t	1
12/28/24	at CIN	8	103	12.9	51t	2

## 2025 GAME-BY-GAME REGULAR-SEASON STATISTICS (DEN)

DATE	OPPONENT	P/S	RECEIVING					RUSHING					W/L	SCORE
			NO.	YDS.	AVG.	LG	TD	NO.	YDS.	AVG.	LG	TD		
09/07	TEN	P	3	12	4.0	7	0	0	0	0.0	0	0	W	20-12
09/14	at IND	P	2	24	12.0	23t	1	0	0	0.0	0	0	L	28-29
09/21	at LAC	S	1	4	4.0	4	0	0	0	0.0	0	0	L	20-23
09/29	CIN	P	6	69	11.5	28	0	1	16	16.0	16t	1	W	28-3
10/05	at PHI	P	2	10	5.0	6	0	1	9	9.0	9	0	W	21-17
10/12	at NYJ	P	2	30	15.0	26	0	1	-2	-2.0	-2	0	W	13-11
10/19	NYG	S	6	85	14.2	31	0	1	13	13.0	13	0	W	33-32
10/26	DAL	P	0	0	0.0	0	0	3	18	6.0	9	0	W	44-24
11/02	at HOU		ON INACTIVE LIST										W	18-15
11/06	LV		INACTIVE										W	10-7
11/16	KC	P	0	0	0.0	0	0	1	2	2.0	2	0	W	22-19
11/30	at WAS	P	2	8	4.0	6	0	1	9	9.0	9	0	W	27-26+
12/07	at LV	P	1	5	5.0	5	0	1	2	2.0	2	0	W	24-17
12/14	GB	P	4	29	7.3	11	0	1	8	8.0	8	0	W	34-26
12/21	JAX	P	3	26	8.7	26	0	1	3	3.0	3	0	L	20-34
12/25	at KC	S	3	10	3.3	7	0	0	0	0.0	0	0	W	20-13
01/04	LAC	S	2	10	5.0	7	0	0	0	0.0	0	0	W	19-3
2025 TOTALS		15-4	37	322	8.7	31	1	12	78	6.5	16T	1	14-3	

+ - Overtime

## 2025 GAME-BY-GAME POSTSEASON STATISTICS (DEN)

DATE	OPPONENT	P/S	RECEIVING					RUSHING					W/L	SCORE
			NO.	YDS.	AVG.	LG	TD	NO.	YDS.	AVG.	LG	TD		
01/17	BUF	P	8	93	11.6	27	1	0	0	0.0	0	0	W	33-30+
2025 TOTALS		1-0	8	93	11.6	27	1	0	0	0.0	0	0	1-0	

+ - Overtime



# UPDATED PLAYER BIOS




## 2025 GAME-BY-GAME REGULAR-SEASON STATISTICS (DEN)

DATE	OPPONENT	P/S	KICKOFF RETURNS					PUNT RETURNS					W/L	SCORE
			RET	YDS	AVG	LG	TD	NO	FC	YDS	AVG	LG	TD	
09/07	TEN	P	3	82	27.3	31	0	4	3	47	11.8	18	0	W 20-12
09/14	at IND	P	2	52	26.0	28	0	0	0	0	0.0	0	0	L 28-29
09/21	at LAC	S	4	114	28.5	32	0	2	2	56	28.0	32	0	L 20-23
09/29	CIN	P	0	0	0.0	0	0	3	2	24	8.0	13	0	W 28-3
10/05	at PHI	P	0	0	0.0	0	0	4	0	42	10.5	23	0	W 21-17
10/12	at NYJ	P	4	104	26.0	34	0	2	3	11	5.5	6	0	W 13-11
10/19	NYG	S	0	0	0.0	0	0	2	2	29	14.5	17	0	W 33-32
10/26	DAL	P	3	93	31.0	46	0	2	2	26	13.0	13	0	W 44-24
11/02	at HOU		ON INACTIVE LIST										W	18-15
11/06	LV		INACTIVE										W	10-7
11/16	KC	P	0	0	0.0	0	0	3	0	101	33.7	70	0	W 22-19
11/30	at WAS	P	3	68	22.7	26	0	1	2	10	10.0	10	0	W 27-26+
12/07	at LV	P	2	39	19.5	24	0	1	1	48	48.0	48t	1	W 24-17
12/14	GB	P	1	37	37.0	37	0	0	0	0	0.0	0	0	W 34-26
12/21	JAX	P	3	69	23.0	24	0	2	0	14	7.0	7	0	L 20-34
12/25	at KC	S	0	0	0.0	0	0	1	0	8	8.0	8	0	W 20-13
01/04	LAC	S	0	0	0.0	0	0	2	4	36	18.0	33	0	W 19-3
2025 TOTALS		15-4	25	658	26.3	46	0	29	21	452	15.6	70	1	14-3

+ - Overtime





21 CB



## RILEY MOSS

HEIGHT/WEIGHT: 6-1 / 193

BIRTHDAY: Mar. 3, 2000

NFL EXPERIENCE: 3rd YR

GP/GS: 45/31

COLLEGE: Iowa

BORN: Ankeny, Iowa

BRONCOS EXPERIENCE: 3rd YR

ACQUIRED: D3b-'23

### AT A GLANCE

- A third-year cornerback who has played in 45 regular-season games (31 starts) for the Broncos (2023-25), recording 169 tackles (123 solo), two interceptions, 27 passes defended, one sack, one forced fumble, one fumble recovery and three special-teams tackles.
- Made two starts in the postseason with Denver (2024-25), totaling 11 tackles (8 solo) and one pass defended.
- Tied for the most passes defended in the NFL in 2025 with 19, which is also tied for the sixth most in team history.
- Recorded six games with multiple passes defended in 2025, which is tied for the most in the NFL.
- In his first year as a starter in 2024, recorded 86 tackles (65 solo), one interception, eight passes defended, one forced fumble and one fumble recovery.
- Appeared in 54 career games (40 starts) over five seasons (2018-22) at the University of Iowa.
- Recorded 158 tackles (123 solo), 11 interceptions (239 yds., 3 TDs), 37 passes defended, two forced fumbles and one fumble recovery during his collegiate career.
- Recorded 47 tackles (31 solo), one interception, 12 passes defended and two forced fumbles in 13 starts in 2022, being named second-team All-Big Ten by the Associated Press.
- Produced 39 tackles (34 solo), four interceptions (85 yds., 2 TDs), nine passes defended and one fumble recovery to earn third-team All-America honors by the Associated Press and first-team All-Big Ten in 2021.
- Was named All-Big Ten honorable mention by the league's coaches and media in 2020 after making 43 tackles (33 solo), two interceptions (111 yds, 1 TD) and six passes defended in eight starts.
- Appeared in 13 games (6 starts) in 2018, totaling 24 tackles (20 solo), two interceptions (36 yds.) and five passes defended.
- Attended Centennial High School in Ankeny, Iowa, where he recorded 29 tackles and one interception as a senior along with 14 kickoff returns for 358 yards (25.6 avg.) with one touchdown and 24 punt returns for 347 yards (14.5 avg.) with one touchdown.
- Selected by the Broncos in the third round (83rd overall) of the 2023 NFL Draft.

**2025:** Moss started all 17 regular-season games and one postseason game for Denver, accumulating 80 tackles (57 solo), leading the league with 19 passes defended, one sack, one interception and three tackles for loss ...Tallied seven tackles (5 solo) and two passes defended vs. Ten. (9/7)... Posted six tackles (4 solo) and deflected a Chargers QB Justin Herbert pass to lead to an interception (S Brandon Jones) at LAC (9/21)... Accumulated five tackles (2 solo) with a pass defended at Phi. (10/5)... Totaled six tackles (5 solo) including a tackle for loss at NYJ (10/12)... Totaled six tackles (4 solo) with a career-high four passes defended vs. Dal. (10/26)... His four passes defended tied for the sixth most in a game in team history... Totaled six tackles (4 solo) with a career-high four passes defended vs. Dal. (10/26)... His four passes defended tied for the sixth most in a game in team history... Tallied five tackles (5 solo) with a pass defended at Hou. (11/2)... Contributed five tackles (4 solo) in the win vs. L.V. (11/6)... Notched four tackles (3 solo) and two passes defended at Was. (11/30)... Totaled five tackles 2 solo) at L.V. (12/7)... Snagged his first interception of the season off Packers QB Jordan Love (0 yds.) while collecting a trio of passes defended and four tackles (4 solo) vs. G.B. (12/14)... Registered six tackles (5 solo) and two passes defended while bringing down Jaguars QB Trevor Lawrence for his first career sack (0 yds.) vs. Jac. (12/21)... Tallied six tackles (3 solo) with a pair of passes defended in the win vs. LAC (1/4) to add his sixth game this season with multiple passes defended.

**2024:** Moss started 14 contests for Denver, logging 86 tackles (65 solo), one interception, eight passes defended, one forced fumble and one fumble recovery... Made his first career start and led the Broncos with 12 tackles (8 solo) at Sea. (9/8)... Tied for the seventh most tackles (12) in the NFL on opening weekend... Recorded six tackles (3 solo) along with first-career pass defended and one forced fumble (recovered by S Brandon Jones) to help seal the victory late in the fourth quarter at T.B. (9/22)... Tallied eight tackles (7 solo), one pass defended and one fumble recovery (forced by S Brandon Jones) on the Jets' opening drive at NYJ (9/29)... Nabbed two passes defended, including his first-career interception on a jump ball from Raiders QB Gardner Minshew vs. L.V. (10/6)... Registered six solo tackles and two passes defended vs. Atl. (11/17)... Recorded a single-game career high 14 tackles (11 solo) at Cin. (12/28)... Started his first career postseason game at Buf. (1/12) in the AFC Wild Card Playoff, tallying seven tackles (5 solo).

**2023:** Moss finished his rookie season with three tackles (1 solo) in 14 games after being drafted in the third round (83rd overall) of the 2023 NFL Draft... Made his NFL debut at Mia. (9/24)... Made his first career tackle in the win vs. Min. (11/19).





# UPDATED PLAYER BIOS



**COLLEGE:** Moss played five seasons (2018-22) at the University of Iowa, finishing his career with 158 tackles (123 solo), 11 interceptions (239 yds.), 37 passes defended, two forced fumbles and one fumble recovery... Earned first-team All-Big Ten accolades by the league's coaches and second-team All-Big Ten by the media and Associated Press in 2022 after producing 47 tackles (31 solo), one interception, 12 passes defended and two forced fumbles in 13 starts... Started all 11 games in 2021, racking up 39 tackles (34 solo), four interceptions (85 yds., 2 TDs), nine passes defended and one fumble recovery to earn third-team All-America and first-team All-Big Ten honors by the Associated Press... Was named Big Ten Conference Defensive Player of the Week after picking off two passes and returning them for scores vs. Indiana (9/4)... Named All-Big Ten honorable mention by the league's coaches and media after starting all eight games at cornerback in 2020... Made 43 tackles (33 solo), two interceptions (111 yds, 1 TD) and six passes defended... Played in nine games (2 starts) in 2019, totaling five solo tackles, two interceptions (7 yds.) and five passes defended... Made appearances in all 13 games (6 starts) in 2018, totaling 24 tackles (20 solo), two interceptions (36 yds.) and five passes defended... Was named Big 10 Conference Freshman of the Week after making five tackles (4 solo) and picking off two passes at Minnesota (10/6).

**PERSONAL:** Moss attended Centennial High School in Ankeny, Iowa, where he was first-team Class 4A All-State and All-District, named to the Des Moines Register Elite All-State team and was a finalist for the State of Iowa Male Athlete of the Year as a senior... Was a two-time letter winner in football as a defensive back, wide receiver and return specialist... Also lettered in track as a sprinter and hurdler... Earned his bachelor's degree in sports and recreation management from the University of Iowa... Riley Moss was born on March 3, 2000, in Ankeny, Iowa.

## Transactions

Signed by Denver as a draft pick 5/12/23.

Riley Moss' NFL Regular Season Defensive Statistics

				TACKLES								INTERCEPTIONS						O. FUMB				ST				MISC	
DATE	TEAM	GP	GS	TK	S	A	TFL	YDS	SK	YDS	QBH	NO	YDS	LG	TD	PD	FF	FR	TD	YDS	TK	S	A	FF	FR	S	A
2023	DEN	14	0	3	1	2	0	0	0.0	0.0	0	0	0	0	0	0	0	0	0	0	3	1	2	0	0	0	0
2024	DEN	14	14	86	65	21	1	3	0.0	0.0	0	1	0	0	0	8	1	1	0	0	0	0	0	0	0	0	0
2025	DEN	17	17	80	57	23	3	4	1.0	1.0	1	1	0	0	0	19	0	0	0	0	0	0	0	0	0	0	0
NFL TOTALS		45	31	169	123	46	4	7	1.0	1.0	1	2	0	0	0	27	1	1	0	0	3	1	2	0	0	0	0

Riley Moss' NFL Postseason Defensive Statistics

				TACKLES								INTERCEPTIONS						O. FUMB				ST				MISC	
DATE	TEAM	GP	GS	TK	S	A	TFL	YDS	SK	YDS	QBH	NO	YDS	LG	TD	PD	FF	FR	TD	YDS	TK	S	A	FF	FR	S	A
2024	DEN	1	1	7	5	2	0	0	0.0	0.0	0	0	0	0	0	1	0	0	0	0	0	0	0	0	0	0	0
2025	DEN	1	1	4	3	1	0	0	0.0	0.0	0	0	0	0	0	0	0	0	0	0	0	0	0	0	0	0	0
NFL TOTALS		2	2	11	8	3	0	0	0.0	0.0	0	0	0	0	0	1	0	0	0	0	0	0	0	0	0	0	0

## SINGLE-GAME HIGHS: DEFENSIVE

<b>Total Tackles</b>	14 at Cincinnati Bengals, Dec 28, 2024	<b>Forced Fumbles</b>	1 at Tampa Bay Buccaneers, Sep 22, 2024
<b>Solo Tackles</b>	11 at Cincinnati Bengals, Dec 28, 2024	<b>Tackles For Loss</b>	2 vs. Jacksonville Jaguars, Dec 21, 2025
<b>Sacks</b>	1.0 vs. Jacksonville Jaguars, Dec 21, 2025	<b>Interceptions</b>	1 vs. Green Bay Packers, Dec 14, 2025
<b>Passes Defended</b>	4 vs. Dallas Cowboys, Oct 26, 2025		...1 more at 1.

## SINGLE-GAME HIGHS - POSTSEASON: DEFENSIVE

<b>Total Tackles</b>	7 at Buffalo Bills, Jan 12, 2025	<b>Passes Defended</b>	1 at Buffalo Bills, Jan 12, 2025
<b>Solo Tackles</b>	5 at Buffalo Bills, Jan 12, 2025		





2025 GAME-BY-GAME REGULAR-SEASON STATISTICS (DEN)

			TACKLES								INTERCEPTIONS					O. FUMB				ST				MISC				
DATE	OPPONENT	P/S	TK	S	A	SK	YDS	TFL	YDS	QBH	NO	YDS	LG	TD	PD	FF	FR	TD	YDS	TK	S	A	FF	FR	S	A	W/L	SCORE
09/07	TEN	S	7	5	2	0.0	0.0	0	0	0	0	0	0	0	2	0	0	0	0	0	0	0	0	0	0	0	W	20-12
09/14	at IND	S	5	4	1	0.0	0.0	0	0	0	0	0	0	0	1	0	0	0	0	0	0	0	0	0	0	0	L	28-29
09/21	at LAC	S	6	4	2	0.0	0.0	0	0	0	0	0	0	0	1	0	0	0	0	0	0	0	0	0	0	0	L	20-23
09/29	CIN	S	2	2	0	0.0	0.0	0	0	0	0	0	0	0	0	0	0	0	0	0	0	0	0	0	0	0	W	28-3
10/05	at PHI	S	5	2	3	0.0	0.0	0	0	0	0	0	0	0	1	0	0	0	0	0	0	0	0	0	0	0	W	21-17
10/12	at NYJ	S	6	5	1	0.0	0.0	1	2	0	0	0	0	0	0	0	0	0	0	0	0	0	0	0	0	0	W	13-11
10/19	NYG	S	1	1	0	0.0	0.0	0	0	0	0	0	0	0	0	0	0	0	0	0	0	0	0	0	0	0	W	33-32
10/26	DAL	S	6	3	3	0.0	0.0	0	0	0	0	0	0	0	4	0	0	0	0	0	0	0	0	0	0	0	W	44-24
11/02	at HOU	S	5	5	0	0.0	0.0	0	0	0	0	0	0	0	1	0	0	0	0	0	0	0	0	0	0	0	W	18-15
11/06	LV	S	5	4	1	0.0	0.0	0	0	0	0	0	0	0	0	0	0	0	0	0	0	0	0	0	0	0	W	10-7
11/16	KC	S	4	3	1	0.0	0.0	0	0	0	0	0	0	0	0	0	0	0	0	0	0	0	0	0	0	0	W	22-19
11/30	at WAS	S	4	3	1	0.0	0.0	0	0	0	0	0	0	0	2	0	0	0	0	0	0	0	0	0	0	0	W	27-26+
12/07	at LV	S	5	2	3	0.0	0.0	0	0	0	0	0	0	0	0	0	0	0	0	0	0	0	0	0	0	0	W	24-17
12/14	GB	S	4	4	0	0.0	0.0	0	0	0	1	0	0	0	3	0	0	0	0	0	0	0	0	0	0	0	W	34-26
12/21	JAX	S	6	5	1	1.0	1.0	2	2	1	0	0	0	0	2	0	0	0	0	0	0	0	0	0	0	0	L	20-34
12/25	at KC	S	3	2	1	0.0	0.0	0	0	0	0	0	0	0	0	0	0	0	0	0	0	0	0	0	0	0	W	20-13
01/04	LAC	S	6	3	3	0.0	0.0	0	0	0	0	0	0	0	2	0	0	0	0	0	0	0	0	0	0	0	W	19-3
2025 TOTALS		17-17	80	57	23	1.0	1.0	3	4	1	1	0	0	0	19	0	0	0	0	0	0	0	0	0	0	0	14-3	


+ - Overtime

2025 GAME-BY-GAME POSTSEASON STATISTICS (DEN)

			TACKLES							INTERCEPTIONS					O. FUMB				ST				MISC					
DATE	OPPONENT	P/S	TK	S	A	SK	YDS	TFL	YDS	QBH	NO	YDS	LG	TD	PD	FF	FR	TD	YDS	TK	S	A	FF	FR	S	A	W/L	SCORE
01/17	BUF	S	4	3	1	0.0	0.0	0	0	0	0	0	0	0	0	0	0	0	0	0	0	0	0	0	0	0	W	33-30+
2025 TOTALS		1-1	4	3	1	0.0	0.0	0	0	0	0	0	0	0	0	0	0	0	0	0	0	0	0	0	0	0	1-0	

+ - Overtime





61 C



## SAM MUSTIPHER

**HEIGHT/WEIGHT:** 6-2 / 332

**COLLEGE:** Notre Dame

**BIRTHDAY:** Aug. 13, 1996

**BORN:** Owings Mills, Md.

**NFL EXPERIENCE:** 6th YR

**BRONCOS EXPERIENCE:** 1st YR

**GP/GS:** 65/43

**ACQUIRED:** PS (LAC)-'25

### AT A GLANCE

- A sixth-year center who appeared in 65 regular-season games (43 starts) and three postseason games (1 start) with Chicago (2020-22), Baltimore (2023), L.A. Chargers (2024) and Denver (2025).
- Appeared in nine games (2 starts) in his first season with Baltimore in 2023, playing in 202 offensive snaps (34.6%) and 17 special-teams snaps (6.5%).
- Played in 17 games (16 starts) in his final season with Chicago in 2022, playing in the second-most offensive snaps on the team (1,021).
- In 2021, started all 17 games and played every offensive snap that season (1,122) in addition to 47 snaps on special teams.
- Made appearances in nine games (2 starts) and combined for 504 offensive snaps and 44 special-teams snaps in 2020.
- Played his college career at the University of Notre Dame, where he started 37-of-47 games played over five seasons (2014-18).
- Entered the NFL as a college free agent with Chicago on May 2, 2019.
- Signed by the Broncos as an unrestricted free agent (Baltimore) on April 4, 2024.

**2025:** Mustipher played in one game with the Broncos during the regular-season.

**2024:** Mustipher played in 13 games (1 start) with the L.A. Chargers after competing with Denver during the offseason... Saw action in 105 offensive plays (14.0%) and 56 special-teams snaps (17.3%).

**2023:** Mustipher appeared in nine games (2 starts) in his first season with Baltimore, playing in 202 offensive snaps (34.6%) and 17 special-teams snaps (6.5%).

**2022:** Mustipher played in 17 games (16 starts) in his final season with Chicago, playing in the second-most offensive snaps on the team (1,021)... Was on a line that blocked for the No. 1 rushing attack in the NFL that season, averaging 177.3 yards per game and 5.4 yards per carry... Their 32.8 rushing attempts per game also ranked second in the league that season... The Bears also set a franchise record for most rushing yads (3,014) that season.

**2021:** Mustipher started all 17 games and played every offensive snap that season (1,122) in addition to 47 snaps on special teams.

**2020:** Mustipher made appearances in nine games (2 starts) and combined for 504 offensive snaps and 44 special-teams snaps... Also started one postseason game in the NFC Wild Card Round at N.O. (1/10)... Started every game after the club's Week 11 bye, helping the Bears to Top-10 rankings in rushing touchdowns (10—T-5th), rushing yards per game (144.2—6th), total first downs (147—6th), points scored (181—6th), sacks allowed (11—T-8th) and yards per rush (4.91—8th).

2019: Mustipher competed on Chicago's practice squad for the entire season after signing with the club as a college free agent.

**COLLEGE:** Mustipher played his college career at the University of Notre Dame, where he started 37-of-46 games played over five seasons (2014-18)... Started all 13 games at center in 2017 and helped paved the way for an offense that ranked seventh in FBS in rushing yards per game (269.3) and a school-record 3,503 rushing yards that season... Did not allow a sack and surrendered only six quarterback hurries over 889 offensive snaps... Made 12 starts at center in 2016 and was part of an offense that averaged 417.6 yards per game.

**PERSONAL:** Mustipher attended Good Counsel High School in Olney, Md., where he played on both the offensive and defensive lines... named to the Maryland Private School all-state squad, Washington Post first-team All-MET and USA Today American Family Insurance All-USA D.C. team in 2013... Also named first-team offensive line on the Washington Catholic Athletic Conference all-league team in 2013... Was a first-team all-star selection for Montgomery Country by the Montgomery Gazette in 2012-13... As a junior in 2012, was selected to the Washington Post All-Met second team after helping the Falcons rush for 2,374 yards and capture their fourth-straight WCAC title... Sam Mustipher was born on Aug. 13, 1996, in Owings Mills, Md.

### Transactions

Signed by Chicago as a college free agent 5/2/19; Waived by Chicago 8/31/19; Signed by Chicago (practice squad) 9/1/19; Signed by



# UPDATED PLAYER BIOS



Chicago 12/30/19; Waived by Chicago 9/5/20; Signed by Chicago (practice squad) 9/6/20; Signed by Chicago (active roster) 10/14/20; Re-signed by Chicago 3/9/22; Signed by Baltimore 5/15/23; Waived by Baltimore 8/29/23; Signed by Baltimore (practice squad) 8/30/23; Signed by Baltimore (active roster) 9/19/23; Signed by Denver 4/4/24; Released by Denver 8/27/24; Signed by L.A. Chargers (practice squad) 8/29/24; Signed by L.A. Chargers (active roster) 10/30/24; Signed by Tennessee 4/17/25; Released by Tennessee 8/25/25; Signed by Baltimore (practice squad) 9/18/25; Released by Baltimore 9/30/25; Signed by L.A. Chargers (practice squad) 10/2/25; Signed by Denver (active roster) 12/26/25.

## Sam Mustipher's NFL Regular Season Statistics


DATE	TEAM	GP	GS
2019	CHI	0	0
2020	CHI	9	7
2021	CHI	17	17
2022	CHI	17	16
2023	BAL	9	2
2024	LAC	12	1
2025	BAL	0	0
Went from <b>Baltimore</b> to <b>L.A. Chargers</b> .			
2025	LAC	0	0
Went from <b>L.A. Chargers</b> to <b>Denver</b> .			
2025	DEN	1	0
2025	TOT	1	0
NFL TOTALS		65	43

## Sam Mustipher's NFL Postseason Statistics

DATE	TEAM	GP	GS
2020	CHI	1	1
2023	BAL	0	0
2024	LAC	1	0
2025	DEN	1	0
NFL TOTALS		3	1







10 QB



**BO  
NIX**

**HEIGHT/WEIGHT:** 6-2 / 217

**BIRTHDAY:** Feb. 25, 2000

**NFL EXPERIENCE:** 2nd YR

**GP/GS:** 34/34

**COLLEGE:** Oregon

**BORN:** Pinson, Ala.

**BRONCOS EXPERIENCE:** 2nd YR

**ACQUIRED:** D1-'24

## AT A GLANCE

- A second-year quarterback who has appeared in 34 career regular-season games (34 starts) with Denver (2024-25), completing 764-of-1,179 passes (64.8%) for 7,706 yards with 54 touchdowns and 23 interceptions (90.5 rtg.).
- Also rushed 175 times for 786 yards (4.5 avg.) with nine scores and caught one pass for two yards with one touchdown.
- Played in two postseason games (2 starts) with Denver (2024-2025), competing 39-of-68 passes (57.4%) with four touchdowns and one interception (89.3 rtg.) while also rushing 16 times for 72 yards (4.5 avg.).
- Ranks in the Top-10 in team history in completions (6th, 764), passing yards (8th, 7,706) and passing touchdowns (6th, 54).
- Has also totaled the third-most rushing yards (786), second-most rushing touchdowns (9) and fifth-most rushing attempts (175) among quarterbacks in team history.
- Ranked in the Top-10 in the NFL in 2025 in completions (T-3rd, 388), passing yards (8th, 3,931) and passing touchdowns (T-9th, 25).
- Third quarterback in NFL history to pass for 25 touchdowns and 3,500 yards in each of his first two seasons.
- Posted the third-most fourth-quarter comebacks (8) in team history and most fourth-quarter comebacks by any NFL quarterback since 2024.
- Totaled the fourth-most rushing yards (674) by a quarterback in team history.
- Named a finalist for the 2024 Associated Press NFL Offensive Rookie of the Year Award.
- Became the second Broncos' signal caller to lead the club to the postseason as a rookie.
- Became the first rookie quarterback in league history to record multiple games with at least 300 passing yards, four passing scores and a passer rating of 140.0+ and the first rookie signal caller with at least seven games with multiple passing scores and no interceptions.
- Totaled the most offensive touchdowns (34), passing touchdowns (29) and passing yards (3,775) among rookies in 2024.
- Set Broncos rookie season records for passing touchdowns (29), completions (376) and passing yards (3,775) in 2024.
- Threw for 29 passing touchdowns as a rookie, which were the second most all-time by a rookie quarterback while his 19 passing scores at home were the most by a rookie in league history.
- In 2024, finished his first season with the Broncos starting in all 17 games and one postseason contest with 3,775 yards (6.7 avg.) on 376-of-567 passing (66.3%) with 29 touchdowns and 12 interceptions (93.3 rtg) while also totaling 92 rushes for 430 yards (4.7) and four touchdowns.
- Became the third Bronco all-time, and first since 2002, to win NFL Offensive Rookie of the Month after completing 82-of-123 passes (66.7%) for 870 yards with seven touchdowns and one interception (102.7 rtg.) while also rushing 29 times for 149 yards (5.1 avg.) with two scores in October.
- Was the second rookie in team history to be named Player of the Week multiple times after earning the award in Weeks 11 and 18.
- Set an NCAA single-season record for completion percentage (77.4%) and Oregon single-season records in completions (364), passing yards (4,508) and passing touchdowns (45).
- Started all 61 games played during his collegiate career, completing 1,286-of-1,936 passes (66.4%) for 15,352 yards with 113 touchdowns and 26 interceptions (149.6 rtg.) in addition to rushing 405 times for 1,613 yards (4.0 avg.) and 38 scores.
- Was named Associated Press Pac-12 Offensive Player of the Year in 2023 after connecting on 364-of-470 passes (77.4%) for 4,508 yards with 45 scores and three picks (188.3 rtg.).
- Became the only FBS player in 2022 and the eighth player since 2000 to record at least 29 passing TDs and 14 rushing TDs in a season.
- In 2022, started all 13 games played and ranked fifth in the nation in total touchdowns (44) and 12th in total offense (315.6 ypg).
- Selected by the Broncos in the first round (12th overall) of the 2024 NFL Draft.

**2025:** Nix started in all 17 games, totaling 3,931 yards (6.4 avg.) on 388-of-612 passing (64.8%) with 25 touchdowns and 11 interceptions... Also totaled 83 rushes for 356 yards (4.3 avg.) with five touchdowns... Completed 22-of-30 passes (73.3%) for 206 yards with three touchdowns and one interception (111.2 rtg.) at Ind. (9/14)... The Colts game marked his 11th contest with multiple passing touchdowns and his sixth game with at least three passing scores... Completed 29-of-42 passes (97.9%) for 326 yards with two touchdowns and one interception (97.9 rtg.) along with six rushing attempts for seven yards (1.2 avg.) with one touchdown vs. Cin. (9/29)... Set a new career high with 326 passing yards in the game while also tying a career-high 29 completions against the Bengals... Completed 24-of-39 passes (87.8 avg.) for 242 yards with one touchdown along with three rushing attempts for 22 yards (7.3 avg.) at Phi. (10/5)... Completed 27-of-50





passes (83.7 rtg.) for 279 yards with two touchdowns along with five rushing attempts for 48 yards (9.6 avg.) with two touchdowns vs. NYG (10/19)... Helped the Broncos score the most points in a single quarter (33) in team annals en route to the largest fourth-quarter comeback (19 points) in team history against the Giants... Notched his third career game with four passing scores after completing 19-of-29 passes (65.5%) for 247 yards with four touchdowns and one interception (117.4 rtg.) vs. Dal. (10/26)... Completed 18-of-37 passes for 173 yards with two touchdowns and one interception (68.9 rtg.) along with three rushing attempts for 36 yards (12.0 avg.) vs. Hou. (11/2)... The win against Houston marked his seventh career fourth-quarter comeback... Completed 24-of-37 passes for 295 yards (89.4 rtg.) vs. K.C. (11/16), recording his eighth career fourth-quarter comeback... Completed 29-of-45 passes for 321 yards with one touchdown and one interception (83.7 rtg.) at Was. (11/30)... His game against Washington marked his first career 300-yard passing performance on the road... Completed 31-of-38 passes for 212 yards (89.9 rtg.) along with 15 yards (5.0 avg.) on three rushing attempts with one touchdown at L.V. (12/7)... Became the first Broncos quarterback to complete 31 passes in a game since QB Teddy Bridgewater completed 35 in 2020... Completed 23-of-34 passes for 302 yards (134.7 rtg.) with four touchdowns vs. G.B. (12/14)... Tied for the second-most wins by a quarterback within their first two seasons since 1950, joining Ben Roethlisberger, Andrew Luck and Dak Prescott... Completed 28-of-47 passes for 352 yards with one touchdown and one interception (81.2 rtg.) vs. Jac. (12/21)... With his performance against Jacksonville, notched his first career back-to-back 300-yard passing performance... Completed 26-of-38 passes for 182 yards with one touchdown and one interception along with nine rushing attempts for 42 yards (4.7 avg.) with one touchdown (76.9 rtg.) at K.C. (12/25)... In the AFC Divisional Round vs. Buf. (1/17), completed 26-of-46 passes for 279 yards with three touchdowns and one interception (87.1 rtg.) and also rushed 12 times for 29 yards (2.4 avg.).

**2024:** Nix started in all 17 games and one postseason contest, totaling 3,775 yards (6.7 avg.) on 376-of-567 passing (66.3%) with 29 touchdowns and 12 interceptions (93.3 rtg.)... Also totaled 92 rushes for 430 yards (4.7 avg) and four touchdowns... His 29 passing touchdowns were the second most by a rookie in NFL history while his 19 touchdown passes in home games were the most by a rookie signal caller in league history... Made his first career start in the Week 1 matchup at Sea. (9/8), completing 26-of-42 passes (61.9%) for 138 yards with two interceptions (47.5 rtg.) while also rushing five times for 35 yards (7.0 avg.) with one score... Led Denver to their first win of the season and his first career win at T.B. (9/22) after completing 25-of-36 passes for 216 yards (85.0 rtg.) and rushing nine times for 47 yards (5.2 avg.)... Recorded his first career passing touchdown in the win at NYJ (9/29)... Completed 19-of-27 passes for 206 yards with two touchdowns (117.2 rtg.) along with eight rushes for nine yards (1.1 avg.) in the win vs. L.V. (10/6)... His game against the Raiders marked just the fifth time in team history a rookie QB recorded a 100-passer rating or better while attempt at least 25 passes... Completed 28-of-37 passes for 284 yards with three touchdowns (124.2 rtg.) and also rushed five times for four yards with one score vs. Car. (10/27)... Became the first Bronco in team history and seventh rookie all-time to record three passing touchdowns, one rushing score and no interceptions in a game... His fifth win set a franchise record for more victories by a rookie signal caller... Became the third Bronco all-time--and first since 2002--to win NFL Offensive Rookie of the Month after completing 82-of-123 passes (66.7%) for 870 yards with seven touchdowns and one interception (102.7 rtg.) while also rushing 29 times for 149 yards (5.1 avg.) with two scores in October... Became the third quarterback in NFL history to record one passing, receiving and rushing score as a rookie after catching one pass for a touchdown at Bal. (11/3)... Also set a Broncos rookie season record for most passing yards after completing 19-of-33 passes for 223 yards with one interception (65.6 rtg.) against the Ravens... Completed 22-of-30 passes for 215 yards with two touchdowns (115.3 rtg.) at K.C. (11/10)... Connected on 28-of-33 passes (84.8%) for 307 yards with four touchdowns (145.0 rtg.) vs. Atl. (11/17), becoming the first Broncos rookie to earn a 100+ passer rating in back-to-back games... He also became just the second rookie quarterback in league history to record 300+ passing yards, 4+ passing touchdowns and a 140+ passer rating in a game... His 84.8 completion percentage was the second-highest by any quarterback in franchise history with at least 30 passing attempts... Completed 25-of-42 passes (59.5%) for 273 yards with two touchdowns (94.6 rtg.) in the win at L.V. (11/24)... Became the second rookie in NFL history to record eight passing touchdowns and no interceptions in a three-game span... Completed 18-of-35 passes for 294 yards with one touchdown and two interceptions (65.7 rtg.) in the Monday Night Football win vs. Cle. (12/2)... His 93-yard touchdown pass to WR Marvin Mims Jr. was tied for the fourth-longest touchdown in team history... Completed 29-of-40 passes for 263 yards with two touchdowns and no interceptions (106.6 rtg.) at LAC (12/19)... It was his seventh game of the season with at least 200 passing yards, two touchdowns and no interceptions, tying for the second-most such games by a rookie in NFL history... Completed 24-of-31 passes for 215 yards with three touchdowns and one interception (114.9 rtg.) at Cin. (12/28)... Set a franchise record for highest completion percentage in a game, completing 26-of-29 passes (89.7%) for 312 yards with four touchdowns and no interceptions (152.4 rtg.) vs K.C. (1/5)... Additionally, his 152.4 passer rating was the third highest in a game in team history and best since Pro Football Hall of Fame QB Peyton Manning in 2014 (157.2 vs. S.F., 10/19)... Started the game completing his first 18 passes of the contest, which was the most in franchise history to start the game and tied for the fourth most to start a contest by any NFL quarterback—as well as the most by a rookie—since at least 1977... Made his NFL postseason debut in the AFC Wild Card Round at Buf. (1/12), joining Pro Football Hall of Fame quarterback John Elway as the only rookie signal callers in team history to lead the club to the postseason... Connected on 13-of-22 passes for 144 yards with one touchdown (93.7 rtg.).

**COLLEGE:** Nix set an NCAA single-season record for completion percentage (77.4%) and Oregon single-season records in completions (364), passing yards (4,508) and passing touchdowns (45)... Started all 61 games played during his collegiate career, completing 1,286-of-1,936 passes (66.4%) for 15,352 yards with 113 touchdowns and 26 interceptions (149.6 rtg.) in addition to rushing 405 times for 1,613 yards (4.0 avg.) and 38 scores... Was named Associated Press Pac-12 Offensive Player of the Year after connecting on 364-of-470 passes (77.4%) for 4,508 yards with 45 scores and three picks (188.3 rtg.)... Finished fourth in Heisman Trophy voting after setting an NCAA single-season record for completion percentage (77.4%)... Also broke Oregon single-season records in completions (364), passing yards (4,508) and passing touchdowns (45)... Started all 13 games played, ranking fifth in the nation in total touchdowns (44) and 12th in total offense (315.6 ypg)... Became the only FBS player that season and the eighth player since 2000 to record at least 29 passing TDs and 14 rushing TDs in a season... Completed 294-of-409 passes for 3,593 yards with 29 touchdowns and seven picks (165.7 rtg.)... Finished the season with 2,294 yards on 197-of-323 passing (61.0%) with 11 touchdowns and three interceptions (130.0 rtg.)... Played in the first 10 games of the season before missing the remainder of the year with an injury... Was voted a team captain and played in 11 games, completing 214-of-357 passing (59.9%) for 2,415 yards with 12 touchdowns and seven interceptions (123.9 rtg.)... Rushed a career-high 108 times for 388 yards (3.6 avg.) with seven scores... Played in 13 games, setting Auburn freshman records for completions, passing yards and passing touchdowns... Connected on 217-of-377 passes (57.6%) for 2,542 yards with 16 scores (125.0 rtg.)... Was the first true freshman quarterback to start the season opener for Auburn since 1946.



# UPDATED PLAYER BIOS



**PERSONAL:** Nix attended Pinson Valley (Ala.) High School, where he set Alabama state records with more than 12,000 career total offense yards and 161 touchdowns accounted for (127 pass, 34 rush)... Named Alabama Gatorade Player of the Year, USA Today All-USA Offensive Player of the Year finalist, Alabama Offensive Player of the Year and All-America first-team... Also played baseball and basketball... Bo Nix was born on Feb. 25, 2000, in Pinson, Ark.

## Transactions

Signed by Denver as a draft pick 5/10/24.

Bo Nix's NFL Regular Season Passing/Rushing Statistics

				PASSING											RUSHING				
DATE	TEAM	GP	GS	ATT.	CMP.	PCT.	YDS	AVG.	TD	INT.	LG	SK	LST	RATE	NO.	YDS.	AVG.	LG	TD
2024	DEN	17	17	567	376	66.3	3,775	6.7	29	12	93t	24	198	93.3	92	430	4.7	32	4
2025	DEN	17	17	612	388	63.4	3,931	6.4	25	11	52t	22	119	87.8	83	356	4.3	25	5
TOTALS		34	34	1,179	764	64.8	7,706	6.5	54	23	93T	46	317	90.5	175	786	4.5	32	9

Bo Nix's NFL Postseason Passing/Rushing Statistics

				PASSING											RUSHING				
DATE	TEAM	GP	GS	ATT.	CMP.	PCT.	YDS	AVG.	TD	INT.	LG	SK	LST	RATE	NO.	YDS.	AVG.	LG	TD
2024	DEN	1	1	22	13	59.1	144	6.5	1	0	43t	2	14	93.8	4	43	10.8	18	0
2025	DEN	1	1	46	26	56.5	279	6.1	3	1	29t	0	0	87.1	12	29	2.4	11	0
TOTALS		2	2	68	39	57.4	423	6.2	4	1	43T	2	14	89.3	16	72	4.5	18	0

## SINGLE-GAME HIGHS: QUARTERBACK

<b>Pass Attempts</b>	50 vs. New York Giants, Oct 19, 2025	<b>Passer Rating</b>	152.4 vs. Kansas City Chiefs, Jan 05, 2025
<b>Pass Completions</b>	31 at Las Vegas Raiders, Dec 07, 2025	<b>Rush Attempts</b>	10 at New Orleans Saints, Oct 17, 2024
<b>Yards Passing</b>	352 vs. Jacksonville Jaguars, Dec 21, 2025	<b>Rushing Yards</b>	75 at New Orleans Saints, Oct 17, 2024
<b>TD Passes</b>	4 vs. Green Bay Packers, Dec 14, 2025	<b>Rushing Average</b>	7.5 at New Orleans Saints, Oct 17, 2024
	...3 more at 4.	<b>Longest Runs</b>	32 at New Orleans Saints, Oct 17, 2024
<b>Long Passes</b>	93t vs. Cleveland Browns, Dec 02, 2024	<b>Rushing TDs</b>	2 vs. New York Giants, Oct 19, 2025
<b>Completion Percentage</b>	89.7 vs. Kansas City Chiefs, Jan 05, 2025		

## SINGLE-GAME HIGHS - POSTSEASON: QUARTERBACK

<b>Pass Attempts</b>	46 vs. Buffalo Bills, Jan 17, 2026	<b>Passer Rating</b>	93.7 at Buffalo Bills, Jan 12, 2025
<b>Pass Completions</b>	26 vs. Buffalo Bills, Jan 17, 2026	<b>Rush Attempts</b>	12 vs. Buffalo Bills, Jan 17, 2026
<b>Yards Passing</b>	279 vs. Buffalo Bills, Jan 17, 2026	<b>Rushing Yards</b>	43 at Buffalo Bills, Jan 12, 2025
<b>TD Passes</b>	3 vs. Buffalo Bills, Jan 17, 2026	<b>Rushing Average</b>	2.4 vs. Buffalo Bills, Jan 17, 2026
<b>Long Passes</b>	43t at Buffalo Bills, Jan 12, 2025	<b>Longest Runs</b>	18 at Buffalo Bills, Jan 12, 2025
<b>Completion Percentage</b>	59.1 at Buffalo Bills, Jan 12, 2025		

## 300-YARD PASSING GAMES (6): REGULAR SEASON

DATE	TEAM	NO.	YDS.	AVG.	LG	TD
11/17/24	ATL	28	307	11.0	41t	4
01/05/25	KC	26	321	12.3	47	4
09/29/25	CIN	29	326	11.2	28	2
11/30/25	at WAS	29	321	11.1	41	1
12/14/25	GB	23	302	13.1	42	4
12/21/25	JAX	28	352	12.6	48	1





# UPDATED PLAYER BIOS



## 2025 GAME-BY-GAME REGULAR-SEASON STATISTICS (DEN)

DATE	OPPONENT	P/S	PASSING											RUSHING				W/L	SCORE
			ATT	CMP	YDS	PCT	Y/A	Y/C	TD	INT	LG	SK/YD	RATE	ATT	YDS	LG	TD		
09/07	TEN	S	40	25	176	62.5	4.4	7.0	1	2	22t	1/10	60.0	8	18	11	0	W	20-12
09/14	at IND	S	30	22	206	73.3	6.9	9.4	3	1	42	0/0	111.2	3	20	18	0	L	28-29
09/21	at LAC	S	25	14	153	56.0	6.1	10.9	1	0	52t	2/6	87.6	8	33	12	0	L	20-23
09/29	CIN	S	42	29	326	69.0	7.8	11.2	2	1	28	0/0	97.9	6	7	6t	1	W	28-3
10/05	at PHI	S	39	24	242	61.5	6.2	10.1	1	0	34	2/14	87.8	3	22	14	0	W	21-17
10/12	at NYJ	S	30	19	174	63.3	5.8	9.2	1	0	26	1/6	90.1	5	24	11	0	W	13-11
10/19	NYG	S	50	27	279	54.0	5.6	10.3	2	0	32	2/14	83.7	5	48	21	2	W	33-32
10/26	DAL	S	29	19	247	65.5	8.5	13.0	4	1	39	0/0	117.4	1	-1	-1	0	W	44-24
11/02	at HOU	S	37	18	173	48.6	4.7	9.6	2	1	30t	1/2	68.9	3	36	25	0	W	18-15
11/06	LV	S	28	16	150	57.1	5.4	9.4	1	2	43	1/9	54.2	5	-2	1	0	W	10-7
11/16	KC	S	37	24	295	64.9	8.0	12.3	0	0	48	2/12	89.4	3	8	8	0	W	22-19
11/30	at WAS	S	45	29	321	64.4	7.1	11.1	1	1	41	1/6	83.7	2	16	11	0	W	27-26+
12/07	at LV	S	38	31	212	81.6	5.6	6.8	0	0	15	3/8	89.9	3	15	8t	1	W	24-17
12/14	GB	S	34	23	302	67.6	8.9	13.1	4	0	42	0/0	134.7	7	10	4	0	W	34-26
12/21	JAX	S	47	28	352	59.6	7.5	12.6	1	1	48	1/8	81.2	4	11	12	0	L	20-34
12/25	at KC	S	38	26	182	68.4	4.8	7.0	1	1	23	1/7	76.9	9	42	14	1	W	20-13
01/04	LAC	S	23	14	141	60.9	6.1	10.1	0	0	37	4/17	78.4	8	49	22	0	W	19-3
2025 TOTALS		17-17	612	388	3,931	63.4	6.4	10.1	25	11	52T	22/119	87.8	83	356	25	5	14-3	

+ - Overtime


## 2025 GAME-BY-GAME POSTSEASON STATISTICS (DEN)

DATE	OPPONENT	P/S	PASSING											RUSHING				W/L	SCORE
			ATT	CMP	YDS	PCT	Y/A	Y/C	TD	INT	LG	SK/YD	RATE	ATT	YDS	LG	TD		
01/17	BUF	S	46	26	279	56.5	6.1	10.7	3	1	29t	0/0	87.1	12	29	11	0	W	33-30+
2025 TOTALS		1-1	46	26	279	56.5	6.1	10.7	3	1	29T	0/0	87.1	12	29	11	0	1-0	

+ - Overtime







63 T



## ALEX PALCZEWSKI

HEIGHT/WEIGHT: 6-6 / 315

COLLEGE: Illinois

BIRTHDAY: Aug. 3, 1999

BORN: Mount Prospect, Ill.

NFL EXPERIENCE: 3rd YR

BRONCOS EXPERIENCE: 3rd YR

GP/GS: 31/13

ACQUIRED: CFA-'23

### AT A GLANCE

- A third-year tackle who was active for 31 regular-season games (13 starts) and two postseason contests with Denver (2023-25).
- In 2024, started 3-of-14 games played during the regular season and one postseason contest, totaling 149 offensive and special-teams snaps.
- Attended the University of Illinois and started all 65 games played in six seasons (2017-22), making 49 starts at tackle and 16 starts at guard during his career.
- Earned third-team All-America honors from the Associated Press as well as second-team All-Big Ten after starting all 13 games at right tackle in 2022.
- Started all 12 games (seven at tackle, five at guard) in 2021 to earn All-Big Ten honorable mention accolades.
- Started 12 games at right tackle in 2018 to earn All-Big Ten honorable mention accolades.
- Attended Prospect High School in Mt. Prospect, Ill., where he earned Mid-Suburban League East All-Conference honors.
- Signed with the Broncos as a college free agent on May 12, 2023.

**2025:** Palczewski appeared in all 17 games (10 starts) in the regular season.

**2024:** Palczewski appeared in 14 games (3 starts) in the regular season and one postseason contest, totaling 149 offensive and special-teams snaps... Made his NFL debut in the season opener at Sea. (9/8)... Made his first career start in the Week 3 win at T.B. (9/22)... Made his NFL postseason debut in the AFC Wild Card Playoff at Buf. (1/12).

**2023:** Palczewski spent games 1-16 on injured reserve before being activated for the season finale at L.V. (1/7).

**COLLEGE:** Palczewski attended the University of Illinois and started all 65 games played in six seasons (2017-22), making 49 starts at tackle and 16 starts at guard during his career... Earned third-team All-America honors from the Associated Press as well as second-team All-Big Ten after starting all 13 games at right tackle in 2022... Did not allow a sack in the season... Started all 12 games (seven at tackle, five at guard) in 2021 to earn All-Big Ten honorable mention accolades... Made four starts at right tackle in 2020 and missed the last four games due to injury... Named All-Big Ten third team in 2019 after starting 13 games at right tackle... Started 12 games at right tackle in 2018 to earn All-Big Ten honorable mention accolades... Was named BTN.com All-Freshman team honorable mention in 2017 after starting the final 11 games of the season at guard.

**PERSONAL:** Palczewski attended Prospect High School in Mt. Prospect, Ill., where he earned Mid-Suburban League East All-Conference honors... Also wrestled, played water polo and was on the track and field team... Alex Palczewski (pronounced: pal-CHESS-key) was born on Aug. 3, 1999.

### Transactions

Signed by Denver as a college free agent 5/12/23.

### Alex Palczewski's NFL Regular Season Statistics

DATE	TEAM	GP	GS
2023	DEN	0	0
2024	DEN	14	3
2025	DEN	17	10
NFL TOTALS		31	13






Alex Palczewski's NFL Postseason Statistics

DATE	TEAM	GP	GS
2024	DEN	1	0
2025	DEN	1	0
NFL TOTALS		2	0





74 G



## BEN POWERS

**HEIGHT/WEIGHT:** 6-4 / 338

**BIRTHDAY:** Oct. 29, 1996

**NFL EXPERIENCE:** 7th YR

**GP/GS:** 89/76

**COLLEGE:** Oklahoma

**BORN:** Wichita, Kan.

**BRONCOS EXPERIENCE:** 3rd YR

**ACQUIRED:** UFA (Bal.)-'23

### AT A GLANCE

- A seventh-year guard who appeared in 89 career regular-season games (76 starts) and five postseason games (5 starts) for Baltimore (2019-22) and Denver (2023-25).
- In 2024, started all 17 games in the regular season and one postseason contest at LG, playing in a team-high 1,216 offensive and special-teams snaps.
- Played in and started all 17 games at LG during his first season in Denver in 2023, appearing in 1,067 offensive snaps (99.5%).
- Started all 17 games at LG and played in every offensive snap for Baltimore (1,096) in 2022.
- Played in 13 games (12 starts) in 2021 after making the transition to LG, blocking for the third-best rushing offense (145.8 ypg) and sixth-best offense (378.8 ypg) in the league.
- Appeared in all 16 games (7 starts) at RG during the 2020 season, and blocked on a line that paved the way for the league's best rushing attack (191.9 ypg.).
- Played in 38 games (35 starts) in three seasons at the University of Oklahoma (2016-18), earning consensus All-America and first-team All-Big 12 honors in 2018.
- Named second-team All-Big 12 in both 2016 and '17 at Oklahoma after spending one season at Butler (Kan.) Community College.
- Selected by Baltimore in the fourth-round (123rd overall) of the 2019 NFL Draft.
- Signed by Denver as an unrestricted free agent on March 15, 2023.

**2025:** Powers started in all 17 regular-season games for Denver at LG

**2024:** Powers started in all 17 regular-season games and one postseason contest for Denver at LG, playing in a team-high 1,216 offensive and special-teams snaps.

**2023:** Powers started all 17 games for Denver at LG during his first season with the Broncos... Appeared in 1,067 offensive snaps (99.5%)... Made his first start at LG for Denver in the season opener vs. L.V. (9/10).

**2022:** Powers started all 17 games at LG and played in every offensive snap for Baltimore (1,096)... Blocked on a line that helped lead the No. 2 rushing attack (160.0 ypg) in the NFL... Made his first career postseason start at LG at Cin. (1/15), playing in all 69 snaps on offense.

**2021:** Powers played in 13 games (12 starts) after making the transition to LG, blocking for the third-best rushing offense (145.8 ypg) and sixth-best total offense (378.8 ypg) in the league... Made his first career start at LG vs. K.C. (9/19).

**2020:** Powers appeared in all 16 games (7 starts at RG), blocking on a line that paved the way for the league's best rushing attack (191.9 ypg.)... Also started both postseason games for the Ravens, appearing in all 143 offensive snaps... Baltimore also posted a franchise-record 24 rushing scores and the third-most rushing yards (3,071) by a team in a 16-game NFL season... Made his season debut vs. Cle. (9/13)... Started his first career game vs. Ten. (11/22)... Made his NFL playoffs debut and first start in the postseason at RG in the AFC Wildcard game at Ten. (1/10)... Also started at RG in the AFC Divisional Round at Buf. (1/16).

**2019:** Powers, who was selected by Baltimore in the fourth round (123rd overall), appeared in one game during his rookie season... Was inactive for Weeks 1-16... Made his NFL debut vs. Pit. (12/29).

**COLLEGE:** Powers was a three-year starter at the University of Oklahoma (2016-18), playing in 38 games (35 starts) for the Sooners... Helped lead Oklahoma to two College Football Playoff appearances (2017, '18) and three Big 12 Championships (2016, '17, '18)... Was awarded consensus All-America honors during his senior season and was named first-team All-Big 12 by the Associated Press and the league's coaches... Was a member of the offensive line unit in 2018 to win the Joe Moore Award, annually given to the most outstanding offensive line in college football... Named second-team All-Big 12 in 2017, after playing in all 14 games (12 starts)... Earned All-Big 12 second team honors in 2016 by the Associated Press after playing 11 games (10 starts) and allowing just one sack on 595 offensive snaps... Played one year at Butler (Kan.) Community College.

**PERSONAL:** Powers attended Kapaun Mt. Carmel High School in Wichita, Kan., where he lettered in football and wrestling... Was the state runner-up in wrestling in the 285 lbs. division... Ben Powers was born Oct. 29, 1996, in Wichita, Kan.





## Transactions

Signed by Baltimore as a draft choice 5/3/19; Signed by Denver as an unrestricted free agent 3/16/23.

### Ben Powers' NFL Regular Season Statistics


DATE	TEAM	GP	GS
2019	BAL	1	0
2020	BAL	16	7
2021	BAL	13	12
2022	BAL	17	17
2023	DEN	17	17
2024	DEN	17	17
2025	DEN	8	6
NFL TOTALS		89	76

### Ben Powers' NFL Postseason Statistics

DATE	TEAM	GP	GS
2019	BAL	0	0
2020	BAL	2	2
2022	BAL	1	1
2024	DEN	1	1
2025	DEN	1	1
NFL TOTALS		5	5







46 FB



## ADAM PRENTICE

**HEIGHT/WEIGHT:** 6-0 / 245

**COLLEGE:** South Carolina

**BIRTHDAY:** Jan. 16, 1997

**BORN:** Fresno, Calif.

**NFL EXPERIENCE:** 5th YR

**BRONCOS EXPERIENCE:** 1st YR

**GP/GS:** 65/17

**ACQUIRED:** FA-'25

### AT A GLANCE

- A fifth-year player who has appeared in 65 games (17 starts) with New Orleans (2021-24) and Denver (2025), recording 19 rushes for 70 yards (3.7 avg.) along with 14 catches for 90 yards (6.4 avg.).
- Has played in one postseason contest with Denver (2025).
- Also made 17 special teams tackles and 1 miscellaneous tackle.
- Played in 17 games (7 starts), totaling seven special-teams tackles in 2024.
- Appeared in 13 games (1 start) in 2023 and produced 12 yards on two carries (6.0 avg.) in addition to 12 yards on two catches (6.0 avg.) and 5 special-teams tackles.
- Finished with four carries for nine yards (2.3 avg.), three receptions for nine yards (3.0 avg.) and 3 special-teams tackles in 11 games (2 starts) in 2022.
- In 2021, played in seven games (3 starts), totaling three rushes for five yards (1.7 avg.) and three catches for 16 yards (5.3 avg.) in addition to 1 special-teams tackle.
- Appeared in 47 games with South Carolina (2020) and Colorado State (2015-19), totaling of 18 carries for 65 yards (3.6 avg.) in addition to 20 receptions for 128 yards (6.5 avg.) with one touchdown
- Originally entered the NFL as a college free agent with Denver on May 14, 2021.
- Signed by Denver as a free agent on Aug. 15, 2025.

**2025:** Prentice played in all 17 games (4 starts), totaling 10 carries for 44 yards (4.4 avg.) and six receptions for 53 yards (8.8 avg.)... Made his Broncos debut in Week 1 vs. Ten. (9/7), catching one pass for four yards... Recorded one reception for 13 yards (13.0 avg.) vs. L.V. (11/6)... Recorded one reception for 14 yards (14.0 avg.) vs. K.C. (11/16)... Recorded one reception for 11 yards (11.0 avg.) at Was. (11/30)... Recorded two receptions for 11 yards (5.5 avg.) and 22 yards on two rushing attempts (11.0 avg.) at L.V. (12/7)... Set a new career high with an 18-yard rush against the Raiders... Made his NFL postseason debut in the AFC Divisional Round vs. Buf (1/17).

**2024:** Prentice played in 17 games (7 starts), totaling seven special-teams tackles... Made his season debut in Week 1 vs. Car. (9/8)... Notched special teams tackles in contests at Atl. (9/29), at K.C. (10/7), vs. Den. (10/17), at Car. (11/3), vs. Was. (12/15), at G.B. (12/23) and vs. L.V. (12/29).

**2023:** Prentice appeared in 13 games (1 start) and produced 12 yards on two carries (6.0 avg.) in addition to 12 yards on two catches (6.0 avg.) and 5 special-teams tackles... Rushed once for five yards and caught a five-yard pass vs. T.B. (10/1)... Recorded a seven-yard rush and seven-yard reception in Week 17 at T.B. (12/31).

**2022:** Prentice finished with four carries for nine yards (2.3 avg.), three receptions for nine yards (3.0 avg.) and 3 special-teams tackles in 11 games (2 starts)... Rushed twice for five yards (2.5 avg.) at Cle. (12/24)... Notched a two-yard rush and four-yard catch at Phi. (1/1).

**2021:** Prentice played in seven games (3 starts), totaling three rushes for five yards (1.7 avg.) and three catches for 16 yards (5.3 avg.) in addition to 1 special-teams tackle... Made his NFL debut in Week 12 vs. Buf. (11/25), catching a 10-yard pass in the contest... Rushed once for two yards and caught one pass for four yards vs. Car. (1/2).

**COLLEGE:** Prentice appeared in 47 games with South Carolina (2020) and Colorado State (2015-19), totaling of 18 carries for 65 yards (3.6 avg.) in addition to 20 receptions for 128 yards (6.5 avg.) with one touchdown... Saw action in 10 games with the Gamecocks in 2020, totaling two receptions for 13 yards (6.5 avg.)... Played 12 games (2 starts) for the Rams in 2019, posting seven receptions for 44 yards (6.3 avg.)... Notched 16 rushes for 62 yards (3.9 avg.) and four catches for 26 yards (6.5 avg.) in 12 games (6 starts) played at CSU in 2018... Compiled seven catches for 45 yards (6.4 avg.) with one touchdown during his first collegiate season in 2017.

**PERSONAL:** Prentice prepped at Clovis (Calif.) High School, where he earned three varsity letters in football and wrestling in addition to two in track... Was a national champion wrestler, in addition to earning two state titles..... A native of Fresno, Calif., Adam Prentice was born Jan. 16, 1997.

### Transactions



# UPDATED PLAYER BIOS



Signed by Denver as a college free agent 5/14/21; Waived by Denver 8/31/21; Acquired by New Orleans off waivers 9/1/21; Waived by New Orleans 9/14/21; Signed by New Orleans (practice squad) 9/16/21; Signed by New Orleans (active roster) 12/2/21; Waived by New Orleans 10/1/22; Signed by New Orleans (practice squad) 10/4/22; Signed by New Orleans (active roster) 11/10/22; Waived by New Orleans 11/14/23; Signed by New Orleans (practice squad) 11/16/23; Signed by New Orleans (active roster) 12/9/23; Re-signed by New Orleans 3/13/24; Signed by Denver 8/17/25; Released by Denver 8/26/25; Signed by Denver (practice squad) 8/27/25.

Adam Prentice's NFL Regular Season Rushing/Receiving Statistics

DATE	TEAM	RUSHING							RECEIVING				
		GP	GS	NO.	YDS.	AVG.	LG	TD	NO.	YDS.	AVG.	LG	TD
2021	DEN	0	0	0	0	0.0	0	0	0	0	0.0	0	0
Went from <b>Denver</b> to <b>New Orleans</b> .													
2021	NO	7	3	3	5	1.7	2	0	3	16	5.3	10	0
2021	TOT	7	3	3	5	1.7	2	0	3	16	5.3	10	0
2022	NO	11	2	4	9	2.3	3	0	3	9	3.0	4	0
2023	NO	13	1	2	12	6.0	7	0	2	12	6.0	7	0
2024	NO	17	7	0	0	0.0	0	0	0	0	0.0	0	0
2025	DEN	17	4	10	44	4.4	18	0	6	53	8.8	14	0
NFL TOTALS		65	17	19	70	3.7	18	0	14	90	6.4	14	0

Adam Prentice's NFL Postseason Rushing/Receiving Statistics

DATE	TEAM	RUSHING							RECEIVING				
		GP	GS	NO.	YDS.	AVG.	LG	TD	NO.	YDS.	AVG.	LG	TD
2025	DEN	1	0	0	0	0.0	0	0	0	0	0.0	0	0
NFL TOTALS		1	0	0	0	0.0	0	0	0	0	0.0	0	0

Adam Prentice's NFL Regular Season Return Statistics

DATE	TEAM	KICKOFF RETURNS					PUNT RETURNS					
		RET.	YDS.	AVG.	LG	TD	NO.	FC	YDS.	AVG.	LG	TD
2021	DEN	0	0	0.0	0	0	0	0	0	0.0	0	0
Went from <b>Denver</b> to <b>New Orleans</b> .												
2021	NO	0	0	0.0	0	0	0	0	0	0.0	0	0
2021	TOT	0	0	0.0	0	0	0	0	0	0.0	0	0
2022	NO	0	0	0.0	0	0	0	0	0	0.0	0	0
2023	NO	0	0	0.0	0	0	0	0	0	0.0	0	0
2024	NO	0	0	0.0	0	0	0	0	0	0.0	0	0
2025	DEN	0	0	0.0	0	0	0	0	0	0.0	0	0
NFL TOTALS		0	0	0.0	0	0	0	0	0	0.0	0	0

Adam Prentice's NFL Postseason Return Statistics

DATE	TEAM	KICKOFF RETURNS					PUNT RETURNS					
		RET.	YDS.	AVG.	LG	TD	NO.	FC	YDS.	AVG.	LG	TD
2025	DEN	0	0	0.0	0	0	0	0	0	0.0	0	0
NFL TOTALS		0	0	0.0	0	0	0	0	0	0.0	0	0



# UPDATED PLAYER BIOS



## SINGLE-GAME HIGHS: RUSHING/RECEIVING

**Rush Attempts** 2 at Kansas City Chiefs, Dec 25, 2025  
2 at Las Vegas Raiders, Dec 07, 2025  
2 at Cleveland Browns, Dec 24, 2022  
1 vs. Green Bay Packers, Dec 14, 2025  
...12 more at 1.

**Rushing Yards** 22 at Las Vegas Raiders, Dec 07, 2025  
8 at Philadelphia Eagles, Oct 05, 2025  
7 at Tampa Bay Buccaneers, Dec 31, 2023  
5 vs. Tampa Bay Buccaneers, Oct 01, 2023  
5 at Cleveland Browns, Dec 24, 2022

**Longest Runs** 18 at Las Vegas Raiders, Dec 07, 2025  
8 at Philadelphia Eagles, Oct 05, 2025  
7 at Tampa Bay Buccaneers, Dec 31, 2023  
5 vs. Tampa Bay Buccaneers, Oct 01, 2023  
4 at Las Vegas Raiders, Dec 07, 2025  
...1 more at 4.

**Receptions** 2 at Las Vegas Raiders, Dec 07, 2025  
1 at Washington Commanders, Nov 30, 2025  
1 vs. Kansas City Chiefs, Nov 16, 2025  
1 vs. Las Vegas Raiders, Nov 06, 2025  
...9 more at 1.

**Receiving Yards** 14 vs. Kansas City Chiefs, Nov 16, 2025  
13 vs. Las Vegas Raiders, Nov 06, 2025  
11 at Las Vegas Raiders, Dec 07, 2025  
11 at Washington Commanders, Nov 30, 2025  
10 vs. Buffalo Bills, Nov 25, 2021

**Longest Receptions** 14 vs. Kansas City Chiefs, Nov 16, 2025  
13 vs. Las Vegas Raiders, Nov 06, 2025  
11 at Washington Commanders, Nov 30, 2025  
10 vs. Buffalo Bills, Nov 25, 2021  
7 at Tampa Bay Buccaneers, Dec 31, 2023

**All-Purpose Yards** 33 at Las Vegas Raiders, Dec 07, 2025  
14 at Washington Commanders, Nov 30, 2025  
14 vs. Kansas City Chiefs, Nov 16, 2025  
14 at Tampa Bay Buccaneers, Dec 31, 2023  
13 vs. Las Vegas Raiders, Nov 06, 2025

**Special Teams Tackles** 2 vs. Los Angeles Chargers, Jan 04, 2026  
2 at Washington Commanders, Nov 30, 2025  
1 at Kansas City Chiefs, Dec 25, 2025  
1 vs. Green Bay Packers, Dec 14, 2025  
...21 more at 1.

## 2024 GAME-BY-GAME REGULAR-SEASON STATISTICS (NO)

DATE	OPPONENT	P/S	RUSHING					RECEIVING					W/L	SCORE
			NO.	YDS.	AVG.	LG	TD	NO.	YDS.	AVG.	LG	TD		
09/08	CAR	P	0	0	0.0	0	0	0	0	0.0	0	0	W	47-10
09/15	at DAL	P	0	0	0.0	0	0	0	0	0.0	0	0	W	44-19
09/22	PHI	S	0	0	0.0	0	0	0	0	0.0	0	0	L	12-15
09/29	at ATL	P	0	0	0.0	0	0	0	0	0.0	0	0	L	24-26
10/07	at KC	P	0	0	0.0	0	0	0	0	0.0	0	0	L	13-26
10/13	TB	P	0	0	0.0	0	0	0	0	0.0	0	0	L	27-51
10/17	DEN	S	0	0	0.0	0	0	0	0	0.0	0	0	L	10-33
10/27	at LAC	P	0	0	0.0	0	0	0	0	0.0	0	0	L	8-26
11/03	at CAR	P	0	0	0.0	0	0	0	0	0.0	0	0	L	22-23
11/10	ATL	S	0	0	0.0	0	0	0	0	0.0	0	0	W	20-17
11/17	CLE	S	0	0	0.0	0	0	0	0	0.0	0	0	W	35-14
12/01	LAR	S	0	0	0.0	0	0	0	0	0.0	0	0	L	14-21
12/08	at NYG	S	0	0	0.0	0	0	0	0	0.0	0	0	W	14-11
12/15	WAS	S	0	0	0.0	0	0	0	0	0.0	0	0	L	19-20
12/23	at GB	P	0	0	0.0	0	0	0	0	0.0	0	0	L	0-34
12/29	LV	P	0	0	0.0	0	0	0	0	0.0	0	0	L	10-25
01/05	at TB	P	0	0	0.0	0	0	0	0	0.0	0	0	L	19-27
2024 TOTALS		17-7	0	0	0.0	0	0	0	0	0.0	0	0	5-12	



# UPDATED PLAYER BIOS



## 2025 GAME-BY-GAME REGULAR-SEASON STATISTICS (DEN)

DATE	OPPONENT	P/S	RUSHING					RECEIVING					W/L	SCORE
			NO.	YDS.	AVG.	LG	TD	NO.	YDS.	AVG.	LG	TD		
09/07	TEN	P	0	0	0.0	0	0	1	4	4.0	4	0	W	20-12
09/14	at IND	S	0	0	0.0	0	0	0	0	0.0	0	0	L	28-29
09/21	at LAC	S	0	0	0.0	0	0	0	0	0.0	0	0	L	20-23
09/29	CIN	P	1	4	4.0	4	0	0	0	0.0	0	0	W	28-3
10/05	at PHI	P	1	8	8.0	8	0	0	0	0.0	0	0	W	21-17
10/12	at NYJ	P	1	3	3.0	3	0	0	0	0.0	0	0	W	13-11
10/19	NYG	P	0	0	0.0	0	0	0	0	0.0	0	0	W	33-32
10/26	DAL	P	0	0	0.0	0	0	0	0	0.0	0	0	W	44-24
11/02	at HOU	P	1	2	2.0	2	0	0	0	0.0	0	0	W	18-15
11/06	LV	P	0	0	0.0	0	0	1	13	13.0	13	0	W	10-7
11/16	KC	P	0	0	0.0	0	0	1	14	14.0	14	0	W	22-19
11/30	at WAS	S	1	3	3.0	3	0	1	11	11.0	11	0	W	27-26+
12/07	at LV	P	2	22	11.0	18	0	2	11	5.5	6	0	W	24-17
12/14	GB	S	1	-1	-1.0	-1	0	0	0	0.0	0	0	W	34-26
12/21	JAX	P	0	0	0.0	0	0	0	0	0.0	0	0	L	20-34
12/25	at KC	P	2	3	1.5	3	0	0	0	0.0	0	0	W	20-13
01/04	LAC	P	0	0	0.0	0	0	0	0	0.0	0	0	W	19-3
<b>2025 TOTALS</b>		<b>17-4</b>	<b>10</b>	<b>44</b>	<b>4.4</b>	<b>18</b>	<b>0</b>	<b>6</b>	<b>53</b>	<b>8.8</b>	<b>14</b>	<b>0</b>	<b>14-3</b>	

+ - Overtime


## 2025 GAME-BY-GAME POSTSEASON STATISTICS (DEN)

DATE	OPPONENT	P/S	RUSHING					RECEIVING					W/L	SCORE
			NO.	YDS.	AVG.	LG	TD	NO.	YDS.	AVG.	LG	TD		
01/17	BUF	P	0	0	0.0	0	0	0	0	0.0	0	0	W	33-30+
<b>2025 TOTALS</b>		<b>1-0</b>	<b>0</b>	<b>0</b>	<b>0.0</b>	<b>0</b>	<b>0</b>	<b>0</b>	<b>0</b>	<b>0.0</b>	<b>0</b>	<b>0</b>	<b>1-0</b>	

+ - Overtime







**47 ILB**



**KARENE  
REID**

**HEIGHT/WEIGHT:** 6-0 / 226

**BIRTHDAY:** Feb. 19, 2000

**NFL EXPERIENCE:** R

**GP/GS:** 10/0

**COLLEGE:** Utah

**BORN:** American Fork, Utah

**BRONCOS EXPERIENCE:** R

**ACQUIRED:** CFA-'25

## AT A GLANCE

- Made his NFL debut in the season opener against Tennessee*
- A rookie linebacker who appeared in 43 games (39 starts) over four seasons at the University of Utah (2021-24), totaling 238 tackles (109 solo), nine sacks (62 yds.), three interceptions (47 yds., 1 TD), 13 passes defended, one forced fumble and two fumble recoveries.*
- Started all eight games played in 2024, totaling 54 tackles (29 solo), three sacks (21 yds.), one pass defended and one fumble recovery.*
- Was named second-team All-Pac-12 by the league's coaches in 2023 after totaling 67 tackles (24 solo), one interception (21 yds., 1 TD) and five passes defended in 11 starts*
- Started all 14 games played in 2022, earning second-team all conference honors after tallying 72 tackles (34 solo), five sacks (35 yds.), one interception (13 yds.), four passes defended, one forced fumble and one fumble recovery.*
- Started 6-of-10 games played as a freshman in 2021, recording 45 tackles (22 solo), one sack (6 yds.), one interception (13 yds.) and three passes defended.*
- Attended Timpview High School in Provo, Utah, where he earned first-team all-state honors and was named Utah Valley Defensive MVP in 2017*
- Entered the NFL as a college free agent with Denver on May 9, 2025.*

**2025:** Reid played in 10 games during his rookie season in Denver, tallying two tackles (2 solo) and three special teams stops... Made his NFL debut in the season opener vs. Ten. (9/7), seeing action on special teams... Recorded his first-career tackle at NYJ (10/12)... Has appeared in all 10 games this season.

**2024:** Reid started all eight games played in 2024, totaling 54 tackles (29 solo), three sacks (21 yds.), one pass defended and one fumble recovery.

**2023:** Reid was named second-team All-Pac-12 by the league's coaches in 2023 after totaling 67 tackles (24 solo), one interception (21 yds., 1 TD) and five passes defended in 11 starts... Earned Pac-12 Defensive Player of the Week honors against UCLA (9/23) after recording nine tackles, one interception (21 yds., 1 TD) and two passes defended.

**2022:** Reid started all 14 games played in 2022, earning second-team all-conference honors after tallying 72 tackles (34 solo), five sacks (35 yds.), one interception (13 yds.), four passes defended, one forced fumble and one fumble recovery.

**2021:** Reid started 6-of-10 games played as a freshman in 2021, recording 45 tackles (22 solo), one sack (6 yds.), one interception (13 yds.) and three passes defended.

**HIGH SCHOOL:** Reid attended Timpview High School in Provo, Utah, where he earned first-team all-state honors and was named Utah Valley Defensive MVP in 2017... Was also named first-team all-region twice... Recorded 84 tackles as a senior and 54 tackles along with one interception as a junior

**PERSONAL:** Karene Reid was born February 19, 2000 in American Fork, Utah.

## Transactions

Signed by Denver as a college free agent 5/9/25.





Karene Reid's NFL Regular Season Defensive Statistics

				TACKLES								INTERCEPTIONS						O. FUMB				ST					MISC	
DATE	TEAM	GP	GS	TK	S	A	TFL	YDS	SK	YDS	QBH	NO	YDS	LG	TD	PD	FF	FR	TD	YDS	TK	S	A	FF	FR	S	A	
2025	DEN	10	0	2	2	0	0	0	0.0	0.0	0	0	0	0	0	0	0	0	0	0	3	2	1	0	0	0	0	
NFL TOTALS		10	0	2	2	0	0	0	0.0	0.0	0	0	0	0	0	0	0	0	0	0	3	2	1	0	0	0	0	

Karene Reid's NFL Postseason Defensive Statistics

				TACKLES								INTERCEPTIONS						O. FUMB				ST					MISC	
DATE	TEAM	GP	GS	TK	S	A	TFL	YDS	SK	YDS	QBH	NO	YDS	LG	TD	PD	FF	FR	TD	YDS	TK	S	A	FF	FR	S	A	
2025	DEN	0	0	0	0	0	0	0	0.0	0.0	0	0	0	0	0	0	0	0	0	0	0	0	0	0	0	0	0	
NFL TOTALS		0	0	0	0	0	0	0	0.0	0.0	0	0	0	0	0	0	0	0	0	0	0	0	0	0	0	0	0	

SINGLE-GAME HIGHS: DEFENSIVE

**Total Tackles** 1 at New York Jets, Oct 12, 2025      **Solo Tackles** 1 at New York Jets, Oct 12, 2025

2025 GAME-BY-GAME REGULAR-SEASON STATISTICS (DEN)

			TACKLES								INTERCEPTIONS					O. FUMB					ST				MISC			
DATE	OPPONENT	P/S	TK	S	A	SK	YDS	TFL	YDS	QBH	NO	YDS	LG	TD	PD	FF	FR	TD	YDS	TK	S	A	FF	FR	S	A	W/L	SCORE
09/07	TEN	P	0	0	0	0.0	0.0	0	0	0	0	0	0	0	0	0	0	0	0	0	0	0	0	0	0	0	W	20-12
09/14	at IND	P	0	0	0	0.0	0.0	0	0	0	0	0	0	0	0	0	0	0	0	0	0	0	0	0	0	0	L	28-29
09/21	at LAC	P	0	0	0	0.0	0.0	0	0	0	0	0	0	0	0	0	0	0	0	0	0	0	0	0	0	0	L	20-23
09/29	CIN	P	0	0	0	0.0	0.0	0	0	0	0	0	0	0	0	0	0	0	0	1	1	0	0	0	0	0	W	28-3
10/05	at PHI	P	0	0	0	0.0	0.0	0	0	0	0	0	0	0	0	0	0	0	0	1	1	0	0	0	0	0	W	21-17
10/12	at NYJ	P	1	1	0	0.0	0.0	0	0	0	0	0	0	0	0	0	0	0	0	1	0	1	0	0	0	0	W	13-11
10/19	NYG	P	0	0	0	0.0	0.0	0	0	0	0	0	0	0	0	0	0	0	0	0	0	0	0	0	0	0	W	33-32
10/26	DAL	P	1	1	0	0.0	0.0	0	0	0	0	0	0	0	0	0	0	0	0	0	0	0	0	0	0	0	W	44-24
11/02	at HOU	P	0	0	0	0.0	0.0	0	0	0	0	0	0	0	0	0	0	0	0	0	0	0	0	0	0	0	W	18-15
11/06	LV	P	0	0	0	0.0	0.0	0	0	0	0	0	0	0	0	0	0	0	0	0	0	0	0	0	0	0	W	10-7
11/16	KC		INJURED RESERVE																			W	22-19					
11/30	at WAS		INJURED RESERVE																			W	27-26+					
12/07	at LV		INJURED RESERVE																			W	24-17					
12/14	GB		INJURED RESERVE																			W	34-26					
12/21	JAX		INJURED RESERVE																			L	20-34					
12/25	at KC		INJURED RESERVE																			W	20-13					
01/04	LAC		INJURED RESERVE																			W	19-3					
2025 TOTALS		10-0	2	2	0	0.0	0.0	0	0	0	0	0	0	0	0	0	0	0	0	3	2	1	0	0	0	0	14-3	


+ - Overtime

2025 GAME-BY-GAME POSTSEASON STATISTICS (DEN)

			TACKLES								INTERCEPTIONS						O. FUMB				ST				MISC			
DATE	OPPONENT	P/S	TK	S	A	SK	YDS	TFL	YDS	QBH	NO	YDS	LG	TD	PD	FF	FR	TD	YDS	TK	S	A	FF	FR	S	A	W/L	SCORE
01/17	BUF		ON INACTIVE LIST																								W	33-30+
2025 TOTALS			0	0	0	0.0	0.0	0	0	0	0	0	0	0	0	0	0	0	0	0	0	0	0	0	0	0	1-0	

+ - Overtime





97 DT



## MALCOLM ROACH

**HEIGHT/WEIGHT:** 6-3 / 290

**COLLEGE:** Texas

**BIRTHDAY:** Jun. 9, 1998

**BORN:** Baton Rouge, La.

**NFL EXPERIENCE:** 6th YR

**BRONCOS EXPERIENCE:** 2nd YR

**GP/GS:** 70/8

**ACQUIRED:** UFA (N.O.)-'24

### AT A GLANCE

- A sixth-year defensive tackle who has appeared in 70 regular-season career games (8 starts) with New Orleans (2020-23) and Denver (2024-25), totaling 173 tackles (71 solo), 7.5 sacks (38.0 yds.), one interception (5.0 yds.), six passes defended, one forced fumble and one fumble recovery.
- Played in two postseason games with Denver (2024-25), totaling five tackles (3 solo), 1.5 sacks (3.5 yds.) and one fumble recovery.
- Became the first player in team history to record multiple sacks and recover a fumble in a postseason game.
- In his first season in Denver in 2024, played in all 17 games (1 start) and set career highs in tackles (43) and sacks (2.5, 14 yds.) along with two passes defended, one forced fumble and one fumble recovery.
- Played in 12 games in 2023, totaling 38 tackles (13 solo) and a career-high passes defended (3).
- Recorded 26 tackles (14 solo) and one sack (3 yds.) after missing the first four games of the season with an injury in 2022.
- In 2021, played in seven games (2 starts), registering 10 tackles (4 solo), one sack (5 yds.) and one pass defended.
- Appeared in nine games as a rookie after signing with the Saints as a college free agent, finishing with 16 tackles (7 solo).
- Played at the University of Texas (2016-19), where he appeared in 47 games (23 starts) as both a defensive end and linebacker and totaled 134 tackles (83 solo), eight sacks (53 yds.) with three passes defended.
- Attended Madison Prep Academy in Baton Rouge, La., where he was named a four-time all-state selection.
- Entered the NFL as a college free agent with New Orleans on April 27, 2020.
- Signed by the Broncos as an unrestricted free agent (N.O.) on March 13, 2024.

**2025:** Roach played in 12 regular-season games (2 starts) and one postseason game for Denver, posting 41 tackles (15 solo) a career high 4.0 sacks (21.0 yds.), five quarterback hits and three tackles for loss... Made his season debut against NYJ in Week 6, recording four tackles (2 solo)... Brought down Giants QB Jaxson Dart (0 yds.) for a half sack (split with OLB Que Robinson) for his first sack of the season vs. NYG (10/19)... Notched a half sack (split with OLB Dondrea Tillman) of Texans QB C.J. Stroud (2 yds.) and finished with three tackles at Hou. (11/2)... Sacked Raiders QB Geno Smith (0 yds.) for his second sack of the season while tallying three tackles (2 solo) in the win vs. L.V. (11/6)... Tied his season high of five tackles (2 solo) with one tackle for loss in the win at Was. (11/30)... Posted his third sack of the season—a new career high—after taking down Raiders QB Geno Smith (8 yds.) and tallied a pair of tackles (2 solo) at L.V. (12/7)... Reached the backfield for a third down sack on Jaguars QB Trevor Lawrence (11 yds.) to mark a new career-high of four sacks before finishing with two tackles (2 solo) vs. Jac. (12/21)... Tallied five tackles (2 solo) in the win at K.C. (12/25)... Appeared in the AFC Divisional Round Playoff vs. Buf. (1/17) and posted his first career multi-sack performance with 1.5 sacks on Bills QB Josh Allen (3.5 yds.)... Also totaled five tackles (3 solo) and one fumble recovery in the win.

**2024:** Roach appeared in 17 games (1 start) for Denver, logging a career-high 43 tackles (18 solo), a career-high 2.5 sacks (14 yds.), eight quarterback hits, two passes defended, one forced fumble and one fumble recovery... Made his Broncos debut and tallied two tackles (1 solo) at Sea. (9/8)... Recorded three tackles (1 solo), including a fourth-quarter half sack (OLB Jonah Elliss) to force a punt, and two quarterback hits at NYJ (9/29)... Registered five tackles (4 solo) at Bal. (11/3)... Totaled three tackles (2 solo) and one quarterback takedown of Falcons QB Kirk Cousins (7 yds.) vs. Atl. (11/17)... Recorded three tackles (1 solo) and one sack of Raiders QB Gardner Minshew (4 yds.) at L.V. (11/24)... Registered a season-high six tackles (1 solo) vs. Ind. (12/15)... In first career postseason game, recorded one solo tackle at Buf. (1/12) in the AFC Wild Card Playoff.

**2023:** Roach played in 12 games, totaling career highs in tackles (38) and passes defended (3)... Registered seven tackles (2 solo), including one tackle for loss, vs. T.B. (10/1)... Broke up one pass and assisted on two tackles at N.E. (10/8)... Produced four tackles (3 solo) vs. Jac. (10/19)... Made five tackles and broke up one pass at Min. (11/12)... Recorded one pass defended in a second consecutive game while also totaling six tackles (1 solo) at Atl. (11/26)... Missed the final five games of the season after being placed on injured reserve (knee) on Dec. 6.

**2022:** Roach recorded 26 tackles (14 solo) and one sack (3 yds.) after missing the first four games of the season with an injury... Made three tackles (1 solo) at Ari. (10/20)... Set a career-high with seven tackles (5 solo)—including one tackle for loss—recorded his first career sack (3 yds.) at Pit. (11/13)... Logged three tackles (2 solo) at T.B. (12/5).

**2021:** Roach played in seven games (2 starts), registering 10 tackles (4 solo), one sack (5 yds.) and one pass defended... Made his first





# UPDATED PLAYER BIOS



career start vs. G.B. (9/12), registering one solo tackle... Tallied his first career sack (5 yds.) and pass defended in addition to two tackles (1 solo) vs. Car. (9/19)... Recorded three tackles (1 solo) in the season finale at Atl. (1/9).

**2020:** Roach appeared in nine games as a rookie after signing with the Saints as a college free agent, finishing with 16 tackles (7 solo)... Made his NFL debut in Week 1 vs. T.B. (9/13), recording two solo tackles... Made four tackles (2 solo) at L.V. (9/21)... Finished with four tackles (1 solo) vs. K.C. (12/20).

**COLLEGE:** Roach played at the University of Texas (2016-19), where he appeared in 47 games (23 starts) as both a defensive end and linebacker... Finished his career with 134 tackles (83 solo), eight sacks (53 yds.) and three passes defended... Started 12-of-13 games in 2019, finishing with a career-high 40 tackles (24 solo), three sacks (13 yds.), one pass defended and one blocked kick... Appeared in nine games (3 starts) in 2018 and logged 24 tackles (17 solo) and one pass defended... Played in 13 games (3 starts) as a sophomore in 2017, registering 37 tackles (17 solo), two sacks (16 yds.) and one pass defended... Earned honorable mention for Big 12 Defensive Freshman of the Year in 2016 after starting 5-of-12 games and producing 33 tackles (25 solo) and a career-high three sacks (24 yds.).

**PERSONAL:** Roach attended Madison Prep Academy in Baton Rouge, La., where he was a four-time all-state selection... Named first-team 2A all-state as a linebacker by the Louisiana Sports Writers Association and first-team composite by the Louisiana Football Coaches Association as a senior in 2015... Totaled 143 tackles, 14.5 sacks, two interceptions, five forced fumbles and five passes defended in 2015... Helped the Chargers to an 11-1 overall record and first district title in school history... Was named first-team 1A all-state as a defensive lineman by the Louisiana Sports Writers Association in 2014 after recording 134 tackles, 20 sacks, nine pass breakups, seven forced fumbles and three defensive touchdowns... Also caught 15 passes for 214 yards (14.3 avg.) as a tight end... Also competed in shot put and discus... Malcolm Roach was born on Jan. 19, 1995, in Baton Rouge, La.

## Transactions

Signed by New Orleans as a college free agent 4/27/20; Waived by New Orleans 12/7/21; Signed by New Orleans (practice squad) 12/9/21; Signed by New Orleans 1/11/22; Re-signed by New Orleans 3/28/23; Signed by Denver 3/13/24.

Malcolm Roach's NFL Regular Season Defensive Statistics

				TACKLES								INTERCEPTIONS					O. FUMB				ST				MISC		
DATE	TEAM	GP	GS	TK	S	A	TFL	YDS	SK	YDS	QBH	NO	YDS	LG	TD	PD	FF	FR	TD	YDS	TK	S	A	FF	FR	S	A
2020	NO	9	0	16	7	9	2	3	0.0	0.0	2	0	0	0	0	0	0	0	0	0	0	0	0	0	0	0	0
2021	NO	7	2	10	4	6	0	0	0.0	0.0	2	1	5	5	0	1	0	0	0	0	0	0	0	0	0	0	0
2022	NO	13	3	26	14	12	2	3	1.0	3.0	2	0	0	0	0	0	0	0	0	0	0	0	0	0	0	0	0
2023	NO	12	0	38	13	25	3	6	0.0	0.0	1	0	0	0	0	3	0	0	0	0	0	0	0	0	0	0	0
2024	DEN	17	1	43	18	25	5	14	2.5	14.0	8	0	0	0	0	2	1	1	0	0	0	0	0	0	0	0	0
2025	DEN	12	2	41	15	26	3	21	4.0	21.0	5	0	0	0	0	0	0	0	0	0	0	0	0	0	0	0	0
NFL TOTALS		70	8	174	71	103	15	47	7.5	38.0	20	1	5	5	0	6	1	1	0	0	0	0	0	0	0	0	0

Malcolm Roach's NFL Postseason Defensive Statistics

				TACKLES								INTERCEPTIONS					O. FUMB				ST					MISC	
DATE	TEAM	GP	GS	TK	S	A	TFL	YDS	SK	YDS	QBH	NO	YDS	LG	TD	PD	FF	FR	TD	YDS	TK	S	A	FF	FR	S	A
2020	NO	0	0	0	0	0	0	0	0.0	0.0	0	0	0	0	0	0	0	0	0	0	0	0	0	0	0	0	0
2024	DEN	1	0	1	1	0	0	0	0.0	0.0	0	0	0	0	0	0	0	0	0	0	0	0	0	0	0	0	0
2025	DEN	1	0	5	3	2	1	1	1.5	3.5	3	0	0	0	0	0	0	1	0	0	0	0	0	0	0	0	0
NFL TOTALS		2	0	6	4	2	1	1	1.5	3.5	3	0	0	0	0	0	0	1	0	0	0	0	0	0	0	0	0

## SINGLE-GAME HIGHS: DEFENSIVE

**Total Tackles** 7 vs. Tampa Bay Buccaneers, Oct 01, 2023  
...1 more at 7.

**Solo Tackles** 5 at Pittsburgh Steelers, Nov 13, 2022

**Sacks** 1.0 at Las Vegas Raiders, Dec 07, 2025  
...4 more at 1.0.

**Passes Defensed** 1 at New Orleans Saints, Oct 17, 2024  
...5 more at 1.

**Forced Fumbles** 1 at Los Angeles Chargers, Dec 19, 2024

**Fumble Recoveries**

**Tackles For Loss**

**Interceptions**

**Interception Return Yards**

1 at Las Vegas Raiders, Nov 24, 2024

2 vs. Atlanta Falcons, Nov 17, 2024

1 at Carolina Panthers, Sep 19, 2021

5 at Carolina Panthers, Sep 19, 2021





# UPDATED PLAYER BIOS



## SINGLE-GAME HIGHS - POSTSEASON: DEFENSIVE

**Total Tackles**  
**Solo Tackles**  
**Sacks**

5 vs. Buffalo Bills, Jan 17, 2026  
3 vs. Buffalo Bills, Jan 17, 2026  
1.5 vs. Buffalo Bills, Jan 17, 2026

**Fumble Recoveries**  
**Tackles For Loss**

1 vs. Buffalo Bills, Jan 17, 2026  
1 vs. Buffalo Bills, Jan 17, 2026

## 2025 GAME-BY-GAME REGULAR-SEASON STATISTICS (DEN)

			TACKLES							INTERCEPTIONS					O. FUMB				ST				MISC					
DATE	OPPONENT	P/S	TK	S	A	SK	YDS	TFL	YDS	QBH	NO	YDS	LG	TD	PD	FF	FR	TD	YDS	TK	S	A	FF	FR	S	A	W/L	SCORE
09/07	TEN													INJURED RESERVE									W	20-12				
09/14	at IND													INJURED RESERVE									L	28-29				
09/21	at LAC													INJURED RESERVE									L	20-23				
09/29	CIN													INJURED RESERVE									W	28-3				
10/05	at PHI													INJURED RESERVE									W	21-17				
10/12	at NYJ	P	4	2	2	0.0	0.0	0	0	0	0	0	0	0	0	0	0	0	0	0	0	0	0	0	0	0	W	13-11
10/19	NYG	P	5	2	3	0.5	0.0	0	0	1	0	0	0	0	0	0	0	0	0	0	0	0	0	0	0	0	W	33-32
10/26	DAL	P	4	0	4	0.0	0.0	0	0	0	0	0	0	0	0	0	0	0	0	0	0	0	0	0	0	0	W	44-24
11/02	at HOU	S	3	0	3	0.5	2.0	0	0	1	0	0	0	0	0	0	0	0	0	0	0	0	0	0	0	0	W	18-15
11/06	LV	P	3	2	1	1.0	0.0	0	0	1	0	0	0	0	0	0	0	0	0	0	0	0	0	0	0	0	W	10-7
11/16	KC	P	2	0	2	0.0	0.0	0	0	0	0	0	0	0	0	0	0	0	0	0	0	0	0	0	0	0	W	22-19
11/30	at WAS	P	5	2	3	0.0	0.0	1	2	0	0	0	0	0	0	0	0	0	0	0	0	0	0	0	0	0	W	27-26+
12/07	at LV	S	2	2	0	1.0	8.0	1	8	1	0	0	0	0	0	0	0	0	0	0	0	0	0	0	0	0	W	24-17
12/14	GB	P	3	0	3	0.0	0.0	0	0	0	0	0	0	0	0	0	0	0	0	0	0	0	0	0	0	0	W	34-26
12/21	JAX	P	3	2	1	1.0	11.0	1	11	1	0	0	0	0	0	0	0	0	0	0	0	0	0	0	0	0	L	20-34
12/25	at KC	P	5	2	3	0.0	0.0	0	0	0	0	0	0	0	0	0	0	0	0	0	0	0	0	0	0	0	W	20-13
01/04	LAC	P	2	1	1	0.0	0.0	0	0	0	0	0	0	0	0	0	0	0	0	0	0	0	0	0	0	0	W	19-3
2025 TOTALS		12-2	41	15	26	4.0	21.0	3	21	5	0	0	0	0	0	0	0	0	0	0	0	0	0	0	0	0	14-3	


+ - Overtime

## 2025 GAME-BY-GAME POSTSEASON STATISTICS (DEN)

			TACKLES							INTERCEPTIONS					O. FUMB				ST				MISC					
DATE	OPPONENT	P/S	TK	S	A	SK	YDS	TFL	YDS	QBH	NO	YDS	LG	TD	PD	FF	FR	TD	YDS	TK	S	A	FF	FR	S	A	W/L	SCORE
01/17	BUF	P	5	3	2	1.5	3.5	1	1	3	0	0	0	0	0	0	1	0	0	0	0	0	0	0	0	0	W	33-30+
2025 TOTALS		1-0	5	3	2	1.5	3.5	1	1	3	0	0	0	0	0	0	1	0	0	0	0	0	0	0	0	0	1-0	

+ - Overtime





51 OLB



QUE  
ROBINSON

HEIGHT/WEIGHT: 6-5 / 241

COLLEGE: Alabama

BIRTHDAY: May. 12, 2001

BORN: Brimingham, Ala.

NFL EXPERIENCE: R

BRONCOS EXPERIENCE: R

GP/GS: 6/0

ACQUIRED: D4-'25

AT A GLANCE

- A rookie outside linebacker who has appeared in six games, totaling nine tackles (4 solo), one pass defended and 0.5 sacks with the Broncos (2025).
- Made his NFL debut in Week 6 against the New York Jets.
- An outside linebacker who played in 43 games (5 starts) at edge and on special teams over five seasons at the University of Alabama (2020-24), recording 54 tackles, six sacks (49 yds.), 10 tackles for loss, one forced fumble and two fumble recoveries.
- Attended Jackson-Olin High School in Birmingham, Ala., where he registered 40 tackles with eight sacks and 13 tackles for loss as a junior in 2018 before an injury cut his senior season short.
- Selected by the Broncos in the fourth round (134th overall) of the 2025 NFL Draft.

**2025:** Robinson appeared in six games for Denver in his rookie season, totaling nine tackles (4 solo) a half sack, one pass defended, three tackles for loss and three special teams tackles... Made his NFL debut in Week 6 against the Jets and tallied his first-career tackle... Registered his first career sack with a half sack (split with DT Malcom Roach) of Giants QB Jaxson Dart (0 yds.) in the first quarter while finishing with three tackles (1 solo) vs. NYG (10/19).

**2024:** Robinson appeared in nine games (5 starts) for Alabama, totaling 23 tackles, including four sacks (34 yds.) and a team-leading seven tackles for loss prior to a season-ending injury at LSU (11/9)... Opened the season with three consecutive games with one sack, including recording one sack (11 yds.), a forced fumble and fumble recovery at Wisconsin (9/14)... Tallied five tackles and a team-high three tackles for loss at Vanderbilt (10/5).

**2023:** Robinson played in 14 games on defense and special teams, tallying 24 tackles, 1.5 sacks, 2.5 tackles for loss and one fumble recovery... Totaled two tackles and one sack (8 yds.) vs. Middle Tennessee (9/2)... Recovered a fumble on punt coverage vs. Michigan in the College Football Playoff Semifinal at the Rose Bowl (1/1).

**2022:** Robinson appeared in all 13 games for Alabama, seeing action on defense and special teams... Recorded seven tackles and a half sack.

**2021:** Robinson played in seven games for the Crimson Tide, seeing action on special teams... Made collegiate debut vs. Southern Mississippi (9/25).

**2020:** Robinson did not see playing time.

**HIGH SCHOOL:** Robinson attended Jackson-Olin High School in Birmingham, Ala., where he registered 40 tackles with eight sacks and 13 tackles for loss as a junior in 2018 before an injury cut his senior season short... Selected to U.S. Army All-American Bowl.

**PERSONAL:** Robinson earned his bachelor's degree from the University of Alabama... Que Robinson was born on May 12, 2001, in Brimingham, Ala.

Transactions

Signed by Denver as a draft pick 5/9/25.

Que Robinson's NFL Regular Season Defensive Statistics

DATE	TEAM	GP	GS	TACKLES						INTERCEPTIONS						O. FUMB				ST				MISC			
				TK	S	A	TFL	YDS	SK	YDS	QBH	NO	YDS	LG	TD	PD	FF	FR	TD	YDS	TK	S	A	FF	FR	S	A
2025	DEN	6	0	9	4	5	3	9	0.5	0.0	3	0	0	0	0	1	0	0	0	0	3	2	1	0	0	0	0
NFL TOTALS		6	0	9	4	5	3	9	0.5	0.0	3	0	0	0	0	1	0	0	0	0	3	2	1	0	0	0	0



# UPDATED PLAYER BIOS



## Que Robinson's NFL Postseason Defensive Statistics

				TACKLES								INTERCEPTIONS						O. FUMB				ST					MISC	
DATE	TEAM	GP	GS	TK	S	A	TFL	YDS	SK	YDS	QBH	NO	YDS	LG	TD	PD	FF	FR	TD	YDS	TK	S	A	FF	FR	S	A	
2025	DEN	0	0	0	0	0	0	0	0.0	0.0	0	0	0	0	0	0	0	0	0	0	0	0	0	0	0	0	0	
NFL TOTALS		0	0	0	0	0	0	0	0.0	0.0	0	0	0	0	0	0	0	0	0	0	0	0	0	0	0	0	0	

### SINGLE-GAME HIGHS: DEFENSIVE

<b>Total Tackles</b>	3 vs. New York Giants, Oct 19, 2025	<b>Passes Defensed</b>	1 vs. Jacksonville Jaguars, Dec 21, 2025
	2 vs. Jacksonville Jaguars, Dec 21, 2025		1 vs. Jacksonville Jaguars, Dec 21, 2025
	1 at Washington Commanders, Nov 30, 2025		1 at Washington Commanders, Nov 30, 2025
	1 vs. Kansas City Chiefs, Nov 16, 2025		1 vs. New York Giants, Oct 19, 2025
	1 at Houston Texans, Nov 02, 2025		1 vs. Jacksonville Jaguars, Dec 21, 2025
...1 more at 1.		<b>Tackles For Loss</b>	1 vs. Kansas City Chiefs, Nov 16, 2025
<b>Solo Tackles</b>	1 vs. Jacksonville Jaguars, Dec 21, 2025		1 at New York Jets, Oct 12, 2025
	1 at Washington Commanders, Nov 30, 2025		
	1 at Houston Texans, Nov 02, 2025		
	...1 more at 1.		
<b>Sacks</b>	0.5 vs. New York Giants, Oct 19, 2025		

### 2025 GAME-BY-GAME REGULAR-SEASON STATISTICS (DEN)

			TACKLES							INTERCEPTIONS					O. FUMB				ST				MISC					
DATE	OPPONENT	P/S	TK	S	A	SK	YDS	TFL	YDS	QBH	NO	YDS	LG	TD	PD	FF	FR	TD	YDS	TK	S	A	FF	FR	S	A	W/L	SCORE
09/07	TEN												ON INACTIVE LIST														W	20-12
09/14	at IND												ON INACTIVE LIST														L	28-29
09/21	at LAC												ON INACTIVE LIST														L	20-23
09/29	CIN												ON INACTIVE LIST														W	28-3
10/05	at PHI												ON INACTIVE LIST														W	21-17
10/12	at NYJ	P	1	0	1	0.0	0.0	0	0	0	0	0	0	0	0	0	0	0	0	1	1	0	0	0	0	0	W	13-11
10/19	NYG	P	3	1	2	0.5	0.0	1	3	1	0	0	0	0	0	0	0	0	0	0	0	0	0	0	0	0	W	33-32
10/26	DAL												ON INACTIVE LIST														W	44-24
11/02	at HOU	P	1	1	0	0.0	0.0	0	0	0	0	0	0	0	0	0	0	0	0	0	0	0	0	0	0	0	W	18-15
11/06	LV												INACTIVE														W	10-7
11/16	KC	P	1	0	1	0.0	0.0	0	0	0	0	0	0	0	0	0	0	0	0	1	1	0	0	0	0	0	W	22-19
11/30	at WAS	P	1	1	0	0.0	0.0	1	1	0	0	0	0	0	0	0	0	0	0	0	0	0	0	0	0	0	W	27-26+
12/07	at LV												ON INACTIVE LIST														W	24-17
12/14	GB												INACTIVE														W	34-26
12/21	JAX	P	2	1	1	0.0	0.0	1	5	2	0	0	0	0	1	0	0	0	0	1	0	1	0	0	0	0	L	20-34
12/25	at KC												INACTIVE														W	20-13
01/04	LAC												ON INACTIVE LIST														W	19-3
2025 TOTALS		6-0	9	4	5	0.5	0.0	3	9	3	0	0	0	0	1	0	0	0	0	3	2	1	0	0	0	0	14-3	

+ - Overtime


### 2025 GAME-BY-GAME POSTSEASON STATISTICS (DEN)

			TACKLES							INTERCEPTIONS					O. FUMB				ST				MISC					
DATE	OPPONENT	P/S	TK	S	A	SK	YDS	TFL	YDS	QBH	NO	YDS	LG	TD	PD	FF	FR	TD	YDS	TK	S	A	FF	FR	S	A	W/L	SCORE
01/17	BUF		ON INACTIVE LIST																							W	33-30+	
2025 TOTALS			0	0	0	0.0	0.0	0	0	0	0	0	0	0	0	0	0	0	0	0	0	0	0	0	0	0	1-0	

+ - Overtime







**49 ILB**



## ALEX SINGLETON

**HEIGHT/WEIGHT:** 6-2 / 240

**COLLEGE:** Montana State

**BIRTHDAY:** Dec. 7, 1993

**BORN:** Thousand Oaks, Calif.

**NFL EXPERIENCE:** 7th YR

**BRONCOS EXPERIENCE:** 4th YR

**GP/GS:** 95/66

**ACQUIRED:** UFA (Phi.)-'22

### AT A GLANCE

- A seventh-year inside linebacker from Montana State University who has appeared in 95 career regular-season games (66 starts) and three postseason contests (2 start) with Philadelphia (2019-21) and Denver (2022-25).
- Registered 737 tackles (416 solo), five sacks (30.0 yds.), three interceptions (80 yds., 2 TDs), 15 passes defended, three forced fumbles and five fumble recoveries during his career.
- Totaled the fifth-most tackles (737) among all NFL players since the start of the 2020 season.
- Recorded the most double-digit tackle games (13) in a single season in 2023 by any NFL player since at least 1999.
- Produced the most tackles by a Bronco (175) in a single season since at least 1991 according to press box stats and also totaled two sacks (21 yds.), four passes defended and two fumble recoveries in 2023.
- Recorded 152 tackles (92 solo) along with three passes defended and one forced fumble during the 2022 season.
- Became the only NFL player since at least 1994 to have recorded multiple games of 20+ tackles in a single season during 2022.
- Tallied a team-high 130 tackles (76 solo), one interception (29 yds., 1 TD), four passes defended, one forced fumble and one fumble recovery in 16 games played (8 starts) with Philadelphia in 2021.
- Started 11-of-16 games played in 2020, tallying a team-high 114 tackles (72 solo), two sacks (8 yds.), one interception (30 yds., 1 TD), one pass defended and two fumble recoveries.
- Played three seasons (2016-18) with the CFL's Calgary Stampeders, amassing 311 tackles, four sacks, one interception, six forced fumbles and 17 special-teams tackles in 54 career games played.
- Appeared in 38 games over four seasons (2011-14) at Montana State, recording 275 tackles (173 solo), 4.5 sacks (18 yds.), five interceptions (31 yds., 1 TD), nine passes defended and three forced fumbles.
- Signed by the Broncos as an unrestricted free agent on March 20, 2022.
- Entered the NFL with Seattle as a college free agent on May 2, 2015.

**2025:** Singleton started all 16 regular-season games he appeared in for Denver with one start in the postseason, totaling a team-high 135 tackles (54 solo), one sack, one forced fumble, four passes defended and three tackles for loss... Returned to the field with six tackles (2 solo) and one pass defended vs. Ten. (9/7)... Racked up eight tackles (4 solo) at Ind. (9/14)... Totaled a season-high 12 tackles (4 solo) with one quarterback hit at LAC (9/21)... Accumulated a team-high 11 tackles (6 solo) with one quarterback hit vs. Cin. (9/29)... Posted six tackles (4 solo) while bringing down Eagles QB Jalen Hurts (1 yd.) at Phi. (10/5)... Totaled seven tackles (5 solo) with one tackle for loss at NYJ (10/12)... Accumulated a team-high eight tackles (3 solo) vs. NYG (10/19)... Recorded his 24th double-digit tackle game as a Bronco after notching a team-high 11 tackles (2 solo) and stripping Cowboys RB Jaydon Blue for his second career forced fumble in the win vs. Dal. (10/26)... Posted another double-digit tackle performance with his team-leading 10 tackles (4 solo) at Hou. (11/2) with one tackle for loss... Tied a team-high nine tackles (2 solo) vs. L.V. (11/6)... Accumulated a team-high eight tackles (1 solo) in the win at L.V. (12/7)... Tied a team-high eight tackles (4 solo) vs. G.B. (12/14)... Logged a season-high 13 tackles (4 solo) vs. Jac. (12/21) to mark his 26th double-digit tackle game since joining the Broncos... Tied a team high with seven tackles (3 solo) and recorded one pass defended vs. LAC (1/4)... Started in his first postseason game with the Broncos in the AFC Divisional Round Playoff vs. Buf. (1/17) and racked up a team-high 14 tackles (11 solo) while also forcing one fumble... His 14 tackles set a franchise postseason record since 1994 and marked just the third time since 1994 that a Bronco has totaled double-digit tackles and forced a fumble in a postseason game.

**2024:** Singleton started three games for Denver, recording 31 tackles (17 solo), one tackle for loss and one interception (21 yds.) before suffering a knee injury and spending the rest of the season on Injured Reserve... Intercepted a pass on the second play of the season opener (21 yds.) at Sea. (9/8), tallying his first interception since 2021... Marked the first time since 2011 (vs. Oak., 9/12) that the Broncos forced a turnover on the first drive of the season... Led the Broncos with 11 tackles (7 solo) and one quarterback hit vs. Pit. (9/15)... Led Denver with 10 tackles (4 solo) at T.B. (9/22)... Marked his 34th career double-digit tackle performance, tied for the third most in the NFL since 2020... Was placed on injured reserve with a torn ACL on Sept. 25.

**2023:** Singleton totaled the most tackles by a Bronco (175) in a single season since at least 1991 according to press box stats while totaling two sacks (21 yds.), four passes defended and two fumble recoveries... Also recorded the most double-digit tackle games (13) in a single season by any NFL player since at least 1999... Posted a team-high eight tackles (4 solo) and one pass defended in the season opener vs.







L.V. (9/10)... Tallied 10 tackles (7 solo) at Mia. (9/24)... Had a team-high 12 tackles (4 solo) in the 21-point comeback win at Chi. (10/1), including making a critical fourth-and-one stop in the fourth quarter that set up a game-winning field goal by K Wil Lutz... Recorded his fourth-straight game with double-digit tackles after producing 10 tackles (9 solo) at K.C. (10/12)... Totaled a team-high 11 tackles (6 solo), including one tackle for loss in the win vs. G.B. (10/22)... That game marked Singleton's fifth-consecutive game with double-digit tackles, the longest such streak by a Bronco since LB Todd Davis in 2019 (6 games)... Led the team with seven tackles (6 solo) and broke up his 10th career pass in a win vs. K.C. (10/29)... Had a team-high 11 tackles (3 solo) and recovered his fourth career fumble in a win at Buf. (11/13)... Produced a team-high and season-high 16 tackles (11 solo) and had one quarterback hit vs. Min. (11/19)... Made 10 tackles (4 solo) while also defending one pass and recovering one fumble in the win vs. Cle. (11/26)... Recorded his ninth double-digit tackle game of the season after totaling 12 tackles (8 solo) and also recorded his third career sack (10 yds.) at Hou. (12/3)... Posted one sack in a second consecutive game while also breaking up one pass and making 14 tackles (10 solo) at LAC (12/10)... Recorded a team-high 12 tackles (10 solo) vs. N.E. (12/24)... Tied the NFL record for most double-digit tackle games (12) in a single season since at least 1991 after totaling 11 tackles (7 solo) vs. LAC (12/31)... Finished the season with a 13-tackle (5 solo) performance at L.V. (1/7), setting the new NFL record for most double-digit tackle games in a season by a player since at least 1999.

**2022:** Singleton recorded 152 tackles (92 solo) along with three passes defended and one forced fumble... Also ranked second on the team in special-teams tackles (11) ... Tied S Justin Simmons for the team high in tackles (9) in his Broncos debut at Sea. (9/12)... Totaled the most special-teams tackles by a Bronco (3) since Josh Watson vs. L.V. (11/15/20) vs. S.F. (9/25)... Set a career high in tackles with 21 (19 solo) at LAC (10/17), which marks the most tackles made by a Bronco in a single game since at least 1994 and the most by any player since Buccaneers LB Kwon Alexander had 21 at Dal. (12/18/16)... Totaled seven tackles (4 solo) and a special-teams tackle at Ten. (11/13)... Tied for a team-high 11 tackles (8 solo) along with one tackle for loss and one QB hit vs. L.V. (11/20)... Totaled seven tackles (4 solo) at Car. (11/27)... Reached the 100-tackle mark for the third-straight season after notching 17 tackles (9 solo) at Bal. (12/4)... Produced six tackles (2 solo) and two special-teams tackles vs. K.C. (12/11)... Totaled eight tackles (5 solo) and two special-teams tackles vs. Ari. (12/18)... Became the first NFL player since at least 1994 to have produced multiple 20+ tackle games in a season after finishing with 20 tackles (13 solo) at LAR (12/25)... Tied for the team high in tackles (7) and forced a fumble on a punt that set up a 16-yard rushing score by QB Russell Wilson at K.C. (1/1)... Had a team-high 11 tackles (7 solo) vs. LAC (1/8).

**2021:** Singleton led the Eagles in tackles for the second consecutive year, totaling 130 tackles (76 solo) to go along with one interception (29 yds., 1 TD), four passes defended, one forced fumble and one fumble recovery in 16 games (8 starts) played... Finished the season ranked tied for 10th in tackles among NFC linebackers... Recorded 11 tackles (5 solo) vs. S.F. (9/19)... Nabbed second consecutive double-digit tackle performance, posting 10 tackles (5 solo) at Dal. (9/27)... Tallied 13 tackles (9 solo) at Car. (10/10)... Tied regular-season career high with 15 tackles (8 solo) and added one pass defended vs. T.B. (10/14)... Had one fumble recovery, three tackles (2 solo) and career-high three special-teams stops vs. LAC (11/7)... Totaled seven tackles (4 solo) and one pass defended vs. N.O. (11/21)... Collected one pass defended in his second consecutive game and had 11 tackles (7 solo) at NYG (11/28)... Forced his first career fumble and accumulated eight tackles (4 solo) vs. Was. (12/21)... Totaled his second career interception return for touchdown (29 yds.) and added 11 tackles (9 solo), one pass defended and one special-teams stop vs. NYG (12/26)... Registered 16 tackles (10 solo), one sack (4 yds.) and four tackles for loss in the Eagles' Wild Card Game at T.B. (1/16).

**2020:** Singleton, who lead the Eagles in tackles, tallied 114 tackles (72 solo), two sacks (8 yds.), one interception (30 yds., 1 TD), one pass defended and career-high two fumble recoveries in 16 games (11 starts) played... Amassed his first career interception, returning it 30 yards for a touchdown and added two solo tackles and one pass defended at S.F. (10/11)... Made 15 tackles (8 solo) at NYG (11/22)... Nabbed his first career fumble recovery and added 11 tackles (8 solo) and one sack at Cle. (11/15)... Recorded 11 tackles in three consecutive weeks (Weeks 13-15) and collected his second career fumble recovery at Ari. (12/20)... Registered 14 tackles (8 solo) and one sack (8 yds.) in the season finale vs. Was. (1/3).

**2019:** Singleton appeared in 10 games, logging 198 special-teams snaps and five special-teams tackles... Made his NFL debut in Week 7 at Dal. (10/20) after spending the first six weeks on the team's practice squad... Appeared in the Eagles' Wild Card Game vs. Sea. (1/5).

**CANADIAN FOOTBALL LEAGUE:** Singleton played three seasons (2016-18) with the CFL's Calgary Stampede after being selected by the team with the sixth overall pick in 2016 CFL Draft... Amassed 311 tackles, four sacks, one interception, six forced fumbles and 17 special-teams tackles in 54 career games played.

**2015:** Singleton, who was signed by Seattle as a college free agent on May 2, competed with the Seahawks in training camp and was part of the Patriots, Seahawks and Vikings practice squads that season.

**COLLEGE:** Singleton appeared in 38 career games over four seasons at Montana State University (2011-14), totaling 275 tackles (173 solo), 4.5 sacks (18 yds.), five interceptions (31 yds., 1 TD), nine passes defended and three forced fumbles... Entered the 2014 season on the CFP National Watch List as one of the top players in the FCS at his position.

**PERSONAL:** Singleton prepped at Thousand Oaks (Calif.) High School, where he received all-conference and all-county honors... Named to the All-CIF (California Interscholastic Federation) Northern Division team and earned defensive MVP honors... Started the "Tackling Inclusive" initiative in 2020, which raised money for Special Olympics Pennsylvania programs... Alex Singleton was born on Dec. 7, 1993, in Thousand Oaks, Calif.

## Transactions

Signed by Seattle as a college free agent 5/2/15; Waived by Seattle 8/5/15; Signed by Seattle 8/14/15; Waived by Seattle 9/5/15; Signed by New England (practice squad) 9/9/15; Released from New England's practice squad 9/16/15; Signed by Seattle (practice squad) 11/26/15; Released from Seattle's practice squad 12/15/15; Signed by Minnesota (practice squad) 12/22/15; Signed by Minnesota 1/11/16; Waived by Minnesota 4/13/16; Signed by Philadelphia 2/6/19; Waived by Philadelphia 8/30/19; Signed by Philadelphia (practice squad) 9/1/19; Re-signed by Philadelphia 3/25/21; Signed by Denver 3/20/22; Re-Signed by Denver 3/16/23.



# UPDATED PLAYER BIOS



## Alex Singleton's NFL Regular Season Defensive Statistics

DATE	TEAM	GP	GS	TACKLES								INTERCEPTIONS						O. FUMB				ST				MISC	
				TK	S	A	TFL	YDS	SK	YDS	QBH	NO	YDS	LG	TD	PD	FF	FR	TD	YDS	TK	S	A	FF	FR	S	A
2019	PHI	10	0	0	0	0	0	0	0.0	0.0	0	0	0	0	0	0	0	0	0	0	5	2	3	0	0	0	0
2020	PHI	16	11	114	72	42	5	19	2.0	8.0	7	1	30	30t	1	1	0	2	0	1	6	3	3	0	0	0	0
2021	PHI	16	8	130	76	54	4	6	0.0	0.0	2	1	29	29t	1	4	1	0	0	0	7	5	2	0	1	0	0
2022	DEN	17	12	152	92	60	6	10	0.0	0.0	3	0	0	0	0	3	0	0	0	0	11	8	3	1	0	0	0
2023	DEN	17	16	175	105	70	6	31	2.0	21.0	6	0	0	0	0	4	0	2	0	0	2	1	1	0	0	0	0
2024	DEN	3	3	31	17	14	1	4	0.0	0.0	1	1	21	21	0	1	0	0	0	0	0	0	0	0	0	0	0
2025	DEN	16	16	135	54	81	3	5	1.0	1.0	3	0	0	0	0	4	1	0	0	0	0	0	0	0	0	0	0
NFL TOTALS		95	66	737	416	321	25	75	5.0	30.0	22	3	80	30T	2	17	2	4	0	1	31	19	12	1	1	0	0

## Alex Singleton's NFL Postseason Defensive Statistics

DATE	TEAM	GP	GS	TACKLES								INTERCEPTIONS						O. FUMB				ST				MISC	
				TK	S	A	TFL	YDS	SK	YDS	QBH	NO	YDS	LG	TD	PD	FF	FR	TD	YDS	TK	S	A	FF	FR	S	A
2019	PHI	1	0	0	0	0	0	0	0.0	0.0	0	0	0	0	0	0	0	0	0	0	0	0	0	0	0	0	0
2021	PHI	1	1	16	10	6	4	8	1.0	4.0	1	0	0	0	0	0	0	0	0	0	0	0	0	0	0	0	0
2024	DEN	0	0	0	0	0	0	0	0.0	0.0	0	0	0	0	0	0	0	0	0	0	0	0	0	0	0	0	0
2025	DEN	1	1	14	11	3	0	0	0.0	0.0	1	0	0	0	0	0	1	0	0	0	0	0	0	0	0	0	0
NFL TOTALS		3	2	30	21	9	4	8	1.0	4.0	2	0	0	0	0	0	1	0	0	0	0	0	0	0	0	0	0

### SINGLE-GAME HIGHS: DEFENSIVE

<b>Total Tackles</b>	21 at Los Angeles Chargers, Oct 17, 2022	<b>Tackles For Loss</b>	3 at New York Giants, Nov 28, 2021
<b>Solo Tackles</b>	19 at Los Angeles Chargers, Oct 17, 2022	<b>Interceptions</b>	1 vs. New York Giants, Dec 26, 2021
<b>Sacks</b>	1.0 at Philadelphia Eagles, Oct 05, 2025 ...4 more at 1.0.	<b>Interception Return Yards</b>	30 at San Francisco 49ers, Oct 04, 2020 ...1 more at 1.
<b>Passes Defensed</b>	2 at Washington Commanders, Nov 30, 2025 ...1 more at 2.	<b>Special Teams Tackles</b>	3 vs. Los Angeles Chargers, Nov 07, 2021
<b>Forced Fumbles</b>	1 vs. Dallas Cowboys, Oct 26, 2025 ...1 more at 1.	<b>Special Teams Fumble Recoveries</b>	1 vs. Los Angeles Chargers, Nov 07, 2021
<b>Fumble Recoveries</b>	1 at Arizona Cardinals, Dec 20, 2020 ...1 more at 1.	<b>Longest Opp Fumble Return</b>	1 at Cleveland Browns, Nov 22, 2020

### SINGLE-GAME HIGHS - POSTSEASON: DEFENSIVE

<b>Total Tackles</b>	16 at Tampa Bay Buccaneers, Jan 16, 2022	<b>Forced Fumbles</b>	1 vs. Buffalo Bills, Jan 17, 2026
<b>Solo Tackles</b>	11 vs. Buffalo Bills, Jan 17, 2026	<b>Tackles For Loss</b>	4 at Tampa Bay Buccaneers, Jan 16, 2022
<b>Sacks</b>	1.0 at Tampa Bay Buccaneers, Jan 16, 2022		



# UPDATED PLAYER BIOS



## 2025 GAME-BY-GAME REGULAR-SEASON STATISTICS (DEN)

			TACKLES								INTERCEPTIONS					O. FUMB				ST				MISC					
DATE	OPPONENT	P/S	TK	S	A	SK	YDS	TFL	YDS	QBH	NO	YDS	LG	TD	PD	FF	FR	TD	YDS	TK	S	A	FF	FR	S	A	W/L	SCORE	
09/07	TEN	S	6	2	4	0.0	0.0	0	0	0	0	0	0	0	1	0	0	0	0	0	0	0	0	0	0	0	0	W	20-12
09/14	at IND	S	9	4	5	0.0	0.0	0	0	0	0	0	0	0	0	0	0	0	0	0	0	0	0	0	0	0	0	L	28-29
09/21	at LAC	S	12	4	8	0.0	0.0	0	0	1	0	0	0	0	0	0	0	0	0	0	0	0	0	0	0	0	0	L	20-23
09/29	CIN	S	11	6	5	0.0	0.0	0	0	1	0	0	0	0	0	0	0	0	0	0	0	0	0	0	0	0	0	W	28-3
10/05	at PHI	S	6	4	2	1.0	1.0	1	1	0	0	0	0	0	0	0	0	0	0	0	0	0	0	0	0	0	0	W	21-17
10/12	at NYJ	S	7	5	2	0.0	0.0	1	1	0	0	0	0	0	0	0	0	0	0	0	0	0	0	0	0	0	0	W	13-11
10/19	NYG	S	8	3	5	0.0	0.0	0	0	0	0	0	0	0	0	0	0	0	0	0	0	0	0	0	0	0	0	W	33-32
10/26	DAL	S	11	2	9	0.0	0.0	0	0	0	0	0	0	0	0	1	0	0	0	0	0	0	0	0	0	0	0	W	44-24
11/02	at HOU	S	10	4	6	0.0	0.0	1	3	0	0	0	0	0	0	0	0	0	0	0	0	0	0	0	0	0	0	W	18-15
11/06	LV	S	9	2	7	0.0	0.0	0	0	0	0	0	0	0	0	0	0	0	0	0	0	0	0	0	0	0	0	W	10-7
11/16	KC		ON INACTIVE LIST																								W	22-19	
11/30	at WAS	S	6	4	2	0.0	0.0	0	0	1	0	0	0	0	2	0	0	0	0	0	0	0	0	0	0	0	0	W	27-26+
12/07	at LV	S	8	1	7	0.0	0.0	0	0	0	0	0	0	0	0	0	0	0	0	0	0	0	0	0	0	0	0	W	24-17
12/14	GB	S	8	4	4	0.0	0.0	0	0	0	0	0	0	0	0	0	0	0	0	0	0	0	0	0	0	0	0	W	34-26
12/21	JAX	S	13	4	9	0.0	0.0	0	0	0	0	0	0	0	0	0	0	0	0	0	0	0	0	0	0	0	0	L	20-34
12/25	at KC	S	4	2	2	0.0	0.0	0	0	0	0	0	0	0	0	0	0	0	0	0	0	0	0	0	0	0	0	W	20-13
01/04	LAC	S	7	3	4	0.0	0.0	0	0	0	0	0	0	0	1	0	0	0	0	0	0	0	0	0	0	0	0	W	19-3
2025 TOTALS		16-16	135	54	81	1.0	1.0	3	5	3	0	0	0	0	4	1	0	0	0	0	0	0	0	0	0	0	0	14-3	

+ - Overtime


## 2025 GAME-BY-GAME POSTSEASON STATISTICS (DEN)

			TACKLES							INTERCEPTIONS					O. FUMB				ST				MISC						
DATE	OPPONENT	P/S	TK	S	A	SK	YDS	TFL	YDS	QBH	NO	YDS	LG	TD	PD	FF	FR	TD	YDS	TK	S	A	FF	FR	S	A	W/L	SCORE	
01/17	BUF	S	14	11	3	0.0	0.0	0	0	1	0	0	0	0	0	1	0	0	0	0	0	0	0	0	0	0	0	W	33-30+
2025 TOTALS		1-1	14	11	3	0.0	0.0	0	0	1	0	0	0	0	0	1	0	0	0	0	0	0	0	0	0	0	0	1-0	

+ - Overtime







34 S



## JL SKINNER

**HEIGHT/WEIGHT:** 6-4 / 220

**COLLEGE:** Boise State

**BIRTHDAY:** Apr. 16, 2001

**BORN:** San Diego, Calif.

**NFL EXPERIENCE:** 3rd YR

**BRONCOS EXPERIENCE:** 3rd YR

**GP/GS:** 33/0

**ACQUIRED:** D6-'23

### AT A GLANCE

- A third-year safety who has appeared in 33 regular-season games and two postseason contests with the Broncos (2023-25), totaling two assisted tackles, 20 special-teams tackles, two special teams fumble recoveries and one blocked punt.
- Played in two games in his rookie season with Denver in 2023.
- Started 31-of-44 games played at Boise State University from 2019-22, posting 208 tackles (133 solo), seven interceptions (50 yds.), 20 passes defended, two forced fumbles and three fumble recoveries.
- Was named first-team All-Mountain West in 2022 after making 65 tackles (36 solo), four interceptions (30 yds.) and eight passes defended in 12 starts.
- Started all 12 games in 2021, recording 92 tackles (66 solo), two interceptions (-1 yds.), seven passes defended, two forced fumbles and three fumble recoveries to earn All-Mountain West second team honors.
- Started all six games he played in during the 2020 season, totaling 37 tackles (24 solo), one interception (21 yds.) and two passes defended.
- Played in 14 games (1 start) as a freshman in 2019, producing 14 tackles (7 solo), 0.5 TFLs and three passes defended.
- Prepped at Point Loma High School in San Diego, where he was named first-team All-CIF San Diego
- Section as a senior and All-CIF San Diego Section and first-team All-Western League as a junior.
- Selected by the Broncos in the sixth round (183rd overall) of the 2023 NFL Draft.

**2025:** Skinner played in all 17 regular-season games and one postseason for Denver, tallying 12 special teams tackles and one fumble recovery on kick coverage unit... Recovered his second career special teams fumble recovery (forced by OLB Jonah Elliss) at LAC (9/21)... Came up with a blocked punt vs. L.V. (11/6), marking his first career blocked punt and the first Broncos blocked punt since Week 3 of the 2018 season at Bal. (9/23).

**2024:** Skinner appeared in 14 regular-season contests for Denver, recording one defensive tackle, eight special teams tackles and one special teams FR... Recovered a fumble that set up Denver's offense inside the red zone in the second quarter at Sea. (9/8)... Downed a punt at the Panthers' one-yard line vs. Car. (10/27)... Recorded first-career defensive tackle vs. Atl. (11/17)... Made postseason debut and recorded one special teams tackle at Buf. (1/12) in the AFC Wild Card Playoff.

**2023:** Skinner appeared in two games during his rookie season with Denver after being selected in the sixth round (183rd overall) in the 2023 NFL Draft... Made his NFL debut vs. Min. (11/19)... Also played in the season finale at L.V. (1/7).

**COLLEGE:** Skinner played in 44 games (31 starts) at Boise State from 2019-22, totaling 208 tackles (133 solo), seven interceptions (50 yds.), 20 passes defended, two forced fumbles and three fumble recoveries... Was named first-team All-Mountain West in 2022 after producing 65 tackles (36 solo), four interceptions (30 yds.) and eight passes defended in 12 starts... Tied a career-high 13 tackles (2 solo) at UTEP (9/23)... Was named Mountain West Defensive Player of the Week after totaling two interceptions (3 yds.) and five tackles (3 solo) at Wyoming (11/19) to help the Broncos clinch the Mountain Division... Earned All-Mountain West second team honors in 2021 after starting all 12 games, recording 92 tackles (66 solo), two interceptions (-1 yds.), seven passes defended, two forced fumbles and three fumble recoveries... Led the team in tackles, solo tackles and fumble recoveries while he tied for the second most forced fumbles... Started all six games he appeared in during the 2020 season, totaling 37 tackles (24 solo), one interception (21 yds.) and two passes defended... Played in 14 games (1 start), producing 14 tackles (7 solo), 0.5 TFLs and three passes defended in 2019.

**PERSONAL:** Skinner attended Point Loma High School in San Diego, Calif., where he earned first-team All-CIF San Diego Section as a senior, leading the team to the CIF San Diego Section Division II quarterfinals... Named All-CIF San Diego Section and first-team All-Western League as a junior after recording 33 tackles and one interception... Lettered in football, basketball and track and field.. Majored in psychology at Boise State University... JL Skinner was born on April 16, 2001, in San Diego.

### Transactions

Signed by Denver as a draft pick 5/12/23.





# UPDATED PLAYER BIOS



## JL Skinner's NFL Regular Season Defensive Statistics

DATE	TEAM	GP	GS	TACKLES							INTERCEPTIONS							O. FUMB				ST				MISC	
				TK	S	A	TFL	YDS	SK	YDS	QBH	NO	YDS	LG	TD	PD	FF	FR	TD	YDS	TK	S	A	FF	FR	S	A
2023	DEN	2	0	0	0	0	0	0	0.0	0.0	0	0	0	0	0	0	0	0	0	0	0	0	0	0	0	0	0
2024	DEN	14	0	1	0	1	0	0	0.0	0.0	0	0	0	0	0	0	0	0	0	0	8	4	4	0	1	0	0
2025	DEN	17	0	0	0	0	0	0	0.0	0.0	0	0	0	0	0	0	0	0	0	0	12	8	4	0	1	0	0
NFL TOTALS		33	0	1	0	1	0	0	0.0	0.0	0	0	0	0	0	0	0	0	0	0	20	12	8	0	2	0	0

## JL Skinner's NFL Postseason Defensive Statistics

DATE	TEAM	GP	GS	TACKLES							INTERCEPTIONS							O. FUMB				ST				MISC	
				TK	S	A	TFL	YDS	SK	YDS	QBH	NO	YDS	LG	TD	PD	FF	FR	TD	YDS	TK	S	A	FF	FR	S	A
2024	DEN	1	0	0	0	0	0	0	0.0	0.0	0	0	0	0	0	0	0	0	0	0	1	1	0	0	0	0	0
2025	DEN	1	0	0	0	0	0	0	0.0	0.0	0	0	0	0	0	0	0	0	0	0	2	1	1	0	0	0	0
NFL TOTALS		2	0	0	0	0	0	0	0.0	0.0	0	0	0	0	0	0	0	0	0	0	3	2	1	0	0	0	0

## SINGLE-GAME HIGHS: DEFENSIVE

Total Tackles1 vs. Atlanta Falcons, Nov 17, 2024

Special Teams Fumble Recoveries1 at Los Angeles Chargers, Sep 21, 2025

Special Teams Tackles2 at New Orleans Saints, Oct 17, 2024

...1 more at 1.

## SINGLE-GAME HIGHS - POSTSEASON: DEFENSIVE

Special Teams Tackles2 vs. Buffalo Bills, Jan 17, 2026

## 2025 GAME-BY-GAME REGULAR-SEASON STATISTICS (DEN)

DATE	OPPONENT	P/S	TACKLES							INTERCEPTIONS							O. FUMB				ST				MISC		W/L/T	SCORE
			TK	S	A	SK	YDS	TFL	YDS	QBH	NO	YDS	LG	TD	PD	FF	FR	TD	YDS	TK	S	A	FF	FR	S	A		
09/07	TEN	P	0	0	0	0.0	0.0	0	0	0	0	0	0	0	0	0	0	0	0	0	0	0	0	0	0	0	W	20-12
09/14	at IND	P	0	0	0	0.0	0.0	0	0	0	0	0	0	0	0	0	0	0	0	1	0	1	0	0	0	0	L	28-29
09/21	at LAC	P	0	0	0	0.0	0.0	0	0	0	0	0	0	0	0	0	0	0	0	1	0	1	0	1	0	0	L	20-23
09/29	CIN	P	0	0	0	0.0	0.0	0	0	0	0	0	0	0	0	0	0	0	0	0	0	0	0	0	0	0	W	28-3
10/05	at PHI	P	0	0	0	0.0	0.0	0	0	0	0	0	0	0	0	0	0	0	0	1	1	0	0	0	0	0	W	21-17
10/12	at NYJ	P	0	0	0	0.0	0.0	0	0	0	0	0	0	0	0	0	0	0	0	0	0	0	0	0	0	0	W	13-11
10/19	NYG	P	0	0	0	0.0	0.0	0	0	0	0	0	0	0	0	0	0	0	0	1	1	0	0	0	0	0	W	33-32
10/26	DAL	P	0	0	0	0.0	0.0	0	0	0	0	0	0	0	0	0	0	0	0	1	0	1	0	0	0	0	W	44-24
11/02	at HOU	P	0	0	0	0.0	0.0	0	0	0	0	0	0	0	0	0	0	0	0	1	1	0	0	0	0	0	W	18-15
11/06	LV	P	0	0	0	0.0	0.0	0	0	0	0	0	0	0	0	0	0	0	0	1	1	0	0	0	0	0	W	10-7
11/16	KC	P	0	0	0	0.0	0.0	0	0	0	0	0	0	0	0	0	0	0	0	1	1	0	0	0	0	0	W	22-19
11/30	at WAS	P	0	0	0	0.0	0.0	0	0	0	0	0	0	0	0	0	0	0	0	1	1	0	0	0	0	0	W	27-26+
12/07	at LV	P	0	0	0	0.0	0.0	0	0	0	0	0	0	0	0	0	0	0	0	1	1	0	0	0	0	0	W	24-17
12/14	GB	P	0	0	0	0.0	0.0	0	0	0	0	0	0	0	0	0	0	0	0	0	0	0	0	0	0	0	W	34-26
12/21	JAX	P	0	0	0	0.0	0.0	0	0	0	0	0	0	0	0	0	0	0	0	1	0	1	0	0	0	0	L	20-34
12/25	at KC	P	0	0	0	0.0	0.0	0	0	0	0	0	0	0	0	0	0	0	0	1	1	0	0	0	0	0	W	20-13
01/04	LAC	P	0	0	0	0.0	0.0	0	0	0	0	0	0	0	0	0	0	0	0	0	0	0	0	0	0	0	W	19-3
2025 TOTALS		17-0	0	0	0	0.0	0.0	0	0	0	0	0	0	0	0	0	0	0	0	12	8	4	0	1	0	0	14-3	

+ - Overtime



# UPDATED PLAYER BIOS




## 2025 GAME-BY-GAME POSTSEASON STATISTICS (DEN)

			TACKLES							INTERCEPTIONS					O. FUMB				ST				MISC					
DATE	OPPONENT	P/S	TK	S	A	SK	YDS	TFL	YDS	QBH	NO	YDS	LG	TD	PD	FF	FR	TD	YDS	TK	S	A	FF	FR	S	A	W/L	SCORE
01/17	BUF	P	0	0	0	0.0	0.0	0	0	0	0	0	0	0	0	0	0	0	0	2	1	1	0	0	0	0	W	33-30+
2025 TOTALS		1-0	0	0	0	0.0	0.0	0	0	0	0	0	0	0	0	0	0	0	0	2	1	1	0	0	0	0	1-0	

+ - Overtime





8 QB



## JARRETT STIDHAM

**HEIGHT/WEIGHT:** 6-3 / 215

**COLLEGE:** Auburn

**BIRTHDAY:** Aug. 8, 1996

**BORN:** Corbin, Ky.

**NFL EXPERIENCE:** 7th YR

**BRONCOS EXPERIENCE:** 3rd YR

**GP/GS:** 21/4

**ACQUIRED:** UFA (L.V.)-'23

### AT A GLANCE

- A seventh-year quarterback who has appeared in 21 career regular-season games (4 starts) with New England (2019-21), Las Vegas (2022) and Denver (2023-25), completing 117-of-197 passes (59.4%) for 1,422 yards with eight touchdowns and eight interceptions (78.3 rtg.).
- Finished his first season with the Broncos in 2023 with 496 yards on 40-of-66 passing (60.6%) with two touchdowns and one interception (87.7 rtg.).
- Set career highs in passing yards (656), completions (53), attempts (83), passing scores (4), completion percentage (63.9) and passer rating (89.2) in five games (2 starts) during his lone season with Las Vegas in 2022.
- Played in five games in 2020 with New England, totaling 256 yards with two touchdowns and three picks on 22-of-44 passing (50.0%) (54.7 rtg.).
- Appeared in three games during his rookie season in 2019 with the Patriots.
- Played two seasons at Auburn University (2017-18), completing 470-of-739 passes (63.6%) for 5,952 yards with 36 touchdowns and 11 interceptions and led the Tigers to the 2017 SEC Championship Game against Georgia.
- Was named second-team All-SEC in 2017 after completing 246-of-370 (66.5%) passes for 3,158 yards with 18 touchdowns and six picks.
- Also attended Baylor University in 2015 and McLennan Community College in 2016.
- Was drafted in the fourth round (133rd overall) of the 2019 NFL Draft by New England.
- Signed by Denver as a free agent on March 15, 2023.

**2025:** Stidham appeared in one game for the Broncos regular-season.

**2024:** Stidham appeared in three games and totaled four rushes for five yards (1.3 avg.).

**2023:** Stidham finished his first season with the Broncos with 496 yards on 40-of-66 passing (60.6%) with two touchdowns and one interception (87.7 rtg.)... Made his first appearance as a Bronco at Det. (12/16)... Started his first game with Denver vs. LAC (12/31), completing 20-of-32 passes for 224 yards (62.5%) with one touchdown (93. rtg.) for his first career win... Started the final game of the season, totaling 272 yards on 20-of-34 passing (58.5%) with one touchdown and one interception (82.0 rtg.) at L.V. (1/7).

**2022:** Stidham set career highs in five games (2 starts) in passing yards (656), completions (53), attempts (83), passing scores (4), completion percentage (63.9) and passer rating (89.2) in his lone season with Las Vegas... Completed 8-of-13 passes (61.5%) for 71 yards (76.4 rtg.) at N.O. (10/30)... Made his first career start vs. S.F. (1/1), completing 23-of-34 passes (67.6%) for a career-high 365 yards with a career mark three touchdowns and two picks (108.1 rtg.)... Also started the Raiders' Week 18 matchup vs. K.C. (1/7), totaling 219 yards with one score and one interception on 22-of-36 passing (61.1%) (76.0 rtg.)... Also appeared vs. Hou. (10/23) and at Sea. (11/27).

**2021:** Stidham spent the first nine games of the Reserve/Physically Unable to Participate list... Was inactive during Games 10-17 and the Patriots' AFC Wild Card Game at Buf. (1/15).

**2020:** Stidham played in five games, totaling 256 yards with two touchdowns and three picks on 22-of-44 passing (50.0%) (54.7 rtg.)... Threw his first career touchdown pass along with 60 yards at K.C. (10/5)... Completed 6-of-10 passes (60.0%) for 64 yards with one pick vs. S.F. (10/25)... Posted 61 passing yards on 2-of-3 (66.7%) attempts with one score through the air at LAC (12/6)... Completed 5-of-7 passes (71.4%) for 27 yards at LAR (12/10)... Also competed in vs. Buf. (12/28).

**2019:** Stidham appeared in three games after being drafted in the fourth round (133rd overall) by the Patriots... Completed 2-of-4 passes (50.0%) for 14 yards with one interception... Made his NFL debut vs. NYJ (9/22), completing 2-of-3 passes (66.7%) for 14 yards and one interception (37.5 rtg.)... Also made appearances at Was. (10/6) and at NYJ (10/21).

**COLLEGE:** Stidham played two seasons at Auburn University (2017-18), completing 470-of-739 passes (63.6%) for 5,952 yards with 36 touchdowns and 11 interceptions... Also contributed 175 rushes for 154 yards (0.9 avg.) with seven scores... Was named second-team All-SEC in 2017 after completing 246-of-370 passes (66.5%) for 3,158 yards with 18 touchdowns and six picks... Led Auburn to the 2017 SEC



# UPDATED PLAYER BIOS



Championship Game against Georgia... Led the SEC and ranked ninth nationally in completion percentage and fourth in the conference in passing efficiency (151.0) in 2017... Was named SEC Offensive Player of the Week after completing 13-of-16 passes (81.3%) for 264 yards with two scores vs. Mississippi State... Was awarded SEC Offensive Player of the Week for a second time that season against Alabama after totaling 237 yards on 21-of-28 passing (75.0%) with a rushing score... Spent one season at McLennan Community College in 2016 after playing the 2015 season at Baylor University.

**PERSONAL:** Stidham attended Stephenville (Texas) High School, where he was a three-time all-state honoree as both a quarterback and receiver... Was named a 2014 Class 4A All-State second team honoree after he led Stephenville to 9-4 record, the 2014 4A DI regional finals and a No. 6 final ranking as senior... Finished his senior season with 3,903 total yards and 50 scores... Threw for 2,934 yards with 35 touchdowns on 183-of-260 passing (70.4%) and ran for 969 yards with 15 touchdowns on 122 carries... Threw for 2,613 yards with 30 touchdowns on 156-of-254 passes (61.4%) and rushed for 821 yards with 14 touchdowns on 138 carries as a junior, earning 2013 District 7-3A MVP... Led Stephenville to a 12-2 record while being named 2013 third-team Class 3A All-State that season... Played receiver as sophomore, totaled 685 yards with 11 touchdown receptions on Stephenville's 2012 Class 3A DI state championship squad, earning 2012 Class 3A All-State honorable mention... Was All-District in basketball and also ran track... Jarrett Stidham (pronounced: STID-um) was born on Aug. 8, 1996, in Corbin, Ky.

## Transactions

Signed by New England as a draft pick 5/10/19; Traded to Las Vegas 5/12/22; Signed by Denver as a free agent 3/15/23; Re-signed by Denver 3/10/25.

Jarrett Stidham's NFL Regular Season Passing/Rushing Statistics

DATE	TEAM	GP	GS	PASSING											RUSHING				
				ATT.	CMP.	PCT.	YDS	AVG.	TD	INT.	LG	SK	LST	RATE	NO.	YDS.	AVG.	LG	TD
2019	NE	3	0	4	2	50.0	14	3.5	0	1	11	1	7	18.8	2	-2	-1.0	0	0
2020	NE	5	0	44	22	50.0	256	5.8	2	3	38t	4	21	54.7	7	7	1.0	6	0
2021	NE	0	0	0	0	0.0	0	0.0	0	0	0	0	0	0.0	0	0	0.0	0	0
2022	LV	5	2	83	53	63.9	656	7.9	4	3	60t	7	47	89.2	14	84	6.0	11	0
2023	DEN	3	2	66	40	60.6	496	7.5	2	1	54t	7	46	87.7	9	8	0.9	4	0
2024	DEN	4	0	0	0	0.0	0	0.0	0	0	0	0	0	0.0	4	5	1.3	8	0
2025	DEN	1	0	0	0	0.0	0	0.0	0	0	0	0	0	0.0	1	-1	-1.0	0	0
<b>TOTALS</b>		<b>21</b>	<b>4</b>	<b>197</b>	<b>117</b>	<b>59.4</b>	<b>1,422</b>	<b>7.2</b>	<b>8</b>	<b>8</b>	<b>60T</b>	<b>19</b>	<b>121</b>	<b>78.3</b>	<b>37</b>	<b>101</b>	<b>2.7</b>	<b>11</b>	<b>0</b>

Jarrett Stidham's NFL Postseason Passing/Rushing Statistics

DATE	TEAM	GP	GS	PASSING											RUSHING				
				ATT.	CMP.	PCT.	YDS	AVG.	TD	INT.	LG	SK	LST	RATE	NO.	YDS.	AVG.	LG	TD
2019	NE	0	0	0	0	0.0	0	0.0	0	0	0	0	0	0.0	0	0	0.0	0	0
2021	NE	0	0	0	0	0.0	0	0.0	0	0	0	0	0	0.0	0	0	0.0	0	0
2024	DEN	0	0	0	0	0.0	0	0.0	0	0	0	0	0	0.0	0	0	0.0	0	0
2025	DEN	0	0	0	0	0.0	0	0.0	0	0	0	0	0	0.0	0	0	0.0	0	0
<b>TOTALS</b>		<b>0</b>	<b>0</b>	<b>0</b>	<b>0</b>	<b>0.0</b>	<b>0</b>	<b>0.0</b>	<b>0</b>	<b>0</b>	<b>0</b>	<b>0</b>	<b>0</b>	<b>0.0</b>	<b>0</b>	<b>0</b>	<b>0.0</b>	<b>0</b>	<b>0</b>

## SINGLE-GAME HIGHS: QUARTERBACK

<b>Pass Attempts</b>	36 vs. Kansas City Chiefs, Jan 07, 2023	<b>Passer Rating</b>	108.1 vs. San Francisco 49ers, Jan 01, 2023
<b>Pass Completions</b>	23 vs. San Francisco 49ers, Jan 01, 2023	<b>Rush Attempts</b>	7 vs. Kansas City Chiefs, Jan 07, 2023
<b>Yards Passing</b>	365 vs. San Francisco 49ers, Jan 01, 2023		...1 more at 7.
<b>TD Passes</b>	3 vs. San Francisco 49ers, Jan 01, 2023	<b>Rushing Yards</b>	50 vs. Kansas City Chiefs, Jan 07, 2023
<b>Long Passes</b>	60t vs. San Francisco 49ers, Jan 01, 2023	<b>Rushing Average</b>	7.1 vs. Kansas City Chiefs, Jan 07, 2023
<b>Completion Percentage</b>	67.6 vs. San Francisco 49ers, Jan 01, 2023	<b>Longest Runs</b>	11 vs. San Francisco 49ers, Jan 01, 2023

## 300-YARD PASSING GAMES (1): REGULAR SEASON

DATE	TEAM	NO.	YDS.	AVG.	LG	TD
01/01/23	SF	23	365	15.9	60t	3





# UPDATED PLAYER BIOS



## 2025 GAME-BY-GAME REGULAR-SEASON STATISTICS (DEN)

DATE	OPPONENT	P/S	PASSING											RUSHING				W/L	SCORE
			ATT	CMP	YDS	PCT	Y/A	Y/C	TD	INT	LG	SK/YD	RATE	ATT	YDS	LG	TD		
09/07	TEN		DID NOT PLAY (NON-INJURY)															W	20-12
09/14	at IND		DID NOT PLAY (NON-INJURY)															L	28-29
09/21	at LAC		DID NOT PLAY (NON-INJURY)															L	20-23
09/29	CIN		DID NOT PLAY (NON-INJURY)															W	28-3
10/05	at PHI		DID NOT PLAY (NON-INJURY)															W	21-17
10/12	at NYJ		DID NOT PLAY (NON-INJURY)															W	13-11
10/19	NYG		DID NOT PLAY (NON-INJURY)															W	33-32
10/26	DAL	P	0	0	0	0.0	0.0	0.0	0	0	0	0/0	0.0	1	-1	-1	0	W	44-24
11/02	at HOU		DID NOT PLAY (NON-INJURY)															W	18-15
11/06	LV		DID NOT PLAY (NON-INJURY)															W	10-7
11/16	KC		DID NOT PLAY (NON-INJURY)															W	22-19
11/30	at WAS		DID NOT PLAY (NON-INJURY)															W	27-26+
12/07	at LV		DID NOT PLAY (NON-INJURY)															W	24-17
12/14	GB		DID NOT PLAY (NON-INJURY)															W	34-26
12/21	JAX		DID NOT PLAY (NON-INJURY)															L	20-34
12/25	at KC		DID NOT PLAY (NON-INJURY)															W	20-13
01/04	LAC		DID NOT PLAY (NON-INJURY)															W	19-3
<b>2025 TOTALS</b>		<b>1-0</b>	<b>0</b>	<b>0</b>	<b>0</b>	<b>0.0</b>	<b>0.0</b>	<b>0.0</b>	<b>0</b>	<b>0</b>	<b>0</b>	<b>0/0</b>	<b>0.0</b>	<b>1</b>	<b>-1</b>	<b>-1</b>	<b>0</b>	<b>14-3</b>	

+ - Overtime

## 2025 GAME-BY-GAME POSTSEASON STATISTICS (DEN)

DATE	OPPONENT	P/S	PASSING											RUSHING				W/L	SCORE
			ATT	CMP	YDS	PCT	Y/A	Y/C	TD	INT	LG	SK/YD	RATE	ATT	YDS	LG	TD		
01/17	BUF		DID NOT PLAY (NON-INJURY)															W	33-30+
<b>2025 TOTALS</b>		<b>0-0</b>	<b>0</b>	<b>0</b>	<b>0</b>	<b>0.0</b>	<b>0.0</b>	<b>0.0</b>	<b>0</b>	<b>0</b>	<b>0</b>	<b>0/0</b>	<b>0.0</b>	<b>0</b>	<b>0</b>	<b>0</b>	<b>0</b>	<b>1-0</b>	

+ - Overtime





40 ILB



## JUSTIN STRNAD

**HEIGHT/WEIGHT:** 6-3 / 235

**BIRTHDAY:** Aug. 21, 1996

**NFL EXPERIENCE:** 6th YR

**GP/GS:** 83/21

**COLLEGE:** Wake Forest

**BORN:** Palm Harbor, Fla.

**BRONCOS EXPERIENCE:** 6th YR

**ACQUIRED:** D5-'20

### AT A GLANCE

- A sixth-year inside linebacker who has appeared in 83 regular-season games (21 starts) with the Broncos (2020-25), tallying 153 tackles (86 solo), 7.5 sacks (38.0 yds.), one interception (21.0 yds.), six passes defended and 24 special-teams tackles during his career.
- Played in two postseason contests (1 start) with Denver (2024-25), totaling six tackles (5 solo).
- Appeared in all 17 games (8 starts) in 2024, totaling 69 tackles (46 solo), three sacks (8 yds.) and three passes defended.
- Missed the entire 2020 season after being placed on injured reserve on Aug. 31, 2020 with a season-ending wrist injury.
- Started 20-of-47 games played at Wake Forest University, totaling 244 tackles (145 solo), eight sacks (46 yds.), four interceptions (44 yds.), 10 passes defended, three forced fumbles and one fumble recovery.
- Earned honorable-mention All-ACC honors as a redshirt senior after finishing with 69 tackles (38 solo), two sacks (18 yds.), one interception and four passes defended in eight games (7 starts).
- Ended his redshirt junior season leading the Demon Deacons with 105 tackles (63 solo), 1.5 sacks (6 yds.), five passes defended and one forced fumble to earn All-ACC honorable mention honors.
- Was a first-team All-Pinellas County selection by the Tampa Tribune and the Tampa Bay Times as a senior at East Lake High School in Tarpon Springs, Fla.
- Selected by the Broncos in the fifth round (178th overall) of the 2020 NFL Draft.

**2025:** Strnad played in 16 games (8 starts) and one postseason game for the Broncos, registering 52 tackles (21 solo), a career-high 4.5 sacks (30.0 yds.), one interception (21.0 yds.), three passes defended, five tackles for loss and six special teams tackles... Totaled five tackles (3 solo) with one sack (3 yds.) of Titans QB Cam Ward vs. Ten. (9/7)... Recorded a sack (10 yds.) of Colts QB Daniel Jones in the red zone at Ind. (9/14) while tallying consecutive games with at least one sack for the second time in his career (Week 6-7, 2024)... Slipped into the backfield to record a career-high 1.5 sacks (9 yds.) of Jets QB Justin Fields while posting five tackles (1 solo) at NYJ (10/12)... Recorded his first career interception (21 yds.) of Giants QB Jaxson Dart late in the fourth quarter to set up the Denver offense in the red zone while also contributing four tackles (2 solo) and one pass defended vs. NYG (10/19)... Recorded one tackle for loss and finished with four tackles (2 solo) vs. Dal. (10/26)... Set a new career high with a team-high 10 tackles (4 solo) vs. K.C. (11/16)... Tied a team-high seven tackles (3 solo) in addition to one sack (8 yds.), one pass defended and one special-teams tackles vs. LAC (1/4).

**2024:** Strnad appeared in 17 games (8 starts) for Denver, recording a career-high 69 defensive tackles (46 solo), three sacks (8 yds.), eight tackles for loss, three passes defended and four special-teams tackles... Made first start of the season at NYJ (9/29) and logged four tackles (3 solo), including sacking Jets QB Aaron Rodgers (8 yds.) on the first play of the game for his first career quarterback takedown... Led the team with nine tackles (7 solo) vs. L.V. (10/6)... Recorded seven tackles (5 solo) and one sack of Chargers QB Justin Herbert vs. LAC (10/13)... Talled eight tackles (6 solo) and one sack for the second consecutive game with a takedown of Saints QB Spencer Rattler at N.O. (10/17)... Recorded a single-game career high nine tackles (2 solo) vs. Ind. (12/15)... Started his first career postseason contest and recorded five tackles (4 solo) at Buf. (1/12) in the AFC Wild Card Playoff.

**2023:** Strnad made five special-teams tackles in 17 games with the Broncos, playing in 395 special-teams plays... Made his first special-teams tackle of the season vs. NYJ (10/8)... Assisted on a special-teams tackle at Buf. (11/13)... Recorded a special-teams tackle in back-to-back games vs. Min. (11/19).

**2022:** Strnad appeared in all 17 games, totaling five special-teams tackles on 405 special-teams snaps... Made two special-teams tackles at Jac. (10/30).

**2021:** Strnad appeared in 16 games (5 starts), totaling 32 tackles (19 solo) and four special teams tackles... Made his NFL debut and collected one special-teams tackle at NYG (9/12)... Collected a career-high six defensive stops (3 solo) and one special-teams tackle at Jac. (9/19)... Made first career start and recorded four tackles (2 solo) vs. NYJ (9/26)... Tied career high with six tackles (3 solo) at Pit. (10/10)... Recorded a season-high-tying six tackles (2 solo) at Cle. (10/21).

**2020:** Strnad, who was selected by the Broncos in the fifth round (178th overall) of the 2020 NFL Draft, missed his entire rookie season after



# UPDATED PLAYER BIOS



sustaining a wrist injury in training camp... Placed on injured reserve on Aug. 31.

**COLLEGE:** Strnad played in eight games (7 starts) as a redshirt senior, recording 69 tackles (38 solo), two sacks (18 yds.), one interception and four passes defended before suffering a season-ending injury... Received All-ACC honorable mention honors... Elected as team captain for the season by his teammates... Secured the game-winning interception, led the team with 12 tackles (9 solo) vs. Utah State (8/30), and was named to the Pro Football Focus ACC Team of the Week... Led the team with 13 tackles (9 solo) at Boston College (9/28)... Started all 13 games played in 2018, collecting 105 tackles (63 solo), 1.5 sacks (6 yds.), five passes defended and one forced fumble... Earned honorable-mention All-ACC honors for the first time in his collegiate career... Logged seven tackles (3 solo) and one sack in his first career start at Tulane (8/30)... Recorded six games with 10 or more tackles, including a nine-solo tackle (11 total) performance vs. Memphis in the Jared Birmingham Bowl (12/22)... Saw action in all 13 games in 2017, recording 51 tackles (32 solo), 4.5 sacks (22 yds.), three interceptions (44 yds), one pass defended, two forced fumbles and one fumble recovery as a redshirt sophomore... Led the team in special-teams tackles (10), interceptions (3) and interception return yards (44)... Played in all 13 games as a redshirt freshman in 2016, tallying 19 tackles (12 solo).

**PERSONAL:** Strnad prepped at East Lake High School in Tarpon Springs, Fla. and was chosen to the All-Pinellas County first-team by both the Tampa Tribune and Tampa Bay Times as a senior... Finished his final high school campaign with 81 tackles, eight passes defended, three sacks and three interceptions... Helped the team win both league and district championships in 2013 and 2014... Justin Strnad (pronounced: STIR-nad) was born on Aug. 21, 1996, in Palm Harbor, Fla.

## Transactions

Signed by Denver as a draft choice 7/22/20; Re-signed by Denver 3/21/24.

Justin Strnad's NFL Regular Season Defensive Statistics

				TACKLES								INTERCEPTIONS						O. FUMB				ST					MISC	
DATE	TEAM	GP	GS	TK	S	A	TFL	YDS	SK	YDS	QBH	NO	YDS	LG	TD	PD	FF	FR	TD	YDS	TK	S	A	FF	FR	S	A	
2020	DEN	0	0	0	0	0	0	0	0.0	0.0	0	0	0	0	0	0	0	0	0	0	0	0	0	0	0	0	0	
2021	DEN	16	5	32	19	13	0	0	0.0	0.0	1	0	0	0	0	0	0	0	0	0	0	4	4	0	0	0	0	
2022	DEN	17	0	0	0	0	0	0	0.0	0.0	0	0	0	0	0	0	0	0	0	0	0	5	4	1	0	0	0	
2023	DEN	17	0	0	0	0	0	0	0.0	0.0	0	0	0	0	0	0	0	0	0	0	0	5	4	1	0	0	0	
2024	DEN	17	8	69	46	23	8	20	3.0	8.0	4	0	0	0	0	3	0	0	0	0	0	4	2	2	0	0	0	
2025	DEN	16	8	52	21	31	5	28	4.5	30.0	8	1	21	21	0	3	0	0	0	0	0	6	2	4	0	0	0	
NFL TOTALS		83	21	153	86	67	13	48	7.5	38.0	13	1	21	21	0	6	0	0	0	0	0	24	16	8	0	0	0	0

Justin Strnad's NFL Postseason Defensive Statistics

				TACKLES								INTERCEPTIONS						O. FUMB				ST					MISC	
DATE	TEAM	GP	GS	TK	S	A	TFL	YDS	SK	YDS	QBH	NO	YDS	LG	TD	PD	FF	FR	TD	YDS	TK	S	A	FF	FR	S	A	
2024	DEN	1	1	5	4	1	0	0	0.0	0.0	0	0	0	0	0	0	0	0	0	0	0	0	0	0	0	0	0	
2025	DEN	1	0	1	1	0	0	0	0.0	0.0	0	0	0	0	0	0	0	0	0	0	0	0	0	0	0	0	0	
NFL TOTALS		2	1	6	5	1	0	0	0.0	0.0	0	0	0	0	0	0	0	0	0	0	0	0	0	0	0	0	0	

## SINGLE-GAME HIGHS: DEFENSIVE

Total Tackles	10 vs. Kansas City Chiefs, Nov 16, 2025	Tackles For Loss	2 at New York Jets, Sep 29, 2024
Solo Tackles	7 vs. Las Vegas Raiders, Oct 06, 2024	Interceptions	1 vs. New York Giants, Oct 19, 2025
Sacks	1.5 at New York Jets, Oct 12, 2025	Special Teams Tackles	2 at Jacksonville Jaguars, Oct 30, 2022
Passes Defensed	1 vs. Los Angeles Chargers, Jan 04, 2026		...1 more at 2.
	...5 more at 1.		

## SINGLE-GAME HIGHS - POSTSEASON: DEFENSIVE

Total Tackles	5 at Buffalo Bills, Jan 12, 2025	Solo Tackles	4 at Buffalo Bills, Jan 12, 2025
---------------	----------------------------------	--------------	----------------------------------



# UPDATED PLAYER BIOS



## 2025 GAME-BY-GAME REGULAR-SEASON STATISTICS (DEN)

DATE	OPPONENT	P/S	TACKLES								INTERCEPTIONS					O. FUMB				ST					MISC		W/L	SCORE
			TK	S	A	SK	YDS	TFL	YDS	QBH	NO	YDS	LG	TD	PD	FF	FR	TD	YDS	TK	S	A	FF	FR	S	A		
09/07	TEN	S	5	3	2	1.0	3.0	1	3	2	0	0	0	0	0	0	0	0	0	0	0	0	0	0	0	0	W	20-12
09/14	at IND	P	5	2	3	1.0	10.0	1	10	1	0	0	0	0	0	0	0	0	0	0	0	0	0	0	0	0	L	28-29
09/21	at LAC	S	5	0	5	0.0	0.0	0	0	0	0	0	0	0	1	0	0	0	0	0	0	0	0	0	0	0	L	20-23
09/29	CIN	S	3	1	2	0.0	0.0	0	0	0	0	0	0	0	0	0	0	0	0	0	0	0	0	0	0	0	W	28-3
10/05	at PHI	S	1	0	1	0.0	0.0	0	0	0	0	0	0	0	0	0	0	0	0	0	0	0	0	0	0	0	W	21-17
10/12	at NYJ	S	5	1	4	1.5	9.0	1	5	2	0	0	0	0	0	0	0	0	0	1	1	0	0	0	0	0	W	13-11
10/19	NYG	P	4	2	2	0.0	0.0	0	0	1	1	21	21	0	1	0	0	0	0	1	0	1	0	0	0	0	W	33-32
10/26	DAL	S	4	2	2	0.0	0.0	1	2	1	0	0	0	0	0	0	0	0	0	0	0	0	0	0	0	0	W	44-24
11/02	at HOU	P	2	2	0	0.0	0.0	0	0	0	0	0	0	0	0	0	0	0	0	1	0	1	0	0	0	0	W	18-15
11/06	LV	P	0	0	0	0.0	0.0	0	0	0	0	0	0	0	0	0	0	0	0	1	0	1	0	0	0	0	W	10-7
11/16	KC	S	10	4	6	0.0	0.0	0	0	0	0	0	0	0	0	0	0	0	0	0	0	0	0	0	0	0	W	22-19
11/30	at WAS	P	0	0	0	0.0	0.0	0	0	0	0	0	0	0	0	0	0	0	0	0	0	0	0	0	0	0	W	27-26+
12/07	at LV	P	1	1	0	0.0	0.0	0	0	0	0	0	0	0	0	0	0	0	0	1	1	0	0	0	0	0	W	24-17
12/14	GB	P	0	0	0	0.0	0.0	0	0	0	0	0	0	0	0	0	0	0	0	0	0	0	0	0	0	0	W	34-26
12/21	JAX		INACTIVE																								L	20-34
12/25	at KC	P	0	0	0	0.0	0.0	0	0	0	0	0	0	0	0	0	0	0	0	0	0	0	0	0	0	0	W	20-13
01/04	LAC	S	7	3	4	1.0	8.0	1	8	1	0	0	0	0	1	0	0	0	0	1	0	1	0	0	0	0	W	19-3
2025 TOTALS		16-8	52	21	31	4.5	30.0	5	28	8	1	21	21	0	3	0	0	0	0	6	2	4	0	0	0	0	14-3	

+ - Overtime


## 2025 GAME-BY-GAME POSTSEASON STATISTICS (DEN)

DATE	OPPONENT	P/S	TACKLES								INTERCEPTIONS					O. FUMB				ST					MISC		W/L	SCORE
			TK	S	A	SK	YDS	TFL	YDS	QBH	NO	YDS	LG	TD	PD	FF	FR	TD	YDS	TK	S	A	FF	FR	S	A		
01/17	BUF	P	1	1	0	0.0	0.0	0	0	0	0	0	0	0	0	0	0	0	0	0	0	0	0	0	0	0	W	33-30+
2025 TOTALS		1-0	1	1	0	0.0	0.0	0	0	0	0	0	0	0	0	0	0	0	0	0	0	0	0	0	0	0	1-0	

+ - Overtime







2 CB



## PAT SURTAIN II

**HEIGHT/WEIGHT:** 6-2 / 202

**COLLEGE:** Alabama

**BIRTHDAY:** Apr. 14, 2000

**BORN:** Plantation, Fla.

**NFL EXPERIENCE:** 5th YR

**BRONCOS EXPERIENCE:** 5th YR

**GP/GS:** 80/79

**ACQUIRED:** D1-'21

### AT A GLANCE

- A fifth-year cornerback who is just the second Bronco in team history and seventh cornerback in league history to be named Associated Press Defensive Player of the Year.
- Became the sixth player at that position in team history to be named first-team AP All-Pro and a Pro Bowler in the same season in 2022 and 2024 while adding an additional Pro Bowl selection in 2023.
- Became the third Broncos cornerback with multiple AP first-team All-Pro accolades.
- Was named to the Players' (NFLPA) All-Pro first team from 2022-24.
- Selected as the Demaryius Thomas Team MVP Award winner, as voted on by the Denver Chapter of the Pro Football Writers of America (PFWA), from 2022-24.
- Ranks Top-10 among Broncos cornerbacks in their first four seasons in tackles (1st—232), passes defended (T-1st—47) and interceptions (5th—11).
- Started 79-of-80 games with the Broncos, posting 279 tackles (217 solo), 12 interceptions (199 yds., 2 TDs), two forced fumbles, one fumble recovery and 59 passes defended.
- Started two postseason contests with the Broncos (2024-25), recording eight tackles (6 solo).
- Became the first Bronco in team history and the fifth NFL player to be drafted since 2015 to record double-digit passes defended in each of his first five seasons.
- Was named NFL Defensive Player of the Year and first-team All-Pro by the AP while also earning his third Pro Bowl honors in 2024 after recording 45 tackles (34 solo), four interceptions (132 yds., 1 TD), 11 passes defended, one forced fumble and one fumble recovery.
- Became the third cornerback in team history to be named AFC Defensive Player of the Month after receiving the honor in November of 2024.
- Earned Pro Bowl and first-team All-Pro by the NFLPA Player's All-Pro team accolades for the second time in his career after totaling 69 tackles (59 solo), 1 interception and 12 passes defended in 2023.
- Named a Pro Bowl starter and first-team All-Pro (AP, PFWA, NFLPA) after totaling 60 tackles (46 solo), two interceptions (-3 yds.), 10 passes defended and one forced fumble in 17 starts in 2022.
- Appeared in 16 games (15 starts), totaling 58 tackles (45 solo), four interceptions (70 yds., 1TD) and 14 passes defended as a rookie in 2021.
- His 14 passes defended were the second-most by a Broncos rookie and his four interceptions rank tied for third by a rookie in team history.
- Played 42 games (39 starts) at the University of Alabama, totaling 117 tackles (82 solo), four interceptions (69 yds., 1 TD), 27 pass breakups, four forced fumbles and two fumble recoveries during his collegiate career (2018-20).
- Contributed to Alabama's 2020 national championship team while being named SEC Defensive Player of the Year, first-team All-SEC, a unanimous first-team All-American and the Rose Bowl's Defensive Most Valuable Player during his final collegiate campaign.
- Named a finalist for the Lott IMPACT and Bronko Nagurski trophies along with the Chuck Bednarik and Jim Thorpe awards.
- Started all 13 games played in 2020, tallying 38 tackles, one interception (25 yds., 1TD), 12 pass breakups and one fumble recovery.
- Collected 42 tackles (32 solo), two interceptions (24 yds.), eight pass breakups, three forced fumbles and one fumble recovery in 2019 while starting all 13 games for the Crimson Tide.
- Started 12-of-15 games as a true freshman, registering 37 tackles (28 solo), one interception (20 yds.), seven pass breakups and one force fumble.
- Selected by the Broncos in the first round (9th overall) of the 2021 NFL Draft.

**2025:** Surtain II started all 14 regular-season games he played in and one postseason game for Denver, totaling 47 tackles (37 solo), one interception and 12 passes defended... Recorded one pass defended in the season opener vs. Ten. (9/7), not allowing a catch in 34 coverage snaps played, per Next Gen Stats... Totaled a career-high and team-high 11 tackles (9 solo) with one pass defended at Ind. (9/14)... Nabbed six tackles (5 solo) with a pair of passes defended at Phi. (10/5)... Tallied a pair of passes defended with one solo tackle at NYJ (10/12), becoming the first Bronco to record multiple pass breakups in consecutive games since he did it in 2022... Recorded one pass defended vs. NYG (10/19)... Snatched his first interception of the season off Packers QB Jordan Love (0 yds.) while totaling four tackles (4 solo) and one





pass defended vs. G.B. (12/14)... Posted five tackles (4 solo) in the win at K.C. (12/25).

**2024:** Surtain II became just the second player in team history to be named NFL Defensive Player of the Year by the Associated Press... Also earned first-team All Pro honors for the second time and Pro Bowl honors for the third time in his career after starting 16 contests for Denver, tallying 45 tackles (34 solo), four interceptions (132 yds., 1 TD), 11 passes defended, one forced fumble and one fumble recovery... Became the third Broncos cornerback with multiple AP first-team All-Pro accolades and third defensive player in team annals to earn multiple first-team All-Pro nods within his first four seasons... Allowed just 306 passing yards and a 59.1 passer rating against on 35 receptions in 601 coverage snaps on the season... Recorded six tackles (4 solo) and one pass defended at Sea. (9/8)... Recorded second multi-interception game of career, nabbing two interceptions of Raiders QB Gardner Minshew, including returning his second-quarter pick for a 100-yard touchdown return... His pick-six marked the second longest interception return for a touchdown in team history and just the second to be for 100 or more yards (CB Aqib Talib, 103 yds. - vs. Dal. 9/17/17)... Tallied one tackle and one interception of Panthers QB Bryce Young (28 yds.) in the third quarter vs. Car. (10/27)... Logged one solo tackle and one pass defended vs. Atl. (11/17)... Became the third cornerback in team history to be named AFC Defensive Player of the Month after receiving the honor for the month of November... Nabbed his fourth interception of the year off of Colts QB Anthony Richardson (4 yds.) and recorded two passes defended, bringing his season total to 11 and becoming the first Bronco in team history to record at least 10 passes defended in each of his first four seasons... Registered six tackles (4 solo) along with forcing and recovering a fumble by Bengals WR Tee Higgins in the fourth quarter at Cin. (12/28)... Started in his postseason debut and recorded five tackles (4 solo) at Buf. (1/12) in the AFC Wild Card Playoff.

**2023:** Surtain II was named to the Pro Bowl and first-team All-Pro by the NFLPA Player's All-Pro team for the second time in his career after totaling 69 tackles (59 solo), one interception and 12 passes defended... Had a strong start to the season, recording a career-high three passes defended along with two solo tackles vs. L.V. (9/10)... Made five tackles (4 solo) at Mia. (9/24)... Broke up two passes and made three solo tackles in the 21-point comeback at Chi. (10/1)... Recorded his seventh career interception on Jets QB Zach Wilson in the fourth quarter while also tallying five tackles (4 solo) vs. NYJ (10/8)... Totaled seven solo tackles at K.C. (10/12)... Broke up his seventh pass of the season after deflecting a ball from Packers QB Jordan Love while also making two solo tackles in the win vs. G.B. (10/22)... Registered three solo tackles and one pass defended in the win vs. K.C. (10/29)... Broke up one pass and made four tackles (3 solo) in the win vs. Min. (11/19)... Became the first Bronco since at least 1999 to record double-digit passes defended in each of his first three seasons after tallying five solo tackles and one pass defended at Hou. (12/3)... Made five solo tackles at LAC (12/10)... Recorded six tackles (5 solo) vs. N.E. (12/24)... Produced four solo tackles and defended one pass vs. LAC (12/31)... Finished the season with six tackles (5 solo) and one pass defended at L.V. (1/7).

**2022:** Surtain II was named a Pro Bowl starter and first-team All-Pro (AP, PFWA, NFLPA) after totaling 60 tackles (46 solo), two interceptions (-3 yds.), 10 passes defended and one forced fumble in 17 starts.... Was also awarded the Demaryius Thomas Team MVP Award, as voted on by the Denver Chapter of the Pro Football Writers of America... Allowed no receptions on six targets, defended two passes and also posted a tackle in the 11-10 win vs. S.F. (9/25)... Posted multiple passes defended in his second-consecutive game along with a career-high eight tackles (6 solo) at L.V. (10/2)... Had seven tackles (4 solo) and recorded his first career forced fumble vs. Ind. (10/6)... Tallied five tackles (3 solo) and one tackle for loss in the win at Jac. (10/30)... Batted down his sixth pass of the season and made three tackles (2 solo) at Ten. (11/13)... Made five unassisted tackles and had a pass defended at Car. (11/27)... Broke up a pass and made six solo tackles at Bal. (12/4)... Intercepted Chiefs QB Patrick Mahomes, which set up a Denver touchdown with under two-minutes to play in the first half, and had two tackles (1 solo) vs. K.C. (12/11)... Picked off Cardinals QB Trace McSorley to ice the game and also produced six tackles (4 solo) vs. Ari. (12/18).

**2021:** Surtain II, who was selected by the Broncos in the first round (9th overall) of the 2021 NFL Draft, appeared in 16 games (15 starts), totaling 58 tackles (45 solo), four interceptions (70 yds., 1TD) and 14 passes defended... His 14 passes defended are the second-most by a Broncos rookie and his four interceptions rank tied for third by a rookie in team history... Made his NFL debut at NYG (9/12)... Recorded his first career start at Jac. (9/19), tallying four tackles (2 solo), one pass defended and his first career interception... Tied for the team lead in tackles and totaled five solo stops and one pass defended vs. NYJ (9/26)... Collected six solo tackles vs. Bal. (10/3)... Totaled three solo tackles and one pass defended at Pit. (10/10)... Tallied four solo tackles and one pass defended vs. L.V. (10/17)... Recorded a season-high two passes defended and added two tackles (1 solo) at Cle. (10/21)... Tallied at least one pass defended in the fourth consecutive game and added two tackles (1 solo) vs. Was. (10/31)... Extended his passes defended streak to six games, collecting one pass breakup and three solo tackles vs. Phi. (11/14)... Posted his first career multi-interception game and first interception return for a touchdown as well as five tackles (4 solo), two interceptions (70 yds., 1TD) and two passes defended... Registered a season-high-tying six tackles (4 solo) and two passes defended at LAC (1/2).

**COLLEGE:** Surtain II started 38-of-41 games played at the University of Alabama, totaling 117 tackles (82 solo), four interceptions (69 yds., 1TD), 27 pass breakups, four forced fumbles and two fumble recoveries...Started all 13 games played in 2020, totaling 38 tackles (22 solo), one interception (25 yds., 1TD), 12 pass breakups and one fumble recovery... Contributed to Alabama's 2020 national championship team while being named SEC Defensive Player of the Year, first-team All-SEC, a unanimous first-team All-American and the Rose Bowl's Most Valuable Player... Named a finalist for the Lott IMPACT and Bronko Nagurski trophies and the Chuck Bednarik and Jim Thorpe Awards... Tallied first career pick six and returned one interception for 25 yards vs. Mississippi State (10/31)... Garnered Defensive Most Valuable Player honors after his performance in the Rose Bowl vs. Notre Dame (1/1)... Registered three tackles (2 solo) in the CFP National Championship Game vs. Ohio State (1/11)... Opened all 13 games in 2019, posting 42 tackles (32 solo), two interceptions (24 yds.), eight pass breakups, three forced fumbles and one fumble recovery... Nabbed a career-high eight tackles (6 solo) at South Carolina (9/14)... Totaled seven tackles (3 solo) in the Citrus Bowl vs. Michigan (1/1)... Started 12-of-15 games during his true freshman season in 2018, posting 37 tackles (28 solo), one interception (20 yds.), seven pass breakups and one forced fumble... Named a Freshman All-American by The Athletic and earned SEC All-Freshman Team honors by league coaches... Recorded three solo tackles in the Iron Bowl vs. Oklahoma (12/29)... Had one solo tackle in the CFP National Championship Game vs. Clemson (1/7).

**PERSONAL:** Surtain II attended American Heritage High School in Plantation, Fla., where he helped lead the school to back-to-back 5A state titles in his junior and senior seasons... Selected to the Sun Sentinel All-County first team in Broward during his final two years of prep football... Named a 2018 U.S. Army All-American and was selected to the 2017 All-USA Florida Football Team following his senior



# UPDATED PLAYER BIOS



campaign... Father, Patrick Surtain Sr., played 11 NFL seasons with Miami (1998-2004) and Kansas City (2005-08) while being named a Pro Bowler on three occasions... Pat Surtain II (pronounced: sur-TAIN) was born on April 14, 2000, in Plantation, Fla.

## Transactions

Signed by Denver as a draft choice 5/18/21.

Pat Surtain II's NFL Regular Season Defensive Statistics

				TACKLES								INTERCEPTIONS						O. FUMB				ST				MISC	
DATE	TEAM	GP	GS	TK	S	A	TFL	YDS	SK	YDS	QBH	NO	YDS	LG	TD	PD	FF	FR	TD	YDS	TK	S	A	FF	FR	S	A
2021	DEN	16	15	58	45	13	1	2	0.0	0.0	0	4	70	70t	1	14	0	0	0	0	0	0	0	0	0	0	0
2022	DEN	17	17	60	46	14	2	5	0.0	0.0	1	2	-3	0	0	10	1	0	0	0	0	0	0	0	0	0	0
2023	DEN	17	17	69	59	10	0	0	0.0	0.0	0	1	0	0	0	12	0	0	0	0	0	0	0	0	0	0	0
2024	DEN	16	16	45	34	11	1	1	0.0	0.0	0	4	132	100t	1	11	1	1	0	0	0	0	0	0	0	0	0
2025	DEN	14	14	47	37	10	1	2	0.0	0.0	0	1	0	0	0	12	0	0	0	0	0	0	0	0	0	0	0
NFL TOTALS		80	79	279	221	58	5	10	0.0	0.0	1	12	199	100T	2	59	2	1	0	0	0	0	0	0	0	0	0

Pat Surtain II's NFL Postseason Defensive Statistics

				TACKLES								INTERCEPTIONS						O. FUMB				ST				MISC	
DATE	TEAM	GP	GS	TK	S	A	TFL	YDS	SK	YDS	QBH	NO	YDS	LG	TD	PD	FF	FR	TD	YDS	TK	S	A	FF	FR	S	A
2024	DEN	1	1	5	4	1	0	0	0.0	0.0	0	0	0	0	0	0	0	0	0	0	0	0	0	0	0	0	0
2025	DEN	1	1	3	2	1	0	0	0.0	0.0	0	0	0	0	0	0	0	0	0	0	0	0	0	0	0	0	0
NFL TOTALS		2	2	8	6	2	0	0	0.0	0.0	0	0	0	0	0	0	0	0	0	0	0	0	0	0	0	0	0

## SINGLE-GAME HIGHS: DEFENSIVE

Total Tackles	11 at Indianapolis Colts, Sep 14, 2025	Fumble Recoveries	1 at Cincinnati Bengals, Dec 28, 2024
Solo Tackles	9 at Indianapolis Colts, Sep 14, 2025	Tackles For Loss	1 vs. Los Angeles Chargers, Jan 04, 2026
Passes Defensed	3 vs. Las Vegas Raiders, Sep 10, 2023		...4 more at 1.
Forced Fumbles	1 at Cincinnati Bengals, Dec 28, 2024	Interceptions	2 vs. Las Vegas Raiders, Oct 06, 2024
	...1 more at 1.		...1 more at 2.
		Interception Return Yards	100 vs. Las Vegas Raiders, Oct 06, 2024

## SINGLE-GAME HIGHS - POSTSEASON: DEFENSIVE

Total Tackles	5 at Buffalo Bills, Jan 12, 2025	Solo Tackles	4 at Buffalo Bills, Jan 12, 2025
---------------	----------------------------------	--------------	----------------------------------





# UPDATED PLAYER BIOS



## 2025 GAME-BY-GAME REGULAR-SEASON STATISTICS (DEN)

			TACKLES								INTERCEPTIONS					O. FUMB				ST				MISC				
DATE	OPPONENT	P/S	TK	S	A	SK	YDS	TFL	YDS	QBH	NO	YDS	LG	TD	PD	FF	FR	TD	YDS	TK	S	A	FF	FR	S	A	W/L	SCORE
09/07	TEN	S	0	0	0	0.0	0.0	0	0	0	0	0	0	0	1	0	0	0	0	0	0	0	0	0	0	0	W	20-12
09/14	at IND	S	11	9	2	0.0	0.0	0	0	0	0	0	0	0	1	0	0	0	0	0	0	0	0	0	0	0	L	28-29
09/21	at LAC	S	2	2	0	0.0	0.0	0	0	0	0	0	0	0	1	0	0	0	0	0	0	0	0	0	0	0	L	20-23
09/29	CIN	S	2	0	2	0.0	0.0	0	0	0	0	0	0	0	0	0	0	0	0	0	0	0	0	0	0	0	W	28-3
10/05	at PHI	S	6	5	1	0.0	0.0	0	0	0	0	0	0	0	2	0	0	0	0	0	0	0	0	0	0	0	W	21-17
10/12	at NYJ	S	1	1	0	0.0	0.0	0	0	0	0	0	0	0	2	0	0	0	0	0	0	0	0	0	0	0	W	13-11
10/19	NYG	S	0	0	0	0.0	0.0	0	0	0	0	0	0	0	1	0	0	0	0	0	0	0	0	0	0	0	W	33-32
10/26	DAL	S	5	4	1	0.0	0.0	0	0	0	0	0	0	0	1	0	0	0	0	0	0	0	0	0	0	0	W	44-24
11/02	at HOU		ON INACTIVE LIST																								W	18-15
11/06	LV		INACTIVE																								W	10-7
11/16	KC		ON INACTIVE LIST																								W	22-19
11/30	at WAS	S	4	4	0	0.0	0.0	0	0	0	0	0	0	0	1	0	0	0	0	0	0	0	0	0	0	0	W	27-26+
12/07	at LV	S	3	1	2	0.0	0.0	0	0	0	0	0	0	0	1	0	0	0	0	0	0	0	0	0	0	0	W	24-17
12/14	GB	S	4	4	0	0.0	0.0	0	0	0	1	0	0	0	1	0	0	0	0	0	0	0	0	0	0	0	W	34-26
12/21	JAX	S	1	1	0	0.0	0.0	0	0	0	0	0	0	0	0	0	0	0	0	0	0	0	0	0	0	0	L	20-34
12/25	at KC	S	5	4	1	0.0	0.0	0	0	0	0	0	0	0	0	0	0	0	0	0	0	0	0	0	0	0	W	20-13
01/04	LAC	S	3	2	1	0.0	0.0	1	2	0	0	0	0	0	0	0	0	0	0	0	0	0	0	0	0	0	W	19-3
2025 TOTALS		14-14	47	37	10	0.0	0.0	1	2	0	1	0	0	0	12	0	0	0	0	0	0	0	0	0	0	0	14-3	

+ - Overtime

## 2025 GAME-BY-GAME POSTSEASON STATISTICS (DEN)

			TACKLES							INTERCEPTIONS					O. FUMB				ST				MISC					
DATE	OPPONENT	P/S	TK	S	A	SK	YDS	TFL	YDS	QBH	NO	YDS	LG	TD	PD	FF	FR	TD	YDS	TK	S	A	FF	FR	S	A	W/L	SCORE
01/17	BUF	S	3	2	1	0.0	0.0	0	0	0	0	0	0	0	0	0	0	0	0	0	0	0	0	0	0	0	W	33-30+
2025 TOTALS		1-1	3	2	1	0.0	0.0	0	0	0	0	0	0	0	0	0	0	0	0	0	0	0	0	0	0	0	1-0	

+ - Overtime







14 WR



## COURTLAND SUTTON

HEIGHT/WEIGHT: 6-4 / 216

BIRTHDAY: Oct. 10, 1995

NFL EXPERIENCE: 8th YR

GP/GS: 115/98

COLLEGE: Southern Methodist

BORN: Brenham, Texas

BRONCOS EXPERIENCE: 8th YR

ACQUIRED: D2-'18

### AT A GLANCE

- An eighth-year Pro Bowl wide receiver who has appeared in 115 career regular-season games (98 starts) with Denver (2018-25), catching 453 passes for 6,357 yards (14.0 avg.) with 39 touchdowns to go with one two-point conversion.
- Is the fifth wide receiver in team history to earn multiple Pro Bowl nods in his career.
- Has also completed four passes for 84 yards with one touchdowns along with five rushes for 21 yards (4.2 avg.).
- Totaled nine receptions for 128 yards (14.2 avg.) in two postseason game (2 start) with Denver (2024-2025).
- Has recorded the sixth-most receptions (453), has the fourth-most receiving yards (6,357) and the eighth-most receiving touchdowns (39) in team history.
- 1-of-5 players to record seven touchdown catches in every season since 2023.
- Became the fourth player in team history to reach 700 receiving yards in five straight seasons.
- Tied for the 10th-most 100-yard receiving games (9) in team history.
- Tied for the fourth-most 1,000 yard receiving seasons (3) in team history and is the first Bronco since wide receivers Emmanuel Sanders and Demaryius Thomas in 2016 to post back-to-back 1,000-yard seasons..
- Surpassed 6,000 receiving yards in his 110th career game, becoming the third-fastest Bronco to accomplish the feat.
- Became the fourth player in team history to record at least 700 receiving yards in five straight seasons.
- Joined WR Emmanuel Sanders and WR Arthur Marshall as the only wide receivers in team history to pass for a touchdown.
- 1-of-5 players in team history to record at least 50 receptions and 700 receiving yards in five seasons.
- In 2024, started 13-of-17 games in the regular season and totaled 81 receptions for 1,081 yards (13.3 avg) with eight touchdowns.
- Became the first Bronco since 2014 to record at least 10 touchdown receptions in a season after totaling 59 catches for 772 yards (13.1 avg.) with 10 scores in 2023.
- Finished 2022 with 829 yards on 64 catches (13.0 avg.) with two receiving touchdowns after starting all 15 games played.
- Recorded 58 catches for 776 yards (13.4 avg.) with two touchdowns in 17 games played (16 starts) in 2021.
- Appeared in one game with the Broncos in 2020 before being placed on injured reserve on Sept. 21 with a season-ending knee injury.
- Registered the most receiving yards (1,816) and receiving touchdowns (10) in Broncos history through a player's first two seasons.
- Named to the Pro Bowl in 2019 after finishing with 72 catches for 1,112 yards (15.4 avg.) and six touchdowns, becoming just the third player in team annals to record a 1,000-yard receiving season by his second year.
- Totaled the fourth-most receiving yards (704) by a rookie in Broncos history in 2018.
- Started 37-of-39 games played at Southern Methodist University, catching 195 passes for 3,220 yards (16.5 avg.) with 31 touchdowns.
- Ended his collegiate career ranked second in school history in touchdowns (31), third in receiving yards (3,220) and sixth in receptions (195).
- Named to the Associated Press All-America second team and to the All-AAC first team as a redshirt junior in 2017, finishing with 68 catches for 1,085 yards (16.0 avg.) with 12 touchdowns.
- Selected by the Broncos in the second round (40th overall) of the 2018 NFL Draft.

**2025:** Sutton played in all 17 games (16 starts) recording 74 receptions for 1,017 yards (13.7 avg.) with seven touchdowns... Totaled six receptions for 61 yards with one touchdown vs. Ten (9/7), surpassing Emmanuel Sanders for the 10th-most receiving yards in team history and tying Eric Decker for the 10th-most receiving touchdowns in team annals... Played in his 100th career game in Week 2 at Ind. (9/14), becoming the ninth wide receiver in team history to reach triple digit games with the club... Totaled six receptions for 118 yards (19.7 avg.) with one touchdown at LAC (9/21), surpassing WR Eric Decker for the 10th-most receiving touchdowns and WR Haven Moses for the ninth-most receiving yards in team annals... His 118 yard performance against the Chargers also tied him for the 10th-most 100-yard receiving games in team history (9)... Recorded five receptions for 81 yards (16.2 avg.) with one touchdown vs. Cin (9/29), surpassing TE Riley Odoms for the eighth most receptions in team history at 397... Recorded eight receptions for 99 yards (12.4 avg.) at Phi. (10/5)... Surpassed the 400 reception mark in just his 103rd career game, becoming the third-fastest Bronco to reach that mark in team history... Recorded six receptions for 87 yards (14.5 avg.) vs. NYG (10/19), eclipsing Ring of Fame TE Riley Odoms for the seventh-most receiving yards in team history... Recorded four receptions for 67 yards (16.8 avg.) vs. Dal. (10/26) to reach sixth all-time in team annals in receptions





(416)... Recorded one reception for 30 yards (30.0 avg.) with one touchdown at Hou. (11/2), tying Steve Watson for the ninth-most receiving scores in team history... Recorded four receptions for 59 yards (14.8 avg.) vs. K.C. (11/16)... Recorded five receptions for 62 yards (12.4 avg.) with one touchdown at Was. (11/30)... With his performance against the Commanders, he became the fourth Bronco to record 700 receiving yards in five straight seasons and the third-fastest player in team history to eclipse 6,000 career receiving yards (110 games)... Recorded six receptions for 62 yards (10.3 avg.) at L.V. (12/7)... Recorded seven receptions for 113 yards (16.1 avg.) with one touchdown vs. G.B. (12/14)... Now sits with the fifth-most receiving yards in team history at 6,226... Recorded six receptions for 86 yards (14.3 avg.) with one touchdown vs. Jac. (12/21)... Recorded 4 receptions for 40 yards (10.0 avg.) at K.C. (12/25), surpassing the 1,000 yard milestone on the season... Marked the first time in his career he eclipsed 1,000 yards in back-to-back seasons... Made his second NFL postseason appearance in the AFC Divisional Round vs. Buf. (1/17), totaling four receptions for 53 yards (13.3 avg.).

**2024:** Sutton appeared in 17 games (13 starts) in the regular season and one postseason contest (1 start), totaling 81 receptions for 1,081 yards (13.3 avg.) with eight touchdowns... Became the fifth-fastest Bronco in team history to reach 300 career receptions (82 games) in Week 1 at Sea. (9/8) after finishing the game with four receptions for 38 yards (9.5 avg.)... Caught seven passes for 68 yards (9.7 avg.) in the Week 3 win at T.B... Caught three passes for 60 yards (20.0 avg.) with one touchdown in the 10-9 win at NYJ (9/29)... Caught his second touchdown pass of the season along with four receptions for 53 yards (13.3 avg.), vs. LAC (10/13)... Posted his sixth career 100-yard receiving yard game after catching eight passes for 100 yards (12.5 avg.) vs. Car. (10/27)... His 93 receiving yards in the first half against Carolina were the most he has ever recorded in a single half in his career... Also completed one pass for 28 yards to FB Michael Burton in the game... Surpassed WR Brandon Marshall for the 10th-most receptions in team history after catching seven passes for 122 yards (17.4 avg.) at Bal. (11/3)... Also became just the third Broncos wide receiver to pass for a touchdown after connecting with QB Bo Nix for a two-yard pass for the score against the Ravens... Caught six passes for 70 yards (11.7 avg.) with one touchdown at K.C. (11/10)... Caught seven passes for 78 yards (11.1 avg.) vs. Atl. (11/17), marking his fourth consecutive game with at least 70 receiving yards... Recorded his third multi-touchdown game in his career after tallying 97 yards on eight receptions (12.1 avg.) with two scores at L.V. (11/24)... Reached the 5,000 career receiving yard mark in his 93rd game, becoming the third-fastest Bronco to reach that mark... Also surpassed WR Emmanuel Sanders for the 12th-most career receiving touchdowns (29) in the game... Recorded his third 100-yard game of the season vs. Cle. (12/2) after catching six passes for 102 yards (17.0 avg.)... Posted his 30th-career touchdown on a 20-yard pass from Nix, becoming just the 12th player in team history to reach the 30 receiving touchdown mark vs. Ind. (12/15)... Became just the seventh player in the NFL to record at least seven touchdown receptions in both 2023 and 2024 after recording five catches for 55 yards (11.0 avg.) with one score at Cin. (12/28)... Recorded five receptions for 98 yards (19.6 avg.) with one touchdown vs. K.C. (1/5)... With the performance, he became the first Bronco since 2019 (Sutton—1,112 yards) to reach the 1,000 receiving yards mark on a season... In his postseason debut in the AFC Wild Card Round at Buf. (1/12), totaled five receptions for 75 yards (15.0 avg.)... His 75 receiving yards were the fourth-most by a Bronco making his postseason debut.

**2023:** Sutton became the first Bronco since 2014 to record at least 10 touchdown receptions in a season after totaling 59 catches for 772 yards (13.1 avg.) with 10 scores... Caught four passes for 32 yards (8.0 avg.) with one touchdown in the season opener vs. L.V. (9/10)... Caught a team-high five passes for 66 yards (13.2 avg.) vs. Was. (9/17)... Had a team-high 91 yads on eight catches (11.4 avg.) with one touchdown at Mia. (9/24)... Caught a 13-yard touchdown pass from QB Russell Wilson and also made three catches for 27 yards to help the Broncos comeback from a 21-point deficit to win at Chi. (10/1)... Caught his fourth touchdown of the season after bringing in an 11-yard pass from Wilson in the fourth quarter while also making four catches for a team-high 46 yards (11.5 avg.) at K.C. (10/12)... Recorded his fifth touchdown catch of the season in the win vs. G.B. (10/22), finishing the contest with six catches for 76 yards (12.7 avg.) with one score... Tied his career high for receiving touchdowns in a season (6) after catching two passes for 29 yards (14.5 avg.) with one touchdown in the win vs. K.C. (10/29)... Eclipsed his previous career high after catching his seventh touchdown pass of the season vs. Buf. (11/13), finishing the game with eight receptions for 53 yards (6.6 avg.) with one score... Recorded a touchdown in five consecutive games after nabbing a game-winning pass from Wilson with 1:03 remaining in the win vs. Min. (11/19)... Sutton finished the game with a team-high 66 yards on four catches (16.5 avg.) with one score... Had a team-high 61 yards on three catches (20.3 avg.) in the win vs. Cle. (11/26)... Recorded his ninth receiving score of the season after totaling a team-high 77 yards on two catches (38.5 avg.), including a 45-yard score, at Hou. (12/3)... Became the first Broncos player since WR Demaryius Thomas and TE Julius Thomas in 2014 to total double-digit touchdown catches in a single season after catching three passes for 62 yards with one score at LAC (12/10)... His 46-yard touchdown grab was the second-longest receiving score of his career at the time... Had a team-high five catches for 71 yards (14.2 avg.) at Det. (12/16).

**2022:** Sutton started all 15 games played, finishing with 829 yards on 64 catches (13.0 avg.) with two receiving touchdowns... Notched his fifth career 100-yard game vs. Hou. (9/18), tallying 122 yards on 7 receptions (17.4 avg.)... Totaled 97 yards on eight receptions (12.1 avg.) vs. S.F. (9/25)... Had five catches for 52 yards (10.4 avg.), including a touchdown grab, at L.V. (10/2)... Notched a team-high 74 yards on 5 catches (14.8 avg.) vs. Ind. (10/6)... Totaled 66 yards on six catches (11.0 avg.) at Ten. (11/13)... Tallied a team-high 80 yards on five receptions (16.0 avg.) vs. L.V. (11/20)... Totaled a team-high 75 yards on six catches (12.5 avg.) at Car. (11/27)... Recorded five receptions for 64 yards (12.8 avg.) at LAR (12/25)... Made three catches for 33 yards (11.0 avg.), including a 20-yard touchdown catch, vs. LAC (1/8)... Recorded five catches for 50 yards (10.0 avg.) at LAC (12/19), marking his 10th game this season with at least 50 yards. That is tied for the sixth-most games in the NFL....

**2021:** Sutton appeared in 17 games (16 starts), totaling 58 receptions for 776 yards (13.4 avg.) with two touchdowns... Posted one reception for 14 yards in the season opener at NYG (9/12)... Tallied third career 100-yard receiving effort, set career highs in receptions (9) and yards (159), nabbed the second-longest reception of his career (55 yds.) and tallied the most receiving yards by a Bronco since 2016 at Jac. (9/19)... Posted his second 100-yard receiving effort of the season, collected his first touchdown of 2021 (11th of career), and led the team in receptions (7) and yards (120) for a 17.1 avg. with one score at Pit. (10/10)... Recorded a touchdown in his second consecutive game and posted eight catches for 94 yards (11.8 avg.) with one touchdown vs. L.V. (10/17).

**2020:** Sutton appeared in one game with the Broncos before being placed on injured reserve on Sept. 21 with a season-ending knee injury (ACL tear)... Broke the 3,000 career receiving yards mark in his 54th career game at L.V. (10/2), totaling five receptions for 52 yards and a score in the game.

**2019:** Sutton became just the third player in franchise history to record a 1,000-yard receiving season by his second year, finishing with 72





catches for 1,112 yards (15.4 avg.) with 10 touchdowns in 16 games (14 starts)... Named to his first career Pro Bowl... Ranked third in the AFC and 10th in the NFL in yards per catch (15.4 avg.), while ending the season tied for second in the league with 16 big-play receptions (25+ yds.)... Registered his first-career 100-yard game at Oak. (9/9), recording a career-high seven receptions for a career-high 120 yards... Tallied five receptions for 87 yards (17.4 avg.) at G.B. (9/22)... Totaled 62 receiving yards and two touchdowns on six receptions (10.3 avg.) vs. Jac. (9/29)... Registered four receptions for 92 yards (23.0 avg.), including a 70-yard touchdown catch at LAC (10/6)... Made four catches for 76 yards (19.0 avg.) vs. Ten. (10/13)... Collected 87 yards on six receptions (14.5 avg.) vs. K.C. (10/17)... Recorded three receptions for 72 yards (24.0 avg.) at Ind. (10/27)... Led the Broncos with five receptions (56 yds.) and had a 21-yard touchdown catch in the first quarter vs. Cle. (11/3)... Recorded 113 yards on five receptions (22.6 avg.) with 10 rushing yards on two attempts (5.0 avg.) and a completed pass for 38 yards at Min. (11/17)... Posted four receptions for 74 yards (18.5 avg.) and two touchdowns vs. LAC (12/1)... Recorded five receptions for 34 yards (6.8 avg.) at Hou. (12/8)... Collected 79 yards on four receptions (19.8 avg.) at K.C. (12/15) to pass 1,000 receiving yards on the season.

**2018:** Selected by Denver in the second round (40th overall) of the 2018 NFL Draft, Sutton played all 16 games (9 starts), recording 42 receptions for 704 yards (16.8 avg.) with four touchdowns... Totaled the fourth most receiving yards (704) by a rookie in Broncos history... Caught two passes for 45 yards (22.5 avg.) in his NFL debut vs. Sea. (9/9)... Scored his first career touchdown on an 8-yard reception at NYJ (10/7)... Caught a 28-yard touchdown pass from WR Emmanuel Sanders at Ari. (10/18)... Recorded four receptions for 85 yards and scored on a 30-yard touchdown reception at Cin. (12/2)... Passed Ricky Nattiel for the fourth-most receiving yards by a rookie in team history after catching a six passes for 65 yards (10.8 avg.) with one touchdown at Oak. (12/24).

**COLLEGE:** Started 37-of-39 games played at SMU catching 195 passes for 3,220 yards (16.5 avg.) with 31 touchdowns... Ended his collegiate career ranked second in school history in touchdowns (31), third in receiving yards (3,220) and sixth in receptions (195)... Started all 13 games played and was named to the Associated Press' All-American second team and to the All-AAC first team as a redshirt junior... Opened all 12 games played as a redshirt sophomore and became the first SMU receiver to garner first-team all-conference honors in five seasons... Led the team in receptions (76), receiving yards (1,246) and receiving touchdowns (10)... Started all 12 games as a redshirt freshman, finishing the season with 49 catches for 862 yards (17.6 avg.) with nine touchdowns... Completed two passes for 75 yards (37.5 avg.)... Set the SMU freshman record for receiving yards with 862... Appeared in two games in 2014 and made two catches for 27 yards (13.5 avg.) before being granted a medical redshirt.

**PERSONAL:** Sutton attended Brenham (Texas) High School, where he was named all-district as a tight end and safety during his senior season... Helped his team to a 14-2 record and an appearance in the 4A State Championship Game... Averaged 15.2 points per game in basketball as a senior... Courtland Sutton was born on Oct. 10, 1995, in Brenham, Texas.

## MOST REC. YARDS THROUGH FIRST TWO SEASONS, TEAM HISTORY

Player	Years	Rec.	Yds.	TDs
<b>Courtland Sutton</b>	<b>2018-19</b>	<b>114</b>	<b>1,816</b>	<b>10</b>
Brandon Marshall	2006-07	122	1,634	9
Eddie Royal	2008-09	128	1,325	5
Ricky Nattiel	1987-88	77	1,204	3
Mark Jackson	1986-87	64	1,174	3

## MOST REC. TOUCHDOWNS THROUGH FIRST TWO SEASONS, TEAM HISTORY

Player	Years	Rec.	Yds.	TDs
<b>Courtland Sutton</b>	<b>2018-19</b>	<b>114</b>	<b>1,816</b>	<b>10</b>
Brandon Marshall	2006-07	122	1,634	9
Eric Decker	2010-11	50	718	9
Tony Scheffler	2006-07	67	835	9
Riley Odoms	1972-73	64	949	9

## FEWEST GAMES TO 5,000 CAREER REC. YDS., BRONCOS HISTORY

Player	Games
Demaryius Thomas	67
Rod Smith	84
<b>Courtland Sutton</b>	<b>93</b>
Steve Watson	102
Vance Johnson	107

## Transactions

Signed by Denver as a draft choice 5/10/18.





# UPDATED PLAYER BIOS



## Courtland Sutton's NFL Regular Season Rushing/Receiving Statistics

DATE	TEAM	GP	GS	RECEIVING					RUSHING				
				NO.	YDS.	AVG.	LG	TD	NO.	YDS.	AVG.	LG	TD
2018	DEN	16	9	42	704	16.8	42	4	1	-1	-1.0	-1	0
2019	DEN	16	14	72	1,112	15.4	70t	6	3	17	5.7	9	0
2020	DEN	1	1	3	66	22.0	45	0	0	0	0.0	0	0
2021	DEN	17	16	58	776	13.4	55	2	0	0	0.0	0	0
2022	DEN	15	15	64	829	13.0	51	2	1	5	5.0	5	0
2023	DEN	16	14	59	772	13.1	46t	10	0	0	0.0	0	0
2024	DEN	17	13	81	1,081	13.3	47	8	0	0	0.0	0	0
2025	DEN	17	16	74	1,017	13.7	52t	7	0	0	0.0	0	0
NFL TOTALS		115	98	453	6,357	14.0	70T	39	5	21	4.2	9	0

## Courtland Sutton's NFL Postseason Rushing/Receiving Statistics

DATE	TEAM	GP	GS	RECEIVING					RUSHING				
				NO.	YDS.	AVG.	LG	TD	NO.	YDS.	AVG.	LG	TD
2024	DEN	1	1	5	75	15.0	21	0	0	0	0.0	0	0
2025	DEN	1	1	4	53	13.3	25	0	0	0	0.0	0	0
NFL TOTALS		2	2	9	128	14.2	25	0	0	0	0.0	0	0

### SINGLE-GAME HIGHS: RUSHING/RECEIVING

<b>Rush Attempts</b>	2 at Minnesota Vikings, Nov 17, 2019	<b>Receiving TDs</b>	2 at Las Vegas Raiders, Nov 24, 2024
<b>Rushing Yards</b>	10 at Minnesota Vikings, Nov 17, 2019		...2 more at 2.
<b>Longest Runs</b>	9 at Minnesota Vikings, Nov 17, 2019	<b>All-Purpose Yards</b>	159 at Jacksonville Jaguars, Sep 19, 2021
<b>Receptions</b>	9 at Jacksonville Jaguars, Sep 19, 2021	<b>Special Teams Tackles</b>	1 at Baltimore Ravens, Sep 23, 2018
<b>Receiving Yards</b>	159 at Jacksonville Jaguars, Sep 19, 2021	<b>Most TDs</b>	2 at Las Vegas Raiders, Nov 24, 2024
<b>Receiving Average</b>	26.0 at Los Angeles Chargers, Nov 18, 2018		...2 more at 2.
	...1 more at 26.0.	<b>Miscellaneous Tackles</b>	1 at Kansas City Chiefs, Jan 01, 2023
<b>Longest Receptions</b>	70t at Los Angeles Chargers, Oct 06, 2019		...6 more at 1.
		<b>Longest Own Fumble Return</b>	2 vs. Oakland Raiders, Dec 29, 2019

### SINGLE-GAME HIGHS - POSTSEASON: RECEIVING

<b>Receptions</b>	5 at Buffalo Bills, Jan 12, 2025	<b>Longest Receptions</b>	25 vs. Buffalo Bills, Jan 17, 2026
<b>Receiving Yards</b>	75 at Buffalo Bills, Jan 12, 2025	<b>All-Purpose Yards</b>	75 at Buffalo Bills, Jan 12, 2025
<b>Receiving Average</b>	15.0 at Buffalo Bills, Jan 12, 2025		

### 100-YARD RECEIVING GAMES (10): REGULAR SEASON

DATE	TEAM	NO.	YDS.	AVG.	LG	TD
09/09/19	at LV	7	120	17.1	30	0
11/17/19	at MIN	5	113	22.6	48	0
09/19/21	at JAX	9	159	17.7	55	0
10/10/21	at PIT	7	120	17.1	39t	1
09/18/22	HOU	7	122	17.4	35	0
10/27/24	CAR	8	100	12.5	37	0
11/03/24	at BAL	7	122	17.4	33	0
12/02/24	CLE	6	102	17.0	32	0
09/21/25	at LAC	6	118	19.7	52t	1
12/14/25	GB	7	113	16.1	42	1





# UPDATED PLAYER BIOS



## 2025 GAME-BY-GAME REGULAR-SEASON STATISTICS (DEN)

DATE	OPPONENT	P/S	RECEIVING					RUSHING					W/L	SCORE
			NO.	YDS.	AVG.	LG	TD	NO.	YDS.	AVG.	LG	TD		
09/07	TEN	S	6	61	10.2	22t	1	0	0	0.0	0	0	W	20-12
09/14	at IND	S	1	6	6.0	6	0	0	0	0.0	0	0	L	28-29
09/21	at LAC	S	6	118	19.7	52t	1	0	0	0.0	0	0	L	20-23
09/29	CIN	S	5	81	16.2	22	1	0	0	0.0	0	0	W	28-3
10/05	at PHI	S	8	99	12.4	34	0	0	0	0.0	0	0	W	21-17
10/12	at NYJ	S	1	17	17.0	17	0	0	0	0.0	0	0	W	13-11
10/19	NYG	S	6	87	14.5	32	0	0	0	0.0	0	0	W	33-32
10/26	DAL	S	4	67	16.8	39	0	0	0	0.0	0	0	W	44-24
11/02	at HOU	S	1	30	30.0	30t	1	0	0	0.0	0	0	W	18-15
11/06	LV	S	3	24	8.0	14	0	0	0	0.0	0	0	W	10-7
11/16	KC	S	4	59	14.8	21	0	0	0	0.0	0	0	W	22-19
11/30	at WAS	S	5	62	12.4	31	1	0	0	0.0	0	0	W	27-26+
12/07	at LV	S	6	62	10.3	14	0	0	0	0.0	0	0	W	24-17
12/14	GB	S	7	113	16.1	42	1	0	0	0.0	0	0	W	34-26
12/21	JAX	P	6	86	14.3	21	1	0	0	0.0	0	0	L	20-34
12/25	at KC	S	4	40	10.0	23	0	0	0	0.0	0	0	W	20-13
01/04	LAC	S	1	5	5.0	5	0	0	0	0.0	0	0	W	19-3
<b>2025 TOTALS</b>		<b>17-16</b>	<b>74</b>	<b>1,017</b>	<b>13.7</b>	<b>52T</b>	<b>7</b>	<b>0</b>	<b>0</b>	<b>0.0</b>	<b>0</b>	<b>0</b>	<b>14-3</b>	


+ - Overtime

## 2025 GAME-BY-GAME POSTSEASON STATISTICS (DEN)

DATE	OPPONENT	P/S	RECEIVING					RUSHING					W/L	SCORE
			NO.	YDS.	AVG.	LG	TD	NO.	YDS.	AVG.	LG	TD		
01/17	BUF	S	4	53	13.3	25	0	0	0	0.0	0	0	W	33-30+
<b>2025 TOTALS</b>		<b>1-1</b>	<b>4</b>	<b>53</b>	<b>13.3</b>	<b>25</b>	<b>0</b>	<b>0</b>	<b>0</b>	<b>0.0</b>	<b>0</b>	<b>0</b>	<b>1-0</b>	

+ - Overtime





35 CB



## REESE TAYLOR

**HEIGHT/WEIGHT:** 5-10 / 188

**BIRTHDAY:** Aug. 27, 1999

**NFL EXPERIENCE:** 2nd YR

**GP/GS:** 5/0

**COLLEGE:** Purdue

**BORN:** Indianapolis, Ind.

**BRONCOS EXPERIENCE:** 2nd YR

**ACQUIRED:** FA-'23

### AT A GLANCE

- A second-year cornerback who appeared in five games with Denver (2024-25) after spending most of the 2023 and 2024 seasons on the club's practice squad.
- Saw action in over 53 games during his college career with Purdue (2022) and Indiana (2018-21), totaling 108 tackles, 18 passes defended, three interceptions and one forced fumble.
- In his lone season at Purdue in 2022, finished with 34 tackles, one tackle for loss, five passes defended and one interception.
- Earned All-Big 10 honorable mention honors as a return specialist after returning nine punts for 73 yards (8.1 avg.) and one kickoff for 21 yards.
- Attended Ben Davis High School in Indianapolis, where he played quarterback and was named 2017 Indiana Mr. Football, a two-time Indiana Football Coaches Association (IFCA) Top 50 selection (2016-17) and a two-time IFCA first team all-state selection (2016-17).
- Entered the NFL as a college free agent with Kansas City on May 6, 2023.
- Signed to Denver's practice squad on Nov. 8, 2023.

**2025:** Taylor appeared in four games for Denver, contributing to the special teams unit making two tackles in kick coverage.

**2024:** Taylor played in one game with Denver after spending most of the season on the club's practice squad... Made his NFL debut in Week 15 vs. Ind. (12/15).

**2023:** Taylor entered the NFL as a college free agent with Kansas City and spent the season competing on the Chiefs' and Broncos' practice squads.

**COLLEGE:** Taylor saw action in over 53 games during his college career with Purdue (2022) and Indiana (2018-21), totaling 108 tackles, 18 passes defended, three interceptions and one forced fumble... Also returned four kickoffs for 87 yards (21.8 avg.) and 14 punts for 115 yards (8.2 avg.) in his Indiana career... In his lone season at Purdue in 2022, finished with 34 tackles, one tackle for loss, five passes defended and one interception... Started 5-of-9 games played in 2021 at Indiana, totaling 25 tackles (20 solo), one sack and two passes defended... Earned All-Big 10 honorable mention honors as a return specialist after returning nine punts for 73 yards (8.1 avg.) and one kickoff for 21 yards.

**PERSONAL:** Taylor attended Ben Davis High School in Indianapolis, where he played quarterback and was named 2017 Indiana Mr. Football, a two-time Indiana Football Coaches Association (IFCA) Top 50 selection (2016-17) and a two-time IFCA first team all-state selection (2016-17)... Broke the Ben Davis career marks with 7,631 passing yards with 79 passing scores on 568-of-828 (68.6) and also rushed for 2,077 yards on 374 attempts (5.5 avg.), with 45 touchdowns... Was named to the 2017 Indianapolis Star Super Team after leading Ben Davis to a state title and 14-0 record... Completed 215-of-296 for 3,150 yards with a program record 40 touchdowns while also rushing for 802 yards and 15 TDs in 2017... A native of Indianapolis, Reese Taylor was born Aug. 27, 1999.

### Transactions

Signed by Kansas City as a college free agent on 5/6/23; Waived by Kansas City on 8/29/23; Signed by Kansas City (practice squad) on 8/31/23; Released by Kansas City on 8/31/23; Signed by Denver (practice squad) on 11/8/23; Released by Denver on 11/14/23; Signed by Denver (practice squad) on 11/16/23; Signed by Denver to a future contract on 1/9/24; Waived by Denver 8/27/24; Signed by Denver (practice squad) 8/28/24; Waived by Denver 8/26/25; Signed by Denver (practice squad) 8/27.





Reese Taylor's NFL Regular Season Defensive Statistics

				TACKLES								INTERCEPTIONS						O. FUMB				ST					MISC	
DATE	TEAM	GP	GS	TK	S	A	TFL	YDS	SK	YDS	QBH	NO	YDS	LG	TD	PD	FF	FR	TD	YDS	TK	S	A	FF	FR	S	A	
2023	KC	0	0	0	0	0	0	0	0.0	0.0	0	0	0	0	0	0	0	0	0	0	0	0	0	0	0	0	0	
2024	DEN	1	0	0	0	0	0	0	0.0	0.0	0	0	0	0	0	0	0	0	0	0	0	0	0	0	0	0	0	
2025	DEN	4	0	0	0	0	0	0	0.0	0.0	0	0	0	0	0	0	0	0	0	0	2	2	0	0	0	0	0	
NFL TOTALS		5	0	0	0	0	0	0	0.0	0.0	0	0	0	0	0	0	0	0	0	0	2	2	0	0	0	0	0	

Reese Taylor's NFL Postseason Defensive Statistics

				TACKLES								INTERCEPTIONS						O. FUMB				ST					MISC	
DATE	TEAM	GP	GS	TK	S	A	TFL	YDS	SK	YDS	QBH	NO	YDS	LG	TD	PD	FF	FR	TD	YDS	TK	S	A	FF	FR	S	A	
2024	DEN	0	0	0	0	0	0	0	0.0	0.0	0	0	0	0	0	0	0	0	0	0	0	0	0	0	0	0	0	
2025	DEN	0	0	0	0	0	0	0	0.0	0.0	0	0	0	0	0	0	0	0	0	0	0	0	0	0	0	0	0	
NFL TOTALS		0	0	0	0	0	0	0	0.0	0.0	0	0	0	0	0	0	0	0	0	0	0	0	0	0	0	0	0	

2024 GAME-BY-GAME REGULAR-SEASON STATISTICS (DEN)

			TACKLES							INTERCEPTIONS					O. FUMB				ST				MISC						
DATE	OPPONENT	P/S	TK	S	A	SK	YDS	TFL	YDS	QBH	NO	YDS	LG	TD	PD	FF	FR	TD	YDS	TK	S	A	FF	FR	S	A	W/L	SCORE	
09/08	at SEA												PRACTICE SQUAD															L	20-26
09/15	PIT												PRACTICE SQUAD															L	6-13
09/22	at TB												PRACTICE SQUAD															W	26-7
09/29	at NYJ												PRACTICE SQUAD															W	10-9
10/06	LV												PRACTICE SQUAD															W	34-18
10/13	LAC												PRACTICE SQUAD															L	16-23
10/17	at NO												PRACTICE SQUAD															W	33-10
10/27	CAR												PRACTICE SQUAD															W	28-14
11/03	at BAL												PRACTICE SQUAD															L	10-41
11/10	at KC												PRACTICE SQUAD															L	14-16
11/17	ATL												PRACTICE SQUAD															W	38-6
11/24	at LV												PRACTICE SQUAD															W	29-19
12/02	CLE												PRACTICE SQUAD															W	41-32
12/15	IND	P	0	0	0	0.0	0.0	0	0	0	0	0	0	0	0	0	0	0	0	0	0	0	0	0	0	0	W	31-13	
12/19	at LAC												PRACTICE SQUAD															L	27-34
12/28	at CIN												PRACTICE SQUAD															L	24-30+
01/05	KC												PRACTICE SQUAD															W	38-0
2024 TOTALS		1-0	0	0	0	0.0	0.0	0	0	0	0	0	0	0	0	0	0	0	0	0	0	0	0	0	0	0	10-7		

+ - Overtime



# UPDATED PLAYER BIOS



## 2025 GAME-BY-GAME REGULAR-SEASON STATISTICS (DEN)

			TACKLES							INTERCEPTIONS					O. FUMB				ST				MISC					
DATE	OPPONENT	P/S	TK	S	A	SK	YDS	TFL	YDS	QBH	NO	YDS	LG	TD	PD	FF	FR	TD	YDS	TK	S	A	FF	FR	S	A	W/L	SCORE
09/07	TEN												PRACTICE SQUAD														W	20-12
09/14	at IND												PRACTICE SQUAD														L	28-29
09/21	at LAC												PRACTICE SQUAD														L	20-23
09/29	CIN												PRACTICE SQUAD														W	28-3
10/05	at PHI												PRACTICE SQUAD														W	21-17
10/12	at NYJ												PRACTICE SQUAD														W	13-11
10/19	NYG												PRACTICE SQUAD														W	33-32
10/26	DAL												PRACTICE SQUAD														W	44-24
11/02	at HOU												PRACTICE SQUAD														W	18-15
11/06	LV	P	0	0	0	0.0	0.0	0	0	0	0	0	0	0	0	0	0	0	0	0	0	0	0	0	0	0	W	10-7
11/16	KC												PRACTICE SQUAD														W	22-19
11/30	at WAS	P	0	0	0	0.0	0.0	0	0	0	0	0	0	0	0	0	0	0	0	1	1	0	0	0	0	0	W	27-26+
12/07	at LV												ON INACTIVE LIST														W	24-17
12/14	GB												INACTIVE														W	34-26
12/21	JAX												INACTIVE														L	20-34
12/25	at KC	P	0	0	0	0.0	0.0	0	0	0	0	0	0	0	0	0	0	0	0	1	1	0	0	0	0	0	W	20-13
01/04	LAC												ON INACTIVE LIST														W	19-3
2025 TOTALS		3-0	0	0	0	0.0	0.0	0	0	0	0	0	0	0	0	0	0	0	0	2	2	0	0	0	0	0	14-3	

+ - Overtime


## 2025 GAME-BY-GAME POSTSEASON STATISTICS (DEN)

			TACKLES							INTERCEPTIONS					O. FUMB				ST				MISC					
DATE	OPPONENT	P/S	TK	S	A	SK	YDS	TFL	YDS	QBH	NO	YDS	LG	TD	PD	FF	FR	TD	YDS	TK	S	A	FF	FR	S	A	W/L	SCORE
01/17	BUF		ON INACTIVE LIST																							W	33-30+	
2025 TOTALS			0	0	0	0	0	0	0	0	0	0	0	0	0	0	0	0	0	0	0	0	0	0	0	0	1-0	

+ - Overtime







92 OLB



## DONDREA TILLMAN

HEIGHT/WEIGHT: 6-4 / 247

COLLEGE: Indiana, Pa.

BIRTHDAY: Apr. 30, 1998

BORN: Serling, Va.

NFL EXPERIENCE: 2nd YR

BRONCOS EXPERIENCE: 2nd YR

GP/GS: 29/0

ACQUIRED: FA-'24

### AT A GLANCE

- A second-year outside linebacker who has appeared in 29 regular-season games for the Broncos (2024-25), tallying 52 tackles (20 solo), 9.0 sacks (74.5 yds.), two interceptions, three passes defended and 11 special-teams tackles.
- Appeared in two postseason games with Denver (2024-25), totaling 13 tackles (7 solo).
- Played three seasons with the Birmingham Stallions of the United States Football League and United Football League and totaled 92 tackles (51 solo) and 8.5 sacks (55 yds.) during his three years (2022-24) with the Stallions.
- Signed by Denver as a free agent on June 20, 2024.

**2025:** Tillman played in all 17 regular-season games and one postseason game for Denver in his second season, totaling 30 tackles (8 solo), four sacks (34.5 yds.), two interceptions (59 yds.), three passes defended, three tackles for loss and 11 special teams tackles... Recorded his first career pass defended at Phi. (10/5)... Rushed into the backfield for his first sack of the season of Giants QB Jaxson Dart (8.0 yds.) vs. NYG (10/19)... Picked off Cowboys QB Dak Prescott (38 yds.) in the red zone for his first career interception while adding one pass defended and three tackles (1 solo) vs. Dal. (10/26)... Brought down Texans QB Davis Mills (2 yds.) for a half sack (split with OLB DT Malcom Roach) while adding two tackles and a pair of special team stops... Secured the second interception of his career off a deflected pass from Raiders QB Geno Smith (23 yds.) while adding one pass defended and one special teams tackle in the win vs. L.V. (11/6)... Sacked Commanders QB Marcus Mariota (12 yds.) in the fourth quarter for his third sack of the season while adding three tackles (1 solo) in the win at Was. (11/30)... Registered his fourth sack of the season by dropping Packers QB Jordan Love (8 yds.) vs. G.B. (12/14)... Reached Chiefs QB Chris Oladokun (4.5 yds.) for a half sack (split with OLB Jonah Elliss) at K.C. (12/25)... Started first postseason game vs. Buf. (1/17) in the AFC Divisional Round Playoff, registering six tackles (4 solo) and one tackle for loss in the win.

**2024:** Tillman appeared in 12 games for Denver, totaling 22 tackles (12 solo) and five sacks (40 yds.)... Made his NFL debut and recorded three tackles including two sacks (18 yds.) at T.B. (9/22)... Became the first Bronco since at least 1970 and the first NFL player since Lions LB James Houston (2022) to have at least 2.0 sacks in his NFL debut... Registered three tackles (1 solo) vs. Atl. (11/17)... Tallied three tackles (2 solo) and one sack of Colts QB Anthony Richardson (6 yds.) vs. Ind. (12/15)... Recorded one quarterback takedown for the second consecutive game, sacking Chargers QB Justin Herbert (10 yds.) at LAC (12/19)... Took down Bengals QB Joe Burrow (6 yds.), marking his third consecutive game with one quarterback takedown, at Cin. (12/28)... Became the first Broncos rookie since OLB Von Miller (4 games in 2011) to record at least three consecutive games with a sack, and the first undrafted rookie in franchise history to do so... Tied with OLB Jonah Elliss for the third-most sacks by an NFL rookie this season... In his first career postseason game, recorded seven tackles (3 solo) at Buf. (1/12) in the AFC Wild Card Playoff.

**USFL/UFL:** Tillman played three seasons with the Birmingham Stallions of the United States Football League and United Football League... Totaled 92 tackles (51 solo) and 8.5 sacks (55 yds.) during his three years (2022-24) with the Stallions.

**COLLEGE:** Tillman was a three-time All-PSAC West selection at Indiana University of Pennsylvania, where he appeared in 48 games (32 starts) during his four-year career with the Crimson Hawks (2016-19)... Over that span, he recorded 174 tackles (84 solo), 30 sacks (187 yds.), two interceptions (70 yds., 2 TDs), 10 passes defended, seven forced fumbles and three fumble recoveries... Earned first-team All-PSAC West in 2019 after starting all 12 games and totaling 41 tackles (19 solo), 7.5 sacks (57 yds.), one interception (51 yds., 1 TD), three passes defended, four forced fumbles and one fumble recovery... In 2018, was named first-team All-PSAC West after starting 11 games and recording career highs of 62 tackles (31 solo) and 12.5 sacks (84 yds.) along with two passes defended and two forced fumbles... Started 9-of-14 games played in 2017 and earned second-team All-PSAC West honors after producing 51 tackles (28 solo), 8.5 sacks (45 yds.), one interception (19 yds., 1 TD), a career-high five passes defended, one forced fumble and two fumble recoveries.

**PERSONAL:** Tillman prepped at Potomac Falls High School (Sterling, Va.), where he was a first team All-Virginia selection and was named 2025 Conference 14 Defensive Player of the Year... Also played basketball... Dondrea Tillman was born on April 30, 1998, in Sterling, Va.

### Transactions

Signed by Denver on 6/20/24; Waived by Denver 8/27/24; Signed by Denver (practice squad) 8/28/24; Signed by Denver (active roster) 9/18/24.





Dondrea Tillman's NFL Regular Season Defensive Statistics

				TACKLES								INTERCEPTIONS						O. FUMB				ST				MISC	
DATE	TEAM	GP	GS	TK	S	A	TFL	YDS	SK	YDS	QBH	NO	YDS	LG	TD	PD	FF	FR	TD	YDS	TK	S	A	FF	FR	S	A
2024	DEN	12	0	22	12	10	5	40	5.0	40.0	7	0	0	0	0	0	0	0	0	0	1	1	0	0	0	0	0
2025	DEN	17	0	30	8	22	3	28	4.0	34.5	9	2	59	36	0	3	0	0	0	0	11	5	6	0	0	0	0
NFL TOTALS		29	0	52	20	32	8	68	9.0	74.5	16	2	59	36	0	3	0	0	0	0	12	6	6	0	0	0	0

Dondrea Tillman's NFL Postseason Defensive Statistics

				TACKLES								INTERCEPTIONS						O. FUMB				ST				MISC	
DATE	TEAM	GP	GS	TK	S	A	TFL	YDS	SK	YDS	QBH	NO	YDS	LG	TD	PD	FF	FR	TD	YDS	TK	S	A	FF	FR	S	A
2024	DEN	1	0	7	3	4	0	0	0.0	0.0	0	0	0	0	0	0	0	0	0	0	0	0	0	0	0	0	0
2025	DEN	1	0	6	4	2	1	3	0.0	0.0	0	0	0	0	0	0	0	0	0	0	0	0	0	0	0	0	0
NFL TOTALS		2	0	13	7	6	1	3	0.0	0.0	0	0	0	0	0	0	0	0	0	0	0	0	0	0	0	0	0

SINGLE-GAME HIGHS: DEFENSIVE

- Total Tackles** 4 at Los Angeles Chargers, Sep 21, 2025

**Solo Tackles** 3 at Tampa Bay Buccaneers, Sep 22, 2024

**Sacks** 2.0 at Tampa Bay Buccaneers, Sep 22, 2024

**Passes Defensed** 1 vs. Las Vegas Raiders, Nov 06, 2025

...2 more at 1.
- Tackles For Loss** 2 at Tampa Bay Buccaneers, Sep 22, 2024

**Interceptions** 1 vs. Dallas Cowboys, Oct 26, 2025

**Interception Return Yards** 36 vs. Dallas Cowboys, Oct 26, 2025

**Special Teams Tackles** 2 vs. Jacksonville Jaguars, Dec 21, 2025

...2 more at 2.

SINGLE-GAME HIGHS - POSTSEASON: DEFENSIVE

- Total Tackles** 7 at Buffalo Bills, Jan 12, 2025

**Solo Tackles** 4 vs. Buffalo Bills, Jan 17, 2026
- Tackles For Loss** 1 vs. Buffalo Bills, Jan 17, 2026

2025 GAME-BY-GAME REGULAR-SEASON STATISTICS (DEN)

			TACKLES							INTERCEPTIONS					O. FUMB				ST				MISC					
DATE	OPPONENT	P/S	TK	S	A	SK	YDS	TFL	YDS	QBH	NO	YDS	LG	TD	PD	FF	FR	TD	YDS	TK	S	A	FF	FR	S	A	W/L	SCORE
09/07	TEN	P	1	0	1	0.0	0.0	0	0	0	0	0	0	0	0	0	0	0	0	0	0	0	0	0	0	0	W	20-12
09/14	at IND	P	3	1	2	0.0	0.0	0	0	0	0	0	0	0	0	0	0	0	0	0	0	0	0	0	0	0	L	28-29
09/21	at LAC	P	4	2	2	0.0	0.0	0	0	1	0	0	0	0	0	0	0	0	0	0	0	0	0	0	0	0	L	20-23
09/29	CIN	P	1	1	0	0.0	0.0	0	0	0	0	0	0	0	0	0	0	0	0	0	0	0	0	0	0	0	W	28-3
10/05	at PHI	P	0	0	0	0.0	0.0	0	0	0	0	0	0	0	1	0	0	0	0	0	0	0	0	0	0	0	W	21-17
10/12	at NYJ	P	0	0	0	0.0	0.0	0	0	0	0	0	0	0	0	0	0	0	0	1	0	1	0	0	0	0	W	13-11
10/19	NYG	P	2	1	1	1.0	8.0	1	8	1	0	0	0	0	0	0	0	0	0	1	0	1	0	0	0	0	W	33-32
10/26	DAL	P	3	0	3	0.0	0.0	0	0	0	1	36	36	0	1	0	0	0	0	0	0	0	0	0	0	0	W	44-24
11/02	at HOU	P	2	0	2	0.5	2.0	0	0	1	0	0	0	0	0	0	0	0	0	2	1	1	0	0	0	0	W	18-15
11/06	LV	P	2	0	2	0.0	0.0	0	0	0	1	23	23	0	1	0	0	0	0	1	1	0	0	0	0	0	W	10-7
11/16	KC	P	1	0	1	0.0	0.0	0	0	1	0	0	0	0	0	0	0	0	0	2	1	1	0	0	0	0	W	22-19
11/30	at WAS	P	3	1	2	1.0	12.0	1	12	2	0	0	0	0	0	0	0	0	0	1	0	1	0	0	0	0	W	27-26+
12/07	at LV	P	1	0	1	0.0	0.0	0	0	0	0	0	0	0	0	0	0	0	0	0	0	0	0	0	0	0	W	24-17
12/14	GB	P	2	1	1	1.0	8.0	1	8	1	0	0	0	0	0	0	0	0	0	0	0	0	0	0	0	0	W	34-26
12/21	JAX	P	1	1	0	0.0	0.0	0	0	0	0	0	0	0	0	0	0	0	0	2	1	1	0	0	0	0	L	20-34
12/25	at KC	P	1	0	1	0.5	4.5	0	0	2	0	0	0	0	0	0	0	0	0	1	1	0	0	0	0	0	W	20-13
01/04	LAC	P	3	0	3	0.0	0.0	0	0	0	0	0	0	0	0	0	0	0	0	0	0	0	0	0	0	0	W	19-3
2025 TOTALS		17-0	30	8	22	4.0	34.5	3	28	9	2	59	36	0	3	0	0	0	0	11	5	6	0	0	0	0	14-3	

+ - Overtime



UPDATED PLAYER BIOS



2025 GAME-BY-GAME POSTSEASON STATISTICS (DEN)

			TACKLES								INTERCEPTIONS					O. FUMB				ST				MISC				
DATE	OPPONENT	P/S	TK	S	A	SK	YDS	TFL	YDS	QBH	NO	YDS	LG	TD	PD	FF	FR	TD	YDS	TK	S	A	FF	FR	S	A	W/L	SCORE
01/17	BUF	P	6	4	2	0.0	0.0	1	3	0	0	0	0	0	0	0	0	0	0	0	0	0	0	0	0	0	W	33-30+
2025 TOTALS			1	0							0	0	0	0	0	0	0	0	0	0	0	0	0	0	0	0	1-0	

+ - Overtime







82 TE



## ADAM TRAUTMAN

**HEIGHT/WEIGHT:** 6-5 / 253

**COLLEGE:** Dayton

**BIRTHDAY:** Feb. 5, 1997

**BORN:** Williamsburg, Mich.

**NFL EXPERIENCE:** 6th YR

**BRONCOS EXPERIENCE:** 3rd YR

**GP/GS:** 94/66

**ACQUIRED:** T (N.O.)-'23

### AT A GLANCE

- A sixth-year tight end who has appeared in 94 regular-season games (66 starts) and four postseason games with New Orleans from 2020-22 and Denver from 2023-25, totaling 1,228 yards on 115 receptions (10.7 avg.) with 10 touchdowns.
- In 2024, started 14-of-17 games in the regular season, totaling 13 catches for 188 yards (14.5 avg.) with two scores.
- Played in all 17 games (12 starts) in 2023 with the Broncos, totaling 22 catches for 204 yards (9.3 avg.) with a career-high three touchdowns.
- Appeared in 15 games for the Saints (12 starts) in 2022, totaling 207 yards and one touchdown on 18 receptions (11.5 avg.).
- Started 10-of-13 games played in 2021, totaling career highs in receptions (27), receiving yards (263) while totaling two receiving touchdowns.
- Played in 15 games (6 starts) during his rookie year in 2020, totaling 15 catches for 171 yards (11.4 avg.) with one touchdown and one special-teams tackle.
- Enrolled at Dayton as a quarterback, but soon switched to tight end, where he totaled 178 receptions for 2,295 yards (12.9 avg.) with 31 touchdowns in 44 games (40 starts).
- Was named a team captain and first-team All-PFL, PFL Offensive Player of the Year and first-team All-American as a senior after leading the Flyers with 916 receiving yards on 70 catches (13.1 avg.) with a career-high 14 scores.
- His 70 receptions in a season broke an all-time school record and his 916 yards ranked second among tight ends in a single season at Dayton.
- Attended Elk Rapids (Mich.) High School, where he was named team captain twice, first-team All-Conference twice, All-County twice, All-Region once and Conference Player of the Year once.
- Selected by the Saints in the third round (105th overall) of the 2020 NFL Draft.
- Traded to Denver along with a seventh-round 2023 NFL Draft choice from New Orleans in exchange for a sixth-round 2023 NFL Draft pick on April 29, 2023.

**2025:** Trautman played in all 17 games (12 starts) in the regular-season with 20 receptions for 195 yards (9.8 avg.) and one touchdown... Recorded three receptions for 10 yards (3.3 avg.) with one touchdown at Ind. (9/14)... His touchdown against the Colts marked his 10th career receiving score... Recorded two receptions for 32 yards (16.0 avg.) vs. Cin (9/29), eclipsing the 100-reception mark in his career... Recorded two receptions for 25 yards (12.5 avg.) at Hou. (11/2)... Recorded three receptions for a season-high 47 yards (15.7 avg.) at Was. (11/30)... Recorded two receptions for 24 yards (12.0 avg.) at K.C. (12/25).

**2024:** Trautman appeared in 17 regular-season games (14 starts) totaling 13 catches for 188 yards (14.5 avg.) with two scores in the regular season... Set a career high with 85 receiving yards on four catches (21.3 avg.) with one touchdown in the win vs. Car. (10/27)... Caught one pass for 34 yards at K.C. (11/10) to surpass 1,000 career receiving yards... Produced his second touchdown of the season on a 13-yard pass from QB Bo Nix vs. Ind. (12/15)... In his first postseason game as a Bronco, totaled one catch for two yards in the AFC Wild Card Round at Buf. (1/12).

**2023:** Trautman played in all 17 games (12 starts) with the Broncos, totaling 22 catches for 204 yards (9.3 avg.) with a career-high three touchdowns... Made his Broncos debut in the season opener vs. L.V. (9/10), catching a team-high five passes for 34 yards (6.8 avg.)... Produced his first touchdown as a Bronco after catching four passes for 26 yards (6.5 avg.) and bringing in a three-yard touchdown pass from QB Russell Wilson vs. NYJ (10/8)... Caught two passes for 33 yards in the win vs. Min. (11/19)... Caught his second touchdown pass of the season from Wilson during the win vs. Cle. (11/26)... Recorded a new career high for touchdown catches (3) in a single season after totaling two catches for 19 yards (9.5 avg.) with one score at LAC (12/10).

**2022:** Trautman appeared in 15 games for the Saints (12 starts), totaling 207 yards and one touchdown on 18 receptions (11.5 avg.)... Also appeared in 76 special-teams snaps, recovering one fumble... Made three catches for 37 yards (12.3 avg.) vs. Min. (10/2)... Posted his first receiving score of the season along with 32 yards on two receptions (16.0 avg.) vs. Sea. (10/9)... Recovered a special-teams fumble vs. Cin. (10/16)... Made three catches for 12 yards (4.0 avg.) vs. LAR (11/20)... Caught two passes for 28 yards (14.0 avg.) at T.B. (12/5).

**2021:** Trautman started 10-of-13 games played for New Orleans, totaling career highs in receptions (27), receiving yards (263) while also





# UPDATED PLAYER BIOS



recording two receiving touchdowns... Produced three receptions for 18 yards (6.0 avg.) vs. G.B. (9/12)... Made two catches for 43 yards (21.5 avg.), including a season-high 32-yard catch, at Was. (10/10)... Recorded 36 yards on three catches (12.0 avg.) at Sea. (10/25)... Registered 47 yards on four receptions (11.8 avg.) vs. Atl. (11/7)... Nabbed a career-high five receptions for 32 yards (6.4 avg.) at Ten. (11/14)... Tied his career high of five catches and also set a career high with 58 receiving yards along with his first touchdown of the season at Phi. (11/21)... Caught an 18-yard pass for a touchdown in the final week of the season at Atl. (1/9).

**2020:** Trautman played in 15 games (6 starts) after being drafted in the third round (105th overall) of the 2020 NFL Draft by the Saints... Totaled 15 catches for 171 yards (11.4 avg.) with one touchdown and one special-teams tackle on 154 special-teams snaps... Made his NFL debut vs. T.B. (9/13)... Caught his first career pass for 17 yards at L.V. (9/21)... Started his first career game at Det. (10/4)... Caught three passes for 39 yards (13.0 avg.), including his first career NFL touchdown, and made his first special-teams tackle at T.B. (11/8)... Made two catches for 45 yards (22.5 avg.) vs. Min. (12/25)... Appeared in his first postseason game vs. Chi. (1/10), catching one pass for four yards (4.0 avg.)... Also played in the Saints' NFC Divisional Game vs. T.B. (1/17).

**COLLEGE:** Trautman first enrolled at Dayton as a quarterback, but switched to tight end in 2016 and developed into one of the top offensive players in NCAA FCS... Appeared in 44 games, totaling 178 receptions for 2,295 yards (12.9 avg.) with 31 touchdowns... Was named a team captain and first-team All-PFL, PFL Offensive Player of the Year and first-team All-American as a senior after leading the team with 916 yards on 70 catches (13.1 avg.) with a career-high 14 scores... His 70 receptions in a season broke an all-time school record and his 916 yards ranked second among tight ends in a single season... Was named second-team All-PFL after starting all 11 games played, totaling 604 yards and nine touchdowns on 41 catches (14.7 avg.) as a junior in 2018... Led the team with 537 total yards in 11 games along with five receiving scores and was named second-team All-PFL during his sophomore year.

**PERSONAL:** Trautman attended Elk Rapids (Mich.) High School, where he was named team captain twice, first-team All-Conference twice, All-County twice, All-Region once and Conference Player of the Year... Holds single-season and career records for passing yards as well as single-season all-purpose yards and touchdown records... Also competed on the basketball team, where he served as team captain and was first-team All-Conference and All-County... Adam Trautman was born on Feb. 5, 1997, in Williamsburg, Mich.

## Transactions

Signed by New Orleans as a draft choice 7/27/20; Traded to Denver 4/29/23; Re-signed by Denver 3/13/24.

Adam Trautman's NFL Regular Season Rushing/Receiving Statistics

DATE	TEAM	GP	GS	RECEIVING					RUSHING				
				NO.	YDS.	AVG.	LG	TD	NO.	YDS.	AVG.	LG	TD
2020	NO	15	6	15	171	11.4	41	1	0	0	0.0	0	0
2021	NO	13	10	27	263	9.7	32	2	0	0	0.0	0	0
2022	NO	15	12	18	207	11.5	22t	1	0	0	0.0	0	0
2023	DEN	17	12	22	204	9.3	24	3	0	0	0.0	0	0
2024	DEN	17	14	13	188	14.5	37	2	0	0	0.0	0	0
2025	DEN	17	12	20	195	9.8	26	1	0	0	0.0	0	0
NFL TOTALS		94	66	115	1,228	10.7	41	10	0	0	0.0	0	0

Adam Trautman's NFL Postseason Rushing/Receiving Statistics

DATE	TEAM	GP	GS	RECEIVING					RUSHING				
				NO.	YDS.	AVG.	LG	TD	NO.	YDS.	AVG.	LG	TD
2020	NO	2	0	1	4	4.0	4	0	0	0	0.0	0	0
2024	DEN	1	1	1	2	2.0	2	0	0	0	0.0	0	0
2025	DEN	1	1	0	0	0.0	0	0	0	0	0.0	0	0
NFL TOTALS		4	2	2	6	3.0	4	0	0	0	0.0	0	0

## SINGLE-GAME HIGHS: RUSHING/RECEIVING

<b>Receptions</b>	5 vs. Las Vegas Raiders, Sep 10, 2023 ...2 more at 5.	<b>All-Purpose Yards</b>	85 vs. Carolina Panthers, Oct 27, 2024
<b>Receiving Yards</b>	85 vs. Carolina Panthers, Oct 27, 2024	<b>Special Teams Tackles</b>	1 at Tampa Bay Buccaneers, Nov 08, 2020
<b>Receiving Average</b>	21.3 vs. Carolina Panthers, Oct 27, 2024	<b>Most TDs</b>	1 at Indianapolis Colts, Sep 14, 2025 ...9 more at 1.
<b>Longest Receptions</b>	41 vs. Minnesota Vikings, Dec 25, 2020	<b>Miscellaneous Tackles</b>	1 at Philadelphia Eagles, Nov 21, 2021
<b>Receiving TDs</b>	1 at Indianapolis Colts, Sep 14, 2025 ...9 more at 1.	<b>Longest Own Fumble Return</b>	2 at Seattle Seahawks, Sep 08, 2024



# UPDATED PLAYER BIOS



## SINGLE-GAME HIGHS - POSTSEASON: RECEIVING

**Receptions**  
**Receiving Yards**

1 vs. Chicago Bears, Jan 10, 2021  
4 vs. Chicago Bears, Jan 10, 2021

**Longest Receptions**  
**All-Purpose Yards**

4 vs. Chicago Bears, Jan 10, 2021  
4 vs. Chicago Bears, Jan 10, 2021

## 2024 GAME-BY-GAME REGULAR-SEASON STATISTICS (DEN)

			RECEIVING					RUSHING						
DATE	OPPONENT	P/S	NO.	YDS.	AVG.	LG	TD	NO.	YDS.	AVG.	LG	TD	W/L	SCORE
09/08	at SEA	S	0	0	0.0	0	0	0	0	0.0	0	0	L	20-26
09/15	PIT	S	0	0	0.0	0	0	0	0	0.0	0	0	L	6-13
09/22	at TB	S	1	13	13.0	13	0	0	0	0.0	0	0	W	26-7
09/29	at NYJ	S	0	0	0.0	0	0	0	0	0.0	0	0	W	10-9
10/06	LV	S	1	19	19.0	19	0	0	0	0.0	0	0	W	34-18
10/13	LAC	S	0	0	0.0	0	0	0	0	0.0	0	0	L	16-23
10/17	at NO	P	0	0	0.0	0	0	0	0	0.0	0	0	W	33-10
10/27	CAR	S	4	85	21.3	37	1	0	0	0.0	0	0	W	28-14
11/03	at BAL	S	1	4	4.0	4	0	0	0	0.0	0	0	L	10-41
11/10	at KC	S	1	34	34.0	34	0	0	0	0.0	0	0	L	14-16
11/17	ATL	S	0	0	0.0	0	0	0	0	0.0	0	0	W	38-6
11/24	at LV	P	1	3	3.0	3	0	0	0	0.0	0	0	W	29-19
12/02	CLE	S	0	0	0.0	0	0	0	0	0.0	0	0	W	41-32
12/15	IND	P	2	20	10.0	13t	1	0	0	0.0	0	0	W	31-13
12/19	at LAC	S	1	5	5.0	5	0	0	0	0.0	0	0	L	27-34
12/28	at CIN	S	1	5	5.0	5	0	0	0	0.0	0	0	L	24-30+
01/05	KC	S	0	0	0.0	0	0	0	0	0.0	0	0	W	38-0
2024 TOTALS		17-14	13	188	14.5	37	2	0	0	0.0	0	0	10-7	

+ - Overtime

## 2025 GAME-BY-GAME REGULAR-SEASON STATISTICS (DEN)

			RECEIVING					RUSHING						
DATE	OPPONENT	P/S	NO.	YDS.	AVG.	LG	TD	NO.	YDS.	AVG.	LG	TD	W/L	SCORE
09/07	TEN	S	1	5	5.0	5	0	0	0	0.0	0	0	W	20-12
09/14	at IND	S	3	10	3.3	7	1	0	0	0.0	0	0	L	28-29
09/21	at LAC	P	0	0	0.0	0	0	0	0	0.0	0	0	L	20-23
09/29	CIN	S	2	32	16.0	26	0	0	0	0.0	0	0	W	28-3
10/05	at PHI	P	1	11	11.0	11	0	0	0	0.0	0	0	W	21-17
10/12	at NYJ	S	0	0	0.0	0	0	0	0	0.0	0	0	W	13-11
10/19	NYG	P	0	0	0.0	0	0	0	0	0.0	0	0	W	33-32
10/26	DAL	S	0	0	0.0	0	0	0	0	0.0	0	0	W	44-24
11/02	at HOU	S	2	25	12.5	21	0	0	0	0.0	0	0	W	18-15
11/06	LV	S	1	2	2.0	2	0	0	0	0.0	0	0	W	10-7
11/16	KC	S	1	8	8.0	8	0	0	0	0.0	0	0	W	22-19
11/30	at WAS	S	3	47	15.7	22	0	0	0	0.0	0	0	W	27-26+
12/07	at LV	S	2	17	8.5	12	0	0	0	0.0	0	0	W	24-17
12/14	GB	S	0	0	0.0	0	0	0	0	0.0	0	0	W	34-26
12/21	JAX	S	2	14	7.0	8	0	0	0	0.0	0	0	L	20-34
12/25	at KC	P	2	24	12.0	13	0	0	0	0.0	0	0	W	20-13
01/04	LAC	P	0	0	0.0	0	0	0	0	0.0	0	0	W	19-3
2025 TOTALS		17-12	20	195	9.8	26	1	0	0	0.0	0	0	14-3	

+ - Overtime



UPDATED PLAYER BIOS



2024 GAME-BY-GAME POSTSEASON STATISTICS (DEN)

			RECEIVING					RUSHING						
DATE	OPPONENT	P/S	NO.	YDS.	AVG.	LG	TD	NO.	YDS.	AVG.	LG	TD	W/L	SCORE
01/12	at BUF	S	1	2	2.0	2	0	0	0	0.0	0	0	L	7-31
2024 TOTALS		1-1	1	2	2.0	2	0	0	0	0.0	0	0	0-1	

2025 GAME-BY-GAME POSTSEASON STATISTICS (DEN)

			RECEIVING					RUSHING						
DATE	OPPONENT	P/S	NO.	YDS.	AVG.	LG	TD	NO.	YDS.	AVG.	LG	TD	W/L	SCORE
01/17	BUF	S	0	0	0.0	0	0	0	0	0.0	0	0	W	33-30+
2025 TOTALS		1-1	0	0	0.0	0	0	0	0	0.0	0	0	1-0	

+ - Overtime





**55 ILB**



## JORDAN TURNER

**HEIGHT/WEIGHT:** 6-1 / 231

**BIRTHDAY:** Dec. 13, 2001

**NFL EXPERIENCE:** R

**GP/GS:** 7/0

**COLLEGE:** Michigan State

**BORN:** Farmington Hills, Mich.

**BRONCOS EXPERIENCE:** R

**ACQUIRED:** CFA-'25

### AT A GLANCE

- A rookie outside linebacker who has appeared in six games with the Broncos (2025), logging six tackles (1 solo).
- Made his NFL debut in Week 8 against the Cowboys and recorded his first career tackle.
- Made his postseason debut against the Bills (2025) and tallied a special teams stop.
- Jordan Turner is a rookie outside linebacker who appeared in 42 games (29 starts) at Michigan State University (2024) and the University of Wisconsin (2021-23).
- Finished his college career with 201 tackles (107 solo), eight sacks (59 yds.), five interceptions (41 yds.), nine passes defended and two forced fumbles.
- Earned All-Big Ten honorable mention accolades in 2024 with the Spartans after totaling 66 tackles (26 solo), three sacks (30 yds.), two interceptions (36 yds.) and three passes defended in 12 games (11 starts).
- Started 7-of-11 games played in 2023 at Wisconsin, totaling 61 tackles (33 solo), three sacks (21 yds.), two passes defended and one forced fumble...
- Played in 13 games (11 starts) in 2022, producing 68 tackles (37 solo), two sacks (8 yds.), one interception, two passes defended and one forced fumble.
- Totaled six tackles, two interceptions (6 yds.) and two passes defended in six games as a redshirt freshman in 2021.
- Attended Farmington (Mich.) High School, where he was named second-team All-State by the Associated Press as a senior after totaling 55 tackles, 13 tackles for loss and four forced fumbles... Also competed in track and field... Finished sixth in discus at the 2018 MHSAA Division 1 Track and Field Championship...
- A native of Farmington Hills, Mich.

**2025:** Turner appeared in seven games during his rookie season in Denver, recording a trio of tackles (1 solo) and four special teams stops... Made his NFL debut in Week 8 against the Cowboys (10/26)... Recorded his first career tackle vs. Dal. (10/26).

**2024:** Turner earned All-Big Ten honorable mention accolades in 2024 at Michigan State with the Spartans after totaling 66 tackles (26 solo), three sacks (30 yds.), two interceptions (36 yds.) and three passes defended in 12 games (11 starts).

**2023:** Turner started 7-of-11 games played in 2023 at Wisconsin, totaling 61 tackles (33 solo), three sacks (21 yds.), two passes defended and one forced fumble.

**2022:** Turner played in 13 games (11 starts) in 2022, producing 68 tackles (37 solo), two sacks (8 yds.), one interception, two passes defended and one forced fumble.

**2021:** Turner totaled six tackles, two interceptions (6 yds.) and two passes defended in six games as a redshirt freshman at Wisconsin.

**HIGH SCHOOL:** Turner attended Farmington (Mich.) High School, where he was named second-team All-State by the Associated Press as a senior.

**PERSONAL:** Jordan Turner was born Dec. 13, 2001.

### Transactions

Signed by Denver as a college free agent 5/12/25; Waived by Denver 8/26/25; Signed by Denver (practice squad) 8/27).





# UPDATED PLAYER BIOS



## Jordan Turner's NFL Regular Season Defensive Statistics

				TACKLES								INTERCEPTIONS						O. FUMB				ST					MISC	
DATE	TEAM	GP	GS	TK	S	A	TFL	YDS	SK	YDS	QBH	NO	YDS	LG	TD	PD	FF	FR	TD	YDS	TK	S	A	FF	FR	S	A	
2025	DEN	7	0	3	1	2	0	0	0.0	0.0	1	0	0	0	0	0	0	0	0	0	4	0	4	0	0	0	0	
NFL TOTALS		7	0	3	1	2	0	0	0.0	0.0	1	0	0	0	0	0	0	0	0	0	4	0	4	0	0	0	0	

## Jordan Turner's NFL Postseason Defensive Statistics

				TACKLES								INTERCEPTIONS						O. FUMB				ST					MISC	
DATE	TEAM	GP	GS	TK	S	A	TFL	YDS	SK	YDS	QBH	NO	YDS	LG	TD	PD	FF	FR	TD	YDS	TK	S	A	FF	FR	S	A	
2025	DEN	1	0	0	0	0	0	0	0.0	0.0	0	0	0	0	0	0	0	0	0	0	1	0	1	0	0	0	0	
NFL TOTALS		1	0	0	0	0	0	0	0.0	0.0	0	0	0	0	0	0	0	0	0	0	1	0	1	0	0	0	0	

## SINGLE-GAME HIGHS: DEFENSIVE

Total Tackles	1 vs. Jacksonville Jaguars, Dec 21, 2025	Special Teams Tackles	2 vs. Jacksonville Jaguars, Dec 21, 2025
	1 vs. Dallas Cowboys, Oct 26, 2025		1 vs. Kansas City Chiefs, Nov 16, 2025
Solo Tackles	1 vs. Jacksonville Jaguars, Dec 21, 2025		1 vs. Dallas Cowboys, Oct 26, 2025

## 2025 GAME-BY-GAME REGULAR-SEASON STATISTICS (DEN)

			TACKLES							INTERCEPTIONS					O. FUMB				ST				MISC					
DATE	OPPONENT	P/S	TK	S	A	SK	YDS	TFL	YDS	QBH	NO	YDS	LG	TD	PD	FF	FR	TD	YDS	TK	S	A	FF	FR	S	A	W/L	SCORE
09/07	TEN												PRACTICE SQUAD												W	20-12		
09/14	at IND												PRACTICE SQUAD												L	28-29		
09/21	at LAC												PRACTICE SQUAD												L	20-23		
09/29	CIN												PRACTICE SQUAD												W	28-3		
10/05	at PHI												PRACTICE SQUAD												W	21-17		
10/12	at NYJ												PRACTICE SQUAD												W	13-11		
10/19	NYG												PRACTICE SQUAD												W	33-32		
10/26	DAL	P	1	0	1	0.0	0.0	0	0	0	0	0	0	0	0	0	0	0	0	1	0	1	0	0	0	0	W	44-24
11/02	at HOU												PRACTICE SQUAD												W	18-15		
11/06	LV												PRACTICE SQUAD												W	10-7		
11/16	KC	P	0	0	0	0.0	0.0	0	0	0	0	0	0	0	0	0	0	0	0	1	0	1	0	0	0	0	W	22-19
11/30	at WAS												PRACTICE SQUAD												W	27-26+		
12/07	at LV												PRACTICE SQUAD												W	24-17		
12/14	GB	P	0	0	0	0.0	0.0	0	0	0	0	0	0	0	0	0	0	0	0	0	0	0	0	0	0	0	W	34-26
12/21	JAX	P	1	1	0	0.0	0.0	0	0	0	0	0	0	0	0	0	0	0	0	2	0	2	0	0	0	0	L	20-34
12/25	at KC	P	0	0	0	0.0	0.0	0	0	0	0	0	0	0	0	0	0	0	0	0	0	0	0	0	0	0	W	20-13
01/04	LAC	P	1	0	1	0.0	0.0	0	0	1	0	0	0	0	0	0	0	0	0	0	0	0	0	0	0	0	W	19-3
2025 TOTALS		6-0	3	1	2	0.0	0.0	0	0	1	0	0	0	0	0	0	0	0	0	4	0	4	0	0	0	0	14-3	


+ - Overtime

## 2025 GAME-BY-GAME POSTSEASON STATISTICS (DEN)

			TACKLES							INTERCEPTIONS					O. FUMB				ST				MISC					
DATE	OPPONENT	P/S	TK	S	A	SK	YDS	TFL	YDS	QBH	NO	YDS	LG	TD	PD	FF	FR	TD	YDS	TK	S	A	FF	FR	S	A	W/L	SCORE
01/17	BUF	P	0	0	0	0.0	0.0	0	0	0	0	0	0	0	0	0	0	0	0	1	0	1	0	0	0	0	W	33-30+
2025 TOTALS		1-0	0	0	0	0.0	0.0	0	0	0	0	0	0	0	0	0	0	0	0	1	0	1	0	0	0	0	1-0	

+ - Overtime





96 DL



## EYIOMA UWAZURIKE

**HEIGHT/WEIGHT:** 6-6 / 320

**COLLEGE:** Iowa State

**BIRTHDAY:** May. 6, 1998

**BORN:** Detroit, Mich.

**NFL EXPERIENCE:** 3rd YR

**BRONCOS EXPERIENCE:** 3rd YR

**GP/GS:** 29/1

**ACQUIRED:** D4b-'22

### AT A GLANCE

- A third-year defensive lineman who has appeared in 29 games (1 start) with the Broncos (2022, '24-25), tallying 67 tackles (30 solo), 4.0 sacks (18.0 yds.), eight quarterback hits, one pass defended and one blocked field goal attempt.
- Made his postseason debut against the Bills (2025) and posted three tackles (1 solo).
- Recorded 144 tackles (70 solo), 15 sacks (104 yds.), three passes defended, two fumble recoveries and two blocked kicks during his five collegiate seasons (2017-21) at Iowa State University.
- Earned first-team All-Big 12 (2021), second-team Academic All-Big 12 (2021) and honorable mention All-Big 12 (2019-20) accolades during his collegiate career.
- Started all 13 games played in 2021, posting 42 tackles (16 solo), nine sacks (74 yds.), one pass defended and one blocked kick.
- Tallied 27 tackles (16 solo), three sacks (18 yds.), one pass defended and one blocked kick while starting all 12 games played in 2020.
- Opened all 13 games played in 2019, recording 32 tackles (19 solo), 1.5 sacks (8 yds.), one pass defended and two fumble recoveries (1 TD).
- Started 8-of-9 games played in 2018, collecting 27 tackles (12 solo) and one sack (1 yd.).
- Appeared in 13 games during his redshirt freshman season in 2017, totaling 16 tackles (7 solo) and one half sack (3 yds.).
- Prepped at Southfield-Lathrup High School in Lathrup Village, Mich., where he was a two-time team defensive MVP, a Detroit Free Press first-team All-North honoree and an Oakland Athletic Association All-Association selection during his tenure.
- Selected by the Broncos in the fourth round (116th overall) of the 2022 NFL Draft.

**2025:** Uwazurike appeared in all 17 regular-season games and one postseason game for Denver, recording a career-high 39 tackles (16 solo), 3.5 sacks (16.5 yds.), five tackles for loss and five quarterback hits... Notched his first sack of the season of Eagles QB Jalen Hurts (2 yds.) at Phi. (10/5)... Recorded his second sack of the season at NYJ (10/12) by taking down Jets QB Justin Fields (4 yds.) to mark the first time in his career with sacks in consecutive games... Recorded one sack (2.5 yds.) along with three tackles (1 solo) vs. L.V. (11/6)... Posted his third sack of the season on Chargers QB Trey Lance (8 yds.) in the fourth quarter vs. LAC (1/4) while tying his season high of four tackles (1 solo).

**2024:** Uwazurike appeared in four games for Denver, recording 11 tackles (3 solo) and 0.5 sacks (1.5 yds.)... Made his season debut and recorded four solo tackles vs. LAC (10/13)... Recorded his first-career quarterback takedown with a half sack for 1.5 yds. (split with DT D.J. Jones) at L.V. (11/24).

**2023:** Uwazurike spent the entire season on the reserve/suspended list.

**2022:** Uwazurike appeared in eight games after being selected by the Broncos in the fourth round (116th overall) of the 2022 NFL Draft, tallying 17 tackles (11 solo), one pass defended and a blocked field goal attempt... Made his first NFL tackles after posting 3 assisted tackles at L.V. (10/2)... Tallied a career-high five tackles (4 solo) at Car. (11/27)... Recorded his first pass defended along with two tackles (1 solo) vs. Ari. (12/18)... Blocked a field goal attempt by Chiefs K Harrison Butker at the end of the first half at K.C. (1/1)... Made four tackles (3 solo) vs. LAC (1/8).

**COLLEGE:** Uwazurike recorded 144 tackles (70 solo), 15 sacks (104 yds.), three passes defended, two fumble recoveries and two blocked kicks during his five collegiate seasons (2017-21) at Iowa State University... Started all 13 games played during his final collegiate season at Iowa State University, earning first-team All-Big 12 accolades after posting 42 tackles (16 solo), nine sacks (74 yds.), one pass defended and one blocked kick... Ranked fourth in the Big 12 and 30th nationally in sacks (9)... Was an honorable mention All-Big 12 selection for the second consecutive season after starting all 12 games played in 2020, totaling 27 tackles (16 solo), three sacks (18 yds.), one pass defended and one blocked kick... Started all 13 games played in 2019, nabbing 32 tackles (19 solo), 1.5 sacks (8 yds.), one pass defended and two fumble recoveries... Named honorable mention All-Big 12 following the season... Led the team and ranked fifth in the Big 12 in fumble recoveries (2).

**PERSONAL:** Uwazurike attended Southfield-Lathrup High School in Lathrup Village, Mich., where he was named a Detroit Free Press first-team All-North honoree and an Oakland Athletic Association All-Association selection in 2015... Was a two-time team defensive MVP...



# UPDATED PLAYER BIOS



Tallied 50 tackles, 12 TFL and six sacks as a senior... Majored in communication studies at Iowa State... Eyiona Uwazurike (pronounced: EN-yo-MAH OO-waz-zur-EE-kay) was born on May 6, 1998, in Detroit.

## Transactions

Signed by Denver as a draft choice 6/23/22.

Eyiona Uwazurike's NFL Regular Season Defensive Statistics

DATE	TEAM	GP	GS	TACKLES								INTERCEPTIONS						O. FUMB				ST				MISC	
				TK	S	A	TFL	YDS	SK	YDS	QBH	NO	YDS	LG	TD	PD	FF	FR	TD	YDS	TK	S	A	FF	FR	S	A
2022	DEN	8	0	17	11	6	0	0	0.0	0.0	2	0	0	0	0	1	0	0	0	0	0	0	0	0	0	0	0
2023	DEN	0	0	0	0	0	0	0	0.0	0.0	0	0	0	0	0	0	0	0	0	0	0	0	0	0	0	0	0
2024	DEN	4	0	11	3	8	0	0	0.5	1.5	1	0	0	0	0	0	0	0	0	0	0	0	0	0	0	0	0
2025	DEN	17	1	39	16	23	5	16	3.5	16.5	5	0	0	0	0	0	0	0	0	0	0	0	0	0	0	0	0
NFL TOTALS		29	1	67	30	37	5	16	4.0	18.0	8	0	0	0	0	1	0	0	0	0	0	0	0	0	0	0	0

Eyiona Uwazurike's NFL Postseason Defensive Statistics

DATE	TEAM	GP	GS	TACKLES								INTERCEPTIONS						O. FUMB				ST				MISC	
				TK	S	A	TFL	YDS	SK	YDS	QBH	NO	YDS	LG	TD	PD	FF	FR	TD	YDS	TK	S	A	FF	FR	S	A
2024	DEN	0	0	0	0	0	0	0	0.0	0.0	0	0	0	0	0	0	0	0	0	0	0	0	0	0	0	0	0
2025	DEN	1	0	3	1	2	0	0	0.0	0.0	0	0	0	0	0	0	0	0	0	0	0	0	0	0	0	0	0
NFL TOTALS		1	0	3	1	2	0	0	0.0	0.0	0	0	0	0	0	0	0	0	0	0	0	0	0	0	0	0	0

## SINGLE-GAME HIGHS: DEFENSIVE

Total Tackles	5 at Carolina Panthers, Nov 27, 2022	Sacks	1.0 vs. Los Angeles Chargers, Jan 04, 2026
Solo Tackles	4 at Carolina Panthers, Nov 27, 2022		...2 more at 1.0.
		Tackles For Loss	1 vs. Los Angeles Chargers, Jan 04, 2026
			...4 more at 1.

## SINGLE-GAME HIGHS - POSTSEASON: DEFENSIVE

Total Tackles	3 vs. Buffalo Bills, Jan 17, 2026
---------------	-----------------------------------





2025 GAME-BY-GAME REGULAR-SEASON STATISTICS (DEN)

DATE	OPPONENT	P/S	TACKLES								INTERCEPTIONS					O. FUMB				ST					MISC		W/L	SCORE
			TK	S	A	SK	YDS	TFL	YDS	QBH	NO	YDS	LG	TD	PD	FF	FR	TD	YDS	TK	S	A	FF	FR	S	A		
09/07	TEN	P	3	0	3	0.0	0.0	0	0	0	0	0	0	0	0	0	0	0	0	0	0	0	0	0	0	0	W	20-12
09/14	at IND	P	2	1	1	0.0	0.0	0	0	0	0	0	0	0	0	0	0	0	0	0	0	0	0	0	0	0	L	28-29
09/21	at LAC	P	4	2	2	0.0	0.0	0	0	0	0	0	0	0	0	0	0	0	0	0	0	0	0	0	0	0	L	20-23
09/29	CIN	P	1	1	0	0.0	0.0	0	0	0	0	0	0	0	0	0	0	0	0	0	0	0	0	0	0	0	W	28-3
10/05	at PHI	P	2	2	0	1.0	2.0	1	2	0	0	0	0	0	0	0	0	0	0	0	0	0	0	0	0	0	W	21-17
10/12	at NYJ	P	3	3	0	1.0	4.0	1	4	1	0	0	0	0	0	0	0	0	0	0	0	0	0	0	0	0	W	13-11
10/19	NYG	P	2	1	1	0.0	0.0	0	0	0	0	0	0	0	0	0	0	0	0	0	0	0	0	0	0	0	W	33-32
10/26	DAL	P	4	0	4	0.0	0.0	0	0	0	0	0	0	0	0	0	0	0	0	0	0	0	0	0	0	0	W	44-24
11/02	at HOU	P	1	0	1	0.0	0.0	0	0	0	0	0	0	0	0	0	0	0	0	0	0	0	0	0	0	0	W	18-15
11/06	LV	P	3	1	2	0.5	2.5	0	0	1	0	0	0	0	0	0	0	0	0	0	0	0	0	0	0	0	W	10-7
11/16	KC	P	2	2	0	0.0	0.0	1	1	0	0	0	0	0	0	0	0	0	0	0	0	0	0	0	0	0	W	22-19
11/30	at WAS	P	3	1	2	0.0	0.0	1	1	0	0	0	0	0	0	0	0	0	0	0	0	0	0	0	0	0	W	27-26+
12/07	at LV	P	0	0	0	0.0	0.0	0	0	0	0	0	0	0	0	0	0	0	0	0	0	0	0	0	0	0	W	24-17
12/14	GB	P	0	0	0	0.0	0.0	0	0	1	0	0	0	0	0	0	0	0	0	0	0	0	0	0	0	0	W	34-26
12/21	JAX	P	2	0	2	0.0	0.0	0	0	0	0	0	0	0	0	0	0	0	0	0	0	0	0	0	0	0	L	20-34
12/25	at KC	P	3	1	2	0.0	0.0	0	0	0	0	0	0	0	0	0	0	0	0	0	0	0	0	0	0	0	W	20-13
01/04	LAC	S	4	1	3	1.0	8.0	1	8	2	0	0	0	0	0	0	0	0	0	0	0	0	0	0	0	0	W	19-3
2025 TOTALS		17-1	39	16	23	3.5	16.5	5	16	5	0	0	0	0	0	0	0	0	0	0	0	0	0	0	0	0	14-3	

+ - Overtime

2025 GAME-BY-GAME POSTSEASON STATISTICS (DEN)

DATE	OPPONENT	P/S	TACKLES								INTERCEPTIONS					O. FUMB				ST					MISC		W/L	SCORE
			TK	S	A	SK	YDS	TFL	YDS	QBH	NO	YDS	LG	TD	PD	FF	FR	TD	YDS	TK	S	A	FF	FR	S	A		
01/17	BUF	P	3	1	2	0.0	0.0	0	0	0	0	0	0	0	0	0	0	0	0	0	0	0	0	0	0	0	W	33-30+
2025 TOTALS		1-0	3	1	2	0.0	0.0	0	0	0	0	0	0	0	0	0	0	0	0	0	0	0	0	0	0	0	1-0	

+ - Overtime







**WEEK-BY-WEEK  
TEAM & INDIVIDUAL  
STATISTICS**

# TEAM STATS



DENVER BRONCOS / REGULAR SEASON WEEK 18 / THROUGH SUNDAY, JANUARY 4, 2026

WON 14, LOST 3			SEAN PAYTON (17 GAMES)	
09/07	W	20-12	Tennessee	73,747
09/14	L	28-29	at Indianapolis	63,910
09/21	L	20-23	at L.A. Chargers	70,740
09/29	W	28-3	Cincinnati	75,673
10/05	W	21-17	at Philadelphia	69,879
10/12	W	13-11	at N.Y. Jets	61,155
10/19	W	33-32	N.Y. Giants	75,788
10/26	W	44-24	Dallas	75,877
11/02	W	18-15	at Houston	70,471
11/06	W	10-7	Las Vegas	76,460
11/16	W	22-19	Kansas City	76,750
11/30	W	27-26 (OT)	at Washington	63,159
12/07	W	24-17	at Las Vegas	62,442
12/14	W	34-26	Green Bay	76,809
12/21	L	20-34	Jacksonville	76,858
12/25	W	20-13	at Kansas City	73,045
01/04	W	19-3	L.A. Chargers	76,821

2025 TEAM STATISTICS			DEN	OPP.
<b>FIRST DOWNS</b>				
			<b>334</b>	<b>299</b>
Rushing			111	85
Passing			196	171
Penalty			27	43
Third Down-Made/Att			96/233	80/237
Third Down Efficiency			41.2%	33.8%
Fourth Down-Made/Att			10/20	14/27
Fourth Down Efficiency			50.0%	51.9%
<b>TOTAL NET YARDS</b>				
			<b>5,825</b>	<b>4,730</b>
Avg. Per Game			342.6	278.2
Total Plays			1,092	1,061
Avg. Per Play			5.3	4.5
<b>NET YARDS RUSHING</b>				
			<b>2,018</b>	<b>1,548</b>
Avg. Per Game			118.7	91.1
Total Rushes			456	400
Avg. Per Rush			4.4	3.9
<b>NET YARDS PASSING</b>				
			<b>3,807</b>	<b>3,182</b>
Avg. Per Game			223.9	187.2
Sacked/Yards Lost			23/124	68/424
Gross Yards			3,931	3,606
Attempts/Completions			613/388	593/343
Pct. of Completion			63.3%	57.8%
Had Intercepted			11	10
<b>PUNTS/AVERAGE</b>				
			<b>75/47.6</b>	<b>89/49.9</b>
Net Punting Average			41.1	40.9
<b>PUNT RETURN/AVG.</b>				
			<b>34/14.1</b>	<b>29/10.6</b>
<b>KICKOFF RETURN/AVG.</b>				
			<b>59/25.3</b>	<b>65/27.6</b>
<b>INTERCEPTION RETURN/AVG.</b>				
			<b>10/16.8</b>	<b>11/5.0</b>
<b>PENALTIES/YARDS</b>				
			<b>124/1149</b>	<b>118/843</b>
<b>FUMBLES/BALL LOST</b>				
			<b>10/6</b>	<b>12/4</b>
<b>TOUCHDOWNS</b>				
			<b>45</b>	<b>29</b>
Rushing			18	11
Passing			25	18
Returns			2	0
<b>EXTRA POINTS/ATTEMPTS</b>				
			<b>39/39</b>	<b>24/27</b>
<b>TWO POINT CONVERSION/ATT.</b>				
			<b>4/6</b>	<b>0/2</b>
<b>FIELD GOALS/ATTEMPTS</b>				
			<b>28/32</b>	<b>37/39</b>
<b>AVG. TIME OF POSSESSION</b>				
			<b>31:01</b>	<b>28:59</b>

* SCORE BY PERIODS	Q1	Q2	Q3	Q4	OT	PTS
TEAM	73	113	77	131	7	401
OPPONENTS	64	99	75	67	6	311

SCORING	TD	RU	PA	RT	K-PAT	FG	2PT	S	PTS
W. Lutz	0	0	0	0	39/39	28/32	0	0	123
R. Harvey	12	7	5	0	0/0	0/0	0	0	72
C. Sutton	7	0	7	0	0/0	0/0	1	0	44
T. Franklin	6	0	6	0	0/0	0/0	3	0	42
B. Nix	5	5	0	0	0/0	0/0	0	0	30
J. Dobbins	4	4	0	0	0/0	0/0	0	0	24
M. Mims Jr.	3	1	1	1	0/0	0/0	0	0	18
N. Adkins	1	0	1	0	0/0	0/0	0	0	6
M. Bandy	1	0	1	0	0/0	0/0	0	0	6
P. Bryant	1	0	1	0	0/0	0/0	0	0	6
E. Ingram	1	0	1	0	0/0	0/0	0	0	6
L. Humphrey	1	0	1	0	0/0	0/0	0	0	6

* RUSHING	NO.	YDS	AVG	LONG	TD
J. Dobbins	153	772	5.0	41	4
R. Harvey	146	540	3.7	50	7
B. Nix	83	356	4.3	25	5
J. McLaughlin	37	187	5.1	16	1
M. Mims Jr.	12	78	6.5	16t	1
A. Prentice	10	44	4.4	18	0
T. Badie	8	23	2.9	7	0
T. Franklin	5	12	2.4	11	0
E. Ingram	1	7	7.0	7	0
J. Stidham	1	-1	-1.0	-1	0
TEAM	456	2,018	4.4	50	18
OPPONENTS	400	1,548	3.9	68	11

* RECEIVING	TAR	NO.	YDS	AVG	LONG	TD
C. Sutton	124	74	1,017	13.7	52t	7
T. Franklin	104	65	709	10.9	48	6
E. Ingram	76	50	461	9.2	41	1
R. Harvey	58	47	356	7.6	32	5
M. Mims Jr.	51	37	322	8.7	31	1
P. Bryant	49	31	378	12.2	48	1
T. Badie	31	19	141	7.4	19	0
A. Trautman	23	20	195	9.8	26	1
L. Humphrey	15	9	101	11.2	22	1
J. Dobbins	14	11	37	3.4	9	0
N. Adkins	11	6	48	8.0	16t	1
A. Prentice	8	6	53	8.8	14	0
J. McLaughlin	6	4	27	6.8	17	0
M. Bandy	4	4	50	12.5	20t	1
T. Sherfield Sr.	4	3	21	7.0	15	0
L. Krull	4	2	15	7.5	9	0
G. Bolles	1	0	0	0.0	0	0
B. Nix	1	0	0	0.0	0	0
TEAM	584	388	3,931	10.1	52t	25
OPPONENTS	554	342	3,608	10.5	63	18

* INTERCEPTIONS	NO.	YDS	AVG	LONG	TD
J. McMillian	2	61	30.5	45t	1
D. Tillman	2	59	29.5	36	0
D. Greenlaw	1	27	27.0	27	0
J. Strnad	1	21	21.0	21	0
J. Barron	1	0	0.0	0	0
B. Jones	1	0	0.0	0	0
R. Moss	1	0	0.0	0	0
P. Surtain II	1	0	0.0	0	0
TEAM	10	168	16.8	45t	1
OPPONENTS	11	55	5.0	26	0

* FUMBLES	FUM	LST	FF	REC	TD
B. Nix	4	2	0	2	0
M. Bandy	1	1	0	0	0
T. Franklin	1	1	0	0	0
R. Harvey	1	1	0	0	0
M. Mims Jr.	2	1	0	1	0
J. McMillian	1	0	2	0	0
TEAM	10	6	2	3	0
OPPONENTS	12	4	0	2	0

* PUNTING	NO.	YDS	AVG	NET	TB	IN	LG	B
J. Crawshaw	75	3,573	47.6	41.1	9	30	76	0
TEAM	75	3,573	47.6	41.1	9	30	76	0
OPPONENTS	89	4,440	49.9	40.9	14	31	73	1

* PUNT RETURNS	RET	FC	YDS	AVG	LONG	TD
M. Mims Jr.	29	21	452	15.6	70	1
M. Bandy	5	3	29	5.8	12	0
R. Moss	0	1	0	0.0	0	0
TEAM	34	25	481	14.1	70	1
OPPONENTS	29	23	308	10.6	45	0

* KICKOFF RETURNS	NO.	YDS	AVG	LONG	TD
M. Mims Jr.	25	658	26.3	46	0
T. Badie	17	452	26.6	34	0
R. Harvey	16	353	22.1	29	0
J. McLaughlin	1	28	28.0	28	0
TEAM	59	1,491	25.3	46	0
OPPONENTS	65	1,791	27.6	72	0

* FIELD GOALS	1-19	20-29	30-39	40-49	50+
W. Lutz	0/0	10/10	11/11	3/5	4/6



# TEAM STATS



J. McLaughlin	1	1	0	0	0/0	0/0	0	0	6
J. McMillian	1	0	0	1	0/0	0/0	0	0	6
A. Trautman	1	0	1	0	0/0	0/0	0	0	6
TEAM	45	18	25	2	39/39	28/32	4	0	401
OPPONENTS	29	11	18	0	24/27	37/39	0	0	311

TEAM	0/0	10/10	11/11	3/5	4/6
OPPONENTS	0/0	8/8	15/15	10/11	4/5

W. Lutz: (39G, 33G) (42RU) (42G, 26G) (-) (55G, 36G) (57G, 27G) (39G) (42G) (51B, 34G) (59SH, 32G) (29G, 24G, 38G, 54G, 35G) (33G, 33G) (23G) (-) (44RU, 54G, 21G) (27G, 30G) (24G, 26G, 41G, 23G)

OPP: (50G, 33G, 42G, 35G) (29G, 33G, 36G, 28G, 45G) (32G, 24G, 43G) (26G) (31G) (52G, 41G, 38G) (24G) (51WR, 23G, 41G, 38G, 40G, 41G) (48WR) (31G, 31G) (38G, 32G) (46G) (53G, 26G, 35G, 37G) (47G, 26G) (53G, 47G) (30G)

2-Pt Conv: T. Franklin 3, C. Sutton 1, R. Harvey 0, TM 4-6, OPP 0-2

SACKS: N. Bonitto 14.0, J. Cooper 8.0, J. Franklin-Myers 7.5, Z. Allen 7.0, J. Strnad 4.5, J. McMillian 4.0, M. Roach 4.0, D. Tillman 4.0, E. Uwazurike 3.5, D. Jones 3.0, J. Elliss 2.5, T. Hufanga 2.0, A. Singleton 1.0, D. Greenlaw 1.0, R. Moss 1.0, B. Jones 0.5, Q. Robinson 0.5, TM 68.0, OPP 23.0 FUM/LOST: B. Nix 4/2, M. Mims Jr. 2/1, T. Franklin 1/1, R. Harvey 1/1, M. Bandy 1/1, J. McMillian 1/0, TM 10/6, OPP 12/4

* PASSING	ATT	CMP	YDS	CMP%	YDS/ATT	TD	TD%	INT	INT%	LONG	SACK	LOST	RATING
B. Nix	612	388	3,931	63.4	6.4	25	4.1	11	1.8	52t	22	119	87.8
R. Harvey	1	0	0	0.0	0.0	0	0.0	0	0.0	0	0	0	39.6
C. Sutton	0	0	0	---	--	0	---	0	---	---	1	5	---
TEAM	613	388	3,931	63.3	6.4	25	4.1	11	1.8	52t	23	124	87.7
OPPONENTS	593	343	3,606	57.8	6.1	18	3.0	10	1.7	63	68	424	78.7



# DEFENSIVE STATS



## 2025 REGULAR SEASON DENVER BRONCOS DEFENSIVE STATS (THROUGH WEEK 18)

POS.	PLAYER	TKL.	AST.	COMB	TFL	SACKS/SK. YDS.	PR	FR	FF	INT./YDS.	PD
ILB	A. Singleton	54	81	135	3	1.0/1.0	3	0	1	0/0	4
S	T. Hufanga	67	39	106	6	2.0/17.0	3	0	1	0/0	11
CB	R. Moss	57	23	80	3	1.0/1.0	1	0	0	1/0	19
S	Br. Jones	43	35	78	0	0.5/6.0	2	1	0	1/0	7
CB	J. McMillian	40	16	56	5	4.0/25.0	4	0	2	2/61	9
ILB	J. Strnad	21	31	52	5	4.5/30.0	8	0	0	1/21	3
OLB	J. Cooper	23	27	50	8	8.0/59.0	16	0	0	0/0	4
CB	P. Surtain II	37	10	47	1	0.0/0.0	0	0	0	1/0	12
OLB	N. Bonitto	31	15	46	14	14.0/92.5	28	0	2	0/0	1
LB	D. Greenlaw	15	28	43	2	1.0/0.0	2	0	1	1/27	2
DT	M. Roach	15	26	41	3	4.0/21.0	5	0	0	0/0	0
DT	D.. Jones	21	18	39	4	3.0/8.0	6	0	0	0/0	1
DL	E. Uwazurike	16	23	39	5	3.5/16.5	5	0	0	0/0	0
DL	Z. Allen	14	24	38	4	7.0/46.5	47	0	0	0/0	6
CB	J. Barron	22	11	33	0	0.0/0.0	0	1	0	1/0	5
OLB	D. Tillman	8	22	30	3	4.0/34.5	9	0	0	2/59	3
DL	J. Franklin-Myers	12	13	25	6	7.5/35.5	15	0	0	0/0	0
CB	K. Abrams-Draine	16	8	24	1	0.0/0.0	0	0	0	0/0	1
OLB	J. Elliss	11	8	19	5	2.5/30.5	5	0	0	0/0	1
S	P. Locke	6	4	10	1	0.0/0.0	0	0	0	0/0	3
OLB	Q. Robinson	4	5	9	3	0.5/0.0	3	0	0	0/0	1
DL	J. Jackson	3	4	7	0	0.0/0.0	1	0	0	0/0	0
ILB	J. Turner	1	2	3	0	0.0/0.0	1	0	0	0/0	0
S	D. Key	2	0	2	0	0.0/0.0	0	0	0	0/0	1
ILB	K. Reid	2	0	2	0	0.0/0.0	0	0	0	0/0	0
TOTALS		541	473	1014	82	68.0/424.0	164	2	7	10/168	94

## 2025 REGULAR SEASON BRONCOS SPECIAL TEAMS STATS

POS.	PLAYER	TKL.	AST.	COMB.
S	Key, Devon	17	9	26
S	Skinner, JL	8	4	12
OLB	Tillman, Dondrea	5	6	11
FB	Prentice, Adam	3	8	11
OLB	Elliss, Jonah	5	4	9
CB	Abrams-Draine, Kris	5	1	6
RB	Badie, Tyler	3	3	6
S	Locke, P.J.	3	3	6
ILB	Strnad, Justin	2	4	6
LB	Wallow, Garret	0	5	5
LS	Fraboni, Mitchell	3	1	4
ILB	Turner, Jordan	0	4	4
ILB	Reid, Karene	2	1	3
OLB	Robinson, Que	2	1	3
CB	Barron, Jahdae	2	0	2
WR	Sherfield Sr., Trent	2	0	2
CB	Taylor, Reese	2	0	2
TE	Adkins, Nate	0	2	2
WR	Bryant, Pat	0	1	1
P	Crawshaw, Jeremy	0	1	1
TE	Trautman, Adam	0	1	1
S	Turner-Yell, Delarrin	0	1	1
TOTALS		64	60	124

## DEFENSIVE SCORES

**INT (1)** (3:50) (Shotgun) T.Lance pass short middle intended for K.Lambert-Smith INTERCEPTED by J.McMillian at LAC 45. J.McMillian for 45 yards. **vs. LAC (01/04/26)**

**FR (0)**

**Safety (0)**

## SPECIAL TEAMS BIG PLAYS

**FR (1)** W.Lutz kicks 64 yards from DEN 35 to LAC 1. D.Davis to LAC 28 for 27 yards (J.Elliss). FUMBLES (J.Elliss), RECOVERED by DEN-J.Skinner at LAC 30. \*\* Injury Update: LAC-D.Davis has returned to the game. **@ LAC (09/21/25)**

**TD (1)** (6:44) A.Cole punts 42 yards to LV 48, Center-J.Bobenmoyer. M.Mims for 48 yards. **@ LV (12/07/25)**

**BLK (2)** H.Butker extra point is Blocked (F.Crum), Center-J.Winchester, Holder-M.Araiza. **vs. KC (11/16/25)**  
(1:37) A.Cole punt is BLOCKED by J.Skinner, Center-J.Bobenmoyer, RECOVERED by DEN-T.Badie at LV 12. T.Badie pushed ob at LV 12 for no gain (M.Mayer). **vs. LV (11/06/25)**

REGULAR SEASON DEFENSIVE AND SPECIAL TEAMS STATISTICS ARE BASED ON PRESS BOX STATISTICS.





# PARTICIPATION



## 2025 : REGULAR SEASON

PLAYERS	1	2	3	4	5	6	7	8	9	10	11	12	13	14	15	16	17	2025			
	TEN 9/7	AT INDAT 9/14	LAC 9/21	CIN 9/29	AT PHIAT 10/5	NYJ 10/12	NYG 10/19	DAL 10/26	AT HOU 11/2	LV 11/6	KC 11/16	AT WAS 11/30	AT LV 12/7	GB 12/14	JAX 12/21	AT KC 12/25	LAC 1/4	GP	GS	DNP	IN
Abrams-Draine, K.	P	P	P	P	P	P	P	P	P	RCB	RCB	P	P	P	P	P	P	17	2	0	0
Adkins, N.	N	N	P	TE	TE	TE	P	P	N	N	N	N	N	TE	TE	N	TE	9	6	0	8
Allen, Z.	DE	DE	DE	DE	DE	DE	DE	DE	DE	DE	DE	DE	DE	DE	DE	DE	DE	17	17	0	0
Badie, T.	P	P	P	P	P	N	P	P	P	P	P	P	P	P	P	P	P	16	0	0	1
Bailey, L.	P	PS	PS	PS	PS	PS	PS	PS	PS	PS	PS	PS	PS	PS	PS	P	P	3	0	0	0
Bandy, M.	PS	PS	PS	PS	PS	PS	PS	PS	P	P	NOT	PS	PS	P	PS	P	PS	4	0	0	0
Barron, J.	P	LCB	P	P	P	P	P	P	LCB	P	P	P	LCB	P	LCB	LCB	P	17	5	0	0
Bolles, G.	LT	LT	LT	LT	LT	LT	LT	LT	LT	LT	LT	LT	LT	LT	LT	LT	LT	17	17	0	0
Bonitto, N.	WLB	WLB	WLB	WLB	WLB	WLB	WLB	WLB	P	WLB	WLB	WLB	WLB	WLB	WLB	WLB	WLB	17	16	0	0
Bryant, P.	P	P	P	P	WR	P	WR	WR	WR	P	WR	P	WR	N	P	N	WR	15	7	0	2
Christian, G.	^	^	^	^	^	^	^	^	^	^	N	N	N	N	N	N	N	0	0	0	7
Cooper, J.	SLB	SLB	SLB	SLB	SLB	SLB	SLB	SLB	SLB	SLB	SLB	SLB	SLB	SLB	SLB	SLB	SLB	17	17	0	0
Crawshaw, J.	P	P	P	P	P	P	P	P	P	P	P	P	P	P	P	P	P	17	0	0	0
Crum, F.	N	N	N	N	N	N	N	P	P	P	P	P	RT	P	P	P	RT	11	2	0	6
Dobbins, J.	RB	RB	P	RB	RB	RB	RB	RB	RB	RB	Active	IR	IR	IR	IR	IR	IR	10	9	0	0
Ehlinger, S.	N	N	N	N	N	N	Active	N	PS	PS	PS	PS	PS	N	N	PS	PS	0	0	0	9
Elliss, J.	P	P	P	P	P	N	N	P	P	P	N	N	P	P	P	P	P	13	0	0	4
Engram, E.	P	P	N	P	P	P	TE	P	P	P	P	P	P	P	TE	P	P	16	2	0	1
Forsyth, A.	P	P	P	P	P	P	P	P	P	P	P	P	P	P	P	P	C	17	2	0	0
Fraboni, M.	P	P	P	P	P	P	P	P	P	P	P	P	P	P	P	P	P	17	0	0	0
Franklin-Myers, J.	DE	DE	DE	DE	P	DE	DE	DE	DE	DE	DE	DE	DE	DE	DE	DE	N	16	15	0	1
Franklin, T.	WR	P	WR	WR	WR	P	P	P	WR	P	WR	P	WR	P	P	P	P	17	7	0	0
Gray, J.	^	^	^	^	^	^	N	^	^	^	^	^	^	^	^	^	^	0	0	0	1
Greenlaw, D.	N	N	IR	IR	IR	IR	LB	R/SUS	ILB	ILB	ILB	ILB	ILB	ILB	ILB	P	N	8	7	0	4
Harvey, R.	P	P	RB	P	P	P	P	P	P	P	RB	RB	RB	RB	RB	RB	RB	17	7	0	0
Hufanga, T.	S	S	S	S	S	S	S	S	S	S	S	S	S	S	S	S	S	17	17	0	0
Humphrey, L.	^	^	^	^	^	^	^	^	^	^	P	P	P	P	WR	WR	WR	7	3	0	0
Jackson, J.	P	P	P	N	P	N	N	N	N	N	N	N	N	N	N	N	P	5	0	0	12
Jones, B.	S	S	S	S	S	S	S	S	S	S	S	S	P	S	IR	IR	IR	14	13	0	0
Jones, D.	NT	NT	NT	NT	NT	NT	NT	NT	NT	P	P	NT	N	NT	NT	NT	NT	16	14	0	1
Jones, S.	N	N	N	P	N	N	N	N	N	N	N	N	P	N	N	N	P	3	0	0	14
Key, D.	P	P	P	P	P	P	P	P	P	P	P	P	P	P	P	P	P	17	0	0	0
Krull, L.	TE	TE	TE	N	IR	IR	IR	IR	IR	IR	IR	IR	IR	IR	IR	IR	IR	3	3	0	1
Lewis, M.	^	^	^	^	^	^	^	^	P	TE	P	PS	P	PS	PS	P	N	5	1	0	1
Locke, P.	P	P	P	P	P	P	P	P	N	P	P	P	P	P	S	S	S	16	3	0	1
Lutz, W.	P	P	P	P	P	P	P	P	P	P	P	P	P	P	P	P	P	17	0	0	0
McGlinchey, M.	RT	RT	RT	RT	RT	RT	RT	RT	RT	RT	RT	RT	RT	RT	RT	RT	RT	17	17	0	0
McLaughlin, J.	N	N	N	N	N	P	N	N	N	N	P	P	P	P	P	P	RB	8	1	0	9
McMillian, J.	P	P	P	P	NCB	P	P	P	P	NCB	NCB	P	P	P	P	P	P	17	3	0	0
Meinerz, Q.	RG	RG	RG	RG	RG	RG	RG	RG	RG	RG	RG	RG	RG	RG	RG	RG	RG	17	17	0	0
Mims Jr., M.	P	P	WR	P	P	P	WR	P	N	N	P	P	P	P	P	WR	WR	15	4	0	2
Moss, R.	RCB	RCB	RCB	RCB	RCB	RCB	RCB	RCB	RCB	RCB	RCB	RCB	RCB	RCB	RCB	RCB	RCB	17	17	0	0
Mustipher, S.	^	^	^	^	^	^	^	^	^	^	^	^	^	^	^	^	^	1	0	0	0
Nix, B.	QB	QB	QB	QB	QB	QB	QB	QB	QB	QB	QB	QB	QB	QB	QB	QB	QB	17	17	0	0
Palczewski, A.	P	P	P	P	P	P	LG	LG	LG	RG	RG	RG	RG	LG	LG	LG	P	17	10	0	0
Peart, M.	P	P	P	P	P	LT	IR	IR	IR	IR	IR	IR	IR	IR	IR	IR	IR	6	1	0	0
Powers, B.	LG	LG	LG	LG	LG	IR	IR	IR	IR	IR	IR	IR	IR	IR	P	P	LG	8	6	0	0
Prentice, A.	P	FB	FB	P	P	P	P	P	P	P	P	FB	P	FB	P	P	P	17	4	0	0
Reid, K.	P	P	P	P	P	P	P	P	P	P	IR	IR	IR	IR	IR	IR	IR	10	0	0	0
Roach, M.	IR	IR	IR	IR	IR	P	P	P	NT	P	P	P	NT	P	P	P	P	12	2	0	0
Robinson, Q.	N	N	N	N	N	P	P	N	P	N	P	P	N	N	P	N	N	6	0	0	11
Sherfield Sr., T.	P	P	P	P	P	WR	P	WR	P	WR	^	^	^	^	^	^	^	10	3	0	0
Singleton, A.	ILB	ILB	ILB	ILB	ILB	ILB	ILB	ILB	ILB	ILB	N	ILB	ILB	ILB	ILB	ILB	ILB	16	16	0	1
Skinner, J.	P	P	P	P	P	P	P	P	P	P	P	P	P	P	P	P	P	17	0	0	0
Stidham, J.	X	X	X	X	X	X	X	X	X	X	X	X	X	X	X	X	X	1	0	16	0
Strnad, J.	ILB	P	ILB	ILB	ILB	ILB	P	ILB	P	P	ILB	P	P	P	N	P	ILB	16	8	0	1
Surtain II, P.	LCB	LCB	LCB	LCB	LCB	LCB	LCB	LCB	N	N	N	LCB	LCB	LCB	LCB	LCB	LCB	14	14	0	3
Sutton, C.	WR	WR	WR	WR	WR	WR	WR	WR	WR	WR	WR	WR	WR	WR	P	WR	WR	17	16	0	0
Taylor, R.	PS	PS	PS	PS	PS	PS	PS	PS	PS	P	P	P	N	N	N	P	N	4	0	0	4
Throckmorton, C.	PS	PS	PS	PS	PS	P	P	P	P	P	P	P	P	P	Active	P	PS	10	0	0	0
Tillman, D.	P	P	P	P	P	P	P	P	P	P	P	P	P	P	P	P	P	17	0	0	0



PARTICIPATION



Trautman, A.	TE	TE	P	TE	P	TE	P	TE	TE	TE	TE	TE	TE	TE	TE	P	P	17	12	0	0	
Triner, Z.	NOT	NOT	NOT	NOT	NOT	NOT	NOT	NOT	NOT	NOT	NOT	P	NOT	NOT	NOT	NOT	NOT	1	0	0	0	
Turner-Yell, D.	PS	PS	PS	PS	PS	PS	PS	PS	PS	PS	PS	PS	PS	PS	P	PS	PSI	1	0	0	0	
Turner, J.	PS	PS	PS	PS	PS	PS	PS	P	PS	PS	P	PS	P	P	P	P	P	7	0	0	0	
Uwazurike, E.	P	P	P	P	P	P	P	P	P	P	P	P	P	P	P	P	DE	17	1	0	0	
Wallow, G.	PS	P	P	P	P	P	IR	IR	IR	IR	P	P	Active	^	^	^	^	7	0	0	0	
Wattenberg, L.	C	C	C	C	C	C	C	C	C	C	C	C	C	C	C	C	IR	IR	15	15	0	0



# ROSTER/GAME-BY-GAME STARTERS



## 2025 REGULAR SEASON STARTERS OFFENSE

DATE	OPPONENT	WR	LT	LG	C	RG	RT	TE	WR	RB	FB	QB
9/7	Tennessee	Franklin	Bolles	Powers	Wattenberg	Meinerz	McGlinchey	Trautman/ Krull	Sutton	Dobbins	--	Nix
9/14	at Indianapolis	--	Bolles	Powers	Wattenberg	Meinerz	McGlinchey	Trautman/ Krull	Sutton	Dobbins	Prentice	Nix
9/21	at L.A. Chargers	Mims Jr./ Franklin	Bolles	Powers	Wattenberg	Meinerz	McGlinchey	Krull	Sutton	Harvey	--	Nix
9/29	Cincinnati	Franklin	Bolles	Powers	Wattenberg	Meinerz	McGlinchey	Trautman/ Adkins	Sutton	Dobbins	--	Nix
10/5	at Philadelphia	Franklin	Bolles	Powers	Wattenberg	Meinerz	McGlinchey	Adkins	Sutton/ Bryant	Dobbins	--	Nix
10/12	at N.Y. Jets	Sherfield Sr.	Bolles	Peart	Wattenberg	Meinerz	McGlinchey	Trautman	Sutton	Dobbins	Adkins	Nix
10/19	N.Y. Giants	Mims Jr.	Bolles	Palczewski	Wattenberg	Meinerz	McGlinchey	Engram	Sutton/ Bryant	Dobbins	--	Nix
10/26	Dallas	Sherfield Sr.	Bolles	Palczewski	Wattenberg	Meinerz	McGlinchey	Trautman	Sutton/ Bryant	Dobbins	--	Nix
11/2	at Houston	Franklin	Bolles	Palczewski	Wattenberg	Meinerz	McGlinchey	Trautman	Sutton/ Bryant	Dobbins	--	Nix
11/6	Las Vegas	Sherfield Sr.	Bolles	Palczewski	Wattenberg	Meinerz	McGlinchey	Trautman/ Lewis	Sutton	Dobbins	--	Nix
11/16	Kansas City	Franklin	Bolles	Palczewski	Wattenberg	Meinerz	McGlinchey	Trautman	Sutton/ Bryant	Harvey	--	Nix
11/30	at Washington	--	Bolles	Palczewski	Wattenberg	Meinerz	McGlinchey/ Crum	Trautman	Sutton	Harvey	Prentice	Nix
12/7	at Las Vegas	Franklin	Bolles	Palczewski	Wattenberg	Meinerz	McGlinchey	Trautman	Sutton/ Bryant	Harvey	--	Nix
12/14	Green Bay	--	Bolles	Palczewski	Wattenberg	Meinerz	McGlinchey	Trautman/ Adkins	Sutton	Harvey	Prentice	Nix
12/21	Jacksonville	--	Bolles	Palczewski	Wattenberg	Meinerz	McGlinchey	Engram/ Trautman/ Adkins	Humphrey	Harvey	--	Nix
12/25	at Kansas City	Mims Jr.	Bolles	Palczewski	Forsyth	Meinerz	McGlinchey/ Crum	--	Sutton/ Humphrey	Harvey	--	Nix
1/4	L.A. Chargers	Mims Jr./ Humphrey	Bolles	Powers	Forsyth	Meinerz	McGlinchey	Adkins	Sutton/ Bryant	McLaughlin	--	Nix

## 2025 REGULAR SEASON STARTERS DEFENSE

DATE	OPPONENT	DE	NT	DE	SLB	WLB	ILB	ILB	LCB	RCB	NCB	S	S
9/7	Tennessee	Allen	Jones	Franklin-Myers	Cooper	Bonitto	Singleton	Strnad	Surtain II	Moss	--	Hufanga	Jones
9/14	at Indianapolis	Allen	Jones	Franklin-Myers	Cooper	Bonitto	Singleton	Strnad	--	Moss	Barron	Hufanga	Jones
9/21	at L.A. Chargers	Allen	Jones	Franklin-Myers	Cooper	Bonitto	Singleton	Strnad	Surtain II	Moss	--	Hufanga	Jones
9/29	Cincinnati	Allen	Jones	Franklin-Myers	Cooper	Bonitto	Singleton	Strnad	Surtain II	Moss	--	Hufanga	Jones
10/5	at Philadelphia	Allen	Jones	--	Cooper	Bonitto	Singleton	Strnad	Surtain II	Moss	McMillian	Hufanga	Jones
10/12	at N.Y. Jets	Allen	Jones	Franklin-Myers	Cooper	Bonitto	Singleton	Strnad	Surtain II	Moss	--	Hufanga	Jones
10/19	N.Y. Giants	Allen	Jones	Franklin-Myers	Cooper	Bonitto	Singleton	Greenlaw	Surtain II	Moss	--	Hufanga	Jones
10/26	Dallas	Allen	Jones	Franklin-Myers	Cooper	Bonitto	Singleton	Strnad	Surtain II	Moss	--	Hufanga	Jones
11/2	at Houston	Allen	Jones	Franklin-Myers/ Roach	Cooper	--	Singleton	Greenlaw	Barron	Moss	--	Hufanga	Jones
11/6	Las Vegas	Allen	--	Franklin-Myers	Cooper	Bonitto	Singleton	Greenlaw	Abrams-Draine	Moss	McMillian	Hufanga	Jones
11/16	Kansas City	Allen	--	Franklin-Myers	Cooper	Bonitto	Strnad	Greenlaw	Abrams-Draine	Moss	McMillian	Hufanga	Jones
11/30	at Washington	Allen	Jones	Franklin-Myers	Cooper	Bonitto	Singleton	Greenlaw	Surtain II	Moss	--	Hufanga	Jones
12/7	at Las Vegas	Allen	Roach	Franklin-Myers	Cooper	Bonitto	Singleton	Greenlaw	Surtain II	Moss	Barron	Hufanga	--
12/14	Green Bay	Allen	Jones	Franklin-Myers	Cooper	Bonitto	Singleton	Greenlaw	Surtain II	Moss	--	Hufanga	Jones
12/21	Jacksonville	Allen	Jones	Franklin-Myers	Cooper	Bonitto	Singleton	--	Surtain II	Moss	Barron	Hufanga	Locke
12/25	at Kansas City	Allen	Jones	Franklin-Myers	Cooper	Bonitto	Singleton	--	Surtain II	Moss	Barron	Hufanga	Locke
1/4	L.A. Chargers	Allen	Jones	Uwazurike	Cooper	Bonitto	Singleton	Strnad	Surtain II	Moss	--	Hufanga	Locke



# PLAY COUNTS



Quarterbacks												
Name	Pos	G	GS	OffPI	OffPI/G	OffPI%	DefPI	DefPI/G	DefPI%	SpTmPI	SpTmPI/G	SpTmPI%
Bo Nix	QB	17	17	1,136	66.8	99.6	0	0.0	0.0	0	0.0	0.0
Jarrett Stidham	QB	1	0	4	4.0	6.3	0	0.0	0.0	0	0.0	0.0
Running Backs												
Name	Pos	G	GS	OffPI	OffPI/G	OffPI%	DefPI	DefPI/G	DefPI%	SpTmPI	SpTmPI/G	SpTmPI%
RJ Harvey	RB	17	7	481	28.3	42.2	0	0.0	0.0	42	2.5	8.9
J.K. Dobbins	RB	10	9	340	34.0	50.8	0	0.0	0.0	0	0.0	0.0
Adam Prentice	FB	17	3	211	12.4	18.5	0	0.0	0.0	213	12.5	45.2
Tyler Badie	RB	16	0	192	12.0	17.8	0	0.0	0.0	260	16.3	58.8
Jaleel McLaughlin	RB	8	1	85	10.6	16.0	0	0.0	0.0	14	1.8	6.6
Wide Receivers/Tight Ends												
Name	Pos	G	GS	OffPI	OffPI/G	OffPI%	DefPI	DefPI/G	DefPI%	SpTmPI	SpTmPI/G	SpTmPI%
Courtland Sutton	WR	17	16	975	57.4	85.5	0	0.0	0.0	1	0.1	0.2
Troy Franklin	WR	17	7	670	39.4	58.8	0	0.0	0.0	0	0.0	0.0
Adam Trautman	TE	17	12	651	38.3	57.1	0	0.0	0.0	103	6.1	21.9
Pat Bryant	WR	15	7	475	31.7	47.5	0	0.0	0.0	35	2.3	8.3
Evan Engram	TE	16	2	458	28.6	42.1	0	0.0	0.0	0	0.0	0.0
Marvin Mims Jr.	WR	15	4	379	25.3	37.3	0	0.0	0.0	140	9.3	33.9
Nate Adkins	TE	9	6	199	22.1	32.9	0	0.0	0.0	46	5.1	17.8
Lil'Jordan Humphrey	WR	7	2	169	24.1	35.9	0	0.0	0.0	24	3.4	13.2
Trent Sherfield Sr.	WR	10	3	163	16.3	24.4	0	0.0	0.0	147	14.7	50.9
Mercedes Lewis	TE	5	1	81	16.2	24.4	0	0.0	0.0	0	0.0	0.0
Lucas Krull	TE	3	3	53	17.7	28.5	0	0.0	0.0	28	9.3	31.5
Michael Bandy	WR	4	0	16	4.0	6.1	0	0.0	0.0	16	4.0	15.2
Offensive Linemen												
Name	Pos	G	GS	OffPI	OffPI/G	OffPI%	DefPI	DefPI/G	DefPI%	SpTmPI	SpTmPI/G	SpTmPI%
Mike McGlinchey	T	17	17	1,127	66.3	98.9	0	0.0	0.0	63	3.7	13.4
Garrett Bolles	T	17	17	1,125	66.2	98.7	0	0.0	0.0	46	2.7	9.8
Quinn Meinerz	G	17	17	1,108	65.2	97.2	0	0.0	0.0	69	4.1	14.6
Luke Wattenberg	C	15	15	1,005	67.0	99.6	0	0.0	0.0	40	2.7	9.5
Alex Palczewski	T	17	10	665	39.1	58.3	0	0.0	0.0	71	4.2	15.1
Ben Powers	G	8	6	464	58.0	86.2	0	0.0	0.0	25	3.1	11.3
Alex Forsyth	C	17	2	136	8.0	11.9	0	0.0	0.0	68	4.0	14.4
Frank Crum	T	11	2	65	5.9	8.8	0	0.0	0.0	83	7.5	27.7
Matt Peart	T	6	1	64	10.7	16.0	0	0.0	0.0	23	3.8	13.5
Calvin Throckmorton	G	10	0	34	3.4	5.0	0	0.0	0.0	41	4.1	15.1
Sam Mustipher	C	1	0	4	4.0	6.8	0	0.0	0.0	3	3.0	11.1
Defensive Linemen												
Name	Pos	G	GS	OffPI	OffPI/G	OffPI%	DefPI	DefPI/G	DefPI%	SpTmPI	SpTmPI/G	SpTmPI%
Zach Allen	DE	17	17	0	0.0	0.0	797	46.9	70.9	67	3.9	14.2
John Franklin-Myers	DE	16	15	0	0.0	0.0	517	32.3	49.1	53	3.3	11.9
D.J. Jones	DT	16	14	0	0.0	0.0	431	26.9	40.1	61	3.8	13.5
Eyionma Uwazurike	DT	17	1	0	0.0	0.0	409	24.1	36.4	83	4.9	17.6
Malcolm Roach	DT	12	2	0	0.0	0.0	401	33.4	50.1	65	5.4	19.8
Jordan Jackson	DT	5	0	0	0.0	0.0	85	17.0	24.6	25	5.0	17.2
Saiv'ion Jones	DE	3	0	0	0.0	0.0	33	11.0	19.5	6	2.0	8.0
Linebackers												
Name	Pos	G	GS	OffPI	OffPI/G	OffPI%	DefPI	DefPI/G	DefPI%	SpTmPI	SpTmPI/G	SpTmPI%
Alex Singleton	LB	16	16	0	0.0	0.0	1029	64.3	97.6	0	0.0	0.0
Nik Bonitto	LB	17	16	0	0.0	0.0	684	40.2	60.9	33	1.9	7.0
Jonathon Cooper	LB	17	17	0	0.0	0.0	682	40.1	60.7	7	0.4	1.5
Justin Strnad	LB	16	8	0	0.0	0.0	575	35.9	54.6	142	8.9	32.3
Dondrea Tillman	LB	17	0	0	0.0	0.0	417	24.5	37.1	276	16.2	58.6
Dre Greenlaw	LB	8	7	0	0.0	0.0	324	40.5	58.3	0	0.0	0.0
Jonah Elliss	LB	13	0	0	0.0	0.0	318	24.5	38.3	254	19.5	71.8
Que Robinson	LB	6	0	0	0.0	0.0	150	25.0	34.3	101	16.8	55.8
Jordan Turner	LB	7	0	0	0.0	0.0	23	3.3	5.2	117	16.7	63.9
Levelle Bailey	LB	3	0	0	0.0	0.0	11	3.7	6.4	37	12.3	48.1
Karene Reid	LB	10	0	0	0.0	0.0	3	0.3	0.5	171	17.1	59.2
Garret Wallow	LB	7	0	0	0.0	0.0	1	0.1	0.2	132	18.9	66.0
Defensive Backs												
Name	Pos	G	GS	OffPI	OffPI/G	OffPI%	DefPI	DefPI/G	DefPI%	SpTmPI	SpTmPI/G	SpTmPI%
Riley Moss	CB	17	17	0	0.0	0.0	1,089	64.1	96.9	71	4.2	15.1
Talanoa Hufanga	S	17	17	5	0.3	0.4	1,083	63.7	96.4	75	4.4	15.9
Brandon Jones	S	14	13	0	0.0	0.0	871	62.2	92.7	0	0.0	0.0
Pat Surtain II	CB	14	14	0	0.0	0.0	864	61.7	93.8	29	2.1	7.6
Ja'Quan McMillian	CB	17	3	0	0.0	0.0	742	43.6	66.0	1	0.1	0.2
Jahdae Barron	CB	17	5	0	0.0	0.0	334	19.6	29.7	91	5.4	19.3
Kris Abrams-Draine	CB	17	2	0	0.0	0.0	210	12.4	18.7	220	12.9	46.7
P.J. Locke	S	16	3	0	0.0	0.0	173	10.8	16.5	198	12.4	45.2
Devon Key	CB	17	0	0	0.0	0.0	73	4.3	6.5	388	22.8	82.4
JL Skinner	S	17	0	0	0.0	0.0	34	2.0	3.0	322	18.9	68.4
Reese Taylor	CB	4	0	0	0.0	0.0	0	0.0	0.0	73	18.3	70.2
J.T. Gray	S	1	0	0	0.0	0.0	0	0.0	0.0	21	21.0	63.6
Delarrin Turner-Yell	S	1	0	0	0.0	0.0	0	0.0	0.0	8	8.0	25.8
Special Teams												
Name	Pos	G	GS	OffPI	OffPI/G	OffPI%	DefPI	DefPI/G	DefPI%	SpTmPI	SpTmPI/G	SpTmPI%
Wil Lutz	K	17	0	0	0.0	0.0	0	0.0	0.0	160	9.4	34.0
Jeremy Crawshaw	P	17	0	0	0.0	0.0	0	0.0	0.0	146	8.6	31.0
Mitchell Fraboni	LS	17	0	0	0.0	0.0	0	0.0	0.0	146	8.6	31.0

-OffPI%, DefPI%, and SpTmPI% statistics are in relation to the number of team plays only in games played by that individual player.

-Note that some plays that are negated by penalty are counted in players' participation total. Fake punts/FGs are counted as special teams plays.





# GAME-BY-GAME OFFENSE



## 2025 REGULAR SEASON GAME-BY-GAME OFFENSE

	09/07	09/14	09/21	09/29	10/05	10/12	10/19	10/26	11/02	11/06	11/16	11/30	12/07	12/14	12/21	12/25	01/04	
	TEN	@ IND	@ LAC	CIN	@ PHI	@ NYJ	NYG	DAL	@ HOU	LV	KC	@ WAS	@ LV	GB	JAX	@ KC	LAC	Totals
<b>FIRST DOWNS</b>																		
Total	20	23	9	29	23	12	25	25	15	10	16	23	27	21	21	22	13	334
Rushing	5	7	3	11	8	3	8	8	6	5	5	6	11	4	5	9	7	111
Passing	9	11	5	17	12	9	15	15	9	5	11	17	14	15	14	12	6	196
Penalty	6	5	1	1	3	0	2	2	0	0	0	0	2	2	2	1	0	27
<b>THIRD DOWNS</b>																		
Attempts	15	9	13	14	16	15	13	8	15	15	15	15	12	11	14	18	15	233
Converted	6	4	2	8	5	5	4	5	6	5	7	7	7	4	5	11	5	96
Percentage	40.0	44.4	15.4	57.1	31.3	33.3	30.8	62.5	40.0	33.3	46.7	46.7	58.3	36.4	35.7	61.1	33.3	41.2
<b>FOURTH DOWNS</b>																		
Attempts	2	0	2	1	0	1	2	0	0	0	0	1	3	4	3	1	0	20
Converted	0	0	2	0	0	1	1	0	0	0	0	1	1	2	1	1	0	10
Percentage	0.0	0	100.0	0.0	0	100.0	50.0	0	0	0	0	100.0	33.3	50.0	33.3	100.0	0	50.0
<b>TOT. OFFENSE</b>																		
Net Yards	317	324	265	512	358	246	407	426	271	220	342	402	356	391	445	303	240	5,825
Plays	71	54	48	80	70	57	76	57	61	57	61	69	72	65	65	71	58	1,092
Avg./Play	4.5	6.0	5.5	6.4	5.1	4.3	5.4	7.5	4.4	3.9	5.6	5.8	4.9	6.0	6.8	4.3	4.1	5.3
<b>RUSHING</b>																		
Net Yards	151	118	118	186	130	78	142	179	100	84	59	87	152	89	101	128	116	2,018
Rush. Att.	30	24	21	38	29	26	24	28	23	27	21	23	31	31	17	32	31	456
Avg./Att.	5.0	4.9	5.6	4.9	4.5	3.0	5.9	6.4	4.3	3.1	2.8	3.8	4.9	2.9	5.9	4.0	3.7	4.4
<b>PASSING</b>																		
Net Yards	166	206	147	326	228	168	265	247	171	136	283	315	204	302	344	175	124	3,807
Sacked	1.0	0.0	2.0	0.0	2.0	1.0	2.0	0.0	1.0	2.0	2.0	1.0	3.0	0.0	1.0	1.0	4.0	23.0
Yards Lost	10	0	6	0	14	6	14	0	2	14	12	6	8	0	8	7	17	124
Gross Yards	176	206	153	326	242	174	279	247	173	150	295	321	212	302	352	182	141	3,931
Attempts	40	30	25	42	39	30	50	29	37	28	38	45	38	34	47	38	23	613
Completions	25	22	14	29	24	19	27	19	18	16	24	29	31	23	28	26	14	388
Completion Pct	62.5	73.3	56.0	69.0	61.5	63.3	54.0	65.5	48.6	57.1	63.2	64.4	81.6	67.6	59.6	68.4	60.9	63.3
Intercepted	2	1	0	1	0	0	0	1	1	2	0	1	0	0	1	1	0	11
Avg. Gain Per Pass Play	4.0	6.9	5.4	7.8	5.6	5.4	5.1	8.5	4.5	4.5	7.1	6.8	5.0	8.9	7.2	4.5	4.6	6.0
<b>KICKOFFS</b>																		
Kickoff Returns	3	5	5	2	4	4	5	4	3	2	3	5	2	6	4	2	0	59
Kickoff Return Yards	82	122	141	58	83	104	96	119	76	35	79	118	39	178	100	61	0	1,491
Kickoff Return Avg.	27.3	24.4	28.2	29.0	20.8	26.0	19.2	29.8	25.3	17.5	26.3	23.6	19.5	29.7	25.0	30.5	0	25.3
<b>PUNTING</b>																		
Punts	3	3	7	4	7	6	6	2	8	7	4	4	1	2	3	2	6	75
Yards	144	134	330	199	328	291	303	80	428	293	211	181	35	94	132	103	287	3,573
Gross Avg.	48.0	44.7	47.1	49.8	46.9	48.5	50.5	40.0	53.5	41.9	52.8	45.3	35.0	47.0	44.0	51.5	47.8	47.6
Net Avg.	44.0	43.3	40.0	35.8	41.9	39.8	45.8	40.0	43.3	38.7	48.0	40.3	35.0	47.0	36.7	24.0	42.7	41.1
Punts Blocked	0	0	0	0	0	0	0	0	0	0	0	0	0	0	0	0	0	0
Touchbacks	0	0	0	2	1	1	0	0	1	1	0	1	0	0	1	0	1	9
Inside 20	3	3	3	1	5	1	2	0	2	0	3	1	1	2	1	1	1	30
Fair Catches	3	0	2	2	0	3	2	3	2	1	0	2	1	0	0	0	4	25
Punt Returns	4	0	2	3	4	2	2	2	4	1	3	1	1	0	2	1	2	34
Punt Return Avg.	11.8	0	28.0	8.0	10.5	5.5	14.5	13.0	7.5	-1.0	33.7	10.0	48.0	0	7.0	8.0	18.0	14.1
Punt Return Yards	47	0	56	24	42	11	29	26	30	-1	101	10	48	0	14	8	36	481
<b>PENALTIES</b>																		
Number	6	8	10	7	12	6	12	7	4	11	10	5	8	6	6	5	1	124
Yards	45	83	90	72	121	37	127	42	41	78	147	33	50	60	61	57	5	1,149
<b>FUMBLES</b>																		
Number	2	0	0	0	0	2	1	0	1	0	1	1	0	1	1	0	0	10
Lost	2	0	0	0	0	1	0	0	1	0	0	0	0	1	1	0	0	6
<b>SCORING</b>																		
Points	20	28	20	28	21	13	33	44	18	10	22	27	24	34	20	20	19	401
TD Rushing	1	1	1	2	1	0	2	2	0	0	1	2	2	1	1	1	0	18
TD Passing	1	3	1	2	1	1	2	4	2	1	0	1	0	4	1	1	0	25
TD Sp. Teams	0	0	0	0	0	0	0	0	0	0	0	0	0	0	0	0	0	0
TD Def. Returns	0	0	0	0	0	0	0	0	0	0	0	0	0	0	0	0	1	1
Total TDs	2	4	2	4	2	1	4	6	2	1	1	3	3	5	2	2	1	45
PAT Attempts	2	4	2	4	2	1	4	6	2	1	1	3	3	5	2	2	1	45
PAT Made	2	4	2	4	2	1	4	5	2	1	1	3	3	4	2	2	1	43
FG Attempts	2	1	2	0	2	2	1	1	2	2	5	2	1	0	3	2	4	32
FG Made	2	0	2	0	2	2	1	1	1	1	5	2	1	0	2	2	4	28
Safety	0	0	0	0	0	0	0	0	0	0	0	0	0	0	0	0	0	0
2-Pt Attempts	0	0	0	0	1	0	2	1	1	0	0	0	0	1	0	0	0	6
2-Pt Made	0	0	0	0	1	0	2	0	1	0	0	0	0	0	0	0	0	4
TOP	31:56	27:53	23:40	37:58	34:17	31:08	29:49	26:28	25:24	30:46	29:29	32:13	39:03	30:32	26:47	39:28	34:01	31:13



# GAME-BY-GAME DEFENSE



## 2025 REGULAR SEASON GAME-BY-GAME DEFENSE

	09/07	09/14	09/21	09/29	10/05	10/12	10/19	10/26	11/02	11/06	11/16	11/30	12/07	12/14	12/21	12/25	01/04	Totals
	TEN	@ IND	@ LAC	CIN	@ PHI	@ NYJ	NYG	DAL	@ HOU	LV	KC	@ WAS	@ LV	GB	JAX	@ KC	LAC	
<b>FIRST DOWNS</b>																		
Total	7	26	29	9	16	8	26	24	15	10	19	30	16	19	22	10	13	299
Rushing	2	6	6	3	2	6	7	8	2	4	3	10	3	5	7	5	6	85
Passing	5	16	17	3	11	2	12	12	11	6	13	17	11	12	12	4	7	171
Penalty	0	4	6	3	3	0	7	4	2	0	3	3	2	2	3	1	0	43
<b>THIRD DOWNS</b>																		
Attempts	14	13	17	11	11	15	15	11	17	15	13	17	9	13	15	11	20	237
Converted	2	6	8	2	2	2	6	4	3	4	5	8	3	6	8	4	7	80
Percentage	14.3%	46.2%	47.1%	18.2%	18.2%	13.3%	40.0%	36.4%	17.6%	26.7%	38.5%	47.1%	33.3%	46.2%	53.3%	36.4%	35.0%	33.8%
<b>FOURTH DOWNS</b>																		
Attempts	1	2	0	0	0	2	2	1	1	1	1	3	3	3	0	2	5	27
Converted	0	0	0	0	0	1	2	1	1	0	0	3	1	1	0	1	3	14
Percentage	0.0%	0.0%	0	0	0	50.0%	100.0%	100.0%	100.0%	0.0%	0.0%	100.0%	33.3%	33.3%	0	50.0%	60.0%	51.9%
<b>TOT. OFFENSE</b>																		
Net Yards	133	473	376	159	302	82	387	339	268	188	311	419	229	362	346	139	217	4,730
Plays	55	67	80	43	55	57	69	68	72	58	62	85	48	63	68	42	69	1,061
Avg./Play	2.4	7.1	4.7	3.7	5.5	1.4	5.6	5.0	3.7	3.2	5.0	4.9	4.8	5.7	5.1	3.3	3.1	4.5
<b>RUSHING</b>																		
Net Yards	71	167	106	53	45	92	119	108	77	74	62	143	40	115	81	82	113	1,548
Rush. Att.	21	32	28	15	11	31	32	31	28	25	14	33	12	20	27	19	21	400
Avg./Att.	3.4	5.2	3.8	3.5	4.1	3.0	3.7	3.5	2.8	3.0	4.4	4.3	3.3	5.8	3.0	4.3	5.4	3.9
<b>PASSING</b>																		
Net Yards	62	306	270	106	257	-10	268	231	191	114	249	276	189	247	265	57	104	3,182
Attempts	28	34	47	25	38	17	33	35	40	27	45	50	32	40	36	22	44	593
Completions	12	23	28	14	23	9	15	22	23	16	29	28	21	24	23	13	20	343
Intercepted	0	0	1	0	0	0	1	2	0	1	1	1	0	2	0	0	1	10
Gross Yards	112	316	300	125	280	45	283	246	216	143	276	294	213	276	279	66	136	3,606
Sacked	6.0	1.0	5.0	3.0	6.0	9.0	4.0	2.0	4.0	6.0	3.0	2.0	4.0	3.0	5.0	1.0	4.0	68.0
Yards Lost	50	10	30	19	23	55	15	15	25	29	27	18	24	29	14	9	32	424
<b>ADVANCES</b>																		
Rushes	21	32	28	15	11	31	32	31	28	25	14	33	12	20	27	19	21	400
Completions	12	23	28	14	23	9	15	22	23	16	29	28	21	24	23	13	20	343
Totals	33	55	56	29	34	40	47	53	51	41	43	61	33	44	50	32	41	743
Total Drives	14	10	12	10	12	12	12	11	14	13	10	11	8	11	12	8	12	192
<b>PENALTIES</b>																		
Number	13	11	3	11	9	2	8	9	4	11	10	5	3	10	2	2	5	118
Yards	131	68	25	65	55	15	36	80	29	83	69	35	25	72	20	10	25	843
<b>FUMBLES</b>																		
Number	2	0	2	0	0	1	0	1	0	2	0	2	0	0	0	1	1	12
Lost	2	0	1	0	0	0	0	0	0	0	0	0	0	0	0	0	1	4
<b>PUNTING</b>																		
Yards	395	0	249	403	359	355	263	252	420	299	238	169	143	57	312	171	355	4,440
Punts	8	0	5	8	7	7	6	5	8	8	4	4	3	1	6	3	7	90
Net Avg.	41.0	0.0	34.6	44.9	39.6	49.1	35.7	45.2	43.8	35.0	34.3	39.8	31.7	37.0	46.3	41.0	42.7	40.9
Gross Avg.	49.4	0.0	49.8	50.4	51.3	50.7	43.8	50.4	52.5	37.4	59.5	42.3	47.7	57.0	52.0	57.0	50.7	49.3
<b>SCORING</b>																		
Points	12	29	23	3	17	11	32	24	15	7	19	26	17	26	34	13	3	311
Q1	3	6	3	3	3	6	7	3	3	7	3	0	7	3	7	0	0	64
Q2	6	14	7	0	7	0	6	7	9	0	3	7	0	13	10	7	3	99
Q3	3	3	3	0	7	5	6	7	3	0	7	7	0	7	14	3	0	75
Q4	0	6	10	0	0	0	13	7	0	0	6	6	10	3	3	3	0	67
OT	0	0	0	0	0	0	0	0	0	0	0	6	0	0	0	0	0	6
TD Rushing	0	1	1	0	0	0	2	2	0	1	1	1	0	1	1	0	0	11
TD Passing	0	1	1	0	2	0	3	1	0	0	1	2	2	1	3	1	0	18
TD KO Returns	0	0	0	0	0	0	0	0	0	0	0	0	0	0	0	0	0	0
TD Punt Returns	0	0	0	0	0	0	0	0	0	0	0	0	0	0	0	0	0	0
TD Sp. Teams	0	0	0	0	0	0	0	0	0	0	0	0	0	0	0	0	0	0
TD Def. Returns	0	0	0	0	0	0	0	0	0	0	0	0	0	0	0	0	0	0
FG Attempts	4	5	3	1	1	3	0	1	6	1	2	2	1	4	2	2	1	39
FG Made	4	5	3	1	1	3	0	1	5	0	2	2	1	4	2	2	1	37
Safety	0	0	0	0	0	1	0	0	0	0	0	0	0	0	0	0	0	1
2-Pt Attempts	0	0	0	0	0	0	1	0	0	0	0	1	0	0	0	0	0	2
2-Pt Made	0	0	0	0	0	0	0	0	0	0	0	0	0	0	0	0	0	0
Time of Possession	28:04	32:07	36:20	22:02	25:43	28:52	30:11	33:32	34:36	29:14	30:31	35:00	20:57	29:28	33:13	20:32	25:59	29:11



# TIME SPENT IN LEAD



GAME	W/L	LED		TIED		BEHIND	
		TIME	PCT	TIME	PCT	TIME	PCT
vs. Ten. (9/7)	W, 20-12	22:37:00	37.7%	24:21:00	40.6%	13:02:00	21.7%
at Ind. (9/14)	L, 28-29	49:54:00	83.2%	3:09:00	5.3%	6:57:00	11.6%
at LAC (9/21)	L, 20-23	26:03:00	43.4%	5:43:00	9.5%	28:14:00	47.1%
vs. Cin. (9/29)	W, 28-3	45:17:00	75.5%	5:52:00	9.8%	8:51:00	14.8%
at Phi. (10/5)	W, 21-17	13:56:00	23.2%	16:20:00	27.2%	29:44:00	49.6%
at NYJ (10/12)	W, 13-11	30:04:00	50.1%	6:08:00	10.2%	23:48:00	39.7%
vs. NYG (10/19)	W, 33-32	1:14:00	2.1%	8:06:00	13.5%	50:40:00	84.4%
vs. Dal. (10/26)	W, 44-24	53:13:00	88.7%	4:26:00	7.4%	2:21:00	3.9%
at Hou. (11/2)	W, 18-15	3:00:00	5.0%	27:24:00	45.7%	29:36:00	49.3%
vs. L.V. (11/6)	W, 10-7	15:05:00	25.1%	29:34:00	49.3%	15:21:00	25.6%
vs. K.C. (11/16)	W, 22-19	24:05:00	40.1%	30:08:00	50.2%	5:47:00	9.6%
at Was. (11/30)	W, 27-26 (OT)	51:43:00	76.9%	7:33:00	11.2%	7:57:00	11.8%
at L.V. (12/7)	W, 24-17	42:35:00	71.0%	17:25:00	29.0%	0:00:00	0.0%
vs. G.B. (12/14)	W, 34-26	20:44:00	34.6%	7:58:00	13.3%	31:18:00	52.2%
vs. Jac. (12/21)	L, 34-20	4:37:00	7.7%	23:46:00	39.6%	31:37:00	52.7%
at K.C. (12/25)	W, 20-13	19:46:00	32.9%	14:20:00	23.9%	25:54:00	43.2%
vs. LAC (1/4)	W, 19-3	50:06:00	83.5%	9:54:00	16.5%	0:00:00	0.0%
TOTAL		473:59:00	46.1%	242:07:00	23.6%	311:07:00	30.3%
AVERAGE		27:52:53		14:14:32		18:18:04	



# SCORING DRIVES



## BRONCOS 2025 REGULAR SEASON SCORING DRIVES

DATE	OPP.	DRIVE START	PLAYS	YDS.	Q TIME	SCORING PLAY	DEN	OPP
9/7	TEN	DEN 35	10	44	Qt.1 3:23	W. Lutz: 39 FG	3	3
		TEN 38	1	38	Qt.2 0:11	C. Sutton: 22 pass from B. Nix	10	6
		DEN 37	13	48	Qt.3 7:39	W. Lutz: 33 FG	13	12
		DEN 20	4	80	Qt.4 1:45	J. Dobbins: 19 run	20	12
9/14	at IND	DEN 36	6	64	Qt.1 3:27	M. Mims Jr.: 23 pass from B. Nix	7	3
		DEN 33	7	67	Qt.2 3:30	T. Franklin: 3 pass from B. Nix	14	13
		50 yard line	10	50	Qt.2 4:25	A. Trautman: 2 pass from B. Nix	21	13
		DEN 40	7	60	Qt.3 3:47	J. Dobbins: 5 run	28	20
9/21	at LAC	DEN 28	7	72	Qt.2 1:15	C. Sutton: 52 pass from B. Nix	7	10
		DEN 34	3	66	Qt.3 1:20	J. Dobbins: 19 run	14	10
		LAC 30	4	6	Qt.3 1:30	W. Lutz: 42 FG	17	10
		DEN 41	10	51	Qt.3 4:50	Qt.4: W. Lutz: 26 FG	20	13
9/29	CIN	DEN 36	9	64	Qt.1 4:07	B. Nix: 6 run	7	3
		DEN 20	8	80	Qt.2 3:04	M. Mims Jr.: 16 run	14	3
		DEN 20	9	80	Qt.2 1:01	C. Sutton: 20 pass from B. Nix	21	3
		DEN 24	10	76	Qt.4 6:11	R. Harvey: 12 pass from B. Nix	28	3
10/5	at PHI	DEN 31	12	32	Qt.1 5:19	W. Lutz: 55 FG	3	0
		DEN 36	10	64	Qt.3 4:27	Qt.4: J. Dobbins: 2 run	10	17
		DEN 28	6	72	Qt.4 3:32	E. Ingram: 11 pass from B. Nix	18	17
		DEN 32	11	50	Qt.4 3:49	W. Lutz: 36 FG	21	17
10/12	at NYJ	DEN 38	7	23	Qt.1 3:57	W. Lutz: 57 FG	3	3
		DEN 31	9	69	Qt.1 4:55	N. Adkins: 16 pass from B. Nix	10	6
		DEN 26	12	65	Qt.4 5:10	W. Lutz: 27 FG	13	11
10/19	NYG	DEN 22	8	78	Qt.3 3:33	Qt.4: T. Franklin: 2 pass from B. Nix	8	19
		DEN 26	13	74	Qt.4 5:01	B. Nix: 7 run	16	26
		NYG 19	4	19	Qt.4 0:56	R. Harvey: 2 pass from B. Nix	23	26
		DEN 32	6	68	Qt.4 0:51	B. Nix: 18 run	30	26
		DEN 23	4	56	Qt.4 0:37	W. Lutz: 39 FG	33	32
10/26	DAL	DEN 26	5	74	Qt.1 2:21	R. Harvey: 40 run	7	3
		DEN 38	4	62	Qt.1 2:39	T. Franklin: 25 pass from B. Nix	14	3
		DEN 35	6	65	Qt.2 3:42	R. Harvey: 1 run	20	10
		DEN 28	7	72	Qt.2 1:35	P. Bryant: 24 pass from B. Nix	27	10
		DAL 46	5	22	Qt.3 2:08	W. Lutz: 42 FG	30	17
		DEN 16	12	84	Qt.3 5:30	Qt.4: T. Franklin: 7 pass from B. Nix	37	17
		DEN 45	8	55	Qt.4 3:01	R. Harvey: 5 pass from B. Nix	44	17
11/2	at HOU	DEN 30	7	70	Qt.2 2:19	C. Sutton: 30 pass from B. Nix	7	6
		DEN 39	8	61	Qt.3 3:51	Qt.4: R. Harvey: 27 pass from B. Nix	15	15
		DEN 36	6	48	Qt.4 0:50	W. Lutz: 34 FG	18	15
11/6	LV	DEN 47	5	53	Qt.2 3:17	T. Franklin: 7 pass from B. Nix	7	7
		LV 12	4	-2	Qt.3 1:24	W. Lutz: 32 FG	10	7
11/16	KC	DEN 35	14	54	Qt.1 7:24	W. Lutz: 29 FG	3	0
		KC 11	4	5	Qt.1 1:28	W. Lutz: 24 FG	6	0
		DEN 11	11	89	Qt.3 6:01	J. McLaughlin: 4 run	13	6
		DEN 20	8	60	Qt.3 2:59	Qt.4: W. Lutz: 38 FG	16	13
		DEN 45	6	19	Qt.4 2:20	W. Lutz: 54 FG	19	19
		DEN 26	10	58	Qt.4 2:59	W. Lutz: 35 FG	22	19
11/30	at WAS	DEN 26	11	59	Qt.1 4:32	W. Lutz: 33 FG	3	0
		DEN 34	13	56	Qt.2 6:30	W. Lutz: 33 FG	6	0
		DEN 36	10	64	Qt.2 1:58	C. Sutton: 11 pass from B. Nix	13	7
		DEN 28	11	72	Qt.3 5:59	R. Harvey: 1 run	20	14
		DEN 24	5	76	OT 3:01	R. Harvey: 5 run	27	20
12/7	at LV	DEN 19	14	81	Qt.1 8:54	B. Nix: 8 run	7	0
		DEN 9	14	91	Qt.3 9:13	R. Harvey: 3 run	21	7
		DEN 5	19	90	Qt.4 10:17	W. Lutz: 23 FG	24	7
12/14	GB	DEN 30	10	70	Qt.2 5:52	M. Bandy: 20 pass from B. Nix	7	6
		DEN 28	6	72	Qt.2 2:33	L. Humphrey: 5 pass from B. Nix	14	13
		DEN 29	7	71	Qt.3 3:39	C. Sutton: 14 pass from B. Nix	21	23
		DEN 30	11	70	Qt.3 4:51	T. Franklin: 23 pass from B. Nix	27	23
		DEN 35	9	65	Qt.4 3:28	R. Harvey: 4 run	34	26
12/21	JAX	DEN 35	5	65	Qt.1 2:21	Qt.2: C. Sutton: 15 pass from B. Nix	7	7
		DEN 32	5	32	Qt.2 2:06	W. Lutz: 54 FG	10	7
		DEN 27	4	73	Qt.3 1:59	R. Harvey: 38 run	17	17
		DEN 32	7	65	Qt.4 2:52	W. Lutz: 21 FG	20	34
12/25	at KC	DEN 35	14	56	Qt.1 8:02	W. Lutz: 27 FG	3	0
		DEN 10	16	79	Qt.2 8:04	W. Lutz: 30 FG	6	7
		DEN 28	14	72	Qt.3 9:47	B. Nix: 9 run	13	10
		DEN 35	14	65	Qt.4 6:18	R. Harvey: 1 pass from B. Nix	20	13
1/4	LAC	DEN 13	15	81	Qt.1 8:52	W. Lutz: 24 FG	3	0
		DEN 40	7	52	Qt.3 3:04	W. Lutz: 26 FG	13	3
		LAC 20	4	-2	Qt.4 1:36	W. Lutz: 41 FG	16	3
		DEN 44	10	52	Qt.4 5:34	W. Lutz: 23 FG	19	3
AVG			8.5	59.0	3:57			
TOTALS			605	4,192	280:42			

## BRONCOS OPPONENTS 2025 REGULAR SEASON SCORING DRIVES





# SCORING DRIVES



DATE	OPP.	DRIVE START	PLAYS	YDS.	Q TIME	SCORING PLAY	DEN	OPP
9/7	TEN	TEN 35	7	33	Qt.1 3:02	J. Slye: 50 FG	0	3
		DEN 38	8	23	Qt.2 4:47	J. Slye: 33 FG	3	6
		DEN 24	1	0	Qt.2 0:14	J. Slye: 42 FG	10	9
		DEN 26	4	9	Qt.3 2:09	J. Slye: 35 FG	10	12
9/14	at IND	IND 28	9	61	Qt.1 3:09	S. Shrader: 29 FG	0	3
		IND 30	8	55	Qt.1 4:05	S. Shrader: 33 FG	7	6
		IND 15	7	85	Qt.1 3:30	Qt.2: D. Jones: 1 run	7	13
		IND 19	6	81	Qt.2 1:32	J. Taylor: 7 pass from D. Jones	21	20
		IND 40	10	42	Qt.3 5:31	S. Shrader: 36 FG	28	23
		IND 9	7	81	Qt.4 2:52	S. Shrader: 28 FG	28	26
		IND 32	9	41	Qt.4 3:15	S. Shrader: 45 FG	28	29
9/21	at LAC	LAC 31	8	56	Qt.1 3:06	C. Dicker: 32 FG	0	3
		LAC 46	9	54	Qt.2 3:57	O. Hampton: 3 run	0	10
		LAC 25	14	69	Qt.3 6:27	C. Dicker: 24 FG	17	13
		LAC 24	7	76	Qt.4 2:31	K. Allen: 20 pass from J. Herbert	20	20
		LAC 32	8	43	Qt.4 1:43	C. Dicker: 43 FG	20	23
9/29	CIN	CIN 30	12	62	Qt.1 5:52	E. McPherson: 26 FG	0	3
10/5	at PHI	PHI 17	12	70	Qt.1 6:20	J. Elliott: 31 FG	3	3
		PHI 10	7	90	Qt.2 4:32	D. Goedert: 2 pass from J. Hurts	3	10
		PHI 26	4	74	Qt.3 1:37	S. Barkley: 47 pass from J. Hurts	3	17
10/12	at NYJ	DEN 37	4	3	Qt.1 2:22	N. Folk: 52 FG	0	3
		DEN 24	4	1	Qt.1 2:08	N. Folk: 41 FG	3	6
		NYJ 43	10	37	Qt.3 4:35	N. Folk: 38 FG	10	9
10/19	NYG	NYG 23	4	77	Qt.1 1:31	D. Bellingher: 44 pass from J. Dart	0	7
		NYG 18	10	82	Qt.2 5:59	C. Skattebo: 13 pass from J. Dart	0	13
		NYG 41	7	59	Qt.3 3:23	T. Tracy Jr.: 31 run	0	19
		NYG 33	6	67	Qt.4 3:54	T. Johnson: 41 pass from J. Dart	8	26
		NYG 35	7	65	Qt.4 1:14	J. Dart: 1 run	30	32
10/26	DAL	DAL 48	8	46	Qt.1 3:01	B. Aubrey: 24 FG	0	3
		DAL 41	11	59	Qt.2 6:15	J. Williams: 1 run	14	10
		DAL 35	13	65	Qt.3 6:50	J. Williams: 1 run	27	17
		DAL 35	6	65	Qt.4 2:30	J. Tolbert: 35 pass from J. Milton	44	24
11/2	at HOU	HOU 41	8	54	Qt.1 4:23	K. Fairbairn: 23 FG	0	3
		HOU 49	10	28	Qt.2 5:25	K. Fairbairn: 41 FG	0	6
		HOU 27	9	53	Qt.2 3:00	K. Fairbairn: 38 FG	7	9
		DEN 30	4	9	Qt.2 0:39	K. Fairbairn: 40 FG	7	12
		DEN 47	6	24	Qt.3 2:51	K. Fairbairn: 41 FG	7	15
11/6	LV	DEN 41	8	41	Qt.1 4:05	A. Jeanty: 4 run	0	7
11/16	KC	KC 29	9	59	Qt.1 4:04	H. Butker: 31 FG	6	3
		KC 11	16	77	Qt.2 9:32	H. Butker: 31 FG	6	6
		KC 25	6	75	Qt.3 3:14	K. Hunt: 2 run	13	13
		KC 27	6	73	Qt.4 2:53	T. Kelce: 21 pass from P. Mahomes	16	19
11/30	at WAS	WAS 29	11	71	Qt.2 5:30	C. Rodriguez Jr.: 8 run	6	7
		WAS 28	10	72	Qt.3 5:02	T. Burks: 5 pass from M. Mariota	13	14
		DEN 36	5	16	Qt.4 1:29	J. Moody: 38 FG	20	17
		WAS 15	18	71	Qt.4 3:00	J. Moody: 32 FG	20	20
		WAS 35	11	65	OT 4:12	T. McLaurin: 3 pass from M. Mariota	27	26
12/7	at LV	LV 30	10	70	Qt.1 6:06	B. Bowers: 15 pass from G. Smith	7	7
		LV 35	6	65	Qt.4 1:39	S. Jackson: 25 pass from K. Pickett	24	14
		LV 28	6	44	Qt.4 0:58	D. Carlson: 46 FG	24	17
12/14	GB	GB 48	8	17	Qt.1 4:38	B. McManus: 53 FG	0	3
		GB 3	10	89	Qt.1 5:45	Qt.2: B. McManus: 26 FG	0	6
		GB 25	9	75	Qt.2 3:50	J. Jacobs: 14 pass from J. Love	7	13
		GB 14	8	70	Qt.2 1:54	B. McManus: 35 FG	14	16
		GB 29	3	71	Qt.3 1:01	J. Jacobs: 40 run	14	23
		GB 35	9	46	Qt.4 4:05	B. McManus: 37 FG	27	26
12/21	JAX	JAX 34	10	66	Qt.1 5:04	P. Washington: 12 pass from T. Lawrence	0	7
		JAX 41	8	59	Qt.2 4:37	B. Strange: 3 pass from T. Lawrence	10	14
		JAX 13	9	58	Qt.2 1:48	C. Little: 47 FG	10	17
		JAX 25	9	75	Qt.3 5:17	T. Lawrence: 1 run	17	24
		JAX 20	4	80	Qt.3 2:07	T. Etienne Jr.: 10 pass from T. Lawrence	17	31
		DEN 34	7	27	Qt.3 3:25	Qt.4: C. Little: 26 FG	17	34
12/25	at KC	DEN 35	10	35	Qt.1 5:04	Qt.2: B. Smith: 5 pass from C. Oladokun	3	7
		KC 37	6	28	Qt.3 3:18	H. Butker: 53 FG	6	10
		DEN 45	6	16	Qt.4 2:56	H. Butker: 47 FG	13	13
1/4	LAC	LAC 37	12	51	Qt.2 2:53	C. Dicker: 30 FG	10	3
AVG			8.1	54.0	3:37			
TOTALS			534	3,561	239:37			



# DRIVE EFFICIENCY



## 2025 REGULAR SEASON GXG DRIVES

DATE	OPPONENT	STARTING QB	POSS	TD	PAT	2-PT	M-2PT	FG	FGA	MFG	BK-FG	PUNT	INT	FUM	SAF	DWNS	HF	GM	PTS	TD%	SCORE%	PTS/POSS
9/7	Tennessee	B. Nix	14	2	2	0	0	2	2	0	0	3	2	2	0	2	1	1	20	14.3	28.6	1.43
9/14	at Indianapolis	B. Nix	9	4	4	0	0	0	1	1	0	3	1	0	0	0	0	0	28	44.4	44.4	3.11
9/21	at L.A. Chargers	B. Nix	12	2	2	0	0	2	2	0	0	7	0	0	0	0	1	0	20	16.7	33.3	1.67
9/29	Cincinnati	B. Nix	10	4	4	0	0	0	0	0	0	4	1	0	0	0	0	1	28	40.0	40.0	2.80
10/5	at Philadelphia	B. Nix	11	2	2	1	1	2	2	0	0	7	0	0	0	0	0	0	21	18.2	36.4	1.91
10/12	at N.Y. Jets	B. Nix	11	1	1	0	0	2	2	0	0	6	0	1	0	0	0	1	13	9.1	36.4	1.18
10/19	N.Y. Giants	B. Nix	13	4	4	2	2	1	1	0	0	6	0	0	0	1	1	0	33	30.8	38.5	2.54
10/26	Dallas	B. Nix	12	6	5	1	0	1	1	0	0	2	1	0	0	0	1	1	44	50.0	58.3	3.67
11/2	at Houston	B. Nix	13	2	2	1	1	1	2	1	1	8	1	1	0	0	0	0	18	15.4	23.1	1.38
11/6	Las Vegas	B. Nix	13	1	1	0	0	1	2	1	0	7	2	0	0	0	0	1	10	7.7	15.4	0.77
11/16	Kansas City	B. Nix	10	1	1	0	0	5	5	0	0	4	0	0	0	0	0	0	22	10.0	60.0	2.20
11/30	at Washington	B. Nix	10	3	3	0	0	2	2	0	0	4	1	0	0	0	0	0	27	30.0	50.0	2.70
12/7	at Las Vegas	B. Nix	7	2	3	0	0	1	1	0	0	1	0	0	0	2	1	0	17	28.6	42.9	2.43
12/14	Green Bay	B. Nix	11	5	4	1	0	0	0	0	0	2	0	1	0	2	1	1	34	45.5	45.5	3.09
12/21	Jacksonville	B. Nix	12	2	2	0	0	2	3	1	0	3	1	1	0	1	0	1	20	16.7	33.3	1.67
12/25	at Kansas City	B. Nix	8	2	2	0	0	2	2	0	0	2	1	0	0	0	0	1	20	25.0	50.0	2.50
1/4	L.A. Chargers	B. Nix	12	0	1	0	0	4	4	0	0	6	0	0	0	0	1	1	12	0.0	33.3	1.00
B. NIX TOTALS:			188	43	43	6	4	28	32	4	1	75	11	6	0	8	7	9	387	22.9	38.3	2.06
2025 TOTALS			188	43	43	6	4	28	32	4	1	75	11	6	0	8	7	9	387	22.9	38.3	2.06

Report only includes Starting QB stats.

## OPPONENTS GXG DRIVES

DATE	OPPONENT	STARTING QB	POSS	TD	PAT	2-PT	M-2PT	FG	FGA	MFG	BK-FG	PUNT	INT	FUM	SAF	DWNS	HF	GM	PTS	TD%	SCORE%	PTS/POSS
9/7	Tennessee	C. Ward	14	0	0	0	0	4	4	0	0	8	0	2	0	0	0	0	12	0.0	28.6	0.86
9/14	at Indianapolis	D. Jones	10	2	2	0	0	5	5	0	0	0	0	0	0	2	1	0	29	20.0	70.0	2.90
9/21	at L.A. Chargers	J. Herbert	11	2	2	0	0	3	3	0	0	5	1	1	0	0	0	0	23	18.2	45.5	2.09
9/29	Cincinnati	J. Browning	10	0	0	0	0	1	1	0	0	8	0	0	0	0	1	0	3	0.0	10.0	0.30
10/5	at Philadelphia	J. Hurts	12	2	2	0	0	1	1	0	0	7	0	0	0	0	1	1	17	16.7	25.0	1.42
10/12	at N.Y. Jets	J. Fields	12	0	0	0	0	3	3	0	0	7	0	0	1	1	1	0	9	0.0	25.0	0.75
10/19	N.Y. Giants	J. Dart	12	5	2	1	0	0	0	0	0	6	1	0	0	0	0	0	32	41.7	41.7	2.67
10/26	Dallas	D. Prescott	11	3	3	0	0	1	1	0	0	5	2	0	0	0	0	0	24	27.3	36.4	2.18
11/2	at Houston	C. Stroud	14	0	0	0	0	5	6	1	0	8	0	0	0	0	0	0	15	0.0	35.7	1.07
11/6	Las Vegas	G. Smith	13	1	1	0	0	0	1	1	0	8	1	0	0	1	1	0	7	7.7	7.7	0.54
11/16	Kansas City	P. Mahomes	10	2	1	0	0	2	2	0	0	4	1	0	0	1	0	0	19	20.0	40.0	1.90
11/30	at Washington	M. Mariota	11	3	2	1	0	2	2	0	0	4	1	0	0	0	1	0	26	27.3	45.5	2.36
12/7	at Las Vegas	G. Smith	8	2	2	0	0	1	1	0	0	3	0	0	0	2	0	0	17	25.0	37.5	2.13
12/14	Green Bay	J. Love	11	2	2	0	0	4	4	0	0	1	2	0	0	2	0	0	26	18.2	54.5	2.36
12/21	Jacksonville	T. Lawrence	12	4	4	0	0	2	2	0	0	6	0	0	0	0	0	0	34	33.3	50.0	2.83
12/25	at Kansas City	C. Oladokun	8	1	1	0	0	2	2	0	0	3	0	0	0	1	1	0	13	12.5	37.5	1.63
1/4	L.A. Chargers	T. Lance	12	0	0	0	0	1	1	0	0	7	1	1	0	2	0	0	3	0.0	8.3	0.25
2025 TOTALS			191	29	24	2	0	37	39	2	0	90	10	4	1	12	7	1	309	15.2	34.6	1.62

Report only includes Starting QB stats.



# SCORING BREAKDOWN



DATE	OPPONENT	BRONCOS							TOTAL
		FIRST QUARTER	SECOND QUARTER	FIRST HALF	THIRD QUARTER	FOURTH QUARTER	SECOND HALF	OVERTIME	
09/07	Tennessee	3	7	10	3	7	10	--	20
09/14	at Indianapolis	7	14	21	7	0	7	--	28
09/21	at L.A. Chargers	0	7	7	10	3	13	--	20
09/29	Cincinnati	7	14	21	0	7	7	--	28
10/05	at Philadelphia	3	0	3	0	18	18	--	21
10/12	at N.Y. Jets	10	0	10	0	3	3	--	13
10/19	N.Y. Giants	0	0	0	0	33	33	--	33
10/26	Dallas	14	13	27	3	14	17	--	44
11/02	at Houston	0	7	7	0	11	11	--	18
11/06	Las Vegas	0	7	7	3	0	3	--	10
11/16	Kansas City	6	0	6	7	9	16	--	22
11/30	at Washington	3	10	13	7	0	7	7	27
12/07	at Las Vegas	7	7	14	7	3	10	--	24
12/14	Green Bay	0	14	14	13	7	20	--	34
12/21	Jacksonville	0	10	10	7	3	10	--	20
12/25	at Kansas City	3	3	6	7	7	14	--	20
01/04	L.A. Chargers	10	0	10	3	6	9	--	19
2025 REGULAR SEASON TOTALS		73	113	186	77	131	208	7	401

DATE	OPPONENT	OPPONENTS							TOTAL
		FIRST QUARTER	SECOND QUARTER	FIRST HALF	THIRD QUARTER	FOURTH QUARTER	SECOND HALF	OVERTIME	
09/07	Tennessee	3	6	9	3	0	3	--	12
09/14	at Indianapolis	6	14	20	3	6	9	--	29
09/21	at L.A. Chargers	3	7	10	3	10	13	--	23
09/29	Cincinnati	3	0	3	0	0	0	--	3
10/05	at Philadelphia	3	7	10	7	0	7	--	17
10/12	at N.Y. Jets	6	0	6	5	0	5	--	11
10/19	N.Y. Giants	7	6	13	6	13	19	--	32
10/26	Dallas	3	7	10	7	7	14	--	24
11/02	at Houston	3	9	12	3	0	3	--	15
11/06	Las Vegas	7	0	7	0	0	0	--	7
11/16	Kansas City	3	3	6	7	6	13	--	19
11/30	at Washington	0	7	7	7	6	13	6	26
12/07	at Las Vegas	7	0	7	0	10	10	--	17
12/14	Green Bay	3	13	16	7	3	10	--	26
12/21	Jacksonville	7	10	17	14	3	17	--	34
12/25	at Kansas City	0	7	7	3	3	6	--	13
01/04	L.A. Chargers	0	3	3	0	0	0	--	3
2025 REGULAR SEASON TOTALS		64	99	163	75	67	142	6	311

## 2025 REGULAR SEASON

DATE	OPPONENT	BRONCOS								OPPONENT							
		FIRST HALF				SECOND HALF				FIRST HALF				SECOND HALF			
		PLAYS	YDS	TIME	RESULT	PLAYS	YDS	TIME	RESULT	PLAYS	YDS	TIME	RESULT	PLAYS	YDS	TIME	RESULT
09/07	Titans	10	44	3:23	FG	2	6	0:55	INT	7	33	3:02	FG	4	9	2:09	FG
09/14	at Colts	6	64	3:27	TD	7	60	3:47	TD	9	61	3:09	FG	10	42	5:31	FG
09/21	at Chargers	3	7	1:38	Punt	3	66	1:20	TD	8	56	3:06	FG	0	0	0:08	FUM
09/29	Bengals	3	8	2:20	Punt	5	14	2:25	Punt	12	62	5:52	FG	3	8	1:36	Punt
10/05	at Eagles	3	6	1:40	Punt	9	40	6:05	Punt	3	3	1:12	Punt	4	74	1:37	TD
10/12	at Jets	3	10	1:38	FUM	3	6	1:37	Punt	4	3	2:22	FG	10	37	4:35	FG
10/19	Giants	3	0	0:22	Punt	5	15	2:17	Punt	6	24	2:15	Punt	10	43	5:41	Punt
10/26	Cowboys	3	18	1:25	INT	5	22	2:08	FG	8	46	3:01	FG	13	65	6:50	TD
11/02	at Texans	8	26	2:57	Miss FG	5	13	2:51	Punt	14	32	7:36	Miss FG	6	24	2:51	FG
11/06	Raiders	3	9	2:07	Punt	3	-2	1:10	Punt	8	23	5:46	Punt	3	8	1:30	Punt
11/16	Chiefs	14	54	7:24	FG	11	89	6:01	TD	4	11	1:15	Punt	9	47	4:56	INT
11/30	at Commanders	11	59	4:32	FG	11	72	5:59	TD	10	40	5:52	Punt	10	72	5:02	TD
12/07	at Raiders	14	81	8:54	TD	14	91	9:13	TD	10	70	6:06	TD	3	2	1:42	Punt
12/14	Packers	6	22	3:20	FUM	3	1	1:04	Punt	8	17	4:38	FG	3	71	1:01	TD
12/21	Jaguars	3	7	1:35	Punt	4	73	1:59	TD	3	5	1:35	Punt	9	75	5:17	TD
12/25	at Chiefs	14	56	8:02	FG	14	72	9:47	TD	6	15	3:12	Punt	6	28	3:18	FG
01/04	Chargers	15	81	8:52	FG	3	6	0:52	Punt	3	6	1:02	Punt	3	2	0:57	Punt

(AS OF JAN 20, 2026, 1:40 PM PST)

## 2025 : REGULAR SEASON

DATE	OPPONENT	W/L/T	BRONCOS							OPPONENTS							POINT DIFF	OVERALL RECORD
			1ST	2ND	3RD	4TH	OT	TOTAL	1ST	2ND	3RD	4TH	OT	TOTAL				
9/7	Tennessee	W	3	7	3	7	--	20	3	6	3	0	--	12	+8	1-0		
9/14	at Indianapolis	L	7	14	7	0	--	28	6	14	3	6	--	29	-1	1-1		
9/21	at L.A. Chargers	L	0	7	10	3	--	20	3	7	3	10	--	23	-3	1-2		
9/29	Cincinnati	W	7	14	0	7	--	28	3	0	0	0	--	3	+25	2-2		



# SCORING BREAKDOWN



10/5	at Philadelphia	W	3	0	0	18	--	21	3	7	7	0	--	17	+4	3-2
10/12	at N.Y. Jets	W	10	0	0	3	--	13	6	0	5	0	--	11	+2	4-2
10/19	N.Y. Giants	W	0	0	0	33	--	33	7	6	6	13	--	32	+1	5-2
10/26	Dallas	W	14	13	3	14	--	44	3	7	7	7	--	24	+20	6-2
11/2	at Houston	W	0	7	0	11	--	18	3	9	3	0	--	15	+3	7-2
11/6	Las Vegas	W	0	7	3	0	--	10	7	0	0	0	--	7	+3	8-2
11/16	Kansas City	W	6	0	7	9	--	22	3	3	7	6	--	19	+3	9-2
11/30	at Washington	W	3	10	7	0	7	27	0	7	7	6	6	26	+1	10-2
12/7	at Las Vegas	W	7	7	7	3	--	24	7	0	0	10	--	17	+7	11-2
12/14	Green Bay	W	0	14	13	7	--	34	3	13	7	3	--	26	+8	12-2
12/21	Jacksonville	L	0	10	7	3	--	20	7	10	14	3	--	34	-14	12-3
12/25	at Kansas City	W	3	3	7	7	--	20	0	7	3	3	--	13	+7	13-3
1/4	L.A. Chargers	W	10	0	3	6	--	19	0	3	0	0	--	3	+16	14-3
2025 TOTALS		14-3	73	113	77	131	7	401	64	99	75	67	6	311	90	14-3
AVG/GAME			4.3	6.6	4.5	7.7	7.0	23.6	3.8	5.8	4.4	3.9	6.0	18.3	5.3	





# TEAM RANKINGS



## NATIONAL FOOTBALL LEAGUE

	OFFENSE				DEFENSE		
	TOTAL	RUSH	PASS	TOTAL	RUSH	PASS	
ARI .....	19	31	7	27	25	24	
ATL .....	14	8	19	15	24	13	
BAL .....	16	2	27	24	10	30	
BUF .....	4	*1	15	7	28	*1	
CAR .....	27	19	26	16	20	15	
CHI .....	6	3	10	29	27	22	
CIN .....	17	29	6	31	32	26	
CLE .....	30	27	31	4	16	3	
DAL .....	2	9	2	30	23	32	
<b>DEN</b> .....	<b>10</b>	<b>16</b>	<b>11</b>	<b>2</b>	<b>2</b>	<b>7</b>	
DET .....	5	14	3	18	14	20	
GB .....	15	15	17	12	18	11	
HOU .....	18	22	14	*1	4	6	
IND .....	9	17	9	23	7	31	
JAX .....	11	20	12	11	*1	21	
KC .....	20	25	16	10	9	12	
LV .....	32	32	28	14	17	14	
LAC .....	12	12	18	5	8	5	
LAR .....	*1	7	*1	17	12	19	
MIA .....	26	13	25	22	26	18	
MIN .....	28	23	29	3	21	2	
NE .....	3	6	4	8	6	9	
NO .....	23	28	13	9	19	4	
NYG .....	13	5	21	28	31	16	
NYJ .....	29	10 T	32	25	29	17	
PHI .....	24	18	23	13	22	8	
PIT .....	25	26	22	26	13	29	
SF .....	7	24	5	20	11	25	
SEA .....	8	10 T	8	6	3	10	
TB .....	21	21	20	19	5	27	
TEN .....	31	30	30	21	15	23	
WAS .....	22	4	24	32	30	28	

\* = NFL leader | T = Tied for position

## AMERICAN FOOTBALL CONFERENCE

	OFFENSE				DEFENSE		
	TOTAL	RUSH	PASS	TOTAL	RUSH	PASS	
BAL .....	7	2	12	13	8	15	
BUF .....	2	*1	7	5	14	*1	
CIN .....	8	14	2	16	16	13	
CLE .....	14	13	15	3	11	2	
<b>DEN</b> .....	<b>4</b>	<b>7</b>	<b>4</b>	<b>2</b>	<b>2</b>	<b>5</b>	
HOU .....	9	10	6	*1	3	4	
IND .....	3	8	3	12	5	16	
JAX .....	5	9	5	8	*1	11	
KC .....	10	11	8	7	7	7	
LV .....	16	16	13	9	12	8	
LAC .....	6	5	9	4	6	3	
MIA .....	12	6	11	11	13	10	
NE .....	*1	3	*1	6	4	6	
NYJ .....	13	4	16	14	15	9	
PIT .....	11	12	10	15	9	14	
TEN .....	15	15	14	10	10	12	



# WEEK-BY-WEEK NFL RANKINGS



## 2025 REGULAR SEASON

		OFFENSE				DEFENSE			
DATE	OPPONENT	TOTAL	RUSH	PASS	*POINTS SCORED	TOTAL	RUSH	PASS	*POINTS SCORED
09/07	Tennessee	T-14	7	21	T-15	1	8	1	5
09/14	at Indianapolis	T-17	10	25	T-9	12	20	9	T-14
09/21	at L.A. Chargers	T-19	8	25	17	19	20	18	16
09/29	Cincinnati	9	5	16	T-16	10	11	T-9	T-2
10/05	at Philadelphia	10	4	15	18	5	5	8	2
10/12	at N.Y. Jets	15	7	16	T-20	2	6	3	2
10/19	N.Y. Giants	12	6	T-15	17	3	9	6	4
10/26	Dallas	9	T-3	14	10	5	10	7	5
11/02	at Houston	13	7	17	14	3	8	6	4
11/06	Las Vegas	13	9	18	17	3	4	6	3
11/16	Kansas City	13	11	17	17	3	4	5	3
11/30	at Washington	12	14	14	13	5	5	9	4
12/07	at Las Vegas	10	14	13	T-14	3	2	10	4
12/14	Green Bay	11	17	11	12	5	2	11	T-3
12/21	Jacksonville	10	18	8	13	4	2	10	5
12/25	at Kansas City	9	19	9	14	3	2	8	4
01/04	L.A. Chargers	10	16	11	14	2	2	7	3

\*Points per game



# BIG RUN PLAYS (10+ YARDS) AND BIG PASS PLAYS (20+ YARDS)



## 2025 REGULAR SEASON - BIG RUN PLAYS (10+ YARDS)

DATE	OPP.	QTR	BRONCOS PLAYER	YDS.	QTR	OPP. PLAYER	YDS.
9/7	Tennessee	3	Nix	11		NONE	
		4	Harvey	50			
		4	<b>Dobbins</b>	<b>19T</b>			
		4	Dobbins	12			
9/14	at Indianapolis	1	Dobbins	18	3	Taylor	10
		2	Franklin	11	4	Taylor	68
		3	Nix	18	4	Taylor	10
		4	Dobbins	23			
9/21	at L.A. Chargers	3	Dobbins	41	1	Hampton	11
		3	<b>Dobbins</b>	<b>19T</b>	3	Hampton	11
		3	Dobbins	11			
		4	Nix	12			
9/29	Cincinnati	2	<b>Mims Jr.</b>	<b>16T</b>		NONE	
		2	Dobbins	12			
		4	Dobbins	11			
		4	Dobbins	10			
		4	Dobbins	16			
10/5	at Philadelphia	2	Dobbins	10	1	Barkley	17
		3	Nix	14			
		3	Dobbins	17			
		4	Dobbins	13			
10/12	at N.Y. Jets	1	Nix	11		NONE	
10/19	N.Y. Giants	1	Mims Jr.	13	3	<b>Tracy Jr.</b>	<b>31T</b>
		3	Dobbins	32	4	Skattebo	18
		4	Nix	21			
		4	<b>Nix</b>	<b>18T</b>			
10/26	Dallas	1	<b>Harvey</b>	<b>40T</b>	2	Blue	14
		1	Dobbins	21			
		2	Dobbins	15			
		3	Dobbins	25			
		4	Dobbins	15			
11/2	at Houston	1	Dobbins	12		NONE	
		4	Nix	25			
11/6	Las Vegas	2	Dobbins	13	1	Jeanty	10
11/16	Kansas City		NONE		4	Hunt	11
11/30	at Washington	1	Harvey	11	1	Rodriguez Jr.	11
		3	Nix	11	1	McNichols	16
		4	McLaughlin	14	2	Croskey-Merritt	12
					2	Mariota	12
					3	Mariota	19
					4	Mariota	11
12/7	at Las Vegas	1	Harvey	11		NONE	
		1	Harvey	15			
		3	McLaughlin	11			
		3	Prentice	18			
12/14	Green Bay		NONE		2	Jacobs	11
					3	<b>Jacobs</b>	<b>40T</b>
					3	Love	24
12/21	Jacksonville	1	McLaughlin	16	2	Etienne Jr.	24
		2	Nix	12	4	Lawrence	10
		3	<b>Harvey</b>	<b>38T</b>	4	Etienne Jr.	11
12/25	at Kansas City	2	Nix	14	2	Pacheco	13
		2	McLaughlin	15	4	Hunt	14
		4	Harvey	11			
1/4	L.A. Chargers	1	Nix	22	1	Patterson	12
		1	Harvey	11	2	Lance	11
		1	McLaughlin	10	4	Lance	22
		2	Nix	11	4	Lance	10
					4	Lance	15
<b>TOTALS</b>		<b>51 - 876 (17.2), 6 TDS</b>			<b>30 - 509 (17.0), 2 TDS</b>		



# BIG RUN PLAYS (10+ YARDS) AND BIG PASS PLAYS (20+ YARDS)



## 2025 REGULAR SEASON - BIG PASS PLAYS (20+ YARDS)

DATE	OPPONENT	QTR	BRONCOS PLAYER	YDS.	QTR	OPP. PLAYER	YDS.
9/7	Tennessee	2	<b>Nix -&gt; Sutton</b>	<b>22T</b>	1	Ward -> Pollard	29
9/14	at Indianapolis	1	<b>Nix -&gt; Mims Jr.</b>	<b>23T</b>	1	Jones -> Warren	41
		2	Nix -> Franklin	42	1	Jones -> Taylor	43
9/21	at L.A. Chargers	2	<b>Nix -&gt; Sutton</b>	<b>52T</b>	2	Jones -> Pierce	44
			Nix -> Sutton	22	1	Herbert -> Johnston	37
					2	Herbert -> Johnston	22
					4	Herbert -> Hampton	22
9/29	Cincinnati	4	<b>Herbert -&gt; Allen</b>	<b>20T</b>	4	<b>Herbert -&gt; Allen</b>	<b>20T</b>
		1	Nix -> Trautman	26	3	Browning -> Iosivas	22
		2	Nix -> Sutton	22			
		2	Nix -> Franklin	23			
		2	Nix -> Mims Jr.	28			
10/5	at Philadelphia	2	<b>Nix -&gt; Sutton</b>	<b>20T</b>			
		1	Nix -> Franklin	20	2	Hurts -> Smith	52
		4	Nix -> Sutton	34	3	Hurts -> Smith	21
					3	<b>Hurts -&gt; Barkley</b>	<b>47T</b>
10/12	at N.Y. Jets	4	Nix -> Mims Jr.	26	4	Hurts -> Dotson	24
10/19	N.Y. Giants	2	Nix -> Sutton	32		NONE	
		4	Nix -> Mims Jr.	31	1	Dart -> Robinson	23
		4	Nix -> Engram	20	1	<b>Dart -&gt; Bellinger</b>	<b>44T</b>
		4	Nix -> Mims Jr.	29	2	Dart -> Bellinger	29
		4	Nix -> Sutton	22	4	<b>Dart -&gt; Johnson</b>	<b>41T</b>
10/26	Dallas	1	Nix -> Franklin	26	1	Prescott -> Lamb	29
		1	<b>Nix -&gt; Franklin</b>	<b>25T</b>	4	<b>Milton -&gt; Tolbert</b>	<b>35T</b>
		2	<b>Nix -&gt; Bryant</b>	<b>24T</b>			
		4	Nix -> Sutton	39			
11/2	at Houston	2	Nix -> Trautman	21	1	Stroud -> Schultz	47
		2	<b>Nix -&gt; Sutton</b>	<b>30T</b>	2	Mills -> Collins	26
		4	<b>Nix -&gt; Harvey</b>	<b>27T</b>			
11/6	Las Vegas	2	Nix -> Bryant	43	2	Smith -> Bowers	31
					4	Smith -> Tucker	25
11/16	Kansas City	1	Nix -> Sutton	21	3	Mahomes -> Thornton	61
		3	Nix -> Franklin	35	4	<b>Mahomes -&gt; Kelce</b>	<b>21T</b>
		3	Nix -> Bryant	48			
		4	Nix -> Sutton	20			
		4	Nix -> Franklin	32			
11/30	at Washington	2	Nix -> Trautman	22	2	Mariota -> Ertz	21
		3	Nix -> Sutton	31	5	Mariota -> McLaurin	20
		3	Nix -> Bryant	21	5	Mariota -> Samuel Sr.	38
		5	Nix -> Engram	41			
12/7	at Las Vegas	NONE			4	<b>Pickett -&gt; Jackson</b>	<b>25T</b>
					4	Pickett -> Lockett	26
12/14	Green Bay	2	<b>Nix -&gt; Bandy</b>	<b>20T</b>	1	Love -> Musgrave	26
		2	Nix -> Sutton	42	1	Love -> Doubs	26
		3	Nix -> Humphrey	22	2	Love -> Reed	29
		3	<b>Nix -&gt; Franklin</b>	<b>23T</b>	4	Love -> Golden	27
		4	Nix -> Sutton	26			
12/21	Jacksonville	1	Nix -> Engram	33	1	Lawrence -> Washington	21
		2	Nix -> Mims Jr.	26	2	Lawrence -> Strange	23
		4	Nix -> Franklin	48	2	Lawrence -> Meyers	25
		4	Nix -> Harvey	32	3	Lawrence -> Washington	20
		4	Nix -> Sutton	21	3	Lawrence -> Washington	63
12/25	at Kansas City	3	Nix -> Sutton	23	3	Lawrence -> Washington	24
1/4	L.A. Chargers	3	Nix -> Engram	37		NONE	
<b>TOTALS</b>		<b>47 - 1,353 (28.8), 10 TDS</b>			<b>40 - 1,250 (31.3), 7 TDS</b>		





# TURNOVER CHART



2025 REGULAR SEASON - DEFENSIVE TAKEAWAYS						
DATE	OPPONENT	TAKEAWAY	QTR.	SCORE	YD-LINE	RESULT
09/07	Tennessee	B. Jones FR (T. Hufanga FF) J. Barron FR (J. McMillian FF)	2 4	3-3 20-12	DEN-32 TEN-34	Punt EOG
09/14	at Indianapolis	None				
09/21	at L.A. Chargers	B. Jones INT (J. Herbert)	2	0-3	DEN-9	Punt
09/29	Cincinnati	None				
10/05	at Philadelphia	None				
10/12	at N.Y. Jets	None				
10/19	N.Y. Giants	J. Strnad INT (J. Dart)	4	16-26	NYG-40	TD
10/26	Dallas	J. Barron INT (D. Prescott) D. Tillman INT (D. Prescott)	2 4	27-10 37-17	DEN-22 DEN-9	End of Half TD
11/02	at Houston	None				
11/06	Las Vegas	D. Tillman INT (G. Smith)	3	7-7	DEN-44	Punt
11/16	Kansas City	J. McMillian INT (P. Mahomes)	3	6-6	DEN-5	TD
11/30	at Washington	D. Greenlaw INT (M. Mariota)	2	3-0	DEN-7	FG
12/07	at Las Vegas	None				
12/14	Green Bay	P. Surtain II INT (J. Love) R. Moss INT (J. Love)	3 4	14-23 34-26	DEN-29 DEN-48	TD Downs
12/21	Jacksonville	None				
12/25	at Kansas City	None				
01/04	L.A. Chargers	J. McMillian INT (T. Lance) S. Jones FR (N. Bonitto FF)	1 4	10-0 13-3	LAC-45 LAC-20	TD FG

2025 REGULAR SEASON - OFFENSIVE GIVEAWAYS						
DATE	OPPONENT	TAKEAWAY	QTR.	SCORE	YD-LINE	RESULT
09/07	Tennessee	B. Nix INT (R. McCreary) B. Nix fumble (J. Simmons FF; S. Joseph-Day FR) B. Nix INT (X. Woods)	1 2 3	3-3 3-3 10-9	TEN-46 DEN-38 DEN-42	Fumble FG FG
09/14	at Indianapolis	B. Nix INT (C. Bynum)	4	28-23	IND-9	FG
09/21	at L.A. Chargers	None				
09/29	Cincinnati	B. Nix INT (D. Knight Jr.: touchback)	2	14-3	CIN-(-5)	Punt
10/05	at Philadelphia	None				
10/12	at N.Y. Jets	T. Franklin fumble (J. Brownlee Jr. FF; A. Cisco FR)	1	0-0	DEN-37	FG
10/19	N.Y. Giants	None				
10/26	Dallas	B. Nix INT (T. Bridges)	1	0-0	DAL-41	FG
11/02	at Houston	B. Nix INT (C. Bullock)	2	0-3	HST-49	FG
11/06	Las Vegas	B. Nix INT (K. Kelly) B. Nix INT (K. Kelly)	2 4	7-7 10-7	LV-10 DEN-45	End of Half Missed FG
11/16	Kansas City	None				
11/30	at Washington	B. Nix INT (B. Wagner)	4	20-14	DEN-42	FG
12/07	at Las Vegas	None				
12/14	Green Bay	R. Harvey fumble (M. Parsons FF; E. Cooper FR)	1	0-0	GB-48	FG
12/21	Jacksonville	B. Nix fumble (E. Ogbah FR) B. Nix INT (J. Jones)	3 4	17-31 20-34	DEN-34 JAX-30	FG Punt
12/25	at Kansas City	B. Nix INT (N. Bolton)	1	3-0	DEN-35	TD
01/04	L.A. Chargers	None				

2025 REGULAR SEASON - SPECIAL TEAMS/MISC TAKEAWAYS						
DATE	OPPONENT	TAKEAWAY	QTR.	SCORE	YD-LINE	RESULT
09/21	at L.A. Chargers	J. Skinner FR (J. Elliss FF)	3	14-10	LAC-30	FG

2025 REGULAR SEASON - SPECIAL TEAMS/MISC GIVEAWAYS						
DATE	OPPONENT	TAKEAWAY	QTR.	SCORE	YD-LINE	RESULT
09/07	Tennessee	M. Mims Jr.; D. Mausi FR	4	13-12	DEN-24	Punt
11/02	at Houston	M. Bandy; J. Smith FR	2	7-9	DEN-30	FG

2025 REGULAR SEASON - TURNOVERS		
<b>Offense:</b>	15 Giveaways 34 Points (1 TD, 9 FG)	<b>Ratio</b> -3 (14 takes, 17 gives)
<b>Defense:</b>	13 Takeaways 41 Points (5 TD, 2 FG)	
<b>Special Teams:</b>	2 Giveaways 3 Points (0 TD, 1 FG) 1 Takeaway 3 Points (0 TD, 1 FG)	<b>Points Off Turnovers Ratio</b> +7 (44 scored, 37 allowed)



# TAKEAWAY/GIVEAWAY CHART - TEAM AND OPPONENT



DATE	OPPONENT	FORCED TURNOVERS			TURNOVERS CONVERTED					OUTCOME	
		FUM	INTS	TOTAL	TD	FG	PTS.	PTS. PCT.	TD PCT.	NET DIFF.	RESULT
09/07	Denver	2	0	2	0	0	0	0.0	0.0	-2	W
	Tennessee	2	2	4	0	2	6	50.0	0.0	+2	L
09/14	Denver	0	0	0	0	0	0	0.0	0.0	-1	L
	at Indianapolis	0	1	1	0	1	3	100.0	0.0	+1	W
09/21	Denver	1	1	2	0	1	3	50.0	0.0	+2	L
	at L.A. Chargers	0	0	0	0	0	0	0.0	0.0	-2	W
09/29	Denver	0	0	0	0	0	0	0.0	0.0	-1	W
	Cincinnati	0	1	1	0	0	0	0.0	0.0	+1	L
10/05	Denver	0	0	0	0	0	0	0.0	0.0	0	W
	at Philadelphia	0	0	0	0	0	0	0.0	0.0	0	L
10/12	Denver	0	0	0	0	0	0	0.0	0.0	-1	W
	at N.Y. Jets	1	0	1	0	1	3	100.0	0.0	+1	L
10/19	Denver	0	1	1	1	0	7	100.0	100.0	+1	W
	N.Y. Giants	0	0	0	0	0	0	0.0	0.0	-1	L
10/26	Denver	0	2	2	1	0	7	50.0	100.0	+1	W
	Dallas	0	1	1	0	1	3	100.0	0.0	-1	L
11/02	Denver	0	0	0	0	0	0	0.0	0.0	-2	W
	at Houston	1	1	2	0	2	6	100.0	0.0	+2	L
11/06	Denver	0	1	1	0	0	0	0.0	0.0	-1	W
	Las Vegas	0	2	2	0	0	0	0.0	0.0	+1	L
11/16	Denver	0	1	1	1	0	7	100.0	100.0	+1	W
	Kansas City	0	0	0	0	0	0	0.0	0.0	-1	L
11/30	Denver	0	1	1	0	1	3	100.0	0.0	0	W
	at Washington	0	1	1	0	1	3	100.0	0.0	0	L
12/07	Denver	0	0	0	0	0	0	0.0	0.0	0	W
	at Las Vegas	0	0	0	0	0	0	0.0	0.0	0	L
12/14	Denver	0	2	2	1	0	7	50.0	100.0	+1	W
	Green Bay	1	0	1	0	1	3	100.0	0.0	-1	L
12/21	Denver	0	0	0	0	0	0	0.0	0.0	-2	L
	Jacksonville	1	1	2	0	1	3	50.0	0.0	+2	W
12/25	Denver	0	0	0	0	0	0	0.0	0.0	-1	W
	at Kansas City	0	1	1	1	0	7	100.0	100.0	+1	L
01/04	Denver	1	1	2	1	1	10	100.0	50.0	+2	W
	L.A. Chargers	0	0	0	0	0	0	0.0	0.0	-2	L
	<b>BRONCOS</b>	<b>4</b>	<b>10</b>	<b>14</b>	<b>5</b>	<b>3</b>	<b>44</b>	<b>57.1</b>	<b>35.7</b>	<b>-3</b>	<b>14-3</b>
	<b>OPPONENTS</b>	<b>6</b>	<b>11</b>	<b>17</b>	<b>1</b>	<b>10</b>	<b>37</b>	<b>64.7</b>	<b>5.9</b>	<b>+3</b>	<b>3-14</b>



# LONGEST/SHORTEST



## LONGEST DRIVE

<b>Most Plays (Broncos)</b> .....	19 plays at Las Vegas (12/07)	90 yards, 10:17, Field Goal
<b>Most Plays (Opponent)</b> .....	18 plays at Washington (11/30)	71 yards, 3:00, Field Goal
<b>Most Yards (Broncos)</b> .....	91 yards at Las Vegas (12/07)	14 plays, 9:13, Touchdown
<b>Most Yards (Opponent)</b> .....	90 yards at Philadelphia (10/05)	7 plays, 4:32, Touchdown
<b>Most Time (Broncos)</b> .....	10:17 at Las Vegas (12/07)	19 plays, 90 yards, Field Goal
<b>Most Time (Opponent)</b> .....	9:32 vs. Kansas City (11/16)	16 plays, 77 yards, Field Goal

## LONGEST TOUCHDOWN DRIVE

<b>Most Plays (Broncos)</b> .....	14 plays at Las Vegas (12/07)	81 yards, 8:54
	14 plays at Las Vegas (12/07)	91 yards, 9:13
	14 plays at Kansas City (12/25)	72 yards, 9:47
	14 plays at Kansas City (12/25)	65 yards, 6:18
<b>Most Plays (Opponent)</b> .....	13 plays vs. Dallas (10/26)	65 yards, 6:50
<b>Most Yards (Broncos)</b> .....	91 yards at Las Vegas (12/07)	14 plays, 9:13
<b>Most Yards (Opponent)</b> .....	90 yards at Philadelphia (10/05)	7 plays, 4:32
<b>Most Time (Broncos)</b> .....	9:47 at Kansas City (12/25)	14 plays, 72 yards
<b>Most Time (Opponent)</b> .....	6:50 vs. Dallas (10/26)	13 plays, 65 yards

## LONGEST FIELD GOAL DRIVE

<b>Most Plays (Broncos)</b> .....	19 plays at Las Vegas (12/07)	90 yards, 10:17
<b>Most Plays (Opponent)</b> .....	18 plays at Washington (11/30)	71 yards, 3:00
<b>Most Yards (Broncos)</b> .....	90 yards at Las Vegas (12/07)	19 plays, 10:17
<b>Most Yards (Opponent)</b> .....	89 yards vs. Green Bay (12/14)	10 plays, 5:45
<b>Most Time (Broncos)</b> .....	10:17 at Las Vegas (12/07)	19 plays, 90 yards
<b>Most Time (Opponent)</b> .....	9:32 vs. Kansas City (11/16)	16 plays, 77 yards

## SHORTEST TOUCHDOWN DRIVE

<b>Fewest Plays (Broncos)</b> .....	1 plays vs. Tennessee (09/07)	38 yards, 0:11
<b>Fewest Plays (Opponent)</b> .....	3 plays vs. Green Bay (12/14)	71 yards, 1:01
<b>Fewest Yards (Broncos)</b> .....	19 yards vs. N.Y. Giants (10/19)	4 plays, 0:56
<b>Fewest Yards (Opponent)</b> .....	35 yards at Kansas City (12/25)	10 plays, 5:04
<b>Shortest Time (Broncos)</b> .....	0:11 vs. Tennessee (09/07)	1 plays, 38 yards
<b>Shortest Time (Opponent)</b> .....	1:01 vs. Green Bay (12/14)	3 plays, 71 yards

## SHORTEST FIELD GOAL DRIVE

<b>Fewest Plays (Broncos)</b> .....	4 plays at L.A. Chargers (09/21)	6 yards, 1:30
	4 plays vs. N.Y. Giants (10/19)	56 yards, 0:37
	4 plays vs. Las Vegas (11/06)	-2 yards, 1:24
	4 plays vs. Kansas City (11/16)	5 yards, 1:28
	4 plays vs. L.A. Chargers (01/04)	-2 yards, 1:36
<b>Fewest Plays (Opponent)</b> .....	1 plays vs. Tennessee (09/07)	0 yards, 0:14
<b>Fewest Yards (Broncos)</b> .....	-2 yards vs. Las Vegas (11/06)	4 plays, 1:24
	-2 yards vs. L.A. Chargers (01/04)	4 plays, 1:36
<b>Fewest Yards (Opponent)</b> .....	0 yards vs. Tennessee (09/07)	1 plays, 0:14
<b>Shortest Time (Broncos)</b> .....	0:37 vs. N.Y. Giants (10/19)	4 plays, 56 yards
<b>Shortest Time (Opponent)</b> .....	0:14 vs. Tennessee (09/07)	1 plays, 0 yards



# WEEK-BY-WEEK LEADERS



## 2025 REGULAR SEASON DENVER BRONCOS WEEK-BY-WEEK LEADERS (THROUGH WEEK 18)

DATE	OPPONENT	SCORING	CARRIES	RUSHING YARDS	RECEPTIONS	RECEIVING YARDS	TACKLES	SACKS	INTERCEPTIONS
		PLAYER	NO. PLAYER	NO. PLAYER	NO. PLAYER	NO. PLAYER	NO. PLAYER	NO. PLAYER	NO. PLAYER
9/7	TEN	W. Lutz	8 J. Dobbins	16 R. Harvey	70 C. Sutton	6 C. Sutton	61 T. Hufanga	11 J. Strnad N. Bonitto J. Cooper J. Elliss J. McMillian Z. Allen	1.0 --
9/14	at IND	J. Dobbins A. Trautman M. Mims Jr. T. Franklin	6 J. Dobbins	14 J. Dobbins	76 T. Franklin	8 T. Franklin	89 P. Surtain II	11 J. Strnad	1.0 --
9/21	at LAC	W. Lutz	8 J. Dobbins	11 J. Dobbins	83 C. Sutton	6 C. Sutton	118 A. Singleton	12 N. Bonitto	2.0 Br. Jones 1
9/29	CIN	M. Mims Jr. B. Nix C. Sutton R. Harvey	6 J. Dobbins	16 J. Dobbins	101 M. Mims Jr.	6 C. Sutton	81 A. Singleton	11 N. Bonitto	1.5 --
10/5	at PHI	W. Lutz	7 J. Dobbins	20 J. Dobbins	79 C. Sutton	8 C. Sutton	99 T. Hufanga	7 N. Bonitto	2.5 --
10/12	at NYJ	W. Lutz	7 J. Dobbins	14 J. Dobbins	40 E. Ingram	5 E. Ingram	42 A. Singleton Br. Jones	7 J. Cooper	2.0 --
10/19	NYG	B. Nix	16 J. Dobbins	14 J. Dobbins	81 C. Sutton M. Mims Jr.	6 C. Sutton	87 A. Singleton	8 J. Cooper	1.5 J. Strnad 1
10/26	DAL	R. Harvey	18 J. Dobbins	15 J. Dobbins	111 T. Franklin	6 T. Franklin	89 A. Singleton	11 J. Franklin-Myers Z. Allen	1.0 D. Tillman J. Barron 1
11/2	at HOU	C. Sutton R. Harvey	6 J. Dobbins	15 J. Dobbins	61 R. Harvey	5 R. Harvey	51 A. Singleton	10 D. Greenlaw Z. Allen J. Cooper	1.0 --
11/6	LV	T. Franklin	6 J. Dobbins	18 J. Dobbins	77 T. Franklin	5 P. Bryant	43 T. Hufanga A. Singleton	9 N. Bonitto	1.5 D. Tillman 1
11/16	KC	W. Lutz	16 R. Harvey	11 R. Harvey	30 P. Bryant	5 T. Franklin	84 J. Strnad	10 J. McMillian	2.0 J. McMillian 1
11/30	at WAS	R. Harvey	12 R. Harvey	13 R. Harvey	35 E. Ingram	6 E. Ingram	79 T. Hufanga	13 N. Bonitto D. Tillman	1.0 D. Greenlaw 1
12/7	at LV	B. Nix R. Harvey M. Mims Jr. W. Lutz	6 R. Harvey	17 R. Harvey	75 R. Harvey C. Sutton	6 C. Sutton	62 A. Singleton	8 N. Bonitto	2.0 --
12/14	GB	R. Harvey C. Sutton L. Humphrey M. Bandy T. Franklin	6 R. Harvey	19 R. Harvey	65 C. Sutton	7 C. Sutton	113 D. Greenlaw A. Singleton	8 J. Elliss D. Tillman	1.0 R. Moss P. Surtain II 1
12/21	JAX	W. Lutz	8 R. Harvey	7 R. Harvey	50 C. Sutton	6 C. Sutton	86 A. Singleton	13 J. Franklin-Myers	2.0 --
12/25	at KC	W. Lutz	8 R. Harvey	14 R. Harvey	43 R. Harvey	5 C. Sutton	40 P. Surtain II D. Jones M. Roach	5 J. Elliss D. Tillman	0.5 --
1/4	LAC	W. Lutz	13 R. Harvey	15 B. Nix	49 P. Bryant	4 E. Ingram	45 A. Singleton J. Strnad	7 N. Bonitto	1.5 J. McMillian 1
MOST TIMES LED (INCLUDING TIES)		W. LUTZ	9 J. DOBBINS	10 J. DOBBINS	9 C. SUTTON	7 C. SUTTON	9 A. SINGLETON	11 N. BONITTO	8 D. TILLMAN J. MCMILLIAN 2





# WEEK-BY-WEEK LEADERS



DATE	OPPONENT	SCORING	CARRIES	RUSHING YARDS	RECEPTIONS	RECEIVING YARDS	TACKLES	SACKS	INTERCEPTIONS
		PLAYER	NO. PLAYER	NO. PLAYER	NO. PLAYER	NO. PLAYER	NO. PLAYER	NO. PLAYER	NO. PLAYER
9/7	TEN	J. Slye	12 T. Pollard	18 T. Pollard	60 C. Ridley	4 T. Pollard	29 J. Brownlee Jr. C. Barton	9 J. Simmons	1.0 R. McCreary X. Woods
9/14	at IND	S. Shrader	17 J. Taylor	25 J. Taylor	165 J. Downs	6 T. Warren	79 N. Cross	7 --	C. Bynum
9/21	at LAC	C. Dicker	11 O. Hampton	19 O. Hampton	70 K. Allen	7 Q. Johnston	89 D. James Jr.	12 D. James Jr. T. Dye	1.0 --
9/29	CIN	E. McPherson	3 C. Brown	10 C. Brown	40 J. Chase	5 T. Higgins	32 D. Knight Jr. G. Stone	10 --	D. Knight Jr.
10/5	at PHI	D. Goedert S. Barkley	6 S. Barkley	6 S. Barkley	30 D. Smith	8 D. Smith	114 Z. Baun	12 Z. Baun Z. Smith	1.0 --
10/12	at NYJ	N. Folk	9 B. Hall	22 B. Hall	59 G. Wilson J. Reynolds	3 J. Reynolds	25 J. Sherwood	13 J. Johnson II	1.0 --
10/19	NYG	T. Tracy Jr. J. Dart D. Bellinger T. Johnson C. Skattebo	6 C. Skattebo	16 C. Skattebo	60 W. Robinson	6 W. Robinson	95 D. Belton	10 B. Burns	2.0 --
10/26	DAL	J. Williams	12 J. Williams	13 J. Williams	41 C. Lamb G. Pickens	7 G. Pickens	78 Al. Clark	8 --	T. Bridges
11/2	at HOU	K. Fairbairn	15 N. Chubb	11 N. Chubb	34 N. Collins	7 D. Schultz	77 K. Lassiter A. Al-Shaair	9 W. Anderson Jr.	1.0 C. Bullock
11/6	LV	A. Jeanty	6 A. Jeanty	19 A. Jeanty	60 T. Lockett	5 T. Lockett	44 J. Chinn	9 C. Snowden A. Butler	1.0 K. Kelly
11/16	KC	H. Butker	7 K. Hunt	13 K. Hunt	59 T. Kelce	9 T. Kelce	91 C. Conner	8 C. Conner C. Jones	1.0 --
11/30	at WAS	J. Moody	8 C. Rodriguez Jr.	11 M. Mariota	55 Z. Ertz	10 Z. Ertz	106 B. Wagner	8 F. Luvu	1.0 B. Wagner
12/7	at LV	B. Bowers S. Jackson	6 A. Jeanty	10 A. Jeanty	30 J. Bech	6 J. Bech	50 D. White	19 J. Chinn M. Crosby T. Hemingway	1.0 --
12/14	GB	B. McManus	14 J. Jacobs	12 J. Jacobs	73 J. Reed	5 M. Golden J. Reed	55 Q. Walker	9 --	--
12/21	JAX	C. Little	10 T. Etienne Jr.	16 T. Etienne Jr.	50 P. Washington	6 P. Washington	145 F. Oluokun	11 B. Green II	1.0 J. Jones
12/25	at KC	H. Butker	7 I. Pacheco	9 K. Hunt	38 T. Kelce	5 T. Kelce	36 N. Bolton	12 C. Jones	1.0 N. Bolton
1/4	LAC	C. Dicker	3 T. Lance	9 T. Lance	69 K. Allen	7 K. Allen	36 T. Jefferson	8 J. Eboigbe	2.0 --



# GAME-BY-GAME TACKLES



2025 : REGULAR SEASON

PLAYERS	TEN	IND	LAC	CIN	PHI	NYJ	NYG	DAL	HOU	LV	KC	WAS	LV	GB	JAX	KC	LAC	TOTAL
Singleton, A.	6	9	12	11	6	7	8	11	10	9	--	6	8	8	13	4	7	135
Hufanga, T.	11	10	6	1	7	5	5	7	9	9	6	13	5	3	4	2	3	106
Moss, R.	7	5	6	2	5	6	1	6	5	5	4	4	5	4	6	3	6	80
Jones, B.	7	7	11	3	3	7	6	6	6	5	4	8	1	4	--	--	--	78
McMillian, J.	2	2	5	4	4	4	4	0	2	2	6	6	2	2	5	--	6	56
Strnad, J.	5	5	5	3	1	5	4	4	2	0	10	--	1	--	--	--	7	52
Cooper, J.	2	4	4	2	1	5	3	4	2	2	4	6	2	5	2	1	1	50
Surtain II, P.	0	11	2	2	6	1	0	5	--	--	--	4	3	4	1	5	3	47
Bonitto, N.	3	3	4	3	4	6	2	1	1	5	1	3	3	2	2	1	2	46
Greenlaw, D.	--	--	--	--	--	--	6	--	8	5	4	5	4	8	3	--	--	43
Roach, M.	--	--	--	--	--	4	5	4	3	3	2	5	2	3	3	5	2	41
Jones, D.	1	1	2	1	1	3	4	3	1	1	3	2	--	2	7	5	2	39
Uwazurike, E.	3	2	4	1	2	3	2	4	1	3	2	3	--	0	2	3	4	39
Allen, Z.	1	5	2	2	1	3	4	1	5	4	1	2	0	2	2	1	2	38
Barron, J.	0	0	3	3	2	--	--	2	2	3	4	1	3	1	1	4	4	33
Tillman, D.	1	3	4	1	0	0	2	3	2	2	1	3	1	2	1	1	3	30
Franklin-Myers, J.	1	--	3	2	--	2	3	2	2	3	1	1	2	0	3	--	--	25
Abrams-Draine, K.	0	0	--	--	--	0	--	8	7	--	4	1	1	0	--	--	3	24
Elliss, J.	2	1	2	--	2	--	--	2	0	--	--	--	2	2	3	2	1	19
Locke, P.	--	0	--	--	--	0	--	0	--	--	--	0	--	0	6	4	0	10
Robinson, Q.	--	--	--	--	--	1	3	--	1	--	1	1	--	--	2	--	--	9
Jackson, J.	1	1	3	--	--	--	--	--	--	--	--	--	--	--	--	--	2	7
Turner, J.	--	--	--	--	--	--	--	1	--	--	0	--	--	--	1	--	1	3
Key, D.	0	0	0	0	0	0	0	--	0	0	0	0	--	0	0	0	2	2
Reid, K.	--	--	--	0	0	1	--	1	--	--	--	--	--	--	--	--	--	2
Sutton, C.	0	0	--	--	--	--	--	--	--	--	--	--	--	--	--	--	--	0
Prentice, A.	--	--	--	--	--	0	0	--	--	0	0	0	0	0	--	0	0	0
Meinerz, Q.	0	--	--	--	--	--	--	--	--	--	--	--	--	--	--	--	--	0
Turner-Yell, D.	--	--	--	--	--	--	--	--	--	--	--	--	--	--	0	--	--	0
Wattenberg, L.	0	--	--	--	--	--	--	--	--	--	--	--	--	--	--	--	--	0
Fraboni, M.	--	0	0	--	--	0	--	--	0	--	--	--	--	--	--	--	--	0
Badie, T.	--	0	0	--	0	--	0	--	--	--	--	--	--	--	--	0	--	0
McGlinchey, M.	0	--	--	--	--	--	--	--	--	--	--	--	--	--	--	--	--	0
Trautman, A.	--	--	--	--	--	--	--	--	--	0	--	--	--	--	--	--	--	0
Adkins, N.	--	--	--	0	--	--	--	--	--	--	--	--	--	--	0	--	--	0
Skinner, J.	--	0	0	--	0	--	0	0	0	0	0	0	0	--	0	0	--	0
Mims Jr., M.	--	--	--	--	--	0	--	--	--	--	--	--	--	--	--	--	--	0
Taylor, R.	--	--	--	--	--	--	--	--	--	--	--	0	--	--	--	0	--	0
Crum, F.	--	--	--	--	--	--	--	--	--	--	0	--	--	--	--	--	--	0
Nix, B.	--	--	--	--	--	--	0	--	--	--	--	0	--	--	--	--	--	0
Franklin, T.	--	--	--	--	--	--	--	--	--	0	--	0	--	--	--	--	--	0
Sherfield Sr., T.	0	--	--	--	0	--	--	--	--	--	--	--	--	--	--	--	--	0
Bryant, P.	--	--	--	--	--	--	--	0	--	0	--	--	--	--	0	--	--	0
Crawshaw, J.	--	--	0	--	--	--	--	--	--	--	--	--	--	--	--	--	--	0
Jones, S.	--	--	--	--	--	--	--	--	--	--	--	--	--	--	--	--	0	0
Wallow, G.	--	0	0	0	--	--	--	--	--	--	0	--	--	--	--	--	--	0



# TAKEAWAY/GIVEAWAY CHART



DATE	OPPONENT	DEN +/- RATIO	DEN TAKES	POINTS OFF TAKES	DEN GIVES	POINTS OFF GIVES	POINTS OFF TO RATIO
09/07	Tennessee	-2	2 (2 FUM, 0 INT)	0	4 (2 FUM, 2 INT)	6	-6
09/14	at Indianapolis	-1	0 (0 FUM, 0 INT)	0	1 (0 FUM, 1 INT)	3	-3
09/21	at L.A. Chargers	+2	2 (1 FUM, 1 INT)	3	0 (0 FUM, 0 INT)	0	+3
09/29	Cincinnati	-1	0 (0 FUM, 0 INT)	0	1 (0 FUM, 1 INT)	0	0
10/05	at Philadelphia	0	0 (0 FUM, 0 INT)	0	0 (0 FUM, 0 INT)	0	0
10/12	at N.Y. Jets	-1	0 (0 FUM, 0 INT)	0	1 (1 FUM, 0 INT)	3	-3
10/19	N.Y. Giants	+1	1 (0 FUM, 1 INT)	7	0 (0 FUM, 0 INT)	0	+7
10/26	Dallas	+1	2 (0 FUM, 2 INT)	7	1 (0 FUM, 1 INT)	3	+4
11/02	at Houston	-2	0 (0 FUM, 0 INT)	0	2 (1 FUM, 1 INT)	6	-6
11/06	Las Vegas	-1	1 (0 FUM, 1 INT)	0	2 (0 FUM, 2 INT)	0	0
11/16	Kansas City	+1	1 (0 FUM, 1 INT)	7	0 (0 FUM, 0 INT)	0	+7
11/30	at Washington	0	1 (0 FUM, 1 INT)	3	1 (0 FUM, 1 INT)	3	0
12/07	at Las Vegas	0	0 (0 FUM, 0 INT)	0	0 (0 FUM, 0 INT)	0	0
12/14	Green Bay	+1	2 (0 FUM, 2 INT)	7	1 (1 FUM, 0 INT)	3	+4
12/21	Jacksonville	-2	0 (0 FUM, 0 INT)	0	2 (1 FUM, 1 INT)	3	-3
12/25	at Kansas City	-1	0 (0 FUM, 0 INT)	0	1 (0 FUM, 1 INT)	7	-7
01/04	L.A. Chargers	+2	2 (1 FUM, 1 INT)	10	0 (0 FUM, 0 INT)	0	+10
<b>TOTALS</b>		<b>-3</b>	<b>14 (4 FUM, 10 INT)</b>	<b>44</b>	<b>17 (6 FUM, 11 INT)</b>	<b>37</b>	<b>+7</b>



# MISC. GAME INFORMATION



GAME	W/L	KICKOFF	LENGTH	ATTN.	TEMP.	TV	BROADCAST CREW	OFFICIALS
vs. Ten. (9/7)	W, 20-12	2:05 p.m. MDT	3:24	73,747	84° F	FOX	Adam Amin Mark Sanchez Kristina Pink	REF: Alex Kemp (55); UMP: Brandon Ellison (128); DJ: Mike Carr (63); LJ: Quentin Givens (65); FJ: Sean Petty (28); SJ: Lo van Pham (99); BJ: Scott Helverson (93); RO: Tim England
at Ind. (9/14)	L, 28-29	4:05 p.m. EDT	3:03	63,910	Ind.	CBS	Kevin Harlan Trent Green Melanie Collins	REF: Craig Wrolstad (4); UMP: Brandon Cruse (22); DJ: Danny Short (113); LJ: Brett Bergman (17); FJ: Trawick Boger (23); SJ: Frank Steratore (132); BJ: Rich Martinez (39); RO: Gavin Anderson
at LAC (9/21)	L, 20-23	1:05 p.m. PDT	3:10	70,740	76° F	CBS	Kevin Harlan Trent Green Melanie Collins	REF: Shawn Smith (14); UMP: Tra Blake (3); DJ: Jay Bilbo (84); LJ: Jeff Seeman (45); FJ: Dyrol Pringle (109); SJ: Boris Cheek (41); BJ: Dino Paganelli (105); RO: Mike Wimmer
vs. Cin. (9/29)	W, 28-3	6:15 p.m. MDT	2:59	75,673	65° F	ABC	Joe Buck Troy Aikman Lisa Salters Laura Rutledge	REF: Alex Moore (49); UMP: Terry Killens Jr. (77); DJ: Dana McKenzie (8); LJ: Thomas Eaton (87); FJ: Mearl Robinson (31); SJ: Anthony Jeffries (36); BJ: Terrence Miles (111); RO: Tyler Cerimeli
at Phi. (10/5)	W, 21-17	1 p.m. EDT	3:19	69,879	80° F	CBS	Jim Nantz Tony Romo Tracy Wolfson	REF: Adrian Hill (29); UMP: Roy Ellison (81); DJ: Derick Bowers (74); LJ: Julian Mapp (10); FJ: Trawick Boger (23); SJ: Clay Reynard (18); BJ: Greg Steed (12); RO: Bob Hubbell
at NYJ (10/12)	W, 13-11	2:30 p.m. GDT	3:01	61,115	59° F	NFL Network	Rich Eisen Kurt Warner Sara Walsh	REF: Land Clark (130); UMP: Mark Pellis (131); DJ: Tom Stephan (68); LJ: Jeff Hutcheon (46); FJ: Jabir Walker (26); SJ: Dominique Pender (114); BJ: Brad Freeman (88); RO: Gerald Frye
vs. NYG (10/19)	W, 33-32	2:05 p.m. MDT	3:33	75,788	72° F	CBS	Kevin Harlan Trent Green Melanie Collins	REF: Brad Allen (122); UMP: Marcus Woods (71); DJ: Sarah Thomas (53); LJ: Walter Flowers (32); FJ: Rick Patterson (15); SJ: Chad Hill (125); BJ: Tyree Walton (2); RO: Kevin Brown
vs. Dal. (10/26)	W, 44-24	2:25 p.m. MDT	3:07	75,877	67° F	CBS	Jim Nantz Tony Romo Tracy Wolfson	REF: Carl Cheffers (51); UMP: Derek Anderson (66); DJ: Daniel Gallagher (85); LJ: Quentin Givens (65); FJ: John Jenkins (117); SJ: Eugene Hall (103); BJ: Martin Hankins (133); RO: Brian Matoren
at Hou. (11/2)	W, 18-15	12 p.m. CST	3:22	70,471	Ind.	FOX	Kevin Kugler Daryl Johnston Allison Williams	REF: Ronald Tolbert (62); UMP: Barry Anderson (20); DJ: Frank LeBlanc (44); LJ: Brian Bolinger (40); FJ: Ryan Dickson (25); SJ: Keith Washington (7); BJ: Greg Meyer (78); RO: Kevin Stine
vs. L.V. (11/6)	W, 10-7	6:15 p.m. MST	3:02	74,692	60° F	Prime Video	Al Michaels Kirk Herbstreit Kaylee Hartung	REF: Bill Vinovich (52); UMP: Scott Walker (11); DJ: Dale Keller (9); LJ: Tripp Sutter (37); FJ: Aaron Santi (50); SJ: Jimmy Buchanan (86); BJ: Todd Prukop (30); RO: Chad Wakefield
vs. K.C. (11/16)	W, 22-19	2:25 p.m. MST	3:13	75,911	70° F	CBS	Jim Nantz Tony Romo Tracy Wolfson	REF: Adrian Hill (29); UMP: Roy Ellison (81); DJ: Derick Bowers (74); LJ: Julian Mapp (10); FJ: Trawick Boger (23); SJ: Clay Reynard (18); BJ: Greg Steed (12); RO: Bob Hubbell
at Was. (11/30)	W, 27-26 (OT)	8:20 p.m. EST	3:36	63,159	40° F	NBC	Mike Tirico Cris Collinsworth Melissa Stark	REF: Land Clark (130); UMP: Mark Pellis (131); DJ: Tom Stephan (68); LJ: Jeff Hutcheon (46); FJ: Jabir Walker (26); SJ: Keith Washington (7); BJ: Brad Freeman (88); RO: Gerald Frye
at L.V. (12/7)	W, 24-17	1:05 p.m. PST	2:50	62,442	Ind.	CBS	Andrew Catalon Charles Davis Jason McCourty AJ Ross	REF: Shawn Smith (14); UMP: Tra Blake (3); DJ: Jay Bilbo (84); LJ: Jeff Seeman (45); FJ: Dyrol Pringle (109); SJ: Boris Cheek (41); BJ: Dino Paganelli (105); RO: Mike Wimmer
vs. G.B. (12/14)	W, 34-26	2:25 p.m. MST	3:18	75,555	65° F	CBS	Jim Nantz Tony Romo Tracy Wolfson	REF: Brad Rogers (126); UMP: Bryan Neale (92); DJ: Patrick Turner (13); LJ: Kevin Codey (16); FJ: Joe Blubaugh (57); SJ: Alonzo Ramsey III (80); BJ: Greg Yette (38); RO: Denise Crudup
vs. Jac. (12/21)	L, 34-20	2:05 p.m. MST	3:18	75,261	62° F	FOX	Kevin Kugler Daryl Johnston Allison Williams	REF: Shawn Hochuli (83); UMP: Roy Ellison (81); DJ: Patrick Holt (106); LJ: Tim Podraza (47); FJ: Jason Ledet (72); SJ: Jim Quirk (5); BJ: Jimmy Russell (82); RO: James Nicholson
at K.C. (12/25)	W, 20-13	7:15 p.m. CST	2:45	73,045	57° F	Prime Video	Al Michaels Kirk Herbstreit Kaylee Hartung	REF: Bill Vinovich (52); UMP: Scott Walker (11); DJ: Dale Keller (9); LJ: Tripp Sutter (37); FJ: Aaron Santi (50); SJ: Jimmy Buchanan (86); BJ: Todd Prukop (30); RO: Chad Wakefield
vs. LAC (1/4)	W, 19-3	2:25 p.m. MST	3:10	76,821	69° F	CBS	Jim Nantz Tony Romo Tracy Wolfson	REF: Clete Blakeman (34); UMP: Scott Campbell (127); DJ: Andy Warner (64); LJ: Kent Payne (79); FJ: Karina Tovar (91); SJ: James Coleman (95); BJ: Jonah Monroe (120); RO: Chad Adams







**POSTSEASON  
WEEK-BY-WEEK  
TEAM & INDIVIDUAL  
STATISTICS**

# POSTSEASON TEAM STATS



DENVER BRONCOS / POSTSEASON WEEK 18 / THROUGH SUNDAY, JANUARY 4, 2026

WON 1, LOST 0 SEAN PAYTON (1 GAME)

01/17 W AFC Divisional Playoff Game 33-30 (OT) Buffalo 77,043

2025 TEAM STATISTICS

	DEN	OPP.
<b>FIRST DOWNS</b>	<b>22</b>	<b>28</b>
Rushing	6	13
Passing	13	14
Penalty	3	1
Third Down-Made/Att	8/16	10/15
Third Down Efficiency	50.0%	66.7%
Fourth Down-Made/Att	1/1	1/1
Fourth Down Efficiency	100.0%	100.0%
<b>TOTAL NET YARDS</b>	<b>349</b>	<b>449</b>
Avg. Per Game	349.0	449.0
Total Plays	68	78
Avg. Per Play	5.1	5.8
<b>NET YARDS RUSHING</b>	<b>70</b>	<b>183</b>
Avg. Per Game	70.0	183.0
Total Rushes	22	36
Avg. Per Rush	3.2	5.1
<b>NET YARDS PASSING</b>	<b>279</b>	<b>266</b>
Avg. Per Game	279.0	266.0
Sacked/Yards Lost	0/0	3/17
Gross Yards	279	283
Attempts/Completions	46/26	39/25
Pct. of Completion	56.5%	64.1%
Had Intercepted	1	2
<b>PUNTS/AVERAGE</b>	<b>4/47.0</b>	<b>0/0</b>
Net Punting Average	42.0	0
<b>PUNT RETURN/AVG.</b>	<b>0/0</b>	<b>0/0</b>
<b>KICKOFF RETURN/AVG.</b>	<b>6/22.7</b>	<b>6/25.3</b>
<b>INTERCEPTION RETURN/AVG.</b>	<b>2/15.0</b>	<b>1/3.0</b>
<b>PENALTIES/YARDS</b>	<b>3/20</b>	<b>5/68</b>
<b>FUMBLES/BALL LOST</b>	<b>1/0</b>	<b>5/3</b>
<b>TOUCHDOWNS</b>	<b>3</b>	<b>3</b>
Rushing	0	0
Passing	3	3
Returns	0	0
<b>EXTRA POINTS/ATTEMPTS</b>	<b>3/3</b>	<b>3/3</b>
<b>TWO POINT CONVERSION/ATT.</b>	<b>0/0</b>	<b>0/0</b>
<b>FIELD GOALS/ATTEMPTS</b>	<b>4/4</b>	<b>3/3</b>
<b>AVG. TIME OF POSSESSION</b>	<b>25:01</b>	<b>34:59</b>

* SCORE BY PERIODS	Q1	Q2	Q3	Q4	OT	PTS
TEAM	3	17	3	7	3	33
OPPONENTS	7	3	7	13	0	30

SCORING	TD	RU	PA	RT	K-PAT	FG	2PT	S	PTS
W. Lutz	0	0	0	0	3/3	4/4	0	0	15
F. Crum	1	0	1	0	0/0	0/0	0	0	6
L. Humphrey	1	0	1	0	0/0	0/0	0	0	6
M. Mims Jr.	1	0	1	0	0/0	0/0	0	0	6
TEAM	3	0	3	0	3/3	4/4	0	0	33
OPPONENTS	3	0	3	0	3/3	3/3	0	0	30

SACKS: M. Roach 1.5, N. Bonitto 1.0, Z. Allen 0.5, TM 3.0, OPP 0.0 FUM/LOST: B. Nix 1/0, TM 1/0, OPP 5/3

* PASSING	ATT	CMP	YDS	CMP%	YDS/ATT	TD	TD%	INT	INT%	LONG	SACK	LOST	RATING
B. Nix	46	26	279	56.5	6.1	3	6.5	1	2.2	29t	0	0	87.1
TEAM	46	26	279	56.5	6.1	3	6.5	1	2.2	29t	0	0	87.1
OPPONENTS	39	25	283	64.1	7.3	3	7.7	2	5.1	46	3	17	90.0

* RUSHING	NO.	YDS	AVG	LONG	TD
B. Nix	12	29	2.4	11	0
J. McLaughlin	4	21	5.3	13	0
R. Harvey	6	20	3.3	12	0
TEAM	22	70	3.2	13	0
OPPONENTS	36	183	5.1	26	0

* RECEIVING	TAR	NO.	YDS	AVG	LONG	TD
C. Sutton	9	4	53	13.3	25	0
M. Mims Jr.	8	8	93	11.6	27	1
R. Harvey	6	5	46	9.2	24	0
L. Humphrey	5	2	33	16.5	29t	1
P. Bryant	3	3	32	10.7	15	0
E. Ingram	3	1	7	7.0	7	0
T. Badie	2	1	7	7.0	7	0
A. Trautman	2	0	0	0.0	0	0
F. Crum	1	1	7	7.0	7t	1
N. Adkins	1	1	1	1.0	1	0
J. McLaughlin	1	0	0	0.0	0	0
A. Prentice	1	0	0	0.0	0	0
TEAM	42	26	279	10.7	29t	3
OPPONENTS	39	25	283	11.3	46	3

* INTERCEPTIONS	NO.	YDS	AVG	LONG	TD
P. Locke	1	30	30.0	30	0
J. McMillian	1	0	0.0	0	0
TEAM	2	30	15.0	30	0
OPPONENTS	1	3	3.0	3	0

* FUMBLES	FUM	LST	FF	REC	TD
B. Nix	1	0	0	1	0
TEAM	1	0	0	1	0
OPPONENTS	5	3	0	1	0

* PUNTING	NO.	YDS	AVG	NET	TB	IN	LG	B
J. Crawshaw	4	188	47.0	42.0	1	2	65	0
TEAM	4	188	47.0	42.0	1	2	65	0

* PUNT RETURNS	RET	FC	YDS	AVG	LONG	TD
OPPONENTS	0	2	0	0.0	0	0

* KICKOFF RETURNS	NO.	YDS	AVG	LONG	TD
J. McLaughlin	3	59	19.7	27	0
M. Mims Jr.	2	50	25.0	25	0
T. Badie	1	27	27.0	27	0
TEAM	6	136	22.7	27	0
OPPONENTS	6	152	25.3	28	0

* FIELD GOALS	1-19	20-29	30-39	40-49	50+
W. Lutz	0/0	2/2	1/1	0/0	1/1
TEAM	0/0	2/2	1/1	0/0	1/1
OPPONENTS	0/0	0/0	2/2	0/0	1/1

W. Lutz: (28G, 50G, 33G, 23G)

OPP: (33G, 31G, 50G)

2-Pt Conv: TM 0-0, OPP 0-0



# POSTSEASON DEFENSIVE STATS



## 2025 POSTSEASON DENVER BRONCOS DEFENSIVE STATS (THROUGH WEEK 2)

POS.	PLAYER	TKL.	AST.	COMB	TFL	SACKS/SK. YDS.	PR	FR	FF	INT./YDS.	PD
ILB	A. Singleton	11	3	14	0	0.0/0.0	1	0	1	0/0	0
S	T. Hufanga	7	3	10	0	0.0/0.0	0	1	0	0/0	0
S	P. Locke	6	3	9	0	0.0/0.0	0	0	1	1/30	1
OLB	D. Tillman	4	2	6	1	0.0/0.0	0	0	0	0/0	0
DL	Z. Allen	3	2	5	0	0.5/3.5	3	0	0	0/0	0
DT	M. Roach	3	2	5	1	1.5/3.5	3	1	0	0/0	0
CB	R. Moss	3	1	4	0	0.0/0.0	0	0	0	0/0	0
LB	D. Greenlaw	0	4	4	0	0.0/0.0	0	0	0	0/0	0
OLB	N. Bonitto	2	1	3	1	1.0/10.0	1	0	2	0/0	0
CB	P. Surtain II	2	1	3	0	0.0/0.0	0	0	0	0/0	0
DL	E. Uwazurike	1	2	3	0	0.0/0.0	0	0	0	0/0	0
OLB	J. Cooper	2	0	2	0	0.0/0.0	1	0	0	0/0	0
OLB	J. Elliss	1	1	2	0	0.0/0.0	0	0	0	0/0	0
S	D. Key	1	0	1	0	0.0/0.0	0	1	0	0/0	0
CB	J. McMillian	1	0	1	1	0.0/0.0	0	0	0	1/0	1
ILB	J. Strnad	1	0	1	0	0.0/0.0	0	0	0	0/0	0
DL	J. Franklin-Myers	0	0	0	0	0.0/0.0	1	0	0	0/0	0
<b>TOTALS</b>		<b>48</b>	<b>25</b>	<b>73</b>	<b>4</b>	<b>3.0/17.0</b>	<b>10</b>	<b>3</b>	<b>4</b>	<b>2/30</b>	<b>2</b>

## 2025 POSTSEASON BRONCOS SPECIAL TEAMS STATS

POS.	PLAYER	TKL.	AST.	COMB.
S	Key, Devon	3	0	3
S	Skinner, JL	1	1	2
OLB	Elliss, Jonah	1	0	1
ILB	Turner, Jordan	0	1	1
<b>TOTALS</b>		<b>5</b>	<b>2</b>	<b>7</b>

## DEFENSIVE SCORES

INT (0)  
FR (0)  
Safety (0)

## SPECIAL TEAMS BIG PLAYS

FR (0)

POSTSEASON DEFENSIVE AND SPECIAL TEAMS STATISTICS ARE BASED ON PRESS BOX STATISTICS.



# POSTSEASON PARTICIPATION



(AS OF 01/20/2026)

2025 : POSTSEASON

PLAYERS	1	2	2025			
	BUF 1/17	NE 1/25	GP	GS	DNP	IN
Abrams-Draine, K.	P	-	1	0	0	0
Adkins, N.	P	-	1	0	0	0
Allen, Z.	DE	-	1	1	0	0
Badie, T.	P	-	1	0	0	0
Barron, J.	P	-	1	0	0	0
Bolles, G.	LT	-	1	1	0	0
Bonitto, N.	WLB	-	1	1	0	0
Bryant, P.	WR	-	1	1	0	0
Cooper, J.	SLB	-	1	1	0	0
Crawshaw, J.	P	-	1	0	0	0
Crum, F.	P	-	1	0	0	0
Ehlinger, S.	N	-	0	0	0	1
Elliss, J.	P	-	1	0	0	0
Ingram, E.	P	-	1	0	0	0
Forsyth, A.	C	-	1	1	0	0
Fraboni, M.	P	-	1	0	0	0
Franklin-Myers, J.	DE	-	1	1	0	0
Franklin, T.	WR	-	1	1	0	0
Greenlaw, D.	P	-	1	0	0	0
Harvey, R.	RB	-	1	1	0	0
Hufanga, T.	S	-	1	1	0	0
Humphrey, L.	P	-	1	0	0	0
Jackson, J.	P	-	1	0	0	0
Jones, D.	NT	-	1	1	0	0
Jones, S.	N	-	0	0	0	1
Key, D.	P	-	1	0	0	0
Locke, P.	S	-	1	1	0	0
Lohner, C.	N	-	0	0	0	1
Lutz, W.	P	-	1	0	0	0
McGlinchey, M.	RT	-	1	1	0	0
McLaughlin, J.	P	-	1	0	0	0
McMillian, J.	NCB	-	1	1	0	0
Meinerz, Q.	RG	-	1	1	0	0
Mims Jr., M.	P	-	1	0	0	0
Moore, E.	N	-	0	0	0	1
Moss, R.	RCB	-	1	1	0	0
Mustipher, S.	P	-	1	0	0	0
Nix, B.	QB	-	1	1	0	0
Palczewski, A.	P	-	1	0	0	0
Powers, B.	LG	-	1	1	0	0
Prentice, A.	P	-	1	0	0	0
Reid, K.	N	-	0	0	0	1
Roach, M.	P	-	1	0	0	0
Robinson, Q.	N	-	0	0	0	1
Singleton, A.	ILB	-	1	1	0	0
Skinner, J.	P	-	1	0	0	0
Stidham, J.	X	-	0	0	1	0
Strnad, J.	P	-	1	0	0	0
Surtain II, P.	LCB	-	1	1	0	0
Sutton, C.	WR	-	1	1	0	0
Taylor, R.	N	-	0	0	0	1
Tillman, D.	P	-	1	0	0	0
Trautman, A.	TE	-	1	1	0	0
Turner, J.	P	-	1	0	0	0
Uwazurike, E.	P	-	1	0	0	0





# POSTSEASON GAME-BY-GAME STARTERS



## 2025 POSTSEASON OFFENSE

DATE	OPPONENT	WR	LT	LG	C	RG	RT	TE	WR	RB	FB	QB
01/17	Buffalo	Franklin, T.	Bolles, G.	Powers, B.	Forsyth, A.	Meinerz, Q.	McGlinchey, M.	Trautman, A.	Sutton, C./ Bryant, P.	Harvey, R.	--	Nix, B.
01/25	New England	--	--	--	--	--	--	--	--	--	--	--

## 2025 POSTSEASON DEFENSE

DATE	OPPONENT	DE	NT	DE	SLB	WLB	ILB	ILB	LCB	RCB	NCB	S	S
01/17	Buffalo	Allen, Z.	Jones, D.	Franklin-Myers, J.	Cooper, J.	Bonitto, N.	Singleton, A.	--	Surtain II, P.	Moss, R.	McMillian, J.	Hufanga, T.	Locke, P.
01/25	New England	--	--	--	--	--	--	--	--	--	--	--	--



# POSTSEASON PLAY COUNTS



Quarterbacks												
Name	Pos	G	GS	OffPI	OffPI/G	OffPI%	DefPI	DefPI/G	DefPI%	SpTmPI	SpTmPI/G	SpTmPI%
Bo Nix	QB	1	1	72	72.0	100.0	0	0.0	0.0	0	0.0	0.0
Running Backs												
Name	Pos	G	GS	OffPI	OffPI/G	OffPI%	DefPI	DefPI/G	DefPI%	SpTmPI	SpTmPI/G	SpTmPI%
RJ Harvey	RB	1	1	45	45.0	62.5	0	0.0	0.0	0	0.0	0.0
Tyler Badie	RB	1	0	14	14.0	19.4	0	0.0	0.0	18	18.0	58.1
Jaleel McLaughlin	RB	1	0	10	10.0	13.9	0	0.0	0.0	5	5.0	16.1
Adam Prentice	FB	1	0	9	9.0	12.5	0	0.0	0.0	18	18.0	58.1
Wide Receivers/Tight Ends												
Name	Pos	G	GS	OffPI	OffPI/G	OffPI%	DefPI	DefPI/G	DefPI%	SpTmPI	SpTmPI/G	SpTmPI%
Courtland Sutton	WR	1	1	61	61.0	84.7	0	0.0	0.0	0	0.0	0.0
Lil'Jordan Humphrey	WR	1	0	48	48.0	66.7	0	0.0	0.0	8	8.0	25.8
Marvin Mims Jr.	WR	1	0	47	47.0	65.3	0	0.0	0.0	3	3.0	9.7
Adam Trautman	TE	1	1	40	40.0	55.6	0	0.0	0.0	9	9.0	29.0
Evan Engram	TE	1	0	34	34.0	47.2	0	0.0	0.0	0	0.0	0.0
Nate Adkins	TE	1	0	30	30.0	41.7	0	0.0	0.0	10	10.0	32.3
Troy Franklin	WR	1	1	13	13.0	18.1	0	0.0	0.0	0	0.0	0.0
Pat Bryant	WR	1	1	3	3.0	4.2	0	0.0	0.0	0	0.0	0.0
Offensive Linemen												
Name	Pos	G	GS	OffPI	OffPI/G	OffPI%	DefPI	DefPI/G	DefPI%	SpTmPI	SpTmPI/G	SpTmPI%
Mike McGlinchey	T	1	1	72	72.0	100.0	0	0.0	0.0	7	7.0	22.6
Ben Powers	G	1	1	72	72.0	100.0	0	0.0	0.0	7	7.0	22.6
Quinn Meinerz	G	1	1	72	72.0	100.0	0	0.0	0.0	7	7.0	22.6
Garett Bolles	T	1	1	72	72.0	100.0	0	0.0	0.0	1	1.0	3.2
Alex Forsyth	C	1	1	56	56.0	77.8	0	0.0	0.0	5	5.0	16.1
Sam Mustipher	C	1	0	16	16.0	22.2	0	0.0	0.0	7	7.0	22.6
Frank Crum	T	1	0	4	4.0	5.6	0	0.0	0.0	12	12.0	38.7
Alex Palczewski	T	1	0	0	0.0	0.0	0	0.0	0.0	7	7.0	22.6
Defensive Linemen												
Name	Pos	G	GS	OffPI	OffPI/G	OffPI%	DefPI	DefPI/G	DefPI%	SpTmPI	SpTmPI/G	SpTmPI%
Zach Allen	DE	1	1	0	0.0	0.0	50	50.0	64.1	6	6.0	19.4
Malcolm Roach	DT	1	0	0	0.0	0.0	39	39.0	50.0	6	6.0	19.4
John Franklin-Myers	DE	1	1	0	0.0	0.0	36	36.0	46.2	0	0.0	0.0
D.J. Jones	DT	1	1	0	0.0	0.0	35	35.0	44.9	6	6.0	19.4
Eyioma Uwazurike	DT	1	0	0	0.0	0.0	29	29.0	37.2	6	6.0	19.4
Jordan Jackson	DT	1	0	0	0.0	0.0	0	0.0	0.0	6	6.0	19.4
Linebackers												
Name	Pos	G	GS	OffPI	OffPI/G	OffPI%	DefPI	DefPI/G	DefPI%	SpTmPI	SpTmPI/G	SpTmPI%
Alex Singleton	LB	1	1	0	0.0	0.0	78	78.0	100.0	0	0.0	0.0
Jonathon Cooper	LB	1	1	0	0.0	0.0	48	48.0	61.5	0	0.0	0.0
Nik Bonitto	LB	1	1	0	0.0	0.0	46	46.0	59.0	0	0.0	0.0
Justin Strnad	LB	1	0	0	0.0	0.0	32	32.0	41.0	11	11.0	35.5
Jonah Elliss	LB	1	0	0	0.0	0.0	31	31.0	39.7	24	24.0	77.4
Dondrea Tillman	LB	1	0	0	0.0	0.0	31	31.0	39.7	18	18.0	58.1
Dre Greenlaw	LB	1	0	0	0.0	0.0	31	31.0	39.7	0	0.0	0.0
Jordan Turner	LB	1	0	0	0.0	0.0	0	0.0	0.0	17	17.0	54.8
Defensive Backs												
Name	Pos	G	GS	OffPI	OffPI/G	OffPI%	DefPI	DefPI/G	DefPI%	SpTmPI	SpTmPI/G	SpTmPI%
Riley Moss	CB	1	1	0	0.0	0.0	78	78.0	100.0	6	6.0	19.4
Talanoa Hufanga	S	1	1	2	2.0	2.8	77	77.0	98.7	6	6.0	19.4
P.J. Locke	S	1	1	0	0.0	0.0	74	74.0	94.9	6	6.0	19.4
Pat Surtain II	CB	1	1	0	0.0	0.0	72	72.0	92.3	6	6.0	19.4
Ja'Quan McMillian	CB	1	1	0	0.0	0.0	50	50.0	64.1	0	0.0	0.0
Jahdae Barron	CB	1	0	0	0.0	0.0	12	12.0	15.4	0	0.0	0.0
Kris Abrams-Draine	CB	1	0	0	0.0	0.0	6	6.0	7.7	16	16.0	51.6
Devon Key	CB	1	0	0	0.0	0.0	3	3.0	3.8	24	24.0	77.4
JL Skinner	S	1	0	0	0.0	0.0	0	0.0	0.0	18	18.0	58.1
Special Teams												
Name	Pos	G	GS	OffPI	OffPI/G	OffPI%	DefPI	DefPI/G	DefPI%	SpTmPI	SpTmPI/G	SpTmPI%
Wil Lutz	K	1	0	0	0.0	0.0	0	0.0	0.0	13	13.0	41.9
Jeremy Crawshaw	P	1	0	0	0.0	0.0	0	0.0	0.0	11	11.0	35.5
Mitchell Fraboni	LS	1	0	0	0.0	0.0	0	0.0	0.0	11	11.0	35.5

-OffPI%, DefPI%, and SpTmPI% statistics are in relation to the number of team plays only in games played by that individual player.

-Note that some plays that are negated by penalty are counted in players' participation total. Fake punts/FGs are counted as special teams plays.



# POSTSEASON GAME-BY-GAME OFFENSE



## 2025 POSTSEASON BRONCOS GAME-BY-GAME OFFENSE

	1/17	1/25	
	BUF	NE	Totals
<b>FIRST DOWNS</b>			
Total	22		22
Rushing	6		6
Passing	13		13
Penalty	3		3
<b>THIRD DOWNS</b>			
Attempts	16		16
Converted	8		8
Percentage	50.0		50.0
<b>FOURTH DOWNS</b>			
Attempts	1		1
Converted	1		1
Percentage	100.0		100.0
<b>TOT. OFFENSE</b>			
Net Yards	349		349
Plays	68		68
Avg./Play	5.1		5.1
<b>RUSHING</b>			
Net Yards	70		70
Rush. Att.	22		22
Avg./Att.	3.2		3.2
<b>PASSING</b>			
Net Yards	279		279
Attempts	46		46
Completions	26		26
Completion Pct	56.5		56.5
Avg. Gain Per Pass Play	6.1		6.1
Intercepted	1		1
Gross Yards	279		279
Sacked	0.0		0.0
Yards Lost	0		0
<b>PENALTIES</b>			
Number	3		3
Yards	20		20
<b>FUMBLES</b>			
Number	1		1
Lost	0		0
<b>PUNTING</b>			
Yards	188		188
Punts	4		4
Net Avg.	42.0		42.0
Gross Avg.	47.0		47.0
Touchbacks	1		1
Punts Blocked	0		0
Punt Returns	0		0
Punt Return Yards	0		0
Punt Return Avg.	0		0
Inside 20	2		2
Fair Catches	0		0
<b>SCORING</b>			
Points	33		33
TD Rushing	0		0
TD Passing	3		3
TD Sp. Teams	0		0
TD Def. Returns	0		0
Total TDs	3		3
PAT Attempts	3		3
PAT Made	3		3
FG Attempts	4		4
FG Made	4		4
Safety	0		0
2-Pt Attempts	0		0
2-Pt Made	0		0
Time of Possession	29:18		29:18
<b>KICKOFFS</b>			
Kickoff Returns	6		6
Kickoff Return Yards	136		136
Kickoff Return Avg.	22.7		22.7



# POSTSEASON GAME-BY-GAME DEFENSE



## 2025 POSTSEASON BRONCOS GAME-BY-GAME DEFENSE

	1/17	1/25	
	BUF	NE	Totals
<b>FIRST DOWNS</b>			
Total	28		28
Rushing	13		13
Passing	14		14
Penalty	1		1
<b>THIRD DOWNS</b>			
Attempts	15		15
Converted	10		10
Percentage	66.7		66.7
<b>FOURTH DOWNS</b>			
Attempts	1		1
Converted	1		1
Percentage	100.0		100.0
<b>TOT. OFFENSE</b>			
Net Yards	449		449
Plays	78		78
Avg./Play	5.8		5.8
<b>RUSHING</b>			
Net Yards	183		183
Rush. Att.	36		36
Avg./Att.	5.1		5.1
<b>PASSING</b>			
Net Yards	266		266
Attempts	39		39
Completions	25		25
Completion Pct	64.1		64.1
Avg. Gain Per Pass Play	6.3		6.3
Intercepted	2		2
Gross Yards	283		283
Sacked	3.0		3.0
Yards Lost	17		17
<b>PENALTIES</b>			
Number	5		5
Yards	68		68
<b>FUMBLES</b>			
Number	5		5
Lost	3		3
<b>PUNTING</b>			
Yards	0		0
Punts	0		0
Net Avg.	0.0		0
Gross Avg.	0.0		0
Touchbacks	0		0
Punts Blocked	0		0
Punt Returns	0		0
Punt Return Yards	0		0
Punt Return Avg.	0		0
Inside 20	0		0
Fair Catches	2		2
<b>SCORING</b>			
Points	30		30
TD Rushing	0		0
TD Passing	3		3
TD Sp. Teams	0		0
TD Def. Returns	0		0
Total TDs	3		3
PAT Attempts	3		3
PAT Made	3		3
FG Attempts	3		3
FG Made	3		3
Safety	0		0
2-Pt Attempts	0		0
2-Pt Made	0		0
Time of Possession	40:58		40:58
<b>KICKOFFS</b>			
Kickoff Returns	6		6
Kickoff Return Yards	152		152
Kickoff Return Avg.	25.3		25.3





POSTSEASON TIME SPENT IN LEAD



GAME	W/L	LED		TIED		BEHIND	
		TIME	PCT	TIME	PCT	TIME	PCT
vs. Buf. (1/17)	W, 33-30 (OT)	32:32:00	54.2%	9:27:00	15.8%	18:01:00	30.0%
TOTAL		32:32:00	54.2%	9:27:00	15.8%	18:01:00	30.0%
AVERAGE		32:32:00		9:27:00		18:01:00	



POSTSEASON SCORING



(AS OF JAN 20, 2026, 1:40 PM PST)														2025 : POSTSEASON		
DATE	OPPONENT	W/L/T	BRONCOS						OPPONENTS						POINT DIFF	OVERALL RECORD
1/17	Buffalo	W	3	17	3	7	3	33	7	3	7	13	0	30	+3	1-0
1/25	New England	--	--	--	--	--	--	--	--	--	--	--	--	--	--	--
	2025 TOTALS	1-0	3	17	3	7	3	33	7	3	7	13	0	30	3	1-0
	AVG/GAME		3.0	17.0	3.0	7.0	3.0	33.0	7.0	3.0	7.0	13.0	0.0	30.0	3.0	



# POSTSEASON SCORING DRIVES



## BRONCOS 2025 POSTSEASON SCORING DRIVES

DATE	OPP.	DRIVE START	PLAYS	YDS.	Q TIME	FIRST DOWNS	SCORING PLAY	DEN	OPP
1/17	Buffalo	DEN 26	14	64	Qtr1 7:31	4	W. Lutz: 28 FG	3	0
		DEN 31	8	69	Qtr2 3:47	4	F. Crum: 7 pass from B. Nix	10	7
		DEN 30	11	70	Qtr2 1:51	4	L. Humphrey: 29 pass from B. Nix	17	10
		BUF 32	1	0	Qtr2 0:02	0	W. Lutz: 50 FG	20	10
		BUF 17	4	2	Qtr3 2:33	0	W. Lutz: 33 FG	23	10
		DEN 27	8	73	Qtr4 3:16	4	M. Mims Jr.: 26 pass from B. Nix	30	27
		DEN 20	6	75	OT 3:02	4	W. Lutz: 23 FG	33	30
1/25		--	--	--	--	--	--	--	--
AVG			7.4	50.4	3:08	2.9			
TOTALS			52	353	22:02	20			

## BRONCOS OPPONENTS 2025 POSTSEASON SCORING DRIVES

DATE	OPP.	DRIVE START	PLAYS	YDS.	Q TIME	FIRST DOWNS	SCORING PLAY	DEN	OPP
1/17	Buffalo	BUF 33	12	67	Qtr1 7:24	6	M. Hardman Jr.: 4 pass from J. Allen	3	7
		BUF 17	13	69	Qtr2 7:20	4	M. Prater: 33 FG	10	10
		BUF 27	9	73	Qtr3 4:46	4	K. Coleman: 10 pass from J. Allen	23	17
		BUF 15	9	85	Qtr3 4:06	4	Qtr4: D. Kincaid: 14 pass from J. Allen	23	24
		BUF 20	13	68	Qtr4 7:39	5	M. Prater: 31 FG	23	27
		BUF 27	8	41	Qtr4 0:50	2	M. Prater: 50 FG	30	30
1/25		--	--	--	--	--	--	--	--
AVG			10.7	67.2	5:20	4.2			
TOTALS			64	403	32:05	25			



# POSTSEASON DRIVE EFFICIENCY



## 2025 POSTSEASON GXG DRIVES

DATE	OPPONENT	STARTING QB	POSS	TD	PAT	2-PT	M-2PT	FG	FGA	MFG	BK-FG	PUNT	INT	FUM	SAF	DWNS	HF	GM	PTS	TD%	SCORE%	PTS/POSS
1/17	Buffalo	B. Nix	13	3	3	0	0	4	4	0	0	4	1	0	0	0	1	0	33	23.1	53.8	2.54
1/25	New England	--	--	--	--	--	--	--	--	--	--	--	--	--	--	--	--	--	--	--	--	--
B. NIX TOTALS:			13	3	3	0	0	4	4	0	0	4	1	0	0	0	1	0	33	23.1	53.8	2.54
2025 TOTALS			13	3	3	0	0	4	4	0	0	4	1	0	0	0	1	0	33	23.1	53.8	2.54

Report only includes Starting QB stats.

## OPPONENTS GXG DRIVES

DATE	OPPONENT	STARTING QB	POSS	TD	PAT	2-PT	M-2PT	FG	FGA	MFG	BK-FG	PUNT	INT	FUM	SAF	DWNS	HF	GM	PTS	TD%	SCORE%	PTS/POSS
1/17	Buffalo	J. Allen	11	3	3	0	0	3	3	0	0	0	2	3	0	0	0	0	30	27.3	54.5	2.73
1/25	New England	--	--	--	--	--	--	--	--	--	--	--	--	--	--	--	--	--	--	--	--	--
2025 TOTALS			11	3	3	0	0	3	3	0	0	0	2	3	0	0	0	0	30	27.3	54.5	2.73

Report only includes Starting QB stats.





POSTSEASON DRIVE CHARTS - OPENING DRIVES



2025 POSTSEASON

		BRONCOS								OPPONENT							
		FIRST HALF				SECOND HALF				FIRST HALF				SECOND HALF			
DATE	OPPONENT	PLAYS	YDS	TIME	RESULT	PLAYS	YDS	TIME	RESULT	PLAYS	YDS	TIME	RESULT	PLAYS	YDS	TIME	RESULT
01/17	Bills	14	64	7:31	FG	4	2	2:33	FG	12	67	7:24	TD	2	-10	0:52	FUM



POSTSEASON BIG RUN PLAYS (10+ YARDS) AND BIG PASS PLAYS (20+ YARDS)



DATE	OPP.	QTR	BRONCOS PLAYER	YDS.	QTR	OPP. PLAYER	YDS.
1/17	Buffalo	2	McLaughlin	13	1	Cook III	24
		2	Harvey	12	1	Cook III	10
		2	Nix	11	2	Allen	26
					3	Cook III	11
					3	Cook III	12
					4	Cook III	12
1/25	New England	--	--	--	--	--	--
TOTALS		3 - 36 (12.0), 0 TDS			6 - 95 (15.8), 0 TDS		



# POSTSEASON BIG RUN PLAYS (10+ YARDS) AND BIG PASS PLAYS (20+ YARDS)



2025 POSTSEASON - BIG PASS PLAYS (20+ YARDS)							
DATE	OPP.	QTR	BRONCOS PLAYER	YDS.	QTR	OPP. PLAYER	YDS.
01/17	Buffalo	2	Nix -> Mims Jr.	27	2	Allen -> Cook III	24
		2	<b>Nix -&gt; Humphrey</b>	<b>29T</b>	3	Allen -> Kincaid	25
		4	Nix -> Sutton	25	4	Allen -> Shakir	46
		4	<b>Nix -&gt; Mims Jr.</b>	<b>26T</b>	4	Allen -> Shakir:3 -> Davis:24	27
		5	Nix -> Harvey	24			
01/25	New England	--	--	--	--	--	--
<b>TOTALS</b>		<b>5 - 131 (26.2), 2 TDS</b>			<b>4 - 122 (30.5), 0 TDS</b>		



# POSTSEASON TAKEAWAY/GIVEAWAY CHART



DATE	OPPONENT	DEN +/- RATIO	DEN TAKES	POINTS OFF TAKES	DEN GIVES	POINTS OFF GIVES	POINTS OFF TO RATIO
1/17	Buffalo	+4	5 (3 FUM, 2 INT)	16	1 (0 FUM, 1 INT)	0	+16
01/25		--	--	--	--	--	--
	<b>TOTALS</b>	<b>+4</b>	<b>5 (3 FUM, 2 INT)</b>	<b>16</b>	<b>1 (0 FUM, 1 INT)</b>	<b>0</b>	<b>+16</b>





POSTSEASON TAKEAWAY/GIVEAWAY CHART - TEAM AND OPPONENT



DATE	OPPONENT	FORCED TURNOVERS			TURNOVERS CONVERTED					OUTCOME	
		FUM	INTS	TOTAL	TD	FG	PTS.	PTS. PCT.	TD PCT.	NET DIFF.	RESULT
1/17	Denver	3	2	5	1	3	16	80.0	25.0	+4	W
	Buffalo	0	1	1	0	0	0	0.0	0.0	-4	L
01/25		--	--	--	--	--	--	--	--	--	--
	BRONCOS	3	2	5	1	3	16	80.0	20.0	+4	1-0
	OPPONENTS	0	1	1	0	0	0	0.0	0.0	-4	0-1



# POSTSEASON TURNOVER CHART



2025 POSTSEASON - DEFENSIVE TAKEAWAYS						
DATE	OPPONENT	TAKEAWAY	QTR.	SCORE	YD-LINE	RESULT
01/17	Buffalo	T. Hufanga FR (A. Singleton FF)	2	3-7	DEN-31	TD
		D. Key FR (N. Bonitto FF)	2	17-10	BUF-35	FG
		M. Roach FR (N. Bonitto FF)	3	20-10	BUF-17	FG
		P. Locke INT (J. Allen)	3	23-17	DEN-8	Punt
		J. McMillian INT (J. Allen)	5	30-30	DEN-20	FG
01/25		--	--	--	--	--

2025 POSTSEASON - OFFENSIVE GIVEAWAYS						
DATE	OPPONENT	TAKEAWAY	QTR.	SCORE	YD-LINE	RESULT
01/17	Buffalo	B. Nix INT (D. Walker)	3	23-17	DEN-39	INT
01/25		--	--	--	--	--

2025 POSTSEASON - TURNOVERS		
<b>Offense:</b>	1 Giveaway 0 Points (0 TD, 0 FG)	<b>Ratio</b> +4 (5 takes, 1 give)
<b>Defense:</b>	5 Takeaways 16 Points (1 TD, 3 FG)	
<b>Special Teams:</b>	0 Giveaways 0 Points (0 TD, 0 FG)	<b>Points Off Turnovers Ratio</b> +16 (16 scored, 0 allowed)
	0 Takeaways 0 Points (0 TD, 0 FG)	



# POSTSEASON LONGEST/SHORTEST



## LONGEST DRIVE

<b>Most Plays (Broncos)</b> .....	14 plays vs. Buffalo (01/17)	64 yards, 7:31, Field Goal
<b>Most Plays (Opponent)</b> .....	13 plays vs. Buffalo (01/17)	69 yards, 7:20, Field Goal
	13 plays vs. Buffalo (01/17)	68 yards, 7:39, Field Goal
<b>Most Yards (Broncos)</b> .....	75 yards vs. Buffalo (01/17)	6 plays, 3:02, Field Goal
<b>Most Yards (Opponent)</b> .....	85 yards vs. Buffalo (01/17)	9 plays, 4:06, Touchdown
<b>Most Time (Broncos)</b> .....	7:31 vs. Buffalo (01/17)	14 plays, 64 yards, Field Goal
<b>Most Time (Opponent)</b> .....	7:39 vs. Buffalo (01/17)	13 plays, 68 yards, Field Goal

## LONGEST TOUCHDOWN DRIVE

<b>Most Plays (Broncos)</b> .....	11 plays vs. Buffalo (01/17)	70 yards, 1:51
<b>Most Plays (Opponent)</b> .....	12 plays vs. Buffalo (01/17)	67 yards, 7:24
<b>Most Yards (Broncos)</b> .....	73 yards vs. Buffalo (01/17)	8 plays, 3:16
<b>Most Yards (Opponent)</b> .....	85 yards vs. Buffalo (01/17)	9 plays, 4:06
<b>Most Time (Broncos)</b> .....	3:47 vs. Buffalo (01/17)	8 plays, 69 yards
<b>Most Time (Opponent)</b> .....	7:24 vs. Buffalo (01/17)	12 plays, 67 yards

## LONGEST FIELD GOAL DRIVE

<b>Most Plays (Broncos)</b> .....	14 plays vs. Buffalo (01/17)	64 yards, 7:31
<b>Most Plays (Opponent)</b> .....	13 plays vs. Buffalo (01/17)	69 yards, 7:20
	13 plays vs. Buffalo (01/17)	68 yards, 7:39
<b>Most Yards (Broncos)</b> .....	75 yards vs. Buffalo (01/17)	6 plays, 3:02
<b>Most Yards (Opponent)</b> .....	69 yards vs. Buffalo (01/17)	13 plays, 7:20
<b>Most Time (Broncos)</b> .....	7:31 vs. Buffalo (01/17)	14 plays, 64 yards
<b>Most Time (Opponent)</b> .....	7:39 vs. Buffalo (01/17)	13 plays, 68 yards

## SHORTEST TOUCHDOWN DRIVE

<b>Fewest Plays (Broncos)</b> .....	8 plays vs. Buffalo (01/17)	69 yards, 3:47
	8 plays vs. Buffalo (01/17)	73 yards, 3:16
<b>Fewest Plays (Opponent)</b> .....	9 plays vs. Buffalo (01/17)	73 yards, 4:46
	9 plays vs. Buffalo (01/17)	85 yards, 4:06
<b>Fewest Yards (Broncos)</b> .....	69 yards vs. Buffalo (01/17)	8 plays, 3:47
<b>Fewest Yards (Opponent)</b> .....	67 yards vs. Buffalo (01/17)	12 plays, 7:24
<b>Shortest Time (Broncos)</b> .....	1:51 vs. Buffalo (01/17)	11 plays, 70 yards
<b>Shortest Time (Opponent)</b> .....	4:06 vs. Buffalo (01/17)	9 plays, 85 yards

## SHORTEST FIELD GOAL DRIVE

<b>Fewest Plays (Broncos)</b> .....	1 plays vs. Buffalo (01/17)	0 yards, 0:02
<b>Fewest Plays (Opponent)</b> .....	8 plays vs. Buffalo (01/17)	41 yards, 0:50
<b>Fewest Yards (Broncos)</b> .....	0 yards vs. Buffalo (01/17)	1 plays, 0:02
<b>Fewest Yards (Opponent)</b> .....	41 yards vs. Buffalo (01/17)	8 plays, 0:50
<b>Shortest Time (Broncos)</b> .....	0:02 vs. Buffalo (01/17)	1 plays, 0 yards
<b>Shortest Time (Opponent)</b> .....	0:50 vs. Buffalo (01/17)	8 plays, 41 yards



# POSTSEASON GAME BY GAME TACKLES



(AS OF JAN 20, 2026, 1:40 PM PST)

2025 : POSTSEASON

PLAYERS	BUF	NE	TOTAL
Alex Singleton	14	--	14
Talanoa Hufanga	10	--	10
P.J. Locke	9	--	9
Dondrea Tillman	6	--	6
Zach Allen	5	--	5
Malcolm Roach	5	--	5
Riley Moss	4	--	4
Dre Greenlaw	4	--	4
Pat Surtain II	3	--	3
Nik Bonitto	3	--	3
Eyioma Uwazurike	3	--	3
Jonathon Cooper	2	--	2
Jonah Elliss	2	--	2
Justin Strnad	1	--	1
Ja'Quan McMillian	1	--	1
Devon Key	1	--	1
Garett Bolles	0	--	0
JL Skinner	0	--	0
John Franklin-Myers	0	--	0
Bo Nix	0	--	0
Jordan Turner	0	--	0





# POSTSEASON MISC. GAME INFORMATION



GAME	W/L	KICKOFF	LENGTH	ATTN.	TEMP.	TV	BROADCAST CREW	OFFICIALS
vs. Buf. (1/17)	W, 33-30 (OT)	2:30 p.m. MST	3:41	77,043	36° F	CBS	Jim Nantz Tony Romo Tracy Wolfson	REF: Carl Cheffers (51); UMP: Mark Pellis (131); DJ: Jerod Phillips (6); LJ: Rusty Baynes (59); FJ: Jabir Walker (26); SJ: Allen Baynes (56); BJ: Scott Helverson (93); RO: Kevin Stine





# **GAME RECAPS**

# GAME SUMMARIES



12

## WEEK 1

Tennessee Titans 12, Denver Broncos 20

73,747  Empower Field at Mile High  Sep 7, 2025



20

Tennessee Titans	3	6	3	0	—	12
Denver Broncos	3	7	3	7	—	20

The Denver Broncos started off the 2025 season on the right foot, defeating the Tennessee Titans 20-12 in their Week 1 matchup at Empower Field at Mile High.

In Denver's first Week 1 win since 2021, the Broncos' defense led the way, limiting Tennessee to just 133 total yards of offense in the contest. It was the fewest yards allowed by the club in its season opener in team history.

The Broncos also did not allow the Titans to score a touchdown, marking their second straight regular-season game without allowing their opponent to reach the end zone.

WR Courtland Sutton recorded 61 receiving yards on six catches (10.2 avg.) with one touchdown in the contest. With that performance, he eclipsed Emmanuel Sanders for the 10th-most receiving yards in team history while also tying Eric Decker for the 10th-most receiving touchdowns in team annals.

Tennessee would get on the board first as the Titans took their opening drive 33 yards and ended with a 50-yard field goal to take the early 3-0 lead.

Denver would respond back though, as QB Bo Nix led a 10-play, 44-yard drive that set up a 39-yard field goal from K Wil Lutz. With that field goal, the Broncos scored points on the opening drive of the season for the fourth straight year.

The defenses for both teams would take over after that, as no team would score until Tennessee got another field goal with 2:19 left in the second quarter to make it 6-3. The Broncos also got a takeaway early in the quarter as a forced fumble by S Talanoa Hufanga was recovered by S Brandon Jones.

The Broncos would take the lead for the first time late in the half, as Nix connected with Sutton on a 22-yard pass for Sutton's 33rd career touchdown catch to make it 10-6. The Titans would answer before the half as a 71-yard kickoff return set up a 42-yard field goal to send the game into halftime with a score of 10-9.

Tennessee would get the lead back on their first drive of the second half as an interception by Nix resulted in another field goal for the Titans to make it 12-10.

The Broncos re-gained the lead on the next drive, as Denver traveled 48 yards on 13 plays and ended with a 33-yard field goal by Lutz to make it 13-12.

The scoring would end in the fourth quarter, as a 50-yard rush by rookie RB R.J. Harvey helped set up RB J.K. Dobbins' first touchdown with the Broncos on a 19-yard carry to make it 20-12.

The Titans would get the ball three more times, but Denver's defense stifled them to clinch the win and start the season 1-0.

**OFFICIALS:** Referee: Alex Kemp (55), Umpire: Brandon Ellison (128), Down Judge: Mike Carr (63), Field Judge: Sean Petty (28), Side Judge: Lo van Pham (99), Back Judge: Scott Helverson (93), Replay Official: Tim England, Replay Assistant: Julie Johnson

### TENNESSEE TITANS

PASSING	ATT	CP	YDS	SK/YD	TD	LG	INT	RTG
Cam Ward	28	12	112	6/50	0	29	0	54.5
<b>TOTAL</b>	<b>28</b>	<b>12</b>	<b>112</b>	<b>6/50</b>	<b>0</b>	<b>29</b>	<b>0</b>	<b>54.5</b>

RUSHING	ATT	YDS	AVG	LG	TD
Tony Pollard	18	60	3.3	9	0
Chimere Dike	1	9	9.0	9	0
Julius Chestnut	2	2	1.0	1	0
<b>TOTAL</b>	<b>21</b>	<b>71</b>	<b>3.4</b>	<b>9</b>	<b>0</b>

RECEIVING	NO	YDS	AVG	LG	TD
Calvin Ridley	4	27	6.8	13	0
Chig Okonkwo	3	19	6.3	14	0
Elic Ayomanor	2	13	6.5	10	0
Tony Pollard	1	29	29.0	29	0
Gunnar Helm	1	16	16.0	16	0
Bryce Oliver	1	8	8.0	8	0
<b>TOTAL</b>	<b>12</b>	<b>112</b>	<b>9.3</b>	<b>29</b>	<b>0</b>

TOP DEFENSE	TOT	SOLO	AST	SCK	YDS	INT
Jarvis Brownlee Jr.	9	6	3	0.0	0.0	0
Cody Barton	9	5	4	0.0	0.0	0
Cedric Gray	7	4	3	0.0	0.0	0

FIELD GOALS	FGM/FGA	PERCENT	RESULTS
Joey Slye	4-4	100.0	50G, 33G, 42G, 35G
<b>TOTAL</b>	<b>4-4</b>	<b>100.0</b>	

### DENVER BRONCOS

PASSING	ATT	CP	YDS	SK/YD	TD	LG	INT	RTG
Bo Nix	40	25	176	1/10	1	22t	2	60.0
<b>TOTAL</b>	<b>40</b>	<b>25</b>	<b>176</b>	<b>1/10</b>	<b>1</b>	<b>22T</b>	<b>2</b>	<b>60.0</b>

RUSHING	ATT	YDS	AVG	LG	TD
RJ Harvey	6	70	11.7	50	0
J.K. Dobbins	16	63	3.9	19t	1
Bo Nix	8	18	2.3	11	0
<b>TOTAL</b>	<b>30</b>	<b>151</b>	<b>5.0</b>	<b>50</b>	<b>1</b>

RECEIVING	NO	YDS	AVG	LG	TD
Courtland Sutton	6	61	10.2	22t	1
Troy Franklin	4	44	11.0	18	0
Evan Engram	3	21	7.0	10	0
Marvin Mims Jr.	3	12	4.0	7	0
Tyler Badie	2	16	8.0	13	0
J.K. Dobbins	2	5	2.5	3	0
Lucas Krull	1	6	6.0	6	0
Adam Trautman	1	5	5.0	5	0
Adam Prentice	1	4	4.0	4	0
Trent Sherfield Sr.	1	3	3.0	3	0
RJ Harvey	1	-1	-1.0	-1	0
<b>TOTAL</b>	<b>25</b>	<b>176</b>	<b>7.0</b>	<b>22T</b>	<b>1</b>

TOP DEFENSE	TOT	SOLO	AST	SCK	YDS	INT
Talanoa Hufanga	11	7	4	0.0	0.0	0
Riley Moss	7	5	2	0.0	0.0	0
Brandon Jones	7	2	5	0.0	0.0	0

FIELD GOALS	FGM/FGA	PERCENT	RESULTS
Wil Lutz	2-2	100.0	39G, 33G
<b>TOTAL</b>	<b>2-2</b>	<b>100.0</b>	

### Team Statistics

	Titans	Broncos
First Downs	7	20
3rd-Down Eff. (Made/Att/Pct)	2/14/14%	6/15/40%
4th-Down Eff. (Made/Att/Pct)	0/1/0%	0/2/0%
Total Net Yards	133	317
Total Plays	55	71
Yards Per Play	2.4	4.5
Rushes/Net Yards	21/71	30/151
Net Passing	62	166
Pass Attempts/Completions	28/12	40/25
Had Intercepted	0	2
Sacked/Yards Lost	6/50	1/10
Punts/Average	8/49.4	3/48.0
Penalties/Yards	13/131	6/45
Fumbles/Lost	2/2	2/2
Possession Time	28:04	31:56



# GAME SUMMARIES



28

## WEEK 2

Denver Broncos 28, Indianapolis Colts 29  
63,910 Lucas Oil Stadium Sep 14, 2025



29

Denver Broncos	7	14	7	0	—	28
Indianapolis Colts	6	14	3	6	—	29

On their first road trip of the season, the Denver Broncos would take their first loss, falling to the Indianapolis Colts 29-28 at Lucas Oil Stadium.

QB Bo Nix would record his eighth career game with a 100+ passer rating and sixth career game without being sacked. On the game, he completed 22-of-30 passes for 206 yards with three touchdowns and one interception (111.2 rtg.).

RB J.K. Dobbins also had a solid performance, rushing 14 times for 76 yards (5.4 avg.) with one touchdown. He became the first Bronco since 2021 to total over 50 yards rushing and one rushing score in consecutive games.

In a highly offensive game, the Colts got on the board first as they would take their first drive of the game 61 yards, but Denver would prevent them from reaching the end zone. A 29-yard field goal by Indianapolis would make the score 3-0.

Denver answered right back though, as it would take six plays to go 64 yards to reach the end zone when Nix found WR Marvin Mims Jr. for a 23-yard score to make it 7-3.

The Colts would get three back as they got another field goal on their next drive then take the lead early in the second quarter after a one-yard touchdown rush would give Indianapolis a 13-7 lead.

The Broncos got the lead right back though, as they would get a touchdown from Nix to WR Troy Franklin to take the 14-13 lead. Franklin would finish the game with career highs of eight catches, 89 receiving yards and an 11.1 receiving average.

Denver expanded their lead after a two-yard touchdown pass from Nix to Trautman with 3:03 remaining in the half. The Colts would close the lead though before the half as a seven-yard touchdown pass would get the score to 21-20 right before half.

Denver would get their eight-point lead out of half as Dobbins got his second rushing touchdown of the season from five yards out on the first drive of the half to make it 28-10.

The Colts would start to claw back as they got a field goal on their first drive of the half to make it a 28-23 game. After a Nix interception at the beginning of the fourth quarter, the Colts would again drive down the field. Denver's defense prevented Indianapolis from reaching the end zone, settling for another field goal to make it 28-26.

A missed field goal by K Wil Lutz would allow the Colts to get the ball back with 3:15 remaining in the game. After a penalty negated a missed 60-yard field goal attempt at the end of the game, the Colts would win with a walk-off 45-yard attempt to win the game 29-28.

INDIANAPOLIS COLTS (HEAD COACH: SHANE STEICHEN)					
OFFENSE			DEFENSE		
LT	79	B. Raimann	DE	51	K. Paye
LG	56	Q. Nelson	DT	90	G. Stewart
C	60	T. Bortolini	DT	92	N. Gallimore
RG	71	M. Goncalves	DT	99	D. Buckner
RT	72	B. Smith	DE	52	S. Ebukam
TE	84	T. Warren	WLB	48	J. Bachie
WR	2	J. Downs	MLB	44	Z. Franklin
WR	14	A. Pierce	CB	4	X. Howard
WR	11	M. Pittman Jr.	CB	29	M. Blackmon
QB	17	D. Jones	FS	0	C. Bynum
RB	28	J. Taylor	SS	20	N. Cross

DENVER BRONCOS (HEAD COACH: SEAN PAYTON)					
OFFENSE			DEFENSE		
LT	72	G. Bolles	DE	99	Z. Allen
LG	74	B. Powers	DT	93	D. Jones
C	60	L. Wattenberg	DE	98	J. Franklin-Myers
RG	77	Q. Meinerz	SLB	0	J. Cooper
RT	69	M. McGlinchey	WLB	15	N. Bonitto
TE	82	A. Trautman	ILB	49	A. Singleton
TE	85	L. Krull	ILB	40	J. Strnad
WR	14	C. Sutton	RCB	21	R. Moss
RB	27	J. Dobbins	NCB	23	J. Barron
FB	46	A. Prentice	S	9	T. Hufanga
QB	10	B. Nix	S	22	B. Jones

**OFFICIALS:** Referee: Craig Wrolstad (4), Umpire: Brandon Cruse (22), Down Judge: Danny Short (113), Line Judge: Brett Bergman (17), Field Judge: Trawick Boger (23), Side Judge: Frank Steratore (132), Back Judge: Rich Martinez (39), Replay Official: Gavin Anderson, Replay Assistant: Ken Hall

### DENVER BRONCOS

PASSING	ATT	CP	YDS	SK/YD	TD	LG	INT	RTG
Bo Nix	30	22	206	0/0	3	42	1	111.2
<b>TOTAL</b>	<b>30</b>	<b>22</b>	<b>206</b>	<b>0/0</b>	<b>3</b>	<b>42</b>	<b>1</b>	<b>111.3</b>

RUSHING	ATT	YDS	AVG	LG	TD
J.K. Dobbins	14	76	5.4	23	1
Bo Nix	3	20	6.7	18	0
Troy Franklin	1	11	11.0	11	0
RJ Harvey	5	8	1.6	3	0
Tyler Badie	1	3	3.0	3	0
<b>TOTAL</b>	<b>24</b>	<b>118</b>	<b>4.9</b>	<b>23</b>	<b>1</b>

RECEIVING	NO	YDS	AVG	LG	TD
Troy Franklin	8	89	11.1	42	1
Adam Trautman	3	10	3.3	7	1
Marvin Mims Jr.	2	24	12.0	23t	1
Tyler Badie	2	19	9.5	19	0
Pat Bryant	2	18	9.0	12	0
RJ Harvey	1	16	16.0	16	0
Evan Engram	1	12	12.0	12	0
J.K. Dobbins	1	9	9.0	9	0
Courtland Sutton	1	6	6.0	6	0
Trent Sherfield Sr.	1	3	3.0	3	0
<b>TOTAL</b>	<b>22</b>	<b>206</b>	<b>9.4</b>	<b>42</b>	<b>3</b>

TOP DEFENSE	TOT	SOLO	AST	SCK	YDS	INT
Pat Surtain II	11	9	2	0.0	0.0	0
Talanoa Hufanga	10	5	5	0.0	0.0	0
Alex Singleton	9	4	5	0.0	0.0	0

FIELD GOALS	FGM/FGA	PERCENT	RESULTS
Wil Lutz	0-1	0.0	42RU
<b>TOTAL</b>	<b>0-1</b>	<b>0.0</b>	

### INDIANAPOLIS COLTS

PASSING	ATT	CP	YDS	SK/YD	TD	LG	INT	RTG
Daniel Jones	34	23	316	1/10	1	44	0	107.0
<b>TOTAL</b>	<b>34</b>	<b>23</b>	<b>316</b>	<b>1/10</b>	<b>1</b>	<b>44</b>	<b>0</b>	<b>107.0</b>

RUSHING	ATT	YDS	AVG	LG	TD
Jonathan Taylor	25	165	6.6	68	0
Daniel Jones	6	2	0.3	2	1
Tyler Warren	1	0	0.0	0	0
<b>TOTAL</b>	<b>32</b>	<b>167</b>	<b>5.2</b>	<b>68</b>	<b>1</b>

RECEIVING	NO	YDS	AVG	LG	TD
Josh Downs	6	51	8.5	19	0
Tyler Warren	4	79	19.8	41	0
Alec Pierce	4	68	17.0	44	0
Michael Pittman Jr.	4	40	10.0	12	0
Jonathan Taylor	2	50	25.0	43	1
Adonai Mitchell	2	20	10.0	12	0
Mo Alie-Cox	1	8	8.0	8	0
<b>TOTAL</b>	<b>23</b>	<b>316</b>	<b>13.7</b>	<b>44</b>	<b>1</b>

TOP DEFENSE	TOT	SOLO	AST	SCK	YDS	INT
Nick Cross	7	5	2	0.0	0.0	0
DeForest Buckner	6	6	0	0.0	0.0	0
Grover Stewart	6	4	2	0.0	0.0	0

FIELD GOALS	FGM/FGA	PERCENT	RESULTS
Spencer Shrader	5-5	100.0	29G, 33G, 36G, 28G, 45G
<b>TOTAL</b>	<b>5-5</b>	<b>100.0</b>	

### Team Statistics

	Broncos	Colts
First Downs	23	26
3rd-Down Eff. (Made/Att/Pct)	4/9/44%	6/13/46%
4th-Down Eff. (Made/Att/Pct)	0/0/0%	0/2/0%
Total Net Yards	324	473
Total Plays	54	67
Yards Per Play	6.0	7.1
Rushes/Net Yards	24/118	32/167
Net Passing	206	306
Pass Attempts/Completions	30/22	34/23
Had Intercepted	1	0
Sacked/Yards Lost	0/0	1/10
Punts/Average	3/44.7	0/0.0
Penalties/Yards	8/83	11/68
Fumbles/Lost	0/0	0/0
Possession Time	27:53	32:07





# GAME SUMMARIES



20

## WEEK 3

Denver Broncos 20, Los Angeles Chargers 23  
70,740 SoFi Stadium Sep 21, 2025



23

Denver Broncos .....	0	7	10	3	—	20
Los Angeles Chargers .....	3	7	3	10	—	23

The Denver Broncos fell in their first divisional matchup of the season on a last second field goal, losing 23-20 to the Los Angeles Chargers on the road.

WR Courtland Sutton finished the contest with six catches for 118 yards (19.7 avg.) with one touchdown, his ninth career 100-yard performance-overtaking ninth in the club's all-time receiving yards list. RB J.K. Dobbins also finished with 83 yards on 11 rushing attempts (7.5 avg.) with one score, becoming the first Bronco since 2008 to rush for a touchdown in each of the first three games of a season.

Denver's defense put on the pressure all game, as they racked up five sacks, including 14 quarterback hits. OLB Nik Bonitto led the team with two sacks while OLB Jonathon Cooper (1.0), DT D.J. Jones (1.0), and DE John Franklin-Myers (1.0) all got in on the action.

The Broncos were able to limit the Chargers early as their opening drive would go 56 yards on eight plays, but had to settle for a field goal to make it 3-0. After the teams traded possessions, including one that ended with an interception by S Brandon Jones, the Chargers finally broke through with a two-yard touchdown to make it 10-0 with 1:53 remaining.

Denver would answer right back though, as a 52-yard connection between Sutton and QB Bo Nix just 1:10 later made it 10-7 with 0:46 left in the half.

The Broncos would take the lead back on their first drive of the second half as Dobbins carried the ball three times for 66 yards, including a 51-yard rush, to give Denver a 14-10 advantage.

After a forced fumble by OLB Jonah Elliss that was recovered by S J.L. Skinner on the ensuing kickoff, the Broncos extended their lead 17-10 with a field goal by K Wil Lutz.

Los Angeles would fight back though, as a field goal with 5:38 remaining in the third quarter would make the score 17-13 going into the final frame.

Another Lutz field goal would give Denver a seven point lead again, but the Chargers would get a touchdown with 2:37 left in the game. Los Angeles would get the ball back with 1:43 left and drive down the field to set up the game-winning 43-yard field goal as time expired.

### LOS ANGELES CHARGERS (HEAD COACH: JIM HARBAUGH)

OFFENSE				DEFENSE			
WR	1	Q. Johnston	OLB	48	B. Dupree		
WR	15	L. McConkey	OLB	45	T. Tuipulotu		
TE	83	T. Conklin	DL	91	D. Hand		
TE	42	T. Fisk	DL	90	T. Tart		
C	75	B. Bozeman	LB	43	T. Dye		
QB	10	J. Herbert	LB	0	D. Henley		
RB	8	O. Hampton	CB	26	D. Jackson		
			CB	29	T. Still		
			S	32	A. Gilman		
			S	3	D. James Jr.		
			S	23	T. Jefferson		

### DENVER BRONCOS (HEAD COACH: SEAN PAYTON)

OFFENSE				DEFENSE			
WR	19	M. Mims Jr.	DE	99	Z. Allen		
WR	11	T. Franklin	NT	93	D. Jones		
LT	72	G. Bolles	DE	98	J. Franklin-Myers		
LG	74	B. Powers	SLB	0	J. Cooper		
C	60	L. Wattenberg	WLB	15	N. Bonitto		
RG	77	Q. Meinerz	ILB	49	A. Singleton		
RT	69	M. McGlinchey	ILB	40	J. Strnad		
TE	85	L. Krull	LCB	2	P. Surtain II		
WR	14	C. Sutton	RCB	21	R. Moss		
RB	12	R. Harvey	S	9	T. Hufanga		
QB	10	B. Nix	S	22	B. Jones		

**OFFICIALS:** Referee: Shawn Smith (14), Umpire: Tra Blake (3), Down Judge: Jay Bilbo (84), Line Judge: Jeff Seeman (45), Field Judge: Dyrrol Prioleau (109), Side Judge: Boris Cheek (41), Back Judge: Dino Paganelli (105), Replay Official: Mike Wimmer

### DENVER BRONCOS

PASSING	ATT	CP	YDS	SK/YD	TD	LG	INT	RTG
Bo Nix	25	14	153	2/6	1	52t	0	87.6
<b>TOTAL</b>	<b>25</b>	<b>14</b>	<b>153</b>	<b>2/6</b>	<b>1</b>	<b>52T</b>	<b>0</b>	<b>87.6</b>

RUSHING	ATT	YDS	AVG	LG	TD
J.K. Dobbins	11	83	7.5	41	1
Bo Nix	8	33	4.1	12	0
RJ Harvey	2	2	1.0	4	0
<b>TOTAL</b>	<b>21</b>	<b>118</b>	<b>5.6</b>	<b>41</b>	<b>1</b>

RECEIVING	NO	YDS	AVG	LG	TD
Courtland Sutton	6	118	19.7	52t	1
RJ Harvey	3	14	4.7	9	0
Troy Franklin	2	8	4.0	7	0
Lucas Krull	1	9	9.0	9	0
Marvin Mims Jr.	1	4	4.0	4	0
J.K. Dobbins	1	0	0.0	0	0
<b>TOTAL</b>	<b>14</b>	<b>153</b>	<b>10.9</b>	<b>52T</b>	<b>1</b>

TOP DEFENSE	TOT	SOLO	AST	SCK	YDS	INT
Alex Singleton	12	4	8	0.0	0.0	0
Brandon Jones	11	6	5	0.0	0.0	1
Talanoa Hufanga	6	4	2	0.0	0.0	0

FIELD GOALS	FGM/FGA	PERCENT	RESULTS
Wil Lutz	2-2	100.0	42G, 26G
<b>TOTAL</b>	<b>2-2</b>	<b>100.0</b>	

### LOS ANGELES CHARGERS

PASSING	ATT	CP	YDS	SK/YD	TD	LG	INT	RTG
Justin Herbert	47	28	300	5/30	1	37	1	76.6
<b>TOTAL</b>	<b>47</b>	<b>28</b>	<b>300</b>	<b>5/30</b>	<b>1</b>	<b>37</b>	<b>1</b>	<b>76.6</b>

RUSHING	ATT	YDS	AVG	LG	TD
Omarion Hampton	19	70	3.7	11	1
Najee Harris	6	28	4.7	7	0
Justin Herbert	2	6	3.0	4	0
Derius Davis	1	2	2.0	2	0
<b>TOTAL</b>	<b>28</b>	<b>106</b>	<b>3.8</b>	<b>11</b>	<b>1</b>

RECEIVING	NO	YDS	AVG	LG	TD
Keenan Allen	7	65	9.3	20t	1
Quentin Johnston	6	89	14.8	37	0
Omarion Hampton	6	59	9.8	22	0
Oronde Gadsden	5	46	9.2	17	0
Ladd McConkey	4	41	10.3	14	0
<b>TOTAL</b>	<b>28</b>	<b>300</b>	<b>10.7</b>	<b>37</b>	<b>1</b>

TOP DEFENSE	TOT	SOLO	AST	SCK	YDS	INT
Derwin James Jr.	12	10	2	1.0	6.0	0
Tony Jefferson	4	3	1	0.0	0.0	0
Daiyan Henley	4	2	2	0.0	0.0	0

FIELD GOALS	FGM/FGA	PERCENT	RESULTS
Cameron Dicker	3-3	100.0	32G, 24G, 43G
<b>TOTAL</b>	<b>3-3</b>	<b>100.0</b>	

### Team Statistics

	Broncos	Chargers
First Downs	9	29
3rd-Down Eff. (Made/Att/Pct)	2/13/15%	8/17/47%
4th-Down Eff. (Made/Att/Pct)	2/2/100%	0/0/0%
Total Net Yards	265	376
Total Plays	48	80
Yards Per Play	5.5	4.7
Rushes/Net Yards	21/118	28/106
Net Passing	147	270
Pass Attempts/Completions	25/14	47/28
Had Intercepted	0	1
Sacked/Yards Lost	2/6	5/30
Punts/Average	7/47.1	5/49.8
Penalties/Yards	10/90	3/25
Fumbles/Lost	0/0	2/1
Possession Time	23:40	36:20



# GAME SUMMARIES



## WEEK 4

Cincinnati Bengals 3, Denver Broncos 28

75,673  Empower Field at Mile High  Sep 29, 2025



Cincinnati Bengals ..... 3 0 0 0 — 3  
Denver Broncos ..... 7 14 0 7 — 28

The Denver Broncos got back on the winning track on Monday Night Football after defeating the Cincinnati Bengals, 28-3. The Broncos totaled 512 yards of offense on the night, the most by the club in a single contest since the 2014 season. On the defensive side of the ball, Denver's defense produced their seventh game without allowing a touchdown under defensive coordinator Vance Joseph, the most in the NFL since 2023.

QB Bo Nix had a one of his best performances yet, setting a new career high with 326 passing yards while tying his career best with 29 completions. RB J.K. Dobbins also produced at a premium, becoming the first Bronco since the 2022 season to eclipse the 100-yard rushing mark with his 101-yard performance.

With five catches for 81 yards (16.2 avg.) with one touchdown on the game, WR Courtland Sutton overtook eighth place in team history in receptions (397).

The Bengals got onto the board first, as they took their opening possession of the game 62 yards on 12 plays, but could not punch the ball into the endzone. A 26-yard field goal would make it 3-0 Bengals and proved to be all they would be able to get on the scoreboard.

After punts by both teams, Denver would take their second possession 64 yards down the field on nine plays, ending with Nix's fifth career rushing touchdown from six yards out to make it 7-3.

It wouldn't take too long for the Broncos to expand on that lead, going 80 yards on their next drive to increase their lead to 14-3 after WR Marvin Mims recorded his first career rushing score from 16 yards out. Nix helped lead the way down the field on the drive, converting two third down opportunities with passes to Sutton that went 19 and 22 yards.

After it seemed the teams would go into the half at 14-3, Denver made a quick drive with 1:09 left in the second quarter. Nix would find Sutton in the end zone from 20 yards out, marking Sutton's 35th receiving touchdown of his career to make it 21-3.

Both defenses would button up in the second half, as the third quarter would go scoreless, but the Broncos would punch through one last time with 5:48 left in the fourth quarter. RB RJ Harvey would catch a pass from Nix from the 12 yard line and take it in for his first career touchdown to make it 28-3.

After a quick three-and-out by Cincinnati, the Broncos would be able to ice the game to take the primetime win and get back to .500 on the season.

CINCINNATI BENGALS (HEAD COACH: ZAC TAYLOR)									
OFFENSE					DEFENSE				
WR	1	J. Chase	LDE	91	T. Hendrickson				
WR	5	T. Higgins	LDE	99	M. Murphy				
C	64	T. Karras	DT	92	B. Hill				
QB	6	J. Browning	DT	98	T. Stalon Jr.				
HB	30	C. Brown	LB	42	O. Burks				
			LB	44	D. Knight Jr.				
			LB	55	L. Wilson				
			CB	23	D. Hill				
			CB	20	D. Turner II				
			S	27	J. Battle				
			S	22	G. Stone				

DENVER BRONCOS (HEAD COACH: SEAN PAYTON)									
OFFENSE					DEFENSE				
WR	11	T. Franklin	DE	99	Z. Allen				
LT	72	G. Bolles	NT	93	D. Jones				
LG	74	B. Powers	DE	98	J. Franklin-Myers				
C	60	L. Wattenberg	SLB	0	J. Cooper				
RG	77	O. Weiner	ILB	15	N. Bonitto				
RT	69	M. McGilchey	ILB	49	A. Singleton				
TE	82	A. Trautman	ILB	40	J. Strnad				
TE	45	N. Adkins	LCB	2	P. Surtain II				
WR	14	C. Sutton	RCB	21	R. Moss				
RB	27	J. Dobbins	S	9	T. Hufanga				
QB	10	B. Nix	S	22	B. Jones				

**OFFICIALS:** Referee: Alex Moore (49), Umpire: Terry Killens Jr. (77), Down Judge: Dana McKenzie (8), Line Judge: Thomas Eaton (87), Field Judge: Mearl Robinson (31), Side Judge: Anthony Jeffries (36), Back Judge: Terrence Miles (111), Replay Official: Tyler Cerimeli, Replay Assistant: Desiree Abrams

### CINCINNATI BENGALS

PASSING	ATT	CP	YDS	SK/YD	TD	LG	INT	RTG
Jake Browning	25	14	125	3/19	0	22	0	69.6
<b>TOTAL</b>	<b>25</b>	<b>14</b>	<b>125</b>	<b>3/19</b>	<b>0</b>	<b>22</b>	<b>0</b>	<b>69.6</b>

RUSHING	ATT	YDS	AVG	LG	TD
Chase Brown	10	40	4.0	6	0
Andreli Iosivas	1	5	5.0	5	0
Jake Browning	3	4	1.3	3	0
Samaje Perine	1	4	4.0	4	0
<b>TOTAL</b>	<b>15</b>	<b>53</b>	<b>3.5</b>	<b>6</b>	<b>0</b>

RECEIVING	NO	YDS	AVG	LG	TD
Ja'Marr Chase	5	23	4.6	10	0
Tee Higgins	3	32	10.7	19	0
Chase Brown	3	31	10.3	12	0
Andreli Iosivas	1	22	22.0	22	0
Mitch Tinsley	1	9	9.0	9	0
Mike Gesicki	1	8	8.0	8	0
<b>TOTAL</b>	<b>14</b>	<b>125</b>	<b>8.9</b>	<b>22</b>	<b>0</b>

TOP DEFENSE	TOT	SOLO	AST	SCK	YDS	INT
Demetrius Knight Jr.	10	6	4	0.0	0.0	1
Geno Stone	10	4	6	0.0	0.0	0
Dax Hill	9	5	4	0.0	0.0	0

FIELD GOALS	FGM/FGA	PERCENT	RESULTS
Evan McPherson	1-1	100.0	26G
<b>TOTAL</b>	<b>1-1</b>	<b>100.0</b>	

### DENVER BRONCOS

PASSING	ATT	CP	YDS	SK/YD	TD	LG	INT	RTG
Bo Nix	42	29	326	0/0	2	28	1	97.9
<b>TOTAL</b>	<b>42</b>	<b>29</b>	<b>326</b>	<b>0/0</b>	<b>2</b>	<b>28</b>	<b>1</b>	<b>97.9</b>

RUSHING	ATT	YDS	AVG	LG	TD
J.K. Dobbins	16	101	6.3	16	0
RJ Harvey	14	58	4.1	9	0
Marvin Mims Jr.	1	16	16.0	16t	1
Bo Nix	6	7	1.2	6t	1
Adam Prentice	1	4	4.0	4	0
<b>TOTAL</b>	<b>38</b>	<b>186</b>	<b>4.9</b>	<b>16T</b>	<b>2</b>

RECEIVING	NO	YDS	AVG	LG	TD
Marvin Mims Jr.	6	69	11.5	28	0
Courtland Sutton	5	81	16.2	22	1
Troy Franklin	4	55	13.8	23	0
RJ Harvey	4	40	10.0	14	1
Evan Engram	4	29	7.3	11	0
Adam Trautman	2	32	16.0	26	0
Nate Adkins	2	5	2.5	7	0
Tyler Badie	1	11	11.0	11	0
J.K. Dobbins	1	4	4.0	4	0
<b>TOTAL</b>	<b>29</b>	<b>326</b>	<b>11.2</b>	<b>28</b>	<b>2</b>

TOP DEFENSE	TOT	SOLO	AST	SCK	YDS	INT
Alex Singleton	11	6	5	0.0	0.0	0
Ja'Quan McMillian	4	1	3	0.0	0.0	0
Jahdae Barron	3	2	1	0.0	0.0	0

FIELD GOALS	FGM/FGA	PERCENT	RESULTS
No Field Goals			

### Team Statistics

	Bengals	Broncos
First Downs	9	29
3rd-Down Eff. (Made/Att/Pct)	2/11/18%	8/14/57%
4th-Down Eff. (Made/Att/Pct)	0/0/0%	0/1/0%
Total Net Yards	159	512
Total Plays	43	80
Yards Per Play	3.7	6.4
Rushes/Net Yards	15/53	38/186
Net Passing	106	326
Pass Attempts/Completions	25/14	42/29
Had Intercepted	0	1
Sacked/Yards Lost	3/19	0/0
Punts/Average	8/50.4	4/49.8
Penalties/Yards	11/65	7/72
Fumbles/Lost	0/0	0/0
Possession Time	22:02	37:58



# GAME SUMMARIES



21

## WEEK 5

Denver Broncos 21, Philadelphia Eagles 17  
69,879  Lincoln Financial Field  Oct 5, 2025



17

Denver Broncos	3	0	0	18	—	21
Philadelphia Eagles	3	7	7	0	—	17

The Denver Broncos kept up their winning ways as they defeated the defending Super Bowl Champion Philadelphia Eagles in Week 5 by the score of 21-17.

Scoring 18 unanswered points to end the game to clinch the victory, the Broncos got a win coming back from down 14 points entering the fourth quarter on the road for just the second time in team history.

The Broncos rushing attack kept churning in the contest, finishing the game with 130 yards on 29 carries (4.5 avg.) with one touchdown. With that performance, the Broncos have rushed for at least 100 yards and one touchdown in each of the first five games of a season for just the third time in team history and the first time since 1978.

OLB Nik Bonitto also had a career day, tying his career high with 2.5 sacks to up his total to 7 on the season. Bonitto becomes just the fourth player in team history to record multiple sacks in three straight games while his seven sacks are the second most by a Bronco through five games in a season.

The game started on a strong foot for the Broncos as on their second drive, they would go 32 yards and set up a 55-yard field goal by K Wil Lutz to take a 3-0 lead.

Philadelphia would answer right back though, as on their next drive they would drive 70 yards to get a field goal on their own to tie the game at 3-3. The Eagles also took over the lead on their next possession, as they went 90 yards on seven plays and ended with a two-yard touchdown pass to make it 10-3.

While the rest of the half would end up being a defensive struggle, the Eagles would try to pull away at the start of the second half, scoring on a 47-yard pass to take the 17-3 lead.

Denver entered the fourth quarter down 14 points and would start to chip away at that deficit, scoring on their first drive of the fourth quarter after RB J.K. Dobbins rushed in from two yards out. Dobbins would finish the game with 79 rushing yards on 20 carries (4.0 avg.) with one score.

The Broncos would tie it up on their next drive after TE Evan Engram scored his first touchdown as a Bronco from 11 yards away. WR Courtland Sutton helped drive the Broncos down the field and would finish the game with eight receptions for 99 yards.

Sutton also surpassed Vance Johnson for the eighth-most receiving yards in team history.

After another forced three-and-out by the Broncos defense, the offense would drive down the field one more time, setting up another field goal by Lutz to make it 21-17. After a failed Hail Mary by Philadelphia at the end of the game, Denver clinched its third win of the season.

### DENVER BRONCOS

PASSING	ATT	CP	YDS	SK/YD	TD	LG	INT	RTG
Bo Nix	39	24	242	2/14	1	34	0	87.8
TOTAL	39	24	242	2/14	1	34	0	87.8

RUSHING	ATT	YDS	AVG	LG	TD
J.K. Dobbins	20	79	4.0	17	1
Bo Nix	3	22	7.3	14	0
RJ Harvey	4	12	3.0	8	0
Marvin Mims Jr.	1	9	9.0	9	0
Adam Prentice	1	8	8.0	8	0
TOTAL	29	130	4.5	17	1

RECEIVING	NO	YDS	AVG	LG	TD
Courtland Sutton	8	99	12.4	34	0
Evan Engram	4	33	8.3	18	1
Troy Franklin	3	35	11.7	20	0
RJ Harvey	3	18	6.0	11	0
Marvin Mims Jr.	2	10	5.0	6	0
Tyler Badie	1	16	16.0	16	0
Trent Sherfield Sr.	1	15	15.0	15	0
Adam Trautman	1	11	11.0	11	0
J.K. Dobbins	1	5	5.0	5	0
TOTAL	24	242	10.1	34	1

TOP DEFENSE	TOT	SOLO	AST	SCK	YDS	INT
Talanoa Hufanga	7	4	3	0.0	0.0	0
Pat Surtain II	6	5	1	0.0	0.0	0
Alex Singleton	6	4	2	1.0	1.0	0

FIELD GOALS	FGM/FGA	PERCENT	RESULTS
Wil Lutz	2-2	100.0	55G, 36G
TOTAL	2-2	100.0	

### Team Statistics

	Broncos	Eagles
First Downs	23	16
3rd-Down Eff. (Made/Att/Pct)	5/16/31%	2/11/18%
4th-Down Eff. (Made/Att/Pct)	0/0/0%	0/0/0%
Total Net Yards	358	302
Total Plays	70	55
Yards Per Play	5.1	5.5
Rushes/Net Yards	29/130	11/45
Net Passing	228	257
Pass Attempts/Completions	39/24	38/23
Had Intercepted	0	0
Sacked/Yards Lost	2/14	6/23
Punts/Average	7/46.9	7/51.3
Penalties/Yards	12/121	9/55
Fumbles/Lost	0/0	0/0
Possession Time	34:17	25:43

PHILADELPHIA EAGLES (HEAD COACH: NICK SIRIANNI)					
OFFENSE			DEFENSE		
WR	11	A. Brown	OLB	58	J. Hunt
WR	2	J. Dotson	OLB	52	Z. Smith
WR	6	D. Smith	DT	98	J. Carter
C	51	C. Jurgens	DT	90	J. Davis
TE	88	D. Goedert	LB	53	Z. Baun
QB	1	J. Hurts	LB	30	J. Campbell
RB	26	S. Barkley	CB	27	K. Mitchell
			CB	7	K. Ringo
			DB	33	C. DeJean
			S	32	R. Blankenship
			S	24	A. Mukuba

DENVER BRONCOS (HEAD COACH: SEAN PAYTON)					
OFFENSE			DEFENSE		
WR	11	T. Franklin	DE	99	Z. Allen
LT	72	G. Bolles	NT	93	D. Jones
LG	74	B. Powers	SLB	0	J. Cooper
C	60	L. Wattenberg	WLB	15	N. Bonitto
RG	77	O. Meinerz	ILB	49	A. Singleton
RT	69	M. McGlinchey	ILB	40	J. Strnad
TE	45	N. Adkins	LCB	2	P. Surtain II
WR	14	C. Sutton	RCB	21	R. Moss
WR	13	P. Bryant	NCB	29	J. McMillian
RB	27	J. Dobbins	S	9	T. Hufanga
QB	10	B. Nix	S	22	B. Jones

### PHILADELPHIA EAGLES

PASSING	ATT	CP	YDS	SK/YD	TD	LG	INT	RTG
Jalen Hurts	38	23	280	6/23	2	52	0	100.8
TOTAL	38	23	280	6/23	2	52	0	100.8

RUSHING	ATT	YDS	AVG	LG	TD
Saquon Barkley	6	30	5.0	17	0
A.J. Dillon	2	12	6.0	9	0
Jalen Hurts	2	3	1.5	4	0
Will Shipley	1	0	0.0	0	0
TOTAL	11	45	4.1	17	0

RECEIVING	NO	YDS	AVG	LG	TD
DeVonta Smith	8	114	14.3	52	0
A.J. Brown	5	43	8.6	13	0
Saquon Barkley	3	58	19.3	47t	1
Dallas Goedert	3	19	6.3	11	1
Grant Calcaterra	2	18	9.0	11	0
Jahan Dotson	1	24	24.0	24	0
Will Shipley	1	4	4.0	4	0
TOTAL	23	280	12.2	52	2

TOP DEFENSE	TOT	SOLO	AST	SCK	YDS	INT
Zack Baun	12	7	5	1.0	1.0	0
Jihaad Campbell	11	6	5	0.0	0.0	0
Quinyon Mitchell	7	5	2	0.0	0.0	0

FIELD GOALS	FGM/FGA	PERCENT	RESULTS
Jake Elliott	1-1	100.0	31G
TOTAL	1-1	100.0	



# GAME SUMMARIES



13

## WEEK 6

Denver Broncos 13, New York Jets 11

61,155 Tottenham Hotspur Stadium Oct 12, 2025



11

Denver Broncos	10	0	0	3	—	13
New York Jets	6	0	5	0	—	11

The Denver Broncos kept up their winning ways in Week 6 as they swept their two-game road trip, ending with a 13-11 defeat of the New York Jets in London.

On a day that the defenses dominated, the Broncos' pass rush set the tone for the game, racking up nine total sacks. That number tied for the most by the club in a single game since at least 1970.

OLB Jonathon Cooper led the way for Denver, racking up a team-high 2.0 sacks, including the game-clinching takedown in the fourth quarter. S Brandon Jones, OLB Nik Bonitto, S Talanoa Hufanga, ILB Justin Strnad, DL Eyioma Uwazurike, DL Zach Allen and DL John Franklin-Myers also got in on the action.

Denver's defense also stifled the Jets' passing attack, as they allowed -10 net yards passing on the game. That marks the lowest net passing yard total against the Broncos in a game in team history and the second-fewest allowed by any NFL team since 1990.

The Broncos also did not allow their opponent to score a touchdown in the game for a league-high third time this season.

The Jets got on the board first, as a fumble by the Broncos on the third play of the game set them up with good field position at the Denver 37-yard line. The Broncos' defense held firm though, as they forced a 52-yard field goal.

The Broncos would answer right back though, as QB Bo Nix helped lead a drive that would go 23 yards on seven plays and ended with K Wil Lutz's 57-yard field goal to tie it at three apiece. Lutz, who now has the two longest field goals in Tottenham Hotspur Stadium history, went 2-for-2 on the day with field goals, with his 57-yarder being his longest since joining Denver in 2023.

Another field goal by the Jets on the next drive would make it 6-3, but the Broncos would take their first lead of the game next as a 16-yard touchdown pass from Nix to TE Nate Adkins would give them a 10-6 lead.

Both offenses would struggle the rest of the half though, as they would trade punts the rest of the half to go into the break with Denver leading 10-6.

The Jets would string together a longer drive on their opening possession, driving 37 yards to set up another field goal to make it 10-9. A Broncos' holding call in the end zone later in the quarter would cause a safety to give the Jets an 11-10 lead late in the frame.

Nix would help orchestrate a game-winning drive late in the fourth quarter though, going 65 yards to help set up a Lutz field goal from 27 yards out to give Denver the 13-11 lead.

That is all it would take, as the Broncos would shut down the Jets' offense on their attempt to get into field goal position and help clinch Denver's fourth win of the season.

### DENVER BRONCOS

PASSING	ATT	CP	YDS	SK/YD	TD	LG	INT	RTG
Bo Nix	30	19	174	1/6	1	26	0	90.1
TOTAL	30	19	174	1/6	1	26	0	90.1

RUSHING	ATT	YDS	AVG	LG	TD
J.K. Dobbins	14	40	2.9	8	0
Bo Nix	5	24	4.8	11	0
Evan Engram	1	7	7.0	7	0
RJ Harvey	2	4	2.0	2	0
Adam Prentice	1	3	3.0	3	0
Troy Franklin	1	2	2.0	2	0
Jaleel McLaughlin	1	0	0.0	0	0
Marvin Mims Jr.	1	-2	-2.0	-2	0
TOTAL	26	78	3.0	11	0

RECEIVING	NO	YDS	AVG	LG	TD
Evan Engram	5	42	8.4	16	0
RJ Harvey	4	21	5.3	9	0
Troy Franklin	3	19	6.3	7	0
Marvin Mims Jr.	2	30	15.0	26	0
Nate Adkins	2	23	11.5	16	1
Pat Bryant	2	22	11.0	11	0
Courtland Sutton	1	17	17.0	17	0
TOTAL	19	174	9.2	26	1

TOP DEFENSE	TOT	SOLO	AST	SCK	YDS	INT
Alex Singleton	7	5	2	0.0	0.0	0
Brandon Jones	7	3	4	0.5	6.0	0
Riley Moss	6	5	1	0.0	0.0	0

FIELD GOALS	FGM/FGA	PERCENT	RESULTS
Wil Lutz	2-2	100.0	57G, 27G
TOTAL	2-2	100.0	

### Team Statistics

	Broncos	Jets
First Downs	12	8
3rd-Down Eff. (Made/Att/Pct)	5/15/33%	2/15/13%
4th-Down Eff. (Made/Att/Pct)	1/1/100%	1/2/50%
Total Net Yards	246	82
Total Plays	57	57
Yards Per Play	4.3	1.4
Rushes/Net Yards	26/78	31/92
Net Passing	168	-10
Pass Attempts/Completions	30/19	17/9
Had Intercepted	0	0
Sacked/Yards Lost	1/6	9/55
Punts/Average	6/48.5	7/50.7
Penalties/Yards	6/37	2/15
Fumbles/Lost	2/1	1/0
Possession Time	31:08	28:52

NEW YORK JETS (HEAD COACH: AARON GLENN)					
OFFENSE			DEFENSE		
WR	5	G. Wilson	EDGE	11	J. Johnson II
WR	83	J. Reynolds	EDGE	9	W. McDonald IV
TE	89	J. Ruckert	DL	95	O. Williams
TE	85	M. Taylor	DL	97	H. Phillips
QB	7	J. Fields	LB	51	K. Mauigoo
RB	20	B. Hall	LB	44	J. Sherwood
			LB	53	M. Walker
			CB	1	S. Gardner
			CB	21	B. Stephens
			S	8	A. Cisco
			S	27	M. Moore

DENVER BRONCOS (HEAD COACH: SEAN PAYTON)					
OFFENSE			DEFENSE		
WR	5	T. Sherfield Sr.	DE	99	Z. Allen
LT	72	G. Bolles	NT	93	D. Jones
LG	79	M. Peart	DE	98	J. Franklin-Myers
C	60	L. Wattenberg	SLB	0	N. Bonitto
RG	77	Q. Meinerz	WLB	15	A. Singleton
RT	69	M. McGlinchey	ILB	49	J. Strnad
TE	82	A. Trautman	ILB	40	P. Surtain II
WR	14	C. Sutton	LCB	2	R. Moss
RB	27	J. Dobbins	RCB	21	T. Hufanga
FB	45	N. Adkins	S	9	B. Jones
QB	10	B. Nix	S	22	

### NEW YORK JETS

PASSING	ATT	CP	YDS	SK/YD	TD	LG	INT	RTG
Justin Fields	17	9	45	9/55	0	11	0	58.7
TOTAL	17	9	45	9/55	0	11	0	58.7

RUSHING	ATT	YDS	AVG	LG	TD
Breece Hall	22	59	2.7	8	0
Justin Fields	7	31	4.4	8	0
Isaiah Davis	2	2	1.0	2	0
TOTAL	31	92	3.0	8	0

RECEIVING	NO	YDS	AVG	LG	TD
Josh Reynolds	3	25	8.3	11	0
Garrett Wilson	3	13	4.3	7	0
Andrew Beck	1	6	6.0	6	0
Mason Taylor	1	2	2.0	2	0
Isaiah Davis	1	-1	-1.0	-1	0
TOTAL	9	45	5.0	11	0

TOP DEFENSE	TOT	SOLO	AST	SCK	YDS	INT
Jamien Sherwood	13	6	7	0.0	0.0	0
Kiko Mauigoo	8	2	6	0.0	0.0	0
Jarvis Brownlee Jr.	6	5	1	0.0	0.0	0

FIELD GOALS	FGM/FGA	PERCENT	RESULTS
Nick Folk	3-3	100.0	52G, 41G, 38G
TOTAL	3-3	100.0	





# GAME SUMMARIES



## WEEK 7

New York Giants 32, Denver Broncos 33

75,788 Empower Field at Mile High Oct 19, 2025



New York Giants	7	6	6	13	—	32
Denver Broncos	0	0	0	33	—	33

The Denver Broncos kept up their winning ways in miraculous fashion in Week 7, coming back from 19 points down at the start of the fourth quarter to pull off the 33-32 victory over the New York Giants.

Denver's 19-point fourth quarter comeback is tied for the largest fourth quarter comeback in team history and tied for the seventh-largest overall comeback in team history. The Broncos also scored all 33 points in the fourth quarter, which is the most points scored by the team in a quarter in team history and is tied for the second-most points scored by any team in the fourth quarter in NFL history.

QB Bo Nix finished the game 27-of-50 for 279 yards with two touchdowns and no interceptions (83.7 rtg.). He became the first player in NFL history to record 2+ passing touchdowns and 2+ rushing touchdowns in a quarter.

OLB Jonathon Cooper helped lead the way defensively, recording a team-high 1.5 sacks in the contest while DT Malcolm Roach, OLB Que Robinson and OLB Dondrea Tillman also got in on the action.

The game got off to a slow start offensively as both defenses held firm until a 44-yard touchdown strike from the Giants in the first quarter to get the scoring started. Another touchdown from 13 yards out would get the score to 13-0, but a missed PAT kept the score there.

Both defenses wouldn't give ground the rest of the half as they would shut the offenses down until halftime.

The Giants would get the jump out of the half as well, as another New York touchdown from 31 yards out to make it 19-0 before the end of the third quarter.

The fourth quarter would get the Broncos' offense rolling as Nix would find WR Troy Franklin on a deflection to get the first points of the game for the home team. A two-point conversion would cut into New York's lead to 19-8.

The Giants would score on their next drive though off their own deflection, making the score 26-8. Denver would not quit though, as Nix would then lead a drive that ended with a seven-yard rush along with another two-point conversion to make it 26-16.

An interception by ILB Justin Strnad, his first career pick, would give Denver great field position that it took advantage of. Nix found RB R.J. Harvey for the two-yard pass to make it 26-23.

Nix would then lead another drive after the Broncos forced another punt and scored using his legs from 18 yards out to take Denver's first lead of the game with 1:51 remaining in the game.

The Giants would get a touchdown of their own with 0:37 left, but a missed PAT would keep the score at 32-30.

Nix then led another drive to set up a game-winning 39-yard field goal by K Wil Lutz, his 11th career game-winning field goal.

NEW YORK GIANTS (HEAD COACH: BRIAN DABOLL)									
OFFENSE					DEFENSE				
WR	89	L. Humphrey	DL	97	D. Lawrence II				
WR	17	W. Robinson	DL	95	R. Robertson-Harris				
TE	84	T. Johnson	OLB	0	B. Burns				
TE	82	D. Bellinger	OLB	5	K. Thibodeaux				
LT	78	A. Thomas	ILB	53	D. Mueasau				
LG	76	J. Runyan Jr.	ILB	58	B. Okereke				
C	65	A. Schlotmann	CB	21	P. Adebo				
RG	74	G. Van Roten	CB	28	C. Flott				
RT	72	J. Eluemunor	CB	22	D. Phillips				
QB	6	J. Dart	S	8	J. Holland				
RB	44	C. Skattebo	S	27	T. Nubin				

DENVER BRONCOS (HEAD COACH: SEAN PAYTON)									
OFFENSE					DEFENSE				
WR	19	M. Mims Jr.	DE	99	Z. Allen				
LT	72	G. Bolles	NT	93	D. Jones				
LG	65	A. Palczewski	DE	98	J. Franklin-Myers				
C	60	L. Wattenberg	SLB	0	J. Cooper				
RG	77	O. Meinerz	WLB	15	N. Bonitto				
RT	69	M. McGlinchey	ILB	49	A. Singleton				
TE	1	E. Ingram	ILB	57	D. Greenlaw				
WR	14	C. Sutton	LCB	2	P. Surtain II				
WR	13	P. Bryant	RCB	21	R. Moss				
RB	27	J. Dobbins	S	9	T. Hufanga				
QB	10	B. Nix	S	22	B. Jones				

NEW YORK GIANTS									
PASSING	ATT	CP	YDS	SK/YD	TD	LG	INT	RTG	
Jaxson Dart	33	15	283	4/15	3	44t	1	93.4	
<b>TOTAL</b>	<b>33</b>	<b>15</b>	<b>283</b>	<b>4/15</b>	<b>3</b>	<b>44T</b>	<b>1</b>	<b>93.4</b>	

RUSHING	ATT	YDS	AVG	LG	TD
Cam Skattebo	16	60	3.8	18	0
Tyrone Tracy Jr.	9	46	5.1	31t	1
Jaxson Dart	5	11	2.2	9	1
Devin Singletary	2	2	1.0	2	0
<b>TOTAL</b>	<b>32</b>	<b>119</b>	<b>3.7</b>	<b>31T</b>	<b>2</b>

RECEIVING	NO	YDS	AVG	LG	TD
Wan'Dale Robinson	6	95	15.8	23	0
Daniel Bellinger	3	88	29.3	44t	1
Theo Johnson	3	66	22.0	41t	1
Cam Skattebo	3	34	11.3	13t	1
<b>TOTAL</b>	<b>15</b>	<b>283</b>	<b>18.9</b>	<b>44T</b>	<b>3</b>

TOP DEFENSE	TOT	SOLO	AST	SCK	YDS	INT
Dane Belton	10	6	4	0.0	0.0	0
Dru Phillips	9	9	0	0.0	0.0	0
Bobby Okereke	6	4	2	0.0	0.0	0

FIELD GOALS	FGM/FGA	PERCENT	RESULTS
No Field Goals			

DENVER BRONCOS									
PASSING	ATT	CP	YDS	SK/YD	TD	LG	INT	RTG	
Bo Nix	50	27	279	2/14	2	32	0	83.7	
<b>TOTAL</b>	<b>50</b>	<b>27</b>	<b>279</b>	<b>2/14</b>	<b>2</b>	<b>32</b>	<b>0</b>	<b>83.7</b>	

RUSHING	ATT	YDS	AVG	LG	TD
J.K. Dobbins	14	81	5.8	32	0
Bo Nix	5	48	9.6	21	2
Marvin Mims Jr.	1	13	13.0	13	0
RJ Harvey	4	0	0.0	4	0
<b>TOTAL</b>	<b>24</b>	<b>142</b>	<b>5.9</b>	<b>32</b>	<b>2</b>

RECEIVING	NO	YDS	AVG	LG	TD
Courtland Sutton	6	87	14.5	32	0
Marvin Mims Jr.	6	85	14.2	31	0
Evan Ingram	5	42	8.4	20	0
Troy Franklin	3	19	6.3	12	1
Nate Adkins	2	20	10.0	15	0
Tyler Badie	2	19	9.5	12	0
Pat Bryant	1	6	6.0	6	0
RJ Harvey	1	2	2.0	2t	1
J.K. Dobbins	1	-1	-1.0	-1	0
<b>TOTAL</b>	<b>27</b>	<b>279</b>	<b>10.3</b>	<b>32</b>	<b>2</b>

TOP DEFENSE	TOT	SOLO	AST	SCK	YDS	INT
Alex Singleton	8	3	5	0.0	0.0	0
Brandon Jones	6	3	3	0.0	0.0	0
Dre Greenlaw	6	1	5	0.0	0.0	0

FIELD GOALS	FGM/FGA	PERCENT	RESULTS
Wil Lutz	1-1	100.0	39G
<b>TOTAL</b>	<b>1-1</b>	<b>100.0</b>	

Team Statistics	Giants	Broncos
First Downs	26	25
3rd-Down Eff. (Made/Att/Pct)	6/15/40%	4/13/31%
4th-Down Eff. (Made/Att/Pct)	2/2/100%	1/2/50%
Total Net Yards	387	407
Total Plays	69	76
Yards Per Play	5.6	5.4
Rushes/Net Yards	32/119	24/142
Net Passing	268	265
Pass Attempts/Completions	33/15	50/27
Had Intercepted	1	0
Sacked/Yards Lost	4/15	2/14
Punts/Average	6/43.8	6/50.5
Penalties/Yards	8/36	12/127
Fumbles/Lost	0/0	1/0
Possession Time	30:11	29:49



# GAME SUMMARIES



## WEEK 8

Dallas Cowboys 24, Denver Broncos 44

75,877 Empower Field at Mile High Oct 26, 2025



Dallas Cowboys	3	7	7	7	—	24
Denver Broncos	14	13	3	14	—	44

The Denver Broncos increased their hot streak after defeating the Dallas Cowboys by the score of 44-24 to increase their winning streak to five and their home winning streak to nine. Denver's six touchdowns and 44 points in the contest were the most by the club in a single game in seven years, having last reached those marks in 2018.

RB RJ Harvey had his breakout game, totaling three touchdowns (2 rush, 1 rec.) to become the first Broncos rookie since Clinton Portis in 2002 to record three scores in a game. RB J.K. Dobbins also reached the 100-yard mark for the second time in 2025, becoming the first Bronco since Latavius Murray in 2022 to record multiple 100-yard rushing games in the same season.

QB Bo Nix completed 19-of-29 passes for 247 yards with four touchdowns and one interception (117.4 rtg.), posting his third career game with four passing scores. WR Troy Franklin also totaled his first career multi-touchdown game while WR Pat Bryant scored his first career touchdown.

On defense, the Broncos held Dallas to its lowest yards per play mark (5.0) while OLB Dontrea Tillman and CB Jahdae Barron posted their first career interceptions. DL John Franklin-Myers also reached the 30 career sack mark in the contest.

The game got off on the wrong foot for the home squad as Nix threw an interception on the opening drive. Denver's defense mitigated the damage though, allowing just a field goal from the Cowboys to go down 3-0.

The Broncos responded right away, as Nix would lead a five-play, 74-yard drive that finished with a 40-yard touchdown run by Harvey to take the 7-3 lead. It was Harvey's first career rushing touchdown and the longest touchdown run by a Broncos' rookie running back since Phillip Lindsay in 2018.

Denver would increase their lead on their next drive, as a 25-yard pass from Nix to Franklin would set the score at 14-3. The Cowboys would start to claw back though, as an 11-play touchdown drive in the second quarter would bring them back to within four.

It wouldn't take long though for the Broncos to get those points back, as on their next possession, Harvey would take the ball in again for his second touchdown of the game to make it 20-10. The scoring would end with 0:39 left in the half as a 24-yard touchdown pass from Nix to WR Pat Bryant, Bryant's first career score, would make it 27-10.

The Cowboys would come out of the half on fire, as they took their first drive of the frame down the field for a touchdown to make it 27-10. A K Will Lutz 42-yard field goal though would give the Broncos the 30-17 lead, which was followed by Franklin's second score of the game on Denver's next drive to make it 37-17.

Another Denver touchdown later in the frame from Nix to Harvey would set the score at 44-17 before a 35-yard touchdown pass for the Cowboys would end the scoring at 44-24.

### DALLAS COWBOYS

PASSING	ATT	CP	YDS	SK/YD	TD	LG	INT	RTG
Dak Prescott	31	19	188	2/15	0	29	2	51.5
Joe Milton	4	3	58	0/0	1	35t	0	156.2
<b>TOTAL</b>	<b>35</b>	<b>22</b>	<b>246</b>	<b>2/15</b>	<b>1</b>	<b>35T</b>	<b>2</b>	<b>69.5</b>

RUSHING	ATT	YDS	AVG	LG	TD
Javonte Williams	13	41	3.2	9	2
Dak Prescott	6	31	5.2	9	0
Jaydon Blue	8	29	3.6	14	0
Malik Davis	2	3	1.5	2	0
CeeDee Lamb	1	2	2.0	2	0
Hunter Luepke	1	2	2.0	2	0
<b>TOTAL</b>	<b>31</b>	<b>108</b>	<b>3.5</b>	<b>14</b>	<b>2</b>

RECEIVING	NO	YDS	AVG	LG	TD
George Pickens	7	78	11.1	17	0
CeeDee Lamb	7	74	10.6	29	0
Jalen Tolbert	2	47	23.5	35t	1
Luke Schoonmaker	2	25	12.5	14	0
Brevyn Spann-Ford	1	9	9.0	9	0
Javonte Williams	1	8	8.0	8	0
Ryan Flournoy	1	7	7.0	7	0
KaVontae Turpin	1	-2	-2.0	-2	0
<b>TOTAL</b>	<b>22</b>	<b>246</b>	<b>11.2</b>	<b>35T</b>	<b>1</b>

TOP DEFENSE	TOT	SOLO	AST	SCK	YDS	INT
Alijah Clark	8	4	4	0.0	0.0	0
DaRon Bland	7	3	4	0.0	0.0	0
Kenneth Murray	7	3	4	0.0	0.0	0

FIELD GOALS	FGM/FGA	PERCENT	RESULTS
Brandon Aubrey	1-1	100.0	24G
<b>TOTAL</b>	<b>1-1</b>	<b>100.0</b>	

### Team Statistics

	Cowboys	Broncos
First Downs	24	25
3rd-Down Eff. (Made/Att/Pct)	4/11/36%	5/8/63%
4th-Down Eff. (Made/Att/Pct)	1/1/100%	0/0/0%
Total Net Yards	339	426
Total Plays	68	57
Yards Per Play	5.0	7.5
Rushes/Net Yards	31/108	28/179
Net Passing	231	247
Pass Attempts/Completions	35/22	29/19
Had Intercepted	2	1
Sacked/Yards Lost	2/15	0/0
Punts/Average	5/50.4	2/40.0
Penalties/Yards	9/80	7/42
Fumbles/Lost	1/0	0/0
Possession Time	33:32	26:28

### DENVER BRONCOS

PASSING	ATT	CP	YDS	SK/YD	TD	LG	INT	RTG
Bo Nix	29	19	247	0/0	4	39	1	117.4
<b>TOTAL</b>	<b>29</b>	<b>19</b>	<b>247</b>	<b>0/0</b>	<b>4</b>	<b>39</b>	<b>1</b>	<b>117.4</b>

RUSHING	ATT	YDS	AVG	LG	TD
J.K. Dobbins	15	111	7.4	25	0
RJ Harvey	7	46	6.6	40t	2
Marvin Mims Jr.	3	18	6.0	9	0
Tyler Badie	1	6	6.0	6	0
Bo Nix	1	-1	-1.0	-1	0
Jarrett Stidham	1	-1	-1.0	-1	0
<b>TOTAL</b>	<b>28</b>	<b>179</b>	<b>6.4</b>	<b>40T</b>	<b>2</b>

RECEIVING	NO	YDS	AVG	LG	TD
Troy Franklin	6	89	14.8	26	2
Courtland Sutton	4	67	16.8	39	0
Evan Engram	4	36	9.0	11	0
Pat Bryant	2	40	20.0	24t	1
J.K. Dobbins	2	10	5.0	6	0
RJ Harvey	1	5	5.0	5t	1
<b>TOTAL</b>	<b>19</b>	<b>247</b>	<b>13.0</b>	<b>39</b>	<b>4</b>

TOP DEFENSE	TOT	SOLO	AST	SCK	YDS	INT
Alex Singleton	11	2	9	0.0	0.0	0
Kris Abrams-Draine	8	4	4	0.0	0.0	0
Talanoa Hufanga	7	2	5	0.0	0.0	0

FIELD GOALS	FGM/FGA	PERCENT	RESULTS
Wil Lutz	1-1	100.0	42G
<b>TOTAL</b>	<b>1-1</b>	<b>100.0</b>	



# GAME SUMMARIES



18

## WEEK 9

Denver Broncos 18, Houston Texans 15  
70,471 NRG Stadium Nov 2, 2025



15

Denver Broncos	0	7	0	11	—	18
Houston Texans	3	9	3	0	—	15

The Denver Broncos extended their winning streak to six games after traveling to Houston and defeating the Texans 18-15 in the Lone Star state. K Wil Lutz made his 12th career game-winning field goal, and second in three weeks, to give the Broncos the win heading back to Denver.

The Broncos completed the fourth quarter comeback again in the contest-their league-high-tying fourth this season-after recording 11 points in the final frame to clinch the victory.

Denver's defense led the way, limiting the Texans to five field goals in the contest. It is the fourth game this year in which the Broncos did not allow their opponent to score a touchdown, which is the most such games by the club in a season since 2006.

The Broncos' defense also tallied four sacks on the day, increasing their season total to 40. That is the most by a team through Week 9 since 1989 with the Minnesota Vikings (43).

RB J.K. Dobbins also had a stellar performance on the ground, rushing for a team-high 61 yards on 15 carries (4.1 avg.) while RB RJ Harvey recorded his fourth receiving score of the season. His four touchdown catches are the most by a Broncos' rookie running back in team history.

WR Courtland Sutton also climbed the record books with his 36th career receiving touchdown, which is tied for the ninth most in team history.

Special teams got the game started, as the Texans would drive down the field on their first possession but a missed 51-yard field goal kept the game scoreless. Denver tried to respond with a field goal of their own, but it was blocked and the game stayed 0-0.

Houston would get their first points on their next drive though, as a 23-yard attempt made it 3-0. They would expand that lead to 6-0 mid-way through the second quarter after a 41-yarder made its way through the uprights.

Denver would answer right back with a touchdown from QB Bo Nix to Sutton from 30 yards out to make it 7-6. It was Nix's 17th consecutive game with a touchdown pass, the second-longest active streak in the NFL.

The Texans would re-take the lead before the end of the half though, as two field goals would make the score 12-9 going into the break.

Another field goal by Houston on their first drive of the second half would make it 15-7 but that would be all they could muster the rest of the game as Denver's defense shut them down.

The Broncos' offense picked it back up in the fourth quarter, as early on Nix would find Harvey from 27 yards out then find WR Troy Franklin on the two-point conversion to tie the game at 15.

The teams would continue to fight for field position the rest of the way until the final drive, where Nix's 25-yard rush would help set up a 34-yard game-winning field goal by Lutz to give Denver the win.

### DENVER BRONCOS

PASSING	ATT	CP	YDS	SK/YD	TD	LG	INT	RTG
Bo Nix	37	18	173	1/2	2	30t	1	68.9
TOTAL	37	18	173	1/2	2	30T	1	68.9

RUSHING	ATT	YDS	AVG	LG	TD
J.K. Dobbins	15	61	4.1	12	0
Bo Nix	3	36	12.0	25	0
RJ Harvey	2	5	2.5	3	0
Adam Prentice	1	2	2.0	2	0
Troy Franklin	2	-4	-2.0	2	0
TOTAL	23	100	4.3	25	0

RECEIVING	NO	YDS	AVG	LG	TD
RJ Harvey	5	51	10.2	27t	1
Troy Franklin	4	27	6.8	13	0
Adam Trautman	2	25	12.5	21	0
Pat Bryant	2	20	10.0	13	0
Tyler Badie	2	6	3.0	12	0
Courtland Sutton	1	30	30.0	30t	1
Michael Bandy	1	16	16.0	16	0
J.K. Dobbins	1	-2	-2.0	-2	0
TOTAL	18	173	9.6	30T	2

TOP DEFENSE	TOT	SOLO	AST	SCK	YDS	INT
Alex Singleton	10	4	6	0.0	0.0	0
Talanoa Hufanga	9	5	4	0.0	0.0	0
Dre Greenlaw	8	1	7	1.0	0.0	0

FIELD GOALS	FGM/FGA	PERCENT	RESULTS
Wil Lutz	1-2	50.0	51B, 34G
TOTAL	1-2	50.0	

### HOUSTON TEXANS

PASSING	ATT	CP	YDS	SK/YD	TD	LG	INT	RTG
Davis Mills	30	17	137	2/16	0	26	0	68.3
C.J. Stroud	10	6	79	2/9	0	47	0	85.0
TOTAL	40	23	216	4/25	0	47	0	72.5

RUSHING	ATT	YDS	AVG	LG	TD
Nick Chubb	11	34	3.1	8	0
Woody Marks	10	27	2.7	7	0
C.J. Stroud	2	12	6.0	6	0
Davis Mills	2	7	3.5	7	0
British Brooks	2	0	0.0	0	0
Jaylin Noel	1	-3	-3.0	-3	0
TOTAL	28	77	2.8	8	0

RECEIVING	NO	YDS	AVG	LG	TD
Nico Collins	7	75	10.7	26	0
Dalton Schultz	6	77	12.8	47	0
Christian Kirk	4	26	6.5	13	0
Xavier Hutchinson	3	30	10.0	19	0
Jayden Higgins	1	4	4.0	4	0
Harrison Bryant	1	2	2.0	2	0
Dare Ogunbowale	1	2	2.0	2	0
TOTAL	23	216	9.4	47	0

TOP DEFENSE	TOT	SOLO	AST	SCK	YDS	INT
Kamari Lassiter	9	6	3	0.0	0.0	0
Azeez Al-Shaair	9	4	5	0.0	0.0	0
Henry To'oTo'o	7	2	5	0.0	0.0	0

FIELD GOALS	FGM/FGA	PERCENT	RESULTS
Ka'imi Fairbairn	5-6	83.3	51WR, 23G, 41G, 38G, 40G, 41G
TOTAL	5-6	83.3	

### Team Statistics

	Broncos	Texans
First Downs	15	15
3rd-Down Eff. (Made/Att/Pct)	6/15/40%	3/17/18%
4th-Down Eff. (Made/Att/Pct)	0/0/0%	1/1/100%
Total Net Yards	271	268
Total Plays	61	72
Yards Per Play	4.4	3.7
Rushes/Net Yards	23/100	28/77
Net Passing	171	191
Pass Attempts/Completions	37/18	40/23
Had Intercepted	1	0
Sacked/Yards Lost	1/2	4/25
Punts/Average	8/53.5	8/52.5
Penalties/Yards	4/41	4/29
Fumbles/Lost	1/1	0/0
Possession Time	25:24	34:36



GAME SUMMARIES



WEEK 10  
Las Vegas Raiders 7, Denver Broncos 10  
76,460 Empower Field at Mile High Nov 6, 2025

Las Vegas Raiders	7	0	0	0	—	7
Denver Broncos	0	7	3	0	—	10

The Denver Broncos won a hard-fought AFC West matchup on Thursday night to increase their winning streak to seven and their home winning streak to 10, defeating the Las Vegas Raiders 10-7.

The Broncos defense led the way, recording their sixth game of the season limiting their opponent to under 20 points. Denver also reached six sacks on the game, marking their league-high-tying fifth game of the season eclipsing five sacks. OLB Nik Bonitto got back on the sack sheet, racking up 1.5 sacks in the game. S Talanoa Hufanga, DL Zach Allen, DT Malcolm Roach, DL Eyioma Uwazurike, DL John Franklin-Myers and OLB Jonathon Cooper also got to the quarterback in the contest.

OLB Dondrea Tillman also helped the defensive effort, recording his second interception of the season while S J.L Skinner blocked his first career punt in the contest.

The Raiders got on the board to begin the game, scoring a touchdown on an eight-play, 41-yard drive after the teams traded punts. The rest of the first quarter and most of the second quarter would continue to be a defensive struggle and the teams continued to trade punts.

The Broncos got on the board though as the half wound down, going 53 yards on five plays to tie the game at 7-7. That is how the half would end, as the teams returned to the locker rooms all squared at seven apiece.

The defensive hold continued in the third quarter, as both teams continued to struggle to put up points until a blocked punt by Skinner, the first blocked punt by a Bronco since 2018, helped set up a 32-yard field goal by K Wil Lutz to make it 10-7. More elite defensive play in the fourth quarter would continue to keep the score at 10-7, helping the Broncos to their eighth win of the season.

LAS VEGAS RAIDERS (HEAD COACH: PETE CARROLL)									
OFFENSE					DEFENSE				
WR	1	T. Tucker	DE	49	C. Snowden				
TE	87	M. Mayer	DT	69	A. Butler				
LT	70	S. Forsythe	DT	99	T. Booker IV				
LG	66	D. Parham	DT	96	J. Laulu				
C	61	J. Meredith	DE	98	M. Crosby				
RG	58	J. Powers-Johnson	LB	45	D. White				
RT	71	D. Glaze	LB	52	E. Roberts				
WR	10	D. Thornton Jr.	CB	22	D. Porter				
WR	18	J. Bech	CB	26	J. Chinn				
QB	7	G. Smith	S	11	I. Pola-Mao				
RB	2	A. Jeanty	S	20					
DENVER BRONCOS (HEAD COACH: SEAN PAYTON)									
OFFENSE					DEFENSE				
WR	5	T. Sherfield Sr.	DE	99	Z. Allen				
LT	72	G. Bolles	DE	98	J. Franklin-Myers				
LG	63	A. Palczewski	SLB	0	J. Cooper				
C	60	L. Wattenberg	WLB	15	N. Bonitto				
RG	77	O. Meinertz	ILB	49	A. Singleton				
RT	69	M. McGlinchey	ILB	57	D. Robertaw				
TE	82	A. Trautman	LCB	31	K. Abrams-Draine				
TE	89	M. Lewis	RCB	21	R. Moss				
WR	14	C. Sutton	NCB	29	J. McMillian				
RB	27	J. Dobbins	S	9	T. Hufanga				
QB	10	B. Nix	S	22	B. Jones				

LAS VEGAS RAIDERS									
PASSING		ATT	CP	YDS	SK/YD	TD	LG	INT	RTG
Geno Smith		26	16	143	6/29	0	31	1	60.3
Kenny Pickett		1	0	0	0/0	0	0	0	39.6
TOTAL		27	16	143	6/29	0	31	1	58.1
RUSHING		ATT	YDS	AVG	LG	TD			
Ashton Jeanty		19	60	3.2	10	1			
Geno Smith		3	7	2.3	6	0			
Tre Tucker		1	7	7.0	7	0			
Raheem Mostert		1	4	4.0	4	0			
Brock Bowers		1	-4	-4.0	-4	0			
TOTAL		25	74	3.0	10	1			
RECEIVING		NO	YDS	AVG	LG	TD			
Tyler Lockett		5	44	8.8	19	0			
Michael Mayer		3	22	7.3	11	0			
Ashton Jeanty		3	3	1.0	6	0			
Tre Tucker		2	28	14.0	25	0			
Brock Bowers		1	31	31.0	31	0			
Raheem Mostert		1	11	11.0	11	0			
Dont'e Thornton Jr.		1	4	4.0	4	0			
TOTAL		16	143	8.9	31	0			
TOP DEFENSE		TOT	SOLO	AST	SCK	YDS	INT		
Jeremy Chinn		9	2	7	0.0	0.0	0		
Devin White		7	4	3	0.0	0.0	0		
Charles Snowden		6	5	1	1.0	5.0	0		
FIELD GOALS		FGM/FGA	PERCENT	RESULTS					
Daniel Carlson		0-1	0.0	48WR					
TOTAL		0-1	0.0						

DENVER BRONCOS									
PASSING		ATT	CP	YDS	SK/YD	TD	LG	INT	RTG
Bo Nix		28	16	150	1/9	1	43	2	54.2
Courtland Sutton		0	0	0	1/5	0	0	0	0.0
TOTAL		28	16	150	2/14	1	43	2	54.2
RUSHING		ATT	YDS	AVG	LG	TD			
J.K. Dobbins		18	77	4.3	13	0			
RJ Harvey		4	9	2.3	7	0			
Bo Nix		5	-2	-0.4	1	0			
TOTAL		27	84	3.1	13	0			
RECEIVING		NO	YDS	AVG	LG	TD			
Troy Franklin		5	40	8.0	18	1			
Courtland Sutton		3	24	8.0	14	0			
Evan Engram		2	12	6.0	7	0			
RJ Harvey		2	9	4.5	7	0			
Pat Bryant		1	43	43.0	43	0			
Adam Prentice		1	13	13.0	13	0			
J.K. Dobbins		1	7	7.0	7	0			
Adam Trautman		1	2	2.0	2	0			
TOTAL		16	150	9.4	43	1			
TOP DEFENSE		TOT	SOLO	AST	SCK	YDS	INT		
Talanoa Hufanga		9	5	4	1.0	9.0	0		
Alex Singleton		9	2	7	0.0	0.0	0		
Nik Bonitto		5	4	1	1.5	9.0	0		
FIELD GOALS		FGM/FGA	PERCENT	RESULTS					
Wil Lutz		1-2	50.0	59SH, 32G					
TOTAL		1-2	50.0						

Team Statistics	Raiders	Broncos
First Downs	10	10
3rd-Down Eff. (Made/Att/Pct)	4/15/27%	5/15/33%
4th-Down Eff. (Made/Att/Pct)	0/1/0%	0/0/0%
Total Net Yards	188	220
Total Plays	58	57
Yards Per Play	3.2	3.9
Rushes/Net Yards	25/74	27/84
Net Passing	114	136
Pass Attempts/Completions	27/16	28/16
Had Intercepted	1	2
Sacked/Yards Lost	6/29	2/14
Punts/Average	8/37.4	7/41.9
Penalties/Yards	11/83	11/78
Fumbles/Lost	2/0	0/0
Possession Time	29:14	30:46





# GAME SUMMARIES



19

## WEEK 11

Kansas City Chiefs 19, Denver Broncos 22

76,750 Empower Field at Mile High Nov 16, 2025



22

Kansas City Chiefs	3	3	7	6	—	19
Denver Broncos	6	0	7	9	—	22

The Denver Broncos head into the bye week red hot, extending their winning streak to eight games as they defeat the Kansas City Chiefs 22-19.

QB Bo Nix completed 24-of-37 passes for 295 yards (89.4 rtg.) in the game as he recorded his eighth career fourth-quarter comeback, which is the most in the NFL in that span. Nix also completed 8-of-12 passes for 123 yards (100.3 rtg.) on third down in the game.

Denver's defense came up clutch in the contest, recording their seventh game of the season allowing less than 20 points. They also totaled three sacks, increasing their season total to 49, which is the most by a team through 11 games since the 2000 New Orleans Saints (49).

CB Ja'Quan McMillian had his breakout game, notching two sacks and one interception against the Chiefs. He became just the sixth cornerback in NFL history and the first cornerback in team history to record multiple sacks and one interception in a game.

K Wil Lutz tied a career high, converting all five of his field goal opportunities in the game. He also notched his 13th career game-winning field goal, drilling a 35-yarder in the dying seconds of the game.

The Broncos started out with back-to-back scores on their first two drives, as Nix led a 14-play, 54-yard drive to set up a 29-yard field goal by Lutz. A 70-yard punt return by WR Marvin Mims, who finished the game with a career-high 101 punts return yards, helped set up another field goal by Lutz from 24 yards to make it 6-0.

The Chiefs would answer right back though, as they would get field goals on back-to-back drives to tie the game up 6-6. The half would end that way, as both defenses made it a difficult game for the offenses.

Kansas City started with the ball in the second half, but a pick by McMillian gave Denver the ball. On their ensuing drive, the Broncos punched it in after an 89-yard drive that was capped by a four-yard score on the ground by RB Jaleel McLaughlin.

Kansas City would answer right back though, as they would score a touchdown from two yards out to tie the game at 13 apiece.

After another Broncos field goal, the Chiefs would take their first lead of the game after a 21-yard touchdown pass, but a blocked extra point by T Frank Crum, the first of his career, kept it a three-point game.

Lutz would tie the game up with 4:10 left in the contest with a 54-yard field goal, his third 50+-yard field goal of the season. Denver's defense then came up huge with another three-and-out on the Chiefs, wrapped up by a sack by McMillian.

Nix then finished the game, leading Denver on a 58-yard drive to set up Lutz's game-winning field go to go into the bye week with the win.

### KANSAS CITY CHIEFS

PASSING	ATT	CP	YDS	SK/YD	TD	LG	INT	RTG
Patrick Mahomes	45	29	276	3/27	1	61	1	79.5
<b>TOTAL</b>	<b>45</b>	<b>29</b>	<b>276</b>	<b>3/27</b>	<b>1</b>	<b>61</b>	<b>1</b>	<b>79.5</b>

RUSHING	ATT	YDS	AVG	LG	TD
Kareem Hunt	13	59	4.5	11	1
Patrick Mahomes	1	3	3.0	3	0
<b>TOTAL</b>	<b>14</b>	<b>62</b>	<b>4.4</b>	<b>11</b>	<b>1</b>

RECEIVING	NO	YDS	AVG	LG	TD
Travis Kelce	9	91	10.1	21t	1
Rashee Rice	6	38	6.3	11	0
Hollywood Brown	4	40	10.0	18	0
Xavier Worthy	3	25	8.3	11	0
Noah Gray	2	9	4.5	5	0
Brashard Smith	2	8	4.0	6	0
Tyquan Thornton	1	61	61.0	61	0
Kareem Hunt	1	3	3.0	3	0
Robert Tonyan	1	1	1.0	1	0
<b>TOTAL</b>	<b>29</b>	<b>276</b>	<b>9.5</b>	<b>61</b>	<b>1</b>

TOP DEFENSE	TOT	SOLO	AST	SCK	YDS	INT
Chamarri Conner	8	5	3	1.0	6.0	0
Drue Tranquill	7	4	3	0.0	0.0	0
Nick Bolton	6	5	1	0.0	0.0	0

FIELD GOALS	FGM/FGA	PERCENT	RESULTS
Harrison Butker	2-2	100.0	31G, 31G
<b>TOTAL</b>	<b>2-2</b>	<b>100.0</b>	

### DENVER BRONCOS

PASSING	ATT	CP	YDS	SK/YD	TD	LG	INT	RTG
Bo Nix	37	24	295	2/12	0	48	0	89.4
RJ Harvey	1	0	0	0/0	0	0	0	39.6
<b>TOTAL</b>	<b>38</b>	<b>24</b>	<b>295</b>	<b>2/12</b>	<b>0</b>	<b>48</b>	<b>0</b>	<b>87.1</b>

RUSHING	ATT	YDS	AVG	LG	TD
RJ Harvey	11	30	2.7	7	0
Jaleel McLaughlin	6	19	3.2	5	1
Bo Nix	3	8	2.7	8	0
Marvin Mims Jr.	1	2	2.0	2	0
<b>TOTAL</b>	<b>21</b>	<b>59</b>	<b>2.8</b>	<b>8</b>	<b>1</b>

RECEIVING	NO	YDS	AVG	LG	TD
Pat Bryant	5	82	16.4	48	0
Troy Franklin	4	84	21.0	35	0
Courtland Sutton	4	59	14.8	21	0
Evan Engram	4	33	8.3	9	0
RJ Harvey	3	20	6.7	11	0
Adam Prentice	1	14	14.0	14	0
Adam Trautman	1	8	8.0	8	0
Tyler Badie	1	0	0.0	0	0
Jaleel McLaughlin	1	-5	-5.0	-5	0
<b>TOTAL</b>	<b>24</b>	<b>295</b>	<b>12.3</b>	<b>48</b>	<b>0</b>

TOP DEFENSE	TOT	SOLO	AST	SCK	YDS	INT
Justin Strnad	10	4	6	0.0	0.0	0
Ja'Quan McMillian	6	5	1	2.0	20.0	1
Talanoa Hufanga	6	3	3	0.0	0.0	0

FIELD GOALS	FGM/FGA	PERCENT	RESULTS
Wil Lutz	5-5	100.0	29G, 24G, 38G, 54G, 35G
<b>TOTAL</b>	<b>5-5</b>	<b>100.0</b>	

### Team Statistics

	Chiefs	Broncos
First Downs	19	16
3rd-Down Eff. (Made/Att/Pct)	5/13/38%	7/15/47%
4th-Down Eff. (Made/Att/Pct)	0/1/0%	0/0/0%
Total Net Yards	311	342
Total Plays	62	61
Yards Per Play	5.0	5.6
Rushes/Net Yards	14/62	21/59
Net Passing	249	283
Pass Attempts/Completions	45/29	38/24
Had Intercepted	1	0
Sacked/Yards Lost	3/27	2/12
Punts/Average	4/59.5	4/52.8
Penalties/Yards	10/69	10/147
Fumbles/Lost	0/0	1/0
Possession Time	30:31	29:29





WEEK 12

Denver Broncos 27, Washington Commanders 26 (OT)  
63,159 Northwest Stadium Nov 30, 2025



Denver Broncos	3	10	7	0	7	—	27
Washington Commanders	0	7	7	6	6	—	26

The Denver Broncos returned from the Bye Week and continued their winning ways, defeating the Washington Commanders in overtime 27-26 to win their ninth straight game and fourth straight on the road.

QB Bo Nix led the way for the Broncos, completing 29-of-45 passes for 321 yards with one touchdown and one interception (83.7 rtg.). It was Nix's second-most passing yards in a single game and his first career 300-yard performance on the road.

WR Courtland Sutton also had a historical performance, becoming the third-fastest player in team history to reach 6,000 receiving yards in his 110th game. He also passed 700 yards on the season, becoming the fourth Bronco to tally 700 receiving yards in five straight years.

RB RJ Harvey also tallied 35 yards on 13 carries (2.7 avg.) with two touchdowns, totaling eight scores in 2025. His eight touchdowns tied him for the fifth-most by a Broncos' rookie running back in team history.

OLB Nik Bonitto recorded another sack in the game to cross the double-digit threshold on the season. He joined Von Miller as the only Broncos since 2000 to record double-digit sacks in back-to-back seasons.

Denver got on the board quickly, taking their opening drive 59 yards on 11 plays and was capped by a K Wil Lutz 33-yard field goal to make it 3-0. Lutz would also get another field goal after a LB Dre Greenlaw interception to make it 6-0 before a Commanders' touchdown made it 7-6.

The Broncos would answer at the end of the half though, as Nix led a 10-play, 64-yard drive that ended with a diving throw from Nix to Sutton to take a 13-7 lead at the break.

Washington would come out of the half with a score of their own to make it 14-13 quickly, but the Broncos would again answer with an 11-play, 72-yard drive that was capped by a one-yard score from Harvey. Washington would get two field goals though in the fourth quarter, including the game-tying kick as time expired to send the game into overtime.

Harvey would again score, this time from five yards out, in overtime to help the Broncos take a 27-20 lead. Washington would not go away quietly, as they would get a touchdown themselves, but would ultimately not succeed on their two-point attempt as the pass was batted down by Bonitto for the win.

WASHINGTON COMMANDERS (HEAD COACH: DAN QUINN)					
OFFENSE			DEFENSE		
C	63	T. Biadasz	DT	97	E. Goldman
TE	87	J. Bates	DT	99	J. Kinlaw
TE	86	Z. Ertz	DT	94	D. Payne
WR	1	D. Samuel Sr.	DE	55	J. Martin
WR	17	T. McLaurin	LB	4	F. Luvu
QB	8	M. Mariota	LB	58	J. Magee
RB	36	C. Rodriguez Jr.	LB	54	B. Wagner
			CB	31	J. Jones
			CB	0	M. Sainristil
			S	3	W. Harris
			S	20	Q. Martin
DENVER BRONCOS (HEAD COACH: SEAN PAYTON)					
OFFENSE			DEFENSE		
LT	72	G. Bolles	DE	99	Z. Allen
LG	63	A. Palczewski	NT	93	D. Jones
C	60	L. Wattenberg	DE	98	J. Franklin-Myers
RG	77	Q. Meinerz	SLB	0	J. Cooper
RT	69	M. McGlinchey	WLB	15	N. Bonitto
RT	73	F. Crum	ILB	49	A. Singleton
TE	82	A. Trautman	ILB	57	D. Greenlaw
WR	14	C. Sutton	LCB	2	P. Surtain II
RB	12	R. Harvey	RCB	21	R. Moss
FB	46	A. Prentice	S	9	T. Hufanga
QB	10	B. Nix	S	22	B. Jones

DENVER BRONCOS									
PASSING	ATT	CP	YDS	SK/YD	TD	LG	INT	RTG	
Bo Nix	45	29	321	1/6	1	41	1	83.7	
TOTAL	45	29	321	1/6	1	41	1	83.7	
RUSHING									
	ATT	YDS	AVG	LG	TD				
RJ Harvey	13	35	2.7	11	2				
Jaleel McLaughlin	6	24	4.0	14	0				
Bo Nix	2	16	8.0	11	0				
Marvin Mims Jr.	1	9	9.0	9	0				
Adam Prentice	1	3	3.0	3	0				
TOTAL	23	87	3.8	14	2				
RECEIVING									
	NO	YDS	AVG	LG	TD				
Evan Engram	6	79	13.2	41	0				
Courtland Sutton	5	62	12.4	31	1				
Adam Trautman	3	47	15.7	22	0				
Pat Bryant	3	42	14.0	21	0				
RJ Harvey	3	27	9.0	12	0				
Tyler Badie	3	18	6.0	13	0				
Troy Franklin	2	21	10.5	17	0				
Marvin Mims Jr.	2	8	4.0	6	0				
Adam Prentice	1	11	11.0	11	0				
Jaleel McLaughlin	1	6	6.0	6	0				
TOTAL	29	321	11.1	41	1				
TOP DEFENSE									
	TOT	SOLO	AST	SCK	YDS	INT			
Talanoa Hufanga	13	10	3	0.0	0.0	0			
Brandon Jones	8	6	2	0.0	0.0	0			
Jonathon Cooper	6	4	2	0.0	0.0	0			
FIELD GOALS									
	FGM/FGA			PERCENT		RESULTS			
Wil Lutz	2-2			100.0		33G, 33G			
TOTAL	2-2			100.0					

WASHINGTON COMMANDERS									
PASSING	ATT	CP	YDS	SK/YD	TD	LG	INT	RTG	
Marcus Mariota	50	28	294	2/18	2	38	1	78.3	
TOTAL	50	28	294	2/18	2	38	1	78.3	
RUSHING									
	ATT	YDS	AVG	LG	TD				
Marcus Mariota	10	55	5.5	19	0				
Chris Rodriguez Jr.	11	41	3.7	11	1				
Jeremy McNichols	6	30	5.0	16	0				
Jacory Croskey-Merritt	4	20	5.0	12	0				
Deebo Samuel Sr.	2	-3	-1.5	-1	0				
TOTAL	33	143	4.3	19	1				
RECEIVING									
	NO	YDS	AVG	LG	TD				
Zach Ertz	10	106	10.6	21	0				
Terry McLaurin	7	96	13.7	20	1				
Deebo Samuel Sr.	5	64	12.8	38	0				
John Bates	2	9	4.5	7	0				
Jeremy McNichols	2	0	0.0	0	0				
Colson Yankoff	1	14	14.0	14	0				
Treyton Burks	1	5	5.0	5t	1				
TOTAL	28	294	10.5	38	2				
TOP DEFENSE									
	TOT	SOLO	AST	SCK	YDS	INT			
Bobby Wagner	8	3	5	0.0	0.0	1			
Quan Martin	7	2	5	0.0	0.0	0			
Jonathan Jones	6	5	1	0.0	0.0	0			
FIELD GOALS									
	FGM/FGA	PERCENT	RESULTS						
Jake Moody	2-2	100.0	38G, 32G						
TOTAL	2-2	100.0							

Team Statistics	Broncos	Commanders
First Downs	23	30
3rd-Down Eff. (Made/Att/Pct)	7/15/47%	8/17/47%
4th-Down Eff. (Made/Att/Pct)	1/1/100%	3/3/100%
Total Net Yards	402	419
Total Plays	69	85
Yards Per Play	5.8	4.9
Rushes/Net Yards	23/87	33/143
Net Passing	315	276
Pass Attempts/Completions	45/29	50/28
Had Intercepted	1	1
Sacked/Yards Lost	1/6	2/18
Punts/Average	4/45.3	4/42.3
Penalties/Yards	5/33	5/35
Fumbles/Lost	1/0	2/0
Possession Time	32:13	35:00



GAME SUMMARIES



WEEK 13  
Denver Broncos 24, Las Vegas Raiders 17  
62,442 Allegiant Stadium Dec 7, 2025



Denver Broncos	7	7	7	3	—	24
Las Vegas Raiders	7	0	0	10	—	17

The Denver Broncos reached double-digits in their winning streak after defeating the Las Vegas Raiders 24-17 on the road, improving their record to 11-2.

In the game, QB Bo Nix completed 31-of-38 passes for 212 yards (89.9) while also rushing for one touchdown in the game. With his rushing score, he became the first quarterback in team history to record at least four rushing touchdowns in back-to-back years.

Nix also entered the Top-10 in team history in passing yards in the contest while WR Courtland Sutton jumped WR Steve Watson for the sixth-most receiving yards (6,113) in team annals.

OLB Nik Bonitto helped the defensive effort in the contest, racking up two sacks on the Raiders. With his two sacks, he recorded his seventh multi-sack performance since the start of 2024, which is the fourth most among all NFL players in that span.

The game started off with fireworks by both teams, as the Broncos methodically went down the field on 14 plays to score on an eight-yard rush by Nix to make it 7-0. Nix would complete his first six passes of the game on the drive.

The Raiders would answer right back though, as they took 10 plays to go 70 yards for the touchdown to tie the game at 7-7.

The Broncos got back in the lead though after WR Marvin Mims Jr. returned a punt at the Raiders' 48-yard line and took it the distance for the touchdown. Denver's first punt return score since 2020, it was Mims' first career punt return touchdown.

Both teams would continue to trade possessions the rest of the half as the Broncos would go into half with a 14-7 lead.

After forcing a Vegas punt on their first drive of the second half, Denver then took 14 plays to go 86 yards on their first possession and ended with a three-yard touchdown by RB RJ Harvey to make it 21-7. Harvey's ninth offensive score of the season is tied for the fourth most by a Broncos rookie running back in team history.

A K Wil Lutz on the Broncos' next drive would increase the score to 24-7 before a Raiders touchdown and field goal at the end of regulation would bring the game to a close at 24-17.

LAS VEGAS RAIDERS (HEAD COACH: PETE CARROLL)									
OFFENSE					DEFENSE				
WR	1	T. Tucker	DE	49	C. Snowden				
TE	80	I. Thomas	DT	69	A. Butler				
LT	70	S. Forsythe	DT	99	T. Booker IV				
LG	66	D. Parham	DT	96	J. Lauuli				
C	65	A. Gappa	DE	98	M. Crosby				
RG	76	C. Rogers	LB	45	D. White				
RT	71	D. Glaze	LB	52	E. Roberts				
TE	89	B. Bowers	CB	22	E. Stokes				
WR	18	J. Bech	CB	26	D. Porter				
QB	7	G. Smith	S	11	J. Chinn				
RB	2	A. Jeanty	S	20	I. Pola-Mao				
DENVER BRONCOS (HEAD COACH: SEAN PAYTON)									
OFFENSE					DEFENSE				
WR	11	T. Franklin	DE	99	Z. Allen				
LT	72	G. Bolles	NT	97	M. Roach				
LG	63	A. Palczewski	DE	98	J. Franklin-Myers				
C	60	L. Wattenberg	SLB	0	J. Cooper				
RG	77	O. Meinerz	WLB	15	N. Bonitto				
RT	69	M. McGlinchey	ILB	49	A. Singleton				
TE	82	A. Trautman	ILB	57	D. Greenlaw				
WR	14	C. Sutton	LCB	2	P. Surtain II				
WR	13	P. Bryant	RCB	21	R. Moss				
RB	12	R. Harvey	NCB	23	J. Barron				
QB	10	B. Nix	S	9	T. Hufanga				

OFFICIALS: Referee: Shawn Smith (14), Umpire: Tra Blake (3), Line Judge: Jeff Seeman (45), Side Judge: Boris Cheek (41), Down Judge: Jay Bilbo (84), Field Judge: Dyrol Prioleau (109), Back Judge: Dino Paganelli (105), Replay Official: Mike Wimmer, Replay Assistant: Hank Michalski (0)

DENVER BRONCOS								
PASSING	ATT	CP	YDS	SK/YD	TD	LG	INT	RTG
Bo Nix	38	31	212	3/8	0	15	0	89.9
TOTAL	38	31	212	3/8	0	15	0	89.9
RUSHING								
	ATT	YDS	AVG	LG	TD			
RJ Harvey	17	75	4.4	15	1			
Jaleel McLaughlin	4	22	5.5	11	0			
Adam Prentice	2	22	11.0	18	0			
Tyler Badie	4	16	4.0	7	0			
Bo Nix	3	15	5.0	8t	1			
Marvin Mims Jr.	1	2	2.0	2	0			
TOTAL	31	152	4.9	18	2			
RECEIVING								
	NO	YDS	AVG	LG	TD			
Courtland Sutton	6	62	10.3	14	0			
RJ Harvey	6	25	4.2	9	0			
Pat Bryant	4	32	8.0	13	0			
Lil'Jordan Humphrey	3	27	9.0	15	0			
Troy Franklin	3	11	3.7	6	0			
Adam Trautman	2	17	8.5	12	0			
Adam Prentice	2	11	5.5	6	0			
Evan Engram	2	8	4.0	6	0			
Jaleel McLaughlin	1	9	9.0	9	0			
Tyler Badie	1	5	5.0	5	0			
Marvin Mims Jr.	1	5	5.0	5	0			
TOTAL	31	212	6.8	15	0			
TOP DEFENSE								
	TOT	SOLO	AST	SCK	YDS	INT		
Alex Singleton	8	1	7	0.0	0.0	0		
Talanoa Hufanga	5	4	1	0.0	0.0	0		
Riley Moss	5	2	3	0.0	0.0	0		
FIELD GOALS								
	FGM/FGA		PERCENT		RESULTS			
Wil Lutz	1-1		100.0		23G			
TOTAL	1-1		100.0					

LAS VEGAS RAIDERS								
PASSING	ATT	CP	YDS	SK/YD	TD	LG	INT	RTG
Geno Smith	21	13	116	3/19	1	17	0	92.6
Kenny Pickett	11	8	97	1/5	1	26	0	129.7
TOTAL	32	21	213	4/24	2	26	0	105.3
RUSHING								
	ATT	YDS	AVG	LG	TD			
Ashton Jeanty	10	30	3.0	6	0			
Kenny Pickett	1	6	6.0	6	0			
Geno Smith	1	4	4.0	4	0			
TOTAL	12	40	3.3	6	0			
RECEIVING								
	NO	YDS	AVG	LG	TD			
Jack Bech	6	50	8.3	17	0			
Brock Bowers	4	46	11.5	15t	1			
Tyler Lockett	3	41	13.7	26	0			
Tre Tucker	2	24	12.0	13	0			
Ian Thomas	2	17	8.5	12	0			
Ashton Jeanty	2	8	4.0	4	0			
Shedrick Jackson	1	25	25.0	25t	1			
Raheem Mostert	1	2	2.0	2	0			
TOTAL	21	213	10.1	26	2			
TOP DEFENSE								
	TOT	SOLO	AST	SCK	YDS	INT		
Devin White	19	10	9	0.0	0.0	0		
Jeremy Chinn	11	7	4	1.0	0.0	0		
Eric Stokes	9	6	3	0.0	0.0	0		
FIELD GOALS								
	FGM/FGA		PERCENT		RESULTS			
Daniel Carlson	1-1		100.0		46G			
TOTAL	1-1		100.0					

Team Statistics	Broncos	Raiders
First Downs	27	16
3rd-Down Eff. (Made/Att/Pct)	7/12/58%	3/9/33%
4th-Down Eff. (Made/Att/Pct)	1/3/33%	1/3/33%
Total Net Yards	356	229
Total Plays	72	48
Yards Per Play	4.9	4.8
Rushes/Net Yards	31/152	12/40
Net Passing	204	189
Pass Attempts/Completions	38/31	32/21
Had Intercepted	0	0
Sacked/Yards Lost	3/8	4/24
Punts/Average	1/35.0	3/47.7
Penalties/Yards	8/50	3/25
Fumbles/Lost	0/0	0/0
Possession Time	39:03	20:57



# GAME SUMMARIES



26

## WEEK 14

Green Bay Packers 26, Denver Broncos 34

76,809 Empower Field at Mile High Dec 14, 2025



34

Green Bay Packers	3	13	7	3	—	26
Denver Broncos	0	14	13	7	—	34

The Denver Broncos kept their winning streak rolling in an interconference matchup with the NFC North leading Green Bay Packers, defeating them 34-26.

With the win, the Broncos won their 11th consecutive game, which is their longest win streak in a single season since 2012 (11 games). They have also won 12 straight home games, which is the longest streak since 2012-13 (13 games).

QB Bo Nix had another career game, completing 23-of-34 passes for 302 yards with four touchdowns (134.7 rtg.) against the Packers. It was his fourth career game with 4+ passing scores and his fifth career 300-yard passing performance.

WR Courtland Sutton made history as well, entering the Top-5 in team history in receiving yards with 113 yards on seven catches. With that performance, he has now recorded 100 yards in a game 10 times, which is tied for the ninth most games in team history.

Defensively, CBs Pat Surtain II and Riley Moss both notched their first interceptions of the season which OLB Jonah Elliss, OLB Dontrea Tillman, OLB Jonathon Cooper and DL Zach Allen notched sacks.

The Packers got off to a hot start, scoring on their first five drives of the game, including two field goals on their first two possessions to take a 6-0 lead.

Denver would then get back into the fight, as a 10-play, 70-yard drive orchestrated by Nix finished with a 20-yard pass to WR Michael Bandy, the first of his career, for a touchdown to take a 7-6 lead.

Green Bay answered right back though, as they would take the ball 75 yards and finish with a 14-yard passing touchdown to retake the lead 13-7.

The Broncos would answer again though, as Nix found WR Lil'Jordan Humphrey, his first score of the season, for a five-yard touchdown to make it 14-13. The Packers would get the last points of the half though, as a field goal as would make it 16-14 going into the break.

Green Bay would get the chance to double-dip on points coming out of the half, as they would take the opening drive of the second half 71 yards and end with a 40-yard touchdown run to make it 23-14.

After a Broncos three-and-out, the Packers looked to try to close things out, but the game too a momentum shift when Surtain picked off a deep pass to give Denver the ball again. The Broncos would take advantage of it, with Nix finding Sutton for a 14-yard pass in the end zone to make it 23-21.

Nix would get another touchdown on the following drive as he found WR Troy Franklin deep for a 23-yard pass in the end zone to take the 27-23 lead, which they would not give up the rest of the game.

A field goal by Green Bay made it 27-26, but RB RJ Harvey scored his 10th touchdown of the season, tied for the third most by a rookie in team history, to make it 34-26 and five Denver the win.

### GREEN BAY PACKERS

PASSING	ATT	CP	YDS	SK/YD	TD	LG	INT	RTG
Jordan Love	40	24	276	3/29	1	29	2	68.3
<b>TOTAL</b>	<b>40</b>	<b>24</b>	<b>276</b>	<b>3/29</b>	<b>1</b>	<b>29</b>	<b>2</b>	<b>68.3</b>

RUSHING	ATT	YDS	AVG	LG	TD
Josh Jacobs	12	73	6.1	40t	1
Jordan Love	3	29	9.7	24	0
Chris Brooks	2	10	5.0	7	0
Emanuel Wilson	2	3	1.5	2	0
Bo Melton	1	0	0.0	0	0
<b>TOTAL</b>	<b>20</b>	<b>115</b>	<b>5.8</b>	<b>40T</b>	<b>1</b>

RECEIVING	NO	YDS	AVG	LG	TD
Jayden Reed	5	55	11.0	29	0
Luke Musgrave	4	52	13.0	26	0
Matthew Golden	3	55	18.3	27	0
Christian Watson	3	29	9.7	19	0
John FitzPatrick	3	18	6.0	6	0
Romeo Doubs	2	36	18.0	26	0
Josh Jacobs	2	19	9.5	14t	1
Chris Brooks	1	6	6.0	6	0
Dontayvion Wicks	1	6	6.0	6	0
<b>TOTAL</b>	<b>24</b>	<b>276</b>	<b>11.5</b>	<b>29</b>	<b>1</b>

TOP DEFENSE	TOT	SOLO	AST	SCK	YDS	INT
Quay Walker	9	3	6	0.0	0.0	0
Edgerrin Cooper	8	7	1	0.0	0.0	0
Xavier McKinney	7	6	1	0.0	0.0	0

FIELD GOALS	FGM/FGA	PERCENT	RESULTS
Brandon McManus	4-4	100.0	53G, 26G, 35G, 37G
<b>TOTAL</b>	<b>4-4</b>	<b>100.0</b>	

### Team Statistics

	Packers	Broncos
First Downs	19	21
3rd-Down Eff. (Made/Att/Pct)	6/13/46%	4/11/36%
4th-Down Eff. (Made/Att/Pct)	1/3/33%	2/4/50%
Total Net Yards	362	391
Total Plays	63	65
Yards Per Play	5.7	6.0
Rushes/Net Yards	20/115	31/89
Net Passing	247	302
Pass Attempts/Completions	40/24	34/23
Had Intercepted	2	0
Sacked/Yards Lost	3/29	0/0
Punts/Average	1/57.0	2/47.0
Penalties/Yards	10/72	6/60
Fumbles/Lost	0/0	1/1
Possession Time	29:28	30:32

GREEN BAY PACKERS (HEAD COACH: MATT LAFLEUR)					
OFFENSE			DEFENSE		
WR	87	R. Doubs	DE	55	K. Enagbare
WR	9	C. Watson	DT	94	K. Brooks
LT	63	R. Walker	DT	96	C. Wooden
LG	65	A. Banks	DL	90	L. Van Ness
C	75	S. Rhyhan	DE	1	M. Parsons
RG	71	A. Belton	LB	7	O. Walker
RT	50	Z. Tom	LB	56	E. Cooper
TE	88	L. Musgrave	CB	25	K. Nixon
TE	86	J. FitzPatrick	CB	24	C. Valentine
QB	10	J. Love	S	29	X. McKinney
RB	8	J. Jacobs	S	33	E. Williams

DENVER BRONCOS (HEAD COACH: SEAN PAYTON)					
OFFENSE			DEFENSE		
LT	72	G. Bolles	DE	99	Z. Allen
LG	63	A. Palczewski	NT	93	D. Jones
C	60	L. Wattenberg	DE	98	J. Franklin-Myers
RG	77	Q. Meinerz	SLB	0	J. Cooper
RT	69	M. McGlinchey	WLB	15	N. Bonitto
TE	82	A. Trautman	ILB	49	A. Singleton
TE	45	N. Adkins	ILB	57	D. Greenlaw
WR	14	C. Sutton	LCB	2	P. Surtain II
RB	12	R. Harvey	RCB	21	R. Moss
FB	46	A. Prentice	S	9	T. Hufanga
QB	10	B. Nix	S	22	B. Jones

### DENVER BRONCOS

PASSING	ATT	CP	YDS	SK/YD	TD	LG	INT	RTG
Bo Nix	34	23	302	0/0	4	42	0	134.7
<b>TOTAL</b>	<b>34</b>	<b>23</b>	<b>302</b>	<b>0/0</b>	<b>4</b>	<b>42</b>	<b>0</b>	<b>134.7</b>

RUSHING	ATT	YDS	AVG	LG	TD
RJ Harvey	19	65	3.4	8	1
Bo Nix	7	10	1.4	4	0
Marvin Mims Jr.	1	8	8.0	8	0
Jaleel McLaughlin	2	4	2.0	2	0
Troy Franklin	1	3	3.0	3	0
Adam Prentice	1	-1	-1.0	-1	0
<b>TOTAL</b>	<b>31</b>	<b>89</b>	<b>2.9</b>	<b>8</b>	<b>1</b>

RECEIVING	NO	YDS	AVG	LG	TD
Courtland Sutton	7	113	16.1	42	1
Troy Franklin	6	85	14.2	23t	1
Marvin Mims Jr.	4	29	7.3	11	0
Lil'Jordan Humphrey	3	42	14.0	22	1
Michael Bandy	1	20	20.0	20t	1
Evan Engram	1	12	12.0	12	0
Tyler Badie	1	1	1.0	1	0
<b>TOTAL</b>	<b>23</b>	<b>302</b>	<b>13.1</b>	<b>42</b>	<b>4</b>

TOP DEFENSE	TOT	SOLO	AST	SCK	YDS	INT
Dre Greenlaw	8	5	3	0.0	0.0	0
Alex Singleton	8	4	4	0.0	0.0	0
Jonathon Cooper	5	1	4	0.5	5.5	0

FIELD GOALS	FGM/FGA	PERCENT	RESULTS
	No Field Goals		







34

WEEK 15

Jacksonville Jaguars 34, Denver Broncos 20

76,858 Empower Field at Mile High Dec 21, 2025



20

Jacksonville Jaguars	7	10	14	3	—	34
Denver Broncos	0	10	7	3	—	20

The Denver Broncos lost for the first time since their Week 3 game, falling to the Jacksonville Jaguars by the score of 34-20 at Empower Field at Mile High.

QB Bo Nix recorded his sixth career 300-yard performance in the game, totaling 352 yards on 28-of-47 passing. WR Courtland Sutton also notched his seventh touchdown catch of the year and 39th of his career.

Denver also totaled five sacks in the game, their sixth contest of the season with five sacks. With that game, they tied their franchise record of 63 sacks on the season while DL John Franklin-Myers notched his second career multi-sack game.

Jacksonville got on the board first, going 66 yards on 10 plays at the end of the first quarter and ending with a 12-yard touchdown pass to make it 7-0.

The Broncos answered right back though, as Nix led a five-play, 65-yard drive on the very next possession that ended with a 15-yard pass to Sutton to tie the game at seven apiece.

Denver would force a three-and-out and then take the lead for the first time after a 54-yard field goal by Lutz made it 10-7. Jacksonville would end the half though with 10 unanswered points, finishing with a field goal as time expired to make it 17-10 at the break.

RB RJ Harvey would tie the game up again shortly into the second half, as he took a 38-yard handoff into the end zone to tie the game at 17. With that score, he claimed sole possession of the third-most touchdowns by a rookie running back.

The Jaguars would get back-to-back scores, as two touchdowns by the visitors made the score 31-17 to finish off the third quarter. They'd take advantage of a Broncos turnover as well and convert it to a field goal to take a 34-17 lead early in the fourth.

A field goal by Denver would make it 34-20 early in the frame, but that would prove to be the final points of the game.

JACKSONVILLE JAGUARS						DEFENSE					
OFFENSE											
WR	7	B. Thomas Jr.	DE	44	T. Walker	WR	3	J. Meyers	DT	52	D. Hamilton
LT	70	C. Van Lanen	DE	41	M. Dickerson	LG	76	E. Cleveland	DE	41	J. Hines-Allen
C	73	R. Hainsey	LB	23	F. Oluokun	RG	65	P. Mekari	LB	0	D. Lloyd
RT	77	A. Harrison	CB	6	G. Newsome II	TE	85	B. Strange	CB	30	M. Brown
QB	16	T. Lawrence	S	29	E. Murray	WR	17	T. Patrick	S	42	A. Wingard
RB	1	T. Etienne Jr.	S	26	A. Johnson	RB	1	T. Etienne Jr.	S	26	A. Johnson

DENVER BRONCOS (HEAD COACH: SEAN PAYTON)						DEFENSE					
OFFENSE											
LT	72	G. Bolles	DE	99	Z. Allen	LT	72	G. Bolles	DE	99	Z. Allen
LG	63	A. Palczewski	DE	93	D. Jones	LG	63	A. Palczewski	DE	93	D. Jones
C	60	L. Wattenberg	DE	98	J. Franklin-Myers	C	60	L. Wattenberg	DE	98	J. Franklin-Myers
RG	77	Q. Meinerz	SLB	0	J. Cooper	RG	77	Q. Meinerz	SLB	0	J. Cooper
RT	69	M. McGlinchey	VLB	15	N. Bonitto	RT	69	M. McGlinchey	VLB	15	N. Bonitto
TE	1	E. Ingram	ILB	49	A. Singleton	TE	1	E. Ingram	ILB	49	A. Singleton
WR	17	L. Humphrey	LCB	2	P. Surtain II	WR	17	L. Humphrey	LCB	2	P. Surtain II
RB	12	R. Harvey	RCB	21	R. Moss	RB	12	R. Harvey	RCB	21	R. Moss
QB	10	B. Nix	S	9	T. Hufanga	QB	10	B. Nix	S	9	T. Hufanga
			S	6	P. Locke				S	6	P. Locke

JACKSONVILLE JAGUARS

PASSING	ATT	CP	YDS	SK/YD	TD	LG	INT	RTG
Trevor Lawrence	36	23	279	5/14	3	63	0	115.4
TOTAL	36	23	279	5/14	3	63	0	115.4

RUSHING	ATT	YDS	AVG	LG	TD
Travis Etienne Jr.	16	50	3.1	24	0
Trevor Lawrence	6	20	3.3	10	1
LeQuint Allen Jr.	4	10	2.5	5	0
Jakobi Meyers	1	1	1.0	1	0
TOTAL	27	81	3.0	24	1

RECEIVING	NO	YDS	AVG	LG	TD
Parker Washington	6	145	24.2	63	1
Brenton Strange	5	39	7.8	23	1
Jakobi Meyers	4	45	11.3	25	0
Travis Etienne Jr.	4	16	4.0	10t	1
Brian Thomas Jr.	2	18	9.0	9	0
Tim Patrick	1	11	11.0	11	0
Quintin Morris	1	5	5.0	5	0
TOTAL	23	279	12.1	63	3

TOP DEFENSE	TOT	SOLO	AST	SCK	YDS	INT
Foyesade Oluokun	11	6	5	0.0	0.0	0
Devin Lloyd	6	3	3	0.0	0.0	0
Eric Murray	5	4	1	0.0	0.0	0

FIELD GOALS	FGM/FGA	PERCENT	RESULTS
Cam Little	2-2	100.0	47G, 26G
TOTAL	2-2	100.0	

DENVER BRONCOS

PASSING	ATT	CP	YDS	SK/YD	TD	LG	INT	RTG
Bo Nix	47	28	352	1/8	1	48	1	81.2
TOTAL	47	28	352	1/8	1	48	1	81.2

RUSHING	ATT	YDS	AVG	LG	TD
RJ Harvey	7	50	7.1	38t	1
Jaleel McLaughlin	5	37	7.4	16	0
Bo Nix	4	11	2.8	12	0
Marvin Mims Jr.	1	3	3.0	3	0
TOTAL	17	101	5.9	38t	1

RECEIVING	NO	YDS	AVG	LG	TD
Courtland Sutton	6	86	14.3	21	1
Pat Bryant	5	42	8.4	13	0
RJ Harvey	4	71	17.8	32	0
Troy Franklin	4	66	16.5	48	0
Marvin Mims Jr.	3	26	8.7	26	0
Evan Ingram	2	36	18.0	33	0
Adam Trautman	2	14	7.0	8	0
Lil' Jordan Humphrey	1	9	9.0	9	0
Tyler Badie	1	2	2.0	2	0
TOTAL	28	352	12.6	48	1

TOP DEFENSE	TOT	SOLO	AST	SCK	YDS	INT
Alex Singleton	13	4	9	0.0	0.0	0
D.J. Jones	7	3	4	1.0	0.0	0
Riley Moss	6	5	1	1.0	1.0	0

FIELD GOALS	FGM/FGA	PERCENT	RESULTS
Wil Lutz	2-3	66.7	44RU, 54G, 21G
TOTAL	2-3	66.7	

Team Statistics

	Jaguars	Broncos
First Downs	22	21
3rd-Down Eff. (Made/Att/Pct)	8/15/53%	5/14/36%
4th-Down Eff. (Made/Att/Pct)	0/0/0%	1/3/33%
Total Net Yards	346	445
Total Plays	68	65
Yards Per Play	5.1	6.8
Rushes/Net Yards	27/81	17/101
Net Passing	265	344
Pass Attempts/Completions	36/23	47/28
Had Intercepted	0	1
Sacked/Yards Lost	5/14	1/8
Punts/Average	6/52.0	3/44.0
Penalties/Yards	2/20	6/61
Fumbles/Lost	0/0	1/1
Possession Time	33:13	26:47



# GAME SUMMARIES



20

## WEEK 16

Denver Broncos 20, Kansas City Chiefs 13

73,045 GEHA Field at Arrowhead Stadium Dec 25, 2025



13

Denver Broncos .....	3	3	7	7	—	20
Kansas City Chiefs .....	0	7	3	3	—	13

The Denver Broncos reached the 13-win mark on the season after sweeping the season series against the Kansas City Chiefs for the first time since 2014 on Christmas night by the score of 20-13. With a loss by the Chargers two days later, the win also proved to be crucial as the club clinched its first AFC West crown in 10 seasons.

Denver had three players (Nix, Harvey, McLaughlin) eclipse 40 yards rushing, the first time it had as many players reach that mark in a game since 2012. Harvey also became the first rookie in club history to record a touchdown in five straight games in the contest.

WR Courtland Sutton also made history in the game, surpassing the 1,000 receiving yards mark in back-to-back seasons for the first time in his career. He became the first Bronco to do so since Emmanuel Sanders and Demaryius Thomas in 2016.

QB Bo Nix also became just the third quarterback in NFL history to reach 25 passing scores and 3,500 passing yards in each of his first two seasons and the first ever win 20 games, pass for 7,500 yards and 50 touchdowns.

The Broncos also set a new franchise record with one sack in the game to take them to 64 for the season. That set a new team record for a single season while also tied for the 12th most in NFL history.

Denver got on the board first as they took the opening drive 56 yards on 14 plays and taking off 8:02 from the clock. A 27-yard field goal by K Wil Lutz would give Denver the 3-0 lead.

Kansas City would get back though, as they took advantage of an interception and converted it into a touchdown to make it 7-3. Another Lutz field goal with 22 seconds left in the second quarter would make it 7-6 going into the half.

Kansas City would take their opening possession in the second half 28 yards and would set up a 53-yard field goal to extend their lead back to four points.

That would not last long though, as a Nix nine-yard scramble into the end zone the next drive would cap a 72-yard possession for the Broncos to make it a 13-10 game.

The Chiefs would get a field goal early in the fourth quarter set up by a 44-yard punt return to tie the game up at 13-13, but the Broncos would go on another long drive on their next possession. Denver would take up 6:18 on 14 plays and convert from the KC one-yard line after Nix found Harvey in the end zone for the score to make it 20-13.

Kansas City would drive down the field, but end up just short as the Broncos clinched their 13th win of the season.

### KANSAS CITY CHIEFS (HEAD COACH: ANDY REID)

OFFENSE				DEFENSE			
WR	1	X. Worthy	DE	51	M. Danna		
WR	9	J. Smith-Schuster	DT	69	M. Pannel		
WR	11	J. Royals	DT	95	C. Jones		
LT	79	E. Pole	DE	56	C. Kariattis		
LG	76	K. Suamataia	LB	23	D. Tranquill		
C	52	C. Humphrey	LB	32	N. Bolton		
RG	65	T. Smith	CB	8	K. Fulton		
RT	72	C. Godrick	CB	20	N. Williams		
TE	87	T. Kelce	S	6	B. Cook		
QB	19	C. Oladokun	S	27	C. Conner		
RB	10	I. Pacheco	DB	21	J. Hicks		

### DENVER BRONCOS (HEAD COACH: SEAN PAYTON)

OFFENSE				DEFENSE			
WR	19	M. Mims Jr.	DE	99	Z. Allen		
LT	72	G. Bollles	NT	93	D. Jones		
LG	63	A. Palczewski	DE	98	J. Franklin-Myers		
C	54	A. Forsyth	SLB	0	J. Cooper		
RG	77	Q. Meinerz	WLB	15	N. Bonitto		
RT	69	M. McClincney	ILB	49	A. Singleton		
RT	73	F. Crum	LCB	2	P. Surtain II		
WR	14	C. Sutton	RCB	21	R. Moss		
WR	17	L. Humphrey	NCB	23	J. Barron		
RB	12	R. Harvey	S	9	T. Hufanga		
QB	10	B. Nix	S	6	P. Locke		

**OFFICIALS:** Referee: Bill Vinovich (52), Umpire: Scott Walker (11), Line Judge: Tripp Sutter (37), Side Judge: Jimmy Buchanan (86), Down Judge: Dale Keller (9), Field Judge: Aaron Santi (50), Back Judge: Todd Prukop (30), Replay Official: Chad Wakefield, Replay Assistant: Jim Van Geffen

### DENVER BRONCOS

PASSING	ATT	CP	YDS	SK/YD	TD	LG	INT	RTG
Bo Nix	38	26	182	1/7	1	23	1	76.9
<b>TOTAL</b>	<b>38</b>	<b>26</b>	<b>182</b>	<b>1/7</b>	<b>1</b>	<b>23</b>	<b>1</b>	<b>76.9</b>

RUSHING	ATT	YDS	AVG	LG	TD
RJ Harvey	14	43	3.1	11	0
Bo Nix	9	42	4.7	14	1
Jaleel McLaughlin	7	40	5.7	15	0
Adam Prentice	2	3	1.5	3	0
<b>TOTAL</b>	<b>32</b>	<b>128</b>	<b>4.0</b>	<b>15</b>	<b>1</b>

RECEIVING	NO	YDS	AVG	LG	TD
RJ Harvey	5	33	6.6	13	1
Courtland Sutton	4	40	10.0	23	0
Evan Engram	4	21	5.3	8	0
Troy Franklin	4	17	4.3	6	0
Marvin Mims Jr.	3	10	3.3	7	0
Adam Trautman	2	24	12.0	13	0
Lil' Jordan Humphrey	2	23	11.5	17	0
Michael Bandy	2	14	7.0	8	0
<b>TOTAL</b>	<b>26</b>	<b>182</b>	<b>7.0</b>	<b>23</b>	<b>1</b>

TOP DEFENSE	TOT	SOLO	AST	SCK	YDS	INT
Pat Surtain II	5	4	1	0.0	0.0	0
D.J. Jones	5	3	2	0.0	0.0	0
Malcolm Roach	5	2	3	0.0	0.0	0

FIELD GOALS	FGM/FGA	PERCENT	RESULTS
Wil Lutz	2-2	100.0	27G, 30G
<b>TOTAL</b>	<b>2-2</b>	<b>100.0</b>	

### KANSAS CITY CHIEFS

PASSING	ATT	CP	YDS	SK/YD	TD	LG	INT	RTG
Chris Oladokun	22	13	66	1/9	1	14	0	79.0
<b>TOTAL</b>	<b>22</b>	<b>13</b>	<b>66</b>	<b>1/9</b>	<b>1</b>	<b>14</b>	<b>0</b>	<b>79.0</b>

RUSHING	ATT	YDS	AVG	LG	TD
Kareem Hunt	7	38	5.4	14	0
Isiah Pacheco	9	32	3.6	13	0
Chris Oladokun	2	11	5.5	7	0
Xavier Worthy	1	1	1.0	1	0
<b>TOTAL</b>	<b>19</b>	<b>82</b>	<b>4.3</b>	<b>14</b>	<b>0</b>

RECEIVING	NO	YDS	AVG	LG	TD
Travis Kelce	5	36	7.2	14	0
JuJu Smith-Schuster	3	16	5.3	12	0
Brashard Smith	3	5	1.7	5t	1
Hollywood Brown	1	7	7.0	7	0
Noah Gray	1	2	2.0	2	0
<b>TOTAL</b>	<b>13</b>	<b>66</b>	<b>5.1</b>	<b>14</b>	<b>1</b>

TOP DEFENSE	TOT	SOLO	AST	SCK	YDS	INT
Nick Bolton	12	6	6	0.0	0.0	1
Chamarri Conner	10	7	3	0.0	0.0	0
Drue Tranquill	9	7	2	0.0	0.0	0

FIELD GOALS	FGM/FGA	PERCENT	RESULTS
Harrison Butker	2-2	100.0	53G, 47G
<b>TOTAL</b>	<b>2-2</b>	<b>100.0</b>	

### Team Statistics

	Broncos	Chiefs
First Downs	22	10
3rd-Down Eff. (Made/Att/Pct)	11/18/61%	4/11/36%
4th-Down Eff. (Made/Att/Pct)	1/1/100%	1/2/50%
Total Net Yards	303	139
Total Plays	71	42
Yards Per Play	4.3	3.3
Rushes/Net Yards	32/128	19/82
Net Passing	175	57
Pass Attempts/Completions	38/26	22/13
Had Intercepted	1	0
Sacked/Yards Lost	1/7	1/9
Punts/Average	2/51.5	3/57.0
Penalties/Yards	5/57	2/10
Fumbles/Lost	0/0	1/0
Possession Time	39:28	20:32



# GAME SUMMARIES



3

## WEEK 17

Los Angeles Chargers 3, Denver Broncos 19  
76,821 Empower Field at Mile High Jan 4, 2026



19

Los Angeles Chargers ..... 0 3 0 0 — 3  
Denver Broncos ..... 10 0 3 6 — 19

The Denver Broncos finished off the 2025 regular season with their 14th win in franchise history, tying a franchise record for most wins in a season, while also tying for the most home wins with eight.

With the win, the Broncos clinched the No. 1 seed in the AFC playoffs for the first time since 2015.

The defense led the day for Denver, limiting the Chargers to just three total points and not allowing Los Angeles to reach the end zone. It is the fifth game Denver has not allowed a touchdown this season, which is tied for the fifth most by any team since 1970.

OLB Nik Bonitto recorded 1.5 sacks in the game, marking his league-high-tying sixth multi-sack game of the season. He also forced one fumble, which resulted in a field goal for the Broncos.

Denver got on the board first, as after forcing a quick three-and-out, Denver took the ball down the field on 15 plays and set up a K Wil Lutz 24-yard field goal. On the drive, the Broncos recorded 73 rushing yards, which was the most by the club on an opening possession in 14 years.

CB Ja'Quan McMillian then gave the Broncos a 10-point lead after picking off a pass and returning it 45 yards for the touchdown. With that pick-six, McMillian became just the fourth undrafted player in franchise history to record multiple pick-sixes in a career.

The rest of the half would play out as a defensive struggle as both teams prevented any scores until a 30-yard field goal at the end of the half for the Chargers put them on the board. Those would prove to be the only points for the road team in the game.

Denver would extend their lead back to 10 on their second drive of the second half, with a Lutz 26-yard field goal to make it 13-3. Lutz would connect from 41 yards and 23 yards in the fourth quarter to bring the score to 19-3, which is where the game would end.

### LOS ANGELES CHARGERS (HEAD COACH: JIM HARBAUGH)

OFFENSE				DEFENSE			
WR	9	T. Harris	OLB	48	B. Dupree		
WR	84	K. Lambert-Smith	DL	91	D. Hand		
TE	89	W. Dissly	DL	90	T. Tart		
C	78	A. James	LB	43	T. Dye		
QB	5	T. Lance	LB	53	D. Phillips		
RB	32	J. Patterson	CB	20	C. Hart		
FB	44	S. Matlock	CB	26	D. Jackson		
			CB	29	T. Still		
			S	27	R. Mickens		
			S	23	T. Jefferson		

### DENVER BRONCOS (HEAD COACH: SEAN PAYTON)

OFFENSE				DEFENSE			
WR	19	M. Mims Jr.	DE	99	Z. Allen		
WR	17	L. Humphrey	NT	93	D. Jones		
LT	72	G. Bolles	DE	96	E. Uwazurike		
LG	74	B. Powers	SLB	0	J. Cooper		
C	54	A. Forsyth	WLB	15	N. Bonitto		
RG	77	Q. Meinerz	ILB	49	A. Singleton		
RT	69	M. McGlinchey	ILB	40	J. Strnad		
TE	45	N. Adkins	LCB	2	P. Surtain II		
WR	14	C. Sutton	RCB	21	R. Moss		
WR	13	P. Bryant	S	9	T. Hufanga		
RB	38	J. McLaughlin	S	6	P. Locke		
QB	10	B. Nix					

### LOS ANGELES CHARGERS

PASSING	ATT	CP	YDS	SK/YD	TD	LG	INT	RTG
Trey Lance	44	20	136	4/32	0	18	1	43.4
TOTAL	44	20	136	4/32	0	18	1	43.4

RUSHING	ATT	YDS	AVG	LG	TD
Trey Lance	9	69	7.7	22	0
Jaret Patterson	8	29	3.6	12	0
Kimani Vidal	3	12	4.0	7	0
Hassan Haskins	1	3	3.0	3	0
TOTAL	21	113	5.4	22	0

RECEIVING	NO	YDS	AVG	LG	TD
Keenan Allen	7	36	5.1	8	0
Jaret Patterson	3	8	2.7	4	0
Tre' Harris	2	28	14.0	16	0
KeAndre Lambert-Smith	2	24	12.0	18	0
Oronde Gadsden	2	23	11.5	17	0
Derius Davis	1	7	7.0	7	0
Tyler Conklin	1	6	6.0	6	0
Will Dissly	1	6	6.0	6	0
Kimani Vidal	1	-2	-2.0	-2	0
TOTAL	20	136	6.8	18	0

TOP DEFENSE	TOT	SOLO	AST	SCK	YDS	INT
Tony Jefferson	8	6	2	0.0	0.0	0
Del'Shawn Phillips	7	3	4	1.0	5.0	0
Marlowe Wax	6	5	1	0.0	0.0	0

FIELD GOALS	FGM/FGA	PERCENT	RESULTS
Cameron Dicker	1-1	100.0	30G
TOTAL	1-1	100.0	

### DENVER BRONCOS

PASSING	ATT	CP	YDS	SK/YD	TD	LG	INT	RTG
Bo Nix	23	14	141	4/17	0	37	0	78.4
TOTAL	23	14	141	4/17	0	37	0	78.4

RUSHING	ATT	YDS	AVG	LG	TD
Bo Nix	8	49	6.1	22	0
Jaleel McLaughlin	6	41	6.8	10	0
RJ Harvey	15	28	1.9	11	0
Tyler Badie	2	-2	-1.0	1	0
TOTAL	31	116	3.7	22	0

RECEIVING	NO	YDS	AVG	LG	TD
Pat Bryant	4	31	7.8	11	0
Evan Engram	3	45	15.0	37	0
Tyler Badie	2	28	14.0	16	0
Marvin Mims Jr.	2	10	5.0	7	0
Jaleel McLaughlin	1	17	17.0	17	0
RJ Harvey	1	5	5.0	5	0
Courtland Sutton	1	5	5.0	5	0
TOTAL	14	141	10.1	37	0

TOP DEFENSE	TOT	SOLO	AST	SCK	YDS	INT
Alex Singleton	7	3	4	0.0	0.0	0
Justin Strnad	7	3	4	1.0	8.0	0
Ja'Quan McMillian	6	4	2	0.0	0.0	1

FIELD GOALS	FGM/FGA	PERCENT	RESULTS
Wil Lutz	4-4	100.0	24G, 26G, 41G, 23G
TOTAL	4-4	100.0	

### Team Statistics

	Chargers	Broncos
First Downs	13	13
3rd-Down Eff. (Made/Att/Pct)	7/20/35%	5/15/33%
4th-Down Eff. (Made/Att/Pct)	3/5/60%	0/0/0%
Total Net Yards	217	240
Total Plays	69	58
Yards Per Play	3.1	4.1
Rushes/Net Yards	21/113	31/116
Net Passing	104	124
Pass Attempts/Completions	44/20	23/14
Had Intercepted	1	0
Sacked/Yards Lost	4/32	4/17
Punts/Average	7/50.7	6/47.8
Penalties/Yards	5/25	1/5
Fumbles/Lost	1/1	0/0
Possession Time	25:59	34:01



# POSTSEASON GAME SUMMARIES



## AFC DIVISIONAL PLAYOFF GAME

Buffalo Bills 30, Denver Broncos 33 (OT)

77,043 Empower Field at Mile High Jan 17, 2026



Buffalo Bills	7	3	7	13	0	—	30
Denver Broncos	3	17	3	7	3	—	33

### SCORING DRIVES

TEAM	QTR	TIME	SCORING PLAY	BUF	DEN
Broncos	1	07:29	W.Lutz 28 yd. Field Goal (14-64, 7:31)	0	3
Bills	1	00:05	M.Hardman 4 yd. pass from J.Allen (M.Prater kick) (12-67, 7:24)	7	3
Broncos	2	09:33	F.Crum 7 yd. pass from B.Nix (W.Lutz kick) (8-69, 3:47)	7	10
Bills	2	02:13	M.Prater 33 yd. Field Goal (13-69, 7:20)	10	10
Broncos	2	00:22	L.Humphrey 29 yd. pass from B.Nix (W.Lutz kick) (11-70, 1:51)	10	17
Broncos	2	00:00	W.Lutz 50 yd. Field Goal (1-0, 0:02)	10	20
Broncos	3	11:35	W.Lutz 33 yd. Field Goal (4-2, 2:33)	10	23
Bills	3	06:49	K.Coleman 10 yd. pass from J.Allen (M.Prater kick) (9-73, 4:46)	17	23
Bills	4	13:24	D.Kincaid 14 yd. pass from J.Allen (M.Prater kick) (9-85, 4:06)	24	23
Bills	4	04:11	M.Prater 31 yd. Field Goal (13-68, 7:39)	27	23
Broncos	4	00:55	M.Mims 26 yd. pass from B.Nix (W.Lutz kick) (8-73, 3:16)	27	30
Bills	4	00:05	M.Prater 50 yd. Field Goal (8-41, 0:50)	30	30
Broncos	OT	04:44	W.Lutz 23 yd. Field Goal (6-75, 3:02)	30	33

### BUFFALO BILLS

PASSING	ATT	CP	YDS	SK/YD	TD	LG	INT	RTG
Josh Allen	39	25	283	3/17	3	46	2	90.0
<b>TOTAL</b>	<b>39</b>	<b>25</b>	<b>283</b>	<b>3/17</b>	<b>3</b>	<b>46</b>	<b>2</b>	<b>90.0</b>

RUSHING	ATT	YDS	AVG	LG	TD
James Cook III	24	117	4.9	24	0
Josh Allen	12	66	5.5	26	0
<b>TOTAL</b>	<b>36</b>	<b>183</b>	<b>5.1</b>	<b>26</b>	<b>0</b>

RECEIVING	NO	YDS	AVG	LG	TD
Khalil Shakir	7	75	10.7	46	0
Dalton Kincaid	6	83	13.8	25	1
Dawson Knox	3	32	10.7	13	0
Ray Davis	2	33	16.5	24	0
James Cook III	2	24	12.0	24	0
Brandin Cooks	2	20	10.0	15	0
Keon Coleman	1	10	10.0	10t	1
Mecole Hardman Jr.	1	4	4.0	4t	1
Curtis Samuel	1	2	2.0	2	0
<b>TOTAL</b>	<b>25</b>	<b>283</b>	<b>11.3</b>	<b>46</b>	<b>3</b>

TOP DEFENSE	TOT	SOLO	AST	SCK	YDS	INT
Cole Bishop	12	7	5	0.0	0.0	0
Cam Lewis	10	6	4	0.0	0.0	0
Taron Johnson	6	5	1	0.0	0.0	0

FIELD GOALS	FGM/FGA	PERCENT	RESULTS
Matt Prater	3-3	100.0	33G, 31G, 50G
<b>TOTAL</b>	<b>3-3</b>	<b>100.0</b>	

### DENVER BRONCOS

PASSING	ATT	CP	YDS	SK/YD	TD	LG	INT	RTG
Bo Nix	46	26	279	0/0	3	29t	1	87.1
<b>TOTAL</b>	<b>46</b>	<b>26</b>	<b>279</b>	<b>0/0</b>	<b>3</b>	<b>29T</b>	<b>1</b>	<b>87.1</b>

RUSHING	ATT	YDS	AVG	LG	TD
Bo Nix	12	29	2.4	11	0
Jaleel McLaughlin	4	21	5.3	13	0
RJ Harvey	6	20	3.3	12	0
<b>TOTAL</b>	<b>22</b>	<b>70</b>	<b>3.2</b>	<b>13</b>	<b>0</b>

RECEIVING	NO	YDS	AVG	LG	TD
Marvin Mims Jr.	8	93	11.6	27	1
RJ Harvey	5	46	9.2	24	0
Courtland Sutton	4	53	13.3	25	0
Pat Bryant	3	32	10.7	15	0
Lil'Jordan Humphrey	2	33	16.5	29t	1
Tyler Badie	1	7	7.0	7	0
Frank Crum	1	7	7.0	7t	1
Evan Engram	1	7	7.0	7	0
Nate Adkins	1	1	1.0	1	0
<b>TOTAL</b>	<b>26</b>	<b>279</b>	<b>10.7</b>	<b>29T</b>	<b>3</b>

TOP DEFENSE	TOT	SOLO	AST	SCK	YDS	INT
Alex Singleton	14	11	3	0.0	0.0	0
Talanoa Hufanga	10	7	3	0.0	0.0	0
P.J. Locke	9	6	3	0.0	0.0	1

FIELD GOALS	FGM/FGA	PERCENT	RESULTS
Wil Lutz	4-4	100.0	28G, 50G, 33G, 23G
<b>TOTAL</b>	<b>4-4</b>	<b>100.0</b>	

The Denver Broncos continued on to the AFC Championship game after defeating the Buffalo Bills 33-30 in overtime in the AFC Divisional Round.

On the game, Denver forced five turnovers, which was tied for the second most by the club in a postseason game in team history. The team scored 16 points off those giveaways.

OLB Nik Bonitto forced two fumbles in the game, becoming the third player in team history to record at least one sack and multiple forced fumbles in a postseason game. ILB Alex Singleton also forced a fumble and recorded 14 tackles, the most by a Bronco in a postseason game since at least 1994.

QB Bo Nix finished with three touchdown passes against Buffalo, marking the fifth time in franchise history a Broncos quarterback passes for three touchdowns in a postseason game. WR Marvin Mims also finished with 93 yards receiving, which is tied for the fourth most in team history in a postseason contest since 2010.

The Broncos got out in front first, as they took the opening possession 64 yards on 14 plays and ended with a 28-yard field goal by K Wil Lutz to make it 3-0.

Buffalo would get back on the next drive though, as they took their opening drive the distance for a touchdown to make it 7-3. A Broncos punt provided Buffalo with good field position, but Singleton would force a fumble that was recovered by S Talanoa Hufanga.

Denver would take advantage of Buffalo's mistake, going 69 yards for a touchdown from Nix to T Frank Crum to take the 10-7 lead. Crum became the first Broncos offensive lineman to record a receiving touchdown in a playoff game.

The Bills would tie the game up on their next drive with a field goal before the Broncos ended the half with a 70-yard touchdown drive capped by a 29-yard strike from Nix to WR Lil'Jordan Humphrey. Bonitto would then force a fumble that was recovered by S Devon Key and lead to a 50-yard field goal to end the half with Denver up 20-10.

Another Bonitto forced fumble on a sack to open the second half would lead to another field goal by the Broncos to make it 23-10, but Buffalo would come back, scoring on touchdowns on two of their next three drives to take a 24-23 lead.

Another field goal by the Bills would make it 27-23 with under five minutes remaining in the game, but Nix would lead another scoring drive and end with a 26-yard connection to Mims for the touchdown to make it 30-27. The game would go into overtime though as another Bills field goal in the dying seconds tied the score at 30.

After a punt by Denver in the first possession of overtime, CB Ja'Quan McMillian would pick off a deep pass to give Denver the ball again. Nix would drive down the field to help set up the game-winning 23-yard field goal to send the Broncos to their 11th AFC Championship game in team history.

### Team Statistics

	Bills	Broncos
First Downs	28	22
3rd-Down Eff. (Made/Att/Pct)	10/15/67%	8/16/50%
4th-Down Eff. (Made/Att/Pct)	1/1/100%	1/1/100%
Total Net Yards	449	349
Total Plays	78	68
Yards Per Play	5.8	5.1
Rushes/Net Yards	36/183	22/70
Net Passing	266	279
Pass Attempts/Completions	39/25	46/26
Had Intercepted	2	1
Sacked/Yards Lost	3/17	0/0
Punts/Average	0/0.0	4/47.0
Penalties/Yards	5/68	3/20
Fumbles/Lost	5/3	1/0
Possession Time	40:58	29:18







# **LAST GAME PLAY-BY-PLAY**

# National Football League Game Summary

NFL Copyright © 2025 by The National Football League. All rights reserved. This summary and play-by-play is for the express purpose of assisting media in their coverage of the game; any other use of this material is prohibited without the written permission of the National Football League.

Date: Saturday, 1/17/2026

Buffalo Bills at Denver Broncos

Start Time: 2:32 PM MST

at Empower Field at Mile High, Denver, CO

## Game Day Weather

Game Weather: Sunny

Temp: 36° F (2.2° C) Humidity: 21%, Wind: NE 5 mph

Open Stadium on Natural Grass

Wind Chill: 32

## Officials

Referee: Cheffers, Carl (51)

Umpire: Pellis, Mark (131)

Down Judge: Phillips, Jerod (6)

Line Judge: Baynes, Rusty (59)

Field Judge: Walker, Jabir (26)

Side Judge: Baynes, Allen (56)

Back Judge: Helverson, Scott (93)

Replay Official: Stine, Kevin (0)

## Lineups

Buffalo Bills				Denver Broncos			
Offense		Defense		Offense		Defense	
WR	10 K.Shakir	DE	97 J.Bosa	WR	14 C.Sutton	OLB	15 N.Bonitto
WR	18 B.Cooks	DT	96 D.Walker	WR	13 P.Bryant	DL	99 Z.Allen
LT	73 D.Dawkins	DT	92 D.Jones	WR	11 T.Franklin	NT	93 D.Jones
LG	76 D.Edwards	DE	50 G.Rousseau	LT	72 G.Bolles	DL	98 J.Franklin-Myers
C	66 C.McGovern	OLB	45 S.Thompson	LG	74 B.Powers	SLB	0 J.Cooper
RG	64 O.Torrence	LB	58 M.Milano	C	54 A.Forsyth	ILB	49 A.Singleton
RT	79 S.Brown	DB	39 C.Lewis	RG	77 Q.Meinerz	LCB	2 P.Surtain
TE	86 D.Kincaid	CB	27 T.White	RT	69 M.McGlinchey	RCB	21 R.Moss
WR	1 C.Samuel	CB	47 C.Benford	TE	82 A.Trautman	CB	29 J.McMillian
QB	17 J.Allen	CB	7 Ta.Johnson	QB	10 B.Nix	S	9 T.Hufanga
RB	4 J.Cook	S	24 C.Bishop	RB	12 R.Harvey	S	6 P.Locke

## Substitutions

WR 0 K.Coleman, K 15 M.Prater, WR 16 M.Hardman, P 19 M.Wishnowsky, RB 20 F.Gore, RB 22 R.Davis, CB 23 D.Jackson, S 25 D.Savage, DB 28 S.Franklin, DB 37 J.Hancock, FB 41 R.Gilliam, LB 42 D.Williams, LB 44 J.Andreessen, LB 54 B.Spector, DE 56 J.Solomon, DE 57 A.Epenesa, C/G 62 S.Van Pran-Granger, LS 69 R.Ferguson, T 70 A.Anderson, T 74 R.Van Demark, TE 85 J.Hawes, TE 88 D.Knox, DT 91 E.Oliver, DT 98 T.Sanders, DT 99 L.Ogunjobi

## Substitutions

TE 1 E.Engram, K 3 W.Lutz, P 16 J.Crawshaw, WR 17 L.Humphrey, WR 19 M.Mims, CB 23 J.Barron, DB 26 D.Key, RB 28 T.Badie, CB 31 K.Abrams-Draine, S 34 J.Skinner, RB 38 J.McLaughlin, ILB 40 J.Strnad, TE 45 N.Adkins, FB 46 A.Prentice, LS 48 M.Fraboni, OLB 52 J.Elliss, ILB 55 J.Turner, LB 57 D.Greenlaw, C 61 S.Mustipher, TE 63 A.Palczewski, T 73 F.Crum, OLB 92 D.Tillman, DL 94 J.Jackson, DL 96 E.Uwazurike, DT 97 M.Roach

## Did Not Play

QB 11 M.Trubisky

## Did Not Play

QB 8 J.Stidham

## Not Active

LB 8 T.Bernard, S 21 J.Poyer, RB 26 Ty.Johnson, CB 31 M.Hairston, T 68 T.Grable, DT 72 P.Mathis, TE 83 K.Latu

## Not Active

3QB 4 S.Ehlinger, CB 35 R.Taylor, ILB 47 K.Reid, OLB 51 Q.Robinson, WR 81 E.Moore, TE 84 C.Lohner, DE 95 S.Jones

## Field Goals (made ( ) & missed)

M.Prater		(33) (31) (50)	W.Lutz			(28) (50) (33) (23)		
			1	2	3	4	OT	Total
VISITOR:	Buffalo Bills		7	3	7	13	0	30
HOME:	Denver Broncos		3	17	3	7	3	33

## Scoring Plays

Team	Qtr	Time	Play Description (Extra Point) (Drive Info)	Visitor	Home
Broncos	1	7:29	W.Lutz 28 yd. Field Goal (14-64, 7:31)	0	3
Bills	1	0:05	M.Hardman 4 yd. pass from J.Allen (M.Prater kick) (12-67, 7:24)	7	3
Broncos	2	9:33	F.Crum 7 yd. pass from B.Nix (W.Lutz kick) (8-69, 3:47)	7	10
Bills	2	2:13	M.Prater 33 yd. Field Goal (13-69, 7:20)	10	10
Broncos	2	0:22	L.Humphrey 29 yd. pass from B.Nix (W.Lutz kick) (11-70, 1:51)	10	17
Broncos	2	0:00	W.Lutz 50 yd. Field Goal (1-0, 0:02)	10	20
Broncos	3	11:35	W.Lutz 33 yd. Field Goal (4-2, 2:33)	10	23
Bills	3	6:49	K.Coleman 10 yd. pass from J.Allen (M.Prater kick) (9-73, 4:46)	17	23
Bills	4	13:24	D.Kincaid 14 yd. pass from J.Allen (M.Prater kick) (9-85, 4:06)	24	23

# National Football League Game Summary

NFL Copyright © 2025 by The National Football League. All rights reserved. This summary and play-by-play is for the express purpose of assisting media in their coverage of the game; any other use of this material is prohibited without the written permission of the National Football League.

Bills	4	4:11	M.Prater 31 yd. Field Goal (13-68, 7:39)	27	23
Broncos	4	0:55	M.Mims 26 yd. pass from B.Nix (W.Lutz kick) (8-73, 3:16)	27	30
Bills	4	0:05	M.Prater 50 yd. Field Goal (8-41, 0:50)	30	30
Broncos	5	4:44	W.Lutz 23 yd. Field Goal (6-75, 3:02)	30	33
Paid Attendance: 77,043				Time: 3:41	

Final Individual Statistics

Buffalo Bills

Denver Broncos

RUSHING						RUSHING													
	ATT	YDS	AVG	LG	TD		ATT	YDS	AVG	LG	TD								
J.Cook	24	117	4.9	24	0	B.Nix	12	29	2.4	11	0								
J.Allen	12	66	5.5	26	0	J.McLaughlin	4	21	5.3	13	0								
						R.Harvey	6	20	3.3	12	0								
Total	36	183	5.1	26	0	Total	22	70	3.2	13	0								
PASSING										PASSING									
	ATT	CMP	YDS	SK/YD	TD	LG	IN	RT		ATT	CMP	YDS	SK/YD	TD	LG	IN	RT		
J.Allen	39	25	283	3/17	3	46	2	90.0	B.Nix	46	26	279	0/0	3	29	1	87.1		
Total	39	25	283	3/17	3	46	2	90.0	Total	46	26	279	0/0	3	29	1	87.1		
PASS RECEIVING								PASS RECEIVING											
	TAR	REC	YDS	AVG	LG	TD		TAR	REC	YDS	AVG	LG	TD						
K.Shakir	9	7	75	10.7	46	0	M.Mims	8	8	93	11.6	27	1						
D.Kincaid	6	6	83	13.8	25	1	R.Harvey	6	5	46	9.2	24	0						
D.Knox	5	3	32	10.7	13	0	C.Sutton	9	4	53	13.3	25	0						
R.Davis	2	2	33	16.5	24	0	P.Bryant	3	3	32	10.7	15	0						
J.Cook	3	2	24	12.0	24	0	L.Humphrey	5	2	33	16.5	29	1						
B.Cooks	6	2	20	10.0	15	0	E.Engram	3	1	7	7.0	7	0						
K.Coleman	3	1	10	10.0	10	1	T.Badie	2	1	7	7.0	7	0						
M.Hardman	2	1	4	4.0	4	1	F.Crum	1	1	7	7.0	7	1						
C.Samuel	3	1	2	2.0	2	0	N.Adkins	1	1	1	1.0	1	0						
							A.Trautman	2	0	0	0.0	0	0						
							J.McLaughlin	1	0	0	0.0	0	0						
							A.Prentice	1	0	0	0.0	0	0						
Total	39	25	283	11.3	46	3	Total	42	26	279	10.7	29	3						
INTERCEPTIONS						INTERCEPTIONS													
	NO	YDS	AVG	LG	TD		NO	YDS	AVG	LG	TD								
D.Walker	1	3	3.0	3	0	P.Locke	1	30	30.0	30	0								
						J.McMillian	1	0	0.0	0	0								
Total	1	3	3.0	3	0	Total	2	30	15.0	30	0								
PUNTING								PUNTING											
	NO	YDS	AVG	NET	TB	IN20	LG		NO	YDS	AVG	NET	TB	IN20	LG				
								J.Crawshaw	4	188	47.0	42.0	1	2	65				
Total	0	0	0	0	0	0	0	Total	4	188	47.0	42.0	1	2	65				
PUNT RETURNS								PUNT RETURNS											
	NO	YDS	AVG	FC	LG	TD			NO	YDS	AVG	FC	LG	TD					
M.Hardman	0	0	0.0	1	0	0													
K.Shakir	0	0	0.0	1	0	0													
[OUT OF BOUNDS]	1	0	0.0	0	0	0													
[TOUCHBACK]	1	0	0.0	0	0	0													
Total	0	0	0.0	2	0	0	Total	0	0	0.0	0	0	0	0	0				
KICKOFF RETURNS								KICKOFF RETURNS											
	NO	YDS	AVG	FC	LG	TD			NO	YDS	AVG	FC	LG	TD					
R.Davis	5	130	26.0	0	28	0	J.McLaughlin	3	59	19.7	0	27	0						
M.Hardman	1	22	22.0	0	22	0	M.Mims	2	50	25.0	0	25	0						
							T.Badie	1	27	27.0	0	27	0						
							[TOUCHBACK]	2	0	0.0	0	0	0						
Total	6	152	25.3	0	28	0	Total	6	136	22.7	0	27	0						

Buffalo Bills

FUMBLES	FUM	LOST	OWN-REC	YDS	TD	FORCED	OPP-REC	YDS	TD	OUT-BDS
J.Allen	3	2	1	0	0	0	0	0	0	0
A.Anderson	1	0	0	0	0	0	0	0	0	0
J.Cook	1	1	0	0	0	0	0	0	0	0
S.Brown	0	0	1	0	0	0	0	0	0	0
Total	5	3	2	0	0	0	0	0	0	0

Denver Broncos

FUMBLES	FUM	LOST	OWN-REC	YDS	TD	FORCED	OPP-REC	YDS	TD	OUT-BDS
B.Nix	1	0	1	0	0	0	0	0	0	0



Buffalo Bills vs Denver Broncos  
1/17/2026 at Empower Field at Mile High

Final Individual Statistics

N.Bonitto	0	0	0	0	0	2	0	0	0	0
P.Locke	0	0	0	0	0	1	0	0	0	0
A.Singleton	0	0	0	0	0	1	0	0	0	0
T.Hufanga	0	0	0	0	0	0	1	0	0	0
D.Key	0	0	0	0	0	0	1	3	0	0
M.Roach	0	0	0	0	0	0	1	0	0	0
Total	1	0	1	0	0	4	3	3	0	0

Buffalo Bills vs Denver Broncos  
1/17/2026 at Empower Field at Mile High

# Final Team Statistics

	Visitor Bills	Home Broncos
<b>TOTAL FIRST DOWNS</b>	28	22
By Rushing	13	6
By Passing	14	13
By Penalty	1	3
<b>THIRD DOWN EFFICIENCY</b>	10-15-66.7%	8-16-50.0%
<b>FOURTH DOWN EFFICIENCY</b>	1-1-100.0%	1-1-100.0%
<b>TOTAL NET YARDS</b>	449	349
Total Offensive Plays (inc. times thrown passing)	78	68
Average gain per offensive play	5.8	5.1
<b>NET YARDS RUSHING</b>	183	70
Total Rushing Plays	36	22
Average gain per rushing play	5.1	3.2
Tackles for a loss-number and yards	2-4	3-5
<b>NET YARDS PASSING</b>	266	279
Times thrown - yards lost attempting to pass	3-17	0-0
Gross yards passing	283	279
<b>PASS ATTEMPTS-COMPLETIONS-HAD INTERCEPTED</b>	39-25-2	46-26-1
Avg gain per pass play (inc.# thrown passing)	6.3	6.1
<b>KICKOFFS Number-In End Zone-Touchbacks</b>	8-2-2	6-1-0
<b>PUNTS Number and Average</b>	0-0.0	4-47.0
Had Blocked	0	0
<b>FGs - PATs Had Blocked</b>	0-0	0-0
<b>Net Punting Average</b>	0.0	42.0
<b>TOTAL RETURN YARDAGE (Not Including Kickoffs)</b>	3	30
No. and Yards Punt Returns	0-0	0-0
No. and Yards Kickoff Returns	6-152	6-136
No. and Yards Interception Returns	1-3	2-30
<b>PENALTIES Number and Yards</b>	5-68	3-20
<b>FUMBLES Number and Lost</b>	5-3	1-0
<b>TOUCHDOWNS</b>	3	3
Rushing	0	0
Passing	3	3
<b>EXTRA POINTS Made-Attempts</b>	3-3	3-3
Kicking Made-Attempts	3-3	3-3
<b>FIELD GOALS Made-Attempts</b>	3-3	4-4
<b>RED ZONE EFFICIENCY</b>	3-5-60%	1-4-25%
<b>GOAL TO GO EFFICIENCY</b>	1-1-100%	0-1-0%
<b>SAFETIES</b>	0	0
<b>FINAL SCORE</b>	30	33
<b>TIME OF POSSESSION</b>	40:58	29:18

Ball Possession And Drive Chart

Buffalo Bills												
#	Time Recd	Time Lost	Time Poss	How Ball Obtained	Drive Began	# Play	Yds Gain	Yds Pen	Net Yds	1st Down	Last Scrm	How Given Up
1	7:29	0:05	7:24	Kickoff	BUF 33	12	67	0	67	6	* DEN 4	Touchdown
2	14:42	13:20	1:22	Punt	BUF 37	3	32	0	32	1	DEN 32	Fumble
3	9:33	2:13	7:20	Kickoff	BUF 17	13	69	0	69	4	* DEN 14	Field Goal
4	0:22	0:02	0:20	Kickoff	BUF 30	1	4	0	4	0	BUF 30	Fumble
5	15:00	14:08	0:52	Kickoff	BUF 25	2	-10	0	-10	0	BUF 25	Fumble
6	11:35	6:49	4:46	Kickoff	BUF 27	9	73	0	73	4	* DEN 10	Touchdown
7	5:50	4:55	0:55	Interception	DEN 36	2	-4	0	-4	0	DEN 40	Interception
8	2:30	13:24	4:06	Punt	BUF 15	9	85	0	85	4	* DEN 14	Touchdown
9	11:50	4:11	7:39	Punt	BUF 20	13	68	0	68	5	* DEN 12	Field Goal
10	0:55	0:05	0:50	Kickoff	BUF 27	8	36	5	41	2	DEN 32	Field Goal
11	13:10	7:46	5:24	Punt	BUF 7	9	29	0	29	2	BUF 36	Interception

(302) Average BUF 27

Denver Broncos												
#	Time Recd	Time Lost	Time Poss	How Ball Obtained	Drive Began	# Play	Yds Gain	Yds Pen	Net Yds	1st Down	Last Scrm	How Given Up
1	15:00	7:29	7:31	Kickoff	DEN 26	14	59	5	64	4	* BUF 10	Field Goal
2	0:05	14:42	0:23	Kickoff	DEN 20	3	0	0	0	0	DEN 20	Punt
3	13:20	9:33	3:47	Fumble	DEN 31	8	69	0	69	4	* BUF 7	Touchdown
4	2:13	0:22	1:51	Kickoff	DEN 30	11	80	-10	70	4	BUF 29	Touchdown
5	0:02	0:00	0:02	Fumble	BUF 32	1	0	0	0	0	BUF 32	Field Goal
6	14:08	11:35	2:33	Fumble	BUF 17	4	7	-5	2	0	* BUF 15	Field Goal
7	6:49	5:50	0:59	Kickoff	DEN 35	3	5	0	5	0	DEN 40	Interception
8	4:55	2:30	2:25	Interception	DEN 38	6	22	0	22	1	BUF 40	Punt
9	13:24	11:50	1:34	Kickoff	DEN 32	3	3	0	3	0	DEN 35	Punt
10	4:11	0:55	3:16	Kickoff	DEN 27	8	73	0	73	4	BUF 26	Touchdown
11	0:05	0:00	0:05	Kickoff	DEN 16	1	-1	0	-1	0	DEN 16	End of Half
12	15:00	13:10	1:50	Kickoff	DEN 28	4	10	0	10	1	DEN 38	Punt
13	7:46	4:44	3:02	Interception	DEN 20	6	22	53	75	4	* BUF 5	Field Goal

(454) Average DEN 35

\* inside opponent's 20

Time of Possession by Quarter		1st	2nd	3rd	4th	OT	Total
Visitor	Buffalo Bills	7:24	9:02	9:03	10:05	5:24	40:58
Home	Denver Broncos	7:36	5:58	5:57	4:55	4:52	29:18
Kickoff Drive No.-Start Average		Bills: 6 - BUF 26		Broncos: 8 - DEN 27			

Buffalo Bills vs Denver Broncos  
1/17/2026 at Empower Field at Mile High

Final Defensive Statistics

Buffalo Bills	Regular Defensive Plays												Special Teams					Misc			
	TKL	AST	COMB	SK	/ YDS	TFL	Q	IN	PD	FF	FR	TKL	AST	FF	FR	BL	TKL	AST	FF	FR	
C.Bishop	7	5	12	0	0	2	0	0	0	0	0	0	0	0	0	0	0	0	0	0	
C.Lewis	6	4	10	0	0	0	0	0	2	0	0	0	0	0	0	0	0	0	0	0	
Ta.Johnson	5	1	6	0	0	1	0	0	0	0	0	0	0	0	0	0	0	0	0	0	
S.Thompson	4	1	5	0	0	2	0	0	0	0	0	0	0	0	0	0	0	0	0	0	
T.White	3	1	4	0	0	0	0	0	0	0	0	0	0	0	0	0	0	0	0	0	
D.Walker	2	1	3	0	0	0	0	1	1	0	0	0	0	0	0	0	0	0	0	0	
J.Bosa	2	1	3	0	0	0	0	0	0	0	0	0	0	0	0	0	0	0	0	0	
M.Milano	1	2	3	0	0	0	0	0	0	0	0	0	0	0	0	0	0	0	0	0	
C.Benford	1	1	2	0	0	0	0	0	1	0	0	0	0	0	0	0	0	0	0	0	
G.Rousseau	0	2	2	0	0	0	3	0	1	0	0	0	0	0	0	0	0	0	0	0	
D.Jones	0	2	2	0	0	0	0	0	0	0	0	0	0	0	0	0	0	0	0	0	
A.Epenesa	0	1	1	0	0	0	0	0	2	0	0	0	0	0	0	0	0	0	0	0	
D.Savage	0	0	0	0	0	0	0	0	0	0	0	2	1	0	0	0	0	0	0	0	
D.Williams	0	0	0	0	0	0	0	0	0	0	0	1	0	0	0	0	0	0	0	0	
F.Gore	0	0	0	0	0	0	0	0	0	0	0	0	1	0	0	0	0	0	0	0	
J.Solomon	0	0	0	0	0	0	0	0	0	0	0	0	1	0	0	0	0	0	0	0	
J.Andreessen	0	0	0	0	0	0	0	0	0	0	0	0	1	0	0	0	0	0	0	0	
K.Shakir	0	0	0	0	0	0	0	0	0	0	0	0	0	0	0	0	1	0	0	0	
D.Kincaid	0	0	0	0	0	0	0	0	0	0	0	0	0	0	0	0	1	0	0	0	
B.Cooks	0	0	0	0	0	0	0	0	0	0	0	0	0	0	0	0	1	0	0	0	
J.Allen	0	0	0	0	0	0	0	0	0	0	0	0	0	0	0	0	0	0	0	1	
S.Brown	0	0	0	0	0	0	0	0	0	0	0	0	0	0	0	0	0	0	0	1	
Total	31	22	53	0	0	5	3	1	7	0	0	3	4	0	0	0	3	0	0	2	

TKL = Tackle AST = Assist COMB = Combined QH=QB Hit IN = Interception PD = Pass Defense FF = Forced Fumble FR = Fumble Recovery

Denver Broncos	Regular Defensive Plays												Special Teams					Misc			
	TKL	AST	COMB	SK	/ YDS	TFL	QH	IN	PD	FF	FR	TKL	AST	FF	FR	BL	TKL	AST	FF	FR	
A.Singleton	11	3	14	0	0	0	1	0	0	1	0	0	0	0	0	0	0	0	0	0	
T.Hufanga	7	3	10	0	0	0	0	0	0	0	1	0	0	0	0	0	0	0	0	0	
P.Locke	6	3	9	0	0	0	0	1	1	1	0	0	0	0	0	0	0	0	0	0	
D.Tillman	4	2	6	0	0	1	0	0	0	0	0	0	0	0	0	0	0	0	0	0	
M.Roach	3	2	5	1.5	3.5	1	3	0	0	0	1	0	0	0	0	0	0	0	0	0	
Z.Allen	3	2	5	0.5	3.5	0	3	0	0	0	0	0	0	0	0	0	0	0	0	0	
R.Moss	3	1	4	0	0	0	0	0	0	0	0	0	0	0	0	0	0	0	0	0	
D.Greenlaw	0	4	4	0	0	0	0	0	0	0	0	0	0	0	0	0	0	0	0	0	
N.Bonitto	2	1	3	1	10	1	1	0	0	2	0	0	0	0	0	0	0	0	0	0	
P.Surtain	2	1	3	0	0	0	0	0	0	0	0	0	0	0	0	0	0	0	0	0	
E.Uwazurike	1	2	3	0	0	0	0	0	0	0	0	0	0	0	0	0	0	0	0	0	
J.Cooper	2	0	2	0	0	0	1	0	0	0	0	0	0	0	0	0	0	0	0	0	
J.Elliss	1	1	2	0	0	0	0	0	0	0	0	1	0	0	0	0	0	0	0	0	
J.McMillian	1	0	1	0	0	1	0	1	1	0	0	0	0	0	0	0	0	0	0	0	
D.Key	1	0	1	0	0	0	0	0	0	0	1	3	0	0	0	0	0	0	0	0	
J.Strnad	1	0	1	0	0	0	0	0	0	0	0	0	0	0	0	0	0	0	0	0	
J.Franklin-Myers	0	0	0	0	0	0	1	0	0	0	0	0	0	0	0	0	0	0	0	0	
J.Skinner	0	0	0	0	0	0	0	0	0	0	0	1	1	0	0	0	0	0	0	0	
J.Turner	0	0	0	0	0	0	0	0	0	0	0	0	1	0	0	0	0	0	0	0	
G.Bolles	0	0	0	0	0	0	0	0	0	0	0	0	0	0	0	0	1	0	0	0	
B.Nix	0	0	0	0	0	0	0	0	0	0	0	0	0	0	0	0	0	0	0	1	
Total	48	25	73	3	17	4	10	2	2	4	3	5	2	0	0	0	1	0	0	1	



Buffalo Bills vs Denver Broncos  
1/17/2026 at Empower Field at Mile High

First Half Summary

PERIOD SCORES		TIME OF POSSESSION	
Bills	7 3 = 10	Bills	16:26
Broncos	3 17 = 20	Broncos	13:34

Scoring Plays					
Team	Qtr	Time	Play Description (Extra Point) (Drive Info)	Visitor	Home
Broncos	1	7:29	W.Lutz 28 yd. Field Goal (14-64, 7:31)	0	3
Bills	1	0:05	M.Hardman 4 yd. pass from J.Allen (M.Prater kick) (12-67, 7:24)	7	3
Broncos	2	9:33	F.Crum 7 yd. pass from B.Nix (W.Lutz kick) (8-69, 3:47)	7	10
Bills	2	2:13	M.Prater 33 yd. Field Goal (13-69, 7:20)	10	10
Broncos	2	0:22	L.Humphrey 29 yd. pass from B.Nix (W.Lutz kick) (11-70, 1:51)	10	17
Broncos	2	0:00	W.Lutz 50 yd. Field Goal (1-0, 0:02)	10	20

	Buffalo Bills	Denver Broncos
TOTAL FIRST DOWNS	11	12
First Downs Rushing-Passing-by Penalty	6 - 5 - 0	5 - 7 - 0
THIRD DOWN EFFICIENCY	3-5-60.0%	5-8-62.5%
TOTAL NET YARDS	172	208
Total Offensive Plays	28	35
NET YARDS RUSHING	98	58
NET YARDS PASSING	74	150
Gross Yards Passing	81	150
Times thrown-yards lost attempting to pass	2-7	0-0
Pass Attempts-Completions-Had Intercepted	10 - 8 - 0	23 - 13 - 0
Punts-Number and Average	0 - 0-0	1 - 43.0
Penalties-Number and Yards	2 - 15	1 - 10
Fumbles-Number and Lost	3 - 2	1 - 0
Red Zone Efficiency	1-2-50%	1-2-50%
Average Drive Start	BUF 29	DEN 35

Buffalo Bills										Denver Broncos									
RUSHING										RUSHING									
	ATT	YDS	AVG	LG	TD						ATT	YDS	AVG	LG	TD				
J.Cook	10	57	5.7	24	0	J.Nix					8	29	3.6	11	0				
J.Allen	6	41	6.8	26	0	J.McLaughlin					2	19	9.5	13	0				
						R.Harvey					2	10	5.0	12	0				
Total	16	98	6.1	26	0	Total					12	58	4.8	13	0				
PASSING										PASSING									
	ATT	CMP	YDS	SK/YD	TD	LG	IN	RT			ATT	CMP	YDS	SK/YD	TD	LG	IN	RT	
J.Allen	10	8	81	2/7	1	24	0	133.8	J.Nix		23	13	150	0/0	2	29	0	105.3	
Total	10	8	81	2/7	1	24	0	133.8	Total		23	13	150	0/0	2	29	0	105.3	
PASS RECEIVING										PASS RECEIVING									
	TAR	REC	YDS	AVG	LG	TD					TAR	REC	YDS	AVG	LG	TD			
K.Shakir	3	3	21	7.0	11	0	M.Mims				3	3	48	16.0	27	0			
B.Cooks	3	2	20	10.0	15	0	P.Bryant				3	3	32	10.7	15	0			
J.Cook	1	1	24	24.0	24	0	L.Humphrey				3	2	33	16.5	29	1			
D.Knox	1	1	12	12.0	12	0	R.Harvey				3	2	16	8.0	10	0			
M.Hardman	1	1	4	4.0	4	1	E.Engram				2	1	7	7.0	7	0			
K.Coleman	1	0	0	0.0	0	0	T.Badie				1	1	7	7.0	7	0			
							F.Crum				1	1	7	7.0	7	1			
							C.Sutton				3	0	0	0.0	0	0			
							A.Trautman				1	0	0	0.0	0	0			
							J.McLaughlin				1	0	0	0.0	0	0			
Total	10	8	81	10.1	24	1	Total				21	13	150	11.5	29	2			

Buffalo Bills	Regular Defensive Plays	Special Teams	Misc
---------------	-------------------------	---------------	------



Buffalo Bills vs Denver Broncos  
1/17/2026 at Empower Field at Mile High

Second Half Summary

PERIOD SCORES		TIME OF POSSESSION	
Bills	7 13 = 20	Bills	19:08
Broncos	3 7 = 10	Broncos	10:52

Scoring Plays					
Team	Qtr	Time	Play Description (Extra Point) (Drive Info)	Visitor	Home
Broncos	3	11:35	W.Lutz 33 yd. Field Goal (4-2, 2:33)	10	23
Bills	3	6:49	K.Coleman 10 yd. pass from J.Allen (M.Prater kick) (9-73, 4:46)	17	23
Bills	4	13:24	D.Kincaid 14 yd. pass from J.Allen (M.Prater kick) (9-85, 4:06)	24	23
Bills	4	4:11	M.Prater 31 yd. Field Goal (13-68, 7:39)	27	23
Broncos	4	0:55	M.Mims 26 yd. pass from B.Nix (W.Lutz kick) (8-73, 3:16)	27	30
Bills	4	0:05	M.Prater 50 yd. Field Goal (8-41, 0:50)	30	30

	Buffalo Bills	Denver Broncos
TOTAL FIRST DOWNS	15	5
First Downs Rushing-Passing-by Penalty	7 - 7 - 1	1 - 4 - 0
THIRD DOWN EFFICIENCY	5-7-71.4%	3-7-42.9%
TOTAL NET YARDS	248	109
Total Offensive Plays	41	24
NET YARDS RUSHING	78	17
NET YARDS PASSING	170	92
Gross Yards Passing	180	92
Times thrown-yards lost attempting to pass	1-10	0-0
Pass Attempts-Completions-Had Intercepted	24 - 14 - 1	16 - 9 - 1
Punts-Number and Average	0 - 0-0	2 - 45.0
Penalties-Number and Yards	0 - 0	2 - 10
Fumbles-Number and Lost	2 - 1	0 - 0
Red Zone Efficiency	2-3-67%	0-1-0%
Average Drive Start	BUF 30	DEN 38

Buffalo Bills										Denver Broncos							
RUSHING										RUSHING							
	ATT	YDS	AVG	LG	TD					ATT	YDS	AVG	LG	TD			
J.Cook	11	57	5.2	12	0	J.Harvey				4	10	2.5	5	0			
J.Allen	5	21	4.2	9	0	B.Nix				2	5	2.5	6	0			
						J.McLaughlin				2	2	1.0	2	0			
Total	16	78	4.9	12	0	Total				8	17	2.1	6	0			
PASSING										PASSING							
	ATT	CMP	YDS	SK/YD	TD	LG	IN	RT		ATT	CMP	YDS	SK/YD	TD	LG	IN	RT
J.Allen	24	14	180	1/10	2	46	1	92.4	B.Nix	16	9	92	0/0	1	26	1	67.7
Total	24	14	180	1/10	2	46	1	92.4	Total	16	9	92	0/0	1	26	1	67.7
PASS RECEIVING										PASS RECEIVING							
	TAR	REC	YDS	AVG	LG	TD				TAR	REC	YDS	AVG	LG	TD		
D.Kincaid	5	5	70	14.0	25	1	M.Mims			3	3	43	14.3	26	1		
K.Shakir	6	4	54	13.5	46	0	C.Sutton			3	3	42	14.0	25	0		
D.Knox	4	2	20	10.0	13	0	R.Harvey			2	2	6	3.0	6	0		
R.Davis	1	1	24	24.0	24	0	N.Adkins			1	1	1	1.0	1	0		
K.Coleman	2	1	10	10.0	10	1	T.Badie			1	0	0	0.0	0	0		
C.Samuel	3	1	2	2.0	2	0	E.Engram			1	0	0	0.0	0	0		
B.Cooks	2	0	0	0.0	0	0	L.Humphrey			1	0	0	0.0	0	0		
J.Cook	1	0	0	0.0	0	0	A.Prentice			1	0	0	0.0	0	0		
							A.Trautman			1	0	0	0.0	0	0		
Total	24	14	180	12.9	46	2	Total			14	9	92	10.2	26	1		

Buffalo Bills	Regular Defensive Plays	Special Teams	Misc
---------------	-------------------------	---------------	------

## Second Half Summary

[illegible][illegible]



## Overtime Summary

[illegible]

Play By Play

First Quarter

1/17/2026

BUF wins the coin toss and elects to defer. DEN elects to Receive, and BUF elects to defend the north goal.

M.Wishnowsky kicks 64 yards from BUF 35 to DEN 1. M.Mims to DEN 26 for 25 yards (D.Williams). BUF-D.Williams was injured during the play.

Timeout at 14:56.

Denver Broncos at 15:00, (1st play from scrimmage 14:56)

1-10-DEN 26	(14:56) (Shotgun) B.Nix pass short right to P.Bryant to DEN 38 for 12 yards (T.White; C.Lewis).	P1
<u>1-10-DEN 38</u>	(14:19) J.McLaughlin right tackle to DEN 44 for 6 yards (D.Jones; G.Rousseau).	
2-4-DEN 44	(13:34) (Shotgun) B.Nix pass short right to P.Bryant to BUF 41 for 15 yards (Ta.Johnson).	P2
<u>1-10-BUF 41</u>	(12:59) (No Huddle, Shotgun) B.Nix pass short left to P.Bryant to BUF 36 for 5 yards (A.Epenesa; S.Thompson). DEN-P.Bryant was injured during the play.	
2-5-BUF 36	(12:32) (Shotgun) B.Nix pass short right to L.Humphrey to BUF 32 for 4 yards (C.Bishop) [G.Rousseau].	
3-1-BUF 32	(11:47) (Shotgun) B.Nix right tackle to BUF 27 for 5 yards (C.Lewis).	R3
<u>1-10-BUF 27</u>	(11:04) (Shotgun) B.Nix pass short left to R.Harvey to BUF 21 for 6 yards (Ta.Johnson).	
2-4-BUF 21	(10:24) (Shotgun) B.Nix left end to BUF 18 for 3 yards (S.Thompson).	
3-1-BUF 18	(9:47) B.Nix right guard to BUF 18 for no gain (J.Bosa). (Virtual Measurement).	
4-1-BUF 18	(9:07) B.Nix up the middle to BUF 14 for 4 yards (D.Walker).	R4
<u>1-10-BUF 14</u>	(8:29) J.McLaughlin up the middle to BUF 11 for 3 yards (G.Rousseau). FUMBLES (G.Rousseau), touched at BUF 6, RECOVERED by BUF-C.Lewis at BUF 5. <i>PENALTY on BUF-L.Ogunjobi, Defensive Offside, 5 yards, enforced at BUF 14 - No Play.</i>	
1-5-BUF 9	(8:21) (Shotgun) F.Crum reported in as eligible. B.Nix left end to BUF 10 for -1 yards (S.Thompson).	
2-6-BUF 10	(7:42) (Shotgun) B.Nix pass incomplete short right to L.Humphrey.	
3-6-BUF 10	(7:37) (Shotgun) B.Nix pass incomplete short left to E.Engram.	
4-6-BUF 10	<b>(7:33) W.Lutz 28 yard field goal is GOOD, Center-M.Fraboni, Holder-J.Crawshaw.</b>	
Timeout at 07:29.		
** Injury Update: DEN-P.Bryant is Out of the game.		

BUF 0 DEN 3, 14 plays, 64 yards, 1 penalty, 7:31 drive, 7:31 elapsed

W.Lutz kicks 60 yards from DEN 35 to BUF 5. R.Davis to BUF 33 for 28 yards (D.Key).

\*\* Injury Update: BUF-D.Williams is Out of the game.

Buffalo Bills at 7:29, (1st play from scrimmage 7:24)

1-10-BUF 33	(7:24) J.Cook right tackle to DEN 43 for 24 yards (P.Locke).	R1
Timeout #1 by BUF at 06:35.		
<u>1-10-DEN 43</u>	(6:35) J.Cook right end to DEN 33 for 10 yards (T.Hufanga). DEN-P.Surtain was injured during the play.	R2
<u>1-10-DEN 33</u>	(6:09) (Shotgun) J.Allen pass short middle to K.Shakir to DEN 22 for 11 yards (P.Locke).	P3
<u>1-10-DEN 22</u>	(5:31) J.Cook right tackle to DEN 18 for 4 yards (T.Hufanga).	
2-6-DEN 18	(4:54) (Shotgun) J.Allen pass short right to B.Cooks to DEN 13 for 5 yards (J.Cooper).	
3-1-DEN 13	(4:18) A.Anderson reported in as eligible. J.Allen left guard to DEN 11 for 2 yards (D.Tillman; T.Hufanga).	R4
Timeout #1 by DEN at 03:22.		
<u>1-10-DEN 11</u>	(3:22) J.Cook left guard to DEN 10 for 1 yard (M.Roach; D.Greenlaw).	
2-9-DEN 10	(2:45) (Shotgun) J.Allen pass short middle to K.Shakir to DEN 7 for 3 yards (A.Singleton).	
3-6-DEN 7	(2:03) (Shotgun) J.Allen scrambles left guard to DEN 2 for 5 yards (P.Locke). ** Injury Update: DEN-P.Surtain has returned to the game.	
4-1-DEN 2	(1:33) (No Huddle) J.Allen left guard to DEN 1 for 1 yard (D.Tillman).	R5
<u>1-1-DEN 1</u>	(:47) (Shotgun) J.Cook left tackle to DEN 4 for -3 yards (D.Tillman).	
2-4-DEN 4	<b>(:10) J.Allen pass short right to M.Hardman for 4 yards, TOUCHDOWN.</b>	P6
M.Prater extra point is GOOD, Center-R.Ferguson, Holder-M.Wishnowsky.		

BUF 7 DEN 3, 12 plays, 67 yards, 7:24 drive, 14:55 elapsed

M.Wishnowsky kicks 65 yards from BUF 35 to landing zone to end zone, Touchback to the DEN 20.

Denver Broncos at 0:05

1-10-DEN 20 (:05) B.Nix to DEN 15 for -5 yards. FUMBLES, touched at DEN 14, and recovers at DEN 12. B.Nix pass incomplete short left to A.Trautman.

END OF QUARTER

	Score	Time Poss	First Downs				Efficiencies	
			R	P	X	T	3 Down	4 Down
Buffalo Bills	7	7:24	4	2	0	6	1/2	1/1
Denver Broncos	3	7:36	2	2	0	4	1/3	1/1

Second Quarter

1/17/2026

Play By Play

Denver Broncos continued.

- 2-10-DEN 20 (15:00) (Shotgun) B.Nix pass incomplete short right.
- 3-10-DEN 20 (14:55) (Shotgun) B.Nix pass incomplete deep right to C.Sutton (C.Lewis).
- 4-10-DEN 20 (14:49) J.Crawshaw punts 43 yards to BUF 37, Center-M.Fraboni, fair catch by M.Hardman.

Timeout at 14:42.

Buffalo Bills at 14:42

- 1-10-BUF 37 (14:42) J.Cook right tackle to BUF 42 for 5 yards (J.Elliss; P.Locke).
- 2-5-BUF 42 (14:10) J.Allen scrambles up the middle to DEN 32 for 26 yards (A.Singleton). R7
- 1-10-DEN 32 (13:27) J.Cook left end to DEN 30 for 2 yards (A.Singleton). FUMBLES (A.Singleton), RECOVERED by DEN-T.Hufanga at DEN 31. BUF-C.McGovern was injured during the play.

Timeout at 13:20.

Denver Broncos at 13:20

- 1-10-DEN 31 (13:20) (Shotgun) J.McLaughlin left guard to DEN 44 for 13 yards (C.Lewis; C.Bishop). R5
- 1-10-DEN 44 (12:49) B.Nix pass incomplete short left to J.McLaughlin (A.Epenesa).
- 2-10-DEN 44 (12:44) (No Huddle, Shotgun) R.Harvey up the middle to BUF 44 for 12 yards (C.Bishop; C.Lewis). R6
- 1-10-BUF 44 (12:16) (No Huddle) B.Nix scrambles right end to BUF 43 for 1 yard (T.White).
- 2-9-BUF 43 (11:42) (No Huddle, Shotgun) B.Nix pass deep left to M.Mims to BUF 16 for 27 yards (C.Bishop). P7
- 1-10-BUF 16 (11:04) (No Huddle) R.Harvey left tackle to BUF 18 for -2 yards (S.Thompson).
- \*\* Injury Update: BUF-C.McGovern return is Questionable.
- 2-12-BUF 18 (10:24) (Shotgun) B.Nix scrambles right end to BUF 7 for 11 yards (C.Lewis).
- 3-1-BUF 7 (9:39) F.Crum reported in as eligible. B.Nix pass short right to F.Crum for 7 yards, TOUCHDOWN. P8
- W.Lutz extra point is GOOD, Center-M.Fraboni, Holder-J.Crawshaw.

Timeout at 09:33.

BUF 7 DEN 10, 8 plays, 69 yards, 3:47 drive, 5:27 elapsed

W.Lutz kicks 65 yards from DEN 35 to BUF 0. R.Davis to BUF 33 for 33 yards (D.Key).

PENALTY on BUF-R.Van Demark, Illegal Block Above the Waist, 10 yards, enforced at BUF 27.

Buffalo Bills at 9:33, (1st play from scrimmage 9:27)

- 1-10-BUF 17 (9:27) J.Allen pass incomplete deep left to B.Cooks [Z.Allen].
- 2-10-BUF 17 (9:22) (Shotgun) J.Cook left guard to BUF 26 for 9 yards (P.Surtain; A.Singleton).
- 3-1-BUF 26 (8:43) J.Allen left tackle to BUF 29 for 3 yards (R.Moss). R8
- 1-10-BUF 29 (8:04) J.Cook right tackle to BUF 34 for 5 yards (M.Roach).
- 2-5-BUF 34 (7:21) J.Allen pass short right to J.Cook to DEN 42 for 24 yards (P.Locke). P9
- 1-10-DEN 42 (6:38) J.Allen pass short left to D.Knox pushed ob at DEN 30 for 12 yards (T.Hufanga). P10
- 1-10-DEN 30 (6:04) (Shotgun) J.Allen sacked at DEN 37 for -7 yards (sack split by M.Roach and Z.Allen).
- 2-17-DEN 37 (5:22) (Shotgun) J.Allen pass short left to K.Shakir to DEN 30 for 7 yards (Z.Allen).
- 3-10-DEN 30 (4:37) (Shotgun) J.Allen pass short left to B.Cooks ran ob at DEN 15 for 15 yards. P11
- 1-10-DEN 15 (3:56) J.Cook left tackle to DEN 14 for 1 yard (D.Greenlaw; E.Uwazurike).
- 2-9-DEN 14 (3:13) (Shotgun) A.Anderson to DEN 18 for -4 yards. FUMBLES, recovered by BUF-J.Allen at DEN 18. J.Allen sacked at DEN 14 for 0 yards (M.Roach).
- 3-9-DEN 14 (2:27) (Shotgun) J.Allen pass incomplete short right to K.Coleman [J.Franklin-Myers].
- Penalty on BUF-O.Torrence, Offensive Holding, declined.
- 4-9-DEN 14 (2:17) M.Prater 33 yard field goal is GOOD, Center-R.Ferguson, Holder-M.Wishnowsky.

Timeout at 02:13.

\*\* Injury Update: DEN-T.Franklin return is Questionable.

BUF 10 DEN 10, 13 plays, 69 yards, 7:20 drive, 12:47 elapsed

M.Wishnowsky kicks 62 yards from BUF 35 to DEN 3. J.McLaughlin to DEN 30 for 27 yards (F.Gore; D.Savage).

Denver Broncos at 2:13, (1st play from scrimmage 2:06)

- 1-10-DEN 30 (2:06) (Shotgun) B.Nix pass incomplete deep right to C.Sutton.
- 2-10-DEN 30 (2:01) (Shotgun) B.Nix pass short middle to E.Ingram to DEN 37 for 7 yards (C.Lewis).

Two-Minute Warning

- 3-3-DEN 37 (1:55) (Shotgun) B.Nix pass short middle to M.Mims to DEN 43 for 6 yards (T.White). P9

Buffalo Bills vs Denver Broncos at Empower Field at Mile High

1-10-DEN 43	(1:32) (No Huddle, Shotgun) B.Nix pass incomplete short middle to R.Harvey (G.Rousseau).	
2-10-DEN 43	(1:28) (Shotgun) B.Nix pass short right to T.Badie to 50 for 7 yards (C.Bishop; M.Milano).	
3-3-50	(1:05) (No Huddle, Shotgun) B.Nix scrambles left guard pushed ob at BUF 44 for 6 yards (T.White).	R10
1-10-BUF 44	(:56) (Shotgun) T.Badie left end to BUF 35 for 9 yards (C.Bishop). <i>PENALTY on DEN-A.Forsyth, Offensive Holding, 10 yards, enforced at BUF 44 - No Play.</i>	
1-20-DEN 46	(:51) (Shotgun) B.Nix pass short right to R.Harvey to BUF 44 for 10 yards (C.Benford; Ta.Johnson). Timeout #2 by DEN at 00:44. Timeout #2 by BUF at 00:44.	
2-10-BUF 44	(:44) (Shotgun) B.Nix pass incomplete short right to C.Sutton (C.Lewis). BUF-C.Lewis was injured during the play. Timeout #3 by BUF at 00:38.	
3-10-BUF 44	(:38) (Shotgun) B.Nix pass short left to M.Mims to BUF 29 for 15 yards (Ta.Johnson). Timeout #3 by DEN at 00:32.	P11
1-10-BUF 29	(:32) (Shotgun) B.Nix pass incomplete short middle.	
2-10-BUF 29	(:29) (Shotgun) B.Nix pass deep left to L.Humphrey for 29 yards, TOUCHDOWN [G.Rousseau]. W.Lutz extra point is GOOD, Center-M.Fraboni, Holder-J.Crawshaw.	P12

BUF 10 DEN 17, 11 plays, 70 yards, 1:51 drive, 14:38 elapsed

W.Lutz kicks 62 yards from DEN 35 to BUF 3. R.Davis to BUF 30 for 27 yards (J.Turner; J.Skinner).

Buffalo Bills at 0:22, (1st play from scrimmage 0:16)

1-10-BUF 30	(:16) (Shotgun) J.Allen scrambles up the middle to BUF 42 for 12 yards (N.Bonitto). FUMBLES (N.Bonitto), touched at BUF 34, RECOVERED by DEN-D.Key at BUF 35. D.Key to BUF 32 for 3 yards (K.Shakir). ** Injury Update: BUF-C.McGovern has returned to the game.	
-------------	--	--

Denver Broncos at 0:02

1-10-BUF 32	(:02) W.Lutz 50 yard field goal is GOOD, Center-M.Fraboni, Holder-J.Crawshaw.	
-------------	---	--

BUF 10 DEN 20, 1 plays, 0 yards, 0:02 drive, 15:00 elapsed

END OF QUARTER	Score	Time Poss	First Downs				Efficiencies	
			R	P	X	T	3 Down	4 Down
Buffalo Bills	10	9:02	2	3	0	5	2/3	0/0
Denver Broncos	20	5:58	3	5	0	8	4/5	0/0



Third Quarter

1/17/2026

Play By Play

BUF elects to Receive, and DEN elects to defend the South goal.

W.Lutz kicks 63 yards from DEN 35 to BUF 2. R.Davis to BUF 25 for 23 yards (J.Skinner).

Buffalo Bills at 15:00, (1st play from scrimmage 14:56)

- 1-10-BUF 25 (14:56) J.Cook left tackle to BUF 25 for no gain (N.Bonitto; P.Locke).
- 2-10-BUF 25 (14:18) (Shotgun) J.Allen sacked at BUF 14 for -11 yards (N.Bonitto). FUMBLES (N.Bonitto) [N.Bonitto], touched at BUF 15, RECOVERED by DEN-M.Roach at BUF 17.

Denver Broncos at 14:08

- 1-10-BUF 17 (14:08) (Shotgun) B.Nix pass short left to R.Harvey to BUF 11 for 6 yards (C.Bishop; C.Lewis). \*\* Injury Update: BUF-C.Lewis has returned to the game.
- 2-4-BUF 11 (13:21) (Shotgun) R.Harvey left tackle to BUF 10 for 1 yard (Ta.Johnson).
- 3-3-BUF 10 (12:44) J.McLaughlin right tackle to BUF 10 for no gain (D.Walker).
- 4-3-BUF 10 (11:54) (Run formation) PENALTY on DEN, Delay of Game, 5 yards, enforced at BUF 10 - No Play.
- 4-8-BUF 15 (11:39) W.Lutz 33 yard field goal is GOOD, Center-M.Fraboni, Holder-J.Crawshaw.

Timeout at 11:35.

BUF 10 DEN 23, 4 plays, 2 yards, 2:33 drive, 3:25 elapsed

W.Lutz kicks 63 yards from DEN 35 to BUF 2. R.Davis to BUF 27 for 25 yards (D.Key).

Buffalo Bills at 11:35, (1st play from scrimmage 11:31)

- 1-10-BUF 27 (11:31) (Shotgun) J.Allen pass incomplete short right to J.Cook.
- 2-10-BUF 27 (11:27) (Shotgun) J.Allen pass short left to D.Kincaid pushed ob at DEN 48 for 25 yards (A.Singleton). P12
- \*\* Injury Update: DEN-T.Franklin is Out of the game.
- 1-10-DEN 48 (10:48) J.Cook right guard to DEN 46 for 2 yards (A.Singleton).
- 2-8-DEN 46 (10:06) (Shotgun) J.Allen pass short left to D.Kincaid to DEN 39 for 7 yards (A.Singleton; R.Moss).
- 3-1-DEN 39 (9:41) (No Huddle) J.Allen up the middle to DEN 37 for 2 yards (Z.Allen). R13
- 1-10-DEN 37 (9:01) (Shotgun) J.Allen pass short middle to D.Knox to DEN 30 for 7 yards (T.Hufanga).
- 2-3-DEN 30 (8:22) J.Cook up the middle to DEN 19 for 11 yards (P.Locke). R14
- 1-10-DEN 19 (7:38) (Shotgun) J.Allen pass short middle to K.Shakir to DEN 10 for 9 yards (R.Moss) [A.Singleton].
- 2-1-DEN 10 (6:55) J.Allen pass short left to K.Coleman for 10 yards, TOUCHDOWN. P15
- M.Prater extra point is GOOD, Center-R.Ferguson, Holder-M.Wishnowsky.

Timeout at 06:49.

BUF 17 DEN 23, 9 plays, 73 yards, 4:46 drive, 8:11 elapsed

M.Wishnowsky kicks 65 yards from BUF 35 to end zone, Touchback to the DEN 35.

Denver Broncos at 6:49

- 1-10-DEN 35 (6:49) (Shotgun) B.Nix pass incomplete short left to A.Trautman.
- 2-10-DEN 35 (6:45) (No Huddle, Shotgun) R.Harvey left tackle to DEN 40 for 5 yards (M.Milano; J.Bosa).
- 3-5-DEN 40 (5:57) (No Huddle, Shotgun) B.Nix pass short middle intended for E.Engram INTERCEPTED by D.Walker at DEN 39. D.Walker to DEN 36 for 3 yards (G.Bolles).

Buffalo Bills at 5:50

- 1-10-DEN 36 (5:50) (Shotgun) J.Allen pass short left to K.Shakir to DEN 40 for -4 yards (J.McMillian).
- 2-14-DEN 40 (5:07) (Shotgun) J.Allen pass deep middle intended for C.Samuel INTERCEPTED by P.Locke at DEN 8. P.Locke to DEN 38 for 30 yards (D.Kincaid).

Timeout at 04:55.

Denver Broncos at 4:55

- 1-10-DEN 38 (4:55) B.Nix pass incomplete short right.
- 2-10-DEN 38 (4:51) (No Huddle, Shotgun) J.McLaughlin left guard to DEN 40 for 2 yards (D.Walker; C.Bishop).
- 3-8-DEN 40 (4:18) (Shotgun) B.Nix pass short left to M.Mims to BUF 41 for 19 yards (C.Lewis). P13
- 1-10-BUF 41 (3:30) (Shotgun) F.Crum reported in as eligible. R.Harvey up the middle to BUF 40 for 1 yard (G.Rousseau; D.Jones).
- 2-9-BUF 40 (2:49) (Shotgun) B.Nix pass incomplete short right to A.Prentice.
- 3-9-BUF 40 (2:44) (No Huddle, Shotgun) B.Nix pass incomplete short left to T.Badie [G.Rousseau].
- 4-9-BUF 40 (2:38) J.Crawshaw punts 25 yards to BUF 15, Center-M.Fraboni, fair catch by K.Shakir.

Timeout at 02:30.

\*\* Injury Update: BUF-E.Oliver return is Questionable.

Buffalo Bills at 2:30

Buffalo Bills vs Denver Broncos at Empower Field at Mile High

1-10-BUF 15	(2:30) J.Cook right end to BUF 22 for 7 yards (P.Surtain).	
2-3-BUF 22	(1:54) J.Cook left guard to BUF 24 for 2 yards (Z.Allen).	
3-1-BUF 24	(1:18) A.Anderson reported in as eligible. J.Allen left guard to BUF 26 for 2 yards (D.Tillman).	R16
<u>1-10-BUF 26</u>	(:38) J.Cook right end pushed ob at BUF 38 for 12 yards (R.Moss).	R17

END OF QUARTER

	Score	Time Poss	First Downs				Efficiencies	
			R	P	X	T	3 Down	4 Down
Buffalo Bills	17	9:03	4	2	0	6	2/2	0/0
Denver Broncos	23	5:57	0	1	0	1	1/4	0/0

Fourth Quarter

1/17/2026

Play By Play

Buffalo Bills continued.

<a href="#">1-10-BUF 38</a>	(15:00) (Shotgun) J.Allen pass incomplete short right to D.Knox.	
2-10-BUF 38	(14:57) (Shotgun) J.Allen pass short middle to K.Shakir to DEN 16 for 46 yards (A.Singleton).	P18
<a href="#">1-10-DEN 16</a>	(14:12) J.Cook right tackle to DEN 14 for 2 yards (A.Singleton).	
2-8-DEN 14	(13:33) J.Allen pass incomplete short right to C.Samuel.	
3-8-DEN 14	<b>(13:29) (Shotgun) J.Allen pass short left to D.Kincaid for 14 yards, TOUCHDOWN.</b>	P19
	M.Prater extra point is GOOD, Center-R.Ferguson, Holder-M.Wishnowsky.	

Timeout at 13:24.

<b>BUF 24 DEN 23, 9 plays, 85 yards, 4:06 drive, 1:36 elapsed</b>
---

M.Wishnowsky kicks 60 yards from BUF 35 to DEN 5. T.Badie to DEN 32 for 27 yards (D.Savage).

Denver Broncos at 13:24, (1st play from scrimmage 13:16)

1-10-DEN 32	(13:16) B.Nix pass short right to R.Harvey to DEN 32 for no gain (M.Milano).
2-10-DEN 32	(12:45) (No Huddle, Shotgun) R.Harvey right end to DEN 35 for 3 yards (J.Bosa).
3-7-DEN 35	(12:01) (Shotgun) B.Nix pass incomplete short left to L.Humphrey (A.Epenesa).
4-7-DEN 35	(11:57) J.Crawshaw punts 65 yards to end zone, Center-M.Fraboni, Touchback.

Timeout at 11:50.

Buffalo Bills at 11:50

1-10-BUF 20	(11:50) J.Allen pass short left to D.Kincaid pushed ob at BUF 35 for 15 yards (T.Hufanga).	P20
<a href="#">1-10-BUF 35</a>	(11:12) J.Cook right tackle to BUF 47 for 12 yards (T.Hufanga; D.Tillman).	R21
<a href="#">1-10-BUF 47</a>	(10:33) J.Allen pass short right to D.Knox pushed ob at DEN 40 for 13 yards (J.Elliss).	P22
<a href="#">1-10-DEN 40</a>	(9:52) J.Cook right tackle to DEN 34 for 6 yards (E.Uwazurike).	
2-4-DEN 34	(9:12) J.Cook left end to DEN 31 for 3 yards (D.Tillman).	
3-1-DEN 31	(8:37) A.Anderson reported in as eligible. J.Allen right guard to DEN 28 for 3 yards (A.Singleton).	R23
<a href="#">1-10-DEN 28</a>	(7:53) (Shotgun) J.Allen pass short right to R.Davis to DEN 28 for no gain (J.Strnad).	
2-10-DEN 28	(7:10) (Shotgun) J.Allen left end to DEN 23 for 5 yards (A.Singleton, P.Locke). FUMBLES (P.Locke), recovered by BUF-S.Brown at DEN 23. DEN-P.Locke was injured during the play.	

Timeout at 06:39.

3-5-DEN 23	(6:30) (Shotgun) J.Allen right end to DEN 14 for 9 yards (D.Key).	R24
<a href="#">1-10-DEN 14</a>	(5:43) J.Cook right end to DEN 14 for no gain (E.Uwazurike; D.Greenlaw). ** Injury Update: DEN-P.Locke has returned to the game.	
2-10-DEN 14	(5:01) (Shotgun) J.Allen pass short left to C.Samuel to DEN 12 for 2 yards (T.Hufanga).	
3-8-DEN 12	(4:16) (Shotgun) J.Allen pass incomplete short right to K.Shakir.	
4-8-DEN 12	<b>(4:14) M.Prater 31 yard field goal is GOOD, Center-R.Ferguson, Holder-M.Wishnowsky.</b>	

<b>BUF 27 DEN 23, 13 plays, 68 yards, 7:39 drive, 10:49 elapsed</b>
---

M.Wishnowsky kicks 60 yards from BUF 35 to DEN 5. J.McLaughlin to DEN 27 for 22 yards (J.Solomon; J.Andreessen).

Denver Broncos at 4:11, (1st play from scrimmage 4:06)

1-10-DEN 27	(4:06) B.Nix pass short right to C.Sutton ran ob at DEN 38 for 11 yards.	P14
<a href="#">1-10-DEN 38</a>	(3:59) (No Huddle, Shotgun) B.Nix pass short right to N.Adkins to DEN 39 for 1 yard (C.Benford).	
2-9-DEN 39	(3:20) (Shotgun) B.Nix pass short left to M.Mims to DEN 37 for -2 yards (C.Bishop).	
3-11-DEN 37	(2:38) (Shotgun) B.Nix pass deep right to C.Sutton to BUF 38 for 25 yards (C.Bishop). DEN-A.Forsyth was injured during the play.	P15

Two-Minute Warning

<a href="#">1-10-BUF 38</a>	(2:00) F.Crum reported in as eligible. B.Nix pass incomplete short right.	
2-10-BUF 38	(1:54) (No Huddle, Shotgun) B.Nix pass short right to C.Sutton to BUF 32 for 6 yards (C.Lewis).	
3-4-BUF 32	(1:12) (Shotgun) B.Nix right tackle to BUF 26 for 6 yards (C.Bishop). BUF-T.White was injured during the play.	R16
	Timeout #1 by DEN at 01:01.	
	** Injury Update: DEN-A.Forsyth return is Questionable.	
1-10-BUF 26	<b>(1:01) (Shotgun) B.Nix pass deep left to M.Mims for 26 yards, TOUCHDOWN. DEN-M.Mims was injured during the play.</b>	P17
	W.Lutz extra point is GOOD, Center-M.Fraboni, Holder-J.Crawshaw.	

<b>BUF 27 DEN 30, 8 plays, 73 yards, 3:16 drive, 14:05 elapsed</b>
--

W.Lutz kicks 60 yards from DEN 35 to BUF 5. M.Hardman to BUF 27 for 22 yards (J.Elliss).

Buffalo Bills at 0:55, (1st play from scrimmage 0:50)

1-10-BUF 27	(:50) (Shotgun) J.Allen pass short left to D.Kincaid to BUF 36 for 9 yards (P.Surtain) [J.Cooper].
-------------	--

Buffalo Bills vs Denver Broncos at Empower Field at Mile High

Timeout #1 by BUF at 00:41.

2-1-BUF 36	(:41) (Shotgun) J.Allen pass incomplete deep right to B.Cooks.	
3-1-BUF 36	(:37) (Shotgun) PENALTY on DEN-J.Cooper, Neutral Zone Infraction, 5 yards, enforced at BUF 36 - No Play.	X25
1-10-BUF 41	(:37) (Shotgun) J.Allen pass incomplete deep left to K.Coleman [Z.Allen].	
2-10-BUF 41	(:32) (Shotgun) J.Allen pass short left to K.Shakir to BUF 44 for 3 yards. Lateral to R.Davis to DEN 32 for 24 yards (A.Singleton; T.Hufanga).	P26
Timeout #2 by BUF at 00:24.		
1-10-DEN 32	(:24) (Shotgun) J.Allen pass incomplete deep right to B.Cooks.	
2-10-DEN 32	(:19) (Shotgun) J.Allen pass incomplete short middle to K.Shakir.	
3-10-DEN 32	(:16) (Shotgun) J.Allen pass incomplete deep left to D.Knox.	
Timeout #2 by DEN at 00:10.		
4-10-DEN 32	(:10) M.Prater 50 yard field goal is GOOD, Center-R.Ferguson, Holder-M.Wishnowsky.	

BUF 30 DEN 30, 8 plays, 41 yards, 1 penalty, 0:50 drive, 14:55 elapsed

M.Wishnowsky kicks 59 yards from BUF 35 to DEN 6. J.McLaughlin to DEN 16 for 10 yards.

Denver Broncos at 0:05, (1st play from scrimmage 0:03)

1-10-DEN 16 (:03) B.Nix kneels to DEN 15 for -1 yards. \*\* Injury Update: BUF-T.White has returned to the game.

END OF QUARTER

	Score	Time Poss	First Downs				Efficiencies	
			R	P	X	T	3 Down	4 Down
Buffalo Bills	30	10:05	3	5	1	9	3/5	0/0
Denver Broncos	30	4:55	1	3	0	4	2/3	0/0



Play By Play

Overtime

1/17/2026

BUF wins toss, elects to Kick, and DEN elects to defend the North goal.

M.Wishnowsky kicks 62 yards from BUF 35 to DEN 3. M.Mims pushed ob at DEN 28 for 25 yards (D.Savage). \*\* Injury Update: DEN-M.Mims has returned to the game.

Denver Broncos at 15:00, (1st play from scrimmage 14:56)

1-10-DEN 28	(14:56) (Shotgun) B.Nix pass short left to C.Sutton to DEN 39 for 11 yards (C.Bishop).	P18
<u>1-10-DEN 39</u>	(14:14) (Shotgun) B.Nix pass incomplete short left to C.Sutton.	
2-10-DEN 39	(14:08) (Shotgun) B.Nix pass short right to M.Mims to DEN 38 for -1 yards (Ta.Johnson).	
3-11-DEN 38	(13:25) (Shotgun) B.Nix pass incomplete deep middle to C.Sutton.	
4-11-DEN 38	(13:18) J.Crawshaw punts 55 yards to BUF 7, Center-M.Fraboni, out of bounds.	

Buffalo Bills at 13:10

1-10-BUF 7	(13:10) J.Cook right guard to BUF 8 for 1 yard (P.Locke).	
2-9-BUF 8	(12:28) (Shotgun) J.Allen scrambles left tackle to BUF 12 for 4 yards (J.Cooper).	
3-5-BUF 12	(11:40) (Shotgun) J.Allen pass short left to D.Kincaid to BUF 25 for 13 yards (T.Hufanga).	P27
<u>1-10-BUF 25</u>	(10:56) J.Cook left tackle to BUF 28 for 3 yards (D.Greenlaw; Z.Allen).	
	Timeout #1 by DEN at 10:12.	
2-7-BUF 28	(10:12) J.Allen pass short right to J.Cook to BUF 28 for no gain (A.Singleton) [M.Roach].	
3-7-BUF 28	(9:25) (Shotgun) J.Allen pass short right to R.Davis pushed ob at BUF 37 for 9 yards (A.Singleton).	P28
<u>1-10-BUF 37</u>	(8:43) J.Cook right tackle to BUF 36 for -1 yards (M.Roach).	
2-11-BUF 36	(8:01) (Shotgun) J.Allen pass incomplete deep left to M.Hardman.	
3-11-BUF 36	(7:55) (Shotgun) J.Allen pass deep right intended for B.Cooks INTERCEPTED by J.McMillian at DEN 20. J.McMillian to DEN 20 for no gain (B.Cooks).	
	Timeout #1 by BUF at 07:46.	

Denver Broncos at 7:46

1-10-DEN 20	(7:46) (Shotgun) B.Nix pass short right to M.Mims to DEN 23 for 3 yards (S.Thompson).	
2-7-DEN 23	(7:01) (Shotgun) B.Nix pass short right to R.Harvey pushed ob at DEN 47 for 24 yards (C.Lewis).	P19
<u>1-10-DEN 47</u>	(6:14) (Shotgun) B.Nix pass incomplete deep left to L.Humphrey (C.Benford).	
	Timeout #2 by BUF at 06:09.	
2-10-DEN 47	(6:09) (Shotgun) B.Nix pass incomplete deep left to C.Sutton.	
	<i>PENALTY on BUF-Ta.Johnson, Defensive Pass Interference, 17 yards, enforced at DEN 47 - No Play.</i>	X20
	<i>Penalty on BUF-J.Bosa, Roughing the Passer, declined.</i>	
<u>1-10-BUF 36</u>	(6:04) (Shotgun) B.Nix left end to BUF 38 for -2 yards (C.Bishop).	
2-12-BUF 38	(5:24) (Shotgun) B.Nix pass incomplete deep left to M.Mims.	
	<i>PENALTY on BUF-T.White, Defensive Pass Interference, 30 yards, enforced at BUF 38 - No Play.</i>	X21
<u>1-8-BUF 8</u>	(5:17) B.Nix kneels to BUF 11 for -3 yards.	
	<i>PENALTY on BUF-T.White, Unsportsmanlike Conduct, 6 yards, enforced at BUF 11.</i>	X22
	Timeout #3 by BUF at 04:46.	
<u>1-5-BUF 5</u>	(4:46) W.Lutz 23 yard field goal is GOOD, Center-M.Fraboni, Holder-J.Crawshaw.	

BUF 30 DEN 33, 6 plays, 75 yards, 3 penalties, 3:02 drive, 10:16 elapsed

END OF QUARTER

	Score	Time Poss	First Downs				Efficiencies	
			R	P	X	T	3 Down	4 Down
Buffalo Bills	30	5:24	0	2	0	2	2/3	0/0
Denver Broncos	33	4:52	0	2	3	5	0/1	0/0

# Miscellaneous Statistics Report

Buffalo Bills vs Denver Broncos  
1/17/2026 at Empower Field at Mile High

Ten Longest Plays for Buffalo Bills

Yards	Qtr	Play Start	Play Description
46	4	2-10-BUF 38	(14:57) (Shotgun) J.Allen pass short middle to K.Shakir to DEN 16 for 46 yards (A.Singleton).
27	4	2-10-BUF 41	(:32) (Shotgun) J.Allen pass short left to K.Shakir to BUF 44 for 3 yards. Lateral to R.Davis to DEN 32 for 24 yards (A.Singleton; T.Hufanga).
26	2	2-5-BUF 42	(14:10) J.Allen scrambles up the middle to DEN 32 for 26 yards (A.Singleton).
25	3	2-10-BUF 27	(11:27) (Shotgun) J.Allen pass short left to D.Kincaid pushed ob at DEN 48 for 25 yards (A.Singleton).
24	1	1-10-BUF 33	(7:24) J.Cook right tackle to DEN 43 for 24 yards (P.Locke).
24	2	2-5-BUF 34	(7:21) J.Allen pass short right to J.Cook to DEN 42 for 24 yards (P.Locke).
15	2	3-10-DEN 30	(4:37) (Shotgun) J.Allen pass short left to B.Cooks ran ob at DEN 15 for 15 yards.
15	4	1-10-BUF 20	(11:50) J.Allen pass short left to D.Kincaid pushed ob at BUF 35 for 15 yards (T.Hufanga).
14	4	3-8-DEN 14	(13:29) (Shotgun) J.Allen pass short left to D.Kincaid for 14 yards, TOUCHDOWN.
13	4	1-10-BUF 47	(10:33) J.Allen pass short right to D.Knox pushed ob at DEN 40 for 13 yards (J.Elliss).

Ten Longest Plays for Denver Broncos

Yards	Qtr	Play Start	Play Description
29	2	2-10-BUF 29	(:29) (Shotgun) B.Nix pass deep left to L.Humphrey for 29 yards, TOUCHDOWN [G.Rousseau].
27	2	2-9-BUF 43	(11:42) (No Huddle, Shotgun) B.Nix pass deep left to M.Mims to BUF 16 for 27 yards (C.Bishop).
26	4	1-10-BUF 26	(1:01) (Shotgun) B.Nix pass deep left to M.Mims for 26 yards, TOUCHDOWN. DEN-M.Mims was injured during the play.
25	4	3-11-DEN 37	(2:38) (Shotgun) B.Nix pass deep right to C.Sutton to BUF 38 for 25 yards (C.Bishop). DEN-A.Forsyth was injured during the
24	5	2-7-DEN 23	(7:01) (Shotgun) B.Nix pass short right to R.Harvey pushed ob at DEN 47 for 24 yards (C.Lewis).
19	3	3-8-DEN 40	(4:18) (Shotgun) B.Nix pass short left to M.Mims to BUF 41 for 19 yards (C.Lewis).
15	1	2-4-DEN 44	(13:34) (Shotgun) B.Nix pass short right to P.Bryant to BUF 41 for 15 yards (Ta.Johnson).
15	2	3-10-BUF 44	(:38) (Shotgun) B.Nix pass short left to M.Mims to BUF 29 for 15 yards (Ta.Johnson).
13	2	1-10-DEN 31	(13:20) (Shotgun) J.McLaughlin left guard to DEN 44 for 13 yards (C.Lewis; C.Bishop).
12	1	1-10-DEN 26	(14:56) (Shotgun) B.Nix pass short right to P.Bryant to DEN 38 for 12 yards (T.White; C.Lewis).

Touchdown Scoring Information

		Offense	Defense	Special Teams
VISITOR	Buffalo Bills	3	0	0
HOME	Denver Broncos	3	0	0

Player Scoring Information

Club	Player	TD	Rush TD	Rec TD	KO TD	Punt TD	Int TD	Fum TD	Misc TD	FG	XP	2Pt Rush	2Pt Rec	Sfty	Points
BUF	M.Prater	0	0	0	0	0	0	0	0	3	3	0	0	0	12
BUF	D.Kincaid	0	0	1	0	0	0	0	0	0	0	0	0	0	6
BUF	K.Coleman	0	0	1	0	0	0	0	0	0	0	0	0	0	6
BUF	M.Hardman	0	0	1	0	0	0	0	0	0	0	0	0	0	6
DEN	W.Lutz	0	0	0	0	0	0	0	0	4	3	0	0	0	15
DEN	M.Mims	0	0	1	0	0	0	0	0	0	0	0	0	0	6
DEN	L.Humphrey	0	0	1	0	0	0	0	0	0	0	0	0	0	6
DEN	F.Crum	0	0	1	0	0	0	0	0	0	0	0	0	0	6

Possession Detail

	First Half		Second Half		Game	
	Visitor	Home	Visitor	Home	Visitor	Home
Largest Lead	4	10	4	13	4	13
Drives Leading	1	1	1	3	2	4
Time of Possession Leading	1:22	0:02	7:39	5:57	9:01	5:59
Largest Deficit	-10	-4	-13	-4	-13	-4
Drives Trailing	3	2	5	2	8	4
Time of Possession Trailing	15:04	4:10	11:29	4:50	26:33	9:00
Times Score Tied Up		1		1		2
Lead Changes		4		3		7

# Playtime Percentage

Percent of playtime per player on offense, defense and special teams (Unofficial)

Buffalo Bills						Denver Broncos									
		Offense		Defense		Special Teams				Offense		Defense		Special Teams	
D.Dawkins	T	78	100%			6	19%	B.Powers	G	72	100%			7	23%
D.Edwards	G	78	100%			6	19%	M.McGlinchey	T	72	100%			7	23%
O.Torrence	G	78	100%			6	19%	Q.Meinerz	G/C	72	100%			7	23%
S.Brown	T	78	100%					G.Bolles	T	72	100%			1	3%
J.Allen	QB	78	100%					B.Nix	QB	72	100%				
C.McGovern	G	66	85%					C.Sutton	WR	61	85%				
K.Shakir	WR	50	64%			1	3%	A.Forsyth	C	56	78%			5	16%
J.Cook	RB	50	64%					L.Humphrey	WR	48	67%			8	26%
D.Knox	TE	50	64%					M.Mims	WR	47	65%			3	10%
B.Cooks	WR	45	58%					R.Harvey	RB	45	62%				
D.Kincaid	TE	38	49%					A.Trautman	TE	40	56%			9	29%
K.Coleman	WR	35	45%					E.Engram	TE	34	47%				
C.Samuel	WR	34	44%					N.Adkins	TE	30	42%			10	32%
R.Davis	RB	27	35%			6	19%	S.Mustipher	C	16	22%			7	23%
J.Hawes	TE	25	32%			10	32%	T.Badie	RB	14	19%			18	58%
M.Hardman	WR	18	23%			9	29%	T.Franklin	WR	13	18%				
R.Gilliam	FB	15	19%			22	71%	J.McLaughlin	RB	10	14%			5	16%
A.Anderson	T	15	19%			17	55%	A.Prentice	FB	9	12%			18	58%
C.Benford	CB			72	100%	8	26%	F.Crum	T	4	6%			12	39%
S.Thompson	LB			72	100%	8	26%	P.Bryant	WR	3	4%				
C.Bishop	S			72	100%	7	23%	T.Hufanga	S	2	3%	77	99%	6	19%
M.Milano	LB			72	100%	1	3%	R.Moss	CB			78	100%	6	19%
T.White	CB			71	99%	1	3%	A.Singleton	LB			78	100%		
C.Lewis	DB			69	96%	1	3%	P.Locke	S			74	95%	6	19%
Ta.Johnson	CB			64	89%	1	3%	P.Surtain	CB			72	92%	6	19%
J.Bosa	DE			60	83%	1	3%	Z.Allen	DL			50	64%	6	19%
G.Rousseau	DE			53	74%	3	10%	J.McMillian	CB			50	64%		
D.Jones	DT			51	71%	8	26%	J.Cooper	LB			48	62%		
D.Walker	DT			44	61%	13	42%	N.Bonitto	LB			46	59%		
A.Epenesa	DE			28	39%	16	52%	M.Roach	DT			39	50%	6	19%
T.Sanders	DT			18	25%	1	3%	J.Franklin-Myers	DL			36	46%		
E.Oliver	DT			16	22%			D.Jones	DT			35	45%	6	19%
B.Spector	LB			13	18%	17	55%	J.Strnad	LB			32	41%	11	35%
L.Ogunjobi	DT			12	17%			J.Elliss	LB			31	40%	24	77%
D.Savage	S			3	4%	11	35%	D.Tillman	LB			31	40%	18	58%
J.Solomon	DE			1	1%	22	71%	D.Greenlaw	LB			31	40%		
D.Jackson	CB			1	1%	11	35%	E.Uwazurike	DL			29	37%	6	19%
J.Andreessen	LB					24	77%	J.Barron	CB			12	15%		
S.Franklin	DB					24	77%	K.Abrams-Draine	CB			6	8%	16	52%
J.Hancock	DB					18	58%	D.Key	DB			3	4%	24	77%
M.Wishnowsky	P					14	45%	J.Skinner	S					18	58%
S.Van Pran-Granger	C/G					12	39%	J.Turner	LB					17	55%
R.Van Demark	T					12	39%	W.Lutz	K					13	42%
F.Gore	RB					10	32%	J.Crawshaw	P					11	35%
M.Prater	K					6	19%								

R.Ferguson	LS	6	19%	M.Fraboni	LS	11	35%
D.Williams	LB	1	3%	A.Palczewski	T	7	23%
				J.Jackson	DL	6	19%