



MIAMI DOLPHINS

WEEKLY RELEASE

WEEK 2 • NEW ENGLAND PATRIOTS (0-1) AT MIAMI DOLPHINS (0-1)

SUNDAY, SEPTEMBER 14, 2025 • 1 PM ET



2025 MIAMI DOLPHINS SCHEDULE

PRESEASON

DATE	OPPONENT	STADIUM	TIME/ RESULT	NETWORK	RADIO	PRESENTING SPONSOR	GAME THEME
Sun., Aug. 10	at Chicago	Soldier Field	T, 24-24	CBS Miami Paramount+	BIG 105.9 610 WIOD	Gallagher	
Sat., Aug. 16	at Detroit	Ford Field	W, 24-17	CBS Miami Paramount+	BIG 105.9 610 WIOD	KIA Movement that inspires	
Sat., Aug. 23	Jacksonville	Hard Rock Stadium	W, 14-6	CBS Miami Paramount+	BIG 105.9 610 WIOD	Paramount+	Play Football

REGULAR SEASON

DATE	OPPONENT	STADIUM	TIME/ RESULT	NETWORK	RADIO	PRESENTING SPONSOR	GAME THEME
Sun., Sept. 7	at Indianapolis	Lucas Oil Stadium	L, 33-8	CBS Paramount+	BIG 105.9 610 WIOD	ticketmaster	
Sun., Sept. 14	New England	Hard Rock Stadium	1 p.m.	CBS Paramount+	BIG 105.9 610 WIOD	PEPSI	White Out
Thu., Sept. 18	at Buffalo	Highmark Stadium	8:15 p.m.	Prime Video CBS Miami	BIG 105.9 610 WIOD	Avianca	
Mon., Sept. 29	N.Y. Jets	Hard Rock Stadium	7:15 p.m.	ESPN CBS Miami	BIG 105.9 940 WINZ	TRUIST	Rivalries
Sun., Oct. 5	at Carolina	Bank of America Stadium	1 p.m.*	FOX	BIG 105.9 940 WINZ		
Sun., Oct. 12	L.A. Chargers	Hard Rock Stadium	1 p.m.*	CBS Paramount+	BIG 105.9 940 WINZ	SYLVESTER UNIVERSITY OF MIAMI HEALTH SYSTEM	Crucial Catch
Sun., Oct. 19	at Cleveland	Huntington Bank Field	1 p.m.*	CBS Paramount+	BIG 105.9 940 WINZ		
Sun., Oct. 26	at Atlanta	Mercedes-Benz Stadium	1 p.m.*	CBS Paramount+	BIG 105.9 940 WINZ	KIA Movement that inspires	
Thu., Oct. 30	Baltimore	Hard Rock Stadium	8:15 p.m.	Prime Video CBS Miami	BIG 105.9 940 WINZ	p	Football Unites
Sun., Nov. 9	Buffalo	Hard Rock Stadium	1 p.m.*	CBS Paramount+	BIG 105.9 940 WINZ	verizon	Salute to Service
Sun., Nov. 16	Washington	Santiago Bernabéu Stadium (Madrid, Spain)	9:30 a.m.	NFL Network CBS Miami	BIG 105.9 940 WINZ		
Sun., Nov. 30	New Orleans	Hard Rock Stadium	1 p.m.*	FOX	BIG 105.9 940 WINZ	BROXEL	Aqua Sunday
Sun., Dec. 7	at N.Y. Jets	MetLife Stadium	1 p.m.*	CBS Paramount+	BIG 105.9 940 WINZ	OptiBrand Rx	
Mon., Dec. 15	at Pittsburgh	Acrisure Stadium	8:15 p.m.*	ESPN CBS Miami	BIG 105.9 940 WINZ	AutoNation	
Sun., Dec. 21	Cincinnati	Hard Rock Stadium	8:20 p.m.*	NBC	BIG 105.9 940 WINZ	Hard Rock HOTEL	Home for the Holidays
Sun., Dec. 28	Tampa Bay	Hard Rock Stadium	1 p.m.*	FOX	BIG 105.9 610 WIOD	SOLIS HEALTH PLANS	Home for the Holidays
Jan. 3 or 4	at New England	Gillette Stadium	TBD	TBD	BIG 105.9 940 WINZ		

* Game subject to flexible scheduling.
All times EASTERN



iHeartMedia Miami is the official English flagship radio partner of the franchise. Live game-day broadcasts air on BIG 105.9 FM (WBGG) and Fox Sports 940 AM (WINZ) in the Miami-Ft. Lauderdale market. The games also can be heard on Dolphins.com and throughout South and Central Florida on a variety of stations that make up the Miami Dolphins Radio Network. Fans can listen in Spanish on WZTU-HD La Mezcra 94.9-FM for all preseason, regular season and playoff games.

CBS Miami is once again the preseason home of the Dolphins. All three preseason contests will be shown on the CBS affiliate in the Miami-Ft. Lauderdale market.





WEEK 2: NEW ENGLAND TABLE OF CONTENTS

MEDIA INFORMATION	2
DOLPHINS NOTES	3-13
WHAT TO LOOK FOR IN 2025	14-15
DOLPHINS - PATRIOTS MATCHUP	16-19
FREE AGENCY TRACKER & ACQUISITIONS	20
2025 ROOKIE CLASS	21
RADIO	22
BAPTIST HEALTH TRAINING COMPLEX	23
HARD ROCK STADIUM	24-25
DOLPHINS IN THE COMMUNITY	26-29
"RIVALRIES" UNIFORMS	30
DEPTH CHART	33
TRANSACTIONS	34-35
ROSTERS	36-39
PRONUNCIATION GUIDE	39
CONTRACT STATUS	40
2025 STATS	43-53
LAST TIME IT HAPPENED	54-57
2025 GAME SUMMARIES & LAST GAMEBOOK	61-74
EXECUTIVE BIOS	77-81
HEAD COACH MIKE McDANIEL	82-84
COACHES BIOS	85-87
PLAYER BIOS	88-233
HISTORY AND RECORDS	239-324

MIAMI DOLPHINS ON NFLOMG

[NFLOMG.com](https://www.nflogm.com)

The Miami Dolphins on NFLOMG serves as a one-stop shop for all media information needs. Visitors can find transcripts, press releases, weekly releases, notes, flip cards, gamebooks and more by visiting NFLOMG.com.

For customized access to NFLOMG, please contact a member of the Dolphins Communications staff by emailing Media@dolphins.com.



WEEKLY MEDIA SCHEDULE: WEEK 2 VS. NEW ENGLAND

9 TUE	10 WED	11 THU	12 FRI	13 SAT	14 SUN	15 MON
No media availability	<u>Head Coach Mike McDaniel</u> 11:15 a.m. <u>Practice</u> 1:20 p.m. <u>QB Tua Tagovailoa and Open Locker Room</u> 3:15 p.m.	<u>Coordinators and Select Position Coaches</u> 10:30 a.m. <u>Practice</u> 12:30 p.m. <u>Open Locker Room</u> 2:45 p.m.	<u>Head Coach Mike McDaniel</u> 11:30 a.m. <u>Practice</u> 12:05 p.m. <u>Open Locker Room</u> 1:45 p.m.	No media availability	<u>Week 2 vs. New England</u> 1 p.m. ET TV – CBS	<u>Head Coach Mike McDaniel</u> TBD

All availabilities will be held at the Baptist Health Training Complex; media must RSVP and have a valid credential to attend.

DOLPHINS ON THE AIR

TV:	CBS/Paramount+	
Broadcasters:	Andrew Catalan – Play-By-Play	
	Charles Davis & Jason McCourty – Color Analysts	
	AJ Ross – Sideline	
Local Radio:	Dolphins Radio Network WBGG 105.9 - FM WIOD 610 - AM	
Broadcasters:	Jimmy Cefalo – Play-By-Play	
	Joe Rose – Color Analyst	
	Kim Bokamper – Sideline	
Spanish Radio:	Dolphins Spanish Radio WZTU-HD2 La Mezcla 94.9-FM	
Broadcasters:	Roly Martin – Play-By-Play	
	Eduardo Martell – Color Analyst	

A DOLPHINS WIN WOULD...

- Improve Miami's lead to 64-53 in the all-time regular season series with the Patriots.
- Be Miami's ninth win in the last 10 meetings with New England, marking the first time the Dolphins win nine out of 10 games against the Patriots since 1990-95.
- Be the first time the Dolphins win five consecutive games against the Patriots since 1999-2001.
- Give Miami a 6-1 record against New England under Head Coach Mike McDaniel.
- Make Mike McDaniel the first coach in Dolphins history to win six of his first seven games against New England.
- Make QB Tua Tagovailoa the second quarterback in NFL history to win each of his first eight games as a starter against New England, joining Hall of Fame QB John Elway.

COMMUNICATIONS DEPARTMENT



ANNE NOLAND

Vice President of Communications

BRETT BRECHEISEN

Director of Corporate Communications

RICK HURTADO

Sr. Manager of Football Communications

RENZO SHEPPARD

Sr. Manager of Football Communications

BROOKE BALZANO

Communications Manager

VIRA EDWARDS

Football Communications Manager

RYAN AUST

Corporate Communications Coordinator

STEPHANIE FONSECA

Corporate Communications Coordinator

GRACE SAYERS

Football Communications Staff Assistant

COLLEEN WYRICK

Corporate Communications Staff Assistant

O: 954-452-7155

ANoland@dolphins.com

O: 954-452-7190

BBrecheisen@dolphins.com

O: 954-452-7114

RHurtado@dolphins.com

O: 954-452-7144

RSheppard@dolphins.com

O: 954-452-7165

BBalzano@dolphins.com

O: 954-452-7177

VEDwards@dolphins.com

O: 305-943-6696

RAust@dolphins.com

O: 305-943-1515

Sfonseca@dolphins.com

O: 954-452-7018

GSayers@dolphins.com

O: 305-943-6696

CWyrick@dolphins.com



TEAM NOTES

DOLPHINS HOST PATRIOTS FOR HOME OPENER

The Dolphins are back in Miami Gardens for the first home game of the 2025 regular season as they host division rival New England on **Sunday, Sept. 14 at 1 p.m. ET at Hard Rock Stadium.**

Sunday's game marks the 117th regular season meeting between the two franchises, with the **Dolphins holding a 63-53 record advantage.**

The Dolphins, who **have won eight of the last nine games against the Patriots**, are seeking their first five-game winning stretch against New England since 1999-2001.

Miami is 39-19-1 all-time in home openers.

2025 TEAM CAPTAINS

The Dolphins named **OL Aaron Brewer, LB Jordyn Brooks, LB Bradley Chubb, FB Alec Ingold, DT Zach Sieler and QB Tua Tagovailoa** their 2025 team captains, as voted by the team.

The nod represents the **first career captaincy honor for Brewer and Brooks** who both joined the team as unrestricted free agents in 2024.

It is also the **fourth-, third- and second-consecutive honor for Tagovailoa, Ingold (fourth overall) and Sieler, respectively.**

Meanwhile, **Chubb** was selected to his second career captaincy and his first with the Dolphins since joining the team via a trade in 2022.

MIAMI BRINGS A REVAMPED ROSTER INTO 2025

After reaching the postseason in each of the first two years under **Head Coach Mike McDaniel**, Miami fell short in 2024, but ended the season in the right direction with **six wins in the final nine games.**

The Dolphins made a variety of moves in the offseason to bolster the roster at key positions.

General Manager Chris Grier acquired Pro Bowl talent by way of trades, bringing five-time Pro Bowler and three-time first-team All-Pro selection **S Minkah Fitzpatrick** back to Miami and adding **TE Darren Waller** via a trade with the N.Y. Giants.

Grier also signed nine unrestricted free agents and put an emphasis on strengthening the trenches in the draft. The Dolphins selected **DT Kenneth Grant** in the first round (13th overall) and traded up to pick **OL Jonah Savaiinaea** in the second round (37th overall).

The Dolphins made a concerted effort to get younger, with **83 percent of the roster under the age of 30** in 2025 in comparison to 69.1 percent from a year ago.

In Week 1, the Dolphins had six rookies contribute, with **Grant and fellow DT Jordan Phillips leading the NFL in stops among rookie defensive tackles with five and four tackles, respectively.**

BREAKING DOWN THE DOLPHINS ROSTER:

Here is how the Dolphins' current 53-man roster breaks down (as of Sept. 9, 2025):

- There are 25 offensive players, 26 defensive players and two specialists.
- The **average age of the roster is 26.3 years old.**
- **44 of the 53 players (83.0 pct.) are younger than 30 years old.**
- Of the 53 players on the Dolphins roster, **24 of them (54.3 pct.) were drafted by the Dolphins or signed by the team as undrafted college free agents.**
- Out of Miami's 53 players, **10 of them (18.9 pct.) were selected in the first round of the NFL draft**, while another 10 were drafted on Day 2 (18.9 pct.) and 20 players (37.7pct.) were taken on Day 3.
- A total of **22 of the 53 players (41.5 pct.) are in their third NFL season or less.**

BY AGE	
YEARS	NO.
21-24	15 players
25-28	27 players
29-32	8 players
33+	3 player

BY DRAFT ROUND	
ROUND	NO.
1st	10 players
2nd or 3rd	10 players
4th or 5th	12 players
6th or 7th	8 players
Undrafted	13 players

BY EXPERIENCE	
YEARS	NO.
Rookie-1	8 players
2-3	14 players
4-5	10 players
6-9	17 players
10+	4 players



OFFENSE NOTES

MIAMI'S OFFENSE AMONG THE TOP 10 UNDER MCDANIEL

Miami's offense has been one of the most productive units in the league since Mike McDaniel became head coach in 2022.

The Dolphins rank in the top 10 in several key offensive categories in the McDaniel era:

DOLPHINS OFFENSE UNDER MIKE MCDANIEL (2022-2025)		
CATEGORY	NO.	NFL RANK
Yards per Game	360.8	7
Passing Yards per Game	248.0	5
Completion Percentage	67.3%	4
Passer Rating	96.0	9
Sacks Allowed per Attempt	6.3%	8
Red Zone Offense	61.1%	5
Red Zone Passer Rating	104.8	3
Red Zone Completion Percentage	61.9%	2
Points Scored per Game	23.96	9
Scoring Efficiency	40.1%	9
Goal-to-Go Offense	74.5%	10

MCDANIEL-LED OFFENSE RANKS FIFTH IN PASSING

Miami's air attack has soared under head coach Mike McDaniel, averaging **248.0 passing yards per game** since 2022. That mark ranks fifth in the NFL in that span:

NFL LEADERS IN PASSING YARDS PER GAME (SINCE 2022)				
RK.	TEAM	GAMES	PASS. YDS.	PSYD/G
1	Detroit	52	13,356	256.8
2	Kansas City	52	13,279	255.4
3	Cincinnati	51	12,870	252.4
4	Minnesota	52	13,020	250.4
5	MIAMI	52	12,895	248.0
6	Tampa Bay	52	12,814	246.4
7	Buffalo	51	12,547	246.0
8	San Francisco	52	12,739	245.0
9	L.A. Chargers	52	12,474	239.9
10	Dallas	52	12,183	234.3

MIAMI HAS BEEN EFFICIENT IN THE RED ZONE SINCE 2022

Another staple of Miami's offense under Mike McDaniel has been its efficiency in the red zone. The Dolphins boast a 61.1% red zone efficiency since 2022, ranking fifth in the NFL in that span:

RED ZONE OFFENSIVE EFFICIENCY SINCE 2022				
RK.	TEAM	RZ TRIPS	RZ TDs	RZ%
1.	Detroit	208	137	65.9%
2.	Buffalo	197	129	65.5%
3.	Cincinnati	173	109	63.0%
4.	Philadelphia	190	118	62.1%
5.	MIAMI	162	99	61.1%
6.	Baltimore	196	119	60.7%
7.	Washington	171	103	60.2%
8.	Kansas City	201	119	59.2%
9.	San Francisco	198	117	59.1%
10.	Chicago	138	81	58.7%

TUA'S IMPRESSIVE RUN AGAINST NEW ENGLAND

QB **Tua Tagovailoa** has won each of his first seven games as a starter against New England. His seven consecutive wins as a starter against the Patriots are the **second most by an NFL quarterback to start a career** behind Hall of Fame QB John Elway's 10:

MOST CONSECUTIVE QB START WINS VS. NEW ENGLAND TO START AN NFL CAREER			
RK.	PLAYER (TEAM)	YEARS	WINS
1.	John Elway (Den.)	1984-98	10
2.	TUA TAGOVAILOA (MIA.)	2020-Pres.	7
3.	Joe Ferguson (Buf.)	1973-75	6
4.	Joe Montana (S.F.)	1980-89	4
	Marty Domres (S.D./Bal.)	1969-73	4
	Bob Griese (Mia.)	1967-69	4
	Daryle Lamonica (Oak.)	1967-69	4

Overall, his seven-win stretch against the Patriots as a starter is the **longest active streak and the fourth longest in NFL history**:

MOST CONSECUTIVE QB START WINS VS. NEW ENGLAND			
RK.	PLAYER (TEAM)	YEARS	WINS
1.	Dan Marino (Mia.)	1989-95	11
	Joe Namath (NYJ)	1966-72	11
3.	John Elway (Den.)	1984-98	10
4.	TUA TAGOVAILOA (MIA.)	2020-Pres.	7
5.	Earl Morrall (Mia./Bal.)	1970-75	6
	Joe Ferguson (Buf.)	1973-75	6

TAGOVAILOA LED THE NFL IN COMPLETION PERCENTAGE AND SET A NEW FRANCHISE RECORD IN 2024

QB **Tua Tagovailoa** completed 291-of-399 pass attempts in 2024, finishing the season with a 72.9 completion percentage.

The mark led the NFL and was the best in a season in franchise history:

2024 NFL LEADERS IN COMPLETION PERCENTAGE				
RK.	PLAYER (TEAM)	CMP.	ATT.	CMP %
1.	TUA TAGOVAILOA (MIA.)	291	399	72.9
2.	Jared Goff (Det.)	390	539	72.4
3.	Baker Mayfield (TB)	407	570	71.4
4.	Joe Burrow (Cin.)	460	652	70.6

DOLPHINS SINGLE-SEASON COMPLETION PERCENTAGE LEADERS (ALL TIME)					
RK.	PLAYER	YEAR	CMP.	ATT.	CMP %
1.	TUA TAGOVAILOA	2024	291	399	72.9
2.	Tua Tagovailoa	2023	388	560	69.3
3.	Ryan Fitzpatrick	2020	183	267	68.5
4.	Tua Tagovailoa	2021	263	388	67.8
5.	Chad Pennington	2008	321	476	67.4



OFFENSE NOTES

Tagovailoa's 72.9 completion percentage was also the third-best mark in a season in NFL history:

NFL SINGLE-SEASON COMPLETION PERCENTAGE LEADERS					
RK.	PLAYER	YEAR	CMP.	ATT.	CMP %
1.	Drew Brees	2018	364	489	74.4
2.	Drew Brees	2019	281	378	74.3
3.	TUA TAGOVAILOA	2024	291	399	72.9
4.	Jared Goff	2024	390	539	72.4
5.	Drew Brees	2017	386	536	72.0

Entering Week 2, Tagovailoa holds a career 68.0 completion percentage. That is the second-best mark in NFL history.

In his career, Tagovailoa has led the NFL in passer rating (2022), passing yards (2023) and completion percentage (2024). He is one of seven quarterbacks since passer rating was introduced in 1973 to lead the league in each of those categories, joining Tom Brady, Drew Brees, Peyton Manning, Philip Rivers, Kurt Warner and Ken Anderson.

Only Tagovailoa, Anderson and Warner accomplished the feat in the first five seasons of their NFL careers.

TAGOVAILOA POSTED THIRD-CONSECUTIVE SEASON WITH 100.0-PLUS PASSER RATING IN 2024

Tagovailoa, who finished the 2024 season with a 101.4 passer rating, has now posted a passer rating of 100.0 or better in three consecutive seasons.

He is the first Dolphin in history and only the 11th player since passer rating was introduced in 1973 to accomplish that feat:

MOST CONSECUTIVE SEASONS WITH 100.0-PLUS PASSER RATING			
RK.	PLAYER (TEAM)	NO.	SEASONS
1.	Aaron Rodgers (GB)	6	2009-14
	Drew Brees (NO)	6	2015-20
3.	Steve Young (SF)	4	1991-94
	Russell Wilson (Sea.)	4	2018-21
5.	TUA TAGOVAILOA (MIA.)	3	2022-24
	Peyton Manning (Ind.)	3	2004-06
	Philip Rivers (SD)	3	2008-10
	Payton Manning (Den.)	3	2012-14
	Tom Brady (NE)	3	2015-17
	Patrick Mahomes (KC)	3	2018-20
	Kirk Cousins (Min.)	3	2019-21

TAGOVAILOA'S HISTORIC STRETCH

QB Tua Tagovailoa went on a historic stretch from Week 8 to Week 15 on the 2024 season, recording eight consecutive games with a completion rate of 70.0 percent or better. He tied Joe Montana and Drew Brees for the longest streak in NFL history:

CONSECUTIVE GAMES WITH 70.0+ CMP. PCT. IN NFL HISTORY			
RK.	PLAYER	YEAR	GAMES
1.	TUA TAGOVAILOA	2024	8
	Drew Brees	2017-18	8
	Joe Montana	1989	8
4.	Brock Purdy	2023	7
	Drew Brees	2016	7
	Sam Bradford	2016	7
	Peyton Manning	2008-09	7

Tagovailoa also had 40-plus passing attempts, multiple touchdowns and no interceptions from Weeks 12 - 14, becoming the first player in NFL history to boast that statline in three consecutive games within a single season.

Tagovailoa threw for more than 300 yards in each of those games, joining Hall of Famer Dan Marino as the only quarterbacks in team history to record three consecutive games of 300-plus passing yards.

His streak of three games with 300-plus passing yards, multiple touchdowns and no interceptions is the longest in franchise history.

He has recorded 16 career games of 300-plus passing yards, which is tied with Ryan Tannehill for second-most in team history.

Tagovailoa also became the fourth quarterback in Dolphins history to pass for 15,000 yards and 100 passing touchdowns in a career:

MOST PASSING YARDS IN DOLPHINS HISTORY				
RK.	PLAYER (YEARS)	CMP%	YDS.	TDs
1.	Dan Marino (1983-1999)	59.4	61,361	420
2.	Bob Griese (1967-80)	56.2	25,092	192
3.	Ryan Tannehill (2012-18)	62.8	20,434	123
4.	TUA TAGOVAILOA (2020-24)	68.1	15,506	100

Tagovailoa has thrown a touchdown pass in 16 consecutive regular-season games, which is the second-longest active streak in the NFL behind Lamar Jackson's 25.

He has thrown at least one passing touchdown in 37 of his last 38 games.



OFFENSE NOTES

ACHANE HAS 2ND-MOST TDs AMONG 2023 DRAFT CLASS

RB De'Von Achane, who scored an 11-yard receiving touchdown in Week 1 at Indianapolis, has tallied **24 touchdowns** (14 rushing and 10 receiving) since being drafted by Miami in 2023.



His 24 total scores are tied for second-most among players from the 2023 NFL Draft Class, while his 10 receiving touchdowns are the most among running backs in the class.

MOST TOUCHDOWNS FROM 2023 NFL DRAFT				
RK.	PLAYER (TEAM)	RSH. TDs	REC. TDs	TDs
1.	Jahmyr Gibbs (Det.)	26	5	31
2.	DE'VON ACHANE (MIA.)	14	10	24
	Bijan Robinson (Atl.)	18	6	24

He is only the **second player in Dolphins history to score 24-plus total touchdowns in the first three seasons of his NFL career** (RB Abdul-Karim Al-Jabbar, 27).

He is also the **second Miami running back with 10-plus receiving touchdowns in his first three NFL campaigns** (Tony Nathan, 10).

ACHANE LEADS THE NFL RBs IN RUSHING AVG. SINCE 2023

Achane, who has amassed 1,762 rushing yards on 313 carries in his career, boasts an average of **5.6 yards per rush**. That is the top mark among running backs since he entered the league in 2023 and the third best among all players in that span:

NFL LEADERS IN RUSHING AVERAGE (SINCE 2023)				
RK.	PLAYER (TEAM)	ATT	YARDS	AVG.
1.	Lamar Jackson (Bal.)	293	1,806	6.2
2.	Jayden Daniels (Was.)	159	959	6.0
3.	DE'VON ACHANE (MIA.)	313	1,762	5.6
4.	Jahmyr Gibbs (Det.)	441	2,376	5.4
5.	Bucky Irving (TB)	221	1,159	5.2

ACHANE'S VERSATILITY POWERED OFFENSE IN 2024

Achane finished the 2024 season with 907 rushing yards on 203 carries (4.5 avg.) and six rushing touchdowns, along with 78 receptions for 592 yards (7.6 avg.) and six receiving touchdowns.

He became the **first Dolphins player to have at least 750 rushing yards and 500 receiving yards within a single season**.

He was also **the only player in the NFL with 900-plus rushing yards paired with 550-plus receiving yards in 2024**.

Achane **led the NFL in both receptions and receiving yards among running backs**, while tying with Tampa Bay's Rachaad White for **most receiving touchdowns among backs in 2024**:

2024 NFL RECEIVING PRODUCTION (RUNNING BACKS)				
RK.	PLAYER (TEAM)	REC.	REC. YDS	REC. TDs
1.	DE'VON ACHANE (MIA.)	78	592	6
2.	Alvin Kamara (NO)	68	543	2
3.	Jahmyr Gibbs (Det.)	52	517	4
4.	Breece Hall (NYJ)	57	483	3
5.	Bijan Robinson (Atl.)	61	431	1

He set **franchise single-season records** in receiving touchdowns and receptions among Miami running backs:

MOST SINGLE-SEASON RECEIVING TOUCHDOWNS AMONG MIAMI RUNNING BACKS (ALL-TIME)			
RK.	PLAYER (TEAM)	YEAR	REC. TDs
1.	DE'VON ACHANE	2024	6
2.	Norm Bulaich	1975	5
	Keith Byars	1994	5
	Kenyan Drake	2018	5
	Jim Jensen	1988	5
	Tony Nathan	1980	5

MOST SINGLE-SEASON RECEPTIONS AMONG MIAMI RUNNING BACKS (ALL-TIME)			
RK.	PLAYER (TEAM)	YEAR	REC.
1.	DE'VON ACHANE	2024	78
2.	Terry Kirby	1993	75
3.	Tony Nathan	1985	72
4.	Terry Kirby	1995	66

Meanwhile, Achane's 592 receiving yards were the fifth most in a single season by a Dolphins running back.



OFFENSE NOTES

ACHANE AMONG LEAGUE LEADERS IN SCRIMMAGE YARDS

Achane was the most productive Dolphin from scrimmage in 2024, finishing the season with 1,499 yards of offense and 12 total touchdowns.

He became the first player in Dolphins history to have six rushing touchdowns and six receiving touchdowns in a single season.

Achane's 1,499 yards from scrimmage ranked **12th among all players in the NFL in 2024** and were the **fifth-most ever recorded in a Dolphins season**:

MOST YARDS FROM SCRIMMAGE IN A SEASON IN DOLPHINS HISTORY

RK.	PLAYER (YEAR)	RSH. YDS.	REC. YDS.	TOT.
1.	Ricky Williams (2002)	1,853	363	2,216
2.	Tyreek Hill (2023)	15	1,799	1,814
3.	Tyreek Hill (2022)	32	1,710	1,742
4.	Ricky Williams (2003)	1,372	351	1,723
5.	DE'VON ACHANE (2024)	907	592	1,499

His 12 scrimmage touchdowns in 2024 were tied for the eighth-most among running backs in the league last season.

ACHANE WAS ELITE MOVING THE CHAINS IN 2024

Achane led the team with a total of 67 first downs—37 rushing and 30 receiving in 2024.

He was the only player in the NFL with more than 30 rushing and 30 receiving first downs in 2024, and the first Dolphin since RB Terry Kirby in 1995 to achieve that feat.

His 30 receiving first downs were the most in the league among running backs in 2024.

INGOLD IS A STAPLE OF THE DOLPHINS

In his fourth season with Miami, **FB Alec Ingold** is a leader for the Dolphins on and off the field.

He was selected to his **fourth career team captaincy (third with Miami)** ahead of the 2025 season and **has been named his team's Walter Payton NFL Man of the Year nominee three times in his career.** (2020 Raiders, 2023-24 Dolphins).

A **2023 Pro Bowl selection**, Ingold has appeared in 91 career games (50 with Miami) with 49 starts (38 with Miami).

HILL CONTINUES TO CLIMB THE NFL RECORD BOOK

WR Tyreek Hill, who caught four passes for 40 yards (10.0 avg.) in Week 1 at Indianapolis, **surpassed 800 career catches.**

Hill is one of only four players to reach 800 receptions since he entered the NFL in 2016, joining Davante Adams, Travis Kelce and Stefon Diggs.

In 2024, he became the **43rd player in NFL history to reach 11,000 receiving yards**, and the seventh to accomplish that feat in his first nine seasons.

Hill's 11,138 career receiving yards are the most in the NFL since he entered the league in 2016, while his 82 touchdowns rank third and his 802 receptions rank fourth:

RECEIVING PRODUCTION AMONG ACTIVE NFL PLAYERS (SINCE 2016)

RK.	PLAYER	TEAM	REC.	YDS.	TDs
1.	TYREEK HILL	KC/MIA.	802	11,138	82
2.	Davante Adams	GB/LV/NYJ/LAR	873	10,966	99
3.	Mike Evans	TB	699	10,478	90
3.	Travis Kelce	KC	867	10,461	68
5.	Stefon Diggs	Min/Buf/Hou/NE	811	9,828	66



Hill caught six touchdowns in 2024 and became the **third player in NFL history with at least six receiving touchdowns in each of his first nine seasons**, joining Hall of Famers Marvin Harrison and Don Hutson.



OFFENSE NOTES

WADDLE REACHED 4,000 CAREER YARDS IN 2024

WR Jaylen Waddle caught 58 passes for 744 yards (12.8 avg.) and two touchdowns in 2024, becoming the second player in franchise history to surpass 300 catches and 4,000 receiving yards in the first four years of his career.



Now in his fifth year as a pro, Waddle has totaled 313 receptions for 4,159 receiving yards. **Both marks are the fourth most by a Dolphins player in his first five seasons in the league:**

MOST REC. YDS IN FIRST FOUR SEASONS IN DOLPHINS HISTORY				
RK.	PLAYER	REC.	YDS.	TDs
1.	Chris Chambers	315	4,596	39
2.	Mark Clayton	255	4,425	40
3.	Mark Duper	224	4,272	32
4.	JAYLEN WADDLE	313	4,159	20
5.	Jarvis Landry	400	4,038	22

His 4,159 receiving yards rank 10th in franchise history and are the third-most among wide receivers from the 2021 NFL Draft:

MOST RECEIVING YARDS BY WRs DRAFTED IN 2021				
RK.	PLAYER	TEAM	REC.	REC. YDS.
1.	Ja'Marr Chase	Cin.	397	5,451
2.	Amon-Ra St. Brown	Det.	434	4,896
3.	JAYLEN WADDLE	MIA.	313	4,159
4.	DeVonta Smith	Phi.	311	4,027
5.	Nico Collins	Hou.	221	3,255

HILL & WADDLE ADDED TO THEIR DOLPHINS RESUME

WR Tyreek Hill crossed the 100-yard receiving threshold three times in 2024 (Week 1 vs. Jacksonville, Week 14 vs. N.Y. Jets and Week 17 at Cleveland). His **18 games with 100-plus receiving yards as a Dolphin** are the third-most in franchise history.

Meanwhile, **WR Jaylen Waddle topped 100 receiving yards twice a season ago** (Week 1 vs. Jacksonville and Week 12 vs. New England) reaching **12 games of 100-plus receiving yards in his career, tied with Nat Moore for fifth-most in Dolphins history:**

MOST 100-YARD RECEIVING GAMES BY A DOLPHIN		
RK.	PLAYER (YEARS)	GAMES
1.	Mark Duper (1982-92)	28
2.	Mark Clayton (1983-92)	22
3.	TYREEK HILL (2022-24)	18
4.	Chris Chambers (2001-07)	17
5.	JAYLEN WADDLE (2021-24)	12
	Nat Moore (1974-86)	12

OFFSEASON ADDITIONS EXPAND MIAMI'S OFFENSIVE THREAT

The Dolphins made several acquisitions in the offseason to strengthen the roster on the outside and in the trenches.

Miami added **Pro Bowl TE Darren Waller** through a trade with the N.Y. Giants and signed **WR Nick Westbrook-Ikhine** as an unrestricted free agent to add to an already talented group of skill position players.

Waller's 3,946 receiving yards are the **fifth-most by a tight end since 2019**. Waller reunites with Offensive Coordinator Frank Smith, whom he worked with at the Raiders from 2018-20. **Waller caught 203 passes for 2,416 yards and 12 touchdowns with Smith as his tight ends coach – earning a trip to the Pro Bowl in 2020**

Westbrook-Ikhine hauled in a team-leading nine receiving touchdowns for Tennessee last season—**28.1 percent of his receptions resulted in a score.**

Six of his nine receiving touchdowns came inside the red zone, tied for the eighth-most in the NFL in 2024.

The Dolphins also signed eight-year veteran **OL James Daniels** and traded up to draft **OL Jonah Savaiinaea** in the second round (37th overall) of the 2025 NFL Draft.



DEFENSE NOTES

DOLPHINS DEFENSE HAS HELD STRONG SINCE 2022

The Dolphins defense has been consistently productive during the Mike McDaniel era, improving each year and **finishing among the top 10 in 2023 (10th) and 2024 (4th).**

Overall, **the Dolphins defense ranks ninth in the NFL since Mike McDaniel became head coach in 2022**, allowing an average of 325.3 yards per game in that span:

NFL LEADERS IN TOTAL DEFENSE SINCE 2022		
RK.	TEAM	YPG ALLOWED
1.	N.Y. Jets	305.0
2.	San Francisco	305.8
3.	Cleveland	311.2
4.	Philadelphia	311.9
5.	Kansas City	314.4
6.	Baltimore	320.1
7.	New England	323.4
8.	Buffalo	324.8
9.	MIAMI	325.3
10.	Green Bay	327.1

Miami also ranks third in run defense in that span, yielding an average 102.3 rushing yards per game.

MIAMI'S DEFENSE WAS AMONG THE TOP IN THE NFL IN 2024

Miami finished **fourth in total defense** in 2024, holding opponents to 314.4 yards per game. It was the best mark by a Dolphins defense since allowing 309.3 yards per game in 2010.

It was also Miami's first top-five defensive finish since ranking fourth in 2006 with 289.1 yards allowed per game.

Miami finished among the league's top 10 in several categories:

NFL DEFENSIVE RANKINGS (2024)		
CATEGORY	RANK	STAT
Goal-to-Go Defense	2	60.0%
Total Defense	4	314.4
Red Zone Defense	4	49.1%
Third Down Defense	6	35.9%
Rushing Defense	9	103.7
Passing Defense	9	210.7
Scoring Defense	10	21.4

Miami's Defensive Coordinator Anthony Weaver returns for his second year with the Dolphins.

MIAMI HAS NOT ALLOWED A 100-YARD RUSHER SINCE 2023

Miami's run defense, which ranked **ninth in the NFL in 2024** (103.7 rushing yards per game) **has not allowed a 100-yard rusher** since Week 1 of the 2023 season at the L.A. Chargers.

The 34-game streak is the longest active streak in the NFL and the sixth longest since 2000:

MOST CONSECUTIVE GAMES WITHOUT ALLOWING A 100-YARD RUSHER (ACTIVE STREAK)			
RK.	TEAM	GAMES	STREAK BEGAN
1.	MIAMI	34	2023, WEEK 2
2.	Kansas City	17	2024, Week 2
3.	Green Bay	11	2024, Week 8

MOST CONSECUTIVE GAMES WITHOUT ALLOWING A 100-YARD RUSHER SINCE 2000			
RK.	TEAM	GAMES	STREAK YEARS
1.	San Francisco	54	2021-24
2.	New Orleans	50	2017-20
3.	Baltimore	39	2006-09
4.	Minnesota	36	2007-09
	San Francisco	36	2009-11
6.	MIAMI	34	2023-Pres.

The streak is also Miami's longest since having 38 such games from 1970-73.

MIAMI EXCELLED IN GOAL-TO-GO AND RED ZONE EFFICIENCY

The Dolphins defense thrived in the red zone and goal-to-go situations in 2024. Miami allowed only 28 touchdowns in 55 red zone trips (49.1%) and 18 touchdowns in 30 goal-to-go situations (60.0%).

Miami's defensive goal-to-go and red zone efficiency in 2024 ranked second and fourth, respectively, in the NFL:

DEFENSIVE GOAL-TO-GO EFFICIENCY (2024)			
RK.	TEAM	G2G	G2G TDs G2G%
1.	Denver	30	17 56.7
2.	MIAMI	30	18 60.0
3.	L.A. Chargers	18	11 61.1
4.	Detroit	35	22 62.9
5.	Baltimore	28	18 64.3

DEFENSIVE RED ZONE EFFICIENCY (2024)			
RK.	TEAM	RZ TRIPS	RZ TDs RZ%
1.	L.A. Chargers	40	18 45.0
2.	Chicago	63	29 46.0
3.	Denver	49	23 46.9
4.	MIAMI	55	27 49.1
5.	L.A. Rams	56	28 50.0
	Philadelphia	48	24 50.0



DEFENSE NOTES

TEAM MVP LOCKED IN THROUGH 2029 SEASON

DT Zach Sieler, who was named the 2024 Dan Marino MVP by local media, **signed a three-year contract extension through the 2029 season** on Aug. 4, 2025.



In 2024, Sieler led Miami's defense with 10.0 sacks and 13 tackles for loss while recording 55 tackles (28 solo), one interception, a forced fumble and one fumble recovery.

Sieler's 10.0 sacks were the second-most in the NFL among defensive tackles and tied his own franchise record for most sacks by a defensive tackle in a season set in 2023:

2024 SACK LEADERS (DEFENSIVE TACKLES)		
RK.	PLAYER	SACKS
1.	Leonard Williams (Sea.)	11.0
2.	ZACH SIELER (MIA.)	10.0
3.	Dexter Lawrence (NYG)	9.0
4.	Zach Allen (Den.)	8.5
5.	Cameron Heyward (Pit.)	8.0

DOLPHINS SINGLE-SEASON SACK LEADERS (DEFENSIVE TACKLES)			
RK.	PLAYER	YEAR	SACKS
1.	ZACH SIELER (MIA.)	2024	10.0
	ZACH SIELER (MIA.)	2023	10.0
3.	Christian Wilkins	2023	9.0
4.	Bob Baumhower	1983	8.0
5.	Randy Starks	2009	7.0
	Mike Charles	1985	7.0

His 20.0 sacks since 2023 are the most among defensive tackles in the NFL in that span.

He is the first Dolphin to record 10.0-plus sacks in consecutive seasons since Cameron Wake in 2016-17.

He is also one of two Dolphins players to record **10.0-plus sacks, an interception and a fumble recovery in consecutive seasons** since 2000, joining Jason Taylor who did so in 2006-07.

He was one of two players in 2024 with at least 10.0 sacks, one interception, one forced fumble and a fumble recovery (Nik Bonitto, Den.).

Sieler is also **one of two players and the only interior defensive lineman since 2000 to record consecutive seasons with double-digit sacks and tackles for loss, an interception, a forced fumble and a fumble recovery** (Jared Allen, 2009-11).

He logged his second-career interception and a sack in Week 3 at Seattle and was **one of three defensive linemen in 2024 to tally a sack and an interception in the same game** (Sam Hubbard, Cin. and Leonard Williams, Sea.).

BROOKS PICKED UP WHERE HE LEFT OFF

LB Jordyn Brooks, who was named to his first-career team captaincy in 2025 after signing with Miami as an unrestricted free agent in the 2024 offseason, tallied a team-leading 14 tackles (five solo) in Week 1 at Indianapolis.

Brooks led the team last year with **143 tackles (86 solo)** and added 3.0 sacks, 11 tackles for loss, two fumble recoveries and six passes defended.

His 143 tackles in 2024 were the **third-most by a Dolphins player in a single season in the last 20 years**, and the most since Hall of Fame linebacker Zach Thomas had 165 in the 16 games of the 2006 season:

DOLPHINS SINGLE-SEASON TACKLE LEADERS SINCE 2005			
RK.	PLAYER	YEAR	TACKLES
1.	Zach Thomas	2005	166
2.	Zach Thomas	2006	165
3.	JORDYN BROOKS	2024	143
4.	Reshad Jones	2015	135
5.	Carlos Dansby	2012	134

Entering Week 2, Brooks is one of five players since he joined the league in 2020 with more than 650 career stops. **He ranks fourth in the NFL with 669 tackles since 2020:**

MOST TACKLES (SINCE 2020)				
RK.	PLAYER (CURRENT TEAM)	SOLO	ASST.	TKLS
1.	Roquan Smith (Bal.)	469	324	793
2.	Foye Oluokun (Jax.)	486	299	784
3.	Bobby Wagner (Was.)	431	342	773
4.	JORDYN BROOKS (MIA.)	399	270	669
5.	Fred Warner (SF)	401	264	663



DEFENSE NOTES

ROBINSON WAS AMONG THE TOP DEFENSIVE ROOKIES

LB Chop Robinson tallied 26 tackles (16 solo), 6.0 sacks, eight tackles for loss, 14 QB hits and four passes defended in his debut season in 2024.

Robinson was a finalist for the 2024 Defensive Rookie of the Year and was selected to the PFWA All-Rookie team. He was the first Dolphins defender to earn a PFWA All-Rookie team selection since LB Jaelan Phillips and S Jevón Holland in 2021.



Robinson's 6.0 sacks and 14 QB hits were both the second-most among first-year players in 2024:

2024 SACK LEADERS (ROOKIES)			
RK.	PLAYER	TEAM	SACKS
1.	Braden Fiske	L.A. Rams	8.5
2.	CHOP ROBINSON	MIAMI	6.0
3.	Jonah Elliss	Denver	5.0
4.	Jared Verse	L.A. Rams	4.5
5.	Laiatu Latu	Indianapolis	4.0

2024 NFL QB HITS LEADERS (ROOKIES)			
RK.	PLAYER	TEAM	QB HITS
1.	Jared Verse	L.A. Rams	18
2.	CHOP ROBINSON	MIAMI	14
3.	Laiatu Latu	Indianapolis	12
4.	Braden Fiske	L.A. Rams	10
5.	Chris Braswell	Tampa Bay	8

DODSON CONTINUES TO MAKE AN IMPACT

LB Tyrel Dodson recorded 13 tackles (six solo) in Week 1 at Indianapolis, with his performance resembling his quick impact in 2024. After joining the team via waivers in Week 11 last season, he quickly became a staple of the NFL's fourth-ranked defense.

Dodson recorded a one-handed interception in Miami's Week 12 victory over New England and had an impressive outing in Week 17 at Cleveland, grabbing another pick and leading the team with 15 tackles – the most by a Dolphins player since Jerome Baker had 16 against New England in Week 1 of the 2020 season.

He became the **seventh Dolphin to record 15 tackles in a game** since tackles became officially tracked in 1994 and **the first with 15 stops plus an interception** in that span.

Dodson then picked off QB Aaron Rodgers in Week 18 at the N.Y. Jets on Miami's first defensive play of the game, finishing the season with a **team-leading three interceptions**.

He was the **only linebacker in the 2024 season to have three interceptions and one of six players with at least three interceptions from the time he joined the team in Week 11 to Week 18**.

CHUBB AND PHILLIPS BOLSTER THE PASS RUSH

LB Bradley Chubb and LB Jaelan Phillips are looking to bolster Miami's pass rush after returning to the field in 2025.

Chubb, who missed the 2024 campaign recovering from injury, recorded his first sack in Week 1 at Indianapolis since totaling 11.0 in 2023.

A two-time Pro Bowl selection (2020, 2022) and a 2025 Dolphins team captain, Chubb has recorded **40.5 sacks in his career** and his **13 forced fumbles are tied for the ninth-most among active players since he was drafted in 2018**.

Phillips was off to a strong start in 2024 before an injury sidelined him for the remainder of the season in Week 4.

Since being drafted by Miami in 2021, Phillips has been a constant disruptor for opposing offenses, **recording 23.0 sacks in just 46 games**.





DEFENSE NOTES

FITZPATRICK RETURNS TO SOUTH FLORIDA

S Minkah Fitzpatrick returns for his second stint with the Dolphins after being acquired by way of a trade with Pittsburgh. The 11th overall selection by Miami in the 2018 NFL Draft, Fitzpatrick joins the Dolphins' top-five ranked defense from a year ago.

A five-time Pro Bowler and three-time first-team All-Pro selection, Fitzpatrick has totaled 614 tackles (403 solo), 20 interceptions with four returned for touchdowns, 55 passes defended, five forced fumbles and five fumble recoveries.

His 20 interceptions are the eighth-most in the NFL since entering the league in 2018:

MOST INTERCEPTIONS (SINCE 2018)			
RK.	PLAYER	TEAM	INTs
1.	Justin Simmons	Den./Atl.	28
2.	J.C. Jackson	NE/LAC	26
3.	Tyrann Mathieu	Hou./KC/NO	25
	Xavien Howard	Mia./Ind.	25
5.	Jessie Bates III	Cin./Atl.	24
6.	Kevin Byard	Ten./Phi./Chi.	21
	Quandre Diggs	Det./Sea./Ten.	21
8.	MINKAH FITZPATRICK	MIA./PIT.	20
	Trevon Diggs	Dal.	20
	Harrison Smith	Min.	20

FREE AGENTS BRING PLAYMAKING TO MIAMI SECONDARY

The Dolphins added two safeties in free agency, signing **S Ashtyn Davis** and **S Ifeatu Melifonwu**, helping Miami solidify its secondary.

Davis has averaged a takeaway every 150.1 defensive snaps, the third best mark in the NFL since 2021:

DEFENSIVE SNAPS PER TAKEAWAY SINCE 2021 (min. 1,000 snaps)					
RK.	PLAYER	TEAM	SNAPs	TAs	RATE
1.	DaRon Bland	Dal.	1,955	15	139.6
2.	C. Gardner-Johnson	NO/Det./Phi.	2,386	16	149.1
3.	ASHTYN DAVIS	NYJ	1,201	11	150.1
4.	Kerby Joseph	Det.	2,756	18	162.1
5.	Trevon Diggs	Dal.	2,794	18	164.3

Melifonwu brings versatility to the defensive backfield with experience at both safety and cornerback. Melifonwu's career totals include 74 tackles (57 solo), 4.5 sacks, 2 interceptions, 13 passes defended, one forced fumble and two fumble recoveries.

Miami also added **CB Rasul Douglas** and **CB Jack Jones** via free agency and claimed **CB JuJu Brents** off waivers to strengthen the cornerbacks room.

Douglas brings veteran presence into the room, having appeared 121 career games with 80 starts. He has been regarded as one of the best playmaking cornerbacks since he entered the league in 2017. **His 426 tackles are the fifth most among active cornerbacks since he entered the NFL in 2017:**

MOST TACKLES AMONG ACTIVE CORNERBACKS (SINCE 2017)			
RK.	PLAYER	TEAM	TKLS
1.	Kenny Moore II	Ind.	590
2.	Taron Johnson	Buf.	514
3.	Jalen Ramsey	Jax./LAC/Mia./Pit.	472
4.	Marlon Humphrey	Bal.	444
5.	RASUL DOUGLAS	CAR./GB/BUF./MIA.	426

DOLPHINS PICK UP DEFENSIVE TALENT IN THE DRAFT

Miami emphasized adding talent to the defensive side of the ball by selecting defensive players with five of their eight selections.

Three of those five selections bolstered the defensive front, as Miami picked **DT Kenneth Grant** in the first round (13th overall), **DT Jordan Phillips** in the fifth round (143rd overall) and **DT Zeek Biggers** in the seventh round (253rd overall).

Phillips and Grant had strong debuts in Week 1 at Indianapolis, **leading the NFL in stops among rookie defensive tackles with five and four tackles, respectively.**



The Dolphins also fortified their backfield by selecting **CB Jason Marshall Jr.** (150th overall) and **S Dante Trader Jr.** (155th overall) in the fifth round.



SPECIAL TEAMS NOTES

KICKOFF RETURN STARTS STRONG UNDER AUKERMAN

The Dolphins special teams unit, led by new coordinator **Craig Aukerman**, totaled 169 yards on seven kickoff returns (24.1 avg.) in Week 1 at Indianapolis.

WR Dee Eskridge led the charge with four kickoff returns for 109 yards (27.3 avg.), while second-year **WR Malik Washington** totaled three kickoff returns for 60 yards (20.0 avg.).



Washington's performance was a continuation from his rookie campaign in 2024.

He averaged 30.7 yards per kickoff return a year ago, leading all rookies and **ranking second in a single season in Dolphins history** (min. 14 returns):

DOLPHINS SINGLE-SEASON KICK RETURN AVERAGE LEADERS

RK.	PLAYER	YEAR	KRs	YDS	AVG.
1.	Duriel Harris	1976	17	559	32.9
2.	MALIK WASHINGTON	2024	14	430	30.7
3.	Jakeem Grant	2018	18	535	29.7
4.	Gary Davis	1977	14	414	29.6
5.	Mercury Morris	1970	28	812	29.0

In Week 18 against the Jets, Washington recorded a 67-yard kickoff return, the longest of his career.

Washington's 67-yard kickoff return was also the longest by a Dolphins player since Jakeem Grant had a 101-yard kick return touchdown on Nov. 17, 2019 against Buffalo.

SANDERS HAD A HISTORIC 2024 SEASON

K Jason Sanders had one of the most productive seasons of his career in 2024, setting career highs in field goals (37), field goals made from 50-plus yards (12) and consecutive field goals made (27).

He converted 37-of-41 field goals attempts last season (90.2 pct.), the fourth-most in the NFL:

NFL FIELD GOALS MADE LEADERS (2024)

RK.	PLAYER	TEAM	FGM	FGA	PCT.
1.	Chris Boswell	Pittsburgh	41	44	93.0
2.	Brandon Aubrey	Dallas	40	47	85.1
3.	Cameron Dicker	L.A. Chargers	39	42	92.9
4.	JASON SANDERS	MIAMI	37	41	90.2
5.	Ka'im'i Fairbairn	Houston	36	42	85.7

His 37 field goals set a new career high and were the second-most in a season in franchise history:

DOLPHINS SINGLE-SEASON FIELD GOALS MADE LEADERS

RK.	PLAYER	YEAR	FGM	FGA	PCT.
1.	Olindo Mare	1999	39	46	84.8
2.	JASON SANDERS	2024	37	41	90.2
3.	Jason Sanders	2020	36	39	92.3

BAILEY BOASTS STRONG 2024 CAMPAIGN

P Jake Bailey concluded the 2024 campaign with 56 punts for 2,639 yards—47.1 gross punt average, 40.5 net average—with 22 punts inside the 20-yard line.

Bailey's gross punt average of 47.1 yards was the fifth-best mark in a season in franchise history:

DOLPHINS SINGLE-SEASON GROSS PUNTING AVERAGE LEADERS

RK.	PLAYER	YEAR	PUNTS	YDS	AVG.
1.	Brandon Fields	2012	73	3,666	50.2
2.	Brandon Fields	2011	78	3,810	48.85
3.	Brandon Fields	2013	85	4,150	48.82
4.	Matt Darr	2015	92	4,380	47.6
5.	JAKE BAILEY	2024	56	2,639	47.1

Now on his third season with Miami, Bailey's net punting average of 40.6 yards is the best mark in franchise history among Dolphins with at least 100 punts:

DOLPHINS NET PUNTING AVERAGE LEADERS (min. 100 punts)

RK.	PLAYER	YEARS	PUNTS	N/YDS	NET
1.	JAKE BAILEY	2023-PRES.	110	5,105	40.6
2.	Matt Haack	2017-20	307	12,294	39.9
3.	Matt Darr	2015-16	182	7,245	39.8

DOLPHINS ADD EXPERIENCE TO SPECIAL TEAMS UNIT

Miami signed **LS Joe Cardona** during the 2025 offseason to bolster the special teams corps.

Cardona, a two-time Super Bowl champion and team captain for New England in 2024, adds experience and stability to Miami's special teams. He has appeared in 160 games in the regular season and 13 in the postseason.



WHAT TO LOOK FOR IN 2025

RB DE'VON ACHANE...

- Needs 72 receptions to become the fourth running back in NFL history to record at least 75 receptions in two of his first three seasons in the league.
- Has 10 receiving touchdowns. Needs five receiving touchdowns to become the third running back in NFL history to catch at least 15 touchdowns in the first three seasons of his career.
- Needs five receiving touchdowns to become the second NFL running back to record at least six receiving touchdowns in two of his first three NFL seasons.
- Has 24 total touchdowns in his career. Needs 11 total touchdowns to become the first Dolphins running back to score at least 35 touchdowns in his first three NFL seasons.
- Has 1,762 rushing yards in his career. Needs 238 rushing yards to reach 2,000 in his career and become the fifth Dolphins running back to reach that mark in his first three NFL seasons.
- Has 14 rushing touchdowns in his career. Needs six rushing touchdowns to reach 20 and become the third Dolphins running back to reach that mark in his first three NFL seasons.
- Has 809 receiving yards in his career. Needs 191 to reach 1,000 and become the fourth Dolphins running back to reach that mark in his first three NFL seasons.
- Has 2,571 yards from scrimmage in his career. Needs 929 yards from scrimmage to become the first Dolphins player to reach 3,500 in his first three NFL seasons.
- Has 108 receptions in his career. Needs 17 to reach 125 receptions and become the third Dolphins running back to reach that mark in his first three NFL seasons.

P JAKE BAILEY...

- Has 93 games played. Needs seven games played to reach 100 in his career.
- Has 332 punts. Needs 18 punts to reach 350 in his career.
- Has had 145 punts land inside the 20. Needs five more to reach 150 in his career.

OL LARRY BOROM...

- Has 48 games played. Needs two games played to reach 50 in his career.

OL AARON BREWER...

- Has 76 games played. Needs four games played to reach 80 in his career.
- Has 58 starts. Needs two starts to reach 60 in his career.

LB JORDYN BROOKS...

- Has 73 starts. Needs two starts to reach 75 in his career.
- Has 669 tackles. Needs 31 tackles to reach 700 in his career.
- Needs 100 tackles and 3.0 sacks in the 2025 season to become the eighth NFL player in the last 20 years to reach the marks in three consecutive seasons.

LS JOE CARDONA...

- Has 161 games played. Needs 14 games played to reach 175 in his career.

LB BRADLEY CHUBB...

- Has 74 games played. Needs one games played to reach 75 in his career.
- Has 73 starts. Needs two starts to reach 75 in his career.
- Has 257 tackles. Needs 43 tackles to reach 300 in his career.
- Has 40.5 sacks. Needs 9.5 sacks to reach 50.0 in his career.

OL JAMES DANIELS...

- Has 91 games played. Needs nine games played to reach 100 in his career.
- Has 85 starts. Needs 15 starts to reach 100 in his career.

S ASHTYN DAVIS...

- Has 70 games played. Needs five games played to reach 75 in his career.
- Has started in 23 games. Needs two starts to reach 25 in his career.
- Has 155 tackles. Needs 45 tackles to reach 200 in his career.
- Has eight interceptions. Needs two interceptions to reach 10 in his career.

LB TYREL DODSON...

- Has 77 games played. Needs three games played to reach 80 in his career.
- Has 28 starts. Needs two starts to reach 30 in his career.
- Has 248 tackles. Needs 52 to reach 300 in his career.

CB RASUL DOUGLAS...

- Has 121 games played. Needs four games played to reach 125 in his career.
- Has 426 tackles. Needs 24 tackles to reach 450 and 74 to reach 500 in his career.
- Has 19 interceptions. Needs one interception to reach 20 in his career.

CB STORM DUCK...

- Has 15 games played. Needs 10 games played to reach 25 in his career.
- Has 34 tackles. Needs 16 tackles to reach 50 in his career.

S MINKAH FITZPATRICK...

- Has 614 tackles. Needs 86 to reach 700 in his career.
- Can become just the sixth defensive back in NFL history to reach 700 tackles in his first eight seasons.
- Has five defensive touchdowns. Needs two defensive touchdowns to reach seven and become the eighth defensive back in NFL history to reach that mark in his first eight seasons.

LB WILLIE GAY JR....

- Has 73 games played. Needs two games played to reach 75 in his career.
- Has 55 starts. Needs five starts to reach 60 in his career.
- Has 253 tackles. Needs 47 tackles to reach 300 in his career.
- Has 7.0 sacks. Needs 3.0 sacks to reach 10.0 in his career.

WR TYREEK HILL...

- Has 11,138 receiving yards. Needs 862 receiving yards to reach 12,000 in his career. Can become the sixth player in NFL history to reach that mark in his first 10 seasons, joining Jerry Rice (13,275), Julio Jones (12,896), Torry Holt (12,660), Marvin Harrison (12,331) and Randy Moss (12,193).
- Has 802 receptions. Needs 98 receptions to reach 900 in his career.
- Can become the second player in NFL history to reach 12,000 receiving yards and 900 receptions in the first 10 years of his career, joining Marvin Harrison (12,331; 927).
- Has 82 receiving touchdowns. Needs 18 receiving touchdowns to reach 100 in his career.
- Needs 110 receptions in the season to become the second player ever to reach the mark in four or more career seasons, joining Wes Welker (five).



WHAT TO LOOK FOR IN 2025

- Needs six touchdown receptions to become the second player ever to reach the mark in each of his first 10 seasons, joining Marvin Harrison.
- Has 89 scrimmage touchdowns. Needs 11 scrimmage touchdowns to reach 100 in his career.
- Has recorded 36 games of 100-plus receiving yards in his career. Needs six games of 100-plus receiving yards to reach 42 and tie for 10th-most such games among wide receivers in their first 10 seasons.
- Has recorded 18 100-yard receiving games with Miami. Needs four 100-yard receiving games to reach 22 and tie Mark Clayton for second most in team history.
- Has 142 games played. Needs eight games played to reach 150 in his career.
- Has 124 starts. Needs two starts to reach 125 in his career.

FB ALEC INGOLD...

- Has 91 games played. Needs nine games played to reach 100 in his career.
- Has 49 starts. Needs one start to reach 50 in his career.

OL AUSTIN JACKSON...

- Has 57 games played. Needs three games played to reach 60 in his career.
- Has 55 starts. Needs five starts to reach 60 in his career.

DT BENITO JONES...

- Has 58 games played. Needs two games played to reach 60 in his career.
- Has 31 starts. Needs nine starts to reach 40 in his career.

LB MATTHEW JUDON...

- Has 97 starts. Needs three starts to reach 100 in his career.
- Has 409 tackles. Needs 41 tackles to reach 450 in his career.
- Has 72.0 sacks. Needs 3.0 sacks to reach 75.0 in his career.

T KENDALL LAMM...

- Has 119 games played. Need one game played to reach 120 and six to reach 125 in his career.
- Has 44 starts. Needs six starts to reach 50 in his career.

LB JAEAN PHILLIPS...

- Has 47 games played. Needs three games played to reach 50 in his career.
- Has 30 starts. Needs 10 starts to reach 40 in his career.
- Has 23.0 sacks. Needs 2.0 sacks to reach 25.0 in his career.

LB CHOP ROBINSON...

- Has 6.0 sacks. Needs 4.0 sacks to reach 10.0 in his career.
- Needs 10.0 sacks to reach 16.0 and tie Bryan Cox for the most sacks by a Dolphins player in his first two NFL seasons.

DT ZACH SIELER...

- Has 92 games played. Needs eight games played to reach 100 in his career.
- Has 66 starts. Needs nine starts to reach 75 in his career.
- Needs 10.0 sacks in the 2025 season to become the 13th NFL player and the seventh defensive lineman in the last 10 years to record double-digit sacks in three consecutive seasons.

- Needs 10.0 sacks and one interception in the 2025 season to become just the third player since sacks became an official stat in 1982 to reach the marks in three consecutive seasons, joining Neil Smith (1992-94) and Jared Allen (2009-11).

QB TUA TAGOVAILOA...

- Has 15,620 passing yards. Needs 3,380 passing yards to become the third Dolphins player to reach 19,000 in his career.
- Has 101 touchdown passes. Needs 23 touchdown passes to reach 124 and move into third place in franchise history.
- Has 16 300-yard passing games. Needs one 300-yard passing game to reach 17 and pass Ryan Tannehill for second-most such games in franchise history.
- Needs a passer rating of at least 100.0 in the 2025 season to become the fifth NFL quarterback since passer rating was introduced in 1973 to have four consecutive seasons with a passer rating of 100.0 or better.
- Needs 4,000 passing yards in the season to become the third Dolphins quarterback to have multiple 4,000-yard seasons.
- Has 65 games played. Needs 10 games played to reach 75 in his career.
- Has 63 starts. Needs 12 starts to reach 75 in his career.

WR JAYLEN WADDLE...

- Has 63 games played. Needs 12 games played to reach 75 in his career.
- Has 63 starts. Needs 12 starts to reach 75 in his career.
- Has 313 receptions. Needs 87 receptions to reach 400 in his career.
- Has 4,159 receiving yards. Needs 841 receiving yards to reach 5,000 in his career and 437 to reach 4,596 and break the franchise record for most receiving yards in the first five seasons of an NFL career.
- Has 12 100-yard receiving games. Needs five 100-yard receiving games to reach 17 and tie Chris Chambers for fourth most in team history.

TE DARREN WALLER...

- Has 86 games played. Needs 14 games played to reach 100 in his career.
- Has 63 starts. Needs 12 starts to reach 75 in his career.
- Has 350 receptions. Needs 50 receptions to reach 400 in his career.
- Has 4,124 receiving yards. Needs 876 receiving yards to reach 5,000 in his career.

WR NICK WESTBROOK-IKHINE...

- Has 79 games played. Needs one game played to reach 80 in his career.
- Has 39 starts. Needs 11 starts to reach 50 in his career.
- Has 1,780 receiving yards. Needs 220 receiving yards to reach 2,000 in his career.
- Has 19 receiving touchdowns. Needs one receiving touchdown to reach 20 in his career.

THE MIAMI DOLPHINS...

- Have a home regular-season record of 291-163-3, including in neutral sites and international games in which the Dolphins were designated as the home team. Need nine wins as the designated home team to reach 300 home regular-season wins all time.
- Have not allowed a 100-yard rusher in 34 consecutive games. Need two consecutive games without allowing a 100-yard rusher to reach 36 and tie for fourth most such games since 2000.



DOLPHINS-PATRIOTS MATCHUP

SOUTH FLORIDA CONNECTIONS

PATRIOTS	SCHOOL/HOMETOWN
K Andy Borregales	University of Miami (2021-24)
Tight Ends/Pass Game Coord. Thomas Brown	University of Miami (2016-18) <i>Offensive Coord./RBs</i>
CB Carlton Davis III	Miami Norland HS/Miami, Fla.
Sr. Personnel Executive Alonzo Highsmith	Christopher Columbus HS/Miami, Fla. University of Miami (1983-86, 2022-23) <i>Played Running Back (1983-86) GM of Football Operations (2022-23)</i>

NEW ENGLAND CONNECTIONS

DOLPHINS	SCHOOL/HOMETOWN
Cornerbacks Coach Mathieu Araujo	Apponequet Regional HS/East Freetown, Mass. Bridgewater State (2011-14) <i>Played Wide Receiver & Defensive Back</i>
QB's Coach/Pass Game Coordinator Darrell Bevell	University of Connecticut (1998-99) <i>Wide Receivers Coach</i>
General Manager Chris Grier	Holliston HS/Holliston, Mass. University of Massachusetts-Amherst
Run Game Specialist Chandler Henley	Yale University (2002-06, 2015-17) <i>Played Wide Receiver (2002-06) Tight Ends Coach (2015-17)</i>
S Ifeatu Melifonwu	Grafton HS/South Grafton, Mass.
Head Coach Mike McDaniel	Yale University (2001-04) <i>Played Wide Receiver</i>
Head Strength & Conditioning Coach Dave Puloka	Arlington HS/Arlington, Mass. College of Holy Cross (1997-2000) <i>Played Defensive End</i>
Defensive Assistant Sean Ryan	Boston College (2001-02) <i>Graduate Assistant/Wide Receivers Coach Harvard University (2006) Running Backs Coach</i>

FORMER PATRIOTS

DOLPHINS PLAYERS	NOTES
P Jake Bailey (2019-22)	58 GP; 223 punts (45.9 avg.)
LS Joe Cardona (2015-24)	160 GP; 20 ST tkls; (13 solo), 1 ST FF.
LB Matthew Judon (2021-23)	38 GP, 33 GS; 133 tkls (84 solo), 32.0 sacks, 4 PDs, 2 FFs, 2 FR.

DOLPHINS COACH/STAFF	ROLE WITH PATRIOTS
Asst. General Manager Marvin Allen (1988-91, 1993-2008)	Played RB (1988-91); 37 GP with 3 GS; 94 carries for 378 yds (4.0 avg.), 2 TDs. Area Scout (1993-2008)
General Manager Chris Grier (1994-99)	Scouting Intern (1994) Regional Scout (1995-99)

FORMER DOLPHINS





PATRIOTS PLAYERS	NOTES
WR Mack Hollins	37 GP, 5 GS; 30 rec, 399 yds, 5 TDs; 5 ST tkls

PATRIOTS COACHES	ROLE WITH DOLPHINS
OL Coach Doug Marrone (1987)	Played OL; 4 GP.
DC Terrell Williams (2015-17)	Defensive Line Coach

NOTABLE COLLEGE CONNECTIONS

PATRIOTS		DOLPHINS
LB Anfernee Jennings (2015-19) DT Christian Barmore (2018-20)		QB Tua Tagovailoa (2017-19) WR Jaylen Waddle (2018-20)
CB Carlton Davis III (2015-17)		LB K.J. Britt (2017-20)
DL Khyiris Tonga (2017-20)		QB Zach Wilson (2018-20)
S Jaylinn Hawkins (2015-19) S Craig Woodson (2019-24)		S Ashtyn Davis (2015-19) LB Cameron Goode (2016-21)
DE Keion White (2019-22)		DT Zeek Biggers (2020-24)
Special Teams Assistant Coach Tom Quinn (1996-98) <i>Defensive Coordinator</i>		Head S&C Coach Dave Puloka (1997-2000) <i>Played Defensive End</i>
CB Marcus Jones (2019-21)		T Patrick Paul (2019-23)
T Vederian Lowe (2017-21)		DL Coach Austin Clark (2018-19) <i>Defensive Line Coach</i>
QB Drake Maye (2021-23)		CB Storm Duck (2019-22) Off. Asst. Rob Everett (2022) <i>Offensive Analyst</i>
C Garrett Bradbury (2014-18)		LB Bradley Chubb (2014-17)
CB D.J. James (2019-21)		Asst. WRs Coach Jonathan Krause (2018-20) <i>Graduate Assistant</i>
T Caedan Wallace (2019-23) LB Curtis Jacobs (2020-23)		LB Chop Robinson (2022-23)
TE Austin Hooper (2013-15)		P Jake Bailey (2015-18)
LB Robert Spillane (2014-17)		WR Dee Eskridge (2016-2020)









NOTABLE PRO CONNECTIONS

PATRIOTS		DOLPHINS
TE Austin Hooper (2016-19) S Jaylinn Hawkins (2020-23)		HC Mike McDaniel (2015-16) <i>Offensive Assistant</i> T Kion Smith (2021)
OT Morgan Moses (2022-23)		DC Anthony Weaver (2021-23) DL/Run Game Coord. (2021-22) Asst. HC/DL Coach (2023)
WR Stefon Diggs (2020-23)		LB Tyrel Dodson (2019-23)
Sr. Off. Asst. Ben McAdoo (2022) <i>Offensive Coordinator</i> Asst. Offensive Line Coach Robert Kugler (2022-23) <i>Asst. Offensive Line Coach</i>		Defensive Assistant Sean Ryan (2021-22) <i>Quarterbacks Coach</i>
TE Austin Hooper (2020-21)		DB Elijah Campbell (2018) T Kendall Lamm (2019-20)
DB Corey Ballentine (2022-24)		OL Coach Butch Barry (2020) <i>Senior Analyst</i> LBs Coach/Run Game Coord. Joe Barry (2021-23) <i>Defensive Coordinator</i> CB Rasul Douglas (2023-24)
CB Alex Austin (2023) WR Stefon Diggs (2024)		Sr. Pass Game Coord. Bobby Slowik (2023-24) <i>Offensive Coordinator</i>



DOLPHINS-PATRIOTS MATCHUP

NOTABLE PRO CONNECTIONS CONTINUED

LB Darius Harris (2020-23)		WR Tyreek Hill (2016-21) LB Willie Gay Jr. (2020-23)
ST Asst. Tom Quinn (2006-21) Asst. Special Teams (2006, 2018-21) ST Coordinator (2007-17)		Defensive Assistant Sean Ryan (2007-15) Off. Quality Control (2007-09) WRs Coach (2010-11, 2014-15) Quarterbacks Coach (2012-13)
DB Corey Ballentine (2020) OT Morgan Moses (2021)		DB Elijah Campbell (2020-21) QB Zach Wilson (2021-23)
LB Robert Spillane (2019-22) LB Mark Robinson (2022-24)		S Minkah Fitzpatrick (2019-24)
C Ben Brown (2023)		LB Jordyn Brooks (2020-23) WR Dee Eskridge (2021-23) Asst. Def. Backs Coach DeShawn Shead (2021-23) Def. Asst./Def. Backs (2021) Asst. Def. Backs (2022) Asst. Def. Backs/CBs (2023)
CB Carlton Davis III (2018-23)		LB K.J. Britt (2021-24)
HC Mike Vrabel (2018-23) Head Coach Safetyes Coach Scott Booker (2018-23) Def. Asst. (2018-19) Safetyes (2020-23) RBs Coach Tony Dews (2018-23) RBs Coach (2018-22) TEs Coach (2023) Asst. OL Coach Jason Houghtaling (2021-23) OL Asst. (2021-22) OL Coach (2023) LB Harold Landry III (2018-24) DC Terrell Williams (2018-23) Defensive Line (2018-22) Asst. HC/OL (2023) LB Jack Gibbens (2022-24)		OL Aaron Brewer (2020-23) WR Nick Westbrook-Ikhine (2020-24) T Kendall Lamm (2021)
OT Morgan Moses (2014-20) RB Antonio Gibson (2020-23)		LBs/Run Game Coord. Joe Barry (2015-16) Defensive Coordinator OL James Daniels (2023-24)

SERIES HISTORY

REGULAR SEASON: MIAMI LEADS 63-53

POSTSEASON: NEW ENGLAND LEADS 2-1

LAST 5 MEETINGS

DATE	GAME
1/1/23	at New England 23, Miami 21
9/17/23	Miami 24, at New England 17
10/29/23	at Miami 31, New England 17
10/6/24	Miami 15, at New England 10
11/24/24	at Miami 34, New England 15

SERIES FACTS (TEAM)

MIAMI'S LARGEST MARGIN OF VICTORY:

52 (at Miami 52, New England 0, 11/12/72)

NEW ENGLAND'S LARGEST MARGIN OF VICTORY:

43 (New England 43, at Miami 0, 9/15/19)

CURRENT SERIES STREAK:

Miami, 4 (9/17/23 - 11/24/24)

MIAMI'S LARGEST WIN STREAK:

9 (9/17/89 - 11/21/93)

NEW ENGLAND'S LARGEST WIN STREAK:

7 (Twice, last: 10/4/10 - 10/27/13)

MOST POINTS BY MIAMI:

52 (at Miami 52, New England 0, 11/12/72)

MOST POINTS BY NEW ENGLAND:

49 (New England 49, at Miami 28, 10/21/07)

MOST POINTS, BOTH TEAMS:

77 (New England 49, at Miami 28, 10/21/07)

FEWEST POINTS BY MIAMI:

0 (Five times, last: New England 43, at Miami 0, 9/13/19)

FEWEST POINTS BY NEW ENGLAND:

0 (Twice, last: at Miami 21, New England 0, 12/10/06)

FEWEST POINTS, BOTH TEAMS:

3 (at New England 3, Miami 0, 12/12/82)

SERIES SUPERLATIVES

DOLPHINS

RUSHING YARDS:

197, Mercury Morris, at Miami, 9/30/73

PASSING YARDS:

473, Dan Marino, at Miami, 9/4/94

RECEPTIONS:

12, Jim Jensen, at New England, 11/6/88

RECEIVING YARDS:

211, Irving Fryar, at Miami, 9/4/94

PATRIOTS

RUSHING YARDS:

164, Jim Nance, at Miami, 12/17/67

PASSING YARDS:

517, Tom Brady, at Miami, 9/12/11

RECEPTIONS:

13, Julian Edelman, at Miami, 12/15/13

RECEIVING YARDS:

182, Stanley Morgan, at New England, 11/8/81



DOLPHINS-PATRIOTS MATCHUP

HOW THEY COMPARE

DOLPHINS		CATEGORY	PATRIOTS	
STAT	RNK		RNK	STAT
211.0	30	Total Offense	12	336.0
133.0	29	Passing Offense	6	276.0
78.0	21t	Rushing Offense	27	60.0
8.0	31	Scoring Offense	24t	13.0
3.0	20t	Sacks Allowed	27t	4.0
50.0	8t	Third Down Offense	27	28.0
418.0	29	Total Defense	26	389.0
262.0	25	Passing Defense	31	333.0
156.0	27	Rushing Defense	5	56.0
33.0	29	Scoring Defense	14t	20.0
1.0	19t	Sacks	3t	4.0
46.7	19t	Third Down Defense	12	38.5
0	19t	Takeaways	9t	1
3	30t	Giveaways	15t	1

STATISTICAL LEADERS

CATEGORY	DOLPHINS		PATRIOTS	
	PLAYER	STAT	PLAYER	STAT
Completion Pct.	T. Tagovailoa	60.9	D.Maye	65.2
Passing Yards	T. Tagovailoa	114	D.Maye	287
Passer Rating	T. Tagovailoa	51.7	D.Maye	80.6
Rushing Yards	D. Achane	55	T.Henderson	27
Yards Per Carry	D. Achane	7.9	R. Stevenson	2.1
Rushing TDs	-	-	-	-
Receptions	T.Hill J.Waddle	4	S.Diggs K.Boutte T.Henderson	6
Receiving Yards	T. Hill	40	K.Boutte	103
Receiving TDs	D. Achane	1	D.Douglas	1
Tackles	J. Brooks	14	C.Elliss	8
Sacks	B.Chubb	1.0	H.Landry III	2.5
Interceptions	-	-	J.Hawkins	1
Forced Fumbles	-	-	-	-
Special Tms Tkls	M.Fitzpatrick	1	-	-

DOLPHINS PLAYERS VS. PATRIOTS#

PLAYER	GP	PASSING				
		A-C-I	YDS	PCT	TD	RTG
T. Tagovailoa	7	223-154-4	1616	69.1	11	98.8
Z. Wilson	5	142-72-7	850	50.7	3	53.4
TOTALS	12	365-226-11	2,466	59.9	14	76.1

PLAYER	GP	RUSHING					
		YDS	AVG	LG	TD		
J. Wright	2	20	114	5.7	17	0	
T. Tagovailoa	7	27	57	2.1	23	3	
D. Achane	3	14	55	3.9	12	0	
Z. Wilson	5	8	48	6	14	0	
T. Hill	10	7	21	3	6	1	
J. Waddle	8	2	6	3	8	0	
A. Ingold	7	2	5	2.5	3	1	
M. Washington	2	1	2	2	2	0	
J. Bailey	4	1	0	0	0	0	
TOTALS	48	82	308	3.8	23	5	

PLAYER	GP	RECEIVING					
		NO	YDS	AVG	LG	TD	
T. Hill	10	60	819	13.7	75	7	
J. Waddle	8	39	606	15.5	42	5	
N. Westbrook-Ikhine	2	7	75	10.7	24	2	
D. Waller	3	6	60	10	25	2	
D. Achane	3	5	27	5.4	11	2	
A. Ingold	7	3	24	8	11	0	
J. Hill	3	2	12	6	8	0	
M. Washington	2	1	1	1	1	0	
TOTALS	38	122	1624	13.3	75	18	

PLAYER	GP	DEFENSE							
		TOT	SK	INT	PD	FF	FR		
M. Fitzpatrick	5	34	0	2	3	1	1		
Z. Sieler	11	31	4.0	0	1	1	1		
T. Dodson	9	30	0	1	1	1	0		
A. Davis	7	21	0	1	4	0	0		
J. Brooks	3	16	0	0	0	0	1		
B. Chubb	3	14	3.0	0	0	2	0		
Ja. Phillips	5	14	1.0	0	0	0	2		
M. Judon	3	8	1.0	0	0	0	0		
C. Robinson	2	7	1.5	0	2	0	0		
R. Douglas	4	6	0	2	3	0	0		
W. Gay Jr.	2	4	0	1	1	0	0		
E. Campbell	6	4	0	0	0	0	0		
B. Jones	4	3	0	0	0	0	0		
S. Duck	2	3	0	0	1	0	0		
I. Melifonwu	1	1	0	0	0	0	0		
M. Butler	1	1	0	0	0	0	0		
TOTALS	68	197	10.5	7	16	5	5		

PLAYER	GP	PUNTING						
		NO	YDS	AVG	LG	TB	I20	NET
J. Bailey	4	13	618	47.5	63	1	5	38.1
TOTALS	4	1	618	47.5	63	1	5	38.1

regular season only



THE LAST MEETING

2024 - WEEK 12

NOV. 24, 2024 | MIAMI GARDENS FLA.
HARD ROCK STADIUM
ATTENDANCE: 65,479 | TV: CBS

NEW ENGLAND 15	MIAMI 34
----------------	----------

The Miami Dolphins turned in a dominant 34-15 win over the New England Patriots on Sunday afternoon at Hard Rock Stadium, improving to 5-6 on the season ahead of a quick turnaround for a Thanksgiving night game in Green Bay later this week. QB Tua Tagovailoa led the day, completing 29-of-40 passes, throwing for 317 yards and recording his first four-touchdown performance since Week 3 of the 2023 season.

The aerial attack got a boost from WR Jaylen Waddle, who turned in a season-high 144 yards and a touchdown on eight receptions (18.0 avg.). TE Jonnu Smith totaled a team-high nine receptions for 87 yards (9.7 avg.) and a touchdown, and WR Tyreek Hill added five catches for 48 yards (9.6 avg.). RB De'Von Achane had two scores, as he tallied 56 scrimmage yards.

After both teams traded punts on their opening drives, New England rookie QB Drake Maye orchestrated a 12-play sequence that gave the Patriots a chance to strike first but a missed field goal stopped the drive.

Tagovailoa commanded an eight-play, 65-yard touchdown drive. The quarterback connected with Smith on three occasions, finding him for seven yards and the game's first score. This gave Miami a 7-0 lead with – a lead which they would not surrender for the rest of the game.

After rookie LB Chop Robinson's third career sack forced a Patriots three-and-out on the ensuing drive, Miami drove downfield and scored once again. This nine-play, 68-yard drive, which included completions of 14 and 17 yards to Waddle, was capped off by an nine-yard swing pass to Achane, who ran into the end zone to stretch the Dolphins' lead to 14-0. Tagovailoa continued to dominate in the second quarter, leading two more scoring drives, as Achane added another touchdown on an 11-yard pass and K Jason Sanders drilled a 21-yard field goal just before the half. The team entered the locker room with a 24-0 lead, thanks to another strong showing from the defense, who forced three consecutive Patriots three-and-outs in the stanza.

The Dolphins extended their lead in the third quarter, after Miami's defense forced a turnover, leading to the first points of the second half. On a third-and-3 from the 50-yard line, defensive tackle Zach Sieler sacked Maye, forcing a fumble that was recovered by linebacker Jordyn Brooks and returned to New England's 25-yard line. Two plays later, Tagovailoa found Waddle in the end zone for a 23-yard touchdown to give Miami a 31-0 lead with 1:37 left in the third quarter.

Despite Miami's 31-point lead entering the fourth quarter, the Patriots continued to battle. With 13:43 remaining in the game, Maye found tight end Austin Hooper on a fourth-and-15 play to get New England on the board with a 38-yard touchdown. The Patriots continued to chip into the lead, as cornerback Christian Gonzalez scooped up a fumble on a botched Miami handoff two drives later, returning it 63 yards for a touchdown. A converted two-point try by the Patriots brought the lead to within two scores, as the Dolphins held a 31-15 advantage with 10:10 to play.

New England's momentum was short-lived, however, as on their next offensive drive, Maye was picked off by linebacker Tyrel Dodson, who corralled the takeaway with one hand. Sanders nailed the 51-yard field goal that followed, extending Miami's lead back up to three scores and cementing the win.

GAME STATISTICS

RUSHING (Att-Yds-TD):

New England: A. Gibson 6-31-0, D. Maye 5-26-0, J. Hasty 1-15-0,
R. Stevenson 8-13-0, D. Douglas 1-1-0.
Miami: D. Achane 10-32-0, J. Wright 7-28-0, R. Mostert 2-5-0,
M. Washington 1-2-0, J. Smith 1-0-0, T. Tagovailoa 3-(-2)-0.

PASSING (A-C-Y-TD-Int):

New England: D. Maye 37-222-1-1, K. Bourne 1-0-0-0-0.
Miami: T. Tagovailoa 40-29-317-4-0.

RECEIVING (Rec-Yds-TD):

New England: D. Douglas 5-62-0, H. Henry 5-44-0, A. Hooper 4-59-1, K. Bourne 3-30-0, J. Hasty 2-0-0, A. Gibson 1-14-0, J. Polk 1-7-0, K. Boultte 1-6-0.
Miami: J. Smith 9-87-1, J. Waddle 8-144-1, T. Hill 5-48-0, D. Achane 3-24-2, J. Hill 1-8-0, D. Smythe 1-8-0, M. Washington 1-1-0, R. Mostert 1-(-3)-0.

SACKS (Sk-Yds):

New England: B. Schooler 1-0-7, C. Barmore 1-0-2.
Miami: C. Robinson 1.5-11.5, Z. Sieler 1-0-13, J. Ramsey 1-0-12, E. Ogbah 0.5-2.5.

INTERCEPTIONS (Int-Yds):

New England: None.
Miami: T. Dodson 1-0.

FORCED FUMBLES:

New England: M. Mapu 1.
Miami: Z. Sieler 1.

FUMBLE RECOVERIES (No-Yds):

New England: C. Gonzalez 1-63t.
Miami: J. Brooks 1-12.

TEAM STATS	NE	MIAMI
FIRST DOWNS	14	23
By Rushing	4	2
By Passing	8	19
By Penalty	2	2
THIRD DOWN EFFICIENCY	3-14-21.4%	4-12-33.3%
FOURTH DOWN EFFICIENCY	1-3-33.3%	0-0-0.0%
TOTAL NET YARDS	269	373
Total Offensive Plays	63	66
Average gain per offensive play	4.3	5.7
NET YARDS RUSHING	86	65
Total Rushing Plays	21	24
Average gain per rushing play	4.1	2.7
NET YARDS PASSING	183	308
Sacks-Yards	4-39	2-9
Gross yards passing	222	317
ATTEMPTS-COMPLETIONS-INTS	38-22-1	40-29-0
Avg. gain per pass play	4.4	7.3
PUNTS NUMBER AND AVG.	5-51.8	5-48.0
Net Punting Average	44.8	40.4
TOTAL RETURN YARDAGE	38	15
No. and Yards Punt Returns	3-38	2-15
No. and Yards Kickoff Returns	0-0	0-0
No. and Yards Int. Returns	0-0	0-0
PENALTIES Number and Yards	10-75	3-17
FUMBLES Number and Lost	1-1	1-1
RED ZONE EFFICIENCY	0-0-0.0%	3-4-75.0%
GOAL TO GO EFFICIENCY	0-0-0.0%	2-3-66.7%
TIME OF POSSESSION	27:56	32:04

SCORING SUMMARY

	1	2	3	4	F
New England	0	0	0	15	15
Miami	0	24	7	3	34

SCORING DRIVES

TEAM	QTR	TIME	PLAY (EXTRA POINT) (DRIVE INFO)	NE	MIA
Dolphins	2	14:10	J. Smith 7 yd. pass from T. Tagovailoa (J. Sanders kick) (8-65, 3:57)	0	7
Dolphins	2	7:50	D. Achane 9 yd. pass from T. Tagovailoa (J. Sanders kick) (9-66, 4:47)	0	14
Dolphins	2	1:50	D. Achane 11 yd. pass from T. Tagovailoa (J. Sanders kick) (10-80, 4:13)	0	21
Dolphins	2	0:02	J. Sanders 21 yd. Field Goal (7-56, 1:26)	0	24
Dolphins	3	1:37	J. Waddle 23 yd. pass from T. Tagovailoa (J. Sanders kick) (2-25, 0:42)	0	31
Patriots	4	13:43	A. Hooper 38 yd. pass from D. Maye (J. Slye kick) (8-70, 2:54)	7	31
Patriots	4	10:10	C. Gonzalez 63 yd. fumble return (D. Maye-R. Stevenson Pass)	15	31
Dolphins	4	3:33	J. Sanders 51 yd. Field Goal (6-21, 1:40)	15	34



FREE AGENCY TRACKER & ACQUISITIONS

The Dolphins were active in the 2025 free agency market and made several moves in the offseason. The team re-signed five players and also added 18 veterans to the roster this year. Below tracks the players the team has signed, as well as those who ended the 2024 season on Miami's roster and their current status.

PLAYERS RETAINED OR ADDED

RE-SIGNED (5)

Elijah Campbell	DB
Tyrel Dodson	LB
Dee Eskridge	WR
Liam Eichenberg*	OL
Benito Jones	DT

UNRESTRICTED FREE AGENTS SIGNED (8)

Larry Borom	OL	Chicago
K.J. Britt	LB	Tampa Bay
James Daniels	OL	Pittsburgh
Ashtyn Davis	S	N.Y. Jets
Willie Gay Jr.	LB	New Orleans
Ifeatu Melifonwu	S	Detroit
Nick Westbrook-Ikhine	WR	Tennessee
Zach Wilson	QB	Denver

FREE AGENTS SIGNED (6)

Daniel Brunskill	OL
Joe Cardona	LS
Rasul Douglas	CB
Jack Jones	CB
Matthew Judon	LB
Kendall Lamm	T

ACQUIRED VIA TRADE (2)

Minkah Fitzpatrick	S	Pittsburgh
Darren Waller	TE	N.Y. Giants

ACQUIRED VIA WAIVERS (2)

JuJu Brents	CB	Indianapolis
Matthew Butler	DT	Las Vegas

PLAYERS FROM 2024 ROSTER NOT CURRENTLY WITH THE DOLPHINS

**53-man roster at the end of the season*

FREE AGENTS (15)

Braxton Berrios	WR	Houston
Calais Campbell	DT	Arizona
River Cracraft	WR	
Da'Shawn Hand	DT	L.A. Chargers
Jevón Holland	S	N.Y. Giants
Tyler Huntley	QB	Baltimore
Robert Jones	OL	Dallas
Jake McQuaide	LS	
Siran Neal	CB	San Francisco
Emmanuel Ogbah	LB	Jacksonville
Jordan Poyer	S	Buffalo
Duke Riley	LB	
Jack Stoll	TE	New Orleans
Anthony Walker Jr.	LB	Indianapolis
Isaiah Wynn	OL	

RELEASED (3)

Kendall Fuller	CB	
Raheem Mostert	RB	Las Vegas
Durham Smythe	TE	Chicago

TRADED (2)

Jalen Ramsey	CB	Pittsburgh
Jonnu Smith	TE	Pittsburgh

RETIRED (1)

Terron Armstead	T	
-----------------	---	--

**Currently on reserve/PUP*

as of Sept. 9, 2025



MIAMI DOLPHINS 2025 ROOKIE CLASS

Rd 7 // Pick 253



**Zeek
BIGGERS**

Georgia Tech // DT
6-6 // 319


Rd 7 // Pick 231



**Quinn
EWERS**

Texas // QB
6-2 // 209

Rd 6 // Pick 179



**Ollie
GORDON II**

Oklahoma State // RB
6-2 // 225

Rd 1 // Pick 13



**Kenneth
GRANT**

Michigan // DT
6-3 // 335

Rd 5 // Pick 150



**Jason
MARSHALL JR.**

Florida // CB
6-0 // 204

Rd 5 // Pick 143



**Jordan
PHILLIPS**

Maryland // DT
6-3 // 305

Rd 2 // Pick 37



**Jonah
SAVAIONAEA**

Arizona // OL
6-5 // 326

Rd 5 // Pick 155



**Dante
TRAYLER JR.**

Maryland // S
5-11 // 202

PRACTICE SQUAD

Undrafted Free Agent



**AJ
HENNING**

Northwestern // WR
5-10 // 192

Undrafted Free Agent



**Alex
HUNTLEY**

South Carolina // DT
6-4 // 298

Undrafted Free Agent



**Josh
PRIEBE**

Michigan // OL
6-5 // 306


Undrafted Free Agent



**John
SAUNDERS JR.**

Mississippi // S
6-2 // 210

Undrafted Free Agent



**Theo
WEASE JR.**

Missouri // WR
6-2 // 210

as of Sept. 9, 2025



DOLPHINS RADIO NETWORK



iHeartMedia Miami signed a multi-year deal to become the Miami Dolphins flagship radio broadcast partner beginning in 2023. Live game day broadcasts air on BIG 105.9 FM (WBGG) and Fox Sports 940 AM (WINZ) in the Miami-Ft. Lauderdale market and several other markets throughout the state.

BIG 105.9 FM (WBGG) and Fox Sports 940 AM (WINZ) carry all Miami Dolphins football game broadcasts and play-by-play coverage as well as a pregame show, postgame show and weekly radio show featuring exclusive interviews with Dolphins' personnel and guests from around the league. All shows are available on the stations' websites and the iHeartRadio app, and the game broadcasts can also be heard on Dolphins.com.

The Dolphins game broadcasts feature familiar voices, with former Dolphins wide receiver Jimmy Cefalo handling play-by-play duties, former Dolphins tight end Joe Rose providing color commentary and former Dolphins linebacker Kim Bokamper giving analysis and updates from the sidelines. This is the trio's 14th season together calling games for the Dolphins Radio Network.



Joe Rose (L), Jimmy Cefalo (C) and Kim Bokamper (R)

La Mezcla 94.9 (WZTU-HD2) is the Dolphins' official Spanish radio broadcast partner for all preseason, regular season and playoff games, with Roly Martin handling the play-by-play and Eduardo Martell providing the game analysis. The tandem has called Dolphins games together since 2018. The station also airs a pregame show and postgame show featuring interviews with guests from around the league.



Roly Martin (L) and Eduardo Martell (R)

MIAMI DOLPHINS RADIO NETWORKS

LOCATION	NETWORK	LOCATION	NETWORK
Fort Lauderdale	WINZ 940 AM	Miami	WBGG 105.9 FM
Fort Lauderdale	WBGG 105.9 FM	Miami	WZTU-HD2 94.9 FM (Spanish)
Fort Lauderdale	WZTU-HD2 94.9 FM (Spanish)	Port St. Lucie	WAVW 92.7 FM
Fort Myers	WFSX 92.5 AM	Port St. Lucie	WCZR 101.7 FM
Fort Myers	WFSX 105.9 FM	Port St. Lucie	WAVW 92.7 FM
Key West	WAYK 97.7 FM	West Palm Beach	ESPN 106.3 FM
Miami	WINZ 940 AM	West Palm Beach	WEFL 760 AM (Spanish)



BAPTIST HEALTH TRAINING COMPLEX



The state-of-the-art Baptist Health Training Complex opened in 2021 and houses the Miami Dolphins football operations. Completed by Moss Construction with interior design by Rockwell Group and architecture by ROSSETTI, the best-in-class venue was meticulously planned to create a contemporary, welcoming training environment for coaches, players, and staff.

Located in Miami Gardens, the 217,200 square foot complex (125,000 sq. foot training facility and 92,200 sq. foot indoor field) features:

- Outdoor practice area with two full natural grass fields and full indoor practice facility
- Two-story weight room with a cardio deck
- Locker Rooms and a Players Lounge with multiple lounge areas and a barber shop
- A state-of-the-art hydrotherapy area
- Dedicated recovery area including cryotherapy and isolation tanks
- Athletic training room with expansive rehabilitation space
- A dining hall and fuel bar
- Shaded spectator seating holding up to 2,200 people with seven large fans for enhanced airflow
- Lush landscaping, including close to 16,000 flowers and shrubs, 210 palms and 128 total trees

The Baptist Health Training Complex is equipped with state-of-the-art technology and football systems. The audio-visual systems in the auditorium, position classrooms, conference rooms, weight room, field house, and outdoor fields were designed and built by industry leading integrator Diversified. 8K Solutions designed and integrated a fully robotic camera system for acquiring practice video and two immersive walls for interactive team and individual training. The facility also features Verizon 5G Ultra Wideband and an Extreme Networks Wi-Fi 6 deployment throughout.

In 2023, the Miami Dolphins in partnership with Baptist Health unveiled the new Baptist Health Orthopedic Complex as the final installation to the Baptist Health Training Complex. The two-story, 17,000 square foot facility provides the Miami Gardens community and Miami Dolphins players and coaches with first-in-class medical services including Orthopedics, Sports Medicine and Physical Therapy services.

The partnership with Baptist Health was an extension of a decades-long relationship with the Miami Dolphins, with the entity serving as the Official Medical Team of the Miami Dolphins as well as the Official Wellness and Sports Medicine Provider of the Miami Dolphins and the Training Complex. Baptist Health also is a proud partner of the Miami Dolphins Foundation working together on a series of initiatives around the health and safety of South Florida students, coaches, and parents to grow youth football participation in South Florida.





HARD ROCK STADIUM

A Global Entertainment Destination




HISTORY & TRADITION

Hard Rock Stadium is a global entertainment destination that serves as home to the Miami Dolphins, the Formula 1® Crypto.com Miami Grand Prix, the Miami Open presented by Itaú, University of Miami college football, the Capital One Orange Bowl game, Rolling Loud, Jazz in the Gardens, major concerts, boxing, international soccer and other world-class events. The multi-purpose, open-air complex completed a multi-year renovation fine-tuned to enhance the fan experience and transforming the venue to an epicenter of culture, innovation and spectacle. The stadium has hosted six Super Bowls (XXIII, XXIX, XXXIII, XLI, XLIV and LIV), the 2010 NFL Pro Bowl, four BCS National Championship Games (2001, 2005, 2009 and 2013), one College Football Playoff National Championship game (2021), the CONMEBOL Copa America 2024™ Final and the opening match of the 2025 FIFA Club World Cup. Hard Rock Stadium will host the 2026 College Football Playoff National Championship game and seven matches of FIFA World Cup 2026™.

DESIGN

Hard Rock Stadium and its surrounding properties has undergone a private investment of more than \$1 billion by Managing General Partner & Chairman of the Board Stephen Ross to transform the iconic venue into a global entertainment destination that showcases the best Miami has to offer. From world-class dining to arts, culture and luxury hospitality, Hard Rock Stadium delivers an elevated guest experience that is unparalleled in professional sports. Every aspect of the venue has been touched during the multi-year development and renovation, which began in 2015. New seating experiences were introduced within the bowl as well as many new premium clubs. The renovation brought four high-definition video boards and the installation of a state-of-the-art canopy that keeps as many as 92 percent of guests in the shade. Remodeled, modernized suites throughout the stadium offer a more intimate club space with improved amenities and food, as well as the addition of theatre boxes and four new corner clubs. The property also includes the Baptist Health Training Complex, the 227,000 square foot training facility of the Miami Dolphins that opened in 2021, the Miami International Autodrome, a Formula 1® circuit that opened in 2022, and the autodrome's Paddock Club building, a 190,000 square foot building constructed in 2023 that houses F1 team pit garages and premium hospitality space.





HARD ROCK STADIUM

A Global Entertainment Destination



SUSTAINABILITY

In 2024, Hard Rock Stadium and the Miami International Autodrome Paddock building received the Leadership in Energy and Environmental Design (LEED) Gold v4.1 O+M certification for overall sustainability. Hard Rock Stadium is now one of six NFL stadiums that has received LEED Gold or higher certifications for operations of the facility and the Miami International Autodrome is the only Formula 1 venue in the United States to receive the FIA Three-Star Environmental Accreditation rating. In late 2019, Hard Rock Stadium began phasing out 99.4 percent of fan-facing single-use plastics in the food and beverage operation, which eliminated a total of 2.8 million units of plastic annually. The venue became the second in the United States to make the wholesale move away from plastic cups, and the first within professional sports. A member of the Green Sports Alliance, Hard Rock Stadium also diverts waste from landfill through innovative sustainability efforts that include bio digesters – composting through liquid food digesters – and recovering kitchen oil into biofuel, creating renewable energy.

TECHNOLOGY

Hard Rock Stadium maintains a commitment to providing its guests with the most innovative technology. The venue has been cashierless since 2020 and was one of the first stadium's to have both checkout-free food and beverage and retail stores, powered by Amazon's Just Walk Out technology. With the 5G Ultra Wideband installation in partnership with Verizon, Hard Rock Stadium sits at the forefront of technological advancements and strives to make each experience for its guests as seamless and user-friendly as possible.

WORLD-CLASS FARE


Hard Rock Stadium embarked on a journey of listening to guests and asking what they prefer for their palate on game day. Years later, this commitment to bring fresh, diverse flavor to guests remains strong. An emphasis is placed on innovative, local cuisine, and together with hospitality provider Sodexo Live!, the venue curates an unparalleled food and beverage experience throughout the facility to all guests.





MIAMI DOLPHINS IN THE COMMUNITY

The Miami Dolphins are committed to leveraging the power of sports and entertainment to inspire a healthier, more educated and united South Florida community. Together our players, cheerleaders, alumni, staff and partners are dedicated to being difference-makers in our community.



DOLPHINS CANCER CHALLENGE

Founded in 2010 as the signature health initiative of the Miami Dolphins, the Dolphins Cancer Challenge (DCC) has become the largest fundraiser in the NFL with nearly \$100 million raised in support of lifesaving research at Sylvester Comprehensive Cancer Center. The DCC is the Dolphins' year-round initiative in support of those impacted by cancer. It culminates in an annual fundraiser that features cycling, run and walk events. Returning to the Miami International Autodrome (MIA) facilities, DCC XVI is scheduled for Saturday, February 28, 2026.

Visit www.dolphincancerchallenge.com to learn more.



FOOTBALL UNITES™

The Miami Dolphins Football UNITES™ program strives to connect the intersections of the community to create a more inclusive South Florida. Founded by the team's late Senior Vice President of Communications and Community Affairs, Jason Jenkins, Football UNITES™ works with a network of community partners and allies to improve relationships, foster understanding and experience culture to ignite positive change. Jenkins, who passed away unexpectedly in 2022, was known for his deep commitment to the South Florida community and his community programming served as a model for the NFL. In honor of his legacy, the Dolphins host the Football UNITES™ Jason Jenkins Days of Service annually in October, where players, executives, staff and corporate partners, alongside his wife and family, take part in community service projects across South Florida to continue the mission he championed.



JUNIOR DOLPHINS

The Junior Dolphins program is part of the organization's year-round initiative to teach the game of football and support youth athletes and coaches in the South Florida community and designated international markets. The Junior Dolphins strive to grow the game in a safe and fun environment with a focus on character development, skill building, and opportunities to play. As stewards of the game, the Junior Dolphins are also committed to growing participation in girls flag football. Through strong community partnerships and strategic resource distribution, the Junior Dolphins help grow the game while building the next generation of Dolphins fans.



MIAMI DOLPHINS IN THE COMMUNITY



SALUTE TO SERVICE

The Miami Dolphins are committed to supporting our nation's veterans, active-duty service members and their families. Through community collaborations and resource donations, the Miami Dolphins aid veterans and military families, while demonstrating a deep appreciation for their service and sacrifice.



MIAMI DOLPHINS FOUNDATION

The Miami Dolphins Foundation is dedicated to promoting education and fostering unity throughout South Florida. Through year-round fundraising and strategic partnerships, the foundation raises more than \$1 million annually to support local organizations. These grants are awarded to groups that share the foundation's mission to create lasting community impact, empower local leaders and support long-term regional growth.



NAT MOORE ENDOWMENT

The Nat Moore Endowment Fund provides youth in Miami-Dade, Broward, Palm Beach and Monroe counties with financial resources to pursue post-secondary education and training that enables employment readiness. In its eighth year under the Miami Dolphins Foundation, both the scholarship and vocational grant programs are designed to bridge the gap between receiving financial assistance and obtaining a degree or vocational diploma. Since its inception, the fund has provided more than 200 students with scholarships and vocational grants in excess of \$2.5 million.



COMMUNITY RESTAURANT PROGRAM presented by Amazon

The Miami Dolphins Community Restaurant Program presented by Amazon provides business development, networking, and exposure for local businesses in Miami Gardens and the surrounding community – all while providing fans an array of foods that authentically reflect the culture of Miami. Now in its fifth year with more than 25 participating restaurants, this initiative provides restaurant owners a unique opportunity to showcase their business at a variety of events at Hard Rock Stadium and throughout South Florida.





MIAMI DOLPHINS HOST LOCAL FLAG FOOTBALL EXPERIENCE IN SÃO PAULO

Dolphins Strengthen Commitment to Growth of the Game with Partnership with Brazilian American Football Confederation



As part of the events surrounding the second NFL game in São Paulo, the Miami Dolphins hosted local flag football teams at Sport Clube Corinthians Paulista, giving athletes the opportunity to compete and showcase their skills. The event brought together players to celebrate the growth of flag football in Brazil.

Earlier in the week, at the 1º Fórum Brasileiro de Futebol Americano in São Paulo, the Brazilian American Football Confederation announced a partnership with the Miami Dolphins, underscoring the team's long-term commitment to advancing football in the country.

These initiatives build on the Dolphins' ongoing efforts to grow the sport internationally. Earlier this summer, the team hosted Junior Dolphins flag football clinics in Brazil and Spain, engaging nearly 1,000 youth and 150 coaches across São Paulo, Rio de Janeiro, Madrid and Barcelona – introducing many to American football for the first time in a fun and safe environment.

The Dolphins will return to Madrid on Nov. 16 to host the Washington Commanders in the historic first NFL regular-season game in Spain at the Santiago Bernabéu Stadium.





DOLPHINS CANCER CHALLENGE ANNOUNCES OPEN REGISTRATION FOR DCC XVI IN SUPPORT OF INNOVATIVE CANCER RESEARCH AT SYLVESTER

DCC XVI Follows Record-Breaking Year, with Historic 7.3K Participants and \$15 Raised for DCC XV, bringing the organization's total contribution to Sylvester to nearly \$100 million



Registration is open for Dolphins Cancer Challenge XVI (DCC XVI). The signature event, scheduled to take place on Saturday, February 28, 2026, marks the 16th edition of the organization's commitment and support of funding innovative cancer research at Sylvester Comprehensive Cancer Center, a part of UHealth – the University of Miami Health System.

This past February, DCC XV united a record-breaking 7,300 participants and raised more than \$15 million – surpassing last year's record of \$12 million raised, bringing the organization's total contribution to Sylvester to nearly \$100 million.

This year, the DCC will bring back its ride distances named in honor of Miami Dolphins players in the Pro Football Hall of Fame and will be returning to the Miami International Autodrome (MIA) facilities, where it debuted in 2024 to elevate the participant and fan experience.

Founded in 2010 as the signature health initiative of the Miami Dolphins, the Dolphins Cancer Challenge (DCC) has become the largest fundraiser in the NFL with nearly \$100 million raised in support of lifesaving research at Sylvester Comprehensive Cancer Center. The DCC is the Dolphins' year-round initiative in support of those impacted by cancer. Visit www.dolphincancerchallenge.com to register or learn more.





STEP INTO DARK WATERS: MIAMI DOLPHINS RIVALRY UNIFORMS AVAILABLE TO FANS FOR PURCHASE



The Dolphins' Rivalries uniforms and apparel go on sale Wednesday, Sept. 10 at the Hard Rock Stadium Team Store. The 'Pitch Blue' uniforms are a part of Nike's Rivalries campaign – celebrating division rivalries in the AFC East and NFC West across the 2025 season. Dripping with deep blue details, the jersey calls attention to the apex predator and a team that hunts in dark waters.

The team is hosting a launch party for the Rivalries collection on Sept. 10 from 11 a.m. – 8 p.m., featuring giveaways, food trucks, live music and more at the Hard Rock Stadium Team Store.

Season ticket members can enjoy exclusive access to the new Rivalry jerseys from 11 a.m. – 1 p.m.

Miami will sport the new uniform as they face off against the New York Jets for Monday Night Football, on Sept. 29. The Dolphins and Jets have a historic rivalry dating back to 1966 with Miami leading the all-time record, 61-57-1, and winning eight of the last 10 matchups.





ROSTER, DEPTH CHART & TRANSACTIONS



DEPTH CHART

OFFENSE				
POS	NO	NAME	NO	NAME
WR	10	Tyreek Hill	6	Malik Washington
LT	52	Patrick Paul	70	Kendall Lamm
LG	72	Jonah Savaiinaea		
C	55	Aaron Brewer	64	Daniel Brunskill
RG	78	James Daniels	71	Kion Smith
RT	73	Austin Jackson	79	Larry Borom
TE	83	Darren Waller	89	Julian Hill
FB	30	Alec Ingold	80	Tanner Conner
RB	28	De'Von Achane	5	Jaylen Wright
QB	1	Tua Tagovailoa	0	Zach Wilson
WR	17	Jaylen Waddle	18	Nick Westbrook-Ikhine

DEFENSE				
POS	NO	NAME	NO	NAME
DE	44	Chop Robinson		
DT	92	Zach Sieler	90	Kenneth Grant
DT	95	Benito Jones	94	Jordan Phillips
DE	2	Bradley Chubb	8	Matthew Judon
LB	25	Tyrel Dodson	3	K.J. Britt
LB	20	Jordyn Brooks	40	Willie Gay Jr.
OLB	15	Jaelan Phillips	53	Cameron Goode
CB	36	Storm Duck	27	Ethan Bonner
CB	23	Jack Jones	26	Rasul Douglas
S	29	Minkah Fitzpatrick	22	Elijah Campbell
S	21	Ashtyn Davis	9	Ifeatu Melifonwu

SPECIALISTS				
POS	NO	NAME	NO	NAME
K				
P	16	Jake Bailey		
H	16	Jake Bailey		
LS	49	Joe Cardona		
KR	6	Malik Washington	82	Dee Eskridge
PR	6	Malik Washington	10	Tyreek Hill

* unofficial, as of Sept. 9, 2025



2025 MIAMI DOLPHINS TRANSACTIONS

*as of Sept. 9, 2025

DATE	POS.	PLAYER/COACH	TRANSACTION	DATE	POS.	PLAYER/COACH	TRANSACTION
Jan. 7	WR	Tarik Black	Signed to future contract	May 8	CB	Ryan Cooper Jr.	Waived
Jan. 7	LB	William Bradley-King	Signed to future contract	May 8	DT	Neil Farrell	Waived
Jan. 7	S	Jordan Colbert	Signed to future contract	May 8	LS	Blake Ferguson	Released
Jan. 7	DT	Neil Farrell	Signed to future contract	May 8	OL	Chasen Hines	Waived
Jan. 7	T	Ryan Hayes	Signed to future contract	May 9	CB	BJ Adams	Signed as UDFA
Jan. 7	OL	Chasen Hines	Signed to future contract	May 9	WR	Andrew Armstrong	Signed as UDFA
Jan. 7	LB	Dequan Jackson	Signed to future contract	May 9	LB	Eugene Asante	Signed as UDFA
Jan. 7	CB	Isaiah Johnson	Signed to future contract	May 9	WR	Monaray Baldwin	Signed as UDFA
Jan. 7	CB	Jason Maitre	Signed to future contract	May 9	DT	Zeek Biggers	Signed (D7b, '25)
Jan. 7	T	Bayron Matos	Signed to future contract	May 9	LS	Joe Cardona	Signed as FA
Jan. 7	LB	Derrick McLendon	Signed to future contract	May 9	TE	Jalin Conyers	Signed as UDFA
Jan. 7	TE	Hayden Rucci	Signed to future contract	May 9	QB	Quinn Ewers	Signed (D7a, '25)
Feb. 14	CB	Kendall Fuller	Released	May 9	RB	Ollie Gordon II	Signed (D6, '25)
Feb. 14	RB	Raheem Mostert	Released	May 9	DT	Kenneth Grant	Signed (D1, '25)
Feb. 14	TE	Durham Smythe	Released	May 9	WR	AJ Henning	Signed as UDFA
Feb. 24	CB	Ryan Cooper Jr.	Awarded off Waivers (Sea.)	May 9	LS	Kneeland Hibbett	Signed as UDFA
March 5	LB	Cameron Goode	Placed exclusive rights tender	May 9	DT	Alex Huntley	Signed as UDFA
March 5	OL	Kion Smith	Placed exclusive rights tender	May 9	OL	Tedi Kushi	Signed as UDFA
March 6	LB	Cameron Goode	Signed exclusive rights tender	May 9	CB	Jason Marshall Jr.	Signed (D5b, '25)
March 8	CB	Kader Kohou	Placed right-of-first-refusal tender	May 9	RB	Nate Noel	Signed as UDFA
March 10	OL	Kion Smith	Signed exclusive rights tender	May 9	DT	Jordan Phillips	Signed (D5a, '25)
March 10	DT	Matt Dickerson	Re-signed	May 9	OL	Josh Priebe	Signed as UDFA
March 12	LB	Quinton Bell	Re-signed	May 9	CB	Ethan Robinson	Signed as UDFA
March 12	DB	Elijah Campbell	Re-signed	May 9	DT	Tre'vonn Rybka	Signed as UDFA
March 12	T	Jackson Carman	Re-signed	May 9	S	John Saunders Jr.	Signed as UDFA
March 12	WR	Dee Eskridge	Re-signed	May 9	S	Dante Trader Jr.	Signed (D5c, '25)
March 13	OL	Larry Borom	Signed as UFA	May 9	WR	Theo Wease Jr.	Signed as UDFA
March 13	S	Ashtyn Davis	Signed as UFA	May 9	OL	Addison West	Signed as UDFA
March 13	LB	Tyrel Dodson	Re-signed	May 10	LS	Kneeland Hibbett	Waived
March 13	OL	James Daniels	Signed as UFA	May 12	CB	Kendall Sheffield	Signed as FA
March 13	S	Ifeatu Melifonwu	Signed as UFA	May 13	DT	Matthew Butler	Awarded off Waivers (LV)
March 13	WR	Nick Westbrook-Ikhine	Signed as UFA	May 13	DT	Tre'vonn Rybka	Waived
March 14	OL	Liam Eichenberg	Re-Signed	May 22	LB	William Bradley-King	Waived
March 14	RB	Alexander Mattison	Signed as UFA	May 22	QB	Brett Gabbert	Signed as FA
March 17	LB	K.J. Britt	Signed as UFA	May 27	CB	Ryan Cooper Jr.	Signed as FA
March 17	TE	Pharaoh Brown	Signed as UFA	May 27	CB	Jason Maitre	Placed on Injured Reserve
March 17	P	Ryan Stonehouse	Signed as FA	June 2	T	Terron Armstead	Placed on Reserve/Retired list
March 17	QB	Zach Wilson	Signed as UFA	June 5	DT	Ben Stille	Signed as FA
March 19	CB	Artie Burns	Signed as UFA	June 30	S	Minkah Fitzpatrick	Acquired via trade (Pit.)
March 19	DT	Benito Jones	Re-signed	June 30	CB	Jalen Ramsey	Traded (Pit.)
March 21	LB	Willie Gay Jr.	Signed as UFA	June 30	TE	Jonnu Smith	Traded (Pit.)
April 11	CB	Kader Kohou	Signed right-of-first-refusal tender	July 7	TE	Darren Waller	Acquired via trade (NYG)
April 24	DT	Kenneth Grant	Selected in the 2025 NFL Draft - D1, '25	July 8	TE	Darren Waller	Activated off Reserve/Retired list
April 25	OL	Jonah Savaiinaea	Selected in the 2025 NFL Draft - D2, '25	July 21	OL	Jonah Savaiinaea	Signed (D2, '25)
April 26	DT	Jordan Phillips	Selected in the 2025 NFL Draft - D5a, '25	July 22	OL	Daniel Brunskill	Signed as FA
April 26	CB	Jason Marshall Jr.	Selected in the 2025 NFL Draft - D5b, '25	July 22	OL	Liam Eichenberg	Placed on Active/PUP List
April 26	S	Dante Trader Jr.	Selected in the 2025 NFL Draft - D5c, '25	July 22	QB	Brett Gabbert	Waived
April 26	RB	Ollie Gordon II	Selected in the 2025 NFL Draft - D6, '25	July 22	S	Ifeatu Melifonwu	Placed on Active/Non-Football Injury List
April 26	QB	Quinn Ewers	Selected in the 2025 NFL Draft - D7a, '25	July 22	TE	Darren Waller	Placed on Active/PUP List
April 26	DT	Zeek Biggers	Selected in the 2025 NFL Draft - D7b, '25	July 24	CB	Cornell Armstrong	Signed as FA



2025 MIAMI DOLPHINS TRANSACTIONS

*as of Sept. 9, 2025

DATE	POS.	PLAYER/COACH	TRANSACTION	DATE	POS.	PLAYER/COACH	TRANSACTION
July 24	CB	Artie Burns	Placed on Injured Reserve	Aug. 26	OL	Jalen McKenzie	Waived
July 24	OL	Obinna Eze	Signed as FA	Aug. 26	LB	Derrick McLendon	Waived
July 24	OL	Tedi Kushi	Waived	Aug. 26	S	Patrick McMorris	Waived
July 26	CB	Ryan Cooper Jr.	Waived	Aug. 26	OL	Andrew Meyer	Placed on IR (Designated to Return)
July 26	CB	Jack Jones	Signed as FA	Aug. 26	LB	Grayson Murphy	Waived
July 28	CB	Mike Hilton	Signed as FA	Aug. 26	TE	Chris Myarick	Released
July 28	RB	Nate Noel	Waived	Aug. 26	OL	Josh Priebe	Waived
July 30	OL	Obinna Eze	Placed on Injured Reserve	Aug. 26	CB	Ethan Robinson	Waived
July 30	OL	Jalen McKenzie	Signed as FA	Aug. 26	TE	Hayden Rucci	Waived
Aug. 1	CB	Kader Kohou	Placed on Injured Reserve	Aug. 26	K	Jason Sanders	Placed on IR (Designated to Return)
Aug. 1	QB	Brett Gabbert	Signed as FA	Aug. 26	S	John Saunders Jr.	Waived
Aug. 3	OL	Germain Ifedi	Signed as FA	Aug. 26	RB	Aaron Shampklin	Waived
Aug. 3	QB	Brett Gabbert	Waived	Aug. 26	CB	Kendall Sheffield	Released
Aug. 3	S	Ifeatu Melifonwu	Activated off Non-Football Injury List	Aug. 26	DT	Ben Stille	Waived
Aug. 4	TE	Jalin Conyers	Placed on Injured Reserve	Aug. 26	LB	Channing Tindall	Waived
Aug. 4	TE	Chris Myarick	Signed as FA	Aug. 26	WR	Theo Wease Jr.	Waived
Aug. 11	WR	Monaray Baldwin	Waived	Aug. 26	OL	Addison West	Waived
Aug. 11	RB	Mike Boone	Signed as FA	Aug. 27	CB	BJ Adams	Signed to practice squad
Aug. 11	RB	Alexander Mattison	Placed on Injured Reserve	Aug. 27	CB	Cornell Armstrong	Signed to practice squad
Aug. 11	RB	Aaron Shampklin	Signed as FA	Aug. 27	LB	Quinton Bell	Signed to practice squad
Aug. 14	OL	Yodny Cajuste	Signed as FA	Aug. 27	CB	JuJu Brents	Awarded off Waivers (Ind.)
Aug. 14	OL	Germain Ifedi	Placed on Injured Reserve	Aug. 27	S	Jordan Colbert	Waived
Aug. 18	OL	Yodny Cajuste	Placed on Injured Reserve	Aug. 27	OL	Braeden Daniels	Signed to practice squad
Aug. 18	OL	Mason Brooks	Signed as FA	Aug. 27	CB	Rasul Douglas	Signed as FA
Aug. 19	WR	Tarik Black	Waived	Aug. 27	WR	AJ Henning	Signed to practice squad
Aug. 19	CB	Cameron Dantzler Sr.	Signed as FA	Aug. 27	CB	Isaiah Johnson	Waived
Aug. 19	LB	Matthew Judon	Signed as FA	Aug. 27	T	Kendall Lamm	Signed as FA
Aug. 19	P	Ryan Stonehouse	Waived	Aug. 27	LB	Derrick McLendon	Signed to practice squad
Aug. 20	TE	Darren Waller	Activated off PUP List	Aug. 27	K	Riley Patterson	Signed to practice squad
Aug. 26	CB	BJ Adams	Waived	Aug. 27	OL	Josh Priebe	Signed to practice squad
Aug. 26	WR	Andrew Armstrong	Waived	Aug. 27	TE	Hayden Rucci	Signed to practice squad
Aug. 26	CB	Cornell Armstrong	Released	Aug. 27	S	John Saunders Jr.	Signed to practice squad
Aug. 26	LB	Eugene Asante	Waived/Injured	Aug. 27	CB	Cam Smith	Placed on Reserve/NFI
Aug. 26	LB	Quinton Bell	Released	Aug. 27	WR	Theo Wease Jr.	Signed to practice squad
Aug. 26	RB	Mike Boone	Released	Aug. 28	TE	Greg Dulcich	Signed to practice squad
Aug. 26	OL	Mason Brooks	Waived	Aug. 28	RB	JaMycal Hasty	Signed to practice squad
Aug. 26	TE	Pharaoh Brown	Released	Aug. 28	RB	Jeff Wilson Jr.	Signed to practice squad
Aug. 26	T	Jackson Carman	Released	Sept. 1	CB	BJ Adams	Released from practice squad
Aug. 26	OL	Braeden Daniels	Waived	Sept. 1	CB	Isaiah Johnson	Signed to practice squad
Aug. 26	CB	Cameron Dantzler Sr.	Released	Sept. 6	K	Riley Patterson	Elevated to Active Roster
Aug. 26	DT	Matt Dickerson	Released	Sept. 6	RB	Jeff Wilson Jr.	Elevated to Active Roster
Aug. 26	OL	Liam Eichenberg	Placed on the Reserve/PUP List				
Aug. 26	WR	Erik Ezukanma	Waived				
Aug. 26	T	Ryan Hayes	Waived				
Aug. 26	WR	AJ Henning	Waived				
Aug. 26	CB	Mike Hilton	Released				
Aug. 26	DT	Alex Huntley	Waived				
Aug. 26	LB	Dequan Jackson	Waived				
Aug. 26	LB	Mohamed Kamara	Waived				
Aug. 26	T	Bayron Matos	Waived/Injured				



2025 MIAMI DOLPHINS NUMERICAL ROSTER

*as of Sept. 9, 2025

NO.	NAME	POS.	HT.	WT.	AGE	EXP.	COLLEGE	HOMETOWN	HOW ACQ.
0	Zach Wilson	QB	6-2	214	26	5	BYU '21	Draper, Utah	UFA, '25 (Den.)
1	Tua Tagovailoa	QB	6-1	225	27	6	Alabama '20	Ewa Beach, Hawaii	D1a, '20
2	Bradley Chubb	LB	6-4	268	29	8	NC State '18	Marietta, Ga.	T, '22 (Den.)
3	K.J. Britt	LB	6-0	240	26	5	Auburn '21	Oxford, Ala.	UFA, '25 (TB)
5	Jaylen Wright	RB	5-10	208	22	2	Tennessee '24	Durham, N.C.	D4, '24
6	Malik Washington	WR	5-8	195	24	2	Virginia '24	Lawrenceville, Ga.	D6a, '24
8	Matthew Judon	LB	6-3	265	33	10	Grand Valley St. '16	West Bloomfield, Mich.	FA, '25
9	Ifeatu Melifonwu	S	6-3	210	26	5	Syracuse '21	South Grafton, Mass.	UFA, '25 (Det.)
10	Tyreek Hill	WR	5-10	191	31	10	West Alabama '16	Douglas, Ga.	T, '22 (KC)
11	Dante Trinder Jr.	S	5-11	202	22	R	Maryland '25	Delmar, Del.	D5c, '25
14	Quinn Ewers	QB	6-2	209	22	R	Texas '25	Southlake, Texas	D7a, '25
15	Jaelan Phillips	LB	6-5	263	26	5	Miami (FL) '21	Redlands, Calif.	D1b, '21
16	Jake Bailey	P	6-2	212	28	7	Stanford '19	Solana Beach, Calif.	FA, '23
17	Jaylen Waddle	WR	5-10	185	26	5	Alabama '21	Houston, Texas	D1a, '21
18	Nick Westbrook-Ikhine	WR	6-2	211	28	6	Indiana '20	Lake Mary, Fla.	UFA, '25 (Ten.)
20	Jordyn Brooks	LB	6-0	240	27	6	Texas Tech '20	Houston, Texas	UFA, '24 (Sea.)
21	Ashlyn Davis	S	6-1	205	28	6	California '20	Santa Cruz, Calif.	UFA, '25 (NYJ)
22	Elijah Campbell	DB	5-11	200	30	5	Northern Iowa '18	St. Paul, Minn.	Wai., '21 (NYJ)
23	Jack Jones	CB	5-11	175	27	4	Arizona State '22	Long Beach, Calif.	FA, '25
25	Tyrell Dodson	LB	6-0	237	26	6	Texas A&M '19	Franklin, Tenn.	Wai., '24 (Sea.)
26	Douglas, Rasul	CB	6-2	209	31	9	West Virginia '17	East Orange, N.J.	FA, '25
27	Ethan Bonner	CB	6-1	190	25	2	Stanford '23	The Woodlands, Texas	FA, '23
28	De'Von Achane	RB	5-9	191	23	3	Texas A&M '23	Missouri City, Texas	D3, '23
29	Minkah Fitzpatrick	S	6-1	207	28	8	Alabama '18	Old Bridge, N.J.	T, '25 (Pit.)
30	Alec Ingold	FB	6-1	232	29	7	Wisconsin '19	Green Bay, Wis.	FA, '22
31	Ollec Gordon II	RB	6-2	225	21	R	Oklahoma State '25	Fort Worth, Texas	D6, '25
32	Juju Brents	CB	6-3	198	25	3	Kansas St. '23	Indianapolis, Ind.	Wai., '25 (Ind.)
33	Jason Marshall Jr.	CB	6-0	204	22	R	Florida '25	Miami, Fla.	D5b, '25
36	Storm Duck	CB	6-0	195	24	2	Louisville '24	Boiling Springs, N.C.	FA, '24
40	Willie Gay Jr.	LB	6-1	246	27	6	Mississippi State '20	Starkville, Miss.	UFA, '25 (NO)
44	Chop Robinson	LB	6-3	254	22	2	Penn State '24	Gaithersburg, Md.	D1, '24
49	Joe Cardona	LS	6-2	241	33	11	Navy '15	El Cajon, Calif.	FA, '25
52	Patrick Paul	T	6-7	326	23	2	Houston '24	Houston, Texas	D2, '24
53	Cameron Goode	LB	6-3	245	27	3	California '22	Spring, Texas	D7a, '22
55	Aaron Brewer	OL	6-1	295	27	6	Texas State '20	Dallas, Texas	UFA, '24 (Ten.)
64	Daniel Brunsell	OL	6-5	300	31	7	San Diego St. '17	Valley Center, Calif.	FA, '25
70	Kendall Lamm	T	6-5	308	33	11	Appalachian St. '15	Charlotte, N.C.	FA, '25
71	Kion Smith	OL	6-5	300	26	3	Fayetteville St. '21	Lumberton, N.C.	FA, '21
72	Jonah Savaiinea	OL	6-5	326	21	R	Arizona '25	Tafuna, American Samoa	D2, '25
73	Austin Jackson	OL	6-5	310	26	6	USC '20	Phoenix, Ariz.	D1b, '20
78	James Daniels	OL	6-4	320	27	8	Iowa '18	Warren, Ohio	UFA, '25 (Pit.)
79	Larry Borom	OL	6-5	325	26	5	Missouri '21	Detroit, Mich.	UFA, '25 (Chi.)
80	Tanner Conner	TE	6-3	237	27	5	Idaho State '22	Kent, Wash.	FA, '22
82	Dee Eskridge	WR	5-9	190	27	5	Western Mich. '21	Bluffton, Ind.	FA, '24
83	Darren Waller	TE	6-6	238	32	8	Georgia Tech '15	Acworth, Ga.	T, '25 (NYG)
84	Tahj Washington	WR	5-10	174	24	2	USC '24	Marshall, Texas	D7, '24
89	Julian Hill	TE	6-4	251	25	3	Campbell '23	Fayetteville, N.C.	FA, '23
90	Kenneth Grant	DT	6-3	335	21	R	Michigan '25	Gary, Ind.	D1, '25
91	Matthew Butler	DT	6-3	305	26	3	Tennessee '22	Raleigh, N.C.	Wai., '25 (LV)
92	Zach Sieler	DT	6-6	300	30	8	Ferris State '18	Pinkney, Mich.	Wai., '19 (Bal.)
93	Zeek Bigrass	DT	6-6	319	21	R	Georgia Tech '25	Salisbury, N.C.	D7b, '25
94	Jordan Phillips	DT	6-3	305	21	R	Georgia Tech '25	Ocoee, Fla.	D5a, '25
95	Benito Jones	DT	6-1	335	27	5	Mississippi '20	Waynesboro, Miss.	FA, '24
PRACTICE SQUAD									
34	Jeff Wilson Jr.	RB	6-0	205	29	8	North Texas '18	Elkhart, Texas	FA, '25
35	John Saunders Jr.	S	6-2	210	23	R	Mississippi '25	High Point, N.C.	FA, '25
37	Ja'Mycal Hasty	RB	5-8	205	28	5	Baylor '20	Longview, Texas	FA, '25
38	Cornell Armstrong	CB	6-0	185	29	6	Southern Miss '18	Bassfield, Miss.	FA, '25
43	Jordan Clinton	S	6-2	218	25	1	Rhode Island '24	Clint, Md.	FA, '24
46	Isaiah Johnson	CB	6-3	205	25	1	Syracuse '24	Beverly Hills, Mich.	FA, '24
47	Riley Patterson	K	6-0	190	26	5	Memphis '21	Edwardsville, Ill.	FA, '25
56	Quinton Bell	LB	6-4	258	29	4	Prairie View A&M '19	Long Beach, Calif.	FA, '23
59	Derrick McLendon	LB	6-4	250	24	1	Colorado '24	Decatur, Ga.	FA, '24
66	Braeden Daniels	OL	6-4	305	25	2	Utah '23	Carrollton, Texas	FA, '24
86	Josh Priebe	OL	6-5	306	24	R	Michigan '25	Niles, Mich.	FA, '25
81	Theo Wease Jr.	WR	6-2	210	24	R	Missouri '25	Allen, Texas	FA, '25
85	Greg Dulcich	TE	6-4	245	25	4	UCLA '22	Glendale, Calif.	FA, '25
87	Hayden Rucci	TE	6-5	247	24	1	Wisconsin '24	Lititz, Pa.	FA, '24
88	AJ Henning	WR	5-10	192	23	R	Northwestern '25	Frankfort, Ill.	FA, '25
96	Alex Huntley	DT	6-4	298	23	R	South Carolina '25	Blythewood, S.C.	FA, '25
RESERVE/PHYSICALLY UNABLE TO PERFORM									
74	Liam Eichenberg	OL	6-6	300	27	5	Notre Dame '21	Cleveland, Ohio	D2b, '21
RESERVE/INJURED									
4	Kader Kohou	CB	5-10	197	26	4	TAMU-Commerce '22	Abidjan, Ivory Coast	FA, '22
7	Jason Sanders	K	5-11	195	29	8	New Mexico '18	Orange, Calif.	D7b, '18
23	Artarian Mattison	RB	5-11	220	27	7	Boise State '19	San Bernardino, Calif.	UFA, '25 (LV)
28	Artie Burns	CB	6-0	187	30	10	Miami (FL) '16	Miami, Fla.	UFA, '25 (Sea.)
43	Jason Matthe	OL	5-10	188	25	1	Wisconsin '24	Everett, Mass.	FA, '24
47	Jalin Conyers	TE	6-4	265	24	R	Texas Tech '25	Gruver, Texas	FA, '25
60	Andrew Meyer	OL	6-3	295	25	2	UTEP '24	San Marcos, Calif.	FA, '24
62	Obinna Eze	OL	6-8	325	27	1	TCU '22	Nashville, Tenn.	FA, '25
62	Germain Ifedi	OL	6-5	325	31	9	Texas A&M '16	Houston, Texas	FA, '25
63	Yodny Cajuste	OL	6-5	310	29	4	West Virginia '19	Miami, Fla.	FA, '25
RESERVE/ON-FOOTBALL ILLNESS									
24	Cam Smith	CB	6-1	186	24	3	South Carolina '23	Blythewood, S.C.	D2, '23



2025 MIAMI DOLPHINS ALPHABETICAL ROSTER

*as of Sept. 9, 2025

NO.	NAME	POS.	HT.	WT.	AGE	EXP.	COLLEGE	HOMETOWN	HOW ACQ.
28	Achane, De'Von	RB	5-9	191	23	3	Texas A&M '23	Missouri City, Texas	D3, '23
16	Bailey, Jake	P	6-2	212	28	7	Stanford '19	Solana Beach, Calif.	FA, '23
93	Biggers, Zeek	DT	6-6	319	21	R	Georgia Tech '25	Salisbury, N.C.	D7b, '25
27	Bonner, Ethan	CB	6-1	190	25	2	Stanford '23	The Woodlands, Texas	FA, '23
79	Borom, Larry	OL	6-5	325	26	5	Missouri '21	Detroit, Mich.	UFA, '25 (Chi.)
32	Brents, JuJu	CB	6-3	198	25	3	Kansas St. '23	Indianapolis, Ind.	Wai., '25 (Ind.)
55	Brewer, Aaron	OL	6-1	295	27	6	Texas State '20	Dallas, Texas	UFA, '24 (Ten.)
3	Britt, K.J.	LB	6-0	240	26	5	Auburn '21	Oxford, Ala.	UFA, '25 (TB)
20	Brooks, Jordyn	LB	6-0	240	27	6	Texas Tech '20	Houston, Texas	UFA, '24 (Sea.)
64	Brunskill, Daniel	OL	6-5	300	31	7	San Diego St. '17	Valley Center, Calif.	FA, '25
91	Butler, Matthew	DT	6-3	305	26	3	Tennessee '22	Raleigh, N.C.	Wai., '25 (Lv)
22	Campbell, Elijah	DB	5-11	200	30	5	Northern Iowa '18	St. Paul, Minn.	Wai., '21 (NYJ)
49	Cardona, Joe	LS	6-2	241	33	11	Navy '15	El Cajon, Calif.	FA, '25
2	Chubb, Bradley	LB	6-4	268	29	8	NC State '18	Marietta, Ga.	T, '22 (Den.)
80	Conner, Tanner	TE	6-3	237	27	3	Idaho State '22	Kent, Wash.	FA, '23
78	Daniels, James	OL	6-4	320	27	8	Iowa '18	Warren, Ohio	UFA, '25 (Pit.)
21	Davis, Ashtyn	S	6-1	205	28	6	California '20	Santa Cruz, Calif.	UFA, '25 (NyJ)
25	Dodson, Tyrel	LB	6-0	237	27	6	Texas A&M '19	Franklin, Tenn.	Wai., '24 (Sea.)
26	Douglas, Rasul	CB	6-2	209	31	9	West Virginia '17	East Orange, N.J.	FA, '25
36	Duglas, Storm	CB	6-0	195	24	2	Louisville '24	Boiling Springs, N.C.	FA, '24
82	Eskridge, Dee	WR	5-9	190	28	5	Western Mich. '21	Bluffton, Ind.	FA, '24
14	Ewers, Quinn	QB	6-2	209	22	R	Texas '25	Southlake, Texas	D7a, '25
29	Fitzpatrick, Minkah	S	6-1	207	28	8	Alabama '18	Old Bridge, N.J.	T, '25 (Pit.)
40	Gay Jr., Willie	LB	6-1	246	27	6	Mississippi State '20	Starkville, Miss.	UFA, '25 (NO)
53	Goode, Cameron	LB	6-3	245	27	3	California '22	Spring, Texas	D7a, '22
31	Gordon II, Ollie	RB	6-2	225	21	R	Oklahoma State '25	Fort Worth, Texas	D6, '25
90	Grant, Kenneth	DT	6-3	335	21	R	Michigan '25	Gary, Ind.	D1, '25
89	Hill, Julian	TE	6-4	251	25	3	Campbell '23	Fayetteville, N.C.	FA, '23
10	Hill, Tyreek	WR	5-10	191	31	10	West Alabama '16	Douglas, Ga.	T, '22 (KC)
30	Ingold, Alec	FB	6-1	232	29	7	Wisconsin '19	Green Bay, Wis.	FA, '22
73	Jackson, Austin	OL	6-5	310	26	6	USC '20	Phoenix, Ariz.	D1b, '20
95	Jones, Benito	DT	6-1	335	27	5	Mississippi '20	Waynesboro, Miss.	FA, '24
23	Jones, Jack	CB	5-11	175	27	4	Arizona State '22	Long Beach, Calif.	FA, '25
8	Judon, Matthew	LB	6-3	265	33	10	Grand Valley St. '16	West Bloomfield, Mich.	FA, '25
70	Lamm, Kendall	T	6-5	308	33	11	Appalachian St. '15	Charlotte, N.C.	FA, '25
3	Marshall Jr., Jason	CB	6-0	204	23	R	Florida '25	Miami, Fla.	D5b, '25
9	Melfonwu, Ifeatu	S	6-3	210	26	5	Syracuse '21	South Grafton, Mass.	UFA, '25 (Det.)
52	Paul, Patrick	T	6-7	326	23	2	Houston '24	Houston, Texas	D2, '25
15	Phillips, Jaelan	LB	6-5	263	26	5	Miami (FL) '21	Redlands, Calif.	D1b, '21
94	Phillips, Jordan	DT	6-3	305	21	R	Maryland '25	Ocoee, Fla.	D5a, '25
44	Robinson, Chop	LB	6-3	254	22	2	Penn State '24	Gaithersburg, Md.	D1, '24
72	Savainaea, Jonah	OL	6-5	326	21	R	Arizona '25	Tafuna, American Samoa	D2, '25
92	Sieler, Zach	DT	6-6	300	30	8	Ferris State '18	Pinckney, Mich.	Wai., '19 (Bal.)
71	Smith, Kion	OL	6-5	300	26	3	Fayetteville St. '21	Lumberton, N.C.	FA, '21
1	Tagovailoa, Tua	QB	6-1	225	27	6	Alabama '20	Ewa Beach, Hawaii	D1a, '20
11	Trader Jr., Dante	S	5-11	202	22	R	Maryland '25	Delmar, Del.	D5c, '25
17	Waddle, Jaylen	WR	5-10	185	26	5	Alabama '21	Houston, Texas	D1a, '21
83	Waller, Darren	TE	6-6	238	32	8	Georgia Tech '15	Acworth, Ga.	T, '25 (NYG)
6	Washington, Malik	WR	5-9	195	24	2	Virginia '24	Lawrenceville, Ga.	D6a, '24
84	Washington, Tahj	WR	5-10	174	24	2	USC '24	Marshall, Texas	D7, '24
18	Westbrook-Ikhine, Nick	WR	6-2	211	28	6	Indiana '20	Lake Mary, Fla.	UFA, '25 (Ten.)
0	Wilson, Zach	QB	6-2	214	26	5	BYU '21	Draper, Utah	UFA, '25 (Den.)
5	Wright, Jaylen	RB	5-10	208	22	2	Tennessee '24	Durham, N.C.	D4, '24
PRACTICE SQUAD									
38	Armstrong, Cornell	CB	6-0	185	29	6	Southern Miss '18	Bassfield, Miss.	FA, '25
56	Bell, Quinton	LB	6-4	258	29	4	Prairie View A&M '19	Long Beach, Calif.	FA, '23
43	Colbert, Jordan	S	6-2	218	25	1	Rhode Island '24	Clinnton, Md.	FA, '24
66	Daniels, Braeden	OL	6-4	305	25	2	Utah '23	Carrollton, Texas	FA, '24
85	Dulcich, Greg	TE	6-4	245	25	4	UCLA '22	Glendale, Calif.	FA, '25
37	Hasty, Ja'Mycal	RB	5-8	205	28	5	Baylor '20	Longview, Texas	FA, '25
88	Henning, AJ	WR	5-10	192	23	R	Northwestern '25	Frankfort, Ill.	FA, '25
96	Huntley, Alex	DT	6-4	298	23	R	South Carolina '25	Blythewood, S.C.	FA, '25
46	Johnson, Isaiah	CB	6-3	205	25	1	Syracuse '24	Beverly Hills, Mich.	FA, '24
59	McLendon, Derrick	LB	6-4	250	24	1	Colorado '24	Decatur, Ga.	FA, '24
47	Patterson, Riley	K	6-0	190	26	5	Memphis '21	Edwardsville, Ill.	FA, '25
68	Priebe, Josh	OL	6-5	306	24	R	Michigan '25	Niles, Mich.	FA, '25
87	Rucci, Hayden	TE	6-5	247	24	1	Wisconsin '24	Litz, Pa.	FA, '24
35	Saunders Jr., John	S	6-2	210	23	R	Mississippi '25	High Point, N.C.	FA, '25
81	Wease Jr., Theo	WR	6-2	210	24	R	Missouri '25	Allen, Texas	FA, '25
34	Wilson Jr., Jeff	RB	6-0	205	29	8	North Texas '18	Elkhart, Texas	FA, '25
RESERVE/PHYSICALLY UNABLE TO PERFORM									
74	Liam Eichenberg	OL	6-6	300	27	5	Notre Dame '21	Cleveland, Ohio	D2b, '21
RESERVE/INJURED									
23	Burns, Artie	CB	6-0	187	30	10	Miami (FL) '16	Miami, Fla.	UFA, '25 (Sea.)
63	Cajuste, Yodny	OL	6-5	310	29	4	West Virginia '19	Miami, Fla.	FA, '25
47	Conyers, Jalrin	TE	6-4	265	24	R	Texas Tech '25	Gruver, Texas	FA, '25
62	Eze, Obinna	OL	6-8	325	27	1	TCU '22	Nashville, Tenn.	FA, '25
62	Ifedi, German	K	6-5	325	31	9	Texas A&M '16	Houston, Texas	FA, '25
4	Kohou, Kader	CB	5-10	197	26	4	TAMU-Commerce '22	Abidjan, Ivory Coast	FA, '22
13	Maitre, Jason	CB	5-10	188	25	1	Wisconsin '24	Everett, Mass.	FA, '24
8	Mattison, Alexander	RB	5-11	220	27	7	Boise State '19	San Bernardino, Calif.	UFA, '25 (Lv)
6	Meyer, Andrew	OL	6-3	295	25	2	UTEP '24	San Marcos, Calif.	FA, '24
7	Sanders, Jason	K	5-11	195	29	8	New Mexico '18	Orange, Calif.	D7b, '18
RESERVE/NON-FOOTBALL ILLNESS									
24	Cam Smith	CB	6-1	186	24	3	South Carolina '23	Blythewood, S.C.	D2, '23



2025 MIAMI DOLPHINS POSITIONAL ROSTER

*as of Sept. 9, 2025

OFFENSE (25)

QUARTERBACKS (3)

NO	NAME	POS	HT	WT	EXP	COLLEGE
0	Zach Wilson	QB	6-2	214	5	BYU '21
1	Tua Tagovailoa	QB	6-1	225	6	Alabama '20
14	Quinn Ewers	QB	6-2	209	R	Texas '25

RUNNING BACKS (4)

NO	NAME	POS	HT	WT	EXP	COLLEGE
5	Jaylen Wright	RB	5-10	208	2	Tennessee '24
28	De'Von Achane	RB	5-9	191	3	Texas A&M '23
30	Alec Ingold	FB	6-1	232	7	Wisconsin '19
31	Ollie Gordon II	RB	6-2	225	R	Oklahoma State '25

WIDE RECEIVERS (6)

NO	NAME	POS	HT	WT	EXP	COLLEGE
6	Malik Washington	WR	5-8	195	2	Virginia '24
10	Tyreek Hill	WR	5-10	191	10	West Alabama '16
17	Jaylen Waddle	WR	5-10	185	5	Alabama '21
18	N. Westbrook-Ikhine	WR	6-2	211	6	Indiana '20
82	Dee Eskridge	WR	5-9	190	5	Western Mich. '21
84	Tahj Washington	WR	5-10	174	2	USC '24

TIGHT ENDS (3)

NO	NAME	POS	HT	WT	EXP	COLLEGE
80	Tanner Conner	TE	6-3	237	3	Idaho State '22
83	Darren Waller	TE	6-6	238	8	Georgia Tech '15
89	Julian Hill	TE	6-4	251	3	Campbell '23

OFFENSIVE LINEMEN (9)

NO	NAME	POS	HT	WT	EXP	COLLEGE
52	Patrick Paul	T	6-7	326	2	Houston '24
55	Aaron Brewer	OL	6-1	295	6	Texas State '20
64	Daniel Brunsill	OL	6-5	300	7	San Diego St. '17
70	Kendall Lamm	T	6-5	308	11	Appalachian St. '15
71	Kion Smith	OL	6-5	300	3	Fayetteville St. '21
72	Jonah Savaiinaaea	OL	6-5	326	R	Arizona '25
73	Austin Jackson	OL	6-5	310	6	USC '20
78	James Daniels	OL	6-4	320	8	Iowa '18
79	Larry Borom	OL	6-5	325	5	Missouri '21

RESERVE/INJURED (10)

NO	NAME	POS	HT	WT	EXP	COLLEGE
4	Kader Kohou	CB	5-10	197	4	TAMU-Commerce '22
7	Jason Sanders	K	5-11	195	8	New Mexico '18
8	Alexander Mattison	RB	5-11	220	7	Boise State '19
23	Artie Burns	CB	6-0	187	10	Miami (FL) '16
43	Jason Maitre	CB	5-10	188	1	Wisconsin '24
47	Jalin Conyers	TE	6-4	265	R	Texas Tech '25
60	Andrew Meyer	OL	6-3	295	2	UTEP '24
62	Obinna Eze	OL	6-8	325	1	TCU '22
62	Germain Ifedi	OL	6-5	325	9	Texas A&M '16
63	Yodny Cajuste	OL	6-5	310	4	West Virginia '19

RESERVE/PHYSICALLY UNABLE TO PERFORM (1)

NO	NAME	POS	HT	WT	EXP	COLLEGE
74	Liam Eichenberg	OL	6-6	300	5	Notre Dame '21

RESERVE/NON-FOOTBALL ILLNESS (1)

NO	NAME	POS	HT	WT	EXP	COLLEGE
24	Cam Smith	CB	6-1	186	3	South Carolina '23

DEFENSE (26)

DEFENSIVE LINEMEN (6)

NO	NAME	POS	HT	WT	EXP	COLLEGE
90	Kenneth Grant	DT	6-3	335	R	Michigan '25
91	Matthew Butler	DT	6-3	305	3	Tennessee '22
92	Zach Sieler	DT	6-6	300	8	Ferris State '18
93	Zeek Biggers	DT	6-6	319	R	Georgia Tech '25
94	Jordan Phillips	DT	6-3	305	R	Maryland '25
95	Benito Jones	DT	6-1	335	5	Mississippi '20

LINEBACKERS (9)

NO	NAME	POS	HT	WT	EXP	COLLEGE
2	Bradley Chubb	LB	6-4	268	8	NC State '18
3	K.J. Britt	LB	6-0	240	5	Auburn '21
8	Matthew Judon	LB	6-3	265	10	Grand Valley St. '16
15	Jaelan Phillips	LB	6-5	263	5	Miami (FL) '21
20	Jordan Brooks	LB	6-0	240	6	Texas Tech '20
25	Tyrel Dodson	LB	6-0	237	6	Texas A&M '19
40	Willie Gay Jr.	LB	6-1	246	6	Mississippi State '20
44	Chop Robinson	LB	6-3	254	2	Penn State '24
53	Cameron Goode	LB	6-3	245	3	California '22

DEFENSIVE BACKS (11)

NO	NAME	POS	HT	WT	EXP	COLLEGE
9	Ifeatu Melifonwu	S	6-3	210	5	Syracuse '21
11	Dante Trader Jr.	S	5-11	202	R	Maryland '25
21	Ashlyn Davis	S	6-1	205	6	California '20
22	Elijah Campbell	DB	5-11	200	5	Northern Iowa '18
23	Jack Jones	CB	5-11	175	4	Arizona State '22
26	Rasul Douglas	CB	6-2	209	9	West Virginia '17
27	Ethan Bonner	CB	6-1	190	2	Stanford '23
29	Minkah Fitzpatrick	S	6-1	207	8	Alabama '18
32	JuJu Brents	CB	6-3	198	3	Kansas St. '23
33	Jason Marshall Jr.	CB	6-0	204	R	Florida '25
36	Storm Duck	CB	6-0	195	2	Louisville '24

SPECIALISTS (2)

NO	NAME	POS	HT	WT	EXP	COLLEGE
16	Jake Bailey	P	6-2	212	7	Stanford '19
49	Joe Cardona	LS	6-2	241	11	Navy '15

PRACTICE SQUAD (16)

NO	NAME	POS	HT	WT	EXP	COLLEGE
34	Jeff Wilson Jr.	RB	6-0	205	8	North Texas '18
35	John Saunders Jr.	S	6-2	210	R	Mississippi '25
37	JaMychal Hasty	RB	5-8	205	5	Baylor '20
38	Cornell Armstrong	CB	6-0	185	6	Southern Miss '18
43	Jordan Colbert	S	6-2	218	1	Rhode Island '24
46	Isaiah Johnson	CB	6-3	205	1	Syracuse '24
47	Riley Patterson	K	6-0	190	5	Memphis '21
56	Quinton Bell	LB	6-4	258	4	Prairie View A&M '19
59	Derrick McLendon	LB	6-4	250	1	Colorado '24
66	Braeden Daniels	OL	6-4	305	2	Utah '23
68	Josh Priebe	OL	6-5	306	R	Michigan '25
81	Theo Wease Jr.	WR	6-2	210	R	Missouri '25
85	Greg Dulcich	TE	6-4	245	4	UCLA '22
87	Hayden Rucci	TE	6-5	247	1	Wisconsin '24
88	AJ Henning	WR	5-10	192	R	Northwestern '25
96	Alex Huntley	DT	6-4	298	R	South Carolina '25



2025 MIAMI DOLPHINS – HOW THEY WERE ACQUIRED

*as of Sept. 9, 2025

	DRAFT (19)	UDFA (4)	TRADES (4)	WAIVERS (5)	FREE AGENTS (21)
2019				DT Zach Sieler (Bal.)	
2020	QB Tua Tagovailoa (1a) OL Austin Jackson (1b)				
2021	WR Jaylen Waddle (1a) LB Jaelan Phillips (1b)			DB Elijah Campbell (NYJ)	OL Kion Smith
2022	LB Cameron Goode (7a)	TE Tanner Conner	LB Bradley Chubb (Den.) WR Tyreek Hill (KC)		FB Alec Ingold
2023	RB De'Von Achane (3)	CB Ethan Bonner TE Julian Hill			P Jake Bailey
2024	LB Chop Robinson (1) T Patrick Paul (2) RB Jaylen Wright (4) WR Malik Washington (6a) WR Tahj Washington (7)	CB Storm Duck		LB Tyrel Dodson (Sea.)	OL Aaron Brewer (Ten.) LB Jordyn Brooks (Sea.) WR Dee Eskridge DT Benito Jones
2025	DT Kenneth Grant (1) OL Jonah Savaiinaea (2) DT Jordan Phillips (5a) CB Jason Marshall Jr. (5b) S Dante Triller Jr. (5c) RB Ollie Gordon II (6) CB Quinn Ewers (7a) DT Zeek Biggers (7b)		S Minkah Fitzpatrick (Pit.) TE Darren Waller (NYG)	CB JuJu Brents (Ind.) DT Matthew Butler (LV)	OL Larry Borom (Chi.) LB K.J. Britt (TB) OL Daniel Brunskill LS Joe Cardona CB Rasul Douglas OL James Daniels (Pit.) S Ashtyn Davis (NYJ) LB Willie Gay Jr. (NO) CB Jack Jones LB Matthew Judon T Kendall Lamm S Ifeatu Melifonwu (Det.) WR Nick Westbrook-Ikhine (Ten.) QB Zach Wilson (Den.)

* all rosters as of Sept. 9, 2025

PRONUNCIATION GUIDE					
PLAYER	PHONETICALLY	PLAYER	PHONETICALLY	COACH/PLAYER	PHONETICALLY
RB De'Von Achane	duh-VON A-chan	S Ifeatu Melifonwu	ee-FAH-too mel-uh-fawn-woo	Mathieu Araujo	uh-ROO-joh
OL Aaron Brewer	AY-rin	LB Jaelan Phillips	JAY-len	Kynjee' Cotton	KEN-jay
OL Larry Borom	BOAR-uhm	OL Jonah Savaiinaea	suh-VEYE-ee-neye-uh	Lemuel Jeanpierre	leh-mew-ELL zhon-pee-AIR
LB Tyrel Dodson	TIE-rell	OL Kion Smith	kee-on	Dave Pulo	puh-LOH-kuh
CB Rasul Douglas	ruh-sool	DT Zach Sieler	SEE-ler	Eric Stutesville	STOO-des-vill
LB Cameron Goode	good	QB Tua Tagovailoa	TOO-uh TUNG-oh-vai-LOA		
FB Alec Ingold	INN-gold	WR Nick Westbrook-Ikhine	ih-KEY-nay		
LB Matthew Judon	JOO-don				



MIAMI DOLPHINS CONTRACT STATUS

*as of Sept. 9, 2025

CONTRACT STATUS									
	NO	NAME	2025	2026	2027	2028	2029	2030	CONTRACT DETAILS
QB	0	Wilson, Zach		UFA					Signed 1-year contract as UFA in 2025
	1	Tagovailoa, Tua					UFA		Signed 4-year contract extension in 2024
	14	Ewers, Quinn						UFA	Signed 4-year rookie contract in 2025
RB	5	Wright, Jaylen				UFA			Signed 4-year rookie contract in 2024
	28	Achane, De'Von			UFA				Signed 4-year rookie contract in 2023
	30	Ingold, Alec			UFA				Signed 3-year contract extension in 2023
	31	Gordon II, Ollie					UFA		Signed 4-year rookie contract in 2025
	6	Washington, Malik				UFA			Signed 4-year rookie contract in 2024
	10	Hill, Tyreek			UFA				Signed 3-year contract restructure in 2024
WR	17	Waddle, Jaylen					UFA		Signed 3-year contract extension in 2024
	18	Westbrook-Ikhine, Nick			UFA				Signed 2-year contract as UFA in 2025
	82	Eskridge, Dee		UFA					Signed 1-year contract as UFA in 2025
	84	Washington, Tahj				UFA			Signed 4-year rookie contract in 2024
	80	Conner, Tanner		RFA					Signed 2-year contract as FA in 2024
	83	Waller, Darren		UFA					Signed 1-year contract restructure in 2025
TE	89	Hill, Julian		RFA					Signed 3-year contract as UDFA in 2023
	52	Paul, Patrick				UFA			Signed 4-year rookie contract in 2024
	55	Brewer, Aaron			UFA				Signed 3-year contract as UFA in 2024
OL	64	Brunskill, Daniel		UFA					Signed 1-year contract as FA in 2025
	70	Lamm, Kendall		UFA					Signed 1-year contract as FA in 2025
	71	Smith, Kion		RFA					Signed 1-year contract as ERFA in 2025
	72	Savainaea, Jonah					UFA		Signed 4-year rookie contract in 2025
	73	Jackson, Austin			UFA				Signed 3-year contract extension in 2023
	78	Daniels, James				UFA			Signed 3-year contract as UFA in 2025
	79	Borom, Larry		UFA					Signed 1-year contract as UFA in 2025
	90	Grant, Kenneth					5YO	UFA	Signed 5-year rookie contract in 2025
	91	Butler, Matthew		RFA					Signed 1-year contract as ERFA with LV in 2025
DL	92	Sieler, Zach						UFA	Signed 3-year contract extension in 2025
	93	Biggers, Zeek					UFA		Signed 4-year rookie contract in 2025
	94	Phillips, Jordan					UFA		Signed 4-year rookie contract in 2025
	95	Jones, Benito		UFA					Signed 1-year contract as UFA in 2025
LB	2	Chubb, Bradley				UFA			Signed 3-year contract restructure in 2025
	3	Britt, K.J.		UFA					Signed 1-year contract as UFA in 2025
	8	Judon, Matthew		UFA					Signed 1-year contract as FA in 2025
	15	Phillips, Jaelan		UFA					Signed 5-year rookie contract in 2021
	20	Brooks, Jordyn			UFA				Signed 3-year contract as UFA in 2024
	25	Dodson, Tyrel			UFA				Signed 2-year contract as UFA in 2025
	40	Gay Jr., Willie		UFA					Signed 1-year contract as UFA in 2025
	44	Robinson, Chop				5YO	UFA		Signed 5-year rookie contract in 2024
	53	Goode, Cameron		RFA					Signed 1-year contract as ERFA in 2025
				UFA					
DB	9	Melifonwu, Ifeatu							Signed 1-year contract as UFA in 2025
	11	Trader Jr., Dante					UFA		Signed 4-year rookie contract in 2025
	21	Davis, Ashtyn		UFA					Signed 1-year contract as UFA in 2025
	22	Campbell, Elijah		UFA					Signed 1-year contract as UFA in 2025
	23	Jones, Jack		UFA					Signed 1-year contract as FA in 2025
	26	Douglas, Rasul		UFA					Signed 1-year contract as FA in 2025
	27	Bonner, Ethan		ERFA					Signed 2-year contract as FA in 2024
	29	Fitzpatrick, Minkah			UFA				Signed 2-year contract restructure in 2025
	32	Brents, JuJu			UFA				Signed 4-year rookie contract with IND in 2023
	33	Marshall Jr., Jason					UFA		Signed 4-year rookie contract in 2025
	36	Duck, Storm			RFA				Signed 3-year contract as UDFA in 2024
ST	16	Bailey, Jake		UFA					Signed 2-year contract as UFA in 2024
	49	Cardona, Joe		UFA					Signed 1-year contract as FA in 2025



**SUPPLEMENTAL
STATS**



2025 REGULAR SEASON STATISTICS

REGULAR SEASON RESULTS (0-1)				
DATE	OPPONENT	SCORE	W/L	ATTENDANCE
Sept. 7	at Indianapolis	8-33	L	64,065
Sept. 14	NEW ENGLAND			
Sept. 18	at Buffalo			
Sept. 29	N.Y. JETS			
Oct. 5	at Carolina			
Oct. 12	L.A. CHARGERS			
Oct. 19	at Cleveland			
Oct. 26	at Atlanta			
Oct. 30	BALTIMORE			
Nov. 9	BUFFALO			
Nov. 16	WASHINGTON (in Madrid)			
Nov. 30	NEW ORLEANS			
Dec. 7	at N.Y. Jets			
Dec. 15	at Pittsburgh			
Dec. 21	CINCINNATI			
Dec. 28	TAMPA BAY			
TBD	at New England			

TEAM STATISTICS		
	DOLPHINS	OPPONENTS
TOTAL FIRST DOWNS	12	27
Rushing	3	11
Passing	9	14
Penalty	0	2
3rd Down: Made/Att	5/10	7/15
3rd Down Pct.	50.0%	46.7%
4th Down: Made/Att	1/2	3/3
4th Down Pct.	50.0%	100.0%
POSSESSION AVG.	21:17	38:43
TOTAL NET YARDS	211	418
Avg. Per Game	211.0	418.0
Total Plays	46	70
Avg. Per Play	4.6	6.0
NET YARDS RUSHING	78	156
Avg. Per Game	78.0	156.0
Total Rushes	12	40
NET YARDS PASSING	133	262
Avg. Per Game	133.0	262.0
Sacked/Yards Lost	3/13	1/10
Gross Yards	146	272
Attempts/Completions	31/19	29/22
Completion Pct.	61.3%	75.9%
Had Intercepted	2	0
PUNTS/AVERAGE	1/42.0	0/0
NET PUNTING AVG.	42	0
PENALTIES/YARDS	3/15	4/45
FUMBLES/BALL LOST	1/1	0/0
TOUCHDOWNS	1	3
Rushing	0	2
Passing	1	1
Returns	0	0

SCORE BY QUARTERS	Q1	Q2	Q3	Q4	OT	PTS
Dolphins	0	0	0	8	0	8
Opponents	3	17	3	10	0	33



2025 REGULAR SEASON STATISTICS

PASSING													
	ATT	CMP	YDS	CMP%	YDS/ATT	TD	TD%	INT	INT%	LONG	SACK	LOST	RATING
T.Tagovailoa	23	14	114	60.9%	5.0	1	4.3%	2	8.7%	21	3.0	13	51.7
Z.Wilson	8	5	32	62.5%	4.0	0	0.0%	0	0.0%	11	0.0	0	70.8
DOLPHINS	31	19	146	61.3%	4.7	1	3.2%	2	6.5%	21	3.0	13	56.6
OPPONENTS	29	22	272	75.9%	9.4	1	3.4%	0	0.0%	36	1.0	10	115.9

RUSHING					
	NO.	YDS.	AVG.	LG	TD
D.Achane	7	55	7.9	26	0
M.Washington	1	9	9.0	9	0
T.Tagovailoa	1	7	7.0	7	0
O.Gordon II	2	4	2.0	3	0
Z.Wilson	1	3	3.0	3	0
DOLPHINS	12	78	6.5	26	0
OPPONENTS	40	156	3.9	15	2

RECEIVING					
	NO.	YDS.	AVG.	LG	TD
T.Hill	4	40	10.0	21	0
J.Waddle	4	30	7.5	16	0
D.Achane	3	20	6.7	11t	1
T.Conner	2	20	10.0	14	0
M.Washington	2	20	10.0	11	0
D.Eskridge	1	9	9.0	9	0
N.Westbrook-Ikhine	1	7	7.0	7	0
A.Ingold	1	1	1.0	1	0
O.Gordon II	1	-1	-1.0	-1	0
J.Hill	0	0	0.0	0	0
DOLPHINS	19	146	7.7	21	1
OPPONENTS	22	272	12.4	36	1

INTERCEPTIONS					
	NO.	YDS.	AVG.	LG	TD
DOLPHINS	0	0	0	0	0
OPPONENTS	2	16	8.0	14	0

PUNTING								
	NO.	YDS.	AVG.	NET	TB	IN 20	LG	BLK
J.Bailey	1	42	42.0	42.0	0	1	42	0
DOLPHINS	1	42	42.0	42.0	0	1	42	0
OPPONENTS	0	0	0					

PUNT RETURNS						
	RET.	FC	YDS.	AVG.	LG	TD
DOLPHINS	0	0	0	0	0	0
OPPONENTS	0	1	0	0.0	0	0

KICKOFF RETURNS					
	NO.	YDS.	AVG.	LG	TD
D.Eskridge	4	109	27.3	38	0
M.Washington	3	60	20.0	27	0
DOLPHINS	7	169	24.1	38	0
OPPONENTS	1	27	27.0	27	0

FIELD GOALS					
	1-19	20-29	30-39	40-49	50+
DOLPHINS	0/0	0/0	0/0	0/0	0/0
OPPONENTS	0/0	2/2	1/1	1/1	0/0

SCORING								
	TOTAL	TDR	TDP	TDRT	PAT	FG	2-PT	PTS
D.Achane	1	0	1	0	0/0	0/0	0	6
J.Hill	0	0	0	0	0/0	0/0	1	2
DOLPHINS	1	0	1	0	0/0	0/0	1	8
OPPONENTS	3	2	1	0	3/3	4/4	0	33



2025 REGULAR SEASON STATISTICS

TWO-POINT CONVERSIONS

J. Hill 1.

DOLPHINS: 1/1, OPPONENTS: 0/0

SACKS

B. Chubb 1.0.

DOLPHINS: 1.0, OPPONENTS: 3.0

DEFENSE

PLAYER	SOLO	ASST	TOT	SACKS	YDS	TFL	QBH	INT	PD	FF	FR
J.Brooks	5	9	14	-	-	1	-	-	-	-	-
T.Dodson	6	7	13	-	-	1	-	-	-	-	-
M.Fitzpatrick	5	3	8	-	-	-	-	-	1	-	-
J.Jones	3	5	8	-	-	-	-	-	1	-	-
I.Melifonwu	6	0	6	-	-	-	-	-	-	-	-
Jo.Phillips	2	3	5	-	-	-	-	-	-	-	-
K.Grant	1	3	4	-	-	-	-	-	-	-	-
Z.Sieler	3	0	3	-	-	-	-	-	-	-	-
D.Trader Jr.	2	1	3	-	-	-	-	-	-	-	-
M.Butler	2	0	2	-	-	-	-	-	-	-	-
S.Duck	1	1	2	-	-	-	-	-	1	-	-
M.Judon	1	1	2	-	-	-	-	-	-	-	-
Ja.Phillips	1	1	2	-	-	-	-	-	-	-	-
J.Marshall Jr.	1	1	2	-	-	-	1	-	-	-	-
B.Chubb	1	0	1	1.0	10	1	1	-	-	-	-
R.Douglas	1	0	1	-	-	-	-	-	1	-	-
C.Robinson	1	0	1	-	-	-	-	-	-	-	-
A.Davis	1	0	1	-	-	1	-	-	-	-	-
DOLPHINS	43	35	78	1.0	10	4	2	0	4	-	-

NOTE: Special teams and miscellaneous statistics not included above.

Miscellaneous Tackles: D. Achane (1.0), D. Eskridge (1.0), J.Savaiinaea (1.0).

Miscellaneous Fumble Recoveries: None.

Sacks: B.Chubb (1.0) - 1.0 at Indianapolis (9/7).

SPECIAL TEAMS

PLAYER	SOLO	ASST	TOTAL	FF	FR	BFG	BPAT	BPNT
M.Fitzpatrick	1	0	1	-	-	-	-	-
DOLPHINS	1	0	1	-	-	-	-	-

STATISTICAL BESTS

RUSHING

DOLPHINS – INDIVIDUAL

Attempts	7	De'Von Achane at Indianapolis, 9/7
Yards	55	De'Von Achane at Indianapolis, 9/7
Touchdowns	-	Has not happened yet
Yards by Quarterback	7	Tua Tagovailoa at Indianapolis, 9/7
Longest Run from Scrimmage	26	De'Von Achane at Indianapolis, 9/7
Longest Run from Scrimmage for TD	-	Has not happened yet

PASSING

Attempts	23	Tua Tagovailoa at Indianapolis, 9/7
Completions	14	Tua Tagovailoa at Indianapolis, 9/7
Yards	114	Tua Tagovailoa at Indianapolis, 9/7
Touchdowns	1	Tua Tagovailoa at Indianapolis, 9/7
Completion Percentage (min. 20 att.)	60.9	Tua Tagovailoa at Indianapolis, 9/7
Longest Completion	21	Tua Tagovailoa to Tyreek Hill at Indianapolis, 9/7
Longest Completion for TD	11t	Tua Tagovailoa to De'Von Achane at Indianapolis, 9/7
Passer Rating (min. 20 att.)	51.7	Tua Tagovailoa at Indianapolis, 9/7

RECEIVING

Receptions	4	Tyreek Hill at Indianapolis, 9/7
Yards	40	Jaylen Waddle at Indianapolis, 9/7
Touchdowns	1	Tyreek Hill at Indianapolis, 9/7
Longest Reception	21	De'Von Achane at Indianapolis, 9/7
Longest Reception by Running Back	11t	Tyreek Hill at Indianapolis, 9/7
Yards by Running Back	20	De'Von Achane at Indianapolis, 9/7

TOTAL YARDS FROM SCRIMMAGE

75

De'Von Achane at Indianapolis, 9/7



2025 REGULAR SEASON STATISTICS

TACKLES

Total	14	Jordyn Brooks at Indianapolis, 9/7
Solo	9	Jordyn Brooks at Indianapolis, 9/7

INTERCEPTIONS

Interceptions	-	Has not happened yet
Longest Return	-	Has not happened yet
Longest Return for TD	-	Has not happened yet

FUMBLES

Total Forced	-	Has not happened yet
Total Recovered	-	Has not happened yet
Longest Return for TD	-	Has not happened yet

SACKS

Total	1.0	Bradley Chubb at Indianapolis, 9/7
Yards Lost	10	Bradley Chubb at Indianapolis, 9/7

SPECIAL TEAMS

Field Goals Made	-	Has not happened yet
Field Goal Attempts	-	Has not happened yet
Longest Field Goal Made	-	Has not happened yet
Longest Field Goal Attempt	-	Has not happened yet
Punts	1	Jake Bailey at Indianapolis, 9/7
Longest Punt, yards	42	Jake Bailey at Indianapolis, 9/7
Highest Gross Punting Average (min. 4 punts)	-	Has not happened yet
Highest Net Punting Average (min. 4 punts)	-	Has not happened yet
Most Punt Returns	-	Has not happened yet
Most Punt Return Yards	-	Has not happened yet
Highest Punt Return Average (min. 3 returns)	-	Has not happened yet
Longest Punt Return	-	Has not happened yet
Most Kickoff Returns	4	Dee Eskridge at Indianapolis, 9/7
Most Kickoff Return Yards	109	Dee Eskridge at Indianapolis, 9/7
Highest Kickoff Return Average (min. 3 returns)	27.3	Dee Eskridge at Indianapolis, 9/7

OPPONENTS – INDIVIDUAL

RUSHING

Attempts	18	Jonathan Taylor at Indianapolis, 9/7
Yards	71	Jonathan Taylor at Indianapolis, 9/7
Touchdowns	2	Daniel Jones at Indianapolis, 9/7
Yards by Quarterback	26	Daniel Jones at Indianapolis, 9/7
Longest Run from Scrimmage	15	Jonathan Taylor at Indianapolis, 9/7
Longest Run from Scrimmage for TD	1t	Ashton Dulin at Indianapolis, 9/7
		Daniel Jones at Indianapolis, 9/7

PASSING

Attempts	29	Daniel Jones at Indianapolis, 9/7
Completions	22	Daniel Jones at Indianapolis, 9/7
Yards	272	Daniel Jones at Indianapolis, 9/7
Touchdowns	1	Daniel Jones at Indianapolis, 9/7
Completion Percentage (min. 20 att.)	75.9	Daniel Jones at Indianapolis, 9/7
Longest Completion	36	Daniel Jones to Alec Pierce at Indianapolis, 9/7
Longest Completion for TD	27t	Daniel Jones to Michael Pittman Jr. at Indianapolis, 9/7
Passer Rating (min. 20 att.)	115.9	Daniel Jones at Indianapolis, 9/7

RECEIVING

Receptions	7	Tyler Warren at Indianapolis, 9/7
Yards	80	Michael Pittman Jr. at Indianapolis, 9/7
Touchdowns	1	Michael Pittman Jr. at Indianapolis, 9/7
Longest Reception	36	Alec Pierce at Indianapolis, 9/7
Longest Reception by Running Back	16	Jonathan Taylor at Indianapolis, 9/7
Yards by Running Back	27	Jonathan Taylor at Indianapolis, 9/7

TOTAL YARDS FROM SCRIMMAGE	98	Jonathan Taylor at Indianapolis, 9/7
----------------------------	----	--------------------------------------



2025 REGULAR SEASON STATISTICS

TACKLES

Total	6	Nick Cross at Indianapolis, 9/7 Charvarius Ward at Indianapolis, 9/7
Solo	4	Nick Cross at Indianapolis, 9/7 Charvarius Ward at Indianapolis, 9/7

INTERCEPTIONS

Total	1	Camryn Bynum at Indianapolis, 9/7 Laiatu Latu at Indianapolis, 9/7
Longest Return	14	Camryn Bynum at Indianapolis, 9/7
Longest Return for TD	-	Has not happened yet

FUMBLES

Total Forced	1	Kenny Moore III at Indianapolis, 9/7
Total Recovered	1	Xavien Howard at Indianapolis, 9/7
Longest Return for TD	-	Has not happened yet

SACKS

Total	1.0	Nick Cross at Indianapolis, 9/7 Samson Ebukam at Indianapolis, 9/7 Kenny Moore III at Indianapolis, 9/7
Yards Lost	7	Nick Cross at Indianapolis, 9/7

SPECIAL TEAMS

Field Goals Made	4	Spencer Shrader at Indianapolis, 9/7
Field Goal Attempts	4	Spencer Shrader at Indianapolis, 9/7
Longest Field Goal Made	48	Spencer Shrader at Indianapolis, 9/7
Longest Field Goal Attempt	48	Spencer Shrader at Indianapolis, 9/7
Punts	-	Has not happened yet
Longest Punt, yards	-	Has not happened yet
Highest Gross Punting Average (min. 4 punts)	-	Has not happened yet
Highest Net Punting Average (min. 4 punts)	-	Has not happened yet
Most Punt Returns	-	Has not happened yet
Most Punt Return Yards	-	Has not happened yet
Highest Punt Return Average (min. 3 returns)	-	Has not happened yet
Longest Punt Return	-	Has not happened yet
Most Kickoff Returns	1	Ashton Dulin at Indianapolis, 9/7
Most Kickoff Return Yards	27	Ashton Dulin at Indianapolis, 9/7
Highest Kickoff Return Average (min. 3 returns)	-	Has not happened yet
Longest Kickoff Return	27	Ashton Dulin at Indianapolis, 9/7

IN 2025 MIAMI WAS...

0-0	when leading after the 1st quarter	0-1	in road games
0-0	when leading after the 2nd quarter	0-1	when playing indoors
0-0	when leading after the 3rd quarter	0-0	when playing outdoors
0-1	when behind after the 1st quarter	0-1	when playing on artificial turf
0-1	when behind after the 2nd quarter	0-0	when playing on grass
0-1	when behind after the 3rd quarter	0-0	when winning the coin toss
0-0	when Miami scores first	0-0	when scoring 21 points or more
0-1	when opponent scores first	0-0	when yielding 20 points or fewer
0-0	when tied at halftime	0-0	in overtime contests
0-0	in home games	0-0	in one score games

DRIVE PRODUCTION

	POSS	TD	FGM	FGA	PUNT	INT	FUM	DOWN	TIME	SAF
DOLPHINS	7	1	0	0	1	2	1	1	1	0
OPPONENTS	7	3	4	4	0	0	0	0	0	0

RED ZONE PRODUCTION

	POSS	TD	FGM	FGA	INT	FUM	DWNS	TIME	RZ PLAYS	RZ RUSH	RZ PASS
DOLPHINS	1	1	0	0	0	0	0	0	4	1	3
OPPONENTS	6	3	3	3	0	0	0	0	18	14	3

BLOCKS

	FGs	PATs	PUNTS	TOTAL
BY DOLPHINS	-	-	-	-
BY OPPONENTS	-	-	-	-



2025 REGULAR SEASON STATISTICS

TURNOVERS								
GAME	TAKEAWAYS			GIVEAWAYS			DIFF	W/L
	INT	FUM	TOTAL	INT	FUM	TOTAL		
at Indianapolis	0	0	0	2	1	3	-3	L
NEW ENGLAND								
at Buffalo								
NEW YORK JETS								
at Carolina								
L.A. CHARGERS								
at Cleveland								
at Atlanta								
BALTIMORE								
BUFFALO								
WASHINGTON								
NEW ORLEANS								
at N.Y. Jets								
at Pittsburgh								
CINCINNATI								
TAMPA BAY								
at New England								
TOTAL	0	0	0	2	1	3	-3	L

DOLPHINS BIG PLAYS			
PASSING (25+ yards)		RUSHING (15+ yards)	
-	Has not happened yet	26	D. Achane at Ind., 9/7
		15	D. Achane at Ind., 9/7

OPPONENTS BIG PLAYS			
PASSING (25+ yards)		RUSHING (15+ yards)	
36	D.Jones to A.Pierce at Ind., 9/7	15	J. Taylor at Ind., 9/7
27t	D.Jones to M.Pittman Jr. at Ind., 9/7	15	A. Dulin at Ind., 9/7

DOLPHINS BIG GAMES		
100-YARD RUSHERS	100-YARD RECEIVERS	300-YARD PASSERS
-	Has not happened yet	-
		Has not happened yet

OPPONENTS BIG GAMES		
100-YARD RUSHERS	100-YARD RECEIVERS	300-YARD PASSERS
-	Has not happened yet	-
		Has not happened yet



2025 REGULAR SEASON STATISTICS

GAME-BY-GAME STARTERS (OFFENSE)

GAME	WR	LT	LG	C	RG	RT	TE	WR	QB	FB	RB
at Ind.	Waddle	Paul	Savaiinaea	Brewer	J. Daniels	Jackson	J. Hill	T. Hill	Tagovailoa	Ingold	Achane
NE											
at Buf.											
NYJ											
at Car.											
LAC											
at Cle.											
at Atl.											
BAL											
BUF											
WAS											
NO											
at NYJ											
at Pitt.											
CIN											
TB											
at NE											

GAME-BY-GAME STARTERS (DEFENSE)

GAME	DT	DT	DT	LB	LB	LB	LB	CB	CB	S	S
at Ind.	Sieler	Jones	Grant	Chubb	Dodson	Brooks	Ja. Phillips	Duck	Jones	Melifonwu	Fitzpatrick
NE											
at Buf.											
NYJ											
at Car.											
LAC											
at Cle.											
at Atl.											
BAL											
BUF											
WAS											
NO											
at NYJ											
at Pitt.											
CIN											
TB											
at NE											

GAME-BY-GAME INACTIVES

at Ind.	Wright	Ewers*	Bonner	Lamm	Waller	T. Washington	Biggers
NE							
at Buf.							
NYJ							
at Car.							
LAC							
at Cle.							
at Atl.							
BAL							
BUF							
WAS							
NO							
at NYJ							
at Pitt.							
CIN							
TB							
at NE							

* Emergency Third Quarterback



2025 REGULAR SEASON STATISTICS

GAME-BY-GAME OFFENSE

	SCORE				1ST DOWNS			3RD DOWN		4TH DOWN		NET YARDS							
	PTS	OPP PTS	DIFF	OT	TOTAL	RUSH	PASS	PEN	CONV	ATT	CONV	ATT	TOTAL	RUSH	PASS	TO	PEN	PEN YDS	TOP
at Ind.	8	33	-25	-	12	3	9	0	5	10	1	2	211	78	133	3	3	15	21:17
NE																			
at Buf.																			
NYJ																			
at Car.																			
LAC																			
at Cle.																			
at Atl.																			
BAL																			
BUF																			
WAS																			
NO																			
at NYJ																			
at Pitt.																			
CIN																			
TB																			
at NE																			
TOTALS	8	33	-25	-	12	3	9	0	5	10	1	2	211	78	133	3	3	15	21:17

GAME-BY-GAME DEFENSE

	SCORE				1ST DOWNS			3RD DOWN		4TH DOWN		NET YARDS						TOP	
	PTS	OPP PTS	DIFF	OT	TOTAL	RUSH	PASS	PEN	CONV	ATT	CONV	TOTAL	RUSH	PASS	TO	PEN	PEN YDS		
at Ind.	33	8	+25	-	27	11	14	2	7	15	3	3	418	156	262	0	4	45	38:43
NE																			
at Buf.																			
NYJ																			
at Car.																			
LAC																			
at Cle.																			
at Atl.																			
BAL																			
BUF																			
WAS																			
NO																			
at NYJ																			
at Pitt.																			
CIN																			
TB																			
at NE																			
TOTALS	33	8	+25	-	27	11	14	2	7	15	3	3	418	156	262	0	4	45	38:43



2025 REGULAR SEASON STATISTICS

GAME-BY-GAME RUSHING

(CARRIES-YARDS GAINED-LONGEST-TOUCHDOWNS)

	ACHANE	WRIGHT	GORDON II	INGOLD	TAGOVAILOA	M. WASHINGTON	T. HILL	WADDLE
at Ind.	7-55-26-0	INACTIVE	2-4-3-0	0-0-0-0	1-7-7-0	1-9-9-0	0-0-0-0	0-0-0-0
NE								
at Buf.								
NYJ								
at Car.								
LAC								
at Cle.								
at Atl.								
BAL								
BUF								
WAS								
NO								
at NYJ								
at Pitt.								
CIN								
TB								
at NE								

OTHERS: Z. WILSON: 1-3-3-0 at Indianapolis (9/7).

GAME-BY-GAME RECEIVING

(RECEPTIONS-YARDS GAINED-LONGEST-TOUCHDOWNS)

	T. HILL	WADDLE	M. WASHINGTON	WESTBROOK-KHINE	ESKRIDGE	CONNER	ACHANE	INGOLD
at Ind.	4-40-21-0	4-30-16-0	2-20-11-0	1-7-7-0	1-9-9-0	2-20-14-0	3-20-11t-1	1-1-1-0
NE								
at Buf.								
NYJ								
at Car.								
LAC								
at Cle.								
at Atl.								
BAL								
BUF								
WAS								
NO								
at NYJ								
at Pitt.								
CIN								
TB								
at NE								

OTHERS: GORDON II: 1-(-1)-(-1)-0 at Indianapolis (9/7).



2025 REGULAR SEASON STATISTICS

GAME-BY-GAME PASSING

	TUA TAGOVAILOA								
	COMP	ATT	YDS	PCT	TD	INT	LG	SKD/YDS	RATING
at Ind.	14	23	114	60.9	1	2	21	3/13	51.7
NE									
at Buf.									
NYJ									
at Car.									
LAC									
at Cle.									
at Atl.									
BAL									
BUF									
WAS									
NO									
at NYJ									
at Pitt.									
CIN									
TB									
at NE									

	ZACH WILSON								
	COMP	ATT	YDS	PCT	TD	INT	LG	SKD/YDS	RATING
at Ind.	14	23	32	71.9	0	0	11	0/0	70.8
NE									
at Buf.									
NYJ									
at Car.									
LAC									
at Cle.									
at Atl.									
BAL									
BUF									
WAS									
NO									
at NYJ									
at Pitt.									
CIN									
TB									
at NE									

	QUINN EWERS								
	COMP	ATT	YDS	PCT	TD	INT	LG	SKD/YDS	RATING
at Ind.				INACTIVE - EMERGENCY 3RD QB					
NE									
at Buf.									
NYJ									
at Car.									
LAC									
at Cle.									
at Atl.									
BAL									
BUF									
WAS									
NO									
at NYJ									
at Pitt.									
CIN									
TB									
at NE									



2025 REGULAR SEASON STATISTICS

2025 REGULAR SEASON PLAYER PARTICIPATION

NAME	IND	NE	BUF	NYJ	CAR	LAC	CLE	ATL	BAL	BUF	WAS	NO	NYJ	PIT	CIN	TB	NE	GP	GS	DNP	INA
Achane, De'Von	RB																	1	1	0	0
Armstrong, Cornell	PS																	0	0	0	0
Bailey, Jake	X																	1	0	0	0
Bell, Quinton	PS																	0	0	0	0
Biggers, Zeek	INA																	0	0	0	1
Borner, Ethan	INA																	0	0	0	1
Borom, Larry	X																	1	0	0	0
Brents, JuJu	DNP																	0	0	1	0
Brewer, Aaron	C																	1	1	0	0
Britt, K.J.	X																	1	0	0	0
Brooks, Jordyn	LB																	1	1	0	0
Brunskill, Daniel	DNP																	0	0	1	0
Burns, Artie	IR																	0	0	0	0
Butler, Matthew	X																	1	0	0	0
Cajuste, Yodny	IR																	0	0	0	0
Campbell, Elijah	X																	1	0	0	0
Cardona, Joe	X																	1	0	0	0
Chubb, Bradley	LB																	1	1	0	0
Colbert, Jordan	PS																	0	0	0	0
Conner, Tanner	X																	1	0	0	0
Conyers, Jalyn	IR																	0	0	0	0
Daniels, Braeden	PS																	0	0	0	0
Daniels, James	RG																	1	1	0	0
Davis, Ashtyn	X																	1	0	0	0
Dodson, Tyrel	LB																	1	1	0	0
Douglas, Rasul	X																	1	0	0	0
Duck, Storm	CB																	1	1	0	0
Dulcich, Greg	PS																	0	0	0	0
Eichenberg, Liam	PUP																	0	0	0	0
Eskridge, Dee	X																	1	0	0	0
Ewers, Quinn	INA*																	0	0	0	1
Eze, Obinna	IR																	0	0	0	0
Fitzpatrick, Minkah	S																	1	1	0	0
Gay Jr., Willie	X																	1	0	0	0
Goode, Cameron	X																	1	0	0	0
Gordon II, Ollie	X																	1	0	0	0
Grant, Kenneth	DT																	1	1	0	0
Hasty, JaMycal	PS																	0	0	0	0
Henning, AJ	PS																	0	0	0	0
Hill, Julian	TE																	1	1	0	0
Hill, Tyreek	WR																	1	1	0	0
Huntley, Alex	PS																	0	0	0	0
Ifedi, Germain	IR																	0	0	0	0
Ingold, Alec	FB																	1	1	0	0
Jackson, Austin	RT																	1	1	0	0
Johnson, Isaiah	PS																	0	0	0	0
Jones, Benito	DT																	1	1	0	0
Jones, Jack	CB																	1	1	0	0
Judon, Matthew	X																	1	0	0	0
Kohou, Kader	IR																	0	0	0	0
Lamm, Kendall	INA																	0	0	0	1
Maitre, Jason	IR																	0	0	0	0
Marshall Jr., Jason	X																	1	0	0	0
Mattison, Alexander	IR																	0	0	0	0
McLendon, Derrick	PS																	0	0	0	0
Melifonwu, Ifeatu	S																	1	1	0	0
Meyer, Andrew	IR																	0	0	0	0
Patterson, Riley	X																	1	0	0	0
Paul, Patrick	LT																	1	1	0	0
Phillips, Jaelan	LB																	1	1	0	0
Phillips, Jordan	X																	1	0	0	0
Priebe, Josh	PS																	0	0	0	0
Robinson, Chop	X																	1	0	0	0
Rucci, Hayden	PS																	0	0	0	0
Sanders, Jason	IR																	0	0	0	0
Saunders Jr., John	PS																	0	0	0	0
Savaiinaea, Jonah	LG																	1	1	0	0
Sieler, Zach	DT																	1	1	0	0
Smith, Cam	NFI																	0	0	0	0
Smith, Kion	X																	1	0	0	0
Tagovailoa, Tua	QB																	1	1	0	0
Trader Jr., Dante	X																	1	0	0	0
Waddle, Jaylen	WR																	1	1	0	0
Waller, Darren	INA																	0	0	0	1
Washington, Malik	X																	1	0	0	0
Washington, Tahj	INA																	0	0	0	1
Wease Jr., Theo	PS																	0	0	0	0
Westbrook-Ikhine, Nick	X																	1	0	0	0
Wilson Jr., Jeff	X																	1	0	0	0
Wilson, Zach	X																	1	0	0	0
Wright, Jaylen	INA																	0	0	0	1

POSITION IN CAPS = STARTER

X = PLAYED/SUBSTITUTED
NFI = NON-FOOTBALL ILLNESS/INJURY

INA = INACTIVE

INA* = EMERGENCY 3RD QB
IR = INJURED RESERVE

R/SUS = RESERVE/SUSPENDED

PUP = PHYSICALLY UNABLE TO PERFORM
NOR = NOT ON ROSTER

PS = PRACTICE SQUAD

DNP = DID NOT PLAY
SUS = SUSPENDED



THE LAST TIME IT HAPPENED

THE LAST TIME (TEAM)		
BY DOLPHINS		BY OPPONENT
32-26, vs. N.Y. Jets, 12/8/24	WON IN OVERTIME	28-31 at Las Vegas, 9/26/21
20-17, vs. Jacksonville, 9/8/24	WON BY SCORING IN THE LAST 2 MINUTES	27-30, at Buffalo, 11/3/24
32-26, vs. N.Y. Jets, 12/8/24	TIED BY SCORING IN THE LAST 2 MINUTES	38-35, vs. Cincinnati, 12/22/19
30-0, vs. N.Y. Jets, 12/17/23	SHUTOUT AN OPPONENT	0-35, vs. Buffalo, 9/19/21
30-0, vs. N.Y. Jets, 12/17/23	WON BY 20+ POINTS	8-33, at Indianapolis, 9/7/25
42-38, at Baltimore, 9/18/22	WON AFTER TRAILING BY 20+ POINTS	34-46, vs. New Orleans, 10/25/09
34-15, vs. New England, 11/24/24	HELD A 28+ POINT LEAD	8-33, at Indianapolis, 9/7/25
34-15, vs. New England, 11/24/24	HELD A 21+ POINT LEAD	8-33, at Indianapolis, 9/7/25
24 (2nd quarter), vs. New England, 11/24/24	SCORED 20+ POINTS IN A QUARTER	21 (2nd and 4th quarter), at Baltimore, 12/31/23
24 (2nd quarter), vs. New England, 11/24/24	SCORED 20+ POINTS IN A HALF	20 (1st half), at Indianapolis, 9/7/25
20-3, at Cleveland, 12/29/24	HELD OPPONENT WITHOUT A TD	3-24, at Seattle, 9/22/24
2 offense, 1 defense, vs. Tennessee, 12/11/23	SCORED TD ON OFFENSE AND DEFENSE	1 offense, 1 defense, vs. New England, 11/24/24
2 offense, 1 defense & 1 special teams, vs. L.A. Rams, 11/1/20	SCORED TD ON OFFENSE, DEFENSE & SPECIAL TEAMS	6 offense, 1 defense & 1 special teams, at Buffalo, 1/3/21
vs. N.Y. Jets, 1/8/23	SCORED SAFETY	vs. Arizona, 10/27/24

THE LAST TIME (OFFENSE)		
BY DOLPHINS		BY OPPONENT
726, vs. Denver, 9/24/23	600+ NET YARDS OF OFFENSE	643, vs. Baltimore, 9/8/19
524, vs. N.Y. Giants, 10/8/23	500+ NET YARDS OF OFFENSE	558, at Tampa Bay, 10/10/21
400, vs. Jacksonville, 9/8/24	400+ NET YARDS OF OFFENSE	418, at Indianapolis, 9/7/25
350, vs. Denver, 9/24/23	300+ NET RUSHING YARDS	305, at Pittsburgh, 12/18/88
222, vs. N.Y. Giants, 10/8/23	200+ NET RUSHING YARDS	234, at L.A. Chargers, 9/10/23
203, De'Von Achane, vs. Denver, 9/24/23	200-YARD RUSHING GAME	203, Rueben Mayes, vs. New Orleans, 12/7/86
151, De'Von Achane, vs. N.Y. Giants, 10/8/23	150-YARD RUSHING GAME	178, Justin Fields at Chicago, 11/6/22
121, De'Von Achane, at N.Y. Jets, 1/5/25	100-YARD RUSHING GAME	117, Austin Ekeler at L.A. Chargers, 9/10/23
Mercury Morris (125) and Don Nottingham (102), at Green Bay, 10/5/75	TWO 100-YARD RUSHERS	Ezekiel Elliott (125) and Tony Pollard (103), at Dallas, 9/22/19
De'Von Achane, 203, vs. Denver, 9/24/23, 101, at Buffalo, 10/1/23 and 151, vs. N.Y. Giants, 10/8/23	CONSECUTIVE 100-YARD RUSHING GAMES	Payton Barber, 111, at Las Vegas, 9/26/21 Jonathan Taylor, 103, vs. Indianapolis, 10/3/21
De'Von Achane (151) and Raheem Mostert (65), vs. N.Y. Giants, 10/8/23	COMBINED 200-YARDS RUSHING BY 2 PLAYERS	Austin Ekeler (117) and Joshua Kelley (91) at L.A. Chargers, 9/10/23
32, Jay Ajayi, at Buffalo, 12/24/16	30+ CARRIES	32, Knile Davis, vs. Kansas City, 9/21/14
25, Duke Johnson, vs. New England, 1/9/22	25+ CARRIES	26, D'Onta Foreman, at Tennessee, 1/3/22
85t, Lamar Miller, vs. Houston, 10/25/15	80+ YARD RUSHING PLAY	81t, Earl Campbell, at Houston, 11/20/78



THE LAST TIME IT HAPPENED

THE LAST TIME (OFFENSE)

BY DOLPHINS		BY OPPONENT
61, De'Von Achane, at N.Y. Jets, 1/5/25	60+ YARD RUSHING PLAY	61t, Justin Fields at Chicago, 11/6/22
61, De'Von Achane, at N.Y. Jets, 1/5/25	40+ YARD RUSHING PLAY	41, Tony Pollard vs. Tennessee, 9/30/24
2, Raheem Mostert, vs. Arizona, 10/27/24	2+ RUSHING TOUCHDOWNS	2, Daniel Jones at Indianapolis, 9/7/25
466, at L.A. Chargers, 9/10/23	400+ NET PASSING YARDS (TEAM)	437, at Tampa Bay, 10/10/21
336, at Green Bay, 11/28/24	300+ NET PASSING YARDS (TEAM)	319, vs. N.Y. Jets, 12/8/24
50, Tua Tagovailoa, at Baltimore, 9/18/22	50+ PASS ATTEMPTS	51, Justin Herbert, at L.A. Chargers, 12/11/22
41, Tyler Huntley, at N.Y. Jets, 1/5/25	40+ PASS ATTEMPTS	47, Dorian Thompson-Robinson, at Cle., 12/29/24
33, Tua Tagovailoa, vs. N.Y. Jets, 12/8/24	30+ COMPLETIONS	30, Gardner Minshew II, vs. Las Vegas, 11/17/24
25, Tyler Huntley, at N.Y. Jets, 1/5/25	25+ COMPLETIONS	26, Brock Purdy, vs. San Francisco, 12/22/24
vs. San Francisco, 12/22/24	NO SACKS ALLOWED	at Green Bay, 11/28/24
Has never happened	PERFECT PASSER RATING (158.3) (MIN. 20 ATTEMPTS)	158.3, Lamar Jackson, at Baltimore, 12/31/23
365, Tua Tagovailoa, at Green Bay, 11/24/28	300+ YARD PASSER	313, Brock Purdy, vs. San Francisco, 12/22/24
Tua Tagovailoa, 317 vs. New England, 11/24/24, 365 at Green Bay, 11/28/24 and 331 vs. N.Y. Jets, 12/8/24	CONSECUTIVE 300+ YARD PASSING GAMES	321, Lamar Jackson, at Baltimore, 12/31/23 and 359, Josh Allen, vs. Buffalo, 1/7/23
4, Tua Tagovailoa vs. New England, 11/24/24	4+ TD PASSES	4, Aaron Rodgers, at N.Y. Jets, 1/5/25
4, Tua Tagovailoa vs. New England, 11/24/24	3+ TD PASSES	4, Aaron Rodgers, at N.Y. Jets, 1/5/25
15, Chris Chambers, vs. Buffalo, 12/4/05	15+ RECEPTIONS	15, Isaac Bruce, at St. Louis, 12/24/95
10, Tyreek Hill, vs. N.Y. Jets, 12/8/24	10+ RECEPTIONS	13, Brock Bowers, vs. Las Vegas, 11/17/24
215, Tyreek Hill, at L.A. Chargers, 9/10/23	200-YARD RECEIVER	221, Eric Decker, vs. N.Y. Jets, 12/28/14
157, Tyreek Hill, at Washington, 12/3/23	150-YARD RECEIVER	163, Kyle Pitts, vs. Atlanta, 10/24/21
105, Tyreek Hill, at Cleveland, 12/29/24	100-YARD RECEIVER	106, George Kittle, vs. San Francisco, 12/22/24
Tyreek Hill (130) and Jaylen Waddle (109), vs. Jacksonville, 9/8/24	TWO 100-YARD RECEIVERS IN SAME GAME	Trey McBride (124) and Marvin Harrison Jr. (111), vs. Arizona, 10/27/24
146, Tyreek Hill, vs. Las Vegas, 11/19/23 102, at N.Y. Jets, 11/24/23 and 157 at Washington, 12/3/23	CONSECUTIVE 100-YARD RECEIVING GAMES	118, CeeDee Lamb vs. Dallas, 12/24/23, 106, Zay Flowers, at Baltimore, 12/31/23 and 105, Khalil Shakir, vs. Buffalo, 1/7/24
Jaylen Waddle, 118 (1st half), vs. New England, 11/24/24	100 YARDS RECEIVING IN A HALF	Zay Flowers, 100 (1st half), at Baltimore, 12/31/23
Has never happened	90+ YARD PASSING PLAY	99t, Tom Brady to Wes Welker, vs. New England, 9/12/11
80t, Tua Tagovailoa to Tyreek Hill vs. Jacksonville, 9/8/24	80+ YARD PASSING PLAY	85t, Derek Carr to Nelson Agholor, at Las Vegas, 12/26/20
80t, Tua Tagovailoa to Tyreek Hill, vs. Jacksonville, 9/8/24 63, Tua Tagovailoa to Jaylen Waddle, vs. Jacksonville, 9/8/24	60+ YARD PASSING PLAY	63t, Josh Allen to Ray Davis, at Buffalo, 11/3/24
57t, Tua Tagovailoa to Jonnu Smith, vs. Las Vegas, 11/17/24	50+ YARD PASSING PLAY	63t, Josh Allen to Ray Davis, at Buffalo, 11/3/24
57t, Tua Tagovailoa to Jonnu Smith, vs. Las Vegas, 11/17/24	40+ YARD PASSING PLAY	43, Aaron Rodgers to Allen Lazard, at N.Y. Jets, 1/5/25
3, Chris Chambers, vs. Dallas, 11/27/03	3+ TD RECEPTIONS	3, Stefon Diggs, at Buffalo, 10/1/23
2, De'Von Achane, vs. New England, 11/24/24	2+ TD RECEPTIONS	2, Nico Collins, at Houston, 12/15/24



THE LAST TIME IT HAPPENED

THE LAST TIME (OFFENSE)

BY DOLPHINS		BY OPPONENT
De'Von Achane (120 rushing, 70 receiving), vs. San Francisco, 12/22/24	LED TEAM IN RUSHING & RECEIVING IN SAME GAME	Christian McCaffrey, (66 rushing and 80 receiving), at San Francisco, 12/4/22
Raheem Mostert (115 rushing) and Tyreek Hill (163 receiving) vs. Carolina, 10/15/23	100-YARD RUSHER & 100-YARD RECEIVER IN SAME GAME	Lamar Jackson (119 rushing), Rashod Bateman (108 receiving)/Mark Andrews (104 receiving) at Baltimore, 9/18/22
Tua Tagovailoa (308 passing), De'Von Achane (151 rushing) and Tyreek Hill (181 receiving) vs. N.Y. Giants, 10/8/23	100-YARD RUSHER, 100-YARD RECEIVER & 300-YARD PASSER IN SAME GAME	Lamar Jackson (318 passing), Lamar Jackson (119 rushing) and Rashod Bateman (108 receiving)/Mark Andrews (104 receiving) at Baltimore, 9/18/22
De'Von Achane (1 rushing, 1 receiving), at Buffalo, 11/3/24	1+ RUSHING TD & 1+ RECEIVING TD IN SAME GAME	Tyreek Hill (1 rushing, 1 receiving), vs. Kansas City, 12/13/20
Tyler Huntley (1 rushing, 1 passing), at Cleveland, 12/29/24	1+ PASSING TD & 1+ RUSHING TD IN SAME GAME	Daniel Jones (1 passing, 2 rushing), at Indianapolis, 9/7/25
at Cleveland, 12/29/24	NO TURNOVERS	at Indianapolis, 9/7/25
vs. N.Y. Jets, 12/8/24	TD SCORED ON FIRST DRIVE	vs. Buffalo, 9/12/24
Tua Tagovailoa to Julian Hill at Indianapolis, 9/7/25	SUCCESSFUL 2-POINT CONVERSION	Breece Hall, at N.Y. Jets, 1/5/25
at Green Bay, 11/28/24	FAILED 2-POINT CONVERSION	vs. Las Vegas, 11/17/24

THE LAST TIME (DEFENSE)

BY DOLPHINS		BY OPPONENT
76, vs. Buffalo, 10/21/73	HELD OPPONENT UNDER 100 YARDS OF TOTAL OFFENSE	65, at Seattle, 9/22/24
103, vs. N.Y. Jets, 12/17/23	HELD OPPONENT UNDER 150 YARDS OF TOTAL OFFENSE	145, vs. L.A. Rams, 11/1/20
181, at Houston, 12/15/24	HELD OPPONENT UNDER 200 YARDS OF TOTAL OFFENSE	184, vs. Tennessee, 9/30/24
276, at Cleveland, 12/29/24	HELD OPPONENT UNDER 300 YARDS OF TOTAL OFFENSE	280, at Cleveland, 12/29/24
23, vs. N.Y. Jets, 12/17/23	HELD OPPONENT UNDER 30 YARDS RUSHING	23, vs. Buffalo, 11/17/19
23, vs. N.Y. Jets, 12/17/23	HELD OPPONENT UNDER 50 YARDS RUSHING	44, vs. N.Y. Jets, 12/8/24
60, vs. Las Vegas, 11/17/24	HELD OPPONENT UNDER 75 YARDS RUSHING	74, at Cleveland, 12/29/24
81, vs. San Francisco, 12/22/24	HELD OPPONENT UNDER 100 YARDS RUSHING	78, at Indianapolis, 9/7/2025
80, vs. N.Y. Jets, 12/17/23	HELD OPPONENT UNDER 100 YARDS NET PASSING	78, vs. Tennessee, 9/30/24
129, at Indianapolis, 10/20/24	HELD OPPONENT UNDER 150 YARDS NET PASSING	133, At Indianapolis, 9/7/25
Louis Delmas (81) and Brent Grimes (22), at Jacksonville, 10/26/14	2+ INTERCEPTION RETURNS FOR TOUCHDOWNS BY TEAM IN SAME GAME	Stephon Gilmore (54) and Jamie Collins Sr. (69), vs. New England, 9/15/19



THE LAST TIME IT HAPPENED

THE LAST TIME (DEFENSE)

BY DOLPHINS		BY OPPONENT
5t, Zach Sieler, vs. Tennessee, 12/11/23	INTERCEPTION RETURN FOR A TD	31t, Ja'Marcus Ingram, vs. Buffalo, 9/12/24
3, Sam Madison, vs. Tennessee, 11/7/99	3+ INTERCEPTIONS	3, Nate Clements, at Buffalo, 10/20/02
2, Brandon Jones, vs. N.Y. Jets, 12/17/23	2+ INTERCEPTIONS	2, Ashtyn Davis, at N.Y. Jets, 1/5/25
7, at N.Y. Jets, 11/24/23	7+ SACKS BY TEAM	7, vs. Buffalo, 11/17/19
6, vs. N.Y. Jets, 12/17/23	6+ SACKS BY TEAM	6, at Seattle, 9/22/24
6, vs. N.Y. Jets, 12/17/23	5+ SACKS BY TEAM	5, at Green Bay, 11/28/24
4.0, Cameron Wake, at Tennessee, 10/18/15	4+ SACKS	Has never happened
3.0, Bradley Chubb, vs. N.Y. Jets, 12/17/23	3+ SACKS	3.0, Harold Landry, vs. Tennessee, 12/11/23
2.0, Zach Sieler, vs. N.Y. Jets, 12/8/24	2+ SACKS	2.0, Myles Garrett, at Cleveland, 12/29/24
16t, Xavien Howard, vs. Houston, 11/27/22	FUMBLE RECOVERED FOR TOUCHDOWN	63t, Christian Gonzalez, vs. New England, 11/24/24

THE LAST TIME (SPECIAL TEAMS)

BY DOLPHINS		BY OPPONENT
101t, Jakeem Grant, vs. Buffalo, 11/17/19	KICKOFF RETURN FOR A TD	99t, Marvin Mims, vs. Denver, 9/24/23
94t, Mercury Morris, at New England, 12/5/71	KICKOFF RETURN FOR A TD ON OPENING KICKOFF	103t, Devin Duvernay, at Baltimore, 9/18/22
67, Malik Washington, at N.Y. Jets, 1/5/25	50+ YARD KICKOFF RETURN	78, Justice Hill, at Baltimore, 12/31/23
88t, Jakeem Grant, vs. L.A. Rams, 11/1/20	PUNT RETURN FOR A TD	96t, Deonte Harty, vs. Buffalo, 1/7/24
88t, Jakeem Grant, vs. L.A. Rams, 11/1/20	50+ YARD PUNT RETURN	96t, Deonte Harty, vs. Buffalo, 1/7/24
Andrew Van Ginkel, at Chicago, 11/6/22	BLOCKED PUNT RECOVERED FOR A TD	Chris Burkett, vs. N.Y. Jets, 9/29/91
Jaelan Phillips, at Chicago, 11/6/22	BLOCKED PUNT	Brenden Schooler, at New England, 10/6/24
Walt Aikens return of blocked PAT, vs. Arizona, 12/11/16	DEFENSIVE 2-POINT CONVERSION ON PAT	Has never happened
Jordan Phillips, vs. Arizona, 12/11/16	BLOCKED PAT	Donald Penn, vs. Tampa Bay, 11/15/09
Jason Sanders, at Houston, 12/15/24	MISSED (NOT BLOCKED) PAT	Tyler Bass at Buffalo, 11/3/24
Emmanuel Ogbah, vs. Buffalo, 9/25/22	BLOCKED FIELD GOAL	Denico Autry vs. Tennessee, 12/11/23
47t, Curtis Johnson, vs. Green Bay, 12/19/71	BLOCKED FIELD GOAL RETURNED FOR TD	62t, Kyle Arrington, vs. New England, 12/14/14
8, Jason Sanders, at N.Y. Jets, 12/8/19	6+ FIELD GOALS ATTEMPTED	6, Joshua Karty vs. L.A. Rams, 11/11/24
5, Jason Sanders, vs. San Francisco, 12/22/24	5+ FIELD GOALS ATTEMPTED	6, Joshua Karty vs. L.A. Rams, 11/11/24
5, Jason Sanders, vs. San Francisco, 12/22/24	4+ FIELD GOALS ATTEMPTED	4, Spencer Shrader at Indianapolis, 9/7/25
5, Jason Sanders, vs. San Francisco, 12/22/24	3+ FIELD GOALS ATTEMPTED	4, Spencer Shrader at Indianapolis, 9/7/25
7, Jason Sanders, at N.Y. Jets, 12/8/19	6+ FIELD GOALS MADE	Has never happened
5, Jason Sanders, vs. San Francisco, 12/22/24	5+ FIELD GOALS MADE	5, Joshua Karty vs. L.A. Rams, 11/11/24
5, Jason Sanders, vs. San Francisco, 12/22/24	4+ FIELD GOALS MADE	4, Spencer Shrader at Indianapolis, 9/7/25
5, Jason Sanders, vs. San Francisco, 12/22/24	3+ FIELD GOALS MADE	4, Spencer Shrader at Indianapolis, 9/7/25
vs. Buffalo, 11/17/19	SUCCESSFUL ONSIDE KICK	vs. Cincinnati, 12/22/19
at Indianapolis, 9/7/25	FAILED ONSIDE KICK ATTEMPT	at L.A. Rams, 11/11/24



GAME SUMMARIES



2025 GAME RECAPS

WEEK 1

SEPT. 7, 2025 | INDIANAPOLIS, IN
LUCAS OIL STADIUM
ATTENDANCE: 64,065 | TV: CBS

MIAMI 8	INDIANAPOLIS 33
---------	-----------------

Miami traveled to Indianapolis to open the 2025 season but could not overcome turnovers and missed opportunities in the first half. Behind Colts quarterback Daniel Jones and a balanced rushing attack, Indianapolis built a commanding lead early, forcing the Dolphins to fall, 33-8, at Lucas Oil Stadium on Sunday afternoon.

The Colts set the tone early, marching down the field on their opening possession before settling for a 24-yard field goal by kicker Spencer Shrader. After an interception by safety Camryn Bynum gave the Colts the ball back in the first quarter, Jones found wide receiver Michael Pittman Jr. for a 27-yard touchdown. Jones later scored on a 1-yard QB sneak, and a Shrader field goal gave Indianapolis a 20-0 advantage going into halftime.

Miami could not get on track coming out of the half, as an interception by defensive lineman Laiatu Latu led to another Shrader field goal. After a turnover on downs, the Colts extended their lead with another rushing touchdown from Jones in the fourth quarter.

Running back De'Von Achane scored Miami's first touchdown of the season with 6:29 left in the fourth quarter. After catching a short pass from quarterback Tua Tagovailoa and turning it upfield for 11 yards, the third-year back capped the drive by powering into the end zone. Tagovailoa then connected with tight end Julian Hill on the two-point conversion. Indianapolis answered with a 48-yard field goal from Shrader for the final score of the day.

Jones finished 22-of-29 for 272 yards and a touchdown, while adding 26 yards on the ground. Pittman led the Colts receiving corps with six catches for 80 yards and a score, while rookie tight end Tyler Warren added seven receptions for 76 yards. Running back Jonathan Taylor carried the ball 18 times for 71 yards.

Tagovailoa completed 14-of-23 passes for 114 yards on the day. Achane tallied seven carries for 55 yards (7.9 avg.) and added three catches for 20 yards (6.7 avg.) and a touchdown. Wide receiver Tyreek Hill finished with four receptions for 45 yards (10.0 avg), including his 800th career catch, while wide receiver Jaylen Waddle tallied four receptions for 30 yards (7.5 avg.). Linebacker Jordyn Brooks led the Dolphins defense with 14 tackles (five solo), and linebacker Tyrel Dodson notched 13 tackles (six solo).

SCORING SUMMARY

	1	2	3	4	F
Miami	0	0	0	8	8
Indianapolis	3	17	3	10	33

SCORING DRIVES

TEAM	QTR	TIME	PLAY (EXTRA POINT) (DRIVE INFO)	MIA	IND
Colts	1	10:37	S. Shrader 24 yd. Field Goal (9-62, 4:23)	0	3
Colts	2	14:54	M. Pittman 27 yd. pass from D. Jones (S.Shrader kick) (14-84, 8:18)	0	10
Colts	2	12:01	D. Jones 1 yd. run (S. Shrader kick) (5-42, 2:13)	0	17
Colts	2	0:00	S. Shrader 35 yd. Field Goal (17-72, 6:46)	0	20
Colts	3	7:30	S. Shrader 28 yd. Field Goal (7-48, 3:49)	0	23
Colts	4	10:14	D. Jones 1 yd. run (S. Shrader kick) (15-69, 9:16)	0	30
Dolphins	4	6:21	D. Achane 11 yd. pass from T. Tagovailoa (T.Tagovailoa-J.Hill pass) (9-65, 3:53)	8	30
Colts	4	2:23	S. Shrader 48 yd. Field Goal (7-21, 3:58)	8	33

GAME STATISTICS

RUSHING (Att-Yds-TD):

Miami: D. Achane 7-55-0, M. Washington 1-9-0, T. Tagovailoa 1-7-0, O. Gordon II 2-4-0, Z. Wilson 1-3-0.
Indianapolis: J. Taylor 18-71-0, D. Giddens 1-41-0, D. Jones 7-26-2, A. Dulin 1-15-0, T. Warren 1-3-0, U. Bentley 1-0-0.

PASSING (A-C-Y-TD-I):

Miami: T. Tagovailoa 23-14-114-1-2, Z. Wilson 8-5-32-0-0.
Indianapolis: D. Jones 29-22-272-1-0.

RECEIVING (Rec-Yds-TD):

Miami: T. Hill 4-40-0, J. Waddle 4-30-0, D. Achane 3-20-1, M. Washington 2-20-0, T. Conner 2-20-0, D. Eskridge 1-9-0, N. Westbrook-Ikhine 1-9-0, A. Ingold 1-1-0, O. Gordon II 1-1-0-0.
Indianapolis: T. Warren 7-76-0, M. Pittman 6-80-1, J. Taylor 3-27-0, A. Mitchell 2-21-0, J. Downs 2-12-0, A. Pierce 1-36-0, M. Alie-Cox 1-20-0.

SACKS (Sk-Yds):

Miami: B. Chubb 1-10
Indianapolis: N. Cross 1-7, K. Moore 1-0, S. Ebukam 1-6.

INTERCEPTIONS (Int-Yds):

Miami: None.
Indianapolis: C. Bynum 1-14, L. Latu 1-2.

FORCED FUMBLES:

Miami: None.
Indianapolis: K. Moore 1.

FUMBLE RECOVERIES (No-Yds):

Miami: None.
Indianapolis: X. Howard 1.

TEAM STATS

	MIA	IND
TOTAL FIRST DOWNS	12	27
By Rushing	3	11
By Passing	9	14
By Penalty	0	2
THIRD DOWN EFFICIENCY	5-10-50.0%	7-15-46.7%
FOURTH DOWN EFFICIENCY	1-2-50.0%	3-3-100.0%
TOTAL NET YARDS	211	418
Total Offensive Plays	46	70
Average gain per offensive play	4.6	6.0
NET YARDS RUSHING	78	156
Total Rushing Plays	12	40
Average gain per rushing play	6.5	3.9
NET YARDS PASSING	133	262
Sacks-Yards	3-13	1-10
Gross yards passing	146	272
ATTEMPTS-COMPLETIONS-INTS	31-19-2	29-22-0
Avg. gain per pass play	3.9	8.7
PUNTS NUMBER AND AVG.	1-42.0	0-0.0
Net Punting Average	42.0	0.0
TOTAL RETURN YARDAGE	0	16
No. and Yards Punt Returns	0-0	0-0
No. and Yards Kickoff Returns	7-169	1-27
No. and Yards Int. Returns	0-0	2-16
PENALTIES Number and Yards	3-15	4-45
FUMBLES Number and Lost	1-1	0-0
RED ZONE EFFICIENCY	1-1-100%	3-6-50%
GOAL TO GO EFFICIENCY	1-1-100%	2-2-100%
TIME OF POSSESSION	21:17	38:43



National Football League Game Summary

NFL Copyright © 2025 by The National Football League. All rights reserved. This summary and play-by-play is for the express purpose of assisting media in their coverage of the game; any other use of this material is prohibited without the written permission of the National Football League.

Date: Sunday, 9/7/2025 Miami Dolphins at Indianapolis Colts Start Time: 1:03 PM EDT
at Lucas Oil Stadium, Indianapolis, IN

Game Day Weather

Game Weather: Sunny Temp: 64° F (17.8° C) Humidity: 38%, Wind: NW 3 mph
Retractable Roof - Closed on Artificial Turf Outdoor Weather: Sunny, 64 degrees. Wind NW at 3 mph

Officials

Referee: Allen, Brad (122) Umpire: Woods, Marcus (0) Down Judge: Thomas, Sarah (53)
Line Judge: Flowers, Walter (32) Field Judge: Patterson, Rick (15) Side Judge: Hill, Chad (125)
Back Judge: Walton, Tyree (2) Replay Official: Brown, Kevin (0)

Lineups

Miami Dolphins		Indianapolis Colts	
Offense	Defense	Offense	Defense
WR 17 J.Waddle	DT 92 Z.Sieler	TE 84 T.Warren	DE 51 K.Paye
TE 89 J.Hill	DT 95 B.Jones	WR 11 M.Pittman	DT 90 G.Stewart
LT 52 P.Paul	DT 90 K.Grant	TE 81 M.Allie-Cox	DT 99 D.Buckner
LG 72 J.Savainaea	LB 2 B.Chubb	LT 79 B.Raimann	DE 97 L.Liatu
C 55 A.Brewer	LB 25 T.Dodson	LG 56 Q.Nelson	LB 48 J.Bachie
RG 78 J.Daniels	LB 20 J.Brooks	C 60 T.Bortolini	LB 44 Z.Franklin
RT 73 A.Jackson	LB 15 Ja.Phillips	RG 71 M.Goncalves	CB 7 C.Ward
WR 10 T.Hill	CB 36 S.Duck	RT 72 B.Smith	CB 4 X.Howard
QB 1 T.Tagovailoa	CB 23 J.Jones	WR 14 A.Pierce	CB 23 K.Moore
FB 30 A.Ingold	S 9 I.Melifonwu	QB 17 D.Jones	S 20 N.Cross
RB 28 D.Achane	S 29 M.Fitzpatrick	RB 28 J.Taylor	S 0 C.Bynum

Substitutions

QB 0 Z.Wilson, LB 3 K.Britt, WR 6 M.Washington, LB 8 M.Judon, S 11 D.Trader, P 16 J.Bailey, WR 18 N.Westbrook-Ikhine, S 21 A.Davis, DB 22 E.Campbell, CB 26 R.Douglas, RB 31 O.Gordon, CB 33 J.Marshall, RB 34 J.Wilson, LB 40 W.Gay, LB 44 C.Robinson, K 47 R.Patterson, LS 49 J.Cardona, LB 53 C.Goodie, T 71 K.Smith, OL 79 L.Borom, TE 80 T.Conner, WR 82 D.Eskridge, DT 91 M.Butler, DT 94 Jo.Phillips

Substitutions

WR 1 J.Downs, K 3 S.Shrader, WR 6 A.Gould, P 8 R.Sanchez, WR 10 A.Mitchell, WR 16 A.Dulin, RB 21 D.Giddens, S 25 R.Thomas, CB 29 M.Blackmon, S 32 D.Scott, RB 37 U.Bentley, CB 40 J.Jones, LS 46 L.Rhodes, LB 50 S.Olubi, DE 52 S.Ebukam, LB 58 A.Ajajike, LB 59 C.McGrone, C 63 D.Pinter, G 68 D.Tucker, T 75 J.Travis, TE 85 A.Ogletree, DT 92 N.Gallimore, DE 94 T.Lewis, DT 95 A.Adebawore, DT 98 E.Johnson

Did Not Play

CB 32 J.Brents, OL 64 D.Brunskill

Did Not Play

QB 5 A.Richardson

Not Active

RB 5 J.Wright, 3QB 14 Q.Ewers, CB 27 E.Bonner, T 70 K.Lamm, TE 83 D.Waller, WR 84 T.Washington, DT 93 Z.Biggers

Not Active

3QB 15 R.Leonard, RB 31 T.Goodson, CB 35 J.Edwards, LB 55 C.Muma, T 67 L.Tenuta, TE 86 W.Mallory, DE 91 J.Tuimolao

Field Goals (made) & missed)

		S.Shrader		(24) (35) (28) (48)		OT	Total
		1	2	3	4		
VISITOR:	Miami Dolphins	0	0	0	8	0	8
HOME:	Indianapolis Colts	3	17	3	10	0	33

Scoring Plays

Team	Qtr	Time	Play Description (Extra Point) (Drive Info)	Visitor	Home
Colts	1	10:37	S.Shrader 24 yd. Field Goal (9-62, 4:23)	0	3
Colts	2	14:54	M.Pittman 27 yd. pass from D.Jones (S.Shrader kick) (14-84, 8:18)	0	10
Colts	2	12:01	D.Jones 1 yd. run (S.Shrader kick) (5-42, 2:13)	0	17
Colts	2	0:00	S.Shrader 35 yd. Field Goal (17-72, 6:46)	0	20
Colts	3	7:30	S.Shrader 28 yd. Field Goal (7-48, 3:49)	0	23
Colts	4	10:14	D.Jones 1 yd. run (S.Shrader kick) (15-69, 9:16)	0	30
Dolphins	4	6:21	D.Achane 11 yd. pass from T.Tagovailoa (T.Tagovailoa-J.Hill pass) (9-65, 3:53)	8	30
Colts	4	2:23	S.Shrader 48 yd. Field Goal (7-21, 3:58)	8	33

Paid Attendance: 64,065

Time: 2:45



Miami Dolphins vs Indianapolis Colts
9/7/2025 at Lucas Oil Stadium

Final Individual Statistics

Miami Dolphins										Indianapolis Colts										
RUSHING	ATT	YDS	AVG	LG	TD	RUSHING					ATT	YDS	AVG	LG	TD					
D.Achane	7	55	7.9	26	0	J.Taylor	18	71	3.9	15	0	D.Giddens	12	41	3.4	12	0			
M.Washington	1	9	9.0	9	0	D.Jones	7	26	3.7	11	2	A.Dulin	1	15	15.0	15	0			
T.Tagovailoa	1	7	7.0	7	0	T.Warren	1	3	3.0	3	0	U.Bentley	1	0	0.0	0	0			
O.Gordon	2	4	2.0	3	0	Total	40	156	3.9	15	2									
Z.Wilson	1	3	3.0	3	0															
Total	12	78	6.5	26	0															
PASSING	ATT	CMP	YDS	SK/YD	TD	LG	IN	RT	PASSING	ATT	CMP	YDS	SK/YD	TD	LG	IN	RT			
T.Tagovailoa	23	14	114	3/13	1	21	2	51.7	D.Jones	29	22	272	1/10	1	36	0	115.9			
Z.Wilson	8	5	32	0/0	0	11	0	70.8	Total	29	22	272	1/10	1	36	0	115.9			
Total	31	19	146	3/13	1	21	2	56.7												
PASS RECEIVING	TAR	REC	YDS	AVG	LG	TD	PASS RECEIVING					TAR	REC	YDS	AVG	LG	TD			
T.Hill	6	4	40	10.0	21	0	T.Warren	9	7	76	10.9	21	0	J.Taylor	3	3	27	9.0	16	0
J.Waddle	5	4	30	7.5	16	0	M.Pittman	8	6	80	13.3	27	1	A.Mitchell	2	2	21	10.5	18	0
D.Achane	4	3	20	6.7	11	1	J.Taylor	3	3	27	9.0	16	0	J.Downs	3	2	12	6.0	6	0
M.Washington	5	2	20	10.0	11	0	A.Pierce	3	1	36	36.0	36	0	M.Allie-Cox	1	1	20	20.0	20	0
T.Conner	4	2	20	10.0	14	0	Total	29	22	272	12.4	36	1							
D.Eskridge	2	1	9	9.0	9	0														
N.Westbrook-Ikhine	2	1	7	7.0	7	0														
A.Ingold	2	1	1	1.0	1	0														
O.Gordon	1	1	-1	-1.0	-1	0														
Total	31	19	146	7.7	21	1														
INTERCEPTIONS	NO	YDS	AVG	LG	TD	INTERCEPTIONS					NO	YDS	AVG	LG	TD					
						C.Bynum	1	14	14.0	14	0	L.Latu	1	2	2.0	2	0			
Total	0	0	0	0	0	Total	2	16	8.0	14	0									
PUNTING	NO	YDS	AVG	NET	TB	IN20	LG	PUNTING	NO	YDS	AVG	NET	TB	IN20	LG					
J.Bailey	1	42	42.0	42.0	0	1	42	Total	0	0	0	0	0	0	0					
Total	1	42	42.0	42.0	0	1	42													
PUNT RETURNS	NO	YDS	AVG	FC	LG	TD	PUNT RETURNS	NO	YDS	AVG	FC	LG	TD							
Total	0	0	0.0	0	0	0	A.Gould	0	0	0.0	1	0	0							
							Total	0	0	0.0	1	0	0							
KICKOFF RETURNS	NO	YDS	AVG	FC	LG	TD	KICKOFF RETURNS	NO	YDS	AVG	FC	LG	TD							
D.Eskridge	4	109	27.3	0	38	0	A.Dulin	1	27	27.0	0	27	0							
M.Washington	3	60	20.0	0	27	0	Total	1	27	27.0	0	27	0							
Total	7	169	24.1	0	38	0														

Miami Dolphins

FUMBLES	FUM	LOST	OWN-REC	YDS	TD	FORCED	OPP-REC	YDS	TD	OUT-BDS
T.Tagovailoa	1	1	0	0	0	0	0	0	0	0
Total	1	1	0	0	0	0	0	0	0	0

Indianapolis Colts

FUMBLES	FUM	LOST	OWN-REC	YDS	TD	FORCED	OPP-REC	YDS	TD	OUT-BDS
K.Moore	0	0	0	0	0	1	0	0	0	0
X.Howard	0	0	0	0	0	0	1	2	0	0
Total	0	0	0	0	0	1	1	2	0	0



Miami Dolphins vs Indianapolis Colts
9/7/2025 at Lucas Oil Stadium

Final Team Statistics

	Visitor Dolphins	Home Colts
TOTAL FIRST DOWNS	12	27
By Rushing	3	11
By Passing	9	14
By Penalty	0	2
THIRD DOWN EFFICIENCY	5-10-50.0%	7-15-46.7%
FOURTH DOWN EFFICIENCY	1-2-50.0%	3-3-100.0%
TOTAL NET YARDS	211	418
Total Offensive Plays (inc. times thrown passing)	46	70
Average gain per offensive play	4.6	6.0
NET YARDS RUSHING	78	156
Total Rushing Plays	12	40
Average gain per rushing play	6.5	3.9
Tackles for a loss-number and yards	1-2	3-7
NET YARDS PASSING	133	262
Times thrown - yards lost attempting to pass	3-13	1-10
Gross yards passing	146	272
PASS ATTEMPTS-COMPLETIONS-HAD INTERCEPTED	31-19-2	29-22-0
Avg gain per pass play (inc. # thrown passing)	3.9	8.7
KICKOFFS Number-In End Zone-Touchbacks	2-0-0	7-1-0
PUNTS Number and Average	1-42.0	0-0.0
Had Blocked	0	0
FGs - PATs Had Blocked	0-0	0-0
Net Punting Average	42.0	0.0
TOTAL RETURN YARDAGE (Not Including Kickoffs)	0	16
No. and Yards Punt Returns	0-0	0-0
No. and Yards Kickoff Returns	7-169	1-27
No. and Yards Interception Returns	0-0	2-16
PENALTIES Number and Yards	3-15	4-45
FUMBLES Number and Lost	1-1	0-0
TOUCHDOWNS	1	3
Rushing	0	2
Passing	1	1
EXTRA POINTS Made-Attempts	1-1	3-3
Kicking Made-Attempts	0-0	3-3
Passing Made-Attempts	1-1	0-0
FIELD GOALS Made-Attempts	0-0	4-4
RED ZONE EFFICIENCY	1-1-100%	3-6-50%
GOAL TO GO EFFICIENCY	1-1-100%	2-2-100%
SAFETIES	0	0
FINAL SCORE	8	33
TIME OF POSSESSION	21:17	38:43



Miami Dolphins vs Indianapolis Colts
9/7/2025 at Lucas Oil Stadium

Ball Possession And Drive Chart

Miami Dolphins

#	Time Recd	Time Lost	Time Poss	How Ball Obtained	Drive Began	# Play	Yds Gain	Yds Pen	Net Yds	1st Down	Last Scrm	How Given Up
1	10:37	8:12	2:25	Kickoff	MIA 45	5	15	0	15	1	IND 40	Interception
2	14:54	14:14	0:40	Kickoff	MIA 38	2	6	0	6	0	MIA 44	Fumble
3	12:01	6:46	5:15	Kickoff	MIA 24	8	22	0	22	2	MIA 46	Punt
4	15:00	11:19	3:41	Kickoff	MIA 32	6	19	0	19	1	IND 49	Interception
5	7:30	4:30	3:00	Kickoff	MIA 25	7	44	0	44	2	IND 31	Downs
6	10:14	6:21	3:53	Kickoff	MIA 35	9	70	-5	65	3	* IND 11	Touchdown
7	2:23	0:00	2:23	Kickoff	MIA 34	9	35	0	35	3	IND 30	End of Game

(233) Average MIA 33

Indianapolis Colts

#	Time Recd	Time Lost	Time Poss	How Ball Obtained	Drive Began	# Play	Yds Gain	Yds Pen	Net Yds	1st Down	Last Scrm	How Given Up
1	15:00	10:37	4:23	Kickoff	IND 32	9	62	0	62	3	* MIA 6	Field Goal
2	8:12	14:54	8:18	Interception	IND 16	14	84	0	84	6	* MIA 27	Touchdown
3	14:14	12:01	2:13	Fumble	MIA 42	5	42	0	42	3	* MIA 1	Touchdown
4	6:46	0:00	6:46	Punt	IND 12	17	67	5	72	5	* MIA 16	Field Goal
5	11:19	7:30	3:49	Interception	IND 42	7	58	-10	48	2	* MIA 10	Field Goal
6	4:30	10:14	9:16	Downs	IND 31	15	84	-15	69	7	* MIA 1	Touchdown
7	6:21	2:23	3:58	Kickoff	IND 49	7	21	0	21	1	MIA 30	Field Goal

(240) Average IND 34

* inside opponent's 20

Time of Possession by Quarter

Visitor	1st	2nd	3rd	4th	OT	Total
Miami Dolphins	2:25	5:55	6:41	6:16		21:17
Home Indianapolis Colts	12:35	9:05	8:19	8:44		38:43

Kickoff Drive No.-Start Average

Dolphins: 7 - MIA 33

Colts: 1 - IND 32



Miami Dolphins vs Indianapolis Colts
9/7/2025 at Lucas Oil Stadium

Final Defensive Statistics

Miami Dolphins	Regular Defensive Plays											Special Teams					Misc			
	TKL	AST	COMB	SK	/ YDS	TFL	Q	IN	PD	FF	FR	TKL	AST	FF	FR	BL	TKL	AST	FF	FR
J.Brooks	5	9	14	0	0	1	0	0	0	0	0	0	0	0	0	0	0	0	0	0
T.Dodson	6	7	13	0	0	1	0	0	0	0	0	0	0	0	0	0	0	0	0	0
M.Fitzpatrick	5	3	8	0	0	0	0	0	1	0	0	1	0	0	0	0	0	0	0	0
J.Jones	3	5	8	0	0	0	0	0	1	0	0	0	0	0	0	0	0	0	0	0
I.Melifonwu	6	0	6	0	0	0	0	0	0	0	0	0	0	0	0	0	0	0	0	0
Jo.Phillips	2	3	5	0	0	0	0	0	0	0	0	0	0	0	0	0	0	0	0	0
K.Grant	1	3	4	0	0	0	0	0	0	0	0	0	0	0	0	0	0	0	0	0
Z.Sieler	3	0	3	0	0	0	0	0	0	0	0	0	0	0	0	0	0	0	0	0
D.Trader	2	1	3	0	0	0	0	0	0	0	0	0	0	0	0	0	0	0	0	0
M.Butler	2	0	2	0	0	0	0	0	0	0	0	0	0	0	0	0	0	0	0	0
J.Marshall	1	1	2	0	0	1	0	0	0	0	0	0	0	0	0	0	0	0	0	0
S.Duck	1	1	2	0	0	0	0	0	1	0	0	0	0	0	0	0	0	0	0	0
Ja.Phillips	1	1	2	0	0	0	0	0	0	0	0	0	0	0	0	0	0	0	0	0
M.Judon	1	1	2	0	0	0	0	0	0	0	0	0	0	0	0	0	0	0	0	0
B.Chubb	1	0	1	1	10	1	1	0	0	0	0	0	0	0	0	0	0	0	0	0
R.Douglas	1	0	1	0	0	0	0	0	1	0	0	0	0	0	0	0	0	0	0	0
A.Davis	1	0	1	0	0	1	0	0	0	0	0	0	0	0	0	0	0	0	0	0
C.Robinson	1	0	1	0	0	0	0	0	0	0	0	0	0	0	0	0	0	0	0	0
D.Achane	0	0	0	0	0	0	0	0	0	0	0	0	0	0	0	0	1	0	0	0
J.Savainaea	0	0	0	0	0	0	0	0	0	0	0	0	0	0	0	0	1	0	0	0
D.Eskridge	0	0	0	0	0	0	0	0	0	0	0	0	0	0	0	0	1	0	0	0
Total	43	35	78	1	10	4	2	0	4	0	0	1	0	0	0	0	3	0	0	0

TKL = Tackle AST = Assist COMB = Combined QB=QB Hit IN = Interception PD = Pass Defense FF = Forced Fumble FR = Fumble Recovery

Indianapolis Colts	Regular Defensive Plays											Special Teams					Misc			
	TKL	AST	COMB	SK	/ YDS	TFL	QH	IN	PD	FF	FR	TKL	AST	FF	FR	BL	TKL	AST	FF	FR
N.Cross	4	2	6	1	7	1	1	0	0	0	0	0	0	0	0	0	0	0	0	0
C.Ward	4	2	6	0	0	0	0	0	0	0	0	0	0	0	0	0	0	0	0	0
K.Moore	2	2	4	1	0	0	1	0	1	1	0	0	0	0	0	0	0	0	0	0
Z.Franklin	2	2	4	0	0	0	0	0	0	0	0	0	0	0	0	0	0	0	0	0
J.Bachie	1	3	4	0	0	0	0	0	0	0	0	0	2	0	0	0	0	0	0	0
M.Blackmon	2	1	3	0	0	0	0	0	0	0	0	0	0	0	0	0	0	0	0	0
C.Bynum	1	2	3	0	0	0	0	1	2	0	0	0	0	0	0	0	0	0	0	0
D.Buckner	0	3	3	0	0	0	0	0	0	0	0	0	0	0	0	0	0	0	0	0
R.Thomas	2	0	2	0	0	1	0	0	0	0	0	1	0	0	0	0	0	0	0	0
G.Stewart	0	2	2	0	0	0	1	0	0	0	0	0	0	0	0	0	0	0	0	0
S.Ebukam	1	0	1	1	6	1	3	0	0	0	0	0	0	0	0	0	0	0	0	0
L.Latu	1	0	1	0	0	0	0	1	1	0	0	0	0	0	0	0	0	0	0	0
K.Paye	1	0	1	0	0	1	0	0	0	0	0	0	0	0	0	0	0	0	0	0
C.McGrone	1	0	1	0	0	0	0	0	0	0	0	0	0	0	0	0	0	0	0	0
E.Johnson	1	0	1	0	0	0	0	0	0	0	0	0	0	0	0	0	0	0	0	0
T.Lewis	0	1	1	0	0	0	0	0	0	0	0	0	0	0	0	0	0	0	0	0
N.Gallimore	0	0	0	0	0	0	0	0	1	0	0	0	0	0	0	0	0	0	0	0
X.Howard	0	0	0	0	0	0	0	0	0	0	1	0	0	0	0	0	0	0	0	0
A.Ajake	0	0	0	0	0	0	0	0	0	0	0	1	1	0	0	0	0	0	0	0
A.Ogletree	0	0	0	0	0	0	0	0	0	0	0	1	0	0	0	0	0	0	0	0
A.Dulin	0	0	0	0	0	0	0	0	0	0	0	1	0	0	0	0	0	0	0	0
S.Olubi	0	0	0	0	0	0	0	0	0	0	0	1	0	0	0	0	0	0	0	0
A.Adebawore	0	0	0	0	0	0	0	0	0	0	0	0	1	0	0	0	0	0	0	0
Total	23	20	43	3	13	4	6	2	5	1	1	5	4	0	0	0	0	0	0	0



PERIOD SCORES				TIME OF POSSESSION		
Dolphins	0	0	=	Dolphins	8:20	
Colts	3	17	=	Colts	21:40	
Scoring Plays						
Team	Qtr	Time	Play Description (Extra Point)	(Drive Info)	Visitor	Home
Colts	1	10:37	S.Shrader 24 yd. Field Goal	(9-62, 4:23)	0	3
Colts	2	14:54	M.Pittman 27 yd. pass from D.Jones	(S.Shrader kick) (14-84, 8:18)	0	10
Colts	2	12:01	D.Jones 1 yd. run	(S.Shrader kick) (5-42, 2:13)	0	17
Colts	2	0:00	S.Shrader 35 yd. Field Goal	(17-72, 6:46)	0	20
<div> <div>Miami Dolphins</div> <div>Indianapolis Colts</div> </div>						
TOTAL FIRST DOWNS				3	17	
First Downs Rushing-Passing-by Penalty				0 - 3 - 0	5 - 11 - 1	
THIRD DOWN EFFICIENCY				1-3-33.3%	6-10-60.0%	
TOTAL NET YARDS				43	255	
Total Offensive Plays				15	43	
NET YARDS RUSHING				14	68	
NET YARDS PASSING				29	187	
Gross Yards Passing				42	197	
Times thrown-yards lost attempting to pass				3-13	1-10	
Pass Attempts-Completions-Had Intercepted				7 - 5 - 1	22 - 17 - 0	
Punts-Number and Average				1 - 42.0	0 - 0.0	
Penalties-Number and Yards				1 - 5	1 - 15	
Fumbles-Number and Lost				1 - 1	0 - 0	
Red Zone Efficiency				0-0-0%	2-4-50%	
Average Drive Start				MIA 36	IND 30	

Miami Dolphins								Indianapolis Colts											
RUSHING		ATT	YDS	AVG	LG	TD		RUSHING		ATT	YDS	AVG	LG	TD					
D.Achane		5	14	2.8	9	0		J.Taylor		15	52	3.5	15	0					
								D.Jones		4	13	3.3	6	1					
								T.Warren		1	3	3.0	3	0					
Total		5	14	2.8	9	0		Total		20	68	3.4	15	1					
PASSING		ATT	CMP	YDS	SK/YD	TD	LG	IN	RT	PASSING		ATT	CMP	YDS	SK/YD	TD	LG	IN	RT
T.Tagovailoa		7	5	42	3/13	0	14	1	47.0	D.Jones		22	17	197	1/10	1	27	0	118.9
Total		7	5	42	3/13	0	14	1	47.0	Total		22	17	197	1/10	1	27	0	118.9
PASS RECEIVING		TAR	REC	YDS	AVG	LG	TD			PASS RECEIVING		TAR	REC	YDS	AVG	LG	TD		
T.Hill		3	2	15	7.5	11	0			T.Warren		6	5	57	11.4	21	0		
T.Conner		1	1	14	14.0	14	0			M.Pittman		6	4	60	15.0	27	1		
M.Washington		1	1	9	9.0	9	0			J.Taylor		3	3	27	9.0	16	0		
J.Waddle		1	1	4	4.0	4	0			A.Mitchell		2	2	21	10.5	18	0		
A.Ingold		1	0	0	0.0	0	0			J.Downs		2	2	12	6.0	6	0		
										M.Allie-Cox		1	1	20	20.0	20	0		
										A.Pierce		2	0	0	0.0	0	0		
Total		7	5	42	8.4	14	0			Total		22	17	197	11.6	27			

[illegible][illegible]



Miami Dolphins vs Indianapolis Colts at Lucas Oil Stadium

Play By Play

IND wins toss, elects to Receive, and MIA elects to defend the South goal.

R.Patterson kicks 60 yards from MIA 35 to IND 5. A.Dulin to IND 32 for 27 yards (M.Fitzpatrick).

Indianapolis Colts at 15:00, (1st play from scrimmage 14:54)

1-10-IND 32	(14:54) D.Jones pass short left to T.Warren pushed ob at IND 46 for 14 yards (J.Jones; Ja.Phillips).	P1
<u>1-10-IND 46</u>	(14:20) (Shotgun) D.Jones pass incomplete short right to M.Pittman.	
2-10-IND 46	(14:16) (Shotgun) D.Jones pass short middle to T.Warren to MIA 46 for 8 yards (I.Melifonwu).	
3-2-MIA 46	(13:34) (Shotgun) D.Jones pass short left to M.Pittman pushed ob at MIA 32 for 14 yards (J.Jones).	P2
<u>1-10-MIA 32</u>	(12:52) (Shotgun) D.Jones pass deep left to T.Warren to MIA 11 for 21 yards (S.Duck; M.Fitzpatrick).	P3
<u>1-10-MIA 11</u>	(12:07) J.Taylor left tackle to MIA 9 for 2 yards (T.Dodson).	
2-8-MIA 9	(11:29) (Shotgun) D.Jones pass incomplete short left to A.Pierce (S.Duck).	
3-8-MIA 9	(11:25) (Shotgun) D.Jones scrambles right end to MIA 6 for 3 yards (M.Judon).	
4-5-MIA 6	(10:41) S.Shrader 24 yard field goal is GOOD, Center-L.Rhodes, Holder-R.Sanchez.	

Timeout at 10:37.

MIA 0 IND 3, 9 plays, 62 yards, 4:23 drive, 4:23 elapsed

S.Shrader kicks 58 yards from IND 35 to MIA 7. D.Eskridge pushed ob at MIA 45 for 38 yards (R.Thomas).

Miami Dolphins at 10:37, (1st play from scrimmage 10:30)

1-10-MIA 45	(10:30) D.Achane left guard to IND 46 for 9 yards (D.Buckner; C.Bynum).	
2-1-IND 46	(10:03) (No Huddle, Shotgun) T.Tagovailoa pass short right to T.Hill to IND 42 for 4 yards (Z.Franklin).	P1
<u>1-10-IND 42</u>	(9:28) (Shotgun) D.Achane up the middle to IND 44 for -2 yards (K.Paye, J.Bachie). MIA-J.Daniels was injured during the play.	
Timeout at 09:01.		
2-12-IND 44	(8:54) (Shotgun) T.Tagovailoa pass short right to J.Waddle to IND 40 for 4 yards (C.Ward).	
3-8-IND 40	(8:21) (No Huddle, Shotgun) T.Tagovailoa pass deep right intended for T.Hill INTERCEPTED by C.Bynum at IND 17. C.Bynum to IND 31 for 14 yards (D.Achane).	
PENALTY on IND-Z.Franklin, Unnecessary Roughness, 15 yards, enforced at IND 31.		

Timeout at 08:12.

Indianapolis Colts at 8:12

1-10-IND 16	(8:12) D.Jones scrambles right end pushed ob at IND 22 for 6 yards (M.Fitzpatrick).	
2-4-IND 22	(7:33) (Shotgun) J.Taylor right tackle to IND 23 for 1 yard (T.Dodson).	
3-3-IND 23	(6:52) (Shotgun) D.Jones pass short right to J.Taylor to IND 29 for 6 yards (Z.Sieler).	P4
<u>1-10-IND 29</u>	(6:21) (No Huddle, Shotgun) J.Taylor right tackle to IND 32 for 3 yards (M.Fitzpatrick; T.Dodson).	
2-7-IND 32	(5:41) (Shotgun) D.Jones pass short left to J.Downs to IND 38 for 6 yards (K.Grant).	
3-1-IND 38	(5:00) J.Travis reported in as eligible. T.Warren up the middle to IND 41 for 3 yards (M.Butler).	R5
<u>1-10-IND 41</u>	(4:21) (Shotgun) J.Taylor up the middle to MIA 46 for 13 yards (I.Melifonwu).	R6
<u>1-10-MIA 46</u>	(3:42) (No Huddle, Shotgun) J.Taylor left tackle to MIA 45 for 1 yard (J.Brooks).	
2-9-MIA 45	(3:04) (Shotgun) D.Jones pass short right to J.Taylor to MIA 29 for 16 yards (J.Jones).	P7
<u>1-10-MIA 29</u>	(2:18) (Shotgun) J.Taylor up the middle to MIA 24 for 5 yards (I.Melifonwu).	
2-5-MIA 24	(1:42) (Shotgun) J.Taylor up the middle to MIA 20 for 4 yards (M.Judon; J.Brooks).	
3-1-MIA 20	(-:57) D.Jones up the middle to MIA 17 for 3 yards (Jo.Phillips).	R8
<u>1-10-MIA 17</u>	(-:16) (Shotgun) D.Jones sacked at MIA 27 for -10 yards (B.Chubb).	

Penalty on IND-B.Raimann, Offensive Holding, declined.

END OF QUARTER

	Score	Time Poss	First Downs					Efficiencies	
			R	P	X	T	3 Down	4 Down	
Miami Dolphins	0	2:25	0	1	0	1	0/1	0/0	
Indianapolis Colts	3	12:35	3	5	0	8	4/5	0/0	



Miami Dolphins vs Indianapolis Colts at Lucas Oil Stadium

Play By Play

Second Quarter

9/7/2025

Indianapolis Colts continued.

** Injury Update: MIA-J.Daniels return is Questionable.

2-20-MIA 27 (15:00) (Shotgun) D.Jones pass deep right to M.Pittman for 27 yards, TOUCHDOWN.
S.Shrader extra point is GOOD, Center-L.Rhodes, Holder-R.Sanchez.

P9

Timeout at 14:54.

MIA 0 IND 10, 14 plays, 84 yards, 8:18 drive, 0:06 elapsed

S.Shrader kicks 54 yards from IND 35 to MIA 11. M.Washington to MIA 38 for 27 yards (J.Bachie; A.Ajiake).

Miami Dolphins at 14:54, (1st play from scrimmage 14:49)

1-10-MIA 38 (14:49) D.Achane up the middle to MIA 44 for 6 yards (K.Moore; Z.Franklin).
2-4-MIA 44 (14:23) (No Huddle, Shotgun) T.Tagovailoa sacked at MIA 38 for -6 yards (K.Moore). FUMBLES (K.Moore) [K.Moore], RECOVERED by IND-X.Howard at MIA 44. X.Howard to MIA 42 for 2 yards (J.Savainaea).

Timeout at 14:14.

Indianapolis Colts at 14:14

1-10-MIA 42 (14:14) (Shotgun) D.Jones pass deep right to A.Mitchell ran ob at MIA 24 for 18 yards. P10
1-10-MIA 24 (13:54) (No Huddle, Shotgun) D.Jones pass short left to M.Alie-Cox to MIA 4 for 20 yards (M.Fitzpatrick, T.Dodson). P11
1-4-MIA 4 (13:22) (Shotgun) J.Taylor right guard to MIA 2 for 2 yards (M.Butler).
2-2-MIA 2 (12:41) J.Taylor right tackle to MIA 1 for 1 yard (J.Jones; D.Trader).
3-1-MIA 1 (12:05) D.Jones right guard for 1 yard, TOUCHDOWN. R12
S.Shrader extra point is GOOD, Center-L.Rhodes, Holder-R.Sanchez.

Timeout at 12:01.

MIA 0 IND 17, 5 plays, 42 yards, 2:13 drive, 2:59 elapsed

S.Shrader kicks 55 yards from IND 35 to MIA 10. M.Washington to MIA 24 for 14 yards (A.Ogletree).

Miami Dolphins at 12:01, (1st play from scrimmage 11:57)

1-10-MIA 24 (11:57) (Shotgun) T.Tagovailoa pass incomplete short middle to A.Ingold (C.Bynum) [G.Stewart].
2-10-MIA 24 (11:53) (Shotgun) T.Tagovailoa pass short right to T.Hill to MIA 35 for 11 yards (C.Ward; J.Bachie). P2
1-10-MIA 35 (11:10) D.Achane left tackle to MIA 35 for no gain (D.Buckner; G.Stewart).
2-10-MIA 35 (10:31) D.Achane right end to MIA 36 for 1 yard (K.Moore; N.Cross).
3-9-MIA 36 (9:47) (Shotgun) T.Tagovailoa pass short middle to T.Conner to 50 for 14 yards (Z.Franklin). P3
1-10-50 (9:05) (Shotgun) T.Tagovailoa sacked at MIA 43 for -7 yards (N.Cross).
Timeout #1 by MIA at 08:21.
2-17-MIA 43 (8:21) (Shotgun) T.Tagovailoa pass short left to M.Washington to IND 48 for 9 yards (Z.Franklin; C.Bynum).
3-8-IND 48 (7:34) (Shotgun) T.Tagovailoa sacked at MIA 46 for -6 yards (S.Ebukam).
4-14-MIA 46 (6:53) J.Bailey punts 42 yards to IND 12, Center-J.Cardona, fair catch by A.Gould.

Timeout at 06:46.

Indianapolis Colts at 6:46

1-10-IND 12 (6:46) D.Jones pass short left to J.Taylor to IND 17 for 5 yards (J.Brooks).
2-5-IND 17 (6:10) (Shotgun) D.Jones pass short left to T.Warren to IND 23 for 6 yards (S.Duck, J.Brooks). MIA-S.Duck was injured during the play. P13
Timeout at 05:58.
1-10-IND 23 (5:39) (Shotgun) D.Jones pass incomplete short right to T.Warren (J.Jones).
2-10-IND 23 (5:36) (Shotgun) D.Jones pass short left to M.Pittman to IND 28 for 5 yards (R.Douglas).
3-5-IND 28 (4:58) (Shotgun) D.Jones pass short left to A.Mitchell to IND 31 for 3 yards (T.Dodson).
4-2-IND 31 (4:16) R.Sanchez punts 63 yards to MIA 6, Center-L.Rhodes. M.Washington to MIA 24 for 18 yards (S.Olubi; J.Bachie). IND-J.Jones was injured during the play.
PENALTY on MIA-M.Judon, Running Into the Kicker, 5 yards, enforced at IND 31 - No Play. X14

Timeout at 04:04.

1-10-IND 36 (4:04) D.Jones pass incomplete short right to M.Pittman (R.Douglas).
2-10-IND 36 (3:59) (Shotgun) D.Jones pass incomplete deep left to A.Pierce.
** Injury Update: IND-J.Jones return is Questionable.
3-10-IND 36 (3:53) (Shotgun) D.Jones pass short right to M.Pittman to 50 for 14 yards (J.Jones). P15
Penalty on MIA-C.Robinson, Defensive Offside, declined.
1-10-50 (3:33) (Shotgun) J.Taylor left tackle to MIA 49 for 1 yard (J.Brooks; T.Dodson).



Miami Dolphins vs Indianapolis Colts at Lucas Oil Stadium

2-9-MIA 49	(2:53) (Shotgun) J.Taylor right guard to 50 for -1 yards (A.Davis, T.Dodson).	
	** Injury Update: MIA-S.Duck return is Questionable.	
	Timeout #2 by MIA at 02:49.	
3-10-50	(2:49) (Shotgun) D.Jones pass short middle to T.Warren to MIA 42 for 8 yards (L.Melifonwu).	
	Timeout #3 by MIA at 02:42.	
4-2-MIA 42	(2:42) (Shotgun) D.Jones pass short right to J.Downs to MIA 36 for 6 yards (L.Melifonwu).	P16
Two-Minute Warning		
<u>1-10-MIA 36</u>	(2:00) (Shotgun) J.Taylor left guard to MIA 21 for 15 yards (M.Fitzpatrick; J.Jones).	R17
<u>1-10-MIA 21</u>	(1:20) J.Taylor right tackle to MIA 18 for 3 yards (C.Robinson).	
2-7-MIA 18	(-:41) (Shotgun) J.Taylor up the middle to MIA 13 for 5 yards (Z.Sieler).	
	Timeout #1 by IND at 00:36.	
3-2-MIA 13	(-:36) J.Taylor left end to MIA 16 for -3 yards (J.Brooks).	
	Timeout #2 by IND at 00:03.	
4-5-MIA 16	(-:03) S.Shrader 35 yard field goal is GOOD, Center-L.Rhodes, Holder-R.Sanchez.	

		MIA 0 IND 20, 17 plays, 72 yards, 1 penalty, 6:46 drive, 15:00 elapsed						
END OF QUARTER		First Downs				Efficiencies		
	Score	Time Poss	R	P	X	T	3 Down	4 Down
	0	5:55	0	2	0	2	1/2	0/0
	20	9:05	2	6	1	9	2/5	1/1



Miami Dolphins vs Indianapolis Colts at Lucas Oil Stadium

Third Quarter

9/7/2025

Play By Play

MIA elects to Receive, and IND elects to defend the South goal.

** Injury Update: MIA-J.Daniels is Out of the game.

** Injury Update: MIA-S.Duck is Out of the game.

S.Shrader kicks 52 yards from IND 35 to MIA 13. M.Washington to MIA 32 for 19 yards (A.Adebawore; J.Bachie).

Miami Dolphins at 15:00, (1st play from scrimmage 14:55)

1-10-MIA 32	(14:55) (Shotgun) T.Tagovailoa pass short right to D.Achane pushed ob at MIA 38 for 6 yards (L.Latu).	
2-4-MIA 38	(14:16) (Shotgun) T.Tagovailoa pass short right to D.Achane to MIA 41 for 3 yards (K.Moore).	
3-1-MIA 41	(13:37) O.Gordon up the middle to MIA 44 for 3 yards (J.Bachie; N.Cross).	R4
<u>1-10-MIA 44</u>	(12:57) (Shotgun) T.Tagovailoa pass short right to A.Ingold to MIA 45 for 1 yard (J.Bachie).	
2-9-MIA 45	(12:13) (Shotgun) T.Tagovailoa pass short right to J.Waddle to IND 49 for 6 yards (C.Ward). MIA-J.Waddle was injured during the play.	
	** Injury Update: IND-J.Jones is Out of the game.	
3-3-IND 49	(11:30) (Shotgun) T.Tagovailoa pass short right intended for M.Washington INTERCEPTED by L.Latu at IND 40. L.Latu pushed ob at IND 42 for 2 yards (D.Eskridge).	

Timeout at 11:19.

Indianapolis Colts at 11:19

1-10-IND 42	(11:19) D.Jones pass deep left to A.Pierce pushed ob at MIA 22 for 36 yards (M.Fitzpatrick).	P18
<u>1-10-MIA 22</u>	(10:57) (No Huddle, Shotgun) D.Jones pass short left to M.Pittman to MIA 17 for 5 yards (T.Dodson).	
2-5-MIA 17	(10:20) (Shotgun) J.Taylor left guard to MIA 11 for 6 yards (I.Melifonwu).	R19
<u>1-10-MIA 11</u>	(9:38) J.Taylor right tackle to MIA 4 for 7 yards (Z.Sieler).	
2-3-MIA 4	(8:52) (Shotgun) J.Taylor left guard to MIA 3 for 1 yard (Z.Sieler; M.Fitzpatrick).	
	PENALTY on IND-M.Goncalves, Offensive Holding, 10 yards, enforced at MIA 4 - No Play.	
2-13-MIA 14	(8:23) D.Jones pass short left to T.Warren to MIA 10 for 4 yards (J.Marshall; J.Jones).	
3-9-MIA 10	(7:39) (Shotgun) D.Jones pass incomplete short left to T.Warren (M.Fitzpatrick).	
4-9-MIA 10	(7:33) S.Shrader 28 yard field goal is GOOD, Center-L.Rhodes, Holder-R.Sanchez.	

Timeout at 07:30.

MIA 0 IND 23, 7 plays, 48 yards, 3:49 drive, 7:30 elapsed

S.Shrader kicks 67 yards from IND 35 to MIA -2. D.Eskridge to MIA 25 for 27 yards (A.Dulin).

Miami Dolphins at 7:30, (1st play from scrimmage 7:25)

1-10-MIA 25	(7:25) T.Tagovailoa pass deep left to T.Hill to MIA 46 for 21 yards (M.Blackmon). ** Injury Update: MIA-J.Waddle has returned to the game.	P5
<u>1-10-MIA 46</u>	(6:46) (Shotgun) T.Tagovailoa pass short right to J.Waddle to 50 for 4 yards (M.Blackmon).	
2-6-50	(6:09) D.Achane left guard to IND 35 for 15 yards (N.Cross).	R6
<u>1-10-IND 35</u>	(5:30) T.Tagovailoa pass short right to T.Hill to IND 31 for 4 yards (C.Ward).	
2-6-IND 31	(4:45) (Shotgun) T.Tagovailoa pass incomplete deep left to M.Washington.	
3-6-IND 31	(4:39) (Shotgun) T.Tagovailoa pass incomplete short right to D.Achane.	
4-6-IND 31	(4:35) (Shotgun) T.Tagovailoa pass incomplete short left to T.Conner.	

Timeout at 04:30.

Indianapolis Colts at 4:30

1-10-IND 31	(4:30) (Shotgun) D.Jones pass short left to M.Pittman to IND 46 for 15 yards (M.Fitzpatrick).	P20
<u>1-10-IND 46</u>	(3:52) (Shotgun) J.Taylor up the middle to MIA 48 for 6 yards (D.Trader).	
2-4-MIA 48	(3:07) (Shotgun) D.Giddens up the middle to MIA 46 for 2 yards (Jo.Phillips; J.Brooks).	
3-2-MIA 46	(2:20) (Shotgun) D.Jones pass incomplete short right to J.Downs [J.Marshall].	
4-2-MIA 46	(2:16) (Shotgun) D.Giddens up the middle to MIA 40 for 6 yards (J.Brooks; T.Dodson).	R21
<u>1-10-MIA 40</u>	(1:35) D.Giddens left tackle to MIA 37 for 3 yards (M.Fitzpatrick).	
	PENALTY on IND-B.Raimann, Offensive Holding, 10 yards, enforced at MIA 40 - No Play.	
	Penalty on IND-M.Pittman, Offensive Holding, declined.	
1-20-50	(1:17) (Shotgun) D.Jones pass short left to T.Warren pushed ob at MIA 38 for 12 yards (D.Trader).	
	PENALTY on IND-M.Alie-Cox, Offensive Holding, 10 yards, enforced at 50 - No Play.	
1-30-IND 40	(:50) (Shotgun) D.Jones scrambles left end pushed ob at MIA 49 for 11 yards (J.Marshall).	
	PENALTY on MIA-J.Jones, Defensive Holding, 5 yards, enforced at MIA 49.	X22
<u>1-10-MIA 44</u>	(:18) (Shotgun) D.Giddens up the middle to MIA 38 for 6 yards (J.Brooks).	

Miami Dolphins vs Indianapolis Colts at Lucas Oil Stadium

END OF QUARTER

	Score	Time Poss	First Downs				Efficiencies	
			R	P	X	T	3 Down	4 Down
Miami Dolphins	0	6:41	2	1	0	3	1/3	0/1
Indianapolis Colts	23	8:19	2	2	1	5	0/2	1/1



Miami Dolphins vs Indianapolis Colts at Lucas Oil Stadium

Play By Play

Indianapolis Colts continued.

Fourth Quarter

9/7/2025

2-4-MIA 38	(15:00) (Shotgun) D.Giddens left guard to MIA 26 for 12 yards (J.Brooks).	R23
<u>1-10-MIA 26</u>	(14:15) (Shotgun) D.Giddens left tackle to MIA 29 for -3 yards (T.Dodson).	
2-13-MIA 29	(13:36) (Shotgun) D.Giddens up the middle to MIA 19 for 10 yards (D.Trader).	
3-3-MIA 19	(12:53) (Shotgun) D.Giddens up the middle to MIA 17 for 2 yards (J.Brooks; K.Grant).	
4-1-MIA 17	(12:11) D.Jones right guard to MIA 16 for 1 yard (Ja.Phillips).	R24
<u>1-10-MIA 16</u>	(11:29) A.Dulin right end to MIA 1 for 15 yards (M.Fitzpatrick).	R25
<u>1-1-MIA 1</u>	(10:59) (No Huddle, Shotgun) D.Giddens up the middle to MIA 1 for no gain (J.Jones; J.Brooks).	
2-1-MIA 1	(10:16) D.Jones right guard for 1 yard, TOUCHDOWN.	R26
	S.Shrader extra point is GOOD, Center-L.Rhodes, Holder-R.Sanchez.	

Timeout at 10:14.

MIA 0 IND 30, 15 plays, 69 yards, 1 penalty, 9:16 drive, 4:46 elapsed

S.Shrader kicks 50 yards from IND 35 to MIA 15. D.Eskridge to MIA 35 for 20 yards (S.Olubi).

Miami Dolphins at 10:14, (1st play from scrimmage 10:11)

1-10-MIA 35	(10:11) (Shotgun) M.Washington right tackle to MIA 44 for 9 yards (G.Stewart; D.Buckner).	
	** Injury Update: MIA-B.Jones return is Questionable.	
2-1-MIA 44	(9:28) (Shotgun) T.Tagovailoa pass short left to J.Waddle to IND 40 for 16 yards (N.Cross).	P7
<u>1-10-IND 40</u>	(8:48) (Shotgun) T.Tagovailoa scrambles up the middle to IND 33 for 7 yards (N.Cross).	
2-3-IND 33	(8:08) (Shotgun) T.Tagovailoa pass incomplete deep left to T.Hill.	
3-3-IND 33	(8:00) (Shotgun) D.Achane left end pushed ob at IND 7 for 26 yards (C.Bynum).	R8
<u>1-7-IND 7</u>	(7:20) O.Gordon left guard to IND 6 for 1 yard (C.McGrone).	
2-6-IND 6	(6:38) (Shotgun) T.Tagovailoa pass incomplete short left to J.Waddle.	
3-6-IND 6	(6:35) (Shotgun) T.Tagovailoa pass incomplete short middle to T.Conner (K.Moore).	
4-6-IND 6	(6:29) (Shotgun) PENALTY on MIA, Offensive Too Many Men on Field, 5 yards, enforced at IND 6 - No Play.	
4-11-IND 11	(6:29) (Shotgun) T.Tagovailoa pass short right to D.Achane for 11 yards, TOUCHDOWN.	P9
	Timeout #1 by MIA at 06:21.	
	TWO-POINT CONVERSION ATTEMPT. T.Tagovailoa pass to J.Hill is complete. ATTEMPT SUCCEEDS.	

Timeout at 06:21.

MIA 8 IND 30, 9 plays, 65 yards, 3:53 drive, 8:39 elapsed

R.Patterson kicks onside 16 yards from MIA 35 to IND 49, impetus ends at MIA 48. K.Moore (didn't try to advance) to IND 49 for no gain.

Indianapolis Colts at 6:21, (1st play from scrimmage 6:20)

1-10-IND 49	(6:20) D.Giddens right tackle to MIA 46 for 5 yards (T.Dodson).	
2-5-MIA 46	(5:36) D.Giddens left tackle to MIA 45 for 1 yard (Jo.Phillips; T.Dodson).	
3-4-MIA 45	(4:51) D.Jones pass short right to T.Warren to MIA 30 for 15 yards (K.Grant; J.Brooks).	P27
<u>1-10-MIA 30</u>	(4:04) D.Giddens left tackle to MIA 30 for no gain (Jo.Phillips; K.Grant).	
2-10-MIA 30	(3:21) (Shotgun) D.Giddens right guard to MIA 30 for no gain (T.Dodson; J.Brooks).	
	Timeout #2 by MIA at 03:14.	
3-10-MIA 30	(3:14) (Shotgun) U.Bentley left tackle to MIA 30 for no gain (Jo.Phillips).	
	Timeout #1 by IND at 02:28.	
4-10-MIA 30	(2:28) S.Shrader 48 yard field goal is GOOD, Center-L.Rhodes, Holder-R.Sanchez.	

MIA 8 IND 33, 7 plays, 21 yards, 3:58 drive, 12:37 elapsed
--

S.Shrader kicks 55 yards from IND 35 to MIA 10. D.Eskridge to MIA 34 for 24 yards (A.Ajajake).

Miami Dolphins at 2:23, (1st play from scrimmage 2:18)

1-10-MIA 34	(2:18) (Shotgun) Z.Wilson pass short right to T.Conner to MIA 40 for 6 yards (C.Ward; T.Lewis).	
	Two-Minute Warning	
2-4-MIA 40	(2:00) (Shotgun) Z.Wilson pass incomplete deep right to D.Eskridge [S.Ebukam].	
3-4-MIA 40	(1:56) (Shotgun) Z.Wilson pass short middle to D.Eskridge to MIA 49 for 9 yards (R.Thomas).	P10
	** Injury Update: MIA-A.Jackson return is Questionable.	
1-10-MIA 49	(1:38) (No Huddle, Shotgun) Z.Wilson pass incomplete short right to N.Westbrook-Ikhine (N.Gallimore).	
2-10-MIA 49	(1:31) (Shotgun) Z.Wilson pass incomplete deep left to M.Washington [S.Ebukam].	
3-10-MIA 49	(1:26) (Shotgun) Z.Wilson pass short right to M.Washington to IND 40 for 11 yards (E.Johnson).	P11
<u>1-10-IND 40</u>	(1:03) (No Huddle, Shotgun) Z.Wilson scrambles right end to IND 37 for 3 yards (C.Ward).	
2-7-IND 37	(3:7) (No Huddle, Shotgun) Z.Wilson pass short right to N.Westbrook-Ikhine ran ob at IND 30 for 7 yards.	P12
<u>1-10-IND 30</u>	(3:34) (Shotgun) Z.Wilson pass short left to O.Gordon to IND 31 for -1 yards (R.Thomas, M.Blackmon).	

END OF QUARTER

END OF QUARTER	Score	Time Poss	First Downs				Efficiencies	
			R	P	X	T	3 Down	4 Down
Miami Dolphins	8	6:16	1	5	0	6	3/4	1/1
Indianapolis Colts	33	8:44	4	1	0	5	1/3	1/1



Miscellaneous Statistics Report

Miami Dolphins vs Indianapolis Colts
9/7/2025 at Lucas Oil Stadium

Ten Longest Plays for Miami Dolphins

Yards	Qtr	Play Start	Play Description
26	4	3-3-IND 33	(8:00) (Shotgun) D.Achane left end pushed ob at IND 7 for 26 yards (C.Bynum).
21	3	1-10-MIA 25	(7:25) T.Tagovailoa pass deep left to T.Hill to MIA 46 for 21 yards (M.Blackmon). ** Injury Update: MIA-J.Waddle has returned to the game.
16	4	2-1-MIA 44	(9:28) (Shotgun) T.Tagovailoa pass short left to J.Waddle to IND 40 for 16 yards (N.Cross).
15	3	2-6-50	(6:09) D.Achane left guard to IND 35 for 15 yards (N.Cross).
14	2	3-9-MIA 36	(9:47) (Shotgun) T.Tagovailoa pass short middle to T.Conner to 50 for 14 yards (Z.Franklin).
11	2	2-10-MIA 24	(11:53) (Shotgun) T.Tagovailoa pass short right to T.Hill to MIA 35 for 11 yards (C.Ward; J.Bachie).
11	4	4-11-IND 11	(6:29) (Shotgun) T.Tagovailoa pass short right to D.Achane for 11 yards, TOUCHDOWN.
11	4	3-10-MIA 49	(1:26) (Shotgun) Z.Wilson pass short right to M.Washington to IND 40 for 11 yards (E.Johnson).
9	1	1-10-MIA 45	(10:30) D.Achane left guard to IND 46 for 9 yards (D.Buckner; C.Bynum).
9	2	2-17-MIA 43	(8:21) (Shotgun) T.Tagovailoa pass short left to M.Washington to IND 48 for 9 yards (Z.Franklin; C.Bynum).

Ten Longest Plays for Indianapolis Colts

Yards	Qtr	Play Start	Play Description
36	3	1-10-IND 42	(11:19) D.Jones pass deep left to A.Pierce pushed ob at MIA 22 for 36 yards (M.Fitzpatrick).
27	2	2-20-MIA 27	(15:00) (Shotgun) D.Jones pass deep right to M.Pittman for 27 yards, TOUCHDOWN.
21	1	1-10-MIA 32	(12:52) (Shotgun) D.Jones pass deep left to T.Warren to MIA 11 for 21 yards (S.Duck; M.Fitzpatrick).
20	2	1-10-MIA 24	(13:54) (No Huddle, Shotgun) D.Jones pass short left to M.Alie-Cox to MIA 4 for 20 yards (M.Fitzpatrick, T.Dodson).
18	2	1-10-MIA 42	(14:14) (Shotgun) D.Jones pass deep right to A.Mitchell ran ob at MIA 24 for 18 yards.
16	1	2-9-MIA 45	(3:04) (Shotgun) D.Jones pass short right to J.Taylor to MIA 29 for 16 yards (J.Jones).
16	3	1-30-IND 40	(:50) (Shotgun) D.Jones scrambles left end pushed ob at MIA 49 for 11 yards (J.Marshall).
15	2	1-10-MIA 36	(2:00) (Shotgun) J.Taylor left guard to MIA 21 for 15 yards (M.Fitzpatrick; J.Jones).
15	3	1-10-IND 31	(4:30) (Shotgun) D.Jones pass short left to M.Pittman to IND 46 for 15 yards (M.Fitzpatrick).
15	4	1-10-MIA 16	(11:29) A.Dulin right end to MIA 1 for 15 yards (M.Fitzpatrick).

Touchdown Scoring Information

		Offense	Defense	Special Teams
VISITOR	Miami Dolphins	1	0	0
HOME	Indianapolis Colts	3	0	0

Player Scoring Information

Club	Player	TD	Rush TD	Rec TD	KO TD	Punt TD	Int TD	Fum TD	Misc TD	FG	XP	2Pt Rush	2Pt Rec	Sfty	Points
MIA	D.Achane	0	0	1	0	0	0	0	0	0	0	0	0	0	6
MIA	J.Hill	0	0	0	0	0	0	0	0	0	0	0	1	0	2
IND	S.Shrader	0	0	0	0	0	0	0	0	4	3	0	0	0	15
IND	D.Jones	0	2	0	0	0	0	0	0	0	0	0	0	0	12
IND	M.Pittman	0	0	1	0	0	0	0	0	0	0	0	0	0	6

Possession Detail

	First Half				Second Half				Game	
	Visitor	Home	Visitor	Home	Visitor	Home	Visitor	Home	Visitor	Home
Largest Lead	0	20	0	30			0	30		
Drives Leading	0	3	0	3			0	6		
Time of Possession Leading	0:00	17:17	0:00	17:03	0:00	34:20				
Largest Deficit	-20	0	-30	0			-30	0		
Drives Trailing	3	0	4	0			7	0		
Time of Possession Trailing	8:20	0:00	12:57	0:00	21:17	0:00				
Times Score Tied Up		0		0				0		
Lead Changes		1		0				1		



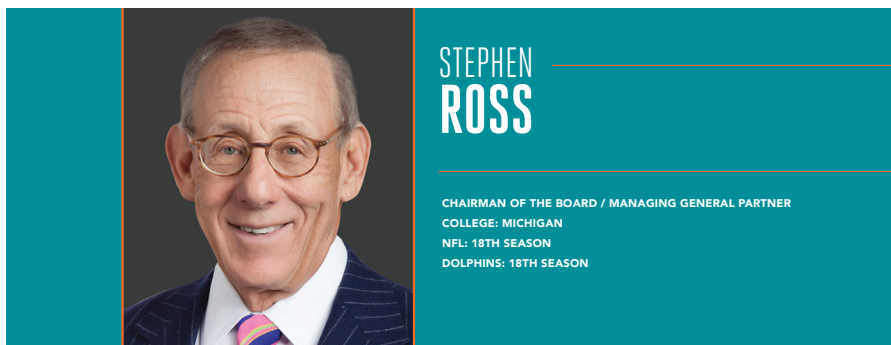
Playtime Percentage

Percent of playtime per player on offense, defense and special teams (Unofficial)

Miami Dolphins				Indianapolis Colts			
	Offense	Defense	Special Teams		Offense	Defense	Special Teams
A.Brewer	OL	48	100%	B.Raimann	T	73	100%
J.Savainaea	OL	48	100%	M.Goncalves	G	73	100%
P.Paul	T	48	100%	D.Jones	QB	73	100%
K.Smith	T	45	94%	T.Bortolini	C	73	100%
T.Tagovailoa	QB	39	81%	Q.Nelson	G	67	92%
A.Jackson	OL	38	79%	B.Smith	T	67	92%
D.Achane	RB	35	73%	M.Pittman	WR	60	82%
J.Waddle	WR	31	65%	A.Pierce	WR	58	79%
T.Hill	WR	30	62%	T.Warren	TE	53	73%
J.Hill	TE	28	58%	J.Taylor	RB	52	71%
M.Washington	WR	28	58%	J.Downs	WR	36	49%
T.Conner	TE	28	58%	M.Alle-Cox	TE	33	45%
N.Westbrook-Ikhine	WR	21	44%	A.Ogletree	TE	27	37%
A.Ingold	FB	13	27%	D.Giddens	RB	18	25%
D.Eskridge	WR	13	27%	A.Mitchell	WR	15	21%
O.Gordon	RB	12	25%	A.Dulin	WR	10	14%
L.Borom	OL	10	21%	J.Travis	T	7	10%
Z.Wilson	QB	9	19%	D.Tucker	G	6	8%
J.Daniels	OL	3	6%	U.Bentley	RB	2	3%
J.Wilson	RB	2	4%	K.Moore	CB	45	94%
M.Fitzpatrick	S	73	100%	C.Ward	CB	45	94%
T.Dodson	LB	73	100%	C.Bynum	S	39	81%
J.Jones	CB	73	100%	Z.Franklin	LB	39	81%
J.Brooks	LB	73	100%	N.Cross	S	39	81%
Z.Sieler	DT	54	74%	D.Buckner	DT	33	69%
I.Melifonwu	S	50	68%	L.Latu	DE	32	67%
K.Grant	DT	44	60%	X.Howard	CB	32	67%
R.Douglas	CB	44	60%	K.Paye	DE	30	62%
Ja.Phillips	LB	40	55%	G.Stewart	DT	27	56%
B.Chubb	LB	40	55%	J.Bachie	LB	22	46%
C.Robinson	LB	37	51%	C.McGrone	LB	22	46%
J.Marshall	CB	34	47%	M.Blackmon	CB	22	46%
Jo.Phillips	DT	33	45%	T.Lewis	DE	22	46%
M.Judon	LB	33	45%	S.Ebukam	DE	18	38%
S.Duck	CB	29	40%	A.Adebawore	DT	13	27%
D.Trader	S	22	30%	N.Gallimore	DT	13	27%
B.Jones	DT	20	27%	R.Thomas	S	10	21%
M.Butler	DT	20	27%	A.Ajiake	LB	9	19%
A.Davis	S	11	15%	D.Scott	S	9	19%
C.Goode	LB			E.Johnson	DT	7	15%
E.Campbell	DB			S.Shrader	K		14
K.Britt	LB			S.Olubi	LB		10
W.Gay	LB			L.Rhodes	LS		9
R.Patterson	K			R.Sanchez	P		8
J.Bailey	P			D.Pinter	C		7
J.Cardona	LS			J.Jones	CB		6
				A.Gould	WR		2



BIOS



Stephen M. Ross is the CEO and Chairman of Related Ross, Founder and Non-Executive Chairman of Related Companies and Chairman and Managing General Partner of the Miami Dolphins, Hard Rock Stadium and Formula 1® Crypto.com Miami Grand Prix.

In 1972, Ross formed Related Companies, which has grown into one of the most prominent privately owned real estate firms in the United States. Known for developing the neighborhood-defining Hudson Yards in Manhattan, the company was recently named one of the 50 Most Innovative Companies in the World by Fast Company Magazine and boasts more than \$60 billion in assets owned or under development across the United States. In 2024, Ross founded and became Chief Executive of Related Ross, which has already become the largest commercial-property owner in downtown West Palm Beach. Focused on continued development and inclusive economic growth across South Florida, Related Ross has attracted a new generation of leaders across finance and technology to The Gold Coast and elicited renewed interest and investment in the region. Ross first invested in the Miami Dolphins in February 2008 and assumed the responsibilities of managing general partner of both the Miami Dolphins and Hard Rock Stadium in 2009. The role is the culmination of one of his long-held dreams — Ross grew up in South Florida and the Dolphins have been a lifetime passion for him.

Throughout the Dolphins organization, Ross' ethos of building a first-class team on and off the field is etched deep. His more than \$1 billion of private investment in Hard Rock Stadium and its surrounding properties — most notably to modernize the stadium from 2015-17 — has transformed the iconic venue into a global entertainment destination that showcases the best Miami has to offer and attracts a talent and event lineup that is unparalleled in professional sports. As a result of Ross' vision and investment, Hard Rock Stadium secured events such as Super Bowl LIV — which coincided with the 100th season of the NFL — as well as the 2021 and 2026 College Football Playoff National Championships, the Formula 1® Crypto.com Miami Grand Prix, 2026 FIFA World Cup, major global concert tours, international soccer matches and a host of world-class events over the past decade.

With football, Ross has demonstrated a steadfast commitment to provide coaches, players and support staff the resources necessary to build a winning team that will compete for championships. He invested \$135 million into the state-of-the-art Baptist Health Training Complex, which opened in July 2021. In the annual NFLPA Player Team Report Cards survey, Ross has received the highest ownership grade among all NFL team owners each of the past two years and the Dolphins were ranked first among all 32 teams in both 2024 and 2025, which scores the player experience in a variety of categories. As a result of Ross' investment, the Dolphins received an A-or-higher rating in all 11 categories each year, including first overall in weight room, training room and training staff, food/cafe/tertia and team travel. The team finished second among all teams in the inaugural survey in 2023. Ross has also invested in the players' personal and professional development off the field, creating and funding the Dolphins Business Combine — a three-day event which allows players to meet with business leaders across a variety of industries and receive training on topics like personal finance, real estate and investments — since 2017.

In 2016, Ross named Chris Grier as general manager and in 2019 gave him full control of football operations. Under Grier's leadership, the team delivered four consecutive winning seasons from 2020-23, marking a first for the franchise in two decades (2000-03). In 2022, Ross selected Mike McDaniel as the team's 11th head coach, who at the time had not received a head coach interview request from another team. Ross identified McDaniel's ingenuity, authentic leadership and innovative thinking as notable traits for a head coach, and in his first two years with the franchise, McDaniel led the team to the playoffs, something Miami had not done in more than 20 years.

Ross has broadened his sports and entertainment portfolio considerably since assuming primary ownership of the Dolphins in 2009, developing what is widely considered one of the most dynamic global operating enterprises in sports and entertainment.

In 2012, Ross established RSE Ventures, a multi-national sports, entertainment and technology investment firm for which he serves as Chairman. That same year, Ross founded global soccer media company Relevant through RSE Ventures. Initially focused on live events, Relevant successfully orchestrated the first-ever El

Clásico hosted in North America. The 2017 match between Barcelona and Real Madrid stands as the highest-revenue-grossing soccer match in U.S. history.

Shortly thereafter, Relevant began transitioning its business from event promotion to commercial rights representation. In the years since, it has since grown into the leading and most influential privately-owned commercial partner in soccer worldwide, working with leagues, governing bodies, and other properties to sell media, sponsorship and licensing rights. In 2025, Relevant won a landmark mandate to represent the UEFA men's club competitions — including the UEFA Champions League, Europa League, and Conference League — in the sale of their global media and sponsorship rights for the 2027-2033 cycle. The company's other market-leading partnerships include LALIGA North America, a 20-year joint venture with LALIGA for North and Central America, a 17-year partnership with Bundesliga for the Americas, the Premier League Summer Series event platform in the United States and a media rights, content and marketing partnership with the EFL across the Americas.

Ross also expanded his South Florida sports portfolio beyond the Dolphins and Hard Rock Stadium, adding the Miami Open tennis tournament and the Formula 1® Crypto.com Miami Grand Prix to his growing list of sports and entertainment properties. In 2017, when Miami Open organizers began to explore leaving the tournament's longtime home in Key Biscayne, Florida, Ross stepped in to propose hosting the tournament at Hard Rock Stadium. Two years later, the Miami Open debuted in its new home in Miami Gardens, where Ross had spearheaded and funded the construction of a custom tennis complex that is now considered one of the best in professional tennis in terms of guest experience and player amenities. The tournament, which is one of the sport's most prestigious outside of the four Grand Slams, has consistently delivered record attendance and revenue in the years since.

In April 2021, Ross became the Chairman and Owner of the Formula 1® Crypto.com Miami Grand Prix. As one of the few sports properties with true global appeal — rivaling the likes of the Olympics and World Cup in terms of consumer interest worldwide — Formula 1 represented a significant opportunity for South Florida to draw widespread attention from and become culturally relevant to a massive international sports audience. Ross and Managing Partner of the Formula 1® Crypto.com Miami Grand Prix, Vice Chairman and CEO Tom Garfinkel worked with specialist designers to create a racetrack that provides great racing and unique fan experiences that are reflective of the diverse and dynamic nature of Miami, with Hard Rock Stadium sitting at the heart of the circuit — made possible as a result of Ross' sole ownership of the venue and surrounding property, as well as his private investment to build the FIA Grade One track. The inaugural race was named the Best New Event of 2022 by the Sports Business Journal and the organization was named Promoter of the Year by Formula 1 after just the third edition of the event, while delivering an estimated economic impact of more than \$1 billion to the local area. Thanks to Ross' efforts, the Formula 1® Crypto.com Miami Grand Prix has cemented itself as America's premier Formula 1 race and a marquee event at the intersection of sports and culture, with a new extended contract through 2041, making it the longest agreement in the sport.

Following these successes, Ross has taken further steps to realize his ambitions of transforming South Florida into a leading global sports hub. He facilitated the sale of a 13% stake in the Dolphins, Hard Rock Stadium and the Formula 1® Crypto.com Miami Grand Prix to Ares Management funds and Brooklyn Nets owners Joe Tsai and Oliver Weisberg in December 2024, with the raise intended to fuel continued investment into his diverse South Florida-based sports and entertainment portfolio. Ross also played a central role in securing Miami-Dade as a host for the 2026 FIFA World Cup 2026, with the region's matches set to take place at Hard Rock Stadium. The event will showcase South Florida on a global scale and is expected to generate approximately \$1.5 billion in economic impact for the community.


Deeply committed to supporting and uniting the South Florida community, Ross routinely leverages the platforms of the Dolphins, Hard Rock Stadium, Formula 1® Crypto.com Miami Grand Prix and Miami Open tennis tournament to make a lasting positive impact in the region. Under his stewardship, the Dolphins have raised nearly \$90 million for local cancer research through the Dolphins Cancer Challenge, which is now the largest fundraiser in the NFL. In June 2020, Ross and the Miami Dolphins Foundation announced a year-long Food Relief Program with a \$3 million investment and an additional \$1 million from the Lennar Foundation. The initiative provided 1,000 meals each day from local minority-owned restaurants to churches, community groups and those in need during the pandemic. Through this program, the Dolphins' Community Restaurant Program was established, which continues to operate for numerous stadium and community events, along with the Formula 1® Crypto.com Miami Grand Prix, allowing local restaurants to showcase on a global stage. Furthermore, Ross has used his platform to harness the unifying power of sport to advance race relations across the country through the establishment of the nonprofit Ross Initiative in Sports for Equality (RISE). RISE was recognized in 2017 by ESPN's Humanitarian Awards with the Stuart Scott ENSPIRE Award, which celebrates people and organizations who have taken an innovative approach to help the disadvantaged through the power of sports. This also connects to Ross' vision of the Dolphins' FOOTBALL UNITES™ program to effectuate positive social change. Under his leadership, the Dolphins organization actively embraces the diversity and intersections that make up South Florida, working with groups to improve relationships and foster understanding. In February 2020, the Miami Dolphins were honored by the Fritz Pollard Alliance with the Paul J. Tagliabue Award for their leadership in advancing diversity. Ross was among Sports Business Journal's Leaders in Diversity and Inclusive Hiring honorees in March 2021.

In May 2013, Ross pledged to give more than half of his estate to philanthropic causes and charitable organizations, including South Florida-based institutions. The commitment was made through the Giving

Pledge, a long-term global initiative that aims to inspire deeper engagement in philanthropy and increase charitable giving globally. He is also the largest single donor to the University of Michigan supporting the Ross School of Business, critical athletic facilities, scholarships, career development programs and faculty recruitment.

Over the years, Ross has received numerous honors for his business, civic and philanthropic activities. In August 2019, Ross was inducted into the National Football Foundation Leadership Hall of Fame. The prestigious award recognizes the country's most influential individuals who have ascended to the highest levels of success and exhibited the critical leadership qualities that transcend ordinary enterprises. He also received the Jackie Robinson Foundation ROBIE Lifetime Achievement Award, which recognizes individuals who have dedicated their lives to promoting equal opportunity and inclusion.

Ross graduated from the University of Michigan with a Bachelor of Business Administration degree and from Wayne State University Law School with a Juris Doctor degree. He later received a Master of Laws in Taxation from New York University School of Law. In 2004, the University of Michigan renamed its business school the Stephen M. Ross School of Business at the University of Michigan and in 2011, the school awarded him an honorary Doctor of Laws degree at its commencement.



Chris Grier serves as the general manager of the Miami Dolphins and oversees personnel and all football operations for the club. The 2025 campaign marks his 26th season with the franchise, rising from area scout to national scout, director of college scouting and general manager during that time. He was named general manager in 2016 and given full control of football operations in 2019.

The Dolphins have improved under Grier's leadership, posting five winning seasons, including four consecutive from 2020-23, a feat the franchise had not accomplished in more than 20 years. The Dolphins also reached the postseason in back-to-back seasons in 2022 and 2023, a first for the franchise since 2000-01. In team building, Grier has utilized all avenues to acquire talented players – providing youth, star power and depth to the roster. He has selected 11 players in the first round, seven of whom remain on the 2025 roster. Grier has evaluated and drafted 13 players who have signed contracts valued among the top 10 at their positions, including four of the highest paid, either for Miami or elsewhere. In 2024, this included wide receiver Jaylen Waddle and quarterback Tua Tagovailoa, securing their production for years to come with long-term contract extensions.

Grier has also acquired several impact players via free agency. The 2024 Dolphins free agent class included players such as tight end Jonnu Smith, who had a record season for the team in 2024, and notable starters like center Aaron Brewer, linebacker Jordyn Brooks and decorated defensive tackle Calais Campbell. Grier has also identified and added talent through the waiver wire – such as defensive tackle Zach Sieler, who had consecutive historic seasons for the Dolphins in 2024-25 – and with numerous undrafted college free agents who have gone on to become perennial starters for the club.

Since he took over football operations, Grier has not shied away from trades, making 44 over the past seven years. This includes two trades ahead of the 2025 season to acquire three-time first-team All Pro safety Minkah Fitzpatrick, whom Grier first drafted to the Dolphins in 2018, from the Pittsburgh Steelers in a blockbuster deal, as well as tight end Darren Waller from the Giants. Other notable trades include sending tackle Laremy Tunsil to the Houston Texans for a bevy of picks in 2019, trading for then-six time Pro Bowl wide receiver Tyreek Hill and Pro Bowl linebacker Bradley Chubb in 2022, and acquiring three-time All Pro cornerback Jalen Ramsey in 2023.

In 2024, the Dolphins won six of their last nine games after opening the season with a 2-6 record and improved in nearly every metric over the second half of the year. Tagovailoa led the league with a 72.9 completion percentage, which set a single-season franchise record and was the third-best mark in NFL history. Smith set franchise records by a tight end in receptions (88), receiving yards (884) and receiving touchdowns (8). Running back De'Von Achane, whom Grier selected in the second round of the 2023 NFL Draft, set franchise records in receptions (78) and receiving touchdowns (6) by a running back.

Miami's defense also had success in 2024, finishing fourth in total defense (314.4), marking the second

consecutive year the Dolphins delivered a top-10 defensive finish. Sieler led the unit, recording 10-plus sacks (10.0) in back-to-back seasons, becoming the first Dolphin to do so since Cameron Wake (2016-17). Brooks recorded the most tackles (143) by a Dolphin since Pro Football Hall of Famer Zach Thomas. Linebacker Chop Robinson, Miami's first-round selection (21st overall) in 2024, recorded the fifth-most sacks (6.0) by a rookie in franchise history.

On special teams, kicker Jason Sanders had a career year in 2024, with 37 field goals made, including 27 consecutive to close the season, a franchise record. Sanders also made nine-consecutive field goals of more than 50 yards, included several game-winning or game tying kicks, and was the only kicker in the NFL to make at least one field goal in all 17 games.

In 2023, Grier put together a roster that included 10 different players with a combined 33 Pro Bowl appearances, and six of the NFL's Top 100, as voted by the players. The 2023 Dolphins won 11 games for the first time since 2008, led by a historic offensive unit, and advanced to the postseason for the second consecutive year. Miami led the NFL in total offense (401.3) for the first time since 1994 and ranked second in scoring offense (29.2). Miami also had a top 10 defense (10th, 318.3 yards allowed per game) for the first time since 2010.

Several players delivered career seasons for the Dolphins in 2023. Tagovailoa became the first Dolphin to lead the league in passing yards (4,624) since Dan Marino in 1992. Hill became the first Dolphin to ever lead the league in receiving yards (1,799), setting a new single-season franchise record. Running back Raheem Mostert, a free agent signing in 2022, also broke team records for rushing touchdowns (18) and total touchdowns (23). Waddle became the first player in team record books with three straight 1,000-yard receiving seasons. The 2023 campaign also marked the first time in team history the Dolphins had a 4,000-yard passer, 1,000-yard rusher and two 1,000-yard receivers in the same season.

Defensively, the Dolphins shattered the team sacks record of 49.0 (1983 and 2005) with 56.0 sacks. Sieler, whom Grier signed to a contract extension shortly before the 2023 season, became the first Dolphins defensive tackle to ever top double-digit sacks (10.0) in a season. In his first full season with the club, Chubb had 11.0 sacks, the most by a Dolphin since 2017 (Cameron Wake). It was the first time Miami had teammates with double-digit sacks in the same season since 2003.

As a result of team success, Miami had six players selected to the Pro Bowl in 2023, tied for second-most in the AFC and fourth-most in the NFL. Three of those selections were first-time Pro Bowl players in Tagovailoa, Mostert and fullback Alec Ingold, whom Miami also signed as a free agent in 2022 and was extended at the start of the 2023 season. Hill was a unanimous first-team All-Pro selection and named to his eighth straight Pro Bowl. Ramsey earned his seventh consecutive Pro Bowl selection despite missing the first seven games of the season due to injury. Miami's sixth Pro Bowl selection was tackle Terron Armstead, whom Grier signed as an unrestricted free agent in 2022.

The 2022 season saw the Dolphins secure a playoff berth for the first time since 2016 after finishing with a 9-8 record. With a talented roster and under new head coach Mike McDaniel, the Dolphins delivered a top 10 total offense for the first time since 1995, ranking sixth (364.5 yards per game). Miami was second in yards per play (6.1) and fourth in passing offense (265.4).

Tagovailoa became the youngest NFL quarterback since Dan Marino in 1984 to lead the league in passer rating (105.5). He also led the NFL in red zone passer rating (112.2), third-down passer rating (130.1) and yards per attempt (8.9).

In Hill's first season with the team, he shattered his career highs and the franchise's single-season records for receiving yards (1,710) and receptions (119), finishing second in the league in both. His 1,710 receiving yards were the most by any player in NFL history in his first season with a new team. He earned first-team All-Pro honors and was selected to his seventh consecutive Pro Bowl.

Waddle also put together one of the best seasons by a receiver in Dolphins history in 2022, catching 75 passes for 1,356 yards and eight touchdowns. His 18.1 yards per catch led the NFL while his 1,356 receiving yards were third in Dolphins history. Hill and Waddle combined for 3,066 receiving yards, which was the third-most by a pair of teammates in a season in NFL history.

Defensively, Miami finished fourth in the league in rush defense (103.0) in 2022. Defensive tackle Christian Wilkins, whom Grier drafted in the first round (13th overall) in the 2019 NFL Draft, recorded a career-high 98 tackles, the most in a season by an NFL defensive lineman since 1994. Linebacker Jaelan Phillips, a first-round pick (18th overall) of Grier's in 2021, led the team in sacks for the second straight season with 7.0. Cornerback Xavien Howard (2016, second round) earned his fourth Pro Bowl selection.

In 2021, the Dolphins won eight of their final nine games, including their final six at home. Grier helped construct a defensive unit that featured eight starters drafted by the Dolphins and all 11 starters under the age of 30. The group scored five defensive touchdowns, its most in a single season since 2001.

Miami's 2021 draft class earned key roles immediately. Waddle broke the NFL's nearly 20-year-old rookie receptions record with 104 catches and became the first rookie in Dolphins history to total 1,000 receiving yards. Phillips broke Miami's rookie sack record and finished second among all NFL rookies in the statistic with 8.5. Safety Jevon Holland was the only player in the AFC in 2021 to have multiple sacks, interceptions and fumble recoveries. Offensive lineman Liam Eichenberg was one of just 10 NFL rookie offensive linemen to start at least 16 games.

Howard earned his third Pro Bowl selection in 2021 and Wilkins totaled 89 tackles, which was tied for the most by any NFL defensive lineman since 2013 before he topped that figure in 2022.

In 2020, the Dolphins won 10 games for just the second time in the past decade despite having the second-youngest roster in the NFL. The five-game improvement from 2019 was tied for the best in the league that season and the Dolphins set a team record by starting 10 different rookies that year.

With several offseason additions, Grier helped build one of the NFL's best defenses in 2020. Miami led the league in third-down defense (28.8 pct.) and takeaways (29) and finished sixth in scoring (21.1 points allowed per game).

Two of Grier's draft picks – Howard and Sanders (2018, seventh round) – earned first-team All-Pro honors in 2020, marking the first time since 2006 (Zach Thomas and Jason Taylor) the Dolphins had two first-team All-Pro honorees in the same season.

In 2019, when Grier was given full control of football operations, the Dolphins steadily improved despite having the youngest roster in the NFL, winning five of their final nine games. Wilkins led all rookie defensive linemen with 56 tackles, the fifth-most by an NFL rookie defensive lineman since 2015.

From 2016-18, Grier oversaw the draft and both pro and college scouting departments. He was responsible for the acquisition of multiple All-Pro and Pro Bowl players including Howard, Sanders, Tunsil, Fitzpatrick and wide receiver/returner Jakeem Grant. Other notable selections included linebacker Jerome Baker – a third-round pick in 2018 who went on to become a team captain and record 500-plus tackles in his first five seasons in the league – and running back Kenyan Drake.

In his first draft as general manager in 2016, Grier selected Howard in the second round. In his first seven NFL seasons, Howard earned a first-team All-Pro nod (2020), was selected to the Pro Bowl four times (2018, 2020-22), led the NFL in interceptions in one season (2020), tied for the NFL lead in interceptions in another (2018) and totaled more interceptions than any other NFL player in that span.

Grier helped turn more than half the roster over in 2016, as the team entered training camp with more than 45 new players acquired during the offseason. The results were a four-game improvement from the previous season, the fifth-best mark in the NFL. The Dolphins finished 10-6 with a playoff berth, the team's best record and first playoff appearance since 2008.

From 2007-15, Grier served as the team's director of college scouting (2007-15). During that time, the Dolphins won the AFC East in 2008 and drafted seven players that combined for 14 Pro Bowl selections with the team. The list includes tackle Jake Long (2008-10), defensive tackle Paul Soliai (2011), punter Brandon Fields (2013), center Mike Pouncey (2013-15), safety Reshad Jones (2015, 2017), wide receiver Jarvis Landry (2015-17) and running back Jay Ajayi (2016).

Grier was also successful at finding value late in drafts. Jones, a fifth-round pick in 2010, was named the team's co-MVP following the 2015 season after he became the first player in team history to record at least 100 tackles, four interceptions and two sacks in a season. Ajayi was also a fifth-round pick (2015) and became the fourth player in NFL history to rush for 200 yards in three games during the same season. Ajayi's 1,272 rushing yards in 2016 were third-most in Dolphins history.

Prior to being the team's director of college scouting, Grier served as an area scout with the club from 2000-02, before being promoted to national scout/assistant director of college scouting in 2003. Miami won the AFC East during his first season with the team.

Grier began his career with the New England Patriots as an intern in 1994. He joined the club on a full-time basis the following year, serving as a regional scout until he joined the Dolphins in 2000. In 1996, Grier was part of a New England staff that won the AFC Championship. He helped scout many players for a Patriots roster that went on to win Super Bowls XXXVI, XXXVIII and XXXIX.

Grier has worked with several of football's most successful coaches and executives throughout his career, helping shape his football philosophy. His father, Bobby Grier, is the former vice president of player personnel for the Patriots and senior personnel advisor for the Houston Texans. Grier has also worked with and learned under Pro Football Hall of Fame coach Bill Parcells and legendary coaches Bill Belichick, Pete Carroll and Nick Saban.

Grier attended the University of Massachusetts-Amherst where he majored in journalism and played football for two years before injuries ended his career. He spent his final two years there as an undergraduate assistant.

Chris' brother, Michael, is currently the general manager of the NHL's San Jose Sharks. When Michael was appointed to the position in 2022, he became the first Black general manager in NHL history. Before his tenure in front offices, he played for the Edmonton Oilers, Washington Capitals, San Jose Sharks and Buffalo Sabres.

A native of Holliston, Mass., Grier and his wife, Paige, have two sons, Landon and Jackson.

CHRIS GRIER'S CAREER

1994-99	New England Patriots	Intern (1994) Regional Scout (1995-99) Area Scout (2000-02) National Scout/Assistant Director of College Scouting (2003-06) Director of College Scouting (2007-15) General Manager (2016-present)
2000-present	Miami Dolphins	



Mike McDaniel was named the 11th head coach of the Miami Dolphins on Feb. 7, 2022. The 2025 season marks McDaniel's 19th in the NFL, fourth with the Dolphins and fourth as a head coach.

The Dolphins have made significant strides collectively as a team and across all three units during his tenure as head coach. McDaniel led the team to the postseason in both 2022 and 2023, which marked Miami's first back-to-back playoff appearances in more than 20 years (2000-01). In doing so, McDaniel became just the third head coach in Dolphins history to make back-to-back playoff appearances in his first two seasons, joining Don Shula (1970-71) and Dave Wannstedt (2000-01). The Dolphins also produced a top-10 offense in 2022 (6th, 364.5 yards per game) and 2023 (1st, 401.3 yards per game), and a top-10 defense in 2023 (10th, 318.3 yards allowed per game) and 2024 (4th, 314.4 yards allowed per game).

In 2024, the Dolphins won six of their last nine games after opening the season with a 2-6 record and improved in nearly every metric over the second half of the year. The team was led by its fourth-ranked defense, which was the best mark by the franchise since 2010 and its first top five finish since 2006. The unit finished ninth in run defense (103.7) and was the only team to not allow a 100-yard rusher in 2024. In fact, Miami has not allowed a 100-yard rusher since Week 1 of the 2023 season. That 33-game streak is the longest active streak in the NFL and longest streak in franchise history since a 38-game streak (1970-73).

Defensive tackle Zach Sieler recorded 10-plus sacks (10.0) for the second consecutive season, becoming the first Dolphin to do so since Cameron Wake (2016-17). His 10.0 sacks in 2024 were the second-most among interior defensive linemen in the NFL and tied himself for the most by a defensive tackle in franchise history. His 20.0 sacks from 2023-24 are the most among interior defensive linemen in the NFL during that span. Defensive tackle Calais Campbell became the only player aged 38 or older to record 5-plus sacks (5.0) in franchise history. Linebacker Jordyn Brooks led the team in tackles (143), which were the most by a Dolphin since Pro Football Hall of Famer Zach Thomas (2006).

Offensively, Miami was one of four teams to have three players with 700-plus receiving yards, and the only team to have three players with 75-plus receptions. The offense set a franchise record in team receptions (413) and finished with the fourth-best average time of possession (31:43) in franchise history. Quarterback Tua Tagovailoa led the NFL in completion percentage (72.9) and red zone passer rating (120.2). His completion percentage was the best mark in franchise history and third best in NFL history. Tight end Jonnu Smith had the best season of his career in McDaniel's offense and broke team records by a tight end for receptions (88) and receiving yards (884), which stood since 2004 (Randy McMichael), and receiving touchdowns (eight). Running back De'Von Achane led NFL running backs in receptions and receiving yards, tallied the third-most scrimmage yards (1,499) by a running back in franchise history and became the first Dolphin to record at least 750 rushing yards and 500 receiving yards in a single season.

On special teams, kicker Jason Sanders had a career year in 2024, with 37 field goals made, including 27 consecutive to close the season, a franchise record. Sanders also made nine-consecutive field goals of more than 50 yards, included several game-winning or game tying kicks, and was the only kicker in the NFL to make at least one field goal in all 17 games.

In 2023, the Dolphins recorded their first 11-win season in 15 years and led the league in total offense (401.3) for the first time since 1994, with McDaniel serving as the offensive play-caller. The unit also led the league in passing offense (265.5), yards per carry (5.1) and quarterback hits allowed (59), while finishing second in scoring offense (29.2). Tagovailoa led the NFL in passing yards (4,624), something a Miami quarterback had not done since 1992 (Dan Marino). Running back Raheem Mostert (1,012) had his first 1,000-yard rushing season at 31 years old and broke team records for rushing touchdowns (18), which stood since 2002 (Ricky Williams), and total touchdowns (21), which stood since 1984 (Mark Clayton). Wide receiver Tyreek Hill (1,799) had the seventh-most receiving yards in NFL history and broke his own team record set a season prior. Wide receiver Jaylen Waddle (1,014) became the first player in team history to post three consecutive 1,000-yard receiving seasons. It was the first time in team history that Miami had a 4,000-yard passer, 1,000-yard rusher and two 1,000-yard receivers in the same season.

McDaniel helped six Dolphins reach the Pro Bowl – Hill, Tagovailoa, Mostert, fullback Alec Ingold, tackle Teron Armstead and cornerback Jalen Ramsey – something the team had not accomplished since 2002.

Tagovailoa became the first Dolphins quarterback to be selected to the Pro Bowl since Dan Marino in 1995. Ingold and Mostert also earned their first career Pro Bowl nods. In addition to his eighth straight Pro Bowl, Hill earned unanimous first-team All-Pro honors.

Miami's defense finished in the top 10 in total defense (10th, 318.3) for the first time since 2010 in McDaniels' second season. The Dolphins posted a team-record 56.0 sacks and defensive tackle Zach Sieler became the first defensive tackle in Dolphins history with double-digit sacks (10.0) in a season. Miami had a sack in all 17 regular-season games and had four interceptions returned for a touchdown, the second-most in single-season team history. The Dolphins had a takeaway in 12 consecutive games to finish the season, including the playoff game.

In his first season at the helm, McDaniels became the fifth coach in Dolphins history to lead his team to the playoffs and just the sixth to post a winning record (9-8) in his first year. Under his leadership, four players earned Pro Bowl selections – Armstead, Hill, linebacker Bradley Chubb and cornerback Xavier Howard. It marked the team's most Pro Bowl selections since 2016. McDaniels led the team to a playoff berth for the first time since 2016 despite starting three different quarterbacks throughout the season.

As the offensive play-caller, McDaniels helped the Dolphins offense finish in the top 10 for the first time since 1995. Miami averaged 364.5 yards per game, which ranked sixth in the league, and 6.14 yards per play, which was second. The Dolphins finished 11th in scoring offense (23.4 points per game), the team's best finish since 2014.

Several players had the best seasons of their career in their first year in McDaniels' offense. Tagovailoa led the NFL in passer rating (105.5), becoming the youngest NFL quarterback to do that since Dan Marino in 1984. He also led the league in red zone passer rating (112.2), third-down passer rating (130.1) and yards per attempt (8.9). Tagovailoa's 3,548 passing yards and 25 passing touchdowns were both career highs.

Hill broke an NFL record for most receiving yards in a player's first season with a new team with 1,710. That mark also broke Miami's single-season franchise record that stood for nearly 40 years (Mark Clayton, 1,389 yards in 1984). Hill's 119 receptions were also a Dolphins record and those two totals ranked second in the NFL in 2022. Hill earned his seventh consecutive Pro Bowl selection.

Another player who thrived in McDaniels' offense was Waddle. In his second NFL season, Waddle caught 75 passes for 1,356 yards and eight touchdowns, leading the league in yards per reception (18.1). His 1,356 receiving yards were third in single-season team history behind Hill and Clayton. Waddle nearly doubled his yards after catch under McDaniels, averaging 6.7 YAC per reception in 2022 compared to 3.5 in 2021.

Hill and Waddle combined for 3,066 receiving yards, which was the third-most by a pair of teammates in a season in NFL history and more than two entire teams had in 2022.

Defensively, Miami ranked fourth in run defense, limiting opponents to 103.0 rushing yards per game. Defensive tackle Christian Wilkins totaled a career-high 98 tackles, the most by an NFL defensive lineman in a season since 1994. Linebacker Elandon Roberts (104) and Sieler (70) also set career highs in tackles.

Prior to Miami, McDaniels spent five seasons (2017-21) with the San Francisco 49ers where he was the team's run game specialist in 2017 before being promoted to run game coordinator in 2018 and again to offensive coordinator in 2021.

In McDaniels' lone season as offensive coordinator, the 49ers finished seventh in the NFL in total offense (375.7 yards per game) and 13th in scoring offense (25.1 points per game) while advancing to the NFC Championship game. San Francisco's offense was balanced, ranking seventh in rushing (127.4) and 12th in passing (248.3). Wide receiver Deebo Samuel recorded 1,405 receiving yards, the most by a 49er since wide receiver Terrell Owens in 2001, and fifth-most in the NFL that season. The 49ers offense had four players earn Pro Bowl selections – Samuel, fullback Kyle Juszczyk, tight end George Kittle and tackle Trent Williams. Williams also earned All-Pro honors.

McDaniels served as San Francisco's run game coordinator from 2018-20. The 49ers ranked fifth in the NFL in rushing in that span, averaging 127.0 yards per game, despite having a different leading rusher in all three seasons.

In 2020, San Francisco had several injuries at the running back position and still finished in the top half of the league with 118.1 rushing yards per game. Juszczyk and Williams earned Pro Bowl selections and Williams was also named All-Pro.

McDaniels helped the 49ers have one of the league's most effective rushing attacks in 2019 as San Francisco went 13-3, winning the NFC and advancing to Super Bowl LIV. The 49ers had the NFL's second-ranked rushing offense, averaging 144.1 yards per game. Juszczyk was named to the Pro Bowl at the end of the season.

In 2018, the 49ers had four different backs rush for at least 200 yards. The 49ers finished 13th in the league in rushing (118.9). Juszczyk was named to the Pro Bowl at the end of the season.

As run game specialist in 2017, McDaniels helped the 49ers rush for 1,662 yards and 15 rushing touchdowns in a season where they were forced to use three different starting quarterbacks due to injury. Juszczyk and tackle Joe Staley earned Pro Bowl selections.

Prior to San Francisco, McDaniels spent two seasons (2015-16) as an offensive assistant with the Atlanta Falcons. During his tenure, the Falcons had the second-best total offense (394.9) and third-best scoring offense (27.5) in the NFL. Atlanta's passing attack ranked second (284.5).

In 2016, Atlanta led the NFL in scoring, averaging 33.8 points per game, en route to finishing 11-5 and winning the NFC to advance to Super Bowl LI. The Falcons had the second-best total offense (415.8), third-

best passing offense (295.3) and fifth-best rushing offense (120.5). Four different Falcons earned Pro Bowl selections – Ryan, Jones, running back Devonta Freeman and center Alex Mack. Ryan, Jones and Mack also earned All-Pro honors.

The 2015 Falcons offense ranked in the top 10 in passing (273.7) and total offense (374.1). Wide receiver Julio Jones, with whom McDaniel worked closely, led the NFL with 1,871 receiving yards, also a Falcons franchise record. Freeman, Jones and fullback Patrick DiMarco all earned Pro Bowl selections and All-Pro honors.

McDaniel spent the 2014 season as wide receivers coach for the Cleveland Browns. In his lone season there the receivers unit helped quarterback Brian Hoyer post the only 3,000-yard passing season of his career.

McDaniel's first job as an NFL position coach came in 2013 with Washington when he was promoted to wide receivers coach. Wide receiver Pierre Garçon had the best season of his 11-year NFL career, leading the NFL with 113 receptions.

McDaniel spent the 2011-12 seasons with Washington as an offensive assistant. On those staffs, McDaniel worked with current NFL head coaches Matt LaFleur (Green Bay), Sean McVay (L.A. Rams) and Kyle Shanahan (San Francisco).

In 2012, Washington led the league in rushing (169.3) and finished 10-6, winning the NFC East. The team was fourth in scoring offense (27.3) and fifth in total offense (383.2).

From 2009-10, McDaniel served as running backs coach for the Sacramento Mountain Lions of the United Football League, where he worked for former NFL head coach, Dennis Green.

McDaniel was an offensive assistant for the Houston Texans from 2006-08 where he worked under three different offensive coordinators in three seasons – Troy Calhoun (2006), Mike Sherman (2007) and Kyle Shanahan (2008).

His first NFL coaching position came as a coaching intern with the Denver Broncos in 2005.
A native of Greeley, Colorado, McDaniel played wide receiver at Yale, where he graduated with a degree in history. He and his wife, Katie, have one daughter, Ayla.

MIKE McDANIEL'S COACHING CAREER		
2005	Denver Broncos	Coaching Intern
2006-08	Houston Texans	Offensive Assistant
2009-10	Sacramento (UFL)	Running Backs
2011-13	Washington Commanders	Offensive Assistant (2011-12) Wide Receivers (2013)
2014	Cleveland Browns	Wide Receivers
2015-16	Atlanta Falcons	Offensive Assistant
2017-21	San Francisco 49ers	Run Game Specialist (2017) Run Game Coordinator (2018-20) Offensive Coordinator (2021)
2022-present	Miami Dolphins	Head Coach





2025 MIAMI DOLPHINS OFFENSIVE COACHES



FRANK SMITH

OFFENSIVE COORDINATOR

Born Feb. 21, 1981; Milwaukee, Wis. Offensive lineman Miami (Ohio) 1999-2003. No pro playing experience. College coach: Miami (Ohio) 2004-05, Butler 2006-09. Pro coach: New Orleans Saints 2010-14, Chicago Bears 2015-17, Oakland/Las Vegas Raiders 2018-20, Los Angeles Chargers 2021. Joined Dolphins in 2022.



BUTCH BARRY

OFFENSIVE LINE

Born March 20, 1978; Sturgeon Bay, Wisc. Offensive lineman Central Michigan 1996-2000. No pro playing experience. College coach: Central Michigan 2002-03, 2010-14, Southwest Minnesota State 2004-05, Michigan Tech 2006-08, North Greenville 2009, Miami (FL) 2019. Pro coach: Tampa Bay Buccaneers 2015-18, Green Bay Packers 2020, San Francisco 49ers 2021, Denver Broncos 2022. Joined Dolphins in 2023.



DARRELL BEVELL

QBs/PASS GAME COORDINATOR

Born Jan. 6, 1970; Yuma, Ariz. Quarterback Wisconsin 1992-95. No pro playing experience. College coach: Westmar 1996, Iowa State 1997, Connecticut 1998-99. Pro coach: Green Bay Packers 2000-05, Minnesota Vikings 2006-10, Seattle Seahawks 2011-17, Detroit Lions 2019-20 (interim head coach five games 2020), Jacksonville Jaguars 2021 (interim head coach four games, 2021). Joined Dolphins in 2022.



JON EMBREE

ASST. HEAD COACH/TIGHT ENDS

Born Oct. 15, 1965; Los Angeles, Calif. Tight end Colorado 1983-86. Pro tight end Los Angeles Rams 1987-89. College coach: Colorado 1991, 1993-2002 and 2011-12 (head coach), UCLA 2003-05. Pro coach: Kansas City Chiefs 2006-08, Washington Redskins 2010, Cleveland Browns 2013, Tampa Bay Buccaneers 2014-16, San Francisco 49ers 2017-21. Joined Dolphins in 2022.



ROB EVERETT

OFFENSIVE ASSISTANT


Born May 1, 1980; West Bloomfield, Mich. No college or pro playing experience. College coach: Bridgewater 2016-18, North Carolina 2022, Wisconsin 2023. Pro coach: Memphis Express (AAF) 2019. Joined Dolphins in 2024.



CHANDLER HENLEY

RUN GAME SPECIALIST


Born June 18, 1983; Littleton, Colo. Wide receiver Yale 2002-06. No pro playing experience. College coach: Vanderbilt 2014, Yale 2015-17. Pro coach: Tennessee Titans 2018-20, Atlanta Falcons 2021. Joined Dolphins in 2022.



LEMUEL JEANPIERRE

ASSISTANT OFFENSIVE LINE


Born May 19, 1987; Orlando, Fla. Offensive lineman South Carolina 2007-10. Pro offensive lineman Seattle Seahawks 2011-15. Pro coach: Seattle Seahawks 2017, Oakland Raiders 2018-19. Joined Dolphins in 2020.



JONATHAN KAUSE

OFFENSIVE ASSISTANT

Born Jan. 18, 1992; San Bernardino, Calif. Wide receiver Vanderbilt 2010-13. Pro wide receiver New England Patriots 2014, Philadelphia Eagles 2015, Tampa Bay Buccaneers 2016, San Diego Chargers 2016, Tennessee Titans 2016. College coach: Oregon 2018-20, UNLV 2021-22, San Diego State 2023. Pro coach: Joined Dolphins in 2024.



MAX MCCAFFREY

OFFENSIVE ASSISTANT


Born May 17, 1994; Castle Rock, Colo. Wide receiver Duke 2012-15. Pro wide receiver Jacksonville Jaguars 2017, San Francisco 49ers 2018. College coach: Northern Colorado 2020-22. Pro coach: Joined Dolphins in 2023.



ROBERT PRINCE

WIDE RECEIVERS


Born May 8, 1965; San Bernardino, Calif. Wide receiver San Bernardino Valley College 1983-84, Humboldt State 1985-86. College coach: Humboldt State 1989-90, Montana State 1991, Sacramento State 1992-93, Fort Lewis College 1994-95, Portland State 1998-00, Boise State 2001-03 and 2011-13, Colorado 2010. Pro coach: Atlanta Falcons 2004-06, Jacksonville Jaguars 2007-08, Seattle Seahawks 2009, Detroit Lions 2014-20, Houston Texans 2021, Dallas Cowboys 2022-24. Joined Dolphins in 2025.



ROMAN SAPOLU

OFFENSIVE ASSISTANT

Born March 12, 1992; Harbor City, Calif. Offensive lineman Oregon State 2011-14. No pro playing experience. College coach: Nebraska 2015-17, Idaho State 2018, Fresno State 2019-21, Hawai'i 2022-23. Pro coach: Joined Dolphins in 2024.



BOBBY SLOWIK

SR. PASS GAME COORDINATOR

Born June 9, 1987; Green Bay, Wisc. Wide receiver Michigan Tech 2006-08. Pro coach: Washington Commanders 2011-13, San Francisco 49ers 2017-22, Houston Texans 2023-24. Joined Dolphins in 2025.



ERIC STUDEVILLE

ASSOC. HEAD COACH/RBs

Born May 29, 1967; Madison, Wis. Defensive back Wisconsin-Whitewater 1985-88. No pro playing experience. College coach: Wingate 1994, Kent State 1995-96. Pro coach: Chicago Bears 1997-2000, New York Giants 2001-03, Buffalo Bills 2004-09, Denver Broncos 2010-17 (interim head coach four games 2010). Joined Dolphins in 2018.




2025 MIAMI DOLPHINS DEFENSIVE COACHES



ANTHONY WEAVER DEFENSIVE COORDINATOR

Born July 28, 1980; Killeen, Texas. Defensive end Notre Dame 1998-2001. Pro defensive end Baltimore Ravens 2002-05, Houston Texans 2006-08. College coach: Florida 2010, North Texas 2011. Pro coach: New York Jets 2012, Buffalo Bills 2013, Cleveland Browns 2014-15, Houston Texans 2016-20, Baltimore Ravens 2021-23. Joined Dolphins in 2024.




MATHEIU ARAUJO CORNERBACKS

Born April 22, 1993; Fall River, Mass. Defensive back Bridgewater State 2011-14. No pro playing experience. College coach: Springfield College 2016, Boston College 2017-18, Yale 2019-21. Pro coach: Joined Dolphins in 2022.



JOE BARRY LBs/RUN GAME COORDINATOR

Born July 5, 1970, Murphysboro, Ill. Linebacker Michigan 1989-90, Southern California 1991-93. No pro playing experience. College coach: Southern California 1995 and 2010-11, Northern Arizona 1996-98, Nevada-Las Vegas 1999. Pro coach: San Francisco 49ers 2000, Tampa Bay Buccaneers 2001-06 and 2009, Detroit Lions 2007-08, San Diego Chargers 2012-14, Washington Redskins 2015-16, Los Angeles Rams 2017-20, Green Bay Packers 2021-23. Joined Dolphins in 2024.



AUSTIN CLARK DEFENSIVE LINE

Born Aug. 3, 1990; Tampa, Fla. Defensive tackle California 2009-14. No pro playing experience. College coach: California 2014-15, Southern California 2016-17, Illinois 2018-19. Pro coach: Joined Dolphins in 2020.



KYNJEE' COTTON ASSISTANT DEFENSIVE LINE

Born Oct. 4, 1990; Birmingham, Ala. Defensive lineman Alabama State 2008-11. No pro playing experience. College coach: Alabama State 2012, Alabama 2013, Alabama-Birmingham 2014, Birmingham Southern 2015, North Carolina 2016-17, West Georgia 2018, Samford 2019-21, Kennesaw State 2022, LSU 2023. Pro coach: Joined Dolphins in 2024.



RYAN CROW OUTSIDE LINEBACKERS

Born Jan. 27, 1988; Kalamazoo, Mich. Linebacker Bowling Green State 2007-10. No pro playing experience. College coach: Florida 2010, Purdue 2011-13, Baldwin Wallace 2014-16, Ohio State 2017. Pro coach: Tennessee Titans 2018-23. Joined Dolphins in 2024.



BRIAN DUKER PASS GAME COORD./SECONDARY

Born July 15, 1989; Baltimore, Md. Attended Towson. No college or pro playing experience. College coach: Towson 2007-10, Bryant 2011-12, Missouri 2013-14. Pro coach: Cleveland Browns 2015, San Francisco 49ers 2016, Baltimore Ravens 2018-20, Detroit Lions 2021-23. Joined Dolphins in 2024.



MATT O'DONNELL ASSISTANT LINEBACKERS

Born April 15, 1990; Tipton, Iowa. Linebacker Brown 2008-11. No pro playing experience. College coach: Iowa 2012-13, Southern Mississippi 2014-15, Duke 2016-17, 21, Brown 2022-23. Pro coach: Houston Texans: 2018-20. Joined Dolphins in 2024.



SEAN RYAN SENIOR DEFENSIVE ASSISTANT

Born May 1, 1972, Hudson Falls, N.Y. Defensive back/linebacker Hamilton College 1991-94. No pro playing experience. College coach: Siena 1997, Albany 1998-99, Colgate 2000, Boston College 2001-02, Columbia 2003-05, Harvard 2006, South Carolina 2023. Pro coach: New York Giants 2007-15, Houston Texans 2016-18, Detroit Lions 2019-20, Carolina Panthers 2021-22. Joined Dolphins in 2024.



DESHAWN SHEAD ASSISTANT DEFENSIVE BACKS

Born June 28, 1989; Palmdale, Calif. Defensive back Portland State 2008-11. Pro defensive back Seattle 2012-17, Detroit Lions 2018, New Orleans 2019. No college coaching experience. Pro coach: Seattle Seahawks 2021-23. Joined Dolphins in 2024.



RYAN SLOWIK DBs/PASS GAME SPECIALIST

Born Dec. 27, 1980; Chicago, Ill. Safety Wisconsin Oshkosh 2002-03. No pro playing experience. College coach: Wisconsin-Oshkosh 2004, Tennessee 2017. Pro coach: Denver Broncos 2005-08, Arizona Cardinals 2009-2014, New York Jets 2015, Cleveland Browns 2016. Joined Dolphins in 2022.



2025 MIAMI DOLPHINS SPECIAL TEAMS COACHES



CRAIG AUKERMAN

SPECIAL TEAMS COORDINATOR

Born November 22, 1976; McComb, Ohio. Wide receiver Findlay 1995-98. College coach: Findlay 2000, Miami (Ohio) 2001-02 and 2005-08, Western Kentucky 2003-04, Kent State 2009. Pro coach: Denver Broncos 2010, Jacksonville Jaguars 2011-12, San Diego Chargers 2013-16, Tennessee Titans 2017-23, Los Angeles Rams 2024. Joined Dolphins in 2025.



RONNIE BRADFORD

SENIOR SPECIAL TEAMS ASSISTANT

Born Oct. 1, 1970; Minot, N.D. Cornerback Colorado 1989-92. Pro defensive back Denver Broncos 1993-95, Arizona Cardinals 1996, Atlanta Falcons 1997-2001, Minnesota Vikings 2002. College coach: California 2010, Memphis 2011, Louisiana Tech 2013-15, Southern California 2016-18, Montana 2021-23. Pro coach: Denver Broncos 2003-08, Kansas City Chiefs 2009. Joined Dolphins in 2024.



DAVE PULOKA

DIR. OF PLAYER PERFORMANCE

Born January 12, 1979; Arlington, Mass. Linebacker Holy Cross 1997-2000. No pro playing experience. College coach: Stevens Institute of Technology 2005, Virginia 2006. Pro coach: Atlanta Falcons 2007. Joined Dolphins in 2008.




BRENT CALLAWAY

STRENGTH & CONDITIONING

Born August 16, 1979; Wichita, Texas. No college or pro playing experience. Pro coach: Joined Dolphins in 2025.





28

DE'VON
ACHANE

RUNNING BACK // 5-9 // 191 // TEXAS A&M '23

ACQUIRED: D3, '23

HOMETOWN: MISSOURI CITY, TEXAS // BORN: 10/13/01

NFL: THIRD SEASON // DOLPHINS: THIRD SEASON

NFL CAREER

TRANSACTIONS:

- 3rd-round pick (84th overall) by Miami in the 2023 NFL Draft.

CAREER HONORS:

- Pepsi Zero Sugar NFL Rookie of the Week (vs. N.Y. Giants, 10/8/23).
- AFC Offensive Player of the Week (vs. Denver, 9/24/23).
- Pepsi Zero Sugar NFL Rookie of the Week (vs. Denver, 9/24/23).

CAREER HIGHLIGHTS:

- Played in 29 career games with 21 starts.
- 313 carries for 1,762 yards (5.6 avg.) and 14 TDs.
- 108 receptions for 809 yards (7.5 avg.) and 10 TDs.
- 2 miscellaneous tackles.
- Played in 1 postseason game.
- His 5.6 yards per carry average is the best in team history (minimum 300 attempts):

HIGHEST RUSHING AVERAGE IN DOLPHINS HISTORY <small>(min. 300 att.)</small>				
PLAYER	YEARS	ATT.	YDS	AVG.
1. DE'VON ACHANE	2023-25	313	1,762	5.6
2. Mercury Morris	1969-75	754	3,877	5.1
3. Tony Nathan	1979-87	732	3,543	4.8
4. Reggie Bush	2011-12	433	2,072	4.7
5. Kenyan Drake	2016-19	333	1,532	4.6

- His 1,499 scrimmage yards in 2024 were the 3rd-most by a running back in franchise history:

MOST SCRIMMAGE YARDS BY A RUNNING BACK IN SINGLE-SEASON DOLPHINS HISTORY				
PLAYER	YEAR	RUSH	REC	TOT
1. Ricky Williams	2002	1,853	363	2,216
2. Ricky Williams	2003	1,372	351	1,723
3. DE'VON ACHANE	2024	907	592	1,499
4. Delvin Williams	1978	1,258	182	1,440
5. Jay Ajayi	2016	141	1,272	1,413

- His 78 receptions and 6 receiving TDs in 2024 set the single-season record for the most by a running back in franchise history:

MOST RECEPTIONS BY A RUNNING BACK IN SINGLE-SEASON DOLPHINS HISTORY

PLAYER	YEAR	REC.	YDS	TDs
1. DE'VON ACHANE	2024	78	592	6
2. Terry Kirby	1993	75	874	3
3. Tony Nathan	1985	72	651	1
4. Terry Kirby	1995	66	618	3
5. Keith Byars	1993	61	613	3

- His 7.8 yards per carry average in 2023 was the best in NFL history by a running back with at least 100 carries in a season:

BEST RUSHING AVERAGE BY A RUNNING BACK IN SINGLE-SEASON NFL HISTORY <small>(min. 100 att.)</small>					
PLAYER	TEAM	YEAR	ATT.	YDS	AVG.
1. DE'VON ACHANE	MIA.	2023	103	800	7.8
2. Mercury Morris	Mia.	1973	149	954	6.4
3. Jamaal Charles	KC	2010	230	1,467	6.4
4. Rashaad Penny	Sea.	2021	119	749	6.3
5. Barry Sanders	Det.	1997	335	2,053	6.1

- His 4 games of 100+ rushing yards in 2023 were tied for the most by a rookie in team history:

MOST 100-YARD RUSHING GAMES BY A DOLPHINS ROOKIE			
PLAYER	YEAR	100-YD GAMES	
1. DE'VON ACHANE	2023	4	
Karim Abdul-Jabbar	1996	4	
3. Troy Stradford	1987	3	
Benny Malone	1974	3	
5. Several tied		2	

- His 800 rushing yards in 2023 were the 3rd-most by a rookie in franchise history:

MOST RUSHING YARDS BY A ROOKIE IN DOLPHINS HISTORY		
PLAYER	YEAR	RUSHING YARDS
1. Karim Abdul-Jabbar	1996	1,116
2. Ronnie Brown	2005	907
3. DE'VON ACHANE	2023	800
4. Andra Franklin	1981	711
5. Sammie Smith	1989	659

- His 11 total touchdowns in 2023 were tied for 2nd-most by a rookie in franchise history:

MOST TOUCHDOWNS BY A ROOKIE IN DOLPHINS HISTORY		
PLAYER	YEAR	TOT. TDs
1. Ron Davenport	1985	(11 rush, 2 rec.) 13
2. DE'VON ACHANE	2023	(8 RUSH, 3 REC.) 11
Karim Abdul-Jabbar	1996	(11 rush) 11
4. Andra Franklin	1981	(7 rush, 1 rec.) 8
5. Several tied		7

- His 203 rushing yards on Sept. 24, 2023 vs. Denver were the most by an NFL player in the first or second game of his career since the merger:

MOST RUSHING YARDS IN A PLAYER'S FIRST OR SECOND NFL GAME (SINCE 1970)				
PLAYER	TEAM	DATE	OPP.	YDS
1. DE'VON ACHANE	MIA.	9/24/23	VS. DEN.	203
2. Ottis Anderson	StL	9/2/79	vs. Dal.	193
3. William Andrews	Atl.	9/2/79	at NO	167
4. Darren McFadden	Oak.	9/14/08	at KC	164
5. George Rogers	NO	9/13/81	vs. LAR	162

- His 4 total TDs on Sept. 24, 2023 vs. Denver are tied for the most in franchise history:

MOST TOUCHDOWNS IN A GAME IN DOLPHINS HISTORY				
PLAYER	DATE	OPP.	TDs	
1. DE'VON ACHANE	9/24/23	VS. DEN.	4	
Raheem Mostert	9/24/23	vs. Den.	4	
Ronnie Brown	9/21/08	at NE	4	
Mark Ingram	11/27/94	at NYJ	4	
Paul Warfield	12/15/73	vs. Det.	4	

- His 203 rushing yards on Sept. 24, 2023 vs. Denver made him the 5th different Dolphin to rush for 200+ yards in a game and are tied for 7th most in franchise history:

200-YARD RUSHING GAMES IN DOLPHINS HISTORY				
PLAYER	DATE	OPP.	YDS	
1. Ricky Williams	12/1/02	at Buf.	228	
2. Ricky Williams	12/9/02	vs. Chi.	216	
3. Jay Ajayi	10/23/16	vs. Buf.	214	
4. Lamar Smith	12/30/00*	vs. Ind.	209	
5. Jay Ajayi	12/24/16	at Buf.	206	
6. Jay Ajayi	10/16/16	vs. Pit.	204	
7. DE'VON ACHANE	9/24/23	VS. DEN.	203	
Reggie Bush	12/18/11	at Buf.	203	

* Playoff Game

2025 (MIAMI):

- Started 1 game.
- 7 carries for 55 yards (7.9 avg.).
- 3 receptions for 20 yards (6.7 avg.) and 1 TD.
- 1 miscellaneous tackle.

AT INDIANAPOLIS (9/7): 7 carries for 55 yards (7.9 avg.); 3 receptions for 20 yards (6.7 avg.) and 1 TD.

- Caught an 11-yard TD pass from QB Tua Tagovailoa for Miami's 1st TD of the season.

2024 (MIAMI):

- Played in all 17 games with 16 starts.
- 203 carries for 907 yards (4.5 avg.) and 6 TDs.
- 78 receptions for 592 yards (7.6 avg.) and 6 TDs.
- 1 miscellaneous tackle.

VS. JACKSONVILLE (9/8): 10 carries for 24 yards (2.4 avg.) and 1 TD; 7 receptions for 76 yards (10.9 avg.).

- Scored on a 1-yard run with 1:09 remaining in the 2nd quarter.

VS. BUFFALO (9/12): 22 carries for 96 yards (4.4 avg.); 7 receptions for 69 yards (9.9 avg.) and 1 TD.

- Caught a 5-yard TD pass from QB Tua Tagovailoa with 3:21 remaining in the 1st quarter.

VS. ARIZONA (10/27): 10 carries for 97 yards (9.7 avg.); 6 receptions for 50 yards (8.3 avg.) and 1 TD.

- Caught a 12-yard TD pass from QB Tua Tagovailoa with 8:31 remaining in the 3rd quarter.
- AT BUFFALO (11/3):** 12 carries for 63 yards (5.3 avg.) and 1 TD; 8 receptions for 58 yards (7.3 avg.) and 1 TD.

- Caught a 14-yard TD pass from QB Tua Tagovailoa to give Miami a 10-3 lead with 3:20 remaining in the 2nd quarter.

- Scored on an 8-yard run with 12:14 remaining in the 4th quarter.

VS. LAS VEGAS (11/17): 17 carries for 73 yards (4.3 avg.) and 1 TD; 4 receptions for 32 yards (8.0 avg.).

- Scored on a 2-yard run to extend Miami's lead to 24-12 with 10:37 remaining in the 2nd quarter.

VS. NEW ENGLAND (11/24): 10 carries for 32 yards (3.2 avg.); 3 receptions for 24 yards (8.0 avg.) and 2 TDs.

- Caught a 9-yard TD pass from QB Tua Tagovailoa to give Miami a 14-0 lead with 7:55 remaining in the 2nd quarter.

- Caught an 11-yard TD pass with QB Tua Tagovailoa to extend Miami's lead to 21-0 with less than 2 minutes remaining in the 2nd quarter.

AT GREEN BAY (11/28): 7 carries for 14 yards (2.0 avg.); 8 receptions for 56 yards (7.0 avg.) and 1 TD.

- Caught a 14-yard TD pass from QB Tua Tagovailoa with 2:43 remaining in the 3rd quarter.

VS. N.Y. JETS (12/8): 14 carries for 24 yards (1.7 avg.) and 1 TD; 6 receptions for 45 yards (7.5 avg.).

- Scored on a 2-yard run with 10:24 remaining in the 1st quarter.

VS. SAN FRANCISCO (12/22): 17 carries for 120 yards (7.1 avg.) and 1 TD; 6 receptions for 70 yards (11.7 avg.).

- Scored on a 50-yard TD run with 1:44 remaining in the game to cement Miami's victory.
- Became the first running back in Dolphins history to record 76 receptions in a single season.

AT N.Y. JETS (1/5): 11 carries for 121 yards (11.0 avg.) and 1 TD.

- Scored on a 15-yard TD run with 14:12 remaining in the 4th quarter.

2023 (MIAMI):

- Played in 11 games with 4 starts.
- Inactive for 2 games.
- Missed 4 games after being placed on injured reserve on Oct. 11 and activated on Nov. 18.
- 103 carries for 800 yards (7.8 avg.) and 8 TDs.
- 27 receptions for 197 yards (7.3 avg.) and 3 TDs.

VS. DENVER (9/24): 18 carries for 203 yards (11.3 avg.) and 2 TDs; 4 receptions for 30 yards (7.5 avg.) and 2 TDs.

- His 203 rushing yards and 4 total TDs both were the most in a game by a rookie in franchise history.

- Tied the franchise record for most total TDs (4) and points scored (24) in a game.

- Scored on an 8-yard run to give Miami a 14-0 lead in the 1st quarter for his 1st career TD.

- Caught a 4-yard TD pass from QB Tua Tagovailoa with 10:16 left in the 2nd quarter.

- Caught a 10-yard TD pass from QB Tua

Tagovailoa on the 1st play of the 4th quarter.

- Scored on a 68-yard run to extend Miami's lead to 70-20 in the 4th quarter.

AT BUFFALO (10/1): 8 carries for 101 yards (12.6 avg.) and 2 TDs; 3 receptions for 19 yards (6.3 avg.).

- Became the 4th player in NFL history to score 6 touchdowns in his 1st 3 NFL games, joining RB Kareem Hunt (2017), RB Billy Sims (1980) and RB Dutch Sternaman (1920).
- Became the 4th NFL rookie since 1970 to total at least 6 touchdowns in a 2-game span, joining RB Doug Martin (2012), RB Mike Anderson (twice, 2000) and WR Randy Moss (1998).
- Became the first Dolphins player to rush for 100+ yards in back-to-back games since RB Kenyan Drake in 2017.
- Became the 21st NFL player since the merger to have at least 2 100-yard rushing performances in his first 3 career games and was the first NFL player to do this since RB Kareem Hunt in 2017.

VS. N.Y. GIANTS (10/8): 11 carries for 151 yards (13.7 avg.) and 1 TD; 1 reception for 14 yards (14.0 avg.).

- Scored on a 76-yard TD run with 10:02 left in the 2nd quarter.
- His 76-yard TD run is tied for the 5th longest in Dolphins history.
- Became the 5th different Dolphins player to have 3 straight 100-yard rushing games, joining RB Ricky Williams (4 different times), RB Ronnie Brown, RB Reggie Bush and RB Jay Ajayi.
- Is the 3rd NFL rookie in the past 35 years to have 3 consecutive games of 100+ rushing yards and a rushing touchdown, joining RB Mike Anderson (Denver, 2000) and RB Barry Sanders (Detroit, 1989).

AT BALTIMORE (12/31): 14 carries for 107 yards (7.6 avg.); 4 receptions for 30 yards (7.5 avg.) and 1 TD.

- Caught a 1-yard TD pass from QB Tua Tagovailoa in the 4th quarter.
- It was his 4th 100-yard rushing game of the season, tying the team rookie record.

POSTSEASON:

AFC WILD CARD AT KANSAS CITY (1/13): 6 carries for 9 yards (1.5 avg.); 3 receptions for 21 yards (7.0 avg.).

HONORS:

- Pepsi Zero Sugar NFL Rookie of the Week (vs. N.Y. Giants, 10/8).
- AFC Offensive Player of the Week (vs. Denver, 9/24).
- Pepsi Zero Sugar NFL Rookie of the Week (vs. Denver, 9/24).

BEFORE THE NFL

COLLEGE (TEXAS A&M):

- 3-year letterman (2020-22) and 1-year starter.
- Also participated in track and field and became the first male Aggie since 2014 to earn All-American honors in the 100m and 200m. Also earned 1st-team All-American honors as a member of the 4x100m team.

CAREER: Played in 30 games with 11 starts; 369 carries for 2,376 yards (6.4 avg.) and 21 TDs; 65 receptions for 554 yards (8.5 avg.) and 5 TDs; 20 kickoff returns for 613 yards (30.6 avg.) and 2 TDs.

JUNIOR (2022): Started 10 games; 196 carries for 1,102 yards (5.6 avg.) and 8 TDs; 36 receptions for 196 yards (5.4 avg.) and 3 TDs; 11 kickoff returns for 312 yards (28.4 avg.) and 1 TD.

- 1st-team All-SEC at running back and all-purpose player.
- His 161.0 all-purpose yards per game led the SEC and ranked 4th nationally.

SOPHOMORE (2021): Played in all 12 games with 1 start; 130 carries for 910 yards (7.0 avg.) and 9 TDs; 24 receptions for 261 yards (10.9 avg.) and 1 TD; 9 kickoff returns for 301 yards (33.4 avg.) and 1 TD.

- His 7.0 yards per carry led the SEC and ranked 11th nationally.
- His 11 total TDs led the team.

TRUE FRESHMAN (2020): Played in 8 games; 43 carries for 364 yards (8.5 avg.) and 4 TDs; 5 receptions for 97 yards (19.4 avg.) and 1 TD.

HIGH SCHOOL (FORT BEND MARSHALL HS – MISSOURI CITY, TEXAS)

- Finished his career with 185 carries for 2,097 yards (11.3 avg.) and 38 TDs along with 32 receptions for 694 yards (21.7 avg.) and 10 TDs.
- Also participated in track and field and was the 2020 Gatorade Texas Boys Track & Field Athlete of the Year.

SENIOR (2019):

- Touchdown Club of Houston Offensive Player of the Year.

OFF THE FIELD

PERSONAL:

- **PRONUNCIATION:** Name is pronounced duh-VON A-achan.
- **MAJOR:** General studies.

DE'VON ACHANE'S NFL REGULAR SEASON STATS

YEAR	TEAM			RUSHING					RECEIVING				
		GP	GS	ATT	YDS	AVG	LG	TD	REC	YDS	AVG	LG	TD
2023	MIAMI	11	4	103	800	7.8	76t	8	27	197	7.3	23	3
2024	MIAMI	17	16	203	907	4.5	61	6	78	592	7.6	39	6
2025	MIAMI	1	1	7	55	7.9	26	0	3	20	6.7	11t	1
NFL TOTALS		29	21	313	1762	5.6	76t	14	108	809	7.5	39	10

DE'VON ACHANE'S NFL PLAYOFF STATS													
YEAR	TEAM	GP	GS	RUSHING					RECEIVING				
				ATT	YDS	AVG	LG	TD	REC	YDS	AVG	LG	TD
2023	MIAMI	1	0	6	9	1.5	3	0	3	21	7	11	0
PLAYOFF TOTALS		1	0	6	9	1.5	3	0	3	21	7	11	0

DE'VON ACHANE'S NFL REGULAR SEASON RETURNING STATS												
YEAR	TEAM	KICKOFF RETURN					PUNT RETURN					TD
		KR	YDS	AVG	LG	TD	PR	FC	YDS	AVG	LG	
2024	MIAMI	1	32	32.0	32	0	0	0	0	0.0	-	0
NFL TOTALS		1	32	32.0	32	0	0	0	0	0.0	-	0

ADDITIONAL STATS

Miscellaneous Tackles: 1 in 2024, 1 in 2025 for a total of 2.

SINGLE-GAME CAREER HIGHS

Rushes:

22

vs. Buffalo, 9/12/24

Rushing Yards:

203

vs. Denver, 9/24/23

Longest Rush:

76t

vs. N.Y. Giants, 10/8/23

Rushing TDs:

2

3 times, last: at Washington, 12/3/23

Receptions:

8

at Buffalo, 11/3/24

Receiving Yards:

76

vs. Jacksonville, 9/8/24

Longest Reception:

39

vs. Jacksonville, 9/8/24

Receiving TDs:

2

Twice, last: vs. New England, 11/24/24

DATE	OPPONENT	ATT	YDS	AVG	LG	TD
09/24/23	DENVER	18	203	11.3	67t	2
10/01/23	at Buffalo	8	101	12.6	55	2
10/08/23	N.Y. GIANTS	11	151	13.7	76t	1
12/31/23	at Baltimore	14	107	7.6	45	0
12/22/24	SAN FRANCISCO	17	120	7.1	50t	1
01/05/25	at N.Y. Jets	11	121	11.0	61	1

2023 GAME-BY-GAME STATS (MIAMI)							
DATE	OPPONENT	P/S	ATT	YDS	AVG	LG	TD
09/10	at L.A. Chargers		INACTIVE				
09/17	at New England	1/0	1	5	5.0	5	0
09/24	DENVER	1/0	18	203	11.3	67t	2
10/01	at Buffalo	1/0	8	101	12.6	55	2
10/08	N.Y. GIANTS	1/1	11	151	13.7	76t	1
10/15	CAROLINA		INJURED RESERVE				
10/22	at Philadelphia		INJURED RESERVE				
10/29	NEW ENGLAND		INJURED RESERVE				
11/05	at Kansas City		INJURED RESERVE				
11/19	LAS VEGAS	1/1	1	1	1.0	1	0
11/24	at N.Y. Jets		INACTIVE				
12/03	at Washington	1/0	17	73	4.3	15	2
12/11	TENNESSEE	1/0	7	47	6.7	15	0
12/17	N.Y. JETS	1/0	9	32	3.6	10	0
12/24	DALLAS	1/0	7	24	3.4	9	0
12/31	at Baltimore	1/1	14	107	7.6	45	0
01/07	BUFFALO	1/1	10	56	5.6	25t	1
2023 TOTALS		11/4	103	800	7.8	76t	8

DATE	OPPONENT	P/S	ATT	YDS	AVG	LG	TD
01/13	at Kansas City*	1/0	6	9	1.5	3	0

* AFC Wild Card game

2024 GAME-BY-GAME STATS (MIAMI)												
DATE	OPPONENT	P/S	ATT	YDS	AVG	LG	TD					
09/08	JACKSONVILLE	1/0	10	24	2.4	9	1					
09/12	BUFFALO	1/1	22	96	4.4	17	0					
09/22	at Seattle	1/1	11	30	2.7	13	0					
09/30	TENNESSEE	1/1	10	15	1.5	5	0					
10/06	at New England	1/1	3	18	6.0	12	0					
10/20	at Indianapolis	1/1	15	77	5.1	15	0					
10/27	ARIZONA	1/1	10	97	9.7	47	0					
11/03	at Buffalo	1/1	12	63	5.3	12	1					
11/11	at L.A. Rams	1/1	12	37	3.1	15	0					
11/17	LAS VEGAS	1/1	17	73	4.3	30	1					
11/24	NEW ENGLAND	1/1	10	32	3.2	9	0					
11/28	at Green Bay	1/1	7	14	2.0	13	0					
12/08	N.Y. JETS	1/1	14	24	1.7	7	1					
12/15	at Houston	1/1	12	41	3.7	7	0					
12/22	SAN FRANCISCO	1/1	17	120	7.1	50t	1					
12/29	at Cleveland	1/1	10	25	2.5	9	0					
01/05	at N.Y. Jets	1/1	11	121	11.0	61	1					
2024 TOTALS		17/16	203	907	4.5	61	6					

2025 GAME-BY-GAME STATS (MIAMI)							
DATE	OPPONENT	P/S	ATT	YDS	AVG	LG	TD
09/07	at Indianapolis	1/1	7	55	7.9	26	0
09/14	NEW ENGLAND						
09/18	at Buffalo						
09/29	N.Y. JETS						
10/05	at Carolina						
10/12	L.A. CHARGERS						
10/19	at Cleveland						
10/26	at Atlanta						
10/30	BALTIMORE						
11/09	BUFFALO						
11/16	WASHINGTON						
11/30	NEW ORLEANS						
12/07	at N.Y. Jets						
12/15	at Pittsburgh						
12/21	CINCINNATI						
12/28	TAMPA BAY						
TBD	at New England						
2025 TOTALS		1/1	7	55	7.9	26	0



16

JAKE BAILEY

PUNTER // 6-2 // 212 // STANFORD '19
ACQUIRED: FA, '23
HOMETOWN: SOLANA BEACH, CALIF. // BORN: 6/18/97
NFL: SEVENTH SEASON // DOLPHINS: THIRD SEASON



PRO BOWL 2020

NFL CAREER

TRANSACTIONS:

- Signed by Miami on March 17, 2023.
- Released by New England on March 10, 2023.
- 5th-round pick (163rd overall) by New England in the 2019 NFL Draft.

CAREER HONORS:

- 2020 1st-team All-Pro.
- 2020 Pro Bowl selection.
- 2020 PFWA All-AFC.
- AFC Special Teams Player of the Week (at Philadelphia, 11/17/19).
- AFC Special Teams Player of the Week (vs. N.Y. Jets, 9/22/19).

CAREER HIGHLIGHTS:

- Played in 93 career games.
- 332 punts for 15,294 yards (46.1 avg.) and a 41.3 net average.
- 6 special teams tackles (5 solo).
- Played in 3 postseason games – 2 with New England and 1 with Miami.
- His 40.7 net punt average in 2023 was the 5th-best in franchise history:

DOLPHINS SINGLE-SEASON NET PUNT AVERAGE LEADERS

(min. 40 punts)

PLAYER	YEAR	AVG
1. Brandon Fields	2013	42.4
2. Brandon Fields	2012	41.2
3. Brandon Fields	2011	41.12
4. Matt Haack	2019	41.10
5. JAKE BAILEY	2023	40.7

- Led the NFL in net punt avg. in 2020:

2020 NFL NET PUNT AVERAGE LEADERS

(min. 40 punts)

PLAYER	TEAM	AVG
1. JAKE BAILEY	NEW ENGLAND	45.6
2. Jack Fox	Detroit	44.8
3. Michael Dickson	Seattle	44.4
4. Tress Way	Washington	44.3
5. Corey Bojorquez	Buffalo	44.0

- Holds 2 of the Patriots' top 5 single-season net punt averages, including the team record set in 2020:

PATRIOTS SINGLE-SEASON NET PUNT AVG. LEADERS

(min. 40 punts)

PLAYER	YEAR	AVG
1. JAKE BAILEY	2020	45.6
2. Bryce Baringer	2024	41.7
3. Zoltan Mesko	2011	41.5
4. Ryan Allen	2016	41.4
5. JAKE BAILEY	2019	41.3

- His 45.6 net punt average in 2020 was the 4th-best in NFL history:

NFL SINGLE-SEASON NET PUNT AVERAGE LEADERS

(min. 40 punts)

PLAYER	TEAM	YEAR	AVG
1. Jack Fox	Detroit	2024	46.2
2. Johnny Hekker	L.A. Rams	2016	46.0
3. Tommy Townsend	Kansas City	2022	45.6
4. JAKE BAILEY	NEW ENGLAND	2020	45.6
5. AJ Cole	Las Vegas	2023	45.1

- His 71 punt return yards allowed in 2020 were the fewest in Patriots history and the 7th-fewest in NFL history.

2025 (MIAMI):

- Played in 1 game.
- 1 punt for 42 yards (42.0 avg.) and a 42.0 net average.

2024 (MIAMI):

- Played in all 17 games.
- 56 punts for 2,639 yards (47.1 avg.) and a 40.5 net average.
- 1 solo special teams tackle.

VS. JACKSONVILLE (9/8): 4 punts for 198 yards (49.5 avg.) and a 48.8 net average.

- Pinned 3-of-4 punts inside the 20.

AT INDIANAPOLIS (10/20): 6 punts for 286 yards (47.7 avg.) and a 45.5 net average.

- Pinned 3-of-6 punts inside the 20.

VS. NEW ENGLAND (11/24): 5 punts for 240 yards (48.0 avg.) and a 40.4 net average.

- Pinned 2-of-5 punts inside the 20.

AT HOUSTON (12/15): 3 punts for 181 yards (60.3 avg.) and a 45.3 net average.

- His 60.3 punt average tied for the best mark in Dolphins history (minimum 3 punts).

2023 (MIAMI):

- Played in all 17 games.

- 53 punts for 2,424 yards (45.7 avg.) and a 40.7 net average.
- VS. DENVER (9/24):** 1 punt for 48 yards (48.0 avg.) and a 48.0 net average.
- Held for K. Jason Sanders as he set an NFL record for most PATs in a game with 10.
- VS. NEW ENGLAND (10/29):** 3 punts for 146 yards (48.7 avg.) and a 42.0 net average.
- Pinned 2-of-3 punts inside the 20.
- AT KANSAS CITY IN FRANKFURT (11/5):** 7 punts for 316 yards (45.1 avg.) and a 43.1 net average.
- Pinned 4-of-7 punts inside the 20.
- POSTSEASON:**
- AFC WILD CARD AT KANSAS CITY (1/13):** 4 punts for 163 yards (40.8 avg.) and a 40.5 net average.

2022 (NEW ENGLAND):

- Played in 9 games.
 - Missed the rest of the season after being placed on injured reserve on Nov. 19.
 - 37 punts for 1,557 yards (42.1 avg.) and a 35.3 net average.
 - 2 solo special teams tackles.
- AT MIAMI (9/11):** 3 punts for 118 yards (39.3 avg.) and a 39.3 net average.
- Pinned all 3 of his punts inside the 20.
- VS. DETROIT (10/9):** 2 punts for 101 yards (50.5 avg.) and a 42.5 net average.

2021 (NEW ENGLAND):

- Played in all 17 games.
 - 49 punts for 2,316 yards (47.3 avg.) and a 39.6 net average.
- AT N.Y. JETS (9/19):** 5 punts for 219 yards (43.8 avg.) and a 42.6 net average.
- Pinned 4 of his 5 punts inside the 20.
- AT CAROLINA (11/7):** 3 punts for 152 yards (50.7 avg.) and a 42.7 net average.
- Pinned 2 of his 3 punts inside the 20.
- AT ATLANTA (11/18):** 4 punts for 193 yards (48.3 avg.) and a 45.5 net average.
- Pinned 3 of his 4 punts inside the 20.

POSTSEASON:

- AFC WILD CARD AT BUFFALO (1/15):** 3 punts for 142 yards (47.3 avg.) and a 29.3 net average.

2020 (NEW ENGLAND):

- Played in all 16 games.
 - 55 punts for 2,678 yards (48.7 avg.) and a 45.6 net average.
 - His 45.6 net punt average led the NFL and was the best single-season net punt average in Patriots history.
 - His 71 punt return yards allowed were the fewest in Patriots history and the 7th-fewest in NFL history.
- AT KANSAS CITY (10/5):** 3 punts for 157 yards (52.3 avg.) and a 52.3 net average.
- Pinned all 3 punts inside the 20.
- AT L.A. RAMS (12/10):** 6 punts for 310 yards (51.7 avg.) and a 50.3 net average.
- Pinned 4 of 6 punts inside the 20.
- VS. BUFFALO (12/28):** 7 punts for 362 yards (51.7 avg.) and a 48.1 net average.

- Pinned 4 of 7 punts inside the 20.

PRO BOWL:

- Selected to start the Pro Bowl for the 1st time in his career.

HONORS:

- 1st-team All-Pro.
- PFWA All-AFC.

2019 (NEW ENGLAND):

- Played in all 16 games.
 - 81 punts for 3,638 yards (44.9 avg.) and a 41.3 net average.
 - His 36 punts inside the 20 were a franchise record.
 - His 41.3 net punt avg. ranks 4th in Patriots history.
- VS. PITTSBURGH (9/8):** 3 punts for 123 yards (41.0 avg.) and a 41.0 net average.
- Made his NFL debut.

- VS. N.Y. JETS (9/22):** 7 punts for 310 yards (44.3 avg.) and a 41.4 net average.
- Pinned 5 of 7 punts inside the 20.

- AT PHILADELPHIA (11/17):** 8 punts for 381 yards (47.6 avg.) and a 46.0 net average.

POSTSEASON:

- AFC WILD CARD VS. TENNESSEE (1/4):** 5 punts for 230 yards (46.0 avg.) and a 38.0 net average.

HONORS:

- AFC Special Teams Player of the Week (vs. N.Y. Jets, 9/22).
- AFC Special Teams Player of the Week (at Philadelphia, 11/17).

BEFORE THE NFL

COLLEGE (STANFORD):

- 4-year letterman (2015-18).
- CAREER:** Played in 52 games; 185 punts for 8,105 yards (43.8 avg.) and 76 inside the 20; 1 carry for 17 yards.
- His 43.8 career punt avg. was the best in school history.
- SENIOR (2018):** Played in all 13 games; 68 punts for 2,996 yards (44.1 avg.).
- 2nd-team All-Pac 12.
 - His 44.1 punt average was 4th-best in school history.
- JUNIOR (2017):** Played in all 14 games; 57 punts for 2,586 yards (45.4 avg.); 1 carry for 17 yards.
- 2nd-team All-Pac 12.
 - His 45.4 punt average led the Pac-12 and ranked 7th nationally.
- SOPHOMORE (2016):** Played in all 13 games; 50 punts for 2,176 yards (43.5 avg.).
- Honorable mention All-Pac 12.
- TRUE FRESHMAN (2015):** Played in 12 games; 10 punts for 347 yards (34.7 avg.).

HIGH SCHOOL (SANTA FE CHRISTIAN – SOLANA BEACH, CALIF.)

- Also lettered in soccer and track and field.
 - Set school record in the long jump (21-4).
- SENIOR (2014):** 12-of-16 field goals (75.0 pct.) and 26-of-27 PATs (96.3 pct.); 44.1 gross punt avg.
- 2nd-team all-state.

OFF THE FIELD

PERSONAL:

- **MAJOR:** Science, technology and society.

JAKE BAILEY'S NFL REGULAR SEASON STATS

YEAR	TEAM	GP	PUNT	YDS	AVG	LG	OPP RET YDS	NET AVG	TB	IN 20
2019	NEW ENGLAND	16	81	3638	44.9	65	175	41.3	6	36
2020	NEW ENGLAND	16	55	2678	48.7	71	71	45.6	5	31
2021	NEW ENGLAND	17	49	2316	47.3	71	138	39.6	6	23
2022	NEW ENGLAND	9	37	1557	42.1	62	152	35.3	5	12
2023	MIAMI	17	53	2424	45.7	66	207	40.7	3	20
2024	MIAMI	17	56	2639	47.1	64	230	40.5	5	22
2025	MIAMI	1	1	42	42.0	42	0	42.0	0	1
NFL TOTALS		93	332	15294	46.1	71	973	41.3	30	145

JAKE BAILEY'S NFL PLAYOFF STATS


YEAR	TEAM	GP	PUNT	YDS	AVG	LG	OPP RET YDS	NET AVG	TB	IN 20
2019	NEW ENGLAND	1	5	230	46.0	61	0	38.0	2	2
2021	NEW ENGLAND	1	3	142	47.3	53	54	29.3	0	2
2023	MIAMI	1	4	163	40.8	51	1	40.5	0	0
PLAYOFF TOTALS		3	12	535	44.6	61	55	36.7	2	4

ADDITIONAL STATS

Special Teams Tackles: (New England) 1 in 2019, 2 in 2020, 2 in 2022, (Miami) 1 in 2024 for total of 6.
Rushing: (Miami) 1 carry for 0 yards in 2024.

SINGLE-GAME CAREER HIGHS

Punts: 9 at Buffalo, 9/29/19
Punt Yards: 435 at Buffalo, 9/29/19
Punts Inside the 20: 6 at Philadelphia, 11/17/19
Longest Punt: 71 Twice, last: at Buffalo, 12/6/21



93

ZEK
BIGGERS

DEFENSIVE TACKLE // 6-6 // 319 // GEORGIA TECH '25

ACQUIRED: D7B, '25

HOMETOWN: SALISBURY, N.C. // BORN: 10/4/03

NFL: ROOKIE SEASON // DOLPHINS: ROOKIE SEASON

NFL CAREER

TRANSACTIONS:

- 7th-round pick (253rd overall) by Miami in the 2025 NFL Draft.

2025 (MIAMI):

- Inactive for 1 game.

BEFORE THE NFL

COLLEGE (GEORGIA TECH):

- 4-year letterman (2021-24) and 2-year starter.
- Helped his team to back-to-back winning records (2023-24) for the first time since the 2011-14 seasons.

CAREER: Played in 47 games with 26 starts; 104 tackles (55 solo), 2.0 sacks, 9.0 tackles for loss, 7 passes defended and 1 fumble recovery; 4 blocked field goals.

SENIOR (2024): Started all 13 games; 23 tackles (12 solo), 1.0 sack, 3.5 tackles for loss and 3 passes defended; 2 blocked field goals.

- All-ACC honorable mention.

JUNIOR (2023): Started all 13 games; 40 tackles (18 solo), 1.0 sack, 4.0 tackles for loss, 3 passes defended and 1 fumble recovery; 1 blocked FG.

- Helped his team earn a Gasparilla Bowl victory.
- SOPHOMORE (2022):** Played in all 12 games; 32 tackles (19 solo), 1.0 tackle for loss and 1 pass defended; 1 blocked field goal.
- TRUE FRESHMAN (2021):** Played in 9 games; 9 tackles (6 solo).

HIGH SCHOOL (WEST ROWAN HS – SALISBURY, N.C.)

- Played offensive and defensive line.
- Also competed in basketball and track and field.

SENIOR (2020):

- Helped team to 4-1 conference record after season was delayed due to COVID-19 pandemic.

JUNIOR (2019):

- All-county and all-conference selection.


SOPHOMORE (2018): 85 tackles (50 solo), 2.5 sacks, 9.0 tackles for loss and 2 forced fumbles.

OFF THE FIELD

PERSONAL:

- **MAJOR:** Business administration with a concentration in supply chain.

ZEK BIGGERS' NFL REGULAR SEASON STATS															
YEAR	TEAM	GP	GS	TACKLES					INTERCEPTIONS					FUMBLES	
				TOT	SOLO	ASST	SK	YDS	INT	YDS	LG	TD	PD	FF	FR
2025	MIAMI	0	0	0	0	0	0.0	0.0	0	0	-	0	0	0	0
	NFL TOTALS	0	0	0	0	0	0.0	0.0	0	0	-	0	0	0	0



27

ETHAN

BONNER

CORNERBACK // 6-1 // 190 // STANFORD '23

ACQUIRED: FA, '23

HOMETOWN: THE WOODLANDS, TEXAS // BORN: 10/23/99

NFL: SECOND SEASON // DOLPHINS: SECOND SEASON

NFL CAREER

TRANSACTIONS:

- Signed to a reserve/future contract with Miami on Jan. 15, 2024.
- Signed by Miami as an undrafted college free agent on May 12, 2023.

CAREER HIGHLIGHTS:

- Played in 7 career games.
- 2 tackles (1 solo) and 1 pass defended.
- Played in 1 postseason game.

2025 (MIAMI):

- Inactive for 1 game.

2024 (MIAMI):

- Played in 5 games.
- Inactive for 12 games.
- 1 solo tackle.

AT CLEVELAND (12/29): 1 solo tackle.

2023 (MIAMI):

- Played in 2 games.
- Inactive for 1 game.
- Spent 14 games on Miami's practice squad.
- 1 assisted tackle and 1 pass defended.

VS. N.Y. JETS (12/17): 1 assisted tackle and 1 pass defended.

- Made his NFL debut.

POSTSEASON:

AFC WILD CARD AT KANSAS CITY (1/13): 2 solo tackles and 1 forced fumble.

- Forced RB Clyde Edwards-Helaire to fumble on 3rd-and-7 which was recovered by DT Da'Shawn Hand with 1:15 remaining in the 4th quarter.

BEFORE THE NFL

COLLEGE (STANFORD):

- 2-year starter (2021-22).
- CAREER:** Played in 21 games with 15 starts; 59 tackles (42 solo) and 5 passes defended.
- SENIOR (2022):** Started 10 games; 29 tackles (20 solo) and 5 passes defended.
- JUNIOR (2021):** Played in 5 games with 4 starts; 21 tackles (15 solo).
- SOPHOMORE (2020):** Played in 2 games with 1 start; 8 tackles (6 solo).
- REDSHIRT FRESHMAN (2019):** Did not play in any games.
- Redshirted in 2018; played in 4 games.

HIGH SCHOOL (THE WOODLANDS HS – THE WOODLANDS, TEXAS)

- Also participated in track and field on a state record-setting 4x200-meter relay team.
- SENIOR (2017):** 81 tackles, 5 interceptions, 9 passes defended and 2 forced fumbles
- 1st-team all-district.
- 1st-team all-county.

OFF THE FIELD

PERSONAL:

- **MAJOR:** Economics.

ETHAN BONNER'S NFL REGULAR SEASON STATS

YEAR	TEAM	GP	GS	TACKLES				SK	YDS	INTERCEPTIONS					FUMBLES	
				TOT	SOLO	ASST				INT	YDS	LG	TD	PD	FF	FR
2023	MIAMI	2	0	1	0	1	0.0	0.0		0	0	-	0	1	0	0
2024	MIAMI	5	0	1	1	0	0.0	0.0		0	0	-	0	0	0	0
2025	MIAMI	0	0	0	0	0	0.0	0.0		0	0	-	0	0	0	0
NFL TOTALS		7	0	2	1	1	0.0	0.0		0	0	-	0	1	0	0

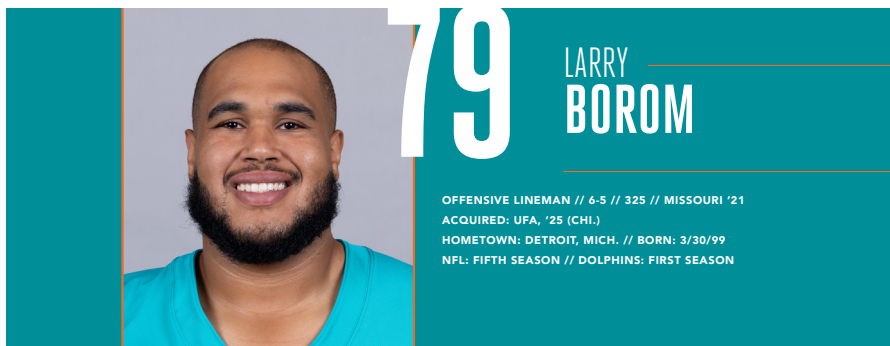
ETHAN BONNER'S NFL PLAYOFF STATS

YEAR	TEAM	GP	GS	TACKLES				SK	YDS	INTERCEPTIONS					FUMBLES	
				TOT	SOLO	ASST				INT	YDS	LG	TD	PD	FF	FR
2023	MIAMI	1	0	2	2	0	0.0	0.0		0	0	-	0	0	1	0
NFL TOTALS		1	0	2	2	0	0.0	0.0		0	0	-	0	0	1	0

SINGLE-GAME CAREER HIGHS

Tackles:	2	at Kansas City, 1/13/24*
Passes Defensed:	1	vs. N.Y. Jets, 12/17/23
Forced Fumbles:	1	at Kansas City, 1/13/24*

* AFC Wild Card game



NFL CAREER

TRANSACTIONS:

- Signed by Miami as an unrestricted free agent from Chicago on March 13, 2025.
- 5th-round pick (151st overall) by Chicago in the 2021 NFL Draft.

CAREER HIGHLIGHTS:

- Played in 48 career games with 27 starts – 10 at left tackle, 1 at left guard, 1 at right guard and 15 at right tackle.
- 1 miscellaneous tackle.

2025 (MIAMI):

- Played in 1 game.

AT INDIANAPOLIS (9/7): Played 10 snaps at right tackle.

- Made his Dolphins debut.

2024 (CHICAGO):

- Played in 8 games with 4 starts at left tackle.
- Dressed but did not play in 1 game.
- Inactive for 1 game.
- Missed the first 7 games of the season after being placed on injured reserve on Aug. 27 and activated on Nov. 2.
- 1 miscellaneous tackle.

2023 (CHICAGO):

- Played in 16 games with 6 starts at left tackle.
- Dressed but did not play in 1 game.
- 1 miscellaneous tackle.

VS. DENVER (10/1): Started at left tackle.

- Helped the Bears total 28 points and a season-high 471 yards of offense.

AT WASHINGTON (10/5): Started at left tackle.

- Helped the Bears total 40 points and 451 yards of offense, including 178 rushing yards.

2022 (CHICAGO):

- Played in 13 games with 9 starts – 1 at left guard, 1 at right guard and 7 at right tackle.
- Dressed but did not play in 1 game.
- Inactive for 3 games.

VS. HOUSTON (9/25): Started at right tackle.

- Helped the Bears rush for 281 yards, the team's highest total since rushing Sept. 30, 1984 vs.

Dallas (283).

AT NEW ENGLAND (10/24): Started at right tackle.

- Helped Chicago record a season-high 33 points and total 390 yards of offense with 243 rushing yards.

2021 (CHICAGO):

- Played in 10 games with 8 starts at right tackle.
- Missed 6 games after being placed on injured reserve on Sept. 18 and activated on Oct. 30.
- Missed 1 game on the Reserve/COVID-19 list.

AT L.A. RAMS (9/12): Played 15 snaps at left tackle.

- Made his NFL debut.

AT SAN FRANCISCO (10/31): Started at right tackle.

- Helped Chicago rush for 176 yards.
- Made his 1st NFL start.

AT PITTSBURGH (11/8): Started at left tackle.

- Helped the Bears total 27 points and 414 yards of total offense.

BEFORE THE NFL

COLLEGE (MISSOURI):

- 3-year letterman (2018-20) and 2-year starter.

CAREER: Played in 33 games with 19 starts.

REDSHIRT JUNIOR (2020): Started 8 games at right tackle.

- Led an offensive line that helped Missouri rush for 135.2 yards per game and 21 TDs.

REDSHIRT SOPHOMORE (2019): Played in all 12 games with 11 starts.

- Started games at left tackle, left guard and right tackle.

REDSHIRT FRESHMAN (2018): Played in all 13 games.

- Redshirted in 2017.

HIGH SCHOOL (BROTHER RICE HS – DETROIT, MICH.)

- Played football and basketball.
- Primarily played right guard in high school.
- Played football for the first time during his freshman year.

OFF THE FIELD

- **PRONUNCIATION:** BOAR-uhm.
- **MAJOR:** Sports management.

LARRY BOROM'S NFL REGULAR SEASON STATS

GAMES/STARTS: (Chicago) 2021: 10/8, 2022: 13/9, 2023: 16/6, 2024: 8/4, (Miami) 2025: 1/0

NFL TOTALS: 48/27

ADDITIONAL STATS

Miscellaneous Tackles: (Chicago) 1 in 2024.



NFL CAREER

TRANSACTIONS:

- Awarded off waivers to Miami on Aug. 27, 2025.
- Waived by Indianapolis on Aug. 26, 2025.
- 2nd-round pick (44th overall) by Indianapolis in the 2023 NFL Draft.

CAREER HIGHLIGHTS:

- Played in 11 career games with 9 starts.
- 49 tackles (33 solo), 1 interception, 6 passes defended, 1 forced fumble and 1 fumble recovery.
- 1 special teams tackle.

2025 (MIAMI):

- Dressed but did not play in 1 game.

2024 (INDIANAPOLIS):

- Played in 2 games with 1 start.
- Missed the rest of the season after being placed on injured reserve on Sept. 10.
- 7 tackles (3 solo).

VS. HOUSTON (9/8): 7 tackles (3 solo).

2023 (INDIANAPOLIS):

- Played in 9 games with 8 starts.
- Inactive for 8 games.
- 42 tackles (30 solo), 1 interception, 6 passes defended, 1 forced fumble and 1 fumble recovery.
- 1 special teams tackle.

AT BALTIMORE (9/24): 4 solo tackles, 1 forced fumble and 1 fumble recovery.

- Forced and recovered a fumble by RB Kenyan Drake with 2:17 left in the 1st quarter.
- Became the 1st player since LB Jordan Brailford in 2020 to record a forced fumble and fumble recovery in their 1st career game.
- Made his NFL debut.

VS. L.A. RAMS (10/1): 9 tackles (8 solo).

- Made 1st career start.

AT JACKSONVILLE (10/15): 7 tackles (5 solo), 1 interception and 2 passes defended.

- Intercepted QB Trevor Lawrence with 13:29 left in the game.
- It was his 1st career interception.

BEFORE THE NFL

COLLEGE (KANSAS STATE):

- 4-year letterman (2018, 2020-22) and 2-year starter.
- Transferred from Iowa to Kansas State following the 2020 season.

CAREER: Played in 46 games with 32 starts; 111 tackles (78 solo), 6 interceptions, 16 passes defended and 1 forced fumble.

REDSHIRT SENIOR (2022 AT KANSAS STATE): Started all 14 games; 45 tackles (28 solo), 4 interceptions, 8 passes defended and 1 forced fumble.

- 1st-team All-Big 12.
- Helped team to Big 12 championship.

REDSHIRT JUNIOR (2021 AT KANSAS STATE): Started in all 13 games; 49 tackles (41 solo), 1 interception and 3 passes defended.

- Honorable mention All-Big 12.

REDSHIRT SOPHOMORE (2020 AT IOWA): Played in 7 games; 4 tackles (1 solo) and 1 pass defended.

SOPHOMORE (2019 AT IOWA): Awarded a redshirt; Played in 1 game.

TRUE FRESHMAN (2018 AT IOWA): Played in 11 games with 5 starts; 13 tackles (8 solo), 1 interception and four passes defended.

HIGH SCHOOL (WARREN CENTRAL HS – INDIANAPOLIS, IND.)

- Also participated in track and field.
- **SENIOR (2017):** 18 tackles, 1 interception and 3 passes defended.

- 1st-team all-conference.

JUNIOR (2016): 20 tackles, 2.0 sacks and 3 passes defended.

- 1st-team all-conference.

SOPHOMORE (2015): 25 tackles, 2 interceptions and 4 passes defended.

OFF THE FIELD

PERSONAL:

- **MAJOR:** Communication studies.
- Born Julius Brent, he has gone by the nickname “JuJu” since he was a child.

JUJU BRENT'S NFL REGULAR SEASON STATS															
YEAR	TEAM	GP	GS	TACKLES					INTERCEPTIONS					FUMBLES	
				TOT	SOLO	ASST	SK	YDS	INT	YDS	LG	TD	PD	FF	FR
2023	INDIANAPOLIS	9	8	42	30	12	0.0	0.0	1	0	0	0	6	1	1
2024	INDIANAPOLIS	2	1	7	3	4	0.0	0.0	0	0	-	0	0	0	0
2025	MIAMI	0	0	0	0	0	0.0	0	0	0	-	0	0	0	0
NFL TOTALS		11	9	49	33	16	0.0	0.0	1	0	0	0	6	1	1

ADDITIONAL STATS

Special Teams Tackles: (Indianapolis) 1 in 2023.

SINGLE-GAME CAREER HIGHS

Tackles: 9 vs. L.A. Rams, 10/1/23
Interceptions: 1 at Jacksonville, 10/15/24
Passes Defensed: 3 vs. Las Vegas, 12/31/23
Forced Fumbles: 1 at Baltimore, 9/24/23
Fumble Recoveries: 1 at Baltimore, 9/24/23



NFL CAREER

TRANSACTIONS:

- Signed by Miami as an unrestricted free agent from Tennessee on March 15, 2024.
- Signed by Tennessee as an undrafted college free agent on May 7, 2020.

CAREER HIGHLIGHTS:

- Played in 76 career games with 58 starts – 38 at center, 18 at left guard and 3 at right guard.
- 2 miscellaneous tackles.
- 2 miscellaneous fumble recoveries.
- Played in 1 postseason game with Tennessee.
- Serves as a team captain in 2025.

2025 (MIAMI):

- Started 1 game at center.
- Serves as a team captain.

AT INDIANAPOLIS (9/7): Started at center.

2024 (MIAMI):

- Started all 17 games at center.
- 1 miscellaneous fumble recovery.

AT BUFFALO (11/3): Started at center.

- Helped the Dolphins total 149 rushing yards, marking the 4th consecutive game of 140+ rushing yards.

VS. LAS VEGAS (11/18): Started at center.

- Helped the offense total 353 yards and 34 points, scoring on six of seven possessions in the win.

VS. N.Y. JETS (12/8): Started at center.

- Helped the offense total 375 yards and 32 points while not surrendering a sack or quarterback hit.

VS. SAN FRANCISCO (12/22): Started at center.

- Helped the Dolphins total 381 yards of offense including 166 rushing yards, while not allowing QB Tua Tagovailoa to get sacked.

2023 (TENNESSEE):

- Started all 17 games at center.
- 1 miscellaneous tackle.

VS. CINCINNATI (10/1): Started at center.

- Helped the Titans offense total 400 yards, including 173 on the ground.

VS. JACKSONVILLE (1/7): Started at center.

- Blocked for an offense that rushed for 175 yards and found the end zone 4 times.

2022 (TENNESSEE):

- Started all 17 games – 15 at left guard and 2 at center.
- 1 miscellaneous tackle.

AT HOUSTON (10/30): Started at left guard.

- Opened holes for Titans ball carriers to gain 314 rushing yards, the second-highest total in franchise history.

AT GREEN BAY (11/17): Started at center.

- Blocked for an offense that gained 408 total yards and scored 4 touchdowns.
- Made first career start at center.

VS. HOUSTON (12/24): Started at left guard.

- Paved the way for RB Derrick Henry to rush for 126 yards and a touchdown.
- 1 miscellaneous tackle.

2021 (TENNESSEE):

- Played in 12 games with 5 starts – 3 at right guard and 2 at left guard.
- Missed 4 games after being placed on injured reserve on Oct. 8 and activated on Nov. 6.
- 1 miscellaneous fumble recovery.

AT NEW ENGLAND (11/28): Started at right guard.

- Helped the offense tally 270 yards on the ground.

AT PITTSBURGH (12/19): Started at left guard.

- Blocked for an offense that ran for 201 yards.

POSTSEASON:

AFC DIVISIONAL VS. CINCINNATI (1/22): Played but did not record any stats.

2020 (TENNESSEE):

- Played in 12 games with 1 start at left guard.

AT DENVER (9/14): Played but did not record any stats.

- Made his NFL debut.

AT BALTIMORE (11/22): Started at left guard.

- Helped the offense total 423 yards and 30 points in the win.
- Made his 1st NFL start.

BEFORE THE NFL

COLLEGE (TEXAS STATE):

- 4-year starter (2016-19).
- 1 reception for 7 yards (7.0 avg.).
- Started 47 consecutive games on the offensive line.

CAREER: Played in 48 games with 47 starts – 15 at center, 12 at right tackle, 8 at left tackle, 7 at left guard and 5 at right guard.

SENIOR (2019): Started all 12 games at right tackle.

- 2nd-team All-Sun Belt.

JUNIOR (2018): Started all 12 games – 6 at center and 6 at left tackle.

- Honorable Mention All-Sun Belt.

SOPHOMORE (2017): Started all 12 games – 5 at center, 5 at right guard and 2 at left tackle.

- 1 reception for 7 yards (7.0 avg.).
- 2nd-team All-Sun Belt.

TRUE FRESHMAN (2016): Played in 12 games, starting 11 of them – 7 at left guard and 4 at center.

- Honorable Mention All-Sun Belt.

HIGH SCHOOL (SKYLINE HS – DALLAS, TEXAS)

- Also competed in basketball, wrestling and track and field.

SENIOR (2015): 1st-team All-District.

OFF THE FIELD

COMMUNITY:

2024:

- Joined team initiatives around Thanksgiving and the holidays, providing meals and interacting with local South Florida community members in need.

PERSONAL:

- **PRONUNCIATION:** First name is pronounced AY-rin.
- **MAJOR:** General Studies.

AARON BREWER'S NFL REGULAR SEASON STATS

GAMES/STARTS: (Tennessee) 2020: 12/1, 2021: 12/5, 2022: 17/17, 2023: 17/17, (Miami) 2024: 17/17, 2025: 1/1

NFL TOTALS: 76/58

AARON BREWER'S NFL PLAYOFF STATS

GAMES/STARTS: (Tennessee) 2021: 1/0

PLAYOFF TOTALS: 1/0

ADDITIONAL STATS

Miscellaneous Tackles: (Tennessee) 1 in 2022, 1 in 2023 for a total of 2.

Miscellaneous Fumble Recoveries: (Tennessee) 1 in 2021, (Miami) 1 in 2024 for a total of 2.



NFL CAREER

TRANSACTIONS:

- Signed by Miami as an unrestricted free agent from Tampa Bay on March 17, 2025.
- 5th-round pick (176th overall) by Tampa Bay in the 2021 NFL Draft.

CAREER HIGHLIGHTS:

- Played in 60 career games with 15 starts.
- 105 tackles (56 solo), 0.5 sack and 3 passes defended.
- 21 special teams tackles (12 solo).
- Appeared in 6 postseason games with 2 starts.

2025 (MIAMI):

- Played in 1 game.

2024 (TAMPA BAY):

- Played in 14 games with 11 starts.
- Inactive for 3 games.
- 72 tackles (40 solo), 0.5 sack and 1 pass defended.

AT NEW ORLEANS (10/13): 3 tackles and 0.5 sack.

- Split a sack of QB Spencer Rattler with LB Chris Braswell for a loss of 9 yards in the 3rd quarter.
- It was the 1st half-sack of his career.

VS. ATLANTA (10/27): 10 tackles (3 solo).

AT KANSAS CITY (11/4): 9 tackles (6 solo) and 1 pass defended.

POSTSEASON:

NFC WILD CARD VS. WASHINGTON (1/12): 5 tackles (3 solo).

2023 (TAMPA BAY):

- Played in 16 games with 4 starts.
- Inactive for 1 game.
- 19 tackles (9 solo) and 1 pass defended.
- 10 special teams tackles (7 solo).

VS. DETROIT (10/15): 3 solo special teams tackles.

VS. CAROLINA (12/3): 2 tackles.

- Made his 1st NFL start.

AT ATLANTA (12/10): 8 tackles (4 solo) and 1 pass defended.

POSTSEASON:

NFC WILD CARD VS. PHILADELPHIA (1/15): 3 tackles and 1 pass defended.

NFC DIVISIONAL AT DETROIT (1/21): 12 tackles (7 solo).

2022 (TAMPA BAY):

- Played in 12 games.
- Missed 5 games after being placed on injured reserve on Oct. 25 and activated on Dec. 10.
- 7 tackles (2 solo).
- 6 special teams tackles (3 solo).

AT DALLAS (9/11): 2 solo special teams tackles.

AT ATLANTA (1/8): 7 tackles (2 solo).

POSTSEASON:

NFC WILD CARD VS. DALLAS (1/16): 1 assisted tackle.

2021 (TAMPA BAY):

- Played in all 17 games.
- 7 tackles (5 solo).
- 5 special teams tackles (2 solo).

VS. DALLAS (9/9): Played but did not record any stats.

- Made his NFL debut.

VS. CHICAGO (10/24): 2 solo tackles.

- Recorded his 1st defensive tackle.

VS. CAROLINA (1/9): 3 tackles (2 solo) and 1 pass defended; 1 special teams tackle.

POSTSEASON:

NFC WILD CARD VS. PHILADELPHIA (1/16): 1 solo special teams tackle.

NFC DIVISIONAL VS. L.A. RAMS (1/23): Played but did not record any stats.

BEFORE THE NFL

COLLEGE (AUBURN):

- 4-year letterman (2017-20) and 2-year starter.

CAREER: Played in 42 games with 14 starts; 119 tackles (64 solo), 2.5 sacks, 13 tackles for loss, 2 passes defended and 1 forced fumble.

SENIOR (2020): Started in 2 games; 23 tackles (9 solo) and 1 tackle for loss.

- Missed the rest of the season after suffering a hand injury.

- Served as team captain.

JUNIOR (2020): Played in all 13 games with 12 starts; 69 tackles (37 solo), 2.5 sacks, 10 tackles for loss, 1 pass defended and 1 forced fumble.

- 1st-team All-SEC.

SOPHOMORE (2018): Played in all 13 games; 23 tackles (15 solo), 2 tackles for loss and 1 pass defended.

TRUE FRESHMAN (2017): Played in all 14 games; 4 tackles (3 solo).

- Helped team to 10-1 record and regional title.
- 1st-team all-state.

HIGH SCHOOL (OXFORD HS – OXFORD, ALA.)

- Also competed in track and field as a thrower.
- SENIOR (2016):** 124 tackles, 5.0 sacks, 17 tackles for loss, and an interception. .

OFF THE FIELD

PERSONAL:

- **MAJOR:** Business.

K.J. BRITT'S NFL REGULAR SEASON STATS

YEAR	TEAM	GP	GS	TACKLES				SK	YDS	INTERCEPTIONS					FUMBLES	
				TOT	SOLO	ASST				INT	YDS	LG	TD	PD	FF	FR
2021	TAMPA BAY	17	0	7	5	2	0.0	0.0		0	0	-	0	1	0	0
2022	TAMPA BAY	12	0	7	2	5	0.0	0.0		0	0	-	0	0	0	0
2023	TAMPA BAY	16	4	19	9	10	0.0	0.0		0	0	-	0	1	0	0
2024	TAMPA BAY	14	11	72	40	32	0.5	4.5		0	0	-	0	1	0	0
2025	MIAMI	1	0	0	0	0	0.0	0.0		0	0	-	0	0	0	0
NFL TOTALS		60	15	105	56	49	0.5	4.5		0	0	-	0	3	0	0

K.J. BRITT'S NFL PLAYOFF STATS

YEAR	TEAM	GP	GS	TACKLES				SK	YDS	INTERCEPTIONS					FUMBLES	
				TOT	SOLO	ASST				INT	YDS	LG	TD	PD	FF	FR
2021	TAMPA BAY	2	0	0	0	0	0.0	0.0		0	0	-	0	0	0	0
2022	TAMPA BAY	1	0	1	0	1	0.0	0.0		0	0	-	0	0	0	0
2023	TAMPA BAY	2	2	15	7	8	0.0	0.0		0	0	-	0	1	0	0
2024	TAMPA BAY	1	0	5	3	2	0.0	0.0		0	0	-	0	0	0	0
PLAYOFF TOTALS		6	2	21	10	11	0.0	0.0		0	0	-	0	1	0	0


ADDITIONAL STATS

Special Teams Tackles: (Tampa Bay) 5 in 2021, 6 in 2022, 10 in 2023 for a total for 21 (P-1).

SINGLE-GAME CAREER HIGHS

- Tackles:** 12 at Detroit, 1/21/24*
- Sacks:** 0.5 at New Orleans, 10/13/24
- Passes Defended:** 1 Four times, last: at Kansas City, 11/4/24
- Special Teams Tackles** 3 vs. Detroit, 10/15/23


*NFC Divisional game



20

JORDYN
BROOKS

LINEBACKER // 6-0 // 240 // TEXAS TECH '20
ACQUIRED: UFA, '24 (SEA.)
HOMETOWN: HOUSTON, TEXAS // BORN: 10/21/97
NFL: SIXTH SEASON // DOLPHINS: SECOND SEASON

 2025

NFL CAREER

TRANSACTIONS:

- Signed by Miami as an unrestricted free agent from Seattle on March 13, 2024.
- 1st-round pick (27th overall) by Seattle in the 2020 NFL Draft.

CAREER HIGHLIGHTS:

- Played in 81 career games with 73 starts.
- 669 tackles (399 solo), 9.5 sacks, 1 interception, 22 passes defended, 2 forced fumbles and 5 fumble recoveries; 1 interception returned for a TD.
- 1 solo special teams tackle.
- Started 1 postseason game with Seattle.
- His 143 tackles in 2024 were the most in Dolphins history in the last 15 seasons:

MOST SINGLE-SEASON TACKLES BY A DOLPHIN (SINCE 2010)					
PLAYER	YEAR	TOTAL	SOLO	ASST	
1. JORDYN BROOKS	2024	143	86	57	
2. Reshad Jones	2015	135	106	29	
3. Karlos Dansby	2012	134	101	33	
4. Kiko Alonso	2018	125	79	46	
5. Jerome Baker	2019	124	74	50	

- Serves as a team captain in 2025.

2025 (MIAMI):

- Started 1 game.
- 14 tackles (5 solo).
- Serves as a team captain.

AT INDIANAPOLIS (9/7): 14 tackles (5 solo).

2024 (MIAMI):

- Started all 17 games.
 - 143 tackles (86 solo), 3.0 sacks, 6 passes defended and 2 fumble recoveries.
- VS. TENNESSEE (9/30): 13 tackles (9 solo), 1.0 sack and 1 pass defended.
- Sacked QB Mason Rudolph for a loss on 8 yards on 3rd-and-5, forcing Tennessee to punt with 11:53 remaining in the 3rd quarter.
- VS. LAS VEGAS (11/17): 13 tackles (8 solo).
- VS. NEW ENGLAND (11/24): 9 tackles (7 solo) and 1 fumble recovery.
- Recovered a QB Drake Maye fumble, which was forced by DT Zach Sieler, and returned it 12 yards to New England's 25-yard line with 2:27 remaining in the 3rd quarter.

- VS. N.Y. JETS (12/8): 9 tackles (4 solo), 1.0 sack and 1 pass defended.
- Sacked QB Aaron Rodgers for a loss of 5 yards on 3rd-and-4, forcing the Jets to settle for a field goal with 1:52 remaining in the 3rd quarter.
- AT HOUSTON (12/15): 8 tackles (6 solo) and 1 fumble recovery.
- Recovered a QB C.J. Stroud fumble and returned it 11 yards to the Houston 38-yard line with 53 seconds remaining in the 2nd quarter.
- VS. SAN FRANCISCO (12/22): 7 tackles (4 solo) and 1.0 sack.
- Sacked QB Brock Purdy for a loss of 6 yards on 2nd-and-17 in the 1st quarter.

2023 (SEATTLE):

- Started 16 games.
 - Inactive for 1 game.
 - 111 tackles (62 solo), 4.5 sacks, 1 interception, 4 passes defended, 1 forced fumble and 1 fumble recovery; 1 interception returned for a TD.
- AT N.Y. GIANTS (10/2): 10 tackles (4 solo), 2.0 sacks and 1 fumble recovery.
- Sacked QB Daniel Jones for a loss of 1 yard in the 1st quarter.
 - Recovered a QB Daniel Jones fumble that was forced by DE Mario Edwards Jr.
 - Sacked QB Daniel Jones on 2nd-and-7 in the 3rd quarter.
- VS. CLEVELAND (10/29): 10 tackles (4 solo), 1.0 sack and 1 forced fumble.
- Strip-sacked QB P.J. Walker for a loss of 9 yards that was recovered by Seattle and led to a Seahawks TD.
- VS. SAN FRANCISCO (11/23): 12 tackles (7 solo), 1 interception and 1 pass defended; 1 interception returned for a TD.
- Intercepted QB Brock Purdy and returned it 12 yards for a TD.
 - It was his 1st career interception.

2022 (SEATTLE):

- Started 16 games.
 - Missed the rest of the season after being placed on injured reserve on Jan. 3.
 - 161 tackles (103 solo), 1.0 sack, 5 passes defended, 1 forced fumble and 1 fumble recovery.
- AT TAMPA BAY (11/13): 16 tackles (11 solo) and 1 pass defended.

VS. LAS VEGAS (11/27): 16 tackles (7 solo) and 1 pass defended.
AT L.A. RAMS (12/4): 9 tackles (6 solo) and 1.0 sack.
• Sacked QB John Wolford for a loss of 10 yards on 3rd-and-6 to force the Rams to punt.

2021 (SEATTLE):

- Started all 17 games.
- 183 tackles (108 solo), 1.0 sack, 5 passes defended and 1 fumble recovery.
- 1 solo special teams tackle.

AT SAN FRANCISCO (10/3): 7 tackles (4 solo), 1.0 sack and 1 pass defended.
• Sacked QB Jimmy Garoppolo for a loss of 7 yards on 2nd-and-8 in the 2nd quarter.
• It was his 1st career sack.

AT GREEN BAY (11/14): 12 tackles (8 solo); 1 solo special teams tackle.

AT ARIZONA (1/9): 20 tackles (15 solo).

2020 (SEATTLE):

- Played in 14 games with 6 starts.
- Inactive for 2 games.
- 57 tackles (35 solo) and 2 passes defended.

AT ARIZONA (10/25): 7 tackles (3 solo).

- Made his 1st NFL start.

AT L.A. RAMS (11/15): 6 tackles (4 solo) and 1 pass defended.

VS. N.Y. GIANTS (12/6): 11 tackles (5 solo).

POSTSEASON:

NFC WILD CARD VS. L.A. RAMS (1/9): 8 tackles (5 solo).

BEFORE THE NFL

COLLEGE (TEXAS TECH):

- 4-year starter (2016-19).

CAREER: Played in 47 games with 45 starts; 367 tackles (220 solo), 7.0 sacks, 2 interceptions, 9 passes defended, 2 forced fumbles and 3 fumble recoveries.

SENIOR (2019): Started 11 games; 108 tackles (66 solo), 3.0 sacks, 1 forced fumble and 2 fumble recoveries.

- 1st-team All-Big 12.
- 2nd-team All-American.
- Led the team in tackles (108).
- Served as team captain.
- 1st Texas Tech All-American linebacker and Butkus Award finalist since Zach Thomas (1995).

JUNIOR (2018): Started all 12 games; 84 tackles (43 solo), 3.0 sacks, 1 interception and 2 passes defended.

- All-Big 12 Honorable Mention.
- Led the team in tackles (84).

SOPHOMORE (2017): Played in 12 games with 11 starts; 89 tackles (50 solo), 1 interception, 3 passes defended and 1 fumble recovery.

- All-Big 12 Honorable Mention.

TRUE FRESHMAN (2016): Played in all 12 games with 11 starts; 86 tackles (61 solo), 1.0 sack, 4 passes defended and 1 forced fumble.

- All-Big 12 Honorable Mention.
- Led the team in tackles (86).

HIGH SCHOOL (STRATFORD HS – HOUSTON, TEXAS)

SENIOR (2015): 63 tackles, 1.0 sack and 4 passes defended.

- 1st-team all-district.

JUNIOR (2014): 44 tackles and 3 passes defended.

- 1st-team all-district.

OFF THE FIELD

COMMUNITY:

2024:

- Joined team initiatives around Thanksgiving and the holidays, providing meals and interacting with local South Florida community members in need.

PERSONAL:

- **MAJOR:** University studies.

JORDYN BROOKS' NFL REGULAR SEASON STATS

YEAR	TEAM	GP	GS	TACKLES					INTERCEPTIONS					FUMBLES	
				TOT	SOLO	ASST	SK	YDS	INT	YDS	LG	TD	PD	FF	FR
2020	SEATTLE	14	6	57	35	22	0.0	0.0	0	0	-	0	2	0	0
2021	SEATTLE	17	17	183	108	75	1.0	7.0	0	0	-	0	5	0	1
2022	SEATTLE	16	16	161	103	58	1.0	10.0	0	0	-	0	5	1	1
2023	SEATTLE	16	16	111	62	49	4.5	19.0	1	12	12t	1	4	1	1
2024	MIAMI	17	17	143	86	57	3.0	19.0	0	0	-	0	6	0	2
2025	MIAMI	1	1	14	5	9	0.0	0.0	0	0	-	0	0	0	0
NFL TOTALS		81	73	669	399	270	9.5	55.0	1	12	12t	1	22	2	5

JORDYN BROOKS' NFL PLAYOFF STATS

YEAR	TEAM	GP	GS	TACKLES					INTERCEPTIONS					FUMBLES	
				TOT	SOLO	ASST	SK	YDS	INT	YDS	LG	TD	PD	FF	FR
2020	SEATTLE	1	1	8	5	3	0.0	0.0	0	0	-	0	0	0	0
PLAYOFF TOTALS		1	1	8	5	3	0.0	0.0	0	0	-	0	0	0	0

ADDITIONAL STATS

Defensive Touchdowns: 12-yard interception return vs. San Francisco (11/23/23).
Special Teams Tackles: 1 in 2021.

SINGLE-GAME CAREER HIGHS

Tackles: 20 at Arizona, 1/9/22
Sacks: 2.0 at N.Y. Giants, 10/2/23
Interceptions: 1 vs. San Francisco, 11/23/23
Passes Defensed: 2 vs. Chicago, 12/26/21
Forced Fumbles: 1 Twice, last: vs. Cleveland, 10/29/23
Fumble Recoveries: 1 5 times, last: at Houston, 12/15/24



NFL CAREER

TRANSACTIONS:

- Signed by Miami on July 22, 2025.
- Signed by Tennessee as an unrestricted free agent from San Francisco on March 20, 2023.
- Signed by San Francisco on April 12, 2019.
- Signed to Atlanta's practice squad on Sept. 1, 2018.
- Waived by Atlanta on Aug. 31, 2018.
- Signed to a future/reserve contract by Atlanta on Jan. 15, 2018.
- Signed to Atlanta's practice squad on Sept. 3, 2017.
- Waived by Atlanta on Sept. 2, 2017.
- Signed by Atlanta as an undrafted college free agent on May 1, 2017.

CAREER HIGHLIGHTS:

- Played in 92 career games with 66 starts – 1 at left tackle, 1 at left guard, 16 at center, 44 at right guard and 4 at right tackle.

2025 (MIAMI):

- Dressed but did not play in 1 game.

2024 (TENNESSEE):

- Played in 17 games with 10 starts – 8 at center and 2 at right guard.

AT HOUSTON (11/24):

- Started at center.
- Helped the Titans total 369 yards of offense, including 132 rushing yards.

2023 (TENNESSEE):

- Started in 14 games at right guard.
- Inactive for 3 games.

AT CINCINNATI (10/1):

- Started at right guard.
- Helped the Titans total 400 yards of offense, including 173 rushing yards.

VS. ATLANTA (10/29):

- Started at right guard.
- Helped the Titans total 375 yards of offense and blocked for RB Derrick Henry who recorded 101 rushing yards and 2 TDs.

2022 (SAN FRANCISCO):

- Played in 14 games with 2 starts – 1 at left guard and 1 at right guard.
- Inactive for 3 games.

VS. MIAMI (12/4):

- Started at right guard.

- Helped the 49ers rush for 121 yards.

VS. ARIZONA (1/8):

- Started at left guard.

- Helped the 49ers total 162 rushing yards and blocked for an offensive line that did not allow a sack.

POSTSEASON:

NFC WILD CARD VS. SEATTLE (1/14):

- Played 33 snaps on the offensive line.

NFC DIVISIONAL VS. DALLAS (1/22):

- Played 34 snaps on the offensive line.

NFC CHAMPIONSHIP AT PHILADELPHIA (1/29):

- Played 24 snaps on the offensive line.

2021 (SAN FRANCISCO):

- Started all 17 games at right guard.

AT ATLANTA (12/19):

- Started at right guard.

- Helped the offense total 162 rushing yards while not allowing a sack.

POSTSEASON:

NFC WILD CARD AT DALLAS (1/16):

- Started at right guard.

- Was part of an offensive line that did not allow a sack and blocked for 169 rushing yards.

NFC DIVISIONAL AT GREEN BAY (1/22):

- Started at right guard.

NFC CHAMPIONSHIP AT L.A. RAMS (1/30):

- Started at right guard.

- Was part of an offensive line that did not allow a sack.

2020 (SAN FRANCISCO):

- Started all 16 games – 8 at center and 8 at right guard.

VS. L.A. RAMS (10/18):

- Started at right guard.
- Helped the offense total 122 rushing yards while not allowing a sack.

VS. BUFFALO (12/7):

- Started at right guard.
- Protected QB Nick Mullens who threw for 316 as the team did not allow a sack.

2019 (SAN FRANCISCO):

- Played in 14 games with 7 starts – 1 at left tackle, 2 at right guard and 4 at right tackle.

VS. PITTSBURGH (9/22):

- Made his NFL debut.

VS. CLEVELAND (10/7):

- Helped the offense total 275 rushing yards and

2 TDs, the most rushing yards by the team in a single game since 2014.

VS. CAROLINA (10/27): Started at right tackle.

- Helped the offense total 232 rushing yards and 5 TDs, the most rushing TDs in franchise single-game history since 1992.

POSTSEASON:

NFC DIVISIONAL VS. MINNESOTA (1/11): Played but did not record any stats.

NFC CHAMPIONSHIP VS. GREEN BAY (1/19): Played but did not record any stats.

SUPER BOWL LIV AT KANSAS CITY (2/2): Played but did not record any stats.

2018 (ATLANTA):

- Spent the entire season on Atlanta's practice squad.

2017 (ATLANTA):

- Spent the entire season on Atlanta's practice squad.

BEFORE THE NFL

COLLEGE (SAN DIEGO STATE):

- 4-year letterman (2013-16) and 2-year starter.
- Switched from tight end to offensive line prior to his senior season.

CAREER: Played in 54 games with 33 starts.

DANIEL BRUNSKILL'S NFL REGULAR SEASON STATS		
GAMES/STARTS: (San Francisco) 2019: 14/7, 2020: 16/16, 2021: 17/17, 2022: 14/2, (Tennessee) 2023: 14/14, 2024: 17/10, (Miami) 2025: 0/0	NFL TOTALS: 92/66	

REDSHIRT SENIOR (2016): Started 14 games at right tackle.

- 2nd-team All-Mountain West.

REDSHIRT JUNIOR (2015): Started all 14 games at tight end; 10 receptions for 112 yards (11.2 avg.) and 2 TDs.

- Honorable mention All-Mountain West.

REDSHIRT SOPHOMORE (2014): Played in all 13 games with 4 starts at tight end; 5 receptions for 31 yards (6.2 avg.) and 1 TD.

REDSHIRT FRESHMAN (2013): Played in all 13 games.

- Redshirted in 2012.

HIGH SCHOOL (VALLEY CENTER HS – VALLEY CENTER, CALIF.)

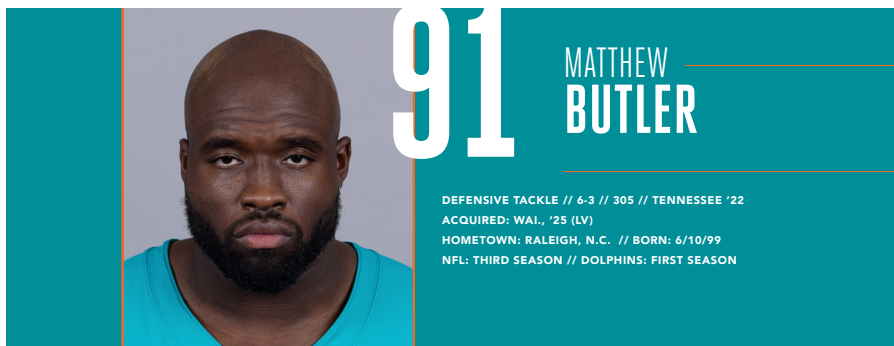
- Played football, volleyball, lacrosse and was on the wrestling team.

SENIOR (2011): Played in all 13 games.

- Served as team captain.
- 1st-team all-county.
- 2nd-team all-state.

OFF THE FIELD

- MAJOR:** Civil engineering.



NFL CAREER

TRANSACTIONS:

- Awarded off waivers to Miami on May 13, 2025.
- Waived by Las Vegas on May 12, 2025.
- Signed to Las Vegas' active roster on Oct. 10, 2024.
- Signed to Las Vegas' practice squad Aug. 28, 2024.
- Waived by Las Vegas on Aug. 27, 2024.
- Signed to Las Vegas' active roster on Jan. 6, 2024.
- Signed to Las Vegas' practice squad on Aug. 30, 2023.
- Waived by Las Vegas on Aug. 29, 2023.
- 5th-round pick (175th overall) by Las Vegas in the 2022 NFL Draft.

CAREER HIGHLIGHTS:

- Played in 16 career games with 1 start.
- 17 tackles (7 solo) and a 0.5 sack.

2025 (MIAMI):

- Played in 1 game.
- 2 solo tackles.

AT INDIANAPOLIS (9/7): 2 solo tackles.

- Made his Dolphins debut.

2024 (LAS VEGAS):

- Played in 7 games with 1 start.
- Inactive for 5 games.
- Spent 5 games on Las Vegas' practice squad.
- 9 tackles (4 solo).

VS. PITTSBURGH (10/13): 4 tackles (1 solo).

AT CINCINNATI (11/3): 3 tackles (2 solo).

2023 (LAS VEGAS):

- Played in 2 games.
- Spent 15 games on Las Vegas' practice squad.
- 1 assisted tackle.

VS. DENVER (1/7): 1 assisted tackle.

2022 (LAS VEGAS):

- Played in 6 games.
- Inactive for 11 games.
- 5 tackles (1 solo) and a 0.5 sack.

AT TENNESSEE (9/25): 1 assisted tackle.

- Made his NFL debut.

VS. DENVER (10/2): 1 solo tackle.

VS. L.A. CHARGERS (12/4): 1 assisted tackle and a 0.5 sack.

- Split a sack of QB Justin Herbert with DE Clelin Ferrell for a loss of 3 yards with 10:09 remaining in the 3rd quarter.

BEFORE THE NFL

COLLEGE (TENNESSEE):

CAREER: Played in 53 games with 26 starts; 152 tackles (69 solo), 9.5 sacks, 2 passes defended and 2 forced fumbles.

GRAD (2021): Played in all 13 games with 12 starts; 47 tackles (19 solo), 5.0 sacks and 1 forced fumble.

SENIOR (2020): Started all 10 games; 43 tackles (22 solo), 2.0 sacks, 1 pass defended and 1 forced fumble.

JUNIOR (2019): Played in 13 games with 4 starts; 45 tackles (23 solo), 2.5 sacks and 2 passes defended.

SOPHOMORE (2018): Played in 9 games; 13 tackles (2 solo), 1.0 sacks and 4 passes defended.

TRUE FRESHMAN (2017): Played in 8 games; 4 tackles (3 solo) and 0.5 sack.

HIGH SCHOOL (GARNER HS – GARNER, N.C.)

SENIOR (2016): 96 tackles, including 44 TFLs and 26.0 sacks.

- Led the team to a regional semifinals appearance.

OFF THE FIELD

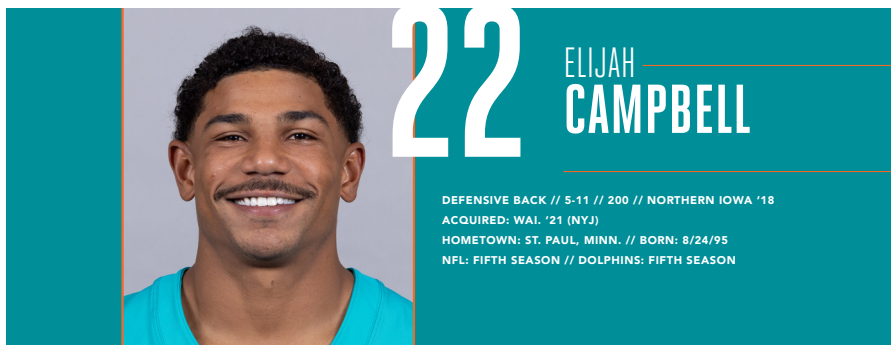
PERSONAL:

- **MAJOR:** Political science.

MATTHEW BUTLER'S NFL REGULAR SEASON STATS															
YEAR	TEAM			TACKLES					INTERCEPTIONS					FUMBLES	
		GP	GS	TOT	SOLO	ASST	SK	YDS	INT	YDS	LG	TD	PD	FF	FR
2022	LAS VEGAS	6	0	5	1	4	0.5	1.5	0	0	-	0	0	0	0
2023	LAS VEGAS	2	0	1	0	1	0.0	0.0	0	0	-	0	0	0	0
2024	LAS VEGAS	7	1	9	4	5	0.0	0.0	0	0	-	0	0	0	0
2025	MIAMI	1	0	2	2	0	0.0	0.0	0	0	-	0	0	0	0
NFL TOTALS		16	1	17	7	10	0.5	1.5	0	0	-	0	0	0	0

SINGLE-GAME CAREER HIGHS

Tackles: 4 vs. Pittsburgh, 10/13/24



NFL CAREER

TRANSACTIONS:

- Awarded off waivers to Miami on Sept. 1, 2021.
- Waived by N.Y. Jets on Aug. 31, 2021.
- Signed to the N.Y. Jets active roster on Dec. 8, 2020.
- Signed to the N.Y. Jets practice squad on Nov. 3, 2020.
- Fourth overall selection in the defensive backs phase of the 2020 XFL Draft to the DC Defenders on Oct. 16, 2019.
- Signed by Birmingham Iron (AAF) on Nov. 9, 2018.
- Waived by Cleveland on Aug. 31, 2018.
- Signed by Cleveland as an undrafted college free agent on May 4, 2018.

CAREER HIGHLIGHTS:

- Played in 59 career games with 3 starts.
- 24 tackles (14 solo) and 2 passes defended.
- 16 special teams tackles (11 solo), 1 special teams forced fumble and 1 special teams fumble recovery.
- Played in 2 postseason games with Miami.

2025 (MIAMI):

- Played in 1 game.

2024 (MIAMI):

- Played in all 17 games with 1 start.
- 8 tackles (4 solo).
- 3 special teams tackles (2 solo) and 1 special teams forced fumble.

VS. JACKSONVILLE (9/8): 1 solo special teams tackle and 1 special teams forced fumble.

- Forced WR Parker Washington to fumble on the kickoff return but was recovered by Jacksonville in the 3rd quarter.

VS. SAN FRANCISCO (12/22): 2 assisted tackles.

AT CLEVELAND (12/29): 2 tackles (1 solo).

2023 (MIAMI):

- Played in 15 games with 1 start.
- Inactive for 2 games.
- 9 tackles (6 solo) and 1 pass defended.
- 6 special teams tackles (4 solo) and 1 special teams fumble recovery.

VS. CAROLINA (10/15): 1 assisted tackle.

• Split a tackle with LB Duke Riley to stop WR Laviska Shenault Jr. from converting a fake punt.

VS. TENNESSEE (12/11): 2 solo tackles; 1 assisted special teams tackle and 1 special teams fumble recovery.

- Recovered a muffed punt at the Tennessee 7-yard line, setting up a Miami TD on the ensuing drive.

VS. N.Y. JETS (12/17): 4 tackles (3 solo) and 1 pass defended.

POSTSEASON:

AFC WILD CARD AT KANSAS CITY (1/13): Played but did not record any stats.

2022 (MIAMI):

- Played in 16 games with 1 start.
- Inactive for 1 game.
- 7 tackles (4 solo) and 1 pass defended.
- 5 special teams tackles (3 solo).

VS. CLEVELAND (11/13): 1 pass defended; 2 special teams tackles (1 solo).

AT SAN FRANCISCO (12/4): 2 solo tackles.

VS. N.Y. JETS (1/8): Played but did not record stats.

- Made his 1st NFL start.

POSTSEASON:

AFC WILD CARD AT BUFFALO (1/15): 2 tackles (1 solo) and 0.5 sacks.

2021 (N.Y. JETS/MIAMI):

- Played in 7 games with Miami.
- Inactive for 4 games with Miami.
- Missed the rest of the season with Miami after being placed on injured reserve on Nov. 27.
- Awarded off waivers to Miami on Sept. 1.
- 2 solo special teams tackles with Miami.
- Spent offseason and training camp with the N.Y. Jets.

VS. INDIANAPOLIS (10/3): 1 solo special teams tackle.

- Made his Dolphins debut.

VS. HOUSTON (11/7): 1 solo special teams tackle.

2020 (N.Y. JETS/DC DEFENDERS - XFL):

- Played in 3 games with the N.Y. Jets.
- Inactive for 2 games with the N.Y. Jets.
- Signed to the N.Y. Jets active roster on Dec. 8.
- Signed to the N.Y. Jets practice squad on Nov. 3.
- Started 4 games with the DC Defenders.

- 6 tackles (5 solo) and 2 passes defended with the DC Defenders.
- 2019 (BIRMINGHAM IRON - AAF):**
- Played in 8 games with 3 starts.
 - 21 tackles (15 solo).

- 2018 (CLEVELAND):**
- Spent the 2018 offseason and training camp with Cleveland.

BEFORE THE NFL

- COLLEGE (NORTHERN IOWA):**
- 2-year starter (2016-17).
 - Transferred from Northern Illinois to Northern Iowa following his sophomore season in 2015.
 - Transferred from Iowa Western CC to Northern Illinois following his freshman season in 2014.

CAREER AT NORTHERN IOWA: Played in 24 games with 87 tackles, 15 passes defended and 8 interceptions.

SENIOR (2017 AT NORTHERN IOWA): Played in 12 games with 51 tackles (31 solo), 1 sack, 3 forced fumbles, 1 fumble recovery, 5 interceptions and 17 passes defended.

JUNIOR (2016 AT NORTHERN IOWA): Played in 11 games with 42 tackles (34 solo), 2 fumble recoveries, 3 interceptions and 6 passes defended.

SOPHOMORE (2015 AT NORTHERN ILLINOIS): Played in 13 games with 5 tackles.

FRESHMAN (2014 AT IOWA WESTERN): 32 tackles and 5 passes defended.

- Redshirted in 2013.

HIGH SCHOOL (ST. PAUL CENTRAL HS - ST. PAUL, MINN.)

- SENIOR (2012)**
- Helped team record an 8-1 record in 2012, rushing for 1,002 yards and 18 touchdowns.
 - Totaled 69 tackles and six interceptions in 2012 on defense.
 - Also lettered in track and field.

OFF THE FIELD

- PERSONAL:**
- **MAJOR:** Liberal studies.

ELIJAH CAMPBELL'S NFL REGULAR SEASON STATS															
YEAR	TEAM	GP	GS	TACKLES					INTERCEPTIONS					FUMBLES	
				TOT	SOLO	ASST	SK	YDS	INT	YDS	LG	TD	PD	FF	FR
2020	N.Y. JETS	3	0	0	0	0	0.0	0.0	0	0	-	0	0	0	0
2021	MIAMI	7	0	0	0	0	0.0	0.0	0	0	-	0	0	0	0
2022	MIAMI	16	1	7	4	3	0.0	0.0	0	0	-	0	1	0	0
2023	MIAMI	15	1	9	6	3	0.0	0.0	0	0	-	0	1	0	1
2024	MIAMI	17	1	8	4	4	0.0	0.0	0	0	-	0	0	1	0
2025	MIAMI	1	0	0	0	0	0.0	0.0	0	0	-	0	0	0	0
NFL TOTALS		59	3	24	14	10	0.0	0.0	0	0	-	0	2	1	1

ELIJAH CAMPBELL'S NFL PLAYOFF STATS															
YEAR	TEAM	GP	GS	TACKLES					INTERCEPTIONS					FUMBLES	
				TOT	SOLO	ASST	SK	YDS	INT	YDS	LG	TD	PD	FF	FR
2022	MIAMI	1	0	2	1	1	0.5	0.0	0	0	-	0	0	0	0
2023	MIAMI	1	0	0	0	0	0.0	0.0	0	0	-	0	0	0	0
PLAYOFF TOTALS		2	0	2	1	1	0.5	0.0	0	0	-	0	0	0	0

ADDITIONAL STATS

Special Teams Tackles: (Miami) 2 in 2021, 5 in 2022, 6 in 2023, 3 in 2024 for total of 16.

Special Teams Forced Fumble: (Miami) 1 in 2024.

Special Teams Fumble Recovery: (Miami) 1 in 2023.


SINGLE-GAME CAREER HIGHS

Tackles: 4 vs. N.Y. Jets, 12/17/23

Passes Defended: 1 Twice, last: vs. N.Y. Jets, 12/17/23

Forced Fumble: 1 vs. Jacksonville, 9/8/24

Fumble Recoveries: 1 vs. Tennessee, 12/11/23



49




JOE CARDONA

LONG SNAPPER // 6-2 // 241 // NAVY '11

ACQUIRED: FA, '25

HOMETOWN: EL CAJON, CALIF. // BORN: 4/16/92

NFL: 11TH SEASON // DOLPHINS: FIRST SEASON


2016, 2018

2016, 2017, 2018

2024

NFL CAREER

TRANSACTIONS:

- Signed by Miami on May 9, 2025.
- Released by New England on April 29, 2025.
- 5th-round pick (166th overall) by New England in the 2015 NFL Draft.

CAREER HONORS:

- 2023 Salute to Service Award winner.
- 2022 Salute to Service Award nominee (New England).
- 2021 Salute to Service Award nominee (New England).
- 2020 Salute to Service Award nominee (New England).
- 2019 Salute to Service Award nominee (New England).
- 2018 Salute to Service Award nominee (New England).
- 2017 Salute to Service Award nominee (New England).
- 2016 Salute to Service Award nominee (New England).

CAREER HIGHLIGHTS:

- Played in 161 career games.
- 20 special teams tackles (13 solo).
- 1 special teams forced fumble.
- Appeared in 13 postseason games.
- Won Super Bowl LI and LIII with New England.
- Served as a team captain in 2024.

2025 (MIAMI):

- Played in 1 game.

2024 (NEW ENGLAND):

- Played in 16 games.
- Inactive for 1 game.
- 4 special teams tackles (3 solo).
- 1 special teams forced fumble.
- Served as a team captain.

- AT CINCINNATI (9/8):** 1 solo special teams tackle; 1 special teams forced fumble.
- Forced WR Charlie Jones to fumble on a punt return, which was recovered by S Jaylenn Hawkins and returned the Cincinnati 24-yard line.

2023 (NEW ENGLAND):

- Played in all 17 games.
- 1 solo special teams tackle.

AT LAS VEGAS (10/15): 1 solo special teams tackle.

HONORS:

- Salute to Service Award winner.

2022 (NEW ENGLAND):

- Played in 14 games.
- Missed the remainder of the season after being placed on injured reserve on Dec. 23.
- 1 solo special teams tackle.

VS. BUFFALO (12/1): 1 solo special teams tackle.

HONORS:

- Salute to Service Award nominee (New England).

2021 (NEW ENGLAND):

- Played in all 17 games.
- 1 solo special teams tackle.

VS. NEW ORLEANS (9/26): 1 solo special teams tackle.

POSTSEASON:

AFC WILD CARD AT BUFFALO (1/15): Played but did not record any stats.

HONORS:

- Salute to Service Award nominee (New England).

2020 (NEW ENGLAND):

- Played in all 16 games.

HONORS:

- Salute to Service Award nominee (New England).

2019 (NEW ENGLAND):

- Played in all 16 games.
- 2 assisted special teams tackles.

VS. CLEVELAND (10/27): 1 assisted special teams tackle.

AT HOUSTON (12/1): 1 assisted special teams tackle.

POSTSEASON:

AFC WILD CARD VS. TENNESSEE (1/4): Played but did not record any stats.

HONORS:

- Salute to Service Award nominee (New England).

2018 (NEW ENGLAND):

- Played in all 16 games.

- 1 solo special teams tackle.
- AT DETROIT (9/23):** 1 solo special teams tackle.
- POSTSEASON:**
- AFC DIVISIONAL VS. L.A. CHARGERS (1/13):**
Played but did not record any stats.
- AFC CHAMPIONSHIP AT KANSAS CITY (1/20):**
Played but did not record any stats.
- SUPER BOWL LIII AT L.A. RAMS (2/3):** Played but did not record any stats.
- HONORS:**
- Salute to Service Award nominee (New England).

- 2017 (NEW ENGLAND):**
- Played in all 16 games.
 - 4 special teams tackles (2 solo).
- AT NEW ORLEANS (9/17):** 1 solo special teams tackle.
- AT N.Y. JETS (10/15):** 1 solo special teams tackle.
- POSTSEASON:**
- AFC DIVISIONAL VS. TENNESSEE (1/13):** Played but did not record any stats.
- AFC CHAMPIONSHIP VS. JACKSONVILLE (1/21):**
Played but did not record any stats.
- SUPER BOWL LII VS. PHILADELPHIA (2/4):** Played but did not record any stats.
- HONORS:**
- Salute to Service Award nominee (New England).

- 2016 (NEW ENGLAND):**
- Played in all 16 games.
 - 3 special teams tackles (1 solo).
- VS. L.A. RAMS (12/4):** 1 solo special teams tackle.
- POSTSEASON:**
- AFC DIVISIONAL VS. HOUSTON (1/14):** Played but did not record any stats.
- AFC CHAMPIONSHIP VS. PITTSBURGH (1/22):**
Played but did not record any stats.
- SUPER BOWL LI AT ATLANTA (2/5):** Played but did not record any stats.
- HONORS:**
- Salute to Service Award nominee (New England).

- 2015 (NEW ENGLAND):**
- Played in all 16 games.
 - 3 solo special teams tackles.
- VS. PITTSBURGH (9/10):** Played but did not record any stats.
- Made his NFL debut.
- AT DENVER (11/29):** 3 solo special teams tackles.
- POSTSEASON:**
- AFC DIVISIONAL VS. KANSAS CITY (1/16):** Played but did not record any stats.
- AFC CHAMPIONSHIP AT DENVER (1/24):** Played but did not record any stats.

BEFORE THE NFL

- COLLEGE (NAVY):**
- 4-year letterman and starter (2011-14).
- CAREER:** Played in 51 games; 7 tackles (6 solo) and 1 forced fumble.
- SENIOR (2014):** Played in all 13 games; 1 solo tackle.
- JUNIOR (2013):** Played in all 13 games; 4 solo tackles and 1 forced fumble.
- SOPHOMORE (2012):** Played in 13 games; 1 assisted tackle.
- TRUE FRESHMAN (2011):** Played in 12 games; 1 solo tackle.
- Became the second freshman to start at long snapper in program history.
 - Attended Naval Academy Prep School for the 2010-11 school year.

- HIGH SCHOOL (GRANITE HILLS HS – EL CAJON CALIF.)**
- Played football and lacrosse.
 - Led the lacrosse team to a conference title in 2010 and named conference MVP.

OFF THE FIELD

- PERSONAL:**
- Currently commissioned as a lieutenant commander in the U.S. Navy Reserve.
 - **MAJOR:** Economics.

JOE CARDONA'S NFL REGULAR SEASON STATS

GAMES/STARTS: (New England) 2015: 16/0, 2016: 16/0, 2017: 16/0, 2018: 16/0, 2019: 16/0, 2020: 16/0, 2021: 17/0, 2022: 14/0, 2023: 17/0, 2024: 16/0 (Miami) 2025: 1/0 **NFL TOTALS: 161/0**

JOE CARDONA'S NFL PLAYOFF STATS

GAMES/STARTS: (New England) 2015: 2/0, 2016: 3/0, 2017: 3/0, 2018: 3/0, 2019: 1/0, 2021: 1/0 **PLAYOFF TOTALS: 13/0**

ADDITIONAL STATS

Special Teams Tackles: 3 in 2015, 3 in 2016, 4 in 2017, 1 in 2018, 2 in 2019, 1 in 2021, 1 in 2022, 1 in 2023, 4 in 2024 for total of 20.

Special Teams Forced Fumbles: 1 in 2024.



2

BRADLEY CHUBB

LINEBACKER // 6-4 // 268 // NC STATE '18

ACQUIRED: T, '22 (DEN.)

HOMETOWN: MARIETTA, GA. // BORN: 6/24/96

NFL: EIGHTH SEASON // DOLPHINS: FOURTH SEASON


2020, 2022


2022 (DEN.), 2025

NFL CAREER

TRANSACTIONS:

- Traded from Denver to Miami on Nov. 1, 2022.
- 1st-round pick (5th overall) by Denver in the 2018 NFL Draft.

CAREER HONORS:

- No. 62 on the NFL Network Top 100 list in 2024.
- 2023 Nat Moore Community Service Award.
- AFC Defensive Player of the Week (vs. N.Y. Jets, 12/17/23).
- 2022 Pro Bowl selection.
- 2020 Pro Bowl selection.
- 2018 PFWA All-Rookie Team.
- NFL Rookie of the Month (October 2018).

CAREER HIGHLIGHTS:

- Played in 74 career games with 73 starts.
- 257 tackles (158 solo), 40.5 sacks, 1 interception, 7 passes defended, 13 forced fumbles and 3 fumble recoveries.
- Appeared in 1 postseason game with Miami.
- His 6 forced fumbles in 2023 tied for the NFL lead:

NFL FORCED FUMBLES LEADERS (2023)

PLAYER	TEAM	FFs
1. BRADLEY CHUBB	MIA.	6
Antoine Winfield Jr.	TB	6
3. Khalil Mack	LAC	5
Trent McDuffie	KC	5
5. Several tied		4

- His 12.0 sacks in 2018 led all NFL rookies that season:

NFL ROOKIE SACK LEADERS (2018)

PLAYER	TEAM	SACKS
1. BRADLEY CHUBB	DEN.	12.0
2. Shaquille Leonard	Ind.	7.0
3. Sam Hubbard	Cin.	6.0
4. B.J. Hill	NYG	5.5
5. Two tied		5.0

- His 12.0 sacks in 2018 set a Broncos rookie record:

BRONCOS ROOKIE SACK LEADERS

PLAYER	YEAR	SACKS
1. BRADLEY CHUBB	2018	12.0
2. Von Miller	2011	11.5
Rulon Jones	1980	11.5
4. Mike Croel	1991	10.0
5. Elvis Dumervil	2006	8.5

- Is a 2-time team captain (2022, 2025).

2025 (MIAMI):

- Started 1 game.
- 1 solo tackle and 1.0 sack
- Serves as team captain.

AT INDIANAPOLIS (9/7):

- 1 solo tackle and 1.0 sack.
- Sacked QB Daniel Jones for a loss of 10 yards to end the 1st quarter.

2024 (MIAMI):

- Missed the entire season after being placed on the Reserve/PUP list on Aug. 27.

HONORS:

- No. 62 on the NFL Network Top 100 list.

2023 (MIAMI):

- Started 16 games.
- Missed the rest of the season after being placed on injured reserve on Jan. 6, 2024.
- 73 tackles (45 solo), 11.0 sacks, 2 passes defended, 6 forced fumbles and 2 fumble recoveries.

AT NEW ENGLAND (9/17):

- 7 tackles (5 solo), 1.0 sack and 1 forced fumble.
- Forced a WR Demario Douglas fumble on 3rd-and-8 that was recovered by S DeShon Elliott.
- Sacked QB Mac Jones on 1st-and-10 for a loss of 8 in the 4th quarter on Miami's game-winning defensive stop.

AT PHILADELPHIA (10/22):

- 7 tackles (5 solo), 2.0 sacks and 1 forced fumble.
- Strip-sacked QB Jalen Hurts for a loss of 11 on 3rd-and-8 in the 1st quarter that was recovered by DT Christian Wilkins.
- Sacked QB Jalen Hurts for a loss of 3 in the 3rd quarter.

AT KANSAS CITY IN FRANKFURT (11/5):

- 3 tackles (2 solo), 1.0 sack, 1 pass defended and 1 forced fumble.
- Strip-sacked QB Patrick Mahomes for a loss of 12 yards on 3rd-and-20 that was recovered by DT Zach Sieler.
- It was his 5th straight game with a sack.
- VS. N.Y. JETS (12/17): 7 tackles (5 solo), 3.0 sacks, 2 forced fumbles and 1 fumble recovery.
- Helped the defense post a shutout and hold the Jets to the 2nd-fewest total yards allowed in Miami's history (103).

- Split a sack of QB Zach Wilson with DT Christian Wilkins and stripped the ball at the Jets 4-yard line, which was recovered by DT Zach Sieler.
- Sacked QB Zach Wilson for a loss of 10 yards in the 2nd quarter.
- Split a sack of QB Trevor Siemian with LB Andrew Van Ginkel for a loss of 10 yards in the 2nd quarter.
- Strip-sacked QB Trevor Siemian for a loss of 10 yards and recovered the fumble himself in the 4th quarter.

VS. DALLAS (12/24): 4 tackles (3 solo) and 1.5 sacks.

- Sacked QB Dak Prescott in the 1st quarter.
- Split a sack of QB Dak Prescott with LB Andrew Van Ginkel for a loss of 7 yards in the 4th quarter on a 1st-and-goal snap from the 1-yard line.
- Became the 1st Dolphins player since DE Cameron Wake in 2017 to record double-digit sacks in a season.

HONORS:

- Nat Moore Community Service Award.
- AFC Defensive Player of the Week (vs. N.Y. Jets, 12/17).

2022 (DENVER/MIAMI):

- Played in 8 games with 7 starts with Miami.
- Inactive for 1 game with Miami.
- 13 tackles (5 solo), 2.5 sacks and 1 forced fumble with Miami.
- Traded to Miami on Nov. 1.
- Started 8 games with Denver.
- 26 tackles (11 solo), 5.5 sacks, 1 pass defended and 2 forced fumbles with Denver.
- Served as a team captain for Denver.

AT SEATTLE (9/12): 5 tackles (4 solo), 2.0 sacks and 1 forced fumble.

- Strip-sacked QB Geno Smith on a 2nd-and-8 snap in the 4th quarter.
- Sacked QB Geno Smith for a loss of 10 on a 3rd-and-6 in the 4th quarter, forcing a punt.

VS. INDIANAPOLIS (10/6): 4 tackles (3 solo), 2.5 sacks and 1 forced fumble.

- Sacked QB Matt Ryan on a 3rd-and-12 in the 1st quarter, forcing a punt.
- Split a sack with LB Baron Browning of QB Matt Ryan on a 3rd-and-10 in the 4th quarter, forcing a punt.
- Strip-sacked QB Matt Ryan on a 1st-down play in the 4th quarter.

VS. HOUSTON (11/27): 2 tackles (1 solo), 1.0 sack and 1 forced fumble.

- Strip-sacked QB Kyle Allen on a 2nd-and-13 snap in the 2nd quarter.

POSTSEASON:

AFC WILD CARD AT BUFFALO (1/15): 1 solo tackle, 1.0 sack and 1 forced fumble.

- Strip-sacked QB Josh Allen on a 3rd-and-11 snap in the 4th quarter.

PRO BOWL:

- Selected to his 2nd Pro Bowl.

2021 (DENVER):

- Started 7 games.
- Inactive for 1 game.
- Missed 1 game on the Reserve/COVID-19 List.
- Missed 8 games after being placed on injured reserve on Sept. 22 and being activated on Nov. 27.

- 21 tackles (9 solo), 1 interception and 2 passes defended.

VS. CINCINNATI (12/19): 4 tackles (1 solo) and 1 pass defended.

AT LAS VEGAS (12/26): 5 tackles (1 solo), 1 interception and 1 pass defended.

- Intercepted a pass by QB Derek Carr near the end of the 1st half and returned it to the 1-yard line, setting up a Broncos TD.

VS. KANSAS CITY (1/8): 5 tackles (2 solo).

2020 (DENVER):

- Started 14 games.
- Inactive for 2 games.
- 42 tackles (26 solo), 7.5 sacks and 1 forced fumble.

AT N.Y. JETS (10/1): 5 tackles (3 solo) and 2.5 sacks.

- Split a sack with DE Shelby Harris of QB Sam Darnold for a loss of 8 yards on 3rd-and-5.
- Sacked QB Sam Darnold on a 3rd-and-4 snap in the 4th quarter, forcing a 54-yard field goal.
- Sacked QB Sam Darnold on a 4th-down play in the 4th quarter to help preserve the win.

AT NEW ENGLAND (10/18): 4 tackles (2 solo), 1.0 sack and 1 forced fumble.

- Strip-sacked QB Cam Newton on a 3rd-and-6 play in the 3rd quarter, forcing a punt.

VS. MIAMI (11/22): 5 tackles (4 solo) and 1.0 sack.

- Sacked QB Tua Tagovailoa on a 3rd-and-21 snap in the 3rd quarter, forcing a punt.

PRO BOWL:

- Selected to start his 1st Pro Bowl at OLB.

2019 (DENVER):

- Started 4 games.
- Missed the rest of the season after being placed on injured reserve on Oct. 1.
- 21 tackles (16 solo), 1.0 sack, 1 pass defended and 1 forced fumble.

VS. JACKSONVILLE (9/29): 7 tackles (4 solo), 1.0 sack and 1 forced fumble.

- Sacked QB Gardner Minshew on a 3rd-and-5 snap in the 2nd quarter, forcing a punt.
- Stripped QB Gardner Minshew on a 2nd-and-10 snap in the 4th quarter.

2018 (DENVER):

- Started all 16 games.
- 60 tackles (41 solo), 12.0 sacks, 1 pass defended, 2 forced fumbles and 1 fumble recovery.
- Set a Broncos rookie record and led all NFL rookies with 12.0 sacks.
- His 12.0 sacks were tied for 7th-most by a rookie in NFL history at the time.

VS. L.A. RAMS (10/14): 5 tackles (4 solo) and 3.0 sacks.

- Sacked QB Jared Goff twice on the same drive in the 2nd quarter, forcing a Rams punt.
- Sacked QB Jared Goff on 3rd-and-3 in the 4th quarter that led to a missed Rams field goal.

AT ARIZONA (10/18): 3 solo tackles, 2.0 sacks and 1 forced fumble.

- Strip-sacked QB Josh Rosen for a loss of 6 yards in the 4th quarter.

- Later in the same drive, sacked QB Josh Rosen on 4th down, turning the ball over on downs.
- AT SAN FRANCISCO (12/9):** 4 tackles (2 solo) and 2.0 sacks.
- Sacked QB Nick Mullens on 3rd-and-2 in the 2nd quarter, forcing a field goal.
 - Sacked QB Nick Mullens on a 3rd-and-15 play in the 3rd quarter.

HONORS:

- PFWA All-Rookie Team.
- NFL Rookie of the Month (October).

BEFORE THE NFL

COLLEGE (NC STATE):

- 4-year letterman (2014-17) and 3-year starter.

CAREER: Played in 49 games with 38 starts; 203 tackles (103 solo), 26.0 sacks, 1 interception, 4 passes defended and 2 forced fumbles; 2 blocked kicks.

- Finished his career as the school's all-time recordholder in sacks (26.0) and tackles for loss (60.0).

SENIOR (2017): Started 12 games; 73 tackles (40 solo), 10.0 sacks, 2 passes defended and 3 forced fumbles; 1 blocked kick.

- Won the Bronko Nagurski Trophy (nation's top defender).
- Won the Ted Hendricks Award (nation's top defensive end).
- Consensus 1st-team All-American.
- ACC Defensive Player of the Year.
- 1st-team All-ACC.
- Team captain.

JUNIOR (2016): Started all 13 games; 58 tackles (33 solo), 10.0 sacks, 1 pass defended and 2 forced fumbles.

- 3rd-team All-ACC.
- Team captain.

SOPHOMORE (2015): Started all 13 games; 69 tackles (29 solo), 5.5 sacks, 1 interception, 1 pass defended, 3 forced fumbles; 1 blocked kick.

TRUE FRESHMAN (2014): Played in 11 games; 3 tackles (1 solo).

HIGH SCHOOL (HILLGROVE HS – POWDER SPRINGS, GA.)

- Played defensive end.

OFF THE FIELD

COMMUNITY:

2024:

- Led initiatives to provide holiday cheer through the Chubb Foundation in South Florida, providing holiday gifts for patients at a local children's hospital and the youth at the Leo Goodwin Foundation Teen Center at the Boys & Girls Clubs of Broward County.

- In August, 50 youth from the Boys & Girls Clubs at training camp and surprised them with a backpack giveaway for the start of the school year.
- In July, hosted a financial literacy clinic series at the Boys & Girls Club of Broward County Teen Center.
- In July, as part of cohesive back-to-school initiatives of the Chubb Foundation, donated more than 800 backpacks for children in the Atlanta Metropolitan Area.
- In June and July, hosted free football camps for children in his home state of Georgia and in Miami.

2023:

- Co-hosted a holiday toy giveaway with teammate Jaelan Phillips at the Lester H. White NFL YET Center Boys & Girls Club, providing gifts and meals from Reggae Beats, a Miami Dolphins minority-owned restaurant partner.
- Partnered with the South Florida Motorsports "F1 in Schools" program to provide mentorship and financial support for students in the SEEK Foundation's STEM program at Bunche Park in Miami Gardens.
- Throughout the season, hosted visits and mentorship events with local Boys & Girls Clubs, Big Brothers Big Sisters and the Overtown Youth Center.
- Visited pediatric patients in local hospitals and surprised them with holiday gifts.

2022:

- Co-hosted a holiday toy giveaway with teammate Jaelan Phillips at the Jim & Jan Moran Boys & Girls Club of Broward County, providing toys for 250 kids and meals from Troy's BBQ.
- Visited Baptist Health South Florida to surprise eight patients and their families with holiday gifts.
- Along with defensive teammates, hosted a Thanksgiving dinner at Hard Rock Stadium for 100 kids from Big Brothers Big Sisters of Broward and Miami.

PERSONAL:

- Father, Aaron, played linebacker at Georgia and was a 12th-round pick by New England in the 1989 NFL Draft.
- Brother, Brandon, signed with the L.A. Rams as an undrafted college free agent linebacker in 2016 but did not appear in a game. He currently serves as the Player Director for the NFLPA.
- Cousin, Nick Chubb, plays running back for the Cleveland Browns.
- **MAJOR:** Sociology.

BRADLEY CHUBB'S NFL REGULAR SEASON STATS															
YEAR	TEAM	GP	GS	TACKLES					INTERCEPTIONS					FUMBLES	
				TOT	SOLO	ASST	SK	YDS	INT	YDS	LG	TD	PD	FF	FR
2018	DENVER	16	16	60	41	19	12.0	83.0	0	0	-	0	1	2	1
2019	DENVER	4	4	21	16	5	1.0	7.0	0	0	-	0	1	1	0
2020	DENVER	14	14	42	26	16	7.5	50.0	0	0	-	0	0	1	0
2021	DENVER	7	7	21	9	12	0.0	0.0	1	21	21	0	2	0	0
2022	DENVER	8	8	26	15	11	5.5	43.5	0	0	-	0	1	2	0
	MIAMI	8	7	13	5	8	2.5	21.0	0	0	-	0	0	1	0
2023	MIAMI	16	16	73	45	28	11.0	84.0	0	0	-	0	2	6	2
2024	MIAMI			RESERVE/PUP											
2025	MIAMI	1	1	1	1	0	1.0	10.0	0	0	-	0	0	0	0
NFL TOTALS		74	73	257	158	99	40.5	298.5	1	21	21	0	7	13	3

BRADLEY CHUBB'S NFL PLAYOFF STATS															
YEAR	TEAM	GP	GS	TACKLES					INTERCEPTIONS					FUMBLES	
				TOT	SOLO	ASST	SK	YDS	INT	YDS	LG	TD	PD	FF	FR
2022	MIAMI	1	0	1	1	0	1.0	7.0	0	0	-	0	0	1	0
PLAYOFF TOTALS		1	0	1	1	0	1.0	7.0	0	0	-	0	0	1	0

SINGLE-GAME CAREER HIGHS		
Tackles:	7	7 times, last: vs. N.Y. Jets, 12/17/23
Sacks:	3.0	Twice, last: vs. N.Y. Jets, 12/17/23
Passes Defensed:	1	7 times, last: vs. Tennessee, 12/11/23
Forced Fumbles:	2	vs. N.Y. Jets, 12/17/23
Fumble Recoveries:	1	3 times, last: vs. N.Y. Jets, 12/17/23

CHUBB'S MULTI-SACK GAMES (9)			
DATE	OPPONENT	SACKS	YARDS
10/14/18	L.A. RAMS	3.0	16.0
10/18/18	at Arizona	2.0	14.0
12/09/18	at San Francisco	2.0	14.0
10/01/20	at N.Y. Jets	2.5	24.0
09/12/22	at Seattle	2.0	18.0
10/06/22	INDIANAPOLIS	2.5	13.5
10/22/23	at Philadelphia	2.0	13.0
12/17/23	N.Y. JETS	3.0	34.0
12/24/23	DALLAS	1.5	3.5



NFL CAREER

TRANSACTIONS:

- Signed to a reserve/future contract with Miami on Jan. 15, 2024.
- Signed to Miami's practice squad on Aug. 30, 2023.
- Waived by Miami on Aug. 29, 2023.
- Signed by Miami as an undrafted college free agent on May 13, 2022.

CAREER HIGHLIGHTS:

- Played in 25 career games with 1 start.
- 5 receptions for 36 yards (7.2 avg.).
- 3 solo special teams tackles.

2025 (MIAMI):

- Played in 1 game.
- 2 receptions for 20 yards (10.0 avg.).

AT INDIANAPOLIS (9/7): 2 receptions for 20 yards (10.0 avg.).

2024 (MIAMI):

- Played in 8 games with 1 start.
- Inactive for 1 game.
- Missed the remainder of the season after being placed on injured reserve on Nov. 12.
- 3 receptions for 16 yards (5.3 avg.).
- 3 solo special teams tackles.

AT SEATTLE (9/22): 1 reception for 1 yard; 1 solo special teams tackle.

- Made his 1st career start.

VS. TENNESSEE (9/30): 2 receptions for 15 yards (7.5 avg.).

2023 (MIAMI):

- Played in 3 games.
- Spent 14 games on Miami's practice squad.

2022 (MIAMI):

- Played in 13 games.
- Inactive for 4 games.

AT BALTIMORE (9/18): Played but did not record any stats.

- Made his NFL debut.

POSTSEASON:

AFC WILD CARD AT BUFFALO (1/15): Inactive.

BEFORE THE NFL

COLLEGE (IDAHO STATE):

- 5-year letterman (2017-21).
- Played wide receiver.
- Also earned all-conference honors in track and field.

CAREER: Played in 47 games; 136 receptions for 2,384 yards (17.5 avg.) and 15 TDs; 4 carries for 39 yards (9.8 avg.).

GRADUATE (FALL 2021): Played in all 11 games; 42 receptions for 735 yards (17.5 avg.) and 4 TDs; 4 carries for 39 yards (9.8 avg.).

- 2nd-team All-Big Sky.

SENIOR (SPRING 2021): Played in all 6 games; 34 receptions for 685 yards (20.1 avg.) and 3 TDs.

- 1st-team All-Big Sky.

JUNIOR (2019): Played in 11 games; 47 receptions for 792 yards (16.9 avg.) and 8 TDs.

- Honorable mention All-Big Sky.

SOPHOMORE (2018): Played in 8 games; 5 receptions for 79 yards (15.8 avg.).

REDSHIRT FRESHMAN (2017): Played in 11 games; 8 receptions for 93 yards (11.6 avg.).

- Redshirted in 2016.

HIGH SCHOOL (KENTRIDGE HS – KENT, WASH.):

- Also lettered in basketball and track.
- Won state title in 300-meter hurdles.
- Played wide receiver and defensive back.

SENIOR (2015):

- 1st-team all-league at defensive back.
- 2nd-team all-league at wide receiver.

OFF THE FIELD

PERSONAL:

- **GRADUATE DEGREE:** Athletic administration.
- **MAJOR:** Criminology with a minor in psychology.

TANNER CONNER'S NFL REGULAR SEASON STATS											
YEAR	TEAM	GP	GS	RECEIVING				RUSHING			
				REC	YDS	AVG	LG	TD	ATT	YDS	AVG
2022	MIAMI	13	0	0	0	0.0	-	0	0	0	0.0
2023	MIAMI	3	0	0	0	0.0	-	0	0	0	0.0
2024	MIAMI	8	1	3	16	5.3	11	0	0	0	0.0
2025	MIAMI	1	0	2	20	10.0	14	0	0	0	0.0
NFL TOTALS		25	1	5	36	7.2	14	0	0	0	0.0

ADDITIONAL STATS

Special Teams Tackles: (Miami) 3 in 2024.

SINGLE-GAME CAREER HIGHS

Receptions: 2 at Indianapolis, 9/7/25

Receiving Yards: 20 at Indianapolis, 9/7/25

2022 GAME-BY-GAME STATS (MIAMI)						
DATE	OPPONENT	P/S	REC	YDS	AVG	LG TD
09/11	NEW ENGLAND		INACTIVE			
09/18	at Baltimore	1/0	0	0	0.0	- 0
09/25	BUFFALO	1/0	0	0	0.0	- 0
09/29	at Cincinnati	1/0	0	0	0.0	- 0
10/09	at N.Y. Jets	1/0	0	0	0.0	- 0
10/16	MINNESOTA	1/0	0	0	0.0	- 0
10/23	PITTSBURGH	1/0	0	0	0.0	- 0
10/30	at Detroit	1/0	0	0	0.0	- 0
11/06	at Chicago	1/0	0	0	0.0	- 0
11/13	CLEVELAND	1/0	0	0	0.0	- 0
11/27	HOUSTON	1/0	0	0	0.0	- 0
12/04	at San Francisco	1/0	0	0	0.0	- 0
12/11	at L.A. Chargers	1/0	0	0	0.0	- 0
12/17	at Buffalo	1/0	0	0	0.0	- 0
12/25	GREEN BAY		INACTIVE			
01/01	at New England		INACTIVE			
01/08	N.Y. JETS		INACTIVE			
2022 TOTALS		13/0	0	0	0.0	- 0
DATE	OPPONENT	P/S	REC	YDS	AVG	LG TD
01/15	at Buffalo*		INACTIVE			

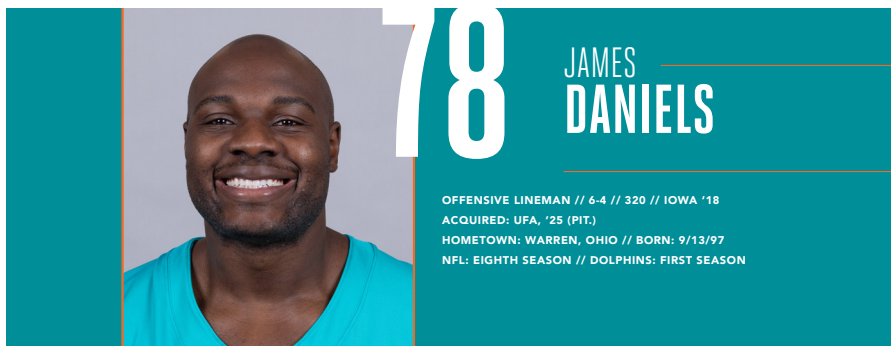
* AFC Wild Card game

2023 GAME-BY-GAME STATS (MIAMI)						
DATE	OPPONENT	P/S	REC	YDS	AVG	LG TD
09/10	at L.A. Chargers		PRACTICE SQUAD			
09/17	at New England		PRACTICE SQUAD			
09/24	DENVER		PRACTICE SQUAD			
10/01	at Buffalo		PRACTICE SQUAD			
10/08	N.Y. GIANTS		PRACTICE SQUAD			
10/15	CAROLINA	1/0	0	0	0.0	- 0
10/22	at Philadelphia	1/0	0	0	0.0	- 0
10/29	NEW ENGLAND		PRACTICE SQUAD			
11/05	at Kansas City		PRACTICE SQUAD			
11/19	LAS VEGAS		PRACTICE SQUAD			
11/24	at N.Y. Jets		PRACTICE SQUAD			
12/03	at Washington	1/0	0	0	0.0	- 0
12/11	TENNESSEE		PRACTICE SQUAD			
12/17	N.Y. JETS		PRACTICE SQUAD			
12/24	DALLAS		PRACTICE SQUAD			
12/31	at Baltimore		PRACTICE SQUAD			
01/07	BUFFALO		PRACTICE SQUAD			
2023 TOTALS		3/0	0	0	0.0	- 0
DATE	OPPONENT	P/S	REC	YDS	AVG	LG TD
01/13	at Kansas City*		PRACTICE SQUAD			

* AFC Wild Card game

2024 GAME-BY-GAME STATS (MIAMI)						
DATE	OPPONENT	P/S	REC	YDS	AVG	LG TD
09/08	JACKSONVILLE	1/0	0	0	0.0	- 0
09/12	BUFFALO	1/0	0	0	0.0	- 0
09/22	at Seattle	1/1	1	1	1.0	1 0
09/30	TENNESSEE	1/0	2	15	7.5	11 0
10/06	at New England	1/0	0	0	0.0	- 0
10/20	at Indianapolis	1/0	0	0	0.0	- 0
10/27	ARIZONA		INACTIVE			
11/03	at Buffalo	1/0	0	0	0.0	- 0
11/11	at L.A. Rams	1/0	0	0	0.0	- 0
11/17	LAS VEGAS		INJURED RESERVE			
11/24	NEW ENGLAND		INJURED RESERVE			
11/28	at Green Bay		INJURED RESERVE			
12/08	N.Y. JETS		INJURED RESERVE			
12/15	at Houston		INJURED RESERVE			
12/22	SAN FRANCISCO		INJURED RESERVE			
12/29	at Cleveland		INJURED RESERVE			
01/05	at N.Y. Jets		INJURED RESERVE			
2024 TOTALS		8/1	3	16	5.3	11 0

2025 GAME-BY-GAME STATS (MIAMI)						
DATE	OPPONENT	P/S	REC	YDS	AVG	LG TD
09/07	at Indianapolis	1/0	2	20	10.0	14 0
09/14	NEW ENGLAND					
09/18	at Buffalo					
09/29	N.Y. JETS					
10/05	at Carolina					
10/12	L.A. CHARGERS					
10/19	at Cleveland					
10/26	at Atlanta					
10/30	BALTIMORE					
11/09	BUFFALO					
11/16	WASHINGTON					
11/30	NEW ORLEANS					
12/07	at N.Y. Jets					
12/15	at Pittsburgh					
12/21	CINCINNATI					
12/28	TAMPA BAY					
TBD	at New England					
2025 TOTALS		1/0	2	20	10.0	14 0



NFL CAREER

TRANSACTIONS:

- Signed by Miami as an unrestricted free agent from Pittsburgh on March 13, 2025.
- Signed by Pittsburgh on March 17, 2022.
- 2nd-round pick (39th overall) by Chicago in the 2018 NFL Draft.

CAREER HIGHLIGHTS:

- Played in 91 career games with 85 starts – 23 at left guard, 8 at center and 54 at right guard.
- 4 miscellaneous tackles.
- 1 miscellaneous fumble recovery.
- Started 2 postseason games – 1 with Chicago and 1 with Pittsburgh.

2025 (MIAMI):

- Started 1 game at right guard.

AT INDIANAPOLIS (9/7):

- Made his Dolphins debut.

2024 (PITTSBURGH):

- Started 4 games at right guard.
- Missed the rest of the season after being placed on injured reserve on Oct. 1.

VS. L.A. CHARGERS (9/22):

- Helped the Steelers total 346 yards of offense including 114 rushing yards, marking Pittsburgh's 3rd-straight win with 100-plus rushing yards.

2023 (PITTSBURGH):

- Started 15 games at right guard.
- Inactive for 2 games.
- 1 miscellaneous tackle.

VS. GREEN BAY (11/12):

- Helped total a season-high 205 rushing yards.
- Paved the way for RB Jaylen Warren (101) and RB Najee Harris (82) to each rush for 80-plus yards, the 1st time since 2014 the Steelers had 2 players with 80-plus rushing yards in the same game.

VS. CINCINNATI (12/23):

- Started at right guard.
- Helped the offense total 34 points and 397 yards of offense.

AT SEATTLE (12/31):

- Started at right guard.
- Helped the Steelers total a season-high 486 yards of offense and 202 rushing yards.

- Marked the 1st time since 2014 that Pittsburgh rushed for more than 200 yards twice in a single season.

POSTSEASON:

AFC WILD CARD AT BUFFALO (1/15):

Started at right guard.

2022 (PITTSBURGH):

- Started all 17 games at right guard.

VS. NEW ORLEANS (11/13):

- Started at right guard.
- Helped block for an offense that totaled 379 yards with 217 rushing yards.
- It was Pittsburgh's most rushing yards in a game since Dec. 11, 2016 vs. Buffalo (240).

AT ATLANTA (12/4):

- Started at right guard.
- Helped the Pittsburgh offense total 351 yards while not allowing a sack.

VS. BALTIMORE (1/1):

- Started at right guard.
- Helped the Steelers rush for 198 yards, including 111 rushing yards for RB Najee Harris.

2021 (CHICAGO):

- Started all 17 games at right guard.
- 1 miscellaneous tackle.

VS. CINCINNATI (9/19):

- Started at right guard.
- Helped Chicago rush for 123 yards, marking the 8th-consecutive regular season game with 100-plus rushing yards.

VS. DETROIT (10/3):

- Started at right guard.
- Blocked for an offense that totaled 373 yards with 188 rushing yards and 3 rushing TDs.

VS. SAN FRANCISCO (10/31):

- Started at right guard.
- Paved the way for QB Justin Fields to rush for 103 yards, becoming the 2nd QB in Bears history to rush for 100-plus yards in a game.

2020 (CHICAGO):

- Started 5 games at left guard.
- Missed the rest of the season after being placed on injured reserve on Oct. 14.

AT ATLANTA (9/27):

- Started at left guard.
- Blocked for a Chicago offense that recorded 30 points, 307 passing yards and 130 rushing yards.
- Played a key role in the 4th quarter, protecting QB Nick Foles who threw for 154 yards and 3 TDs while outscoring Atlanta 20-0 en route to a come from behind victory.

2019 (CHICAGO):

- Started all 16 games – 8 at left guard and 8 at center.

AT DENVER (9/15): Started at center.

- Helped the Bears rush for 153 yards while allowing no sacks in a win over the Broncos.

AT MINNESOTA (12/29): Started at left guard.

- Helped block for an offense that totaled 158 rushing yards.

2018 (CHICAGO):

- Played in all 16 games with 10 starts at left guard.
- 2 miscellaneous tackles.
- 1 miscellaneous fumble recovery.

AT GREEN BAY (9/9): Played but did not record any stats.

- Made his NFL debut.

VS. N.Y. JETS (10/28): Started at left guard.

- Helped block for an offense that totaled 395 yards with 179 on the ground.
- Made his 1st NFL start.

VS. GREEN BAY (12/16): Started at left guard.

- Helped the team total 332 yards of offense and clinch the NFC North division title.

POSTSEASON:

NFC WILD CARD VS. PHILADELPHIA (1/6): Started at left guard.

BEFORE THE NFL

COLLEGE (IOWA):

- 3-year letterman (2015-17) and 2-year starter.

CAREER: Played in 37 games with 25 starts – 23 at center and 2 at left guard.

- Also saw playing time at tackle.

JUNIOR (2017): Started 12 games at center.

- All-Big Ten honorable mention.

SOPHOMORE (2016): Started 11 games at center.

- 3rd-team All-Big Ten.

TRUE FRESHMAN (2015): Played in all 14 games with 2 starts at left guard.

- Helped the Hawkeyes to a 12-2 record, Big Ten East division title and berth in the Rose Bowl.

HIGH SCHOOL (WARREN G. HARDING HS – WARREN, OHIO)

- Also participated in track and field.

SENIOR (2014):

- 1st-team All-Northeast Ohio and Honorable mention all-state.

- Served as team captain.

JUNIOR (2013):

- Honorable mention all-state.

OFF THE FIELD

PERSONAL:

- **MAJOR:** Health and human physiology.
- Cousin of former Dolphins wide receiver Chris Chambers (2001-07). Chambers ranks 4th in franchise history in receiving yards (5,688), receiving TDs (43) and 5th in receptions (405).
- Father, LeShun Sr., played offensive line for Ohio State (1992-96) and the Minnesota Vikings (1997).
- Brother, LeShun Jr., played running back alongside Daniels at Iowa for two seasons (2015-16) and spent time with the Patriots (2017), Chargers (2017), Commanders (2017) and Packers (2018).

JAMES DANIELS' NFL REGULAR SEASON STATS

GAMES/STARTS: (Chicago) 2018: 16/10, 2019: 16/16, 2020: 5/5, 2021: 17/17, (Pittsburgh) 2022: **NFL TOTALS: 91/85**
17/17, 2023: 15/15, 2024: 4/4, (Miami) 2025: 1/1

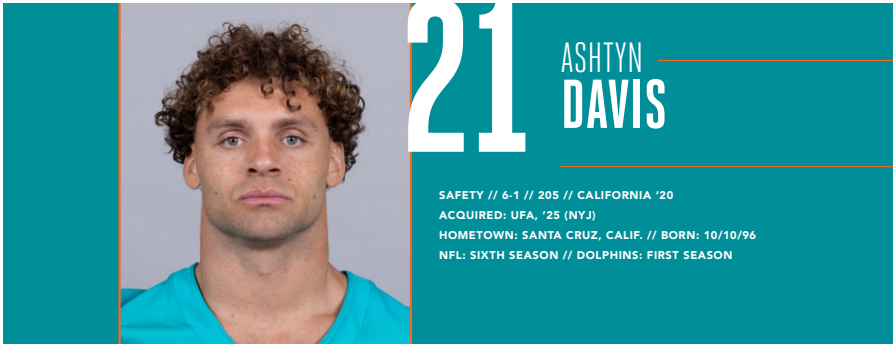
JAMES DANIELS' NFL PLAYOFF STATS

GAMES/STARTS: (Chicago) 2018: 1/1, (Pittsburgh) 2023: 1/1 **PLAYOFF TOTALS: 2/2**

ADDITIONAL STATS

Miscellaneous Tackles: (Chicago) 2 in 2018, 1 in 2021, (Pittsburgh) 1 in 2023 for total of 4.

Miscellaneous Fumble Recoveries: (Chicago) 1 in 2018.



NFL CAREER

TRANSACTIONS:

- Signed by Miami as an unrestricted free agent from the N.Y. Jets on March 13, 2025.
- 3rd-round pick (68th overall) by the N.Y. Jets in the 2020 NFL Draft.

CAREER HIGHLIGHTS:

- Played in 70 games with 22 starts.
- 155 tackles (106 solo), 0.5 sack, 8 interceptions, 15 passes defended, 3 forced fumbles and 3 fumble recoveries.
- 21 special teams tackles (14 solo), 1 forced fumble and 1 fumble recovery.
- 2 kickoff returns for 43 yards (21.5 avg.).
- 4 carries for 26 yards (6.5 avg.).
- Since the 2021 season, averages an interception or fumble recovery every 150.1 defensive snaps, the 3rd-best mark in the NFL:

DEFENSIVE SNAPS PER TAKEAWAY SINCE 2021 (min. 1,000 snaps)

PLAYER	TEAM	SNAPS	TAs	SNP/TA
1. DaRon Bland	Dal.	1,955	15	139.6
2. C.J. Gardner-Johnson	NO/Det./ Phi./Hou.	2,386	16	149.1
3. ASHTYN DAVIS	NYJ/MIA	1,201	11	150.1
4. Kerby Joseph	Det.	2,756	18	162.1
5. Trevon Diggs	Dal.	2,794	18	164.4

2025 (MIAMI):

- Played in 1 game.
- 1 solo tackle.

AT INDIANAPOLIS (9/7): 1 solo tackle.

- Made his Dolphins debut.

2024 (N.Y. JETS):

- Played in 15 games with 1 start.
- Inactive for 2 games.
- 32 tackles (24 solo), 2 interceptions, and 2 passes defended.
- 3 special teams tackles (1 solo).
- 1 carry for 21 yards.

VS. BUFFALO (10/14): 9 tackles (6 solo).

AT JACKSONVILLE (12/15): 1 special teams tackle; 1 carry for 21 yards.

- Converted a fake punt on 4th-and-5 in the 1st quarter with a 21-yard run.

VS. MIAMI (1/5): 9 tackles (8 solo), 2 interceptions

and 2 passes defended.

- Intercepted QB Tyler Huntley in the red zone with 7:57 remaining in the 2nd quarter.
- Intercepted QB Tyler Huntley in the end zone and returned it 18 yards in the 2nd quarter.

2023 (N.Y. JETS):

- Played in all 17 games with 5 starts.
- 25 tackles (14 solo), 3 interceptions, 8 passes defended and 2 fumble recoveries.
- 12 special teams tackles (9 solo), 1 special teams forced fumble and 1 special teams fumble recovery.
- 2 carries for 3 yards (1.5 avg.).

VS. KANSAS CITY (10/1): 1 solo tackle, 1 interception and 1 pass defended; 1 special teams tackle.

- Intercepted QB Patrick Mahomes with 9:50 remaining in the 2nd quarter to set up a Jets TD.

AT BUFFALO (11/19): 1 interception and 1 pass defended.

- Intercepted QB Josh Allen and returned it 51 yards on the final play of the 1st half.
- It was the longest interception return by a Jets player since S Jamal Adams returned an interception 61 yards at New England on Sept. 22, 2019.

VS. MIAMI (12/3): 2 solo tackles, 1 pass defended and 1 fumble recovery; 2 solo special teams tackles.

- Recovered a fumble by QB Tua Tagovailoa in the 4th quarter, setting up a Jets TD on the ensuing drive.

AT NEW ENGLAND (1/7): 5 tackles (3 solo), 1 interception and 3 passes defended.

- Intercepted QB Bailey Zappe with 3:00 left in the game.

2022 (N.Y. JETS):

- Played in 14 games.
- Inactive for 3 games.
- 1 interception and 1 pass defended.
- 5 special teams tackles (3 solo).
- 1 carry for 2 yards.

AT CLEVELAND (9/18): 1 interception and 1 pass defended; 1 special teams tackle.

- Intercepted QB Jacoby Brissett and returned it 14 yards with 0:13 left in the game to seal the victory for the Jets.

VS. BUFFALO (11/6): 1 carry for 2 yards.
• Converted a fake punt on 4th-and-1 with 12:15 remaining in the 3rd quarter.

2021 (N.Y. JETS):

- Played in 13 games with 10 starts.
- Missed the first 3 games of the season after being placed on injured reserve on Sept. 1 and activated on Oct. 2.
- Missed 1 game on the Reserve/COVID-19 list.
- 62 tackles (43 solo), a 0.5 sack, 2 interceptions, 3 passes defended and 3 forced fumbles.

AT INDIANAPOLIS (11/4): 9 tackles (7 solo) and 2 forced fumbles.

- Forced RB Jonathan Taylor to fumble with 11:03 remaining in the 2nd quarter but was recovered by Indianapolis.
- Forced WR Michael Pittman Jr. to fumble with 9:30 remaining in the 2nd quarter but was recovered by Indianapolis.

VS. BUFFALO (11/14): 5 tackles (4 solo) and 1 forced fumble.

- Forced RB Matt Breida to fumble, which was recovered by CB Michael Carter II with 11:07 left in the game.

AT MIAMI (12/19): 8 tackles (3 solo), 1 interception and 1 pass defended.

- Intercepted QB Tua Tagovailoa and returned 18 yards to the Miami 25-yard line with 7:02 remaining in the 1st quarter.

2020 (N.Y. JETS):

- Played in 10 games with 6 starts.
- Missed the rest of the season after being placed on injured reserve on Dec. 12.
- Inactive for 2 games.
- 35 tackles (24 solo), 1 pass defended and 1 fumble recovery.
- 1 solo special teams tackle.
- 2 kickoff returns for 43 yards (21.5 avg.).

AT BUFFALO (9/13): 1 solo special teams tackle; 1 kick return for 16 yards.

- Made his NFL debut.

VS. SAN FRANCISCO (9/20): 1 kickoff return for 27 yards.

- Made his 1st NFL start.

AT L.A. CHARGERS (11/22): 12 tackles (10 solo) and 1 fumble recovery.

- Recovered a fumble by WR Keenan Allen at the 1-yard line to prevent a Chargers TD with 3:33 remaining in the 1st quarter.

BEFORE THE NFL

COLLEGE (CALIFORNIA):

- 4-year letterman (2016-19) and 3-year starter.
- Walked on to the football and track and field teams.
- Also was a 4-time All-American, 2-time MPSF champion and Pac-12 champion in track and field.

CAREER: Played in 49 games with 33 starts; 171 tackles (104 solo), 7 interceptions, 19 passes defended, 3 forced fumbles and 3 fumble recoveries; 1 interception returned for a TD; 70 kick returns for 1,604 yards (22.9 avg.) and 1 TD; 2 punt returns for 33 yards (16.5 avg.).

REDSHIRT SENIOR (2019): Started 11 games; 57 tackles (33 solo), 2 interceptions, 6 passes defended, 2 forced fumbles and 1 fumble recovery; 7 kick returns for 149 yards (21.3 avg.); 2 punt returns for 33 yards (16.5 avg.).

- 2nd-team All-Pac-12.
- Finalist for the Burlsworth Trophy, awarded to the best player who began their collegiate career as a walk-on.

REDSHIRT JUNIOR (2018): Started all 13 games; 56 tackles (37 solo), 4 interceptions, 9 passes defended and 1 fumble recovery; 1 interception returned for a TD 24 kick returns for 629 yards (26.2 avg.) and 1 TD.

- Honorable mention All-Pac-12.

REDSHIRT SOPHOMORE (2017): Played in all 12 games with 6 starts; 33 tackles (20 solo), 1 interception and 1 pass defended; 39 kick returns for 826 yards (21.2 avg.).

REDSHIRT FRESHMAN (2016): Played in all 12 games; 25 tackles (14 solo), 3 passes defended and 1 forced fumble.

- Redshirted in 2015.

HIGH SCHOOL (SANTA CRUZ HS – SANTA CRUZ, CALIF.)

- Played running back and defensive back.
- Also ran track.

SENIOR (2013): Totaled 759 rushing yards and 10 total TDs; 57 tackles, 2 interceptions, 3 forced fumbles and 2 fumble recoveries.

- Served as team captain.

OFF THE FIELD

PERSONAL:

- **MAJOR:** Legal studies and social welfare.

ASHTYN DAVIS' NFL REGULAR SEASON DEFENSIVE STATS

YEAR	TEAM	GP	GS	TACKLES					INTERCEPTIONS					FUMBLES	
				TOT	SOLO	ASST	SK	YDS	INT	YDS	LG	TD	PD	FF	FR
2020	N.Y. JETS	10	6	35	24	11	0.0	0.0	0	0	-	0	1	0	1
2021	N.Y. JETS	13	10	62	43	19	0.5	3.0	2	18	18	0	3	3	0
2022	N.Y. JETS	14	0	0	0	0	0.0	0.0	1	14	14	0	1	0	0
2023	N.Y. JETS	17	5	25	14	11	0.0	0.0	3	66	51	0	8	1	3
2024	N.Y. JETS	15	1	32	24	8	0.0	0.0	2	18	18	0	2	0	0
2025	MIAMI	1	0	1	1	0	0.0	0.0	0	0	-	0	0	0	0
TOTALS		70	22	155	106	49	0.5	3.0	8	116	51	0	15	4	4

ADDITIONAL STATS

Special Teams Tackles: (N.Y. Jets) 1 in 2020, 5 in 2022, 12 in 2023, 3 in 2024 for total of 21.

Special Teams Forced Fumbles: (N.Y. Jets) 1 in 2023.

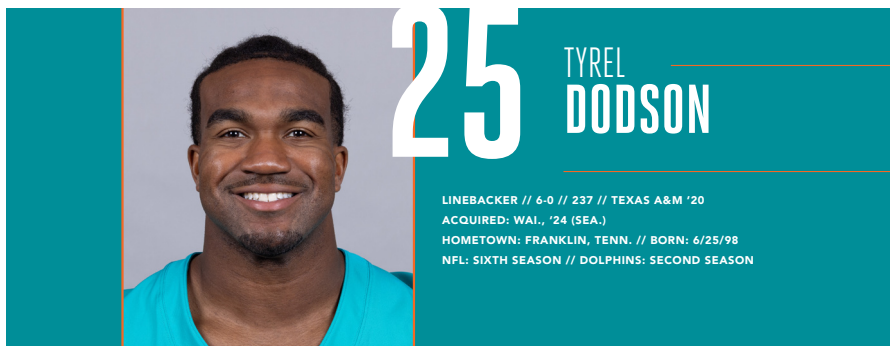
Special Teams Fumble Recoveries: (N.Y. Jets) 1 in 2023.

Rushes: (N.Y. Jets) 1 for 2 yards in 2022, 2 for 3 yards in 2023, 1 for 21 yards in 2024 for a total of 4 for 26 yards.

Kickoff Returns: (N.Y. Jets) 2 for 43 yards in 2020.

SINGLE-GAME CAREER HIGHS

Tackles:	12	at L.A. Chargers, 11/22/20
Sacks:	0.5	vs. New Orleans, 12/12/21
Interceptions:	2	vs. Miami, 1/5/25
Passes Defensed:	3	at New England, 1/7/24
Forced Fumbles:	2	at Indianapolis, 11/4/21
Fumble Recoveries:	1	4 times, last: vs. Washington, 12/24/23



LINEBACKER // 6-0 // 237 // TEXAS A&M '20
 ACQUIRED: WAI., '24 (SEA.)
 HOMETOWN: FRANKLIN, TENN. // BORN: 6/25/98
 NFL: SIXTH SEASON // DOLPHINS: SECOND SEASON

NFL CAREER

TRANSACTIONS:

- Awarded off waivers to Miami on Nov. 12, 2024.
- Waived by Seattle on Nov. 11, 2024.
- Signed by Seattle on March 15, 2024.
- Signed to a reserve/future contract with Buffalo on Jan. 5, 2020.
- Signed to Buffalo's practice squad Nov. 6, 2019.
- Waived by Buffalo on Nov. 4, 2019.
- Signed as an undrafted college free agent by Buffalo on May 9, 2019.

CAREER HONORS:

- AFC Defensive Player of the Week (at Cleveland, 12/29/24).

CAREER HIGHLIGHTS:

- Played in 77 career games with 28 starts.
- 248 tackles (156 solo), 6.5 sacks, 3 interceptions, 10 passes defended, 2 forced fumbles and 2 fumble recoveries.
- 15 special team tackles (11 solo).
- Played in 5 postseason games with 1 start with Buffalo.

2025 (MIAMI):

- Started 1 game.
- 13 tackles (6 solo).

AT INDIANAPOLIS (9/7): 13 tackles (6 solo).

2024 (SEATTLE/MIAMI):

- Played in 8 games with 3 starts with Miami.
- 36 tackles (18 solo), 3 interceptions and 4 passes defended with Miami.
- Started 9 games with Seattle.
- 71 tackles (41 solo), 2.0 sacks, 2 passes defended and 1 forced fumble with Seattle.

VS. NEW ENGLAND (11/24): 5 tackles (2 solo), 1 interception and 1 pass defended.

- Intercepted QB Drake Maye at the Miami 46-yard line with 5:19 remaining in the 4th quarter.
- It was the 1st interception of his career.

AT GREEN BAY (11/28): 10 tackles (5 solo).

AT CLEVELAND (12/29): 15 tackles (8 solo), 1 interception and 1 pass defended.

- Intercepted QB Dorian Thompson-Robinson at the 50-yard line with 4:41 remaining in the 2nd quarter.

- Became the 1st Dolphins player since at least 1994 to record 15 tackles and an interception in a single game.

AT N.Y. JETS (1/5): 4 tackles (3 solo), 1 interception and 2 passes defended.

- Intercepted QB Aaron Rodgers off a S Jevón Holland deflection and returned it 7 yards on the Jets' 1st offensive play of the 1st quarter.

HONORS:

- AFC Defensive Player of the Week (at Cleveland, 12/29).

2023 (BUFFALO):

- Played in 17 games with 10 starts.
- 70 tackles (53 solo), 2.5 sacks, 2 passes defended, 1 forced fumble and 1 fumble recovery.
- 4 solo special teams tackles.

VS. JACKSONVILLE (10/8): 5 tackles (4 solo), 1 pass defended and 1 fumble recovery.

- Recovered a QB Trevor Lawrence fumble, which was forced by DT Ed Oliver at the Buffalo 32-yard line in the 4th quarter.

AT CINCINNATI (11/5): 9 tackles (7 solo); 1 solo special teams tackle.

VS. N.Y. JETS (11/19): 7 tackles (6 solo), 1.0 sack and 1 forced fumble.

- Sacked QB Zach Wilson on 2nd-and-8 in the 3rd quarter.
- Forced WR Garrett Wilson to fumble, which was recovered by CB Rasul Douglas and returned to the Buffalo 39-yard line with 14:20 remaining in the game.

POSTSEASON:

AFC DIVISIONAL VS. KANSAS CITY (1/21): 8 tackles (1 solo).

2022 (BUFFALO):

- Played 16 games with 3 starts.
- Had 1 game cancelled.
- 28 tackles (19 solo), 1.0 sack and 1 fumble recovery.
- 4 special teams tackles (3 solo).

VS. TENNESSEE (9/19): 1 fumble recovery.

- Recovered a muffed punt at Tennessee's 20-yard line, which led to a Buffalo FG on the ensuing drive.

VS. PITTSBURGH (10/9): 11 tackles (4 solo) and 1.0 sack.

- Sacked QB Kenny Pickett for a loss of 3 yards on 2nd-and-3 in the 3rd quarter.

VS. CLEVELAND (11/20): 13 tackles (9 solo).

POSTSEASON:

AFC WILD CARD VS. MIAMI (1/15): 1 fumble recovery.

AFC DIVISIONAL VS. CINCINNATI (1/22): Played but did not record any stats.

2021 (BUFFALO):

- Played in 16 games.
- Missed 1 game on the Reserve/COVID-19 list.
- 10 tackles (8 solo).
- 5 special teams tackles (2 solo).

VS. MIAMI (10/31): 2 special teams tackles (1 solo).

VS. NEW ENGLAND (12/6): 5 tackles (4 solo).

POSTSEASON:

AFC WILD CARD VS. NEW ENGLAND (1/15): 2 special teams tackles (1 solo).

AFC DIVISIONAL AT KANSAS CITY (1/23): Played but did not record any stats.

2020 (BUFFALO):

- Played in 10 games with 2 starts.
- Missed 6 games after being placed on injured reserve on Oct. 23 and activated on Dec. 11.
- 20 tackles (11 solo), 1.0 sack and 2 passes defended.
- 2 solo special teams tackles.

VS. N.Y. JETS (9/13): 4 tackles (3 solo) and 1.0 sack.

- Made his NFL debut.
- Sacked QB Sam Darnold for a loss of 5 yards to end the 3rd quarter.
- It was the 1st sack of his career.

AT MIAMI (9/20): 7 tackles (5 solo) and 2 passes defended; 1 solo special teams tackle.

- Made his 1st career start.

AT TENNESSEE (10/13): 7 tackles (5 solo).

POSTSEASON:

AFC WILD CARD VS. INDIANAPOLIS (1/9): Inactive.

AFC DIVISIONAL VS. BALTIMORE (1/16): Inactive.

AFC CHAMPIONSHIP AT KANSAS CITY (1/24): Inactive.

2019 (BUFFALO):

- Missed the first 8 games of the season on the Reserve/Suspended list.
- Spent the rest of the season on Buffalo's practice squad.

BEFORE THE NFL

COLLEGE (TEXAS A&M):

- 3-year letterman (2016-18).

CAREER: Played in 39 games with 26 starts; 202 tackles (107 solo), 6.0 sacks, 4 interceptions, 15 passes defended, 2 fumble recoveries.

JUNIOR (2018): Started all 13 games; 70 tackles (42 solo), 0.5 sack, 1 interception, 4 passes defended, 1 fumble recovery.

SOPHOMORE (2017): Started all 13 games; 105 tackles (50 solo), 5.5 sacks, 3 interceptions and 11 passes defended.

TRUE FRESHMAN (2016): Played in 13 games; 27 tackles (15 solo) and 1 fumble recovery.

HIGH SCHOOL (CENTENNIAL HS – FRANKLIN, TENN.)

- Also played basketball.
- Played on both sides of the ball.
- Recorded 111 tackles, 8.0 sacks, 2 interceptions and 2 defensive TDs.
- Totaled over 500 receiving yards and 16 TDs.

OFF THE FIELD

PERSONAL:

- **MAJOR:** Business management.

TYREL DODSON'S NFL REGULAR SEASON STATS

YEAR	TEAM	GP	GS	TACKLES					INTERCEPTIONS					FUMBLES	
				TOT	SOLO	ASST	SK	YDS	INT	YDS	LG	TD	PD	FF	FR
2019	BUFFALO			PRACTICE SQUAD											
2020	BUFFALO	10	2	20	11	9	1.0	5.0	0	0	-	0	2	0	0
2021	BUFFALO	16	0	10	8	2	0.0	0.0	0	0	-	0	0	0	0
2022	BUFFALO	16	3	28	19	9	1.0	3.0	0	0	-	0	0	0	1
2023	BUFFALO	17	10	70	53	17	2.5	11.0	0	0	-	0	2	1	1
2024	SEATTLE	9	9	71	41	30	2.0	9.0	0	0	-	0	2	1	0
	MIAMI	8	3	36	18	18	0.0	0.0	3	7	7	0	4	0	0
2025	MIAMI	1	1	13	6	7	0.0	0.0	0	0	-	0.0	0	0	0
NFL TOTALS		77	28	248	156	92	6.5	28.0	3	7	7	0	10	2	2

TYREL DODSON'S NFL PLAYOFF STATS

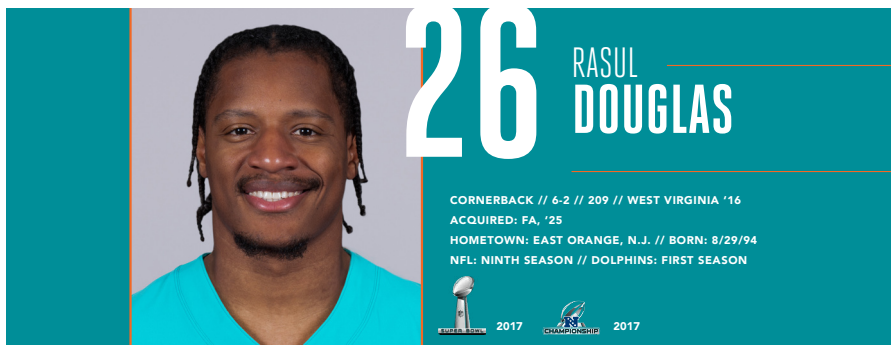
YEAR	TEAM	GP	GS	TACKLES					INTERCEPTIONS					FUMBLES	
				TOT	SOLO	ASST	SK	YDS	INT	YDS	LG	TD	PD	FF	FR
2021	BUFFALO	2	0	0	0	0	0.0	0.0	0	0	-	0	0	0	0
2022	BUFFALO	2	0	0	0	0	0.0	0.0	0	0	-	0	0	0	1
2023	BUFFALO	1	1	8	7	1	0.0	0.0	0	0	-	0	0	0	0
PLAYOFF TOTALS		5	1	8	7	1	0.0	0.0	0	0	-	0	0	0	1

ADDITIONAL STATS

Special Teams Tackles: (Buffalo) 2 in 2020, 5 in 2021, 4 in 2022, 4 in 2023 for a total of 15 (P-2).

SINGLE-GAME CAREER HIGHS

Tackles:	15	at Cleveland, 12/29/24
Sacks:	1.0	6 times, last: vs. N.Y. Giants, 10/6/24
Passes Defensed:	2	Twice, last: at N.Y. Jets, 1/5/25
Interceptions:	1	3 times, last: at N.Y. Jets, 1/5/25
Forced Fumbles:	1	Twice, last: at New England, 9/15/24
Fumble Recoveries:	1	vs. Jacksonville, 10/8/23



NFL CAREER

TRANSACTIONS:

- Signed by Miami on August 27, 2025.
- Traded from Green Bay to Buffalo on Oct. 31, 2024.
- Signed to Green Bay's active roster on Oct. 6, 2021.
- Signed to Arizona's practice squad on Sept. 3, 2021.
- Released by Houston on Aug. 31, 2021.
- Signed by Houston on Aug. 25, 2021.
- Released by Las Vegas on Aug. 23, 2021.
- Signed by Las Vegas on April 19, 2021.
- Awarded off waivers to Carolina on Sept. 6, 2020.
- Waved by Philadelphia on Sept. 5, 2020.
- 3rd-round pick (99th overall) by Philadelphia in the 2017 NFL Draft.

CAREER HIGHLIGHTS:

- Played in 121 career games with 80 starts.
- 426 tackles (346 solo), 2.0 sacks, 19 interceptions, 80 passes defended, 3 forced fumbles and 3 fumble recoveries; 3 interceptions returned for a TD.
- Played in 11 postseason games with 7 starts – 6 with Philadelphia, 1 with Green Bay and 4 with Buffalo.

2025 (MIAMI):

- Played in 1 game.
- 1 solo tackle and 1 pass defended.

AT INDIANAPOLIS (9/7): 1 solo tackle and 1 pass defended.

- Made his Dolphins debut.

2024 (BUFFALO):

- Started 15 games.
- Inactive for 2 games.
- 58 tackles (43 solo), 5 passes defended and 1 forced fumble.

AT BALTIMORE (9/29): 7 tackles (5 solo) and 1 forced fumble.

- Forced QB Lamar Jackson to fumble, which was recovered by LB Baylon Spector at the Buffalo 39-yard line with 2:35 remaining in the 2nd quarter.

AT N.Y. JETS (10/14): 5 tackles (4 solo) and 1 pass defended.

AT SEATTLE (10/27): 6 tackles (4 solo) and 1 pass defended.

POSTSEASON:

AFC WILD CARD VS. DENVER (1/12): 3 tackles (2 solo).

AFC DIVISIONAL VS. BALTIMORE (1/19): 6 tackles (4 solo).

AFC CHAMPIONSHIP AT KANSAS CITY (1/26): 7 tackles (6 solo).

2023 (GREEN BAY/BUFFALO):

- Played in 9 games with 8 starts with Buffalo.
- 29 tackles (21 solo), 1.0 sack, 4 interceptions, 8 passes defended and 2 fumble recoveries; 1 interception returned for a TD with Buffalo.
- Started in 7 games with Green Bay.
- 32 tackles (26 solo), 1 interception, 6 passes defended and 1 fumble recovery with Green Bay.

AT CHICAGO (9/10): 8 tackles (6 solo), 1 pass defended and 1 fumble recovery.

- Recovered a QB Justin Fields fumble with 5:08 remaining in the 3rd quarter.

AT ATLANTA (9/17): 4 solo tackles, 1 interception and 2 passes defended.

- Intercepted QB Desmond Ridder on Atlanta's first possession of the game.

VS. DENVER (11/13): 6 tackles (5 solo) and 1 fumble recovery.

- Recovered a WR Cortland Sutton fumble at the Buffalo 46-yard line in the 3rd quarter.

VS. N.Y. JETS (11/19): 4 tackles (2 solo), 2 interceptions, 3 passes defended and 1 fumble recovery.

- Intercepted QB Zach Wilson and returned it 8 yards to the Jets' 22-yard line in the 2nd quarter.
- Recovered a WR Garrett Wilson fumble and returned it to the Buffalo 39-yard line in the 4th quarter.

- Intercepted QB Tim Boyle with 2:36 remaining in the game to cement Buffalo's victory.

VS. NEW ENGLAND (12/31): 2 tackles (1 solo), 2 interceptions and 3 passes defended; 1 interception returned for a TD.

- Intercepted a pass from QB Bailey Zappe and returned it to the New England 14-yard line with 8:41 remaining in the 1st quarter.
- Intercepted QB Bailey Zappe and returned it 40 yards for a TD with 12:47 remaining in the 2nd quarter.

POSTSEASON:

AFC DIVISIONAL VS. KANSAS CITY (1/21): 2 tackles (1 solo) and 1 forced fumble.

- Forced WR Mecole Hardman Jr. to fumble, but was recovered by Kansas City in the 2nd quarter.

2022 (GREEN BAY):

- Played in all 17 games with 12 starts.
- 76 tackles (63 solo), 1.0 sack, 4 interceptions, 13 passes defended and 1 forced fumble.
- 9 special teams tackles (6 solo).

AT TAMPA BAY (9/25): 8 solo tackles and 2 passes defended.

AT WASHINGTON (10/23): 10 tackles (5 solo) and 3 passes defended.

AT BUFFALO (10/30): 5 solo tackles, 1 interception and 1 pass defended.

- Intercepted QB Josh Allen with 12:46 remaining in the 4th quarter.

AT PHILADELPHIA (11/27): 8 tackles (6 solo) and 1 pass defended.

AT MIAMI (12/25): 3 solo tackles, 1 interception and 2 passes defended.

- Intercepted QB Tua Tagovailoa to seal Green Bay's victory with 1:34 remaining in the game.

2021 (ARIZONA/GREEN BAY):

- Played in 12 games with 9 starts with Green Bay.
- Inactive for 1 game with Green Bay.
- 52 tackles (48 solo), 3.0 sacks, 5 interceptions, 13 passes defended and 1 forced fumble with Green Bay.
- 5 special teams tackles (4 solo) with Green Bay.
- Spent 4 games on Arizona's practice squad.

VS. WASHINGTON (10/24): 4 solo tackles, 1 pass defended and 1 forced fumble.

- Forced RB DeAndre Carter to fumble, but was recovered by Washington.

AT ARIZONA (10/28): 9 solo tackles, 1 interception and 2 passes defended.

- Intercepted QB Kyler Murray in the end zone to seal Green Bay's victory with 15 seconds remaining.

VS. L.A. RAMS (11/28): 5 tackles (3 solo), 1 interception and 4 passes defended; 1 interception returned for a TD.

- Intercepted QB Matthew Stafford and returned it 33 yards for a TD with 2:01 remaining in the 3rd quarter.

VS. CLEVELAND (12/25): 3 solo tackles, 2 interceptions and 2 passes defended.

- Intercepted a pass from QB Baker Mayfield and returned it to the Cleveland 49-yard line with under 2 minutes remaining in the 2nd quarter.
- Intercepted QB Baker Mayfield with 50 seconds remaining to seal Green Bay's victory.

POSTSEASON:

NFC DIVISIONAL VS. SAN FRANCISCO (1/22): 4 tackles (2 solo) and 1 pass defended.

2020 (CAROLINA):

- Played in 14 games with 11 starts.
- Missed 2 games on the Reserve/COVID list.
- 62 tackles (50 solo) and 9 passes defended.

VS. LAS VEGAS (9/13): 1 solo tackle and 2 passes defended.

AT TAMPA BAY (9/20): 7 solo tackles.

AT ATLANTA (10/11): 8 tackles (6 solo) and 1 pass defended.

VS. CHICAGO (10/18): 1 solo tackle and 3 passes defended.

2019 (PHILADELPHIA):

- Played in all 16 games with 6 starts.
- 35 tackles (24 solo) and 10 passes defended.
- 3 solo special teams tackles.

VS. N.Y. JETS (10/6): 4 tackles (3 solo) and 2 passes defended.

AT MINNESOTA (10/13): 6 tackles (5 solo).

AT DALLAS (10/20): 5 tackles (2 solo).

AT N.Y. GIANTS (12/29): 4 tackles (3 solo) and 3 passes defended.

POSTSEASON:

NFC WILD CARD VS. SEATTLE (1/5): Played but did not record any stats.

2018 (PHILADELPHIA):

- Played in all 16 games with 7 starts.
- 57 tackles (48 solo), 3 interceptions and 4 passes defended.
- 1 assisted special teams tackle.

VS. ATLANTA (9/6): 1 interception and 1 pass defended.

- Intercepted QB Matt Ryan at the Philadelphia 4-yard line with 13:03 remaining in the game.

AT DALLAS (12/9): 9 solo tackles, 1 interception and 1 pass defended.

- Intercepted a pass from QB Dak Prescott and returned it 17 yards in the 2nd quarter.

AT L.A. RAMS (12/16): 14 tackles (11 solo).

AT WASHINGTON (12/30): 6 tackles (4 solo), 1 interception and 1 pass defended.

- Intercepted QB Josh Johnson and returned it to the Eagles' 30-yard line on the 1st play of the game.

POSTSEASON:

NFC WILD CARD AT CHICAGO (1/6): 8 solo tackles and 1 pass defended.

NFC DIVISIONAL AT NEW ORLEANS (1/13): 2 solo tackles.

2017 (PHILADELPHIA):

- Played in 14 games with 5 starts.
- Inactive for 2 games.
- 24 tackles (22 solo), 2 interceptions and 11 passes defended.

AT KANSAS CITY (9/17): 4 solo tackles and 1 pass defended.

- Made his NFL debut.

VS. N.Y. GIANTS (9/24): 4 tackles (3 solo), 1 interception and 1 pass defended.

- Intercepted QB Eli Manning at the Philadelphia 4-yard line in the 2nd quarter.
- It was the 1st interception of his career.
- Made his 1st career start.

AT CAROLINA (10/12): 2 solo tackles, 1 interception and 3 passes defended.

- Intercepted QB Cam Newton and returned it

7 yards to the Carolina 12-yard line with 6:34 remaining in the 2nd quarter.

POSTSEASON:

NFC DIVISIONAL VS. ATLANTA (1/13): Played but did not record any stats.

NFC CHAMPIONSHIP VS. MINNESOTA (1/21): Played but did not record any stats.

SUPER BOWL LII AT NEW ENGLAND (2/4): Played but did not record any stats.

BEFORE THE NFL

COLLEGE (WEST VIRGINIA):

- 2-year letterman (2015-16).
- Transferred from Nassau Community College to West Virginia after the 2014 season.

CAREER (AT WEST VIRGINIA): Played in 24 games with 12 starts; 78 tackles (55 solo), 1.0 sack, 9 interceptions, 18 passes defended and 2 forced fumbles.

SENIOR (2016 AT WEST VIRGINIA): Played in 13 games with 12 starts; 70 tackles (55 solo), 1.0 sack, 8 interceptions, 16 passes defended and 1 forced fumble.

- 1st-team All-Big 12.

JUNIOR (2015 AT WEST VIRGINIA): Played in 11 games; 8 tackles (6 solo), 1 interception, 1 pass defended and 1 forced fumble.

SOPHOMORE (2014 AT NASSAU CC): 43 tackles (33 solo), 2 interceptions, 15 passes defended, 1 forced fumble and 1 fumble recovery.

- 1st-team NJCAA All-America.

TRUE FRESHMAN (2013 AT NASSAU CC): 40 tackles (27 solo), 3 interceptions and 3 passes defended.

HIGH SCHOOL (EAST ORANGE HS – EAST ORANGE, N.J.)

- Finished his career with 117 tackles (90 solo), 4 interceptions and 4 fumble recoveries.

OFF THE FIELD

PERSONAL:

- **PRONUNCIATION:** First name is pronounced ruh-sool.

RASUL DOUGLAS'S NFL REGULAR SEASON STATS

YEAR	TEAM	GP	GS	TACKLES			SK	YDS	INTERCEPTIONS					FUMBLES	
				TOT	SOLO	ASST			INT	YDS	LG	TD	PD	FF	FR
2017	PHILADELPHIA	14	5	24	22	2	0.0	0.0	2	7	7	0	11	0	0
2018	PHILADELPHIA	16	7	57	48	9	0.0	0.0	3	14	17	0	4	0	0
2019	PHILADELPHIA	16	6	35	24	11	0.0	0.0	0	0	-	0	10	0	0
2020	CAROLINA	14	11	62	50	12	0.0	0.0	0	0	-	0	9	0	0
2021	GREEN BAY	12	9	52	48	4	0.0	0.0	5	105	55t	2	13	1	0
2022	GREEN BAY	17	12	76	63	13	1.0	0.0	4	26	22	0	13	1	0
2023	GREEN BAY	7	7	32	26	6	0.0	0.0	1	-2	-2	0	6	0	1
	BUFFALO	9	8	29	21	8	1.0	10.0	4	58	40t	1	8	0	2
2024	BUFFALO	15	15	58	43	15	0.0	0.0	0	0	-	0	5	1	0
2025	MIAMI	1	0	1	1	0	0.0	0.0	0	0	-	0	1	0	0
NFL TOTALS		121	80	426	346	80	2.0	10.0	19	208	55t	3	80	3	3

RASUL DOUGLAS'S NFL PLAYOFF STATS

YEAR	TEAM	GP	GS	TACKLES			SK	YDS	INTERCEPTIONS					FUMBLES	
				TOT	SOLO	ASST			INT	YDS	LG	TD	PD	FF	FR
2017	PHILADELPHIA	3	0	0	0	0	0.0	0.0	0	0	-	0	0	0	0
2018	PHILADELPHIA	2	2	10	10	0	0.0	0.0	0	0	-	0	1	0	0
2019	PHILADELPHIA	1	0	0	0	0	0.0	0.0	0	0	-	0	0	0	0
2021	GREEN BAY	1	1	4	2	2	0.0	0.0	0	0	-	0	1	0	0
2023	BUFFALO	1	1	2	1	1	0.0	0.0	0	0	-	0	0	1	0
2024	BUFFALO	3	3	16	12	4	0.0	0.0	0	0	-	0	0	0	0
PLAYOFF TOTALS		11	7	32	25	7	0.0	0.0	0	0	-	0	2	1	0

ADDITIONAL STATS

Defensive Touchdowns: (Green Bay) 33-yard interception return vs. L.A. Rams (11/28/21); 55-yard interception return vs. Chicago (12/12/21); (Buffalo) 40-yard interception return vs. New England (12/31/23).

Special Teams Tackles: (Philadelphia) 1 in 2017, 1 in 2018, (Green Bay) 5 in 2021, 9 in 2022 for total of 16.

SINGLE-GAME CAREER HIGHS

Tackles:	14	at L.A. Rams, 12/16/18
Sacks:	1.0	Twice, last: at L.A. Chargers, 12/23/23
Interceptions:	2	3 times, last: vs. New England, 12/31/23
Passes Defended:	4	vs. L.A. Rams, 11/28/21
Forced Fumbles:	1	3 times, last: at Baltimore, 9/29/24
Fumble Recoveries:	1	3 times, last: vs. N.Y. Jets, 11/19/23



36

STORM
DUCK

CORNERBACK // 6-0 // 195 // LOUISVILLE '24

ACQUIRED: FA, '24

HOMETOWN: BOILING SPRINGS, N.C. // BORN: 12/15/00

NFL: SECOND SEASON // DOLPHINS: SECOND SEASON

NFL CAREER

TRANSACTIONS:

- Signed by Miami as an undrafted college free agent on May 10, 2024.

CAREER HIGHLIGHTS:

- Played in 15 career games with 4 starts.
- 34 tackles (22 solo) and 5 passes defended.
- 3 solo special teams tackles.

2025 (MIAMI):

- Started 1 game.
- 2 tackles (1 solo) and 1 pass defended.

AT INDIANAPOLIS (9/7): 2 tackles (1 solo) and 1 pass defended.

2024 (MIAMI):

- Played in 14 career games with 3 starts.
- Inactive for 3 games.
- 32 tackles (21 solo) and 4 passes defended.
- 3 solo special teams tackles.

VS. JACKSONVILLE (9/8): 1 solo tackle; 1 solo special teams tackle.

- Made his NFL debut.

AT SEATTLE (9/22): 4 tackles (1 solo); 1 solo special teams tackle.

VS. TENNESSEE (9/30): 3 solo tackles and 1 pass defended.

- Made his 1st career start.

AT CLEVELAND (12/29): 6 tackles (4 solo) and 1 pass defended.

BEFORE THE NFL

COLLEGE (LOUISVILLE):

- Transferred to Louisville from North Carolina following the 2022 season.

STORM DUCK'S NFL REGULAR SEASON STATS																	
YEAR	TEAM	GP	GS	TACKLES					SK	YDS	INTERCEPTIONS					FUMBLES	
				TOT	SOLO	ASST					INT	YDS	LG	TD	PD	FF	FR
2024	MIAMI	14	3	32	21	11	0.0	0.0		0	0	-	0	4	0	0	
2025	MIAMI	1	1	2	1	1	0.0	0.0		0	0	0	0	1	0	0	
NFL TOTALS		15	4	34	22	12	0.0	0.0		0	0	0	0	5	0	0	

ADDITIONAL STATS

Special Teams Tackles: (Miami) 3 in 2024.

CAREER: Played in 45 games with 31 starts; 135 tackles (105 solo), 1.0 sack, 5 interceptions, 16 passes defended and 1 forced fumble; 1 interception returned for a TD.

GRAD (2023 AT LOUISVILLE): Played in 12 games with 4 starts; 32 tackles (23 solo), 1.0 sack and 1 pass defended.

SENIOR (2022 AT NORTH CAROLINA): Started 12 games; 46 tackles (36 solo), 3 interceptions, 12 passes defended and 1 forced fumble.

- 2nd-team All-ACC.

JUNIOR (2021 AT NORTH CAROLINA): Played in 6 games with 4 starts; 16 tackles (14 solo) and 1 pass defended.

SOPHOMORE (2020 AT NORTH CAROLINA): Started in 2 games; 4 solo tackles and 2 passes defended.

TRUE FRESHMAN (2019 AT NORTH CAROLINA): Played in all 13 games with 9 starts; 37 tackles (28 solo), 2 interceptions and 7 passes defended; 1 interception return for a TD.

HIGH SCHOOL (BOILING SPRINGS HS – BOILING SPRINGS, S.C.)

SENIOR (2018): 31 tackles, 2 interceptions, 5 passes defended.

JUNIOR (2017): 35 tackles and 1 fumble recovery.

OFF THE FIELD

PERSONAL:

- **GRADUATE DEGREE:** Sports administration.
- **MAJOR:** Exercise and sports science.
- The name “Storm” was inspired by the character Storm Logan from the soap opera, The Bold and The Beautiful.

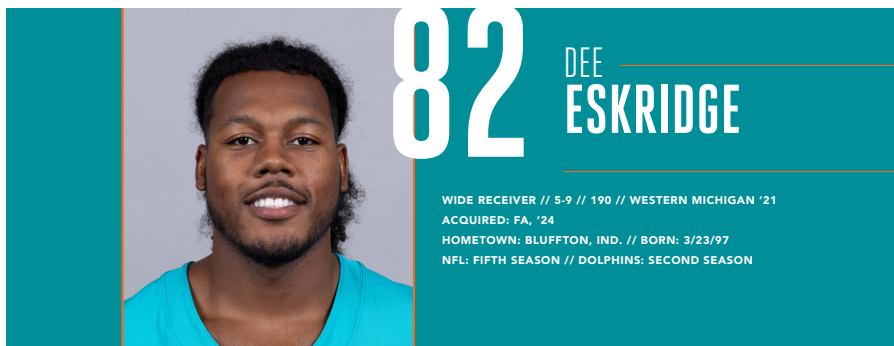
SINGLE-GAME CAREER HIGHS

Tackles: 6

at Cleveland, 12/29/24

Passes Defended: 1

4 times, last: at N.Y. Jets, 1/5/24



NFL CAREER

TRANSACTIONS:

- Signed to Miami's active roster on Oct. 25, 2024.
- Signed to Miami's practice squad on Aug. 29, 2024.
- Waived by Seattle on Aug. 27, 2024.
- 2nd-round pick (56th overall) by Seattle in the 2021 NFL Draft.

CAREER HIGHLIGHTS:

- Played in 31 career games.
- 21 receptions for 175 yards (8.3 avg.) and 1 TD.
- 8 carries for 74 yards (9.3 avg.).
- 26 kickoff returns for 683 yards (26.3 avg.).
- 2 miscellaneous tackles.

2025 (MIAMI):

- Played in 1 game.
- 1 reception for 9 yards.
- 4 kickoff returns for 109 yards (27.3 avg.).
- 1 miscellaneous tackle.

AT INDIANAPOLIS (9/7): 1 reception for 9 yards; 4 kickoff returns for 109 yards (27.3 avg.).

2024 (MIAMI):

- Played in 6 games.
- Inactive for 7 games.
- Spent 4 games on Miami's practice squad.
- 3 receptions for 44 yards (14.7 avg.).
- 5 kickoff returns for 146 yards (29.2 avg.).

AT SEATTLE (9/22): 1 reception for 30 yards; 1 kickoff return for 28 yards.

- Made his Dolphins debut.

VS. ARIZONA (10/27): 1 reception for 6 yards; 1 kickoff return for 35 yards.

AT BUFFALO (11/3): 2 kickoff returns for 55 yards (27.5 avg.).

2023 (SEATTLE):

- Played in 4 games.
- Inactive for 5 games.
- Missed the first 6 games of the season on the Reserve/Suspended list.
- Missed the rest of season after being placed on injured reserve on Dec. 30.
- 2 carries for 5 yards (2.5 avg.).
- 8 kickoff returns for 224 (28.0 avg.).

VS. CLEVELAND (10/29): 1 carry for -5 yards; 1 kickoff return for 24 yards.

AT BALTIMORE (11/5): 3 kickoff returns for 60 yards (20.0 avg.).

VS. SAN FRANCISCO (11/23): 1 reception for 3 yards; 1 carry for 10 yards; 4 kickoff returns for 140 yards (35.0 avg.).

- Recorded a 66-yard kickoff return, which was the 3rd-longest in the NFL that season.

2022 (SEATTLE):

- Played in 10 games.
- Missed the rest of the season after being placed on injured reserve on Nov. 26.
- 7 receptions for 58 yards (8.3 avg.).
- 2 carries for 10 yards (5.0 avg.).
- 7 kickoff returns for 150 yards (21.4 avg.).
- 1 miscellaneous tackle.

VS. ARIZONA (10/16): 3 receptions for 39 yards (13.0 avg.).

AT L.A. CHARGERS (10/23): 2 kickoff returns for 45 yards (22.5 avg.).

AT ARIZONA (11/6): 2 kickoff returns for 41 yards (20.5 avg.).

2021 (SEATTLE):

- Played in 10 games.
- Inactive for 3 games.
- Missed 4 games after being placed on injured reserve on Oct. 6 and activated on Nov. 11.
- 10 receptions for 64 yards (6.4 avg.) and 1 TD.

AT INDIANAPOLIS (9/12): 1 reception for 6 yards.

- Made his NFL debut.

AT WASHINGTON (11/29): 2 kickoff returns for 54 yards (27.0 avg.).

VS. SAN FRANCISCO (12/5): 3 receptions for 35 yards and 1 TD.

- Caught a 7-yard TD pass from QB Russell Wilson with 2:28 remaining in the 2nd quarter.

BEFORE THE NFL

COLLEGE (WESTERN MICHIGAN):

- 5-year letterman (2016-20) and 4-year starter.
- Played wide receiver and cornerback.

CAREER: Played in 45 games with 29 starts; 122 receptions for 2,260 yards (18.5 avg.) and 15 TDs; 11 carries for 100 yards (9.9 avg.); 17 kickoff returns for 467 yards (27.5 avg.) and 1 TD; 21

tackles (15 solo), 4 passes defensed and 1 forced fumble.

REDSHIRT SENIOR (2020): Started all 6 games; 34 receptions for 784 yards (23.1 avg.) and 8 TDs; 1 carry for 27 yards; 17 kickoff returns for 467 yards (27.5 avg.) and 1 TD; 1 solo tackle.

- MAC Special Teams Player of the Year.
- 1st-team All-MAC at both wide receiver and kick returner.

SENIOR (2019): Started 4 games before suffering a season-ending injury; 3 receptions for 73 yards (24.3 avg.); 14 tackles (10 solo) and 4 passes defensed.

JUNIOR (2018): Played in 11 games with 7 starts; 38 receptions for 776 yards (20.4 avg.) and 3 TDs; 2 tackles (1 solo) and 1 forced fumble.

SOPHOMORE (2017): Started all 12 games; 30 receptions for 506 yards (16.9 avg.) and 3 TDs; 4 carries for 13 yards (3.3 avg.); 1 solo tackle.

TRUE FRESHMAN (2016): Played in 12 games; 17 receptions for 121 yards (7.1 avg.) and 1 TD; 6 carries for 60 yards (10.0 avg.); 3 tackles (2 solo).

HIGH SCHOOL (BLUFFTON HS – BLUFFTON, IND.)

- Played running back.
- Also participated in track and field.

SENIOR (2015): 1,020 rushing yards and 16 TDs.

- All-state honorable mention.

OFF THE FIELD

PERSONAL:

- **MAJOR:** Sports management.

DEE ESKRIDGE'S NFL REGULAR SEASON STATS

YEAR	TEAM	GP	GS	RECEIVING					RUSHING				
				REC	YDS	AVG	LG	TD	ATT	YDS	AVG	LG	TD
2021	SEATTLE	10	0	10	64	6.4	17	1	4	59	14.8	30	0
2022	SEATTLE	10	0	7	58	8.3	16	0	2	10	5.0	6	0
2023	SEATTLE	4	0	0	0	0.0	-	0	2	5	2.5	10	0
2024	MIAMI	6	0	3	44	14.7	30	0	0	0	0.0	-	0
2025	MIAMI	1	0	1	9	9.0	9	0	0	0	0.0	-	0
NFL TOTALS		31	0	21	175	8.3	30	1	8	74	9.3	30	0

DEE ESKRIDGE'S NFL REGULAR SEASON RETURNING STATS

		KICKOFF RETURN					PUNT RETURN					
YEAR	TEAM	KR	YDS	AVG	LG	TD	PR	FC	YDS	AVG	LG	TD
2021	SEATTLE	2	54	27.0	27	0	0	0	0	0.0	-	0
2022	SEATTLE	7	150	21.4	29	0	0	0	0	0.0	-	0
2023	SEATTLE	8	224	28.0	66	0	0	0	0	0.0	-	0
2024	MIAMI	5	146	29.2	35	0	0	0	0	0.0	-	0
2025	MIAMI	4	109	27.3	38	0	0	0	0	0.0	-	0
NFL TOTALS		26	683	26.3	66	0	0	0	0	0.0	-	0

ADDITIONAL STATS

Miscellaneous Tackles: (Seattle) 1 in 2022, (Miami) 1 in 2025 for a total of 2.

SINGLE-GAME CAREER HIGHS

Receptions: 3 Twice, last: vs. Arizona, 10/16/22
Receiving Yards: 36 vs. Arizona, 10/16/22
Longest Reception: 30 vs. Seattle, 9/22/24
Receiving TDs: 1 vs. San Francisco, 12/5/21
Kickoff Returns: 4 vs. San Francisco, 11/23/23
Kickoff Return Yards: 140 vs. San Francisco, 11/23/23
Longest Kickoff Return: 66 vs. San Francisco, 11/23/23

2021 GAME-BY-GAME STATS (SEATTLE)

DATE	OPPONENT	P/S	REC	YDS	AVG	LG	TD
09/12	at Indianapolis	1/0	1	6	6.0	6	0
09/19	TENNESSEE		INACTIVE				
09/26	at Minnesota		INACTIVE				
10/03	at San Francisco		INACTIVE				
10/07	L.A. RAMS		INJURED RESERVE				
10/17	at Pittsburgh		INJURED RESERVE				
10/25	NEW ORLEANS		INJURED RESERVE				
10/31	JACKSONVILLE		INJURED RESERVE				
11/14	at Green Bay	1/0	1	-4	-4.0	-4	0
11/21	ARIZONA	1/0	0	0	0.0	-	0
11/29	at Washington	1/0	2	10	5.0	9	0
12/05	SAN FRANCISCO	1/0	3	35	11.7	17	1
12/12	at Houston	1/0	0	0	0.0	-	0
12/21	at L.A. Rams	1/0	0	0	0.0	-	0
12/26	CHICAGO	1/0	2	10	5.0	13	0
01/02	DETROIT	1/0	1	7	7.0	7	0
01/09	at Arizona	1/0	0	0	0.0	-	0
2021 TOTALS		10/0	10	64	6.4	17	1

2022 GAME-BY-GAME STATS (SEATTLE)

DATE	OPPONENT	P/S	REC	YDS	AVG	LG	TD
09/12	DENVER	1/0	1	0	0.0	0	0
09/18	at San Francisco	1/0	1	6	6.0	6	0
09/25	ATLANTA	1/0	0	0	0.0	-	0
10/02	at Detroit	1/0	1	10	10.0	10	0
10/09	at New Orleans	1/0	0	0	0.0	-	0
10/16	ARIZONA	1/0	3	39	13.0	16	0
10/23	at L.A. Chargers	1/0	0	0	0.0	-	0
10/30	N.Y. GIANTS	1/0	1	3	3.0	3	0
11/06	at Arizona	1/0	0	0	0.0	-	0
11/13	at Tampa Bay	1/0	0	0	0.0	-	0
11/27	LAS VEGAS		INJURED RESERVE				
12/04	at L.A. Rams		INJURED RESERVE				
12/11	CAROLINA		INJURED RESERVE				
12/15	SAN FRANCISCO		INJURED RESERVE				
12/24	at Kansas City		INJURED RESERVE				
01/01	N.Y. JETS		INJURED RESERVE				
01/08	L.A. RAMS		INJURED RESERVE				
2022 TOTALS		10/0	7	58	8.3	16	0

2023 GAME-BY-GAME STATS (SEATTLE)

DATE	OPPONENT	P/S	REC	YDS	AVG	LG	TD
09/10	L.A. RAMS		RESERVE/SUSPENDED				
09/17	at Detroit		RESERVE/SUSPENDED				
09/24	CAROLINA		RESERVE/SUSPENDED				
10/02	at N.Y. Giants		RESERVE/SUSPENDED				
10/15	at Cincinnati		RESERVE/SUSPENDED				
10/22	ARIZONA		RESERVE/SUSPENDED				
10/29	CLEVELAND	1/0	0	0	0.0	-	0
11/05	at Baltimore	1/0	0	0	0.0	-	0
11/12	WASHINGTON		INACTIVE				
11/19	at L.A. Rams	1/0	0	0	0.0	-	0
11/23	SAN FRANCISCO	1/0	0	0	0.0	-	0
11/30	at Dallas		INACTIVE				
12/10	at San Francisco		INACTIVE				
12/18	PHILADELPHIA		INACTIVE				
12/24	at Tennessee		INACTIVE				
12/31	PITTSBURGH		INJURED RESERVE				
01/07	at Arizona		INJURED RESERVE				
2023 TOTALS		4/0	0	0	0.0	-	0

2024 GAME-BY-GAME STATS (MIAMI)

DATE	OPPONENT	P/S	REC	YDS	AVG	LG	TD
09/08	JACKSONVILLE		PRACTICE SQUAD				
09/12	BUFFALO		PRACTICE SQUAD				
09/22	at Seattle	1/0	1	30	30.0	30	0
09/30	TENNESSEE	1/0	0	0	0.0	-	0
10/06	at New England		PRACTICE SQUAD				
10/20	at Indianapolis		PRACTICE SQUAD				
10/27	ARIZONA	1/0	1	6	6.0	6	0
11/03	at Buffalo	1/0	0	0	0.0	-	0
11/11	at L.A. Rams		INACTIVE				
11/17	LAS VEGAS		INACTIVE				
11/24	NEW ENGLAND		INACTIVE				
11/28	at Green Bay		INACTIVE				
12/08	N.Y. JETS	1/0	0	0	0.0	-	0
12/15	at Houston		INACTIVE				
12/22	SAN FRANCISCO		INACTIVE				
12/29	at Cleveland	1/0	1	8	8.0	8	0
01/05	at N.Y. Jets		INACTIVE				
2024 TOTALS		6/0	3	44	14.7	30	0

2025 GAME-BY-GAME STATS (MIAMI)

DATE	OPPONENT	P/S	REC	YDS	AVG	LG	TD
09/07	at Indianapolis	1/0	1	9	9.0	9	0
09/14	NEW ENGLAND						
09/18	at Buffalo						
09/29	N.Y. JETS						
10/05	at Carolina						
10/12	L.A. CHARGERS						
10/19	at Cleveland						
10/26	at Atlanta						
10/30	BALTIMORE						
11/09	BUFFALO						
11/16	WASHINGTON						
11/30	NEW ORLEANS						
12/07	at N.Y. Jets						
12/15	at Pittsburgh						
12/21	CINCINNATI						
12/28	TAMPA BAY						
TBD	at New England						
2025 TOTALS		1/0	1	9	9.0	9	0



14

QUINN EWERS

QUARTERBACK // 6-2 // 209 // TEXAS '25

ACQUIRED: D7A, '25

HOMETOWN: SOUTHLAKE, TEXAS // BORN: 3/15/03

NFL: ROOKIE SEASON // DOLPHINS: ROOKIE SEASON

NFL CAREER

TRANSACTIONS:

- 7th-round pick (231st overall) by Miami in the 2025 NFL Draft.

2025 (MIAMI):

- Inactive for 1 game.

BEFORE THE NFL

COLLEGE (TEXAS):

- 3-year starter (2022-24).
- Transferred from Ohio State to Texas following the 2021 season.

CAREER: Played in 37 games with 36 starts; 737-of-1,135 (64.9 pct.) for 9,128 yards and 68 TDs; 140 carries for -59 yards (-0.4 avg.) and 8 TDs; 1 reception for 3 yards.

- Ranks 3rd-all time in completions, passing yards and passing TDs among Texas quarterbacks.

REDSHIRT JUNIOR (2024 AT TEXAS): Started in 14 games; 293-of-445 (65.8 pct.) for 3,472 yards and 31 TDs; 57 carries for -82 yards (-1.4 avg.) and 2 TDs.

- Led team to a 13-3 record and the College Football Playoff semifinals.
- 2nd-team All-SEC.
- His 31 passing touchdowns were the 3rd-most in a single-season in Texas history.

REDSHIRT SOPHOMORE (2023 AT TEXAS): Started 12 games; 272-of-394 (69.0 pct.) for 3,479 yards and 22 TDs; 59 carries for 75 yards (1.3 avg.) and 5 TDs; 1 reception for 3 yards.

- Led team to a 12-2 record, the Big 12 Championship and College Football Playoff semifinals.

- 2nd-team All-Big 12.
- Semifinalist for the Davey O'Brien Award.
- His 3,479 passing yards were the 5th-most by a Texas quarterback in program history.

REDSHIRT FRESHMAN (2022 AT TEXAS): Started in 10 games; 172-of-196 (58.1 pct.) for 2,177 yards and 15 TDs; 24 carries for -52 yards (-2.2 avg.) and 1 TD.

- Big 12 Offensive Newcomer of the Year.

TRUE FRESHMAN (2021 AT OHIO STATE): Played in 1 game.

HIGH SCHOOL (CARROLL SENIOR HS – SOUTHLAKE, TEXAS)

- Also played baseball.
- Reclassified after his junior year to join the class of 2021.

JUNIOR (2020): 159-of-241 (66.0 pct.) for 2,442 passing yards and 28 TDs; 133 rushing yards and 3 TDs.

- Led team to a 12-2 record, the district title and the state championship game.
- 2nd-team all-state.
- District MVP.

SOPHOMORE (2019): 291-of-402 (72.4 pct.) for 4,003 yards and 45 TDs; 568 rushing yards and 9 TDs.

- Led team to a 13-1 record and district title.

OFF THE FIELD

PERSONAL:

- **MAJOR:** Physical culture and sports.

QUINN EWERS' NFL REGULAR SEASON PASSING STATS													
YEAR	TEAM	GP	GS	ATT	CMP	PCT	YDS	Y/A	TD	INT	LG	SK/YDS	RATE
2025	MIAMI	0	0	0	0	0.0	0	0.0	0	0	-	0/0	0.0
NFL TOTALS		0	0	0	0	0.0	0	0.0	0	0	-	0/0	0.0

2025 GAME-BY-GAME STATS (MIAMI)

DATE	OPPONENT	P/S	ATT	CMP	PCT	YDS	TD	INT	LG	SK/YDS
09/07	at Indianapolis					INACTIVE – EMERGENCY 3RD QB				
09/14	NEW ENGLAND									
09/18	at Buffalo									
09/29	N.Y. JETS									
10/05	at Carolina									
10/12	L.A. CHARGERS									
10/19	at Cleveland									
10/26	at Atlanta									
10/30	BALTIMORE									
11/09	BUFFALO									
11/16	WASHINGTON									
11/30	NEW ORLEANS									
12/07	at N.Y. Jets									
12/15	at Pittsburgh									
12/21	CINCINNATI									
12/28	TAMPA BAY									
TBD	at New England									
2025 TOTALS		0/0	0	0	0.0	0	0	0	-	0/0



29

MINKAH
FITZPATRICK

SAFETY // 6-1 // 207 // ALABAMA '18

ACQUIRED: T, '25 (PIT.)

HOMETOWN: OLD BRIDGE, N.J. // BORN: 11/17/96

NFL: EIGHTH SEASON // DOLPHINS: THIRD SEASON



2019, 2020, 2022,
2023, 2024

NFL CAREER

TRANSACTIONS:

- Traded from Pittsburgh to Miami on June 30, 2025.
- Traded from Miami to Pittsburgh on Sept. 17, 2019.
- 1st-round pick (11th overall) by Miami in the 2018 NFL Draft.

CAREER HONORS:

- 2024 Pro Bowl selection.
- 2024 Bart Starr Award.
- No. 79 on the NFL Network Top 100 list in 2024.
- 2023 Pro Bowl selection.
- No. 18 on the NFL Network Top 100 list in 2023.
- 2022 1st-team All-Pro.
- 2022 PFWA All-NFL.
- 2022 PFWA All-AFC.
- 2022 Pro Bowl selection.
- AFC Defensive Player of the Week (at Cincinnati, 9/11/22).
- No. 52 on the NFL Network Top 100 list in 2021.
- 2020 PFWA All-NFL.
- 2020 PFWA All-AFC.
- 2020 Pro Bowl selection.
- No. 35 on the NFL Network Top 100 list in 2020.
- 2019 1st-team All-Pro.
- 2019 PFWA All-NFL.
- 2019 PFWA All-AFC.
- 2019 Pro Bowl selection.

CAREER HIGHLIGHTS:

- Played in 107 career games with 102 starts.
- 614 tackles (403 solo), 20 interceptions, 55 passes defended, 5 forced fumbles and 5 fumble recoveries; 4 interceptions returned for a TD; 1 fumble return for a TD.
- 3 solo special teams tackles.
- His five defensive TDs are tied for the most in the NFL since entering the league in 2018.
- His 20 interceptions are tied for the 8th-most since entering the league in 2018:

MOST INTERCEPTIONS (SINCE 2018)

PLAYER	TEAMS	INTs
1. Justin Simmons	Den./Atl.	28
2. J.C. Jackson	NE/LAC	26
3. Tyrann Mathieu	Hou./KC/NO	25
Xavier Howard	Mia./Ind.	25
5. Jessie Bates	Cin./Atl.	24
6. Kevin Byard	Ten./Phi./Chi.	21
Quandre Diggs	Det./Sea./Ten.	21
8. MINKAH FITZPATRICK	MIA./PIT.	20
Trevon Diggs	Dal.	20
Harrison Smith	Min.	20

- His 614 career tackles are the 6th-most by a defensive back in the NFL since 2018:

MOST TACKLES AMONG DEFENSIVE BACKS (SINCE 2018)

PLAYER	TEAMS	SOLO	ASST	TOT
1. Budda Baker	Ari.	567	268	835
2. Kevin Byard	Ten./Phi./Chi.	481	241	722
3. Jessie Bates III	Cin./Atl.	480	239	717
4. Jordan Poyer	Buf./Mia.	451	222	672
5. Harrison Smith	Min.	451	186	637
6. M. FITZPATRICK	MIA./PIT.	403	211	614
7. Derwin James Jr.	LAC	388	209	597
8. Vonn Bell	NO/Cin./Car.	371	210	581
9. Xavier Woods	Dal./Min./Car./Ten.	373	205	578
10. Justin Reid	Hou./KC/NO	415	156	571

- His 6 interceptions in 2022 were tied for the most in the NFL:

MOST INTERCEPTIONS (2022)

PLAYER	TEAM	INTs
1. MINKAH FITZPATRICK	PIT.	6
C.J. Gardner-Johnson	Phi.	6
Justin Simmons	Den.	6
Riq Woolen	Sea.	6
5. Jaire Alexander	GB	5
Tashaun Gipson	SF	5
Patrick Peterson	Min.	5
Harrison Smith	Min.	5
Jalen Pitre	Hou.	5
DaRon Bland	Dal.	5

- His 79 tackles in 2018 were 10th among NFL rookies.

2025 (MIAMI):

- Started 1 game.
- 8 tackles (5 solo) and 1 pass defended.
- 1 solo special teams tackle.

AT INDIANAPOLIS (9/7): 8 tackles (5 solo) and 1 pass defended; 1 solo special teams tackle.

2024 (PITTSBURGH):

- Started all 17 games.
- 96 tackles (62 solo), 1 interception, 4 passes defended and 1 forced fumble.

VS. DALLAS (10/6): 10 tackles (8 solo) and 1 pass defended.

AT CLEVELAND (11/21): 3 solo tackles and 1 forced fumble.

- Forced TE Jordan Akins to fumble but was recovered by Cleveland.

AT BALTIMORE (12/21): 6 tackles (2 solo), 1 interception and 2 passes defended.

- Intercepted QB Lamar Jackson in the red zone and returned it 25 yards with 14:08 left in the game.

POSTSEASON:

AFC WILD CARD AT BALTIMORE (1/11): 9 tackles (5 solo).

PRO BOWL:

- Selected to the Pro Bowl for the 5th time in his career and 3rd consecutive year.

HONORS:

- Bart Starr Award.
- No. 79 on the NFL Network Top 100 list in 2024.

2023 (PITTSBURGH):

- Started 10 games.
- Inactive for 7 games.
- 64 tackles (43 solo) and 3 passes defended.

VS. CLEVELAND (9/18): 6 tackles (5 solo) and 2 passes defended.

AT LAS VEGAS (9/24): 11 tackles (7 solo).

AT HOUSTON (10/1): 11 tackles (7 solo).

AT L.A. RAMS (10/22): 11 tackles (6 solo).

POSTSEASON:

AFC WILD CARD AT BUFFALO (1/15): 10 tackles (5 solo).

PRO BOWL:

- Selected to the Pro Bowl for the 4th time in his career.

HONORS:

- No. 18 on the NFL Network Top 100 list.

2022 (PITTSBURGH):

- Started 15 games.
- Inactive for 2 games.
- 96 tackles (56 solo), 6 interceptions and 11 passes defended; 1 interception returned for a TD.
- His 6 interceptions were tied for the most in the NFL.

AT CINCINNATI (9/11): 14 tackles (10 solo), 1 interception and 1 pass defended; 1 interception returned for a TD.

- Intercepted QB Joe Burrow and returned it 31 yards for a TD in the 1st quarter.

VS. NEW ENGLAND (9/18): 6 tackles (2 solo), 1 interception and 1 pass defended.

- Picked off QB Mac Jones and returned it 13 yards in the 1st quarter.

VS. N.Y. JETS (10/2): 8 tackles (5 solo), 1 interception and 2 passes defended.

- Intercepted QB Zach Wilson and returned it 34 yards to set up a Pittsburgh TD with 8:45 remaining in the 3rd quarter.

AT ATLANTA (12/4): 7 tackles (5 solo), 1 interception and 1 pass defended.

- Intercepted QB Marcus Mariota and returned it 16 yards with 0:42 remaining to seal Pittsburgh's victory.

AT BALTIMORE (1/1): 9 tackles (4 solo), 1 interception and 1 pass defended.

- Intercepted QB Tyler Huntley with 0:20 left in the game, securing the Steelers' win.

PRO BOWL:

- Selected to the Pro Bowl for the 3rd time in his career.

HONORS:

- 1st-team All-Pro.
- PFWA All-NFL.
- PFWA All-AFC.
- AFC Defensive Player of the Week (at Cincinnati, 9/11).

2021 (PITTSBURGH):

- Started 16 games.
- Missed 1 game on the Reserve/COVID-19 list.
- 124 tackles (84 solo), 2 interceptions, 7 passes defended, 1 forced fumble and 1 fumble recovery.

VS. SEATTLE (10/17): 9 tackles (7 solo) and 1 forced fumble.

- Forced RB DeeJay Dallas to fumble but was recovered by Seattle.

AT CINCINNATI (11/28): 9 tackles (5 solo), 1 interception and 1 pass defended.

- Intercepted QB Joe Burrow and returned it 18 yards with 0:50 remaining in the 2nd quarter.

VS. BALTIMORE (12/5): 9 tackles (7 solo), 1 interception and 1 pass defended.

- Intercepted QB Lamar Jackson in the end zone on Baltimore's opening possession.

VS. TENNESSEE (12/19): 14 tackles (12 solo) and 1 fumble recovery.

- Recovered a TE Anthony Firkser fumble, setting up a scoring drive for Pittsburgh in the 2nd quarter.

POSTSEASON:

AFC WILD CARD AT KANSAS CITY (1/15): 6 tackles (5 solo).

HONORS:

- No. 52 on the NFL Network Top 100 list.

2020 (PITTSBURGH):

- Started all 16 games.
- 79 tackles (60 solo), 4 interceptions, 11 passes defended, 1 forced fumble and 1 fumble recovery; 1 interception returned for a TD.

VS. CLEVELAND (10/18): 1 assisted tackle, 1 interception and 1 pass defended; 1 interception returned for a TD.

- Intercepted QB Baker Mayfield and returned it 33 yards for a TD in the 1st quarter.

AT DALLAS (11/8): 6 tackles (5 solo), 1 interception, 2 passes defended and 1 fumble recovery.

- Recovered a fumble by WR CeeDee Lamb with 1:03 left in the 1st half.
- Intercepted QB Garrett Gilbert and returned it 7 yards with 11:54 remaining in the game.

AT JACKSONVILLE (11/22): 5 tackles (3 solo), 2

interceptions and 2 passes defended.

- Intercepted QB Jake Luton and returned it 37 yards to set up a Steelers scoring drive with 3:09 remaining in the 1st half.
- Intercepted QB Jake Luton with 6:05 left in the game.

POSTSEASON:

AFC WILD CARD VS. CLEVELAND (1/15): 6 tackles (4 solo).

PRO BOWL:

- Selected to the Pro Bowl for the 2nd time in his career.

HONORS:

- 1st-team All-Pro.
- PFWA All-NFL.
- PFWA All-AFC.
- No. 35 on the NFL Network Top 100 list.

2019 (MIAMI/PITTSBURGH):

- Started 14 games with Pittsburgh.
 - 57 tackles (36 solo), 5 interceptions, 9 passes defended, 1 forced fumble and 2 fumble recoveries; 1 interception returned for a TD with Pittsburgh.
 - Traded to Pittsburgh on Sept. 17.
 - Started 2 games with Miami.
 - 11 tackles (7 solo), 1 forced fumble and 1 fumble recovery with Miami.
 - 1 solo special teams tackle with Miami.
- VS. NEW ENGLAND (9/15):** 6 tackles (4 solo), 1 forced fumble and 1 fumble recovery.
- Stripped RB Sony Michel of the ball in the 4th quarter and recovered the fumble.
 - It was his 1st career forced fumble and fumble recovery.
- AT SAN FRANCISCO (9/22):** 5 tackles (4 solo), 1 interception, 1 pass defended and 1 forced fumble.
- Intercepted QB Jimmy Garoppolo and returned it 14 yards in the 1st quarter.
 - Forced RB Raheem Mostert to fumble which was recovered by LB Devin Bush in the 2nd quarter.
- VS. MIAMI (10/28):** 2 tackles (1 solo), 2 interceptions and 2 passes defended.
- Intercepted QB Ryan Fitzpatrick and returned it 6 yards with 1:22 remaining in the 2nd quarter.
 - Intercepted QB Ryan Fitzpatrick with 11:14 left in the 3rd quarter.
- VS. INDIANAPOLIS (11/3):** 7 tackles (4 solo), 1 interception and 1 pass defended; 1 interception returned for a TD.
- Intercepted QB Brian Hoyer and returned it 96 yards for a touchdown.
 - The 96-yard interception return TD was the 2nd-longest interception return TD in Steelers history.

PRO BOWL:

- Selected to the Pro Bowl for the 1st time in his career.

HONORS:

- 1st-team All-Pro.
- PFWA All-NFL.
- PFWA All-AFC.

2018 (MIAMI):

- Played in all 16 games with 11 starts.
- 79 tackles (50 solo), 2 interceptions and 9 passes defended; 1 interception return for a TD.
- 1 special teams tackle.
- His 79 tackles were 10th among NFL rookies.

AT NEW ENGLAND (9/30): 10 tackles (4 solo), 1 interception and 2 passes defended.

- Picked off QB Tom Brady and returned it 14 yards in the 4th quarter for his 1st career interception.

VS. NEW ENGLAND (12/9): 7 tackles (6 solo).

- Started at CB for an injured CB Xavien Howard.

AT MINNESOTA (12/16): 6 solo tackles, 1 interception and 2 passes defended.

- Intercepted QB Kirk Cousins and returned it 50 yards for a TD in the 2nd quarter.
- It was his 2nd career interception and 1st career pick-six.
- Started at CB for an injured CB Xavien Howard.

BEFORE THE NFL

COLLEGE (ALABAMA):

- 3-year starter (2015-17).

CAREER: Played in 42 games with 38 starts; 171 tackles (109 solo), 4.5 sacks, 9 interceptions, 35 passes defended and 2 forced fumbles; 1 kickoff return for 39 yards; 1 blocked field goal and 1 blocked punt.

JUNIOR (2017): Started 13 games; 60 tackles (38 solo), 1.5 sacks, 1 interception, 9 passes defended and 1 forced fumble; 1 kickoff return for 39 yards; 1 blocked field goal.

- Won the Chuck Bednarik Award – the 1st draft pick in Dolphins history to win the award.
- Won the Jim Thorpe Award.
- Became just the 3rd player in NCAA history to win both the Bednarik and Thorpe Awards, joining Charles Woodson and Patrick Peterson.
- Unanimous 1st-team All-American.
- 1st-team All-SEC.
- Finalist for the Jason Witten Collegiate Man of the Year.
- Finalist for the Lombardi Award.
- Finalist for the Bronko Nagurski Trophy.
- Finalist for the Lott IMPACT Trophy.
- Helped his team win the College Football Playoff National Championship.
- Voted a team captain.

SOPHOMORE (2016): Started all 15 games; 66 tackles (41 solo), 1 sack, 6 interceptions, 13 passes defended and 1 forced fumble.

- 1st-team All-American.
- 1st-team All-SEC.
- Semifinalist for the Jim Thorpe Award.
- His 6 interceptions were 7th in FBS.

TRUE FRESHMAN (2015): Played in 14 games with 10 starts; 45 tackles (30 solo), 2 sacks, 2 interceptions and 13 passes defended; 1 blocked punt.

- Freshman All-American.
- SEC All-Freshman Team.
- Helped his team win the College Football Playoff National Championship.

HIGH SCHOOL (ST. PETER'S PREP – JERSEY CITY, N.J.)

- Also ran track.

SENIOR (2014): 60 tackles and 3 interceptions.

- All-American.

JUNIOR (2013): 62 tackles, 4 interceptions and 25 passes defended.

- 1st-team all-state.
- 1st-team all-county.

SOPHOMORE (2012): 2 interceptions and 14 passes defended.

OFF THE FIELD

COMMUNITY:

- Raised \$59,000 for KidsVoice through his Unshackled Foundation tackle campaign in 2023.
- Partnered with UMPC Children's Hospital to host a holiday party and provide groceries and gift cards to local families.
- Hosted a bike giveaway for 35 children – including helmets and shoes – through KidsVoice.
- Participated in a 2018 Football Unites cultural tour.

PERSONAL:

- MAJOR:** Human performance exercise science.

MINKAH FITZPATRICK'S NFL REGULAR SEASON STATS															
YEAR	TEAM	GP	GS	TACKLES					INTERCEPTIONS					FUMBLES	
				TOT	SOLO	ASST	SK	YDS	INT	YDS	LG	TD	PD	FF	FR
2018	MIAMI	16	11	79	50	29	0.0	0.0	2	64	50t	1	9	0	0
2019	MIAMI	2	2	11	7	4	0.0	0.0	0	0	-	0	0	1	1
	PITTSBURGH	14	14	57	36	21	0.0	0.0	5	130	96t	1	9	1	2
2020	PITTSBURGH	16	16	79	60	19	0.0	0.0	4	77	37	1	11	1	1
2021	PITTSBURGH	16	16	124	84	40	0.0	0.0	2	18	18	0	7	1	1
2022	PITTSBURGH	15	15	96	56	40	0.0	0.0	6	94	34	1	11	0	0
2023	PITTSBURGH	10	10	64	43	21	0.0	0.0	0	0	-	0	3	0	0
2024	PITTSBURGH	17	17	96	62	34	0.0	0.0	1	25	25	0	4	1	0
2025	MIAMI	1	1	8	5	3	0.0	0.0	0	0	-	0	1	0	0
NFL TOTALS		107	102	614	403	211	0.0	0.0	20	408	96t	4	55	5	5

MINKAH FITZPATRICK'S NFL PLAYOFF STATS															
YEAR	TEAM	GP	GS	TACKLES					INTERCEPTIONS					FUMBLES	
				TOT	SOLO	ASST	SK	YDS	INT	YDS	LG	TD	PD	FF	FR
2020	PITTSBURGH	1	1	6	4	2	0.0	0.0	0	0	-	0	0	0	0
2021	PITTSBURGH	1	1	6	5	1	0.0	0.0	0	0	-	0	0	0	0
2023	PITTSBURGH	1	1	10	5	5	0.0	0.0	0	0	-	0	0	0	0
2024	PITTSBURGH	1	1	9	5	4	0.0	0.0	0	0	-	0	0	0	0
PLAYOFF TOTALS		4	4	31	19	12	0.0	0.0	0	0	-	0	0	0	0

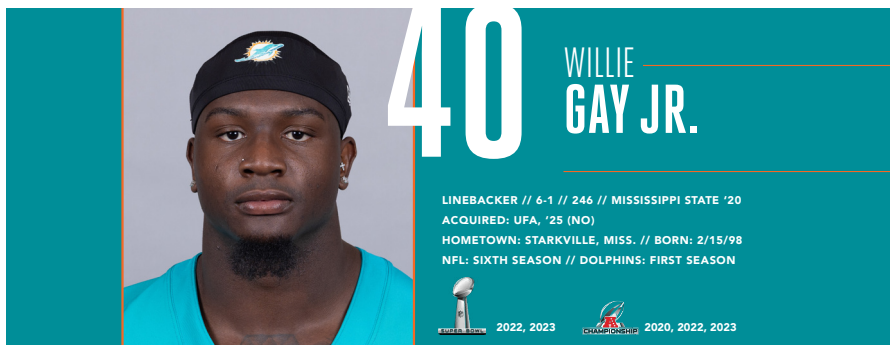
ADDITIONAL STATS

Defensive Touchdowns: 50-yard interception return at Minnesota (12/16/18), 96-yard interception return vs. Indianapolis (11/3/19), 43-yard fumble return vs. L.A. Rams (11/10/19), 33-yard interception return vs. Cleveland (10/18/20) and 31-yard interception return at Cincinnati (9/11/22).

Special Teams Tackles: (Miami) 1 in 2018, 1 in 2019 and 1 in 2025 for total of 3.

SINGLE-GAME CAREER HIGHS

- Tackles:** 14 Twice, last: at Cincinnati, 9/11/22
- Passes Defended:** 2 10 times, last: at Baltimore, 12/21/24
- Interceptions:** 2 Twice, last: at Jacksonville, 11/22/20
- Forced Fumble:** 1 5 times, last: at Cleveland, 11/21/24
- Fumble Recoveries:** 1 5 times, last: vs. Tennessee, 12/19/21



LINEBACKER // 6-1 // 246 // MISSISSIPPI STATE '20
 ACQUIRED: UFA, '25 (NO)
 HOMETOWN: STARKVILLE, MISS. // BORN: 2/15/98
 NFL: SIXTH SEASON // DOLPHINS: FIRST SEASON



2022, 2023



2020, 2022, 2023

NFL CAREER

TRANSACTIONS:

- Signed by Miami as an unrestricted free agent from New Orleans on March 21, 2025.
- Signed by New Orleans on March 13, 2024.
- 2nd-round pick (63rd overall) by Kansas City in the 2020 NFL Draft.

CAREER HIGHLIGHTS:

- Played in 73 career games with 55 starts.
- 253 tackles (164 solo), 7.0 sacks, 4 interceptions, 22 passes defended, 3 forced fumbles and 6 fumble recoveries; 1 interception returned for a TD.
- 8 special teams tackles (5 solo).
- Started 9 postseason games with Kansas City.
- Won Super Bowl LVII and LVIII with Kansas City.

2025 (MIAMI):

- Played in 1 game.

2024 (NEW ORLEANS):

- Played in 15 games with 8 starts.
- Inactive for 2 games.
- 22 tackles (16 solo), 2.0 sacks, 3 passes defended, 1 forced fumble and 2 fumble recoveries.
- 6 special teams tackles (3 solo).

VS. PHILADELPHIA (9/22): 3 solo tackles and 1 fumble recovery; 1 solo special teams tackle.

- Recovered a QB Jalen Hurts fumble forced by DE Carl Granderson and returned it 4 yards in the 2nd quarter.

VS. TAMPA BAY (10/13): 4 tackles (3 solo), 1.0 sack and 3 passes defended.

- Sacked QB Baker Mayfield for a loss of 8 yards to force a 3rd-and-9 in the 3rd quarter.

VS. DENVER (10/17): 2 tackles (1 solo), 1 forced fumble and 1 fumble recovery.

- Forced RB Audric Esteime to fumble and recovered it at the Denver 48-yard line in the 4th quarter.

2023 (KANSAS CITY):

- Played in 16 games with 15 starts.
- Dressed but did not play in 1 game.
- 58 tackles (44 solo), 1.0 sack, 1 interception, 4 passes defended, 1 forced fumble and 3 fumble recoveries.

VS. DENVER (10/12): 6 tackles (5 solo), 1 pass defended and 1 fumble recovery.

- Recovered a RB Samaje Perine fumble forced by CB Trent McDuffie with 1:50 left in the game, sealing a victory for Kansas City.

VS. L.A. CHARGERS (10/22): 5 tackles (3 solo), 1.0 sack and 1 pass defended.

- Sacked QB Justin Herbert for a loss of 13 yards to force a 3rd-and-21 with 2:40 remaining in the 1st quarter.

AT NEW ENGLAND (12/17): 2 solo tackles, 1 interception and 1 pass defended.

- Intercepted QB Bailey Zappe and returned it 24 yards to the New England 6-yard line in the 3rd quarter, setting up a Chiefs TD on the next drive.

POSTSEASON:

AFC WILD CARD VS. MIAMI (1/13): 2 tackles and 1 pass defended.

AFC DIVISIONAL AT BUFFALO (1/21): 3 tackles (2 solo).

AFC CHAMPIONSHIP AT BALTIMORE (1/28): Inactive.

SUPER BOWL LVIII VS. SAN FRANCISCO (2/11): 4 tackles (3 solo).

2022 (KANSAS CITY):

- Started 13 games.
- Missed 4 games on the Reserve/Suspended list.
- 88 tackles (51 solo), 2.5 sacks, 1 interception, 8 passes defended and 1 fumble recovery; 1 interception returned for a TD.

AT SAN FRANCISCO (10/23): 8 tackles (4 solo) and a 0.5 sack.

- Split a sack of QB Jimmy Garoppolo with CB L'Jarius Sneed for a loss of 4 yards to force a 3rd-and-19 in the 2nd quarter.

AT L.A. CHARGERS (11/20): 11 tackles (7 solo) and 1.0 sack.

- Sacked QB Justin Herbert for a loss of 6 to force a 3rd-and-18 with 4:32 left in the game.

AT DENVER (12/11): 5 solo tackles, 1 interception and 1 pass defended; 1 interception returned for a TD

- Intercepted QB Russell Wilson and returned it 47 yards for a TD with 7:16 remaining in the 2nd quarter.

- It was his 1st career TD.

POSTSEASON:

AFC DIVISIONAL VS. JACKSONVILLE (1/21):

Played but did not record any stats.

AFC CHAMPIONSHIP VS. CINCINNATI (1/28):

1 tackle and 0.5 sack.

- Split a sack of QB Joe Burrow with DE Frank Clark for a loss of 6 yards and forced a 3rd-and-13.

SUPER BOWL LVII VS. PHILADELPHIA (2/11):

8 tackles (6 solo).

2021 (KANSAS CITY):

- Played in 12 games with 11 starts.
- Missed the first 4 games of the season after being placed on injured reserve on Sept. 2 and activated on Oct. 9.
- Missed 1 game on the Reserve/COVID-19 list.
- 48 tackles (26 solo), 0.5 sack, 2 interceptions and 4 passes defended.

AT TENNESSEE (10/24): 2 tackles, 1 interception and 1 pass defended.

- Intercepted QB Ryan Tannehill on 3rd-and-2 with 3:46 remaining in the 3rd quarter.
- It was his 1st career interception.

VS. N.Y. GIANTS (11/1): 9 tackles (5 solo), 1 interception and 1 pass defended.

- Intercepted QB Daniel Jones and returned it 13 yards to the New York 13-yard line, setting up a WR Tyreek Hill TD on the ensuing drive.
- Became the first Kansas City LB to record an interception in consecutive games since Derrick Johnson in 2013.

VS. DENVER (12/5): 8 tackles (4 solo), 0.5 sack and 1 pass defended.

- Split a sack of QB Teddy Bridgewater with LB Melvin Ingram III for a loss of 7 yards on 3rd-and-2, forcing the Broncos to punt on their opening possession.

POSTSEASON:

AFC WILD CARD VS. PITTSBURGH (1/16): 2 tackles and 1 forced fumble.

- Forced RB Najee Harris to fumble and was recovered by DE Frank Clark, leading to a WR Tyreek Hill TD on the ensuing possession.

AFC DIVISIONAL VS. BUFFALO (1/23): 4 tackles (2 solo).

AFC CHAMPIONSHIP VS. CINCINNATI (1/30): 5 tackles (3 solo) and 2 passes defended.

2020 (KANSAS CITY):

- Played in all 16 games with 8 starts.
- 37 tackles (27 solo), 1.0 sack, 3 passes defended and 1 forced fumble.
- 2 solo special teams tackles.

VS. HOUSTON (9/10): 1 solo special teams tackle.

- Made his NFL debut.

VS. NEW ENGLAND (10/5): 2 tackles (1 solo).

- Made his 1st NFL start.

VS. LAS VEGAS (10/11): 6 tackles (5 solo) and 1.0 sack.

- Sacked QB Derek Carr for a loss of 1 with 10:18 remaining in the 1st quarter.
- It was his 1st career sack.

VS. ATLANTA (12/27): 9 tackles (7 solo) and 1 forced fumble.

- Forced WR Brandon Powell to fumble and was recovered by LB Darius Harris with 10:50 left in the game.
- It was his 1st career forced fumble.

POSTSEASON:

AFC DIVISIONAL VS. CLEVELAND (1/17): Inactive.

AFC CHAMPIONSHIP VS. BUFFALO (1/24): Inactive.

SUPER BOWL LV VS. TAMPA BAY (2/7): On injured reserve.

BEFORE THE NFL

COLLEGE (MISSISSIPPI STATE):

- 3-year letterman (2017-19).

CAREER: Played in 31 games with 6 starts; 99 tackles (46 solo), 6.0 sacks, 3 interceptions, 7 passes defended, 2 forced fumbles and 3 fumble recoveries; 1 interception returned for a TD.

JUNIOR (2019): Played in 5 games; 28 tackles (18 solo), 1 interception, 1 pass defended, 1 forced fumble and 2 fumble recoveries; 1 interception returned for a TD.

- Had a 52-yard interception return for a TD against Kentucky in his first play of the season.

SOPHOMORE (2018): Played in all 13 games with 6 starts; 48 tackles (20 solo), 5.0 sacks, 2 interceptions, 1 pass defended and 1 fumble recovery.

- Helped the Bulldogs to the No. 1 ranked defense in the NCAA.

TRUE FRESHMAN (2017): Played in all 13 games; 23 tackles (8 solo), 1.0 sack, 2 passes defended and 1 forced fumble.

HIGH SCHOOL (STARKVILLE HS – STARKVILLE, MISS.)

- Played linebacker.

SENIOR (2016): 83 tackles, 1.0 sack, 9 tackles for loss and 1 interception; 565 rushing yards and 9 TDs.

- Mississippi 6A Defensive Player of the Year.
- Played quarterback for the final 2 games of the season, helping his team make a playoff push.
- Played in the U.S. Army All-American Bowl.

JUNIOR (2015): 84 tackles, 6.0 sacks 17 tackles for loss and 4 interceptions.

- Led team to state championship.
- 2nd-team all-state.

OFF THE FIELD

COMMUNITY:

2024:

- Held his 1st annual free Juiceman Youth Camp for more than 200 children in June in his hometown of Starkville, Miss.

PERSONAL:

- MAJOR: Psychology.
- Owns a farm in Starkville, Miss.

Willie Gay Jr.'s NFL Regular Season Stats																
Year	Team	GP	GS	Tackles					Interceptions					Fumbles		
				TOT	SOLO	ASST	SK	YDS	INT	YDS	LG	TD	PD	FF	FR	
2020	Kansas City	16	8	37	27	10	1.0	1.0	0	0	-	0	3	1	0	
2021	Kansas City	12	11	48	26	22	0.5	3.5	2	14	13	0	4	0	0	
2022	Kansas City	13	13	88	51	37	2.5	8.0	1	47	47t	1	8	0	1	
2023	Kansas City	16	15	58	44	14	1.0	13.0	1	24	24	0	4	1	3	
2024	New Orleans	15	8	22	16	6	2.0	8.0	0	0	-	0	3	1	2	
2025	Miami	1	0	0	0	0	0.0	0.0	0	0	-	0	0	0	0	
NFL Totals		73	55	253	164	89	7.0	33.5	4	85	47t	1	22	3	6	

Willie Gay Jr.'s NFL Playoff Stats																
Year	Team	GP	GS	Tackles					Interceptions					Fumbles		
				TOT	SOLO	ASST	SK	YDS	INT	YDS	LG	TD	PD	FF	FR	
2021	Kansas City	3	3	11	7	4	0.0	0.0	0	0	-	0	2	1	0	
2022	Kansas City	3	3	9	6	3	0.5	3.0	0	0	-	0	0	0	0	
2023	Kansas City	3	3	9	5	4	0.0	0.0	0	0	-	0	1	0	0	
Playoff Totals		9	9	29	18	11	0.5	3.0	0	0	-	0	3	1	0	

Additional Stats

Defensive Touchdowns: (Kansas City) 47-yard interception return at Denver (12/11/22).
Special Teams Tackles: (Kansas City) 2 in 2020, (New Orleans) 6 in 2024 for a total of 8.

Single-Game Career Highs

- Tackles:** 11 Twice, last: at L.A. Chargers, 11/20/22
- Sacks:** 1.0 6 times, last: vs. Washington, 12/15/24
- Interceptions:** 1 4 times, last: at New England, 12/17/23
- Passes Defensed:** 3 vs. Tampa Bay, 10/13/24
- Forced Fumbles:** 1 4 times, last: vs. Denver, 10/17/24
- Fumble Recoveries:** 1 6 times, last: vs. Denver, 10/17/24



NFL CAREER

TRANSACTIONS:

- Signed to Miami's active roster on Sept. 30, 2023.
- Signed to Miami's practice squad on Aug. 30, 2023.
- Waived by Miami on Aug. 29, 2023.
- Signed to Miami's practice squad on Aug. 31, 2022.
- Waived by Miami on Aug. 30, 2022.
- 7th-round pick (224th overall) by Miami in the 2022 NFL Draft.

CAREER HIGHLIGHTS:

- Played in 21 career games.
- 3 tackles (1 solo).
- 4 special teams tackles (2 solo).

2025 (MIAMI):

- Played in 1 game.

2024 (MIAMI):

- Played in 3 games.
- Missed the first 14 games of the season after being placed on the Reserve/PUP list on Aug. 27 and activated on Dec. 21.
- 1 assisted special teams tackle.

2023 (MIAMI):

- Played in all 17 games.
- 3 tackles (1 solo).
- 3 special teams tackles (2 solo).

AT L.A. CHARGERS (9/10): Played but did not record any stats.

- Made his NFL debut.

AT KANSAS CITY IN FRANKFURT (11/5): 2 special teams tackles (1 solo).

VS. BUFFALO (1/7): 2 tackles (1 solo).

POSTSEASON:

- Missed the rest of the season after being placed on injured reserve on Jan. 9.

2022 (MIAMI):

- Spent the entire season on Miami's practice squad.

BEFORE THE NFL

COLLEGE (CALIFORNIA):

- 5-year letterman (2017-21) and 3-year starter.

CAREER: Started 37 games; 170 tackles (97 solo), 21.0 sacks, 2 interceptions, 12 passes defended, 2 forced fumbles and 2 fumble recoveries.

GRADUATE (2021): Started 11 games; 45 tackles (29 solo), 7.0 sacks, 1 fumble recovery and 4 passes defended.

- 2nd-team All-Pac-12.

- His 7.0 sacks were 2nd in the conference.

SENIOR (2020): Started all 4 games; 19 tackles (12 solo), 3.0 sacks, 1 fumble recovery and 1 pass defended.

JUNIOR (2019): Started 12 games; 57 tackles (33 solo), 9.5 sacks, 1 pass defended and 1 forced fumble.

- Pac-12 honorable mention.

SOPHOMORE (2018): Started 1 game; 3 solo tackles, 1 interception returned for a touchdown and 2 passes defended.

REDSHIRT FRESHMAN (2017): Started 9 games; 46 tackles (20 solo), 1.5 sacks, 1 interception returned for a touchdown, 4 passes defended, and 1 forced fumble.

- Redshirted in 2016.

HIGH SCHOOL (KLEIN COLLINS HS – SPRING, TEXAS)

SENIOR (2015):

- Led team to a region title.

JUNIOR (2014):

- Led team to an 11-2 overall record.

OFF THE FIELD

PERSONAL:

- **PRONUNCIATION:** Last name is pronounced GOOD.
- **MAJOR:** Legal studies with graduate certificates in entrepreneurship and business administration.

CAMERON GOODE'S NFL REGULAR SEASON STATS															
YEAR	TEAM	GP	GS	TACKLES					INTERCEPTIONS					FUMBLES	
				TOT	SOLO	ASST	SK	YDS	INT	YDS	LG	TD	PD	FF	FR
2022	MIAMI			PRACTICE SQUAD											
2023	MIAMI	17	0	3	1	2	0.0	0.0	0	0	-	0	0	0	0
2024	MIAMI	3	0	0	0	0	0.0	0	0	0	-	0	0	0	0
2025	MIAMI	1	0	0	0	0	0.0	0.0	0	0	-	0	0	0	0
NFL TOTALS		21	0	3	1	2	0.0	0.0	0	0	-	0	0	0	0

ADDITIONAL STATS

Special Teams Tackles: 3 in 2023, 1 in 2024 for a total of 4.



31

OLLIE
GORDON II

RUNNING BACK // 6-2 // 225 // OKLAHOMA STATE '25

ACQUIRED: D6, '25

HOMETOWN: FORT WORTH, TEXAS // BORN: 1/15/04

NFL: ROOKIE SEASON // DOLPHINS: ROOKIE SEASON

NFL CAREER

TRANSACTIONS:

- 6th-round pick (179th overall) by Miami in the 2025 NFL Draft.

CAREER HIGHLIGHTS:

- Played in 1 career game.
- 2 carries for 4 yards (2.0 avg.).
- 1 reception for -1 yard.

2025 (MIAMI):

- Played in 1 game.
- 2 carries for 4 yards (2.0 avg.).
- 1 reception for -1 yard.

AT INDIANAPOLIS (9/7): 2 carries for 4 yards (2.0 avg.) 1 reception for -1 yard.

- Made his NFL debut.

BEFORE THE NFL

COLLEGE (OKLAHOMA STATE):

- 3-year letterman (2022-24) and 2-year starter.
- His 1,732 rushing yards and 21 rushing TDs led the FBS in 2023.

CAREER: Played in 39 games with 27 starts; 537 carries for 2,920 yards (5.4 avg.) and 36 TDs; 80 receptions for 585 yards (7.3 avg.) and 4 TDs.

- Finished 6th in school history in rushing TDs.

JUNIOR (2024): Started all 12 games; 190 carries for 880 yards (4.6 avg.) and 13 TDs; 29 receptions for 179 yards (6.2 avg.) and 1 TD.

- All-Big 12 honorable mention.

SOPHOMORE (2023): Started all 14 games; 285 carries for 1,732 yards (6.1 avg.) and 21 TDs; 39 receptions for 330 yards (8.5 avg.) and 1 TD.

- Helped team to 10-4 record and a Texas Bowl victory.
- Doak Walker Award winner.
- Unanimous All-American.
- Big 12 Offensive Player of the Year.
- 1st-team All-Big 12.
- Finished 7th in Heisman Trophy voting.

TRUE FRESHMAN (2022): Played in all 13 games with 1 start; 62 carries for 308 yards (5.0 avg.) and 2 TDs; 12 receptions for 76 yards (6.3 avg.) and 2 TDs.

HIGH SCHOOL (TRINITY HS – EULESS, TEXAS)

- Played running back and wide receiver.

SENIOR (2021): 257 carries for 2,546 yards (9.9 avg.) and 35 TDs.

- Led team to 11-2 record and state quarterfinals.
- 1st-team all-state.

JUNIOR (2020): 2,083 rushing yards and 28 TDs.

- 1st-team all-state.

OFF THE FIELD


PERSONAL:

- MAJOR: Business.

OLLIE GORDON II'S NFL REGULAR SEASON STATS													
YEAR	TEAM	GP	GS	RUSHING						RECEIVING			
				ATT	YDS	AVG	LG	TD	REC	YDS	AVG	LG	TD
2025	MIAMI	1	0	2	4	2.0	3	0	1	-1	-1.0	-1	0
	NFL TOTALS	1	0	2	4	2.0	3	0	1	-1	-1.0	-1	0

2025 GAME-BY-GAME STATS (MIAMI)

DATE	OPPONENT	P/S	ATT	YDS	AVG	LG	TD
09/07	at Indianapolis	1/0	2	4	2.0	3	0
09/14	NEW ENGLAND						
09/18	at Buffalo						
09/29	N.Y. JETS						
10/05	at Carolina						
10/12	L.A. CHARGERS						
10/19	at Cleveland						
10/26	at Atlanta						
10/30	BALTIMORE						
11/09	BUFFALO						
11/16	WASHINGTON						
11/30	NEW ORLEANS						
12/07	at N.Y. Jets						
12/15	at Pittsburgh						
12/21	CINCINNATI						
12/28	TAMPA BAY						
TBD	at New England						
2025 TOTALS		1/0	2	4	2.0	3	0



90

KENNETH GRANT

DEFENSIVE TACKLE // 6-3 // 335 // MICHIGAN '25

ACQUIRED: D1, '25

HOMETOWN: GARY, IND. // BORN: 10/27/03

NFL: ROOKIE SEASON // DOLPHINS: ROOKIE SEASON

NFL CAREER

TRANSACTIONS:

- 1st-round pick (13th overall) by Miami in the 2025 NFL Draft.

CAREER HIGHLIGHTS:

- Started 1 career game.
- 4 tackles (1 solo).

2025 (MIAMI):

- Started 1 game.
- 4 tackles (1 solo).

AT INDIANAPOLIS (9/7): 4 tackles (1 solo).

- Made his NFL debut.

BEFORE THE NFL

COLLEGE (MICHIGAN):

- 3-year letterman (2022-24) and 1-year starter.

CAREER: Played in 41 games with 17 starts; 69 tackles (36 solo), 6.5 sacks, 1 interception, 12 passes defended and three fumble recoveries.

JUNIOR (2024): Started in 12 games; 32 tackles (18 solo), 3.0 sacks, 5 passes defended and 2 fumble recoveries.

- 3rd-team All-American.
- 2nd-team All-Big Ten.

SOPHOMORE (2023): Played in all 15 games with 5 starts; 29 tackles (16 solo), 3.5 sacks, 1 interception, 7 passes defended and 1 fumble recovery.

- Helped his team win the College Football National Championship and Big Ten title.
 - 2nd-team All-Big Ten.
 - Voted team's most improved player on defense.
- TRUE FRESHMAN (2022):** Played in all 14 games; 8 tackles (2 solo).
- Helped his team win the Big Ten championship.

HIGH SCHOOL (MERRILLVILLE HS – MERRILLVILLE, IND.)

- Played offensive line and defensive line.
- Also lettered in track and field, competing in shot put.

SENIOR (2021): 38 tackles, 6.5 sacks, 14.5 tackles for loss, 2 passes defended, 4 forced fumbles, 2 fumble recoveries; 4 blocked field goals.

- Conference player of the year.
- Led team to a 12-1 record and regional title.

JUNIOR (2020): 3.0 sacks, 6 tackles for loss and 1 fumble recovery; 1 fumble returned for a touchdown.

- 1st-team all-conference.

SOPHOMORE (2019): 42 tackles, 3.0 sacks and 2 forced fumbles.

OFF THE FIELD

PERSONAL:

- **MAJOR:** General studies.

KENNETH GRANT'S NFL REGULAR SEASON STATS															
YEAR	TEAM			TACKLES					INTERCEPTIONS					FUMBLES	
		GP	GS	TOT	SOLO	ASST	SK	YDS	INT	YDS	LG	TD	PD	FF	FR
2025	MIAMI	1	1	4	1	3	0.0	0.0	0	0	-	0	0	0	0
	NFL TOTALS	1	1	4	1	3	0.0	0.0	0	0	-	0	0	0	0

SINGLE-GAME CAREER HIGHS

Tackles: 4 at Indianapolis, 9/7/25



NFL CAREER

TRANSACTIONS:

- Signed by Miami as an undrafted college free agent on May 12, 2023.

CAREER HIGHLIGHTS:

- Played in 32 career games with 16 starts.
- 18 receptions for 148 yards (8.2 avg.).
- 4 special teams tackles (1 solo).
- 1 miscellaneous tackle.
- Played in 1 postseason game.

2025 (MIAMI):

- Started 1 game.

2024 (MIAMI):

- Played in 16 games with 11 starts.
- Inactive for 1 game.
- 12 receptions for 100 yards (8.3 avg.).
- 4 special teams tackles (1 solo).
- 1 miscellaneous tackle.

VS. ARIZONA (10/27): 3 receptions for 11 yards (3.7 avg.).

VS. LAS VEGAS (11/17): 2 receptions for 28 yards (14.0 avg.).

VS. N.Y. JETS (12/8): 1 reception for 14 yards.

2023 (MIAMI):

- Played in 15 games with 4 starts.
- Inactive for 2 games.
- 6 receptions for 48 yards (8.0 avg.).

VS. DENVER (9/24): Played but did not record any stats.

- Made his NFL debut.

VS. LAS VEGAS (11/19): 1 reception for 10 yards (10.0 avg.).

- Made his 1st NFL start.

AT WASHINGTON (12/3): 2 receptions for 23 yards (11.5 avg.)

POSTSEASON:

AFC WILD CARD AT KANSAS CITY (1/13): Played but did not record any stats.

BEFORE THE NFL

COLLEGE (CAMPBELL):

- 5-year letterman (2018-22) and 3-year starter.

CAREER: Played in 48 games with 26 starts; 85 receptions for 1,218 yards (14.3 avg.) and 7 TDs; 3 carries for 5 yards (1.7 avg.) and 1 TD.

SENIOR (2022): Started all 11 games; 38 receptions for 659 yards (17.3 avg.) and 5 TDs; 2 carries for 3 yards (1.5 avg.) and 1 TD.

- 1st-team All-Big South.
- His 659 receiving yards were 5th among all FCS TEs.

REDSHIRT JUNIOR (2021): Started all 11 games; 34 receptions for 367 yards (10.8 avg.) and 2 TDs; 1 carry for 2 yards.

- 1st-team All-Big South.
- His 34 receptions led all conference tight ends.

JUNIOR (2020): Started all 4 games; 6 receptions for 102 yards (17.0 avg.).

- 2nd-team All-Big South.

SOPHOMORE (2019): Played all 11 games; 6 receptions for 85 yards (14.2 avg.).

TRUE FRESHMAN (2018): Played all 11 games; 1 reception for 5 yards.

HIGH SCHOOL (PINE FOREST HS – FAYETTEVILLE, N.C.)

- Played quarterback.
- Also lettered in basketball and baseball.

JUNIOR (2016): 1,750 passing yards; 175 rushing yards; 24 total touchdowns.

- 2nd-team all-conference.

SOPHOMORE (2015): 1,500 passing yards; 175 rushing yards; 16 total TDs.

OFF THE FIELD

COMMUNITY:

2024:

- Joined initiatives by His House Children's Home, a nonprofit faith-based organization dedicated to providing residential and foster care services for children.

2023

- Supported the Miami-Dade Schools Values Matter program, presenting on the value of the month, citizenship, at a middle school pep rally in Coral Gables.

PERSONAL:

- **MAJOR:** Exercise science.

JULIAN HILL'S NFL REGULAR SEASON STATS													
YEAR	TEAM			RECEIVING					RUSHING				
		GP	GS	REC	YDS	AVG	LG	TD	ATT	YDS	AVG	LG	TD
2023	MIAMI	15	4	6	48	8.0	18	0	0	0	0.0	-	0
2024	MIAMI	16	11	12	100	8.3	17	0	0	0	0.0	-	0
2025	MIAMI	1	1	0	0	0.0	-	0	0	0	0.0	-	0
NFL TOTALS		32	16	18	148	8.2	18	0	0	0	0.0	0	0

JULIAN HILL'S NFL PLAYOFF STATS													
YEAR	TEAM			RECEIVING					RUSHING				
		GP	GS	REC	YDS	AVG	LG	TD	ATT	YDS	AVG	LG	TD
2023	MIAMI	1	0	0	0	0.0	-	0	0	0	0.0	-	0
PLAYOFF TOTALS		1	0	0	0	0.0	-	0	0	0	0.0	-	0

ADDITIONAL STATS

2-Point Conversions: 1 reception in 2025.

Special Teams Tackles: 4 in 2024.

Miscellaneous Tackles: 1 in 2024.

SINGLE-GAME CAREER HIGHS

Receptions: 3 vs. Arizona, 10/27/24

Receiving Yards: 28 vs. Las Vegas, 11/17/24

Receiving Long: 18 at Washington, 12/3/23


2023 GAME-BY-GAME STATS (MIAMI)							
DATE	OPPONENT	P/S	REC	YDS	AVG	LG	TD
09/10	at L.A. Chargers		INACTIVE				
09/17	at New England		INACTIVE				
09/24	DENVER	1/0	0	0	0.0	-	0
10/01	at Buffalo	1/0	0	0	0.0	-	0
10/08	N.Y. GIANTS	1/0	0	0	0.0	-	0
10/15	CAROLINA	1/0	0	0	0.0	-	0
10/22	at Philadelphia	1/0	0	0	0.0	-	0
10/29	NEW ENGLAND	1/0	1	4	4.0	4	0
11/05	at Kansas City	1/0	0	0	0.0	-	0
11/19	LAS VEGAS	1/1	1	10	10.0	10	0
11/24	at N.Y. Jets	1/1	0	0	0.0	-	0
12/03	at Washington	1/0	2	23	11.5	18	0
12/11	TENNESSEE	1/0	0	0	0.0	-	0
12/17	N.Y. JETS	1/0	0	0	0.0	-	0
12/24	DALLAS	1/1	0	0	0.0	-	0
12/31	at Baltimore	1/0	1	9	9.0	9	0
01/07	BUFFALO	1/1	1	2	2.0	2	0
2023 TOTALS		15/4	6	48	8.0	18	0

DATE	OPPONENT	P/S	REC	YDS	AVG	LG	TD
01/13	at Kansas City*	1/0	0	0	0.0	-	0

* AFC Wild Card game

2024 GAME-BY-GAME STATS (MIAMI)							
DATE	OPPONENT	P/S	REC	YDS	AVG	LG	TD
09/08	JACKSONVILLE	1/1	1	6	6.0	6	0
09/12	BUFFALO	1/1	0	0	0.0	-	0
09/22	at Seattle	1/0	2	24	12.0	13	0
09/30	TENNESSEE	1/1	0	0	0.0	-	0
10/06	at New England	1/1	0	0	0.0	-	0
10/20	at Indianapolis	1/1	1	4	4.0	4	0
10/27	ARIZONA	1/0	3	11	3.7	6	0
11/03	at Buffalo		INACTIVE				
11/11	at L.A. Rams	1/1	0	0	0.0	-	0
11/17	LAS VEGAS	1/1	2	28	14.0	17	0
11/24	NEW ENGLAND	1/1	1	8	8.0	8	0
11/28	at Green Bay	1/1	1	5	5.0	5	0
12/08	N.Y. JETS	1/1	1	14	14.0	14	0
12/15	at Houston	1/0	0	0	0.0	-	0
12/22	SAN FRANCISCO	1/0	0	0	0.0	-	0
12/29	at Cleveland	1/1	0	0	0.0	-	0
01/05	at N.Y. Jets	1/0	0	0	0.0	-	0
2024 TOTALS		16/11	12	100	8.3	17	0

2025 GAME-BY-GAME STATS (MIAMI)							
DATE	OPPONENT	P/S	REC	YDS	AVG	LG	TD
09/07	at Indianapolis	1/1	0	0	0.0	-	0
09/14	NEW ENGLAND						
09/18	at Buffalo						
09/29	N.Y. JETS						
10/05	at Carolina						
10/12	L.A. CHARGERS						
10/19	at Cleveland						
10/26	at Atlanta						
10/30	BALTIMORE						
11/09	BUFFALO						
11/16	WASHINGTON						
11/30	NEW ORLEANS						
12/07	at N.Y. Jets						
12/15	at Pittsburgh						
12/21	CINCINNATI						
12/28	TAMPA BAY						
TBD	at New England						
2025 TOTALS		1/1	0	0	0.0	-	0



10


TYREEK HILL


WIDE RECEIVER // 5-10 // 191 // WEST ALABAMA '16


ACQUIRED: T, '22 (KC)


HOMETOWN: DOUGLAS, GA. // BORN: 3/1/94

NFL: 10TH SEASON // DOLPHINS: FOURTH SEASON

 2019

 2019, 2020

 2016, 2017, 2018, 2019, 2020, 2021, 2022, 2023

 2022, 2023, 2024

NFL CAREER

TRANSACTIONS:

- Traded from Kansas City to Miami on March 23, 2022.
- 5th-round pick (165th overall) by Kansas City in the 2016 NFL Draft.

CAREER HONORS:

- No. 47 on the NFL Network Top 100 list in 2025.
- No. 1 on the NFL Network Top 100 list in 2024.
- 2023 PFWA All-NFL.
- 2023 PFWA All-AFC.
- 2023 Unanimous 1st-team All-Pro.
- 2023 Dan Marino Team MVP Award.
- 2023 Pro Bowl selection.
- AFC Offensive Player of the Month (October 2023).
- No. 7 on the NFL Network Top 100 list in 2023.
- 2022 1st-team All-Pro.
- 2022 PFWA All-NFL.
- 2022 PFWA All-AFC.
- 2022 Dan Marino Team MVP Award.
- 2022 Pro Bowl selection.
- No. 15 on the NFL Network Top 100 list in 2022.
- 2021 Pro Bowl selection.
- No. 15 on the NFL Network Top 100 list in 2021.
- 2020 Pro Bowl selection.
- 2020 1st-team All-Pro.
- AFC Offensive Player of the Week (at Tampa Bay, 11/29/20).
- 2020 PFWA All-AFC.
- No. 22 on the NFL Network Top 100 list in 2020.
- 2010s NFL All-Decade Team.
- 2019 Pro Bowl selection.
- No. 19 on the NFL Network Top 100 list in 2019.
- 2018 Pro Bowl selection.
- 2018 1st-team All-Pro.
- No. 40 on the NFL Network Top 100 list in 2018.
- 2017 Pro Bowl selection.
- No. 36 on the NFL Network Top 100 list in 2017.
- 2016 Pro Bowl selection.
- 2016 1st-team All-Pro.
- 2016 PFWA All-NFL.
- 2016 PFWA All-AFC.
- 2016 PFWA All-Rookie.
- Pepsi NFL Rookie of the Week (at San Diego, 1/1/17).
- AFC Special Teams Player of the Week (at San Diego, 1/1/17).
- AFC Special Teams Player of the Week (vs.

- Oakland, 12/8/16).
- AFC Special Teams Player of the Month (December 2016).
 - AFC Offensive Player of the Week (at Denver, 11/27/16).

CAREER HIGHLIGHTS:

- Played in 142 career games with 124 starts.
- 802 receptions for 11,138 yards (13.9 avg.) and 82 TDs.
- 114 carries for 819 yards (7.2 avg.) and 7 TDs.
- 14 kickoff returns for 384 yards (27.4 avg.) and 1 TD.
- 91 punt returns for 1,036 yards (11.4 avg.) and 4 TDs.
- 1 miscellaneous fumble return TD.
- Appeared in 15 postseason games with 14 starts – 13 with Kansas City and 2 with Miami.
- Won Super Bowl LIV with Kansas City.
- His 24 receptions of 50+ yards lead the NFL since he entered the league in 2016:

MOST RECEPTIONS OF 50+ YARDS (SINCE 2016)				
PLAYER	TEAMS	REC	YDS	50+
1. TYREEK HILL	KC/MIA.	802	11,138	24
2. Amari Cooper	Oak./Dal./Cle./Buf.	639	8,963	16
3. Mike Evans	TB	699	10,478	15
Cooper Kupp	LAR/Sea.	636	7,791	15
A.J. Brown	Ten./Phi.	447	7,034	15

- His 82 TD receptions are 3rd in the NFL since he entered the league in 2016:

MOST TD RECEPTIONS (SINCE 2016)				
PLAYER	TEAMS	REC	YDS	TDs
1. Davante Adams	GB/LV/ NYJ/LAR	873	10,966	99
2. Mike Evans	TB	699	10,478	90
3. TYREEK HILL	KC/MIA.	802	11,138	82
4. Travis Kelce	KC	867	10,461	68
5. Stefon Diggs	Min./Buf./ Hou./NE	811	9,828	66

- His 11,957 scrimmage yards are 2nd in the NFL since he entered the league in 2016:

MOST SCRIMMAGE YARDS (SINCE 2016)				
PLAYER	TEAMS	RUSH	REC	TOT
1. Derrick Henry	Ten./Bal.	11,592	1,664	13,256
2. TYREEK HILL	KC/MIA.	819	11,138	11,957
3. Ezekiel Elliott	Dal./NE	9,130	2,718	11,848
4. Alvin Kamara	NO	6,824	4,774	11,598
5. Christian McCaffrey	Car./SF	6,456	4,539	10,995

- His 11,138 receiving yards are 1st in the NFL since he entered the league in 2016:

MOST RECEIVING YARDS (SINCE 2016)				
PLAYER	TEAMS	REC	YDS	TDs
1. TYREEK HILL	KC/MIA.	802	11,138	82
2. Davante Adams	GB/LV/NYJ/ LAR	873	10,966	99
3. Mike Evans	TB	699	10,478	90
4. Travis Kelce	KC	867	10,461	68
5. Stefon Diggs	Min./Buf./ Hou./NE	811	9,828	66

- His 802 receptions are 4th in the NFL since he entered the league in 2016:

MOST RECEPTIONS (SINCE 2016)				
PLAYER	TEAMS	REC	YDS	TDs
1. Davante Adams	GB/LV/NYJ/ LAR	873	10,966	99
2. Travis Kelce	KC	867	10,461	68
3. Stefon Diggs	Min./Buf./ Hou./NE	811	9,828	66
4. TYREEK HILL	KC/MIA.	802	11,138	82
5. Keenan Allen	SD/LAC/Chi.	766	8,788	51

- His 1,799 receiving yards in 2023 led the league:

MOST RECEIVING YARDS (2023)				
PLAYER	TEAM	REC	YDS	TDs
1. TYREEK HILL	MIA.	119	1,799	13
2. CeeDee Lamb	Dal.	135	1,749	12
3. Amon-Ra St. Brown	Det.	119	1,515	10
4. Puka Nacua	LAR	105	1,486	6
5. A.J. Brown	Phi.	106	1,456	7

- His 1,799 receiving yards in 2023 made him the 1st Dolphins player to ever lead the league in receiving yards in a full season.
- His 1,799 receiving yards in 2023 ranked 7th-most in NFL history:

MOST RECEIVING YARDS IN A SEASON IN NFL HISTORY				
PLAYER	TEAM	YEAR	REC.	YARDS
1. Calvin Johnson	Det.	2012		1,964
2. Cooper Kupp	LAR	2021		1,947
3. Julio Jones	Atl.	2015		1,871
4. Jerry Rice	SF	1995		1,848
5. Antonio Brown	Pit.	2015		1,834
6. Justin Jefferson	Min.	2022		1,809
7. TYREEK HILL	MIA.	2023		1,799
8. Isaac Bruce	StL.	1995		1,781
9. CeeDee Lamb	Dal.	2023		1,749
10. Charley Hennigan	Hou.	1961		1,746

- His 13 receiving TDs in 2023 tied for the most in the league:

MOST RECEIVING TDs (2023)				
PLAYER	TEAM	REC	YDS	TDs
1. TYREEK HILL	MIA.	119	1,799	13
Mike Evans	TB	79	1,255	13
3. CeeDee Lamb	Dal.	135	1,749	12
4. Courtland Sutton	Den.	59	772	10
Amon-Ra St. Brown	Det.	119	1,515	10
Jordan Addison	Min.	70	911	10
Sam LaPorta	Det.	86	889	10

- His 1,799 receiving yards in 2023 were the most in franchise history:

MOST RECEIVING YARDS IN DOLPHINS HISTORY (SINGLE SEASON)				
PLAYER	YEAR	REC	YDS	TDs
1. TYREEK HILL	2023	119	1,799	13
2. TYREEK HILL	2022	119	1,710	7
3. Mark Clayton	1984	73	1,389	18
4. Jaylen Waddle	2022	75	1,356	8
5. Mark Duper	1986	67	1,313	11

- He's the only player in NFL history with multiple seasons of 1,700+ receiving yards.
- His 13 receiving TDs in 2023 were 3rd-most in franchise history:

MOST RECEIVING TDs IN DOLPHINS HISTORY (SINGLE SEASON)				
PLAYER	YEAR	REC	YDS	TDs
1. Mark Clayton	1984			18
2. Mark Clayton	1988			14
3. TYREEK HILL	2023			13
4. Nat Moore	1977			12
Mark Clayton	1991			12

- His 119 receptions in 2023 tied the franchise record he set in 2022:

MOST RECEPTIONS IN DOLPHINS HISTORY (SINGLE SEASON)				
PLAYER	YEAR	REC	YDS	TDs
1. TYREEK HILL	2023	119	1,799	13
TYREEK HILL	2022	119	1,710	7
3. Jarvis Landry	2017	112	987	9
4. Jarvis Landry	2015	110	1,157	4
5. Jaylen Waddle	2021	104	1,015	6

- His 215 receiving yards on Sept. 10, 2023 at the L.A. Chargers were 4th-most in Dolphins history:

MOST RECEIVING YARDS IN A GAME BY A DOLPHINS PLAYER				
PLAYER	DATE	OPP.	REC.	YDS
1. Brian Hartline	9/30/12	at Ari.		253
2. Chris Chambers	12/4/05	vs. Buf.		238
3. Mark Duper	11/10/85	vs. NYJ		217
4. TYREEK HILL	9/10/23	AT LAC		215
5. Irving Fryar	9/4/94	vs. NE		211

- His 1,710 receiving yards in 2022 were 2nd in the league:

MOST RECEIVING YARDS (2022)				
PLAYER	TEAM	REC	YDS	TDs
1. Justin Jefferson	Min.	128	1,809	8
2. TYREEK HILL	MIA.	119	1,710	7
3. Davante Adams	LV	100	1,516	14
4. A.J. Brown	Phi.	88	1,496	11
5. Stefon Diggs	Buf.	108	1,429	11

- His 119 receptions in 2022 were 2nd in the league:

MOST RECEPTIONS (2022)				
PLAYER	TEAM	REC	YDS	TDs
1. Justin Jefferson	Min.	128	1,809	8
2. TYREEK HILL	MIA.	119	1,710	7
3. Travis Kelce	KC	110	1,338	12
4. Stefon Diggs	Buf.	108	1,429	11
5. CeeDee Lamb	Dal.	107	1,359	9
Austin Ekelar	LAC	107	722	5

- His 1,710 receiving yards in 2022 were the most in NFL history for a player in his 1st season with a team.

- His 67 TDs in 6 seasons (2016-21) with the Chiefs rank 4th-most in team history:

MOST TOTAL TDs IN CHIEFS HISTORY					
PLAYER	YRS	RUSH	REC	RET	TDs
1. Priest Holmes	2001-07	76	7	0	83
2. Travis Kelce	2013-25	2	78	1	81
3. Tony Gonzalez	1997-08	0	76	0	76
4. TYREEK HILL	2016-21	6	56	5	67
5. Jamaal Charles	2008-16	43	20	1	64

- His 479 receptions in 6 seasons (2016-21) with the Chiefs rank 4th-most in team history:

MOST RECEPTIONS IN CHIEFS HISTORY					
PLAYER	YEARS	REC	YDS	TDs	
1. Travis Kelce	2013-25	1,006	12,198	78	
2. Tony Gonzalez	1997-2008	916	10,940	76	
3. Dwayne Bowe	2007-14	532	7,155	44	
4. TYREEK HILL	2016-21	479	6,630	56	
5. Henry Marshall	1976-87	416	6,545	33	

- His 6,630 receiving yards in 6 seasons (2016-21) with the Chiefs rank 5th-most in team history:

MOST RECEIVING YARDS IN CHIEFS HISTORY					
PLAYER	YEARS	REC	YDS	TDs	
1. Travis Kelce	2013-25	1,006	12,198	78	
2. Tony Gonzalez	1997-2008	916	10,940	76	
3. Otis Taylor	1965-75	410	7,306	57	
4. Dwayne Bowe	2007-14	532	7,155	44	
5. TYREEK HILL	2016-21	479	6,630	56	

- His 56 receiving TDs in 6 seasons (2016-21) with the Chiefs rank 4th-most in team history:

MOST RECEIVING TDs IN CHIEFS HISTORY					
PLAYER	YEARS	REC	YDS	TDs	
1. Travis Kelce	2013-25	1,006	12,198	78	
2. Tony Gonzalez	1997-2008	916	10,940	76	
3. Otis Taylor	1965-75	410	7,306	57	
4. TYREEK HILL	2016-21	479	6,630	56	
5. Chris Burford	1960-67	391	5,505	55	

- Owns 2 of the 3 best single-season receiving TD totals in Chiefs history:

MOST RECEIVING TDs IN CHIEFS HISTORY (SINGLE SEASON)					
PLAYER	YEAR	REC	YDS	TDs	
1. TYREEK HILL	2020	87	1,276	15	
Dwayne Bowe	2010	72	1,162	15	
3. TYREEK HILL	2018	87	1,479	12	
Chris Burford	1962	45	645	12	
Travis Kelce	2022	110	1,338	12	

- His 111 receptions in 2021 were a Chiefs single-season record:

MOST RECEPTIONS IN CHIEFS HISTORY (SINGLE SEASON)					
PLAYER	YEAR	REC	YDS	TDs	
1. TYREEK HILL	2021	111	1,239	9	
2. Travis Kelce	2022	110	1,338	12	
3. Travis Kelce	2020	105	1,416	11	
4. Travis Kelce	2018	103	1,336	10	
5. Tony Gonzalez	2004	102	1,258	7	

- His 269 receiving yards on Nov. 29, 2020 vs. Tampa Bay were the 2nd-most in a single game in Chiefs history and most by any NFL player since Oct. 2, 2016 (Julio Jones).
- His 1,479 receiving yards in 2018 were a Chiefs single-season record:

MOST RECEIVING YARDS IN CHIEFS HISTORY (SINGLE SEASON)					
PLAYER	YEAR	REC	YDS	TDs	
1. TYREEK HILL	2018	87	1,479	12	
2. Travis Kelce	2020	105	1,416	11	
3. Derrick Alexander	2000	78	1,391	10	
4. Carlos Carson	1983	80	1,351	7	
5. Travis Kelce	2022	110	1,338	12	

- Is a 3-time team captain (2022-24).

2025 (MIAMI):

- Started 1 game.
- 4 receptions for 40 yards (10.0 avg.).

HONORS:

- No. 47 on the NFL Network Top 100 list.

2024 (MIAMI):

- Started all 17 games.
- 81 receptions for 959 yards (11.8 avg.) and 6 TDs.
- 8 carries for 53 yards (6.6 avg.).
- 3 punt returns for 31 yards (10.3 avg.).
- 2 miscellaneous tackles.
- Served as a team captain.

VS. JACKSONVILLE (9/8): 7 receptions for 130 yards (18.6 avg.) and 1 TD; 1 punt return for 11 yards.

- Caught an 80-yard TD pass from QB Tua Tagovailoa in the 3rd quarter.
- It was the longest reception of his career.

VS. ARIZONA (10/27): 6 receptions for 72 yards (12.0 avg.).

AT L.A. RAMS (11/3): 3 receptions for 16 yards (5.3 avg.) and 1 TD; 2 carries for 11 yards (5.5 avg.).

- Caught a 1-yard TD reception from QB Tua Tagovailoa to extend Miami's lead to 17-6 with 5:32 remaining in the 3rd quarter.

VS. LAS VEGAS (11/17): 7 receptions for 61 yards (8.7 avg.) and 1 TD.

- Caught an 8-yard TD pass from QB Tua Tagovailoa to extend Miami's lead to 17-6 with 4:13 remaining in the 3rd quarter.

AT GREEN BAY (11/28): 6 receptions for 83 yards (13.8 avg.) and 1 TD.

- Caught a 12-yard TD pass from QB Tua Tagovailoa with 3:04 remaining in the 4th quarter.

VS. N.Y. JETS (12/8): 10 receptions for 115 yards (11.5 avg.) and 1 TD; 1 carry for 6 yards.

- Caught a 4-yard TD pass from QB Tua Tagovailoa on 4th-and-goal to tie the game with 9:04 remaining in the 4th quarter.

VS. SAN FRANCISCO (12/22): 3 receptions for 29 yards (9.7 avg.) and 1 TD.

- Caught a 3-yard TD pass from QB Tua Tagovailoa to give Miami a 13-7 lead with 3:20 remaining in the 2nd quarter.

AT CLEVELAND (12/29): 9 receptions for 105 yards (11.7 avg.); 1 punt return for 18 yards.

HONORS:

- No. 1 on the NFL Network Top 100 list.

2023 (MIAMI):

- Started 16 games.
- Inactive for 1 game.
- 119 receptions for 1,799 yards (15.1 avg.) and 13 TDs.

- 6 carries for 15 yards (2.5 avg.).
- 5 miscellaneous tackles.
- Served as a team captain.
- Broke the franchise record for single-season receiving yards, which he had previously set (1,710) in 2022.
- Tied the franchise record for single-season receptions, which he had previously set (119) in 2022.
- His 1,799 receiving yards made him the 1st Dolphins player to ever lead the league in receiving yards in a full season.

AT L.A. CHARGERS (9/10): 11 receptions for 215 yards (19.5 avg.) and 2 TDs.

- His 215 receiving yards were 3rd most by an NFL player in a Week 1 game and 4th most in single-season team history.
- It marked the 10th time in his career (including postseason) he had at least 10+ receptions and 150+ receiving yards in a game.
- Caught a 35-yard TD from QB Tua Tagovailoa in the 3rd quarter.
- Caught the game-winning 4-yard TD from QB Tua Tagovailoa in the 4th quarter.

VS. N.Y. GIANTS (10/8): 8 receptions for 181 yards (22.6 avg.) and 1 TD.

- Caught a 64-yard pass from QB Tua Tagovailoa with 14:06 left in the 2nd quarter.
- Caught a 69-yard TD pass from QB Tua Tagovailoa on Miami's 1st possession of the 3rd quarter.

VS. CAROLINA (10/15): 6 receptions for 163 yards (27.2 avg.) and 1 TD.

- Caught a 41-yard TD pass from QB Tua Tagovailoa to give Miami a 21-14 halftime lead.
- It marked his 12th career game with at least 150 receiving yards and 1 TD, tying WR Calvin Johnson for the 3rd most such games in a player's 1st 8 seasons in NFL history. They trail Pro Football Hall of Fame wide receivers Lance Alworth (16) and Jerry Rice (14).
- Became 1st player in NFL history to record 4 games of 150+ receiving yards in his team's 1st 6 games of a season.

VS. NEW ENGLAND (10/29): 8 receptions for 112 yards (14.0) and 1 TD.

- Caught a 42-yard TD pass from QB Tua Tagovailoa with 0:22 left in the 1st quarter.
- Became the 1st player in the Super Bowl era to surpass 1,000 receiving yards in his team's 1st 8 games.

AT WASHINGTON (12/3): 5 receptions for 157 yards (31.4 avg.) and 2 TDs; 2 carries for -4 yards (-2.0 avg.).

- Caught a 78-yard TD pass from QB Tua Tagovailoa on Miami's 1st drive of the game.
- Caught a 60-yard TD pass from QB Tua Tagovailoa in the 2nd quarter.
- Became the 1st player in NFL history with 150+ receiving yards and 1 TD reception in 5 games in a season.

AT BALTIMORE (12/31): 6 receptions for 76 yards (12.7 avg.); 1 carry for 0 yards.

- Broke the franchise record for single-season receiving yards he previously set (1,710 in 2022)

with a 9-yard reception in the 2nd quarter.

- Became the 1st player in NFL history to have multiple seasons of 1,700+ receiving yards in a career.
- Joined WR Marvin Harrison as the only players in NFL history with 700+ receptions, 10,000+ receiving yards and 75+ TD receptions in his 1st 8 seasons.

POSTSEASON:

AFC WILD CARD AT KANSAS CITY (1/13): 5 receptions for 62 yards (12.4 avg.) and 1 TD.

- Caught a 53-yard TD pass from QB Tua Tagovailoa with 14:01 remaining in the 2nd quarter.
- Became the 4th player in NFL history to top 1,200 receiving yards in his 1st 15 career postseason games, joining WR Jerry Rice (1,306), TE Travis Kelce (1,291) and WR Michael Irvin (1,283).

PRO BOWL:

- Selected to the Pro Bowl for the 8th time in his career and his 5th as a starter.
- His 8-year Pro Bowl selection streak is the 2nd-longest active streak to begin a career behind Aaron Donald (10).

HONORS:

- Unanimous 1st-team All-Pro.
- PFWA All-NFL.
- PFWA All-AFC.
- Recipient of the Dan Marino Team MVP Award.
- AFC Offensive Player of the Month (October).
- No. 7 on the NFL Network Top 100 list.

2022 (MIAMI):

- Started all 17 games.
- 119 receptions for 1,710 yards (14.4 avg.) and 7 TDs.
- 7 carries for 32 yards (4.6 avg.) and 1 TD.
- 2 punt returns for -4 yards (-2.0 avg.).
- 1 miscellaneous fumble return TD.
- 4 miscellaneous tackles.
- Served as a team captain.
- Broke the franchise record for single-season receiving yards, which had stood for nearly 40 years (Mark Clayton, 1,389 yards in 1984).
- Broke the franchise record for single-season receptions, which was held by Jarvis Landry (112) since 2017.
- His 1,710 receiving yards were the most in NFL history for a player in his 1st season with a team.

VS. NEW ENGLAND (9/11): 8 receptions for 94 yards (11.8 avg.); 1 carry for 6 yards.

- His 94 receiving yards were the most by a Dolphins newcomer in a Week 1 game in franchise history.
- It was the most receiving yards by a Dolphins player in Week 1 since Sept. 9, 2018 (Kenny Stills vs. Ten., 106)

AT BALTIMORE (9/18): 11 receptions for 190 yards (17.3 avg.) and 2 TDs.

- Joined WR Jaylen Waddle as the only NFL teammates during the Super Bowl era to total at least 170 receiving yards and 2 receiving TDs in the same game.
- It was his 4th career game with at least 10 receptions, 150 receiving yards and 2 receiving TDs joining Hall of Fame WR Jerry Rice as the only players in NFL history to accomplish that feat.

- His 190 receiving yards were the most by a Dolphins player in a single game since Sept. 30, 2012 (Brian Hartline, 253).
- Caught a 48-yard TD from QB Tua Tagovailoa in the 4th quarter.
- Caught a 60-yard TD from QB Tua Tagovailoa in the 4th quarter.

AT CINCINNATI (9/29): 10 receptions for 160 yards (16.0 avg.).

- Topped 100 receiving yards for the 24th time in his career.
- It marked the 8th time in his career (including postseason) he had at least 10+ receptions and 150+ receiving yards in a game.

VS. MINNESOTA (10/16): 12 receptions for 177 yards (14.8 avg.).

- Became the 1st player in NFL history to catch 10+ passes and have 150+ receiving yards in 3 of his team's 1st 6 games of a season.
- Set Dolphins record for most receiving yards (701) through 1st 6 games of a season.

AT DETROIT (10/30): 12 receptions for 188 yards (15.7 avg.).

- Topped 160 receiving yards for the 4th time in just 8 games with the Dolphins, moving into 2nd place in team history for most 160+ yard games.
- Joined WR Roy Green (1984) as the only two players in NFL history to have 150+ receiving yards in 4 of his team's 1st 8 games of a season.

AT CHICAGO (11/6): 7 receptions for 143 yards (20.4 avg.) and 1 TD.

- Caught a 3-yard TD pass from QB Tua Tagovailoa in the 2nd quarter.
- Topped 1,000 receiving yards for the season, becoming the 1st Dolphins player to do so in 9 games.
- It was the 5th 1,000-yard season of his career.

AT L.A. CHARGERS (12/11): 4 receptions for 81 yards (20.3 avg.) and 1 TD.

- Caught a 60-yard TD pass from QB Tua Tagovailoa in the 3rd quarter to bring Miami within 3 points.
- Returned an offensive fumble 57 yards for a TD in the 2nd quarter.
- Broke the franchise record for single-season receiving yards (Mark Clayton, 1,389 yards in 1984) with an 11-yard reception in the 1st quarter.
- Also caught his 100th pass of the season in the game, becoming the 3rd player in Dolphins history to record triple-digit receptions in a season.

VS. GREEN BAY (12/25): 4 receptions for 103 yards (25.8 avg.).

- Broke the franchise's single-season receptions record with his final catch of the game, a mark that was held by Jarvis Landry (112) since 2017.

POSTSEASON:

AFC WILD CARD AT BUFFALO (1/15): 7 receptions for 69 yards (9.9 avg.); 2 carries for 5 yards (2.5 avg.); 2-point conversion reception.

- Became the 6th player in NFL history to total 50+ receiving yards in at least 9 consecutive postseason games.

PRO BOWL:

- Selected to the Pro Bowl for the 7th time in his career and his 4th as a starter.

- Became the 2nd WR in NFL history to make the Pro Bowl in each of his 1st 7 seasons (AJ Green).

HONORS:

- 1st-team All-Pro.
- PFWA All-NFL.
- PFWA All-AFC.
- Recipient of the Dan Marino Team MVP Award.
- No. 15 on the NFL Network Top 100 list.

2021 (KANSAS CITY):

- Played in 17 games with 16 starts.
- 111 receptions for 1,239 yards (11.2 avg.) and 9 TDs.
- 9 carries for 96 yards (10.7 avg.).
- His 111 receptions were a Chiefs single-season record.

VS. CLEVELAND (9/12): 11 receptions for 197 yards (17.9 avg.) and 1 TD; 1 carry for 4 yards.

- Caught a 75-yard TD pass from QB Patrick Mahomes to cut Cleveland's lead to 29-27.

AT PHILADELPHIA (10/3): 11 receptions for 186 yards (16.9 avg.) and 3 TDs.

- Caught a 6-yard TD pass from QB Patrick Mahomes in the 2nd quarter to give Kansas City a 14-10 lead.
- Caught a 12-yard TD pass from QB Patrick Mahomes in the 4th quarter to give Kansas City a 35-23 lead.
- Caught a 44-yard TD pass from QB Patrick Mahomes to give Kansas City a 42-23 lead in the 4th quarter.

AT L.A. CHARGERS (12/16): 12 receptions for 148 yards (12.3 avg.) and 1 TD.

- Caught a 1-yard TD pass from QB Patrick Mahomes to tie the game at 21-21 in the 4th quarter.

POSTSEASON:

AFC WILD CARD VS. PITTSBURGH (1/16): 5 receptions for 57 yards (11.4 avg.) and 1 TD; 1 punt return for -8 yards.

- Caught a 31-yard TD pass from QB Patrick Mahomes to give Kansas City a 35-7 lead.

AFC DIVISIONAL VS. BUFFALO (1/23): 11 receptions for 150 yards (13.6 avg.) and 1 TD; 1 carry for -2 yards; 1 punt return for 45 yards.

- Caught a 64-yard TD pass from QB Patrick Mahomes to give Kansas City a 33-29 lead in the 4th quarter.

AFC CHAMPIONSHIP VS. CINCINNATI (1/30): 7 receptions for 78 yards (11.1 avg.) and 1 TD.

- Caught a 10-yard TD pass from QB Patrick Mahomes to give Kansas City a 7-0 lead in the 1st quarter.

PRO BOWL:

- Selected to the Pro Bowl for the 6th time in his career and his 3rd as a starter.
- Became the 2nd WR in NFL history to make the Pro Bowl in each of his 1st 6 seasons (AJ Green).

HONORS:

- No. 15 on the NFL Network Top 100 list.

2020 (KANSAS CITY):

- Started 15 games.
- Inactive for 1 game.
- 87 receptions for 1,276 yards (14.7 avg.) and 15 TDs.
- 13 carries for 123 yards (9.5 avg.) and 2 TDs.

- 1 punt return for 0 yards.
- His 15 receiving TDs tied a single-season Chiefs record (Dwayne Bowe, 2010).

VS. CAROLINA (11/8): 9 receptions for 113 yards (12.6 avg.) and 2 TDs; 1 carry for 8 yards.

- Caught a 28-yard TD pass from QB Patrick Mahomes in the 4th quarter to give Kansas City a 26-17 lead.
- Caught a 2-yard TD pass from QB Patrick Mahomes to give Kansas City a 33-24 lead in the 4th quarter.

AT LAS VEGAS (11/22): 11 receptions for 102 yards (9.3 avg.) and 1 TD; 2 carries for -2 yards (-1.0 avg.).

- Caught a 3-yard TD pass from QB Patrick Mahomes to tie the game at 7-7 in the 1st quarter.

AT TAMPA BAY (11/29): 13 receptions for 269 yards (20.7 avg.) and 3 TDs.

- His 269 receiving yards were the most receiving yards in an NFL game since WR Julio Jones had 300 on Oct. 2, 2016 vs. Carolina, and the 2nd-most in a single game in Chiefs history (Stephone Paige, 309, 12/22/85).
- His 203 receiving yards in the 1st quarter made him the 3rd NFL player since 1980 with at least 200 receiving yards in a single quarter and 2nd-most in a 1st quarter (Lee Evans, 205, 11/19/06).
- Caught a 75-yard TD pass from QB Patrick Mahomes to give Kansas City a 10-0 lead in the 1st quarter.
- Caught a 44-yard TD pass from QB Patrick Mahomes to extend Kansas City's lead to 17-0 in the 1st quarter.
- Caught a 20-yard TD pass from QB Patrick Mahomes in the 3rd quarter to give Kansas City a 27-10 lead.

POSTSEASON:

AFC DIVISIONAL VS. CLEVELAND (1/17): 8 receptions for 110 yards (13.8 avg.); 3 carries for 9 yards (3.0 avg.).

AFC CHAMPIONSHIP VS. BUFFALO (1/24): 9 receptions for 172 yards (19.1 avg.).

SUPER BOWL LV VS. TAMPA BAY (2/7): 7 receptions for 73 yards (10.4 avg.); 1 carry for 5 yards; 1 punt return for 0 yards.

PRO BOWL:

- Selected to the Pro Bowl for the 5th time in his career and his 2nd as a starter.

HONORS:

- 1st-team All-Pro.
- AFC Offensive Player of the Week (at Tampa Bay, 11/29).
- PFWA All-AFC.
- No. 22 on the NFL Network Top 100 list.

2019 (KANSAS CITY):

- Started 12 games.
- Inactive for 4 games.
- 58 receptions for 860 yards (14.8 avg.) and 7 TDs.
- 8 carries for 23 yards (2.9 avg.).
- 1 punt return for 0 yards.

VS. HOUSTON (10/13): 5 receptions for 80 yards (16.0 avg) and 2 TDs.

- Caught a 46-yard TD pass from QB Patrick Mahomes to give Kansas City a 7-0 lead in the 1st

quarter.

- Caught a 6-yard pass from QB Patrick Mahomes in the 3rd quarter to give Kansas City a 24-23 lead.

VS. MINNESOTA (11/3): 6 receptions for 140 yards (23.3 avg.) and 1 TD; 1 carry for 5 yards.

- Caught a 40-yard TD pass from QB Patrick Mahomes in the 1st quarter to give Kansas City a 7-0 lead.

AT TENNESSEE (11/10): 11 receptions for 157 yards (14.3 avg.) and 1 TD; 1 carry for 3 yards.

- Caught an 11-yard TD pass from QB Patrick Mahomes to give Kansas City a 20-13 lead in the 3rd quarter.

VS. DENVER (12/15): 5 receptions for 67 yards (13.4 avg.) and 2 TDs; 1 carry for 1 yard.

- Caught a 41-yard TD pass from QB Patrick Mahomes to give Kansas City a 7-0 lead in the 1st quarter.
- Caught a 5-yard TD pass from QB Patrick Mahomes in the 3rd quarter to give Kansas City a 22-3 lead.

POSTSEASON:

AFC DIVISIONAL VS. HOUSTON (1/12): 3 receptions for 41 yards (13.7 avg.); 1 carry for 4 yards; 1 punt return for 0 yards.

AFC CHAMPIONSHIP VS. TENNESSEE (1/19): 5 receptions for 67 yards (13.4 avg.) and 2 TDs; 1 carry for 7 yards; 1 kickoff return for 19 yards.

- Caught an 8-yard TD pass from QB Patrick Mahomes to cut Tennessee's lead to 10-7 in the 1st quarter.
- Caught a 20-yard TD pass from QB Patrick Mahomes to cut Tennessee's lead to 17-14 in the 2nd quarter.

SUPER BOWL LIV VS. SAN FRANCISCO (2/2): 9 receptions for 105 yards (11.7 avg.).

PRO BOWL:

- Selected to the Pro Bowl for the 4th time in his career.

HONORS:

- No. 19 on the NFL Network Top 100 list.

2018 (KANSAS CITY):

- Started all 16 games.
- 87 receptions for 1,479 yards (17.0 avg.) and 12 TDs.
- 22 carries for 151 yards (6.9 avg.) and 1 TD.
- 20 punt returns for 213 yards (10.7 avg.) and 1 TD.
- His 1,479 receiving yards were a Chiefs single-season record.
- His 12 receiving TDs were tied for 2nd-most in a single season in Chiefs history at the time.

AT L.A. CHARGERS (9/9): 7 receptions for 169 yards (24.1 avg.) and 2 TDs; 2 carries for 4 yards (2.0 avg.); 2 punt returns for 95 yards (47.5 avg.) and 1 TD.

- Returned a punt 91 yards for a TD in the 1st quarter to give Kansas City a 7-0 lead.
- Caught a 58-yard TD pass from QB Patrick Mahomes in the 1st quarter to give Kansas City a 14-3 lead.
- Caught a 1-yard TD pass from QB Patrick Mahomes to give Kansas City a 38-20 lead in the 4th quarter.

AT NEW ENGLAND (10/14): 7 receptions for 142 yards (20.3 avg.) and 3 TDs.

- Caught a 14-yard TD pass from QB Patrick Mahomes in the 3rd quarter to cut New England's lead to 27-15.
- Scored on a 1-yard TD pass from QB Patrick Mahomes to give Kansas City a 33-30 advantage.
- Caught a 75-yard TD pass from QB Patrick Mahomes to tie the game at 40-40 in the 4th quarter.

VS. ARIZONA (11/11): 7 receptions for 117 yards (16.7 avg.) and 2 TDs; 1 carry for 20 yards; 2 punt returns for 0 yards (0.0 avg.).

- Caught a 37-yard TD pass from QB Patrick Mahomes on Kansas City's opening possession.
- Caught a 14-yard TD pass from QB Patrick Mahomes to give Kansas City a 20-7 lead in the 2nd quarter.

POSTSEASON:

AFC DIVISIONAL VS. INDIANAPOLIS (1/12): 8 receptions for 72 yards (9.0 avg.); 1 carry for 36 yards and 1 TD; 5 punt returns for 6 yards (1.2 avg.).

- Scored on a 36-yard TD run to give Kansas City a 14-0 lead in the 1st quarter.

AFC CHAMPIONSHIP VS. NEW ENGLAND (1/20): 1 reception for 42 yards; 1 punt return for -11 yards.

PRO BOWL:

- Selected to start in the Pro Bowl for the 1st time in his career and his 3rd overall Pro Bowl selection.

HONORS:

- 1st-team All-Pro.
- No. 40 on the NFL Network Top 100 list.

2017 (KANSAS CITY):

- Played in 15 games with 13 starts.
- Inactive for 1 game.
- 75 receptions for 1,183 yards (15.8 avg.) and 7 TDs.
- 17 carries for 59 yards (3.5 avg.).
- 25 punt returns for 204 yards (8.2 avg.) and 1 TD.

AT NEW ENGLAND (9/7): 7 receptions for 133 yards (19.0 avg.) and 1 TD; 2 carries for 5 yards (2.5 avg.); 2 punt returns for 7 yards (3.5 avg.).

- Caught a 75-yard TD pass from QB Alex Smith in the 3rd quarter to give Kansas City a 21-17 lead.

AT HOUSTON (10/8): 4 receptions for 68 yards (17.0 avg.); 2 punt returns for 75 yards (37.5 avg.) and 1 TD.

- Scored on an 82-yard punt return to give Kansas City a 39-20 lead in the 4th quarter.

AT OAKLAND (10/19): 6 receptions for 125 yards (20.8 avg.) and 1 TD; 2 carries for 7 yards (3.5 avg.); 2 punt returns for 13 yards (6.5 avg.).

- Caught a 64-yard TD pass from QB Alex Smith to give Kansas City a 17-14 lead in the 2nd quarter.

AT N.Y. JETS (12/3): 6 receptions for 185 yards (30.8 avg.) and 2 TDs; 1 punt return for 24 yards.

- Caught a 79-yard TD pass from QB Alex Smith to tie the game at 24-24 in the 3rd quarter.
- Caught a 40-yard TD pass from QB Alex Smith to give Kansas City a 31-30 lead in the 4th quarter.

POSTSEASON:

AFC WILD CARD VS. TENNESSEE (1/6): 7

receptions for 87 yards (12.4 avg.); 1 carry for 14 yards; 1 kickoff return for 17 yards; 2 punt returns for 8 yards (4.0 avg.).

PRO BOWL:

- Selected to the Pro Bowl as a return specialist for the 2nd time in his career.

HONORS:

- No. 36 on the NFL Network Top 100 list.

2016 (KANSAS CITY):

- Played in all 16 games with 1 start.
- 61 receptions for 593 yards (9.7 avg.) and 6 TDs.
- 24 carries for 267 yards (11.1 avg.) and 3 TDs.
- 14 kickoff returns for 384 yards (27.4 avg.) and 1 TD.
- 39 punt returns for 592 yards (15.2 avg.) and 2 TDs.

VS. SAN DIEGO (9/11): 1 reception for 9 yards and 1 TD; 3 punt returns for 35 yards (11.7 avg.).

- Caught a 9-yard TD pass from QB Alex Smith in the 3rd quarter.
- It was his first NFL reception and TD.
- Made his NFL debut.

AT DENVER (11/27): 9 receptions for 52 yards (5.8 avg.) and 1 TD; 1 carry for 3 yards and 1 TD; 1 kickoff return for 86 yards and 1 TD; 2 punt returns for 28 yards (14.0 avg.).

- Returned a kickoff 86 yards for a TD to give Kansas City a 9-0 lead in the 2nd quarter.
- Scored on a 3-yard TD run in the 3rd quarter to give Kansas City a 16-10 lead.
- Caught a 2-yard TD pass from QB Alex Smith to tie the game at 24-24 with 15 seconds left in the 4th quarter.
- He became the first player to record a rushing touchdown, receiving touchdown and a kick return touchdown in a single game since Chicago's Gale Sayers did so against Minnesota on Oct. 17, 1965.

VS. OAKLAND (12/8): 6 receptions for 66 yards (11.0 avg.) and 1 TD; 1 carry for 2 yards; 1 kickoff return for 25 yards; 6 punt returns for 99 yards (16.5 avg.) and 1 TD.

- Caught a 36-yard TD pass from QB Alex Smith in the 2nd quarter to give Kansas City a 7-3 lead.
- Returned a punt for a 78-yard TD to give Kansas City a 21-3 lead in the 2nd quarter.

AT SAN DIEGO (1/1): 5 receptions for 46 yards (9.2 avg.); 3 carries for 15 yards (5.0 avg.); 1 punt return for 95 yards and 1 TD.

- Returned a punt 95 yards for a TD to give Kansas City a 34-17 lead in the 3rd quarter.

POSTSEASON:

AFC DIVISIONAL VS. PITTSBURGH (1/15): 4 receptions for 27 yards (6.8 avg.); 3 carries for 18 yards (6.0 avg.); 4 kickoff returns for 72 yards (18.0 avg.).

PRO BOWL:

- Selected to the Pro Bowl as a return specialist for the 1st time in his career.

HONORS:

- 1st-team All-Pro.
- PFWA All-NFL.
- PFWA All-AFC.
- PFWA All-Rookie.

- Pepsi NFL Rookie of the Week (at San Diego, 1/1).
- AFC Special Teams Player of the Week (at San Diego, 1/1).
- AFC Special Teams Player of the Month (December)
- AFC Special Teams Player of the Week (vs. Oakland, 12/8).
- AFC Offensive Player of the Week (at Denver, 11/27).

BEFORE THE NFL

COLLEGE (WEST ALABAMA):

- 1-year starter (2015).
- Transferred to West Alabama from Oklahoma State following his junior season (2014).
- Transferred to Oklahoma State from Garden City Community College following his sophomore season (2013).

CAREER (AT WEST ALABAMA): Played in 11 games; 27 receptions for 444 yards (16.4 avg.) and 3 TDs; 25 carries for 237 yards (9.5 avg.) and 1 TD; 20 kickoff returns for 487 yards (24.4 avg.) and 2 TDs.; 20 punt returns for 257 yards (12.9 avg.) and 2 TDs.

SENIOR (2015 AT WEST ALABAMA): Played in 11 games; 27 receptions for 444 yards (16.4 avg.) and 3 TDs; 25 carries for 237 yards (9.5 avg.) and 1 TD; 20 kickoff returns for 487 yards (24.4 avg.) and 2 TDs.; 20 punt returns for 257 yards (12.9 avg.) and 2 TDs.

JUNIOR (2014 AT OKLAHOMA STATE): Played in 12 games; 31 receptions for 281 yards (9.1 avg.) and 1 TD; 102 carries for 534 yards (5.2 avg.) and 1 TD; 30 kickoff returns for 740 yards (24.7 avg.) and 2 TDs; 27 punt returns for 256 yards (9.5 avg.) and 1 TD.

- Big-12 Newcomer of the Year.
- 2nd-team All-Big 12 returner.

- Also competed in track and field and was an Indoor All-American in the 200-meter dash.

SOPHOMORE (2013 AT GARDEN CITY): 32 receptions for 532 yards (16.6 avg.) and 6 TDs; 101 carries for 659 yards (6.5 avg.) and 5 TDs.

- Also competed in track and field.

TRUE FRESHMAN (2012 AT GARDEN CITY): 34 receptions for 661 yards (19.4 avg.) and 5 TDs; 59 carries for 295 yards (5.0 avg.) and 2 TDs.

HIGH SCHOOL (COFFEE HS - DOUGLAS, GA.)

- Also competed in track and field and was a state champion sprinter and long jumper.

OFF THE FIELD

COMMUNITY:

- Established the Tyreek Hill Family Foundation to empower at-risk youth through education and wellness initiatives including scholarships, mentorship programs and football events.

2024:

- Through his Tyreek Hill Family Foundation, hosted a surprise holiday gift event at Hard Rock Stadium for local Boys & Girls Clubs youth.
- Purchased toys for the holidays and partnered with the North Miami Police Department to distribute and surprise local youth.

2023:

- Provided holiday gifts for children with the North Miami Beach Police Athletic League, surprising them with holiday cheer at Hard Rock Stadium.

2022:

- Hosted his 2nd annual Tyreek Hill Family Foundation Gala to support mental health by benefitting the Intensive Outpatient Program (IOP) at Nicklaus Children's Hospital in Miami.

TYREEK HILL'S NFL REGULAR SEASON STATS

YEAR	TEAM	GP	GS	RECEIVING					RUSHING				
				REC	YDS	AVG	LG	TD	ATT	YDS	AVG	LG	TD
2016	KANSAS CITY	16	1	61	593	9.7	49	6	24	267	11.1	70t	3
2017	KANSAS CITY	15	13	75	1183	15.8	79t	7	17	59	3.5	16	0
2018	KANSAS CITY	16	16	87	1479	17.0	75t	12	22	151	6.9	33	1
2019	KANSAS CITY	12	12	58	860	14.8	57t	7	8	23	2.9	5	0
2020	KANSAS CITY	15	15	87	1276	14.7	75t	15	13	123	9.5	32t	2
2021	KANSAS CITY	17	16	111	1239	11.2	75t	9	9	96	10.7	33	0
2022	MIAMI	17	17	119	1710	14.4	64	7	7	32	4.6	10	1
2023	MIAMI	16	16	119	1799	15.1	78t	13	6	15	2.5	14	0
2024	MIAMI	17	17	81	959	11.8	80t	6	8	53	6.6	16	0
2025	MIAMI	1	1	4	40	10.0	21	0	0	0	0.0	-	0
NFL TOTALS		142	124	802	11138	13.9	80t	82	114	819	7.2	70t	7

TYREEK HILL'S NFL REGULAR SEASON RETURNING STATS

		KICKOFF RETURN					PUNT RETURN					
YEAR	TEAM	KR	YDS	AVG	LG	TD	PR	FC	YDS	AVG	LG	TD
2016	KANSAS CITY	14	384	27.4	86t	1	39	8	592	15.2	95t	2
2017	KANSAS CITY	0	0	0.0	-	0	25	9	204	8.2	82t	1
2018	KANSAS CITY	0	0	0.0	-	0	20	3	213	10.7	91t	1
2019	KANSAS CITY	0	0	0.0	-	0	1	0	0	0.0	0	0
2020	KANSAS CITY	0	0	0.0	-	0	1	1	0	0.0	0	0
2021	KANSAS CITY	0	0	0.0	-	0	0	0	0	0.0	-	0
2022	MIAMI	0	0	0.0	-	0	2	2	-4	-2.0	-2	0
2023	MIAMI	0	0	0.0	-	0	0	0	0	0.0	-	0
2024	MIAMI	0	0	0.0	-	0	3	2	31	10.3	18	0
NFL TOTALS		14	384	27.4	86t	1	91	25	1036	11.4	95t	4

TYREEK HILL'S NFL PLAYOFF STATS											
YEAR	TEAM	GP	GS	RECEIVING				RUSHING			
				REC	YDS	AVG	LG	TD	ATT	YDS	AVG
2016	KANSAS CITY	1	0	4	27	6.8	9	0	3	18	6.0
2017	KANSAS CITY	1	1	7	87	12.4	45	0	1	14	14.0
2018	KANSAS CITY	2	2	9	114	12.7	42	0	1	36	36.0
2019	KANSAS CITY	3	3	17	213	12.5	44	2	2	11	5.5
2020	KANSAS CITY	3	3	24	355	14.8	71	0	4	14	3.5
2021	KANSAS CITY	3	3	23	285	12.4	64t	3	1	-2	-2.0
2022	MIAMI	1	1	7	69	9.9	19	0	2	5	2.5
2023	MIAMI	1	1	5	62	12.4	53t	1	0	0	0.0
PLAYOFF TOTALS		15	14	96	1212	12.6	71	6	14	96	6.9

TYREEK HILL'S NFL PLAYOFF RETURNING STATS											
YEAR	TEAM	KICKOFF RETURN					PUNT RETURN				
		KR	YDS	AVG	LG	TD	PR	FC	YDS	AVG	LG
2016	KANSAS CITY	4	72	18.0	21	0	0	0	0	0.0	-
2017	KANSAS CITY	1	17	17.0	17	0	2	0	8	4.0	8
2018	KANSAS CITY	0	0	0.0	-	0	6	2	-5	-0.8	4
2019	KANSAS CITY	1	19	19.0	19	0	1	1	0	0.0	0
2020	KANSAS CITY	0	0	0.0	-	0	1	0	0	0.0	0
2021	KANSAS CITY	0	0	0.0	-	0	2	0	37	18.5	45
2022	MIAMI	0	0	0.0	-	0	0	0	0	0.0	-
2023	MIAMI	0	0	0.0	-	0	0	0	0	0.0	-
PLAYOFF TOTALS		6	108	18.0	21	0	12	3	40	3.3	45

ADDITIONAL STATS		
Special Teams Tackles:	(Kansas City) 6 in 2016.	
Miscellaneous Tackles:	(Kansas City) 1 in 2016, 1 in 2017, 1 in 2018, 1 in 2019, 1 in 2020, 2 in 2021, (Miami) 4 in 2022, 5 in 2023, 2 in 2024 for total of 18 (P-4).	
Miscellaneous Fumble Recoveries:	(Kansas City) 2 in 2016, 2 in 2017, 2 in 2018, 1 in 2021, (Miami) 1 in 2022 for total of 8.	
Miscellaneous Touchdowns:	(Miami) 57-yard fumble return at L.A. Chargers (12/11/22).	
2-Point Conversions:	(P-1).	

SINGLE-GAME CAREER HIGHS		
Receptions:	13	at Tampa Bay, 11/29/20
Receiving Yards:	269	at Tampa Bay, 11/29/20
Longest Reception:	80t	vs. Jacksonville, 9/8/24
Receiving TDs:	3	3 times, last: at Philadelphia, 10/3/21
Rushes:	6	vs. Denver, 12/25/16
Rushing Yards:	95	vs. Denver, 12/25/16
Longest Rush:	70t	vs. Denver, 12/25/16
Rushing TDs:	1	7 times, last: at Miami, 12/13/20
Kickoff Returns:	4	vs. Pittsburgh, 1/15/17*
Kickoff Return Yards:	86	at Denver, 11/27/16
Longest Kickoff Return:	86t	vs. Denver, 12/25/16
Kickoff Return TDs:	1	vs. Denver, 12/25/16
Punt Returns:	6	vs. Oakland, 12/8/16
Punt Return Yards:	99	vs. Oakland, 12/8/16
Longest Punt Return:	95t	at San Diego, 1/1/17
Punt Return TDs:	1	4 times, last: at L.A. Chargers, 9/9/18

* AFC Divisional game

100-YARD RECEIVING GAMES (40)						
DATE	OPPONENT	REC	YDS	AVG	LG	TD
9/7/17	at New England	7	133	19.0	75t	1
10/19/17	at Oakland	6	125	20.8	64t	1
12/3/17	at N.Y. Jets	6	185	30.8	79t	2
12/24/17	MIAMI	6	109	18.2	52	0
9/9/18	at L.A. Chargers	7	169	24.1	58t	2
10/14/18	at New England	7	142	20.3	75t	3
11/11/18	ARIZONA	7	117	16.7	38	2
11/19/18	at L.A. Rams	10	215	21.5	73t	2
12/9/18	BALTIMORE	8	139	17.4	48	0
12/30/18	OAKLAND	5	101	20.2	67t	1
11/3/19	MINNESOTA	6	140	23.3	41	1
11/10/19	at Tennessee	11	157	14.3	39	1
2/2/20	SAN FRANCISCO*	9	105	11.7	44	0
11/8/20	CAROLINA	9	113	12.6	28t	2
11/22/20	at Las Vegas	11	102	9.3	15	1
11/29/20	at Tampa Bay	13	269	20.7	75t	3
1/17/21	CLEVELAND***	8	110	13.8	26	0
1/24/21	BUFFALO**	9	172	19.1	71	0
9/12/21	CLEVELAND	11	197	17.9	75t	1
10/3/21	at Philadelphia	11	186	16.9	44t	3
12/16/21	at L.A. Chargers	12	148	12.3	40	1
1/23/22	BUFFALO***	11	150	13.6	64t	1
9/18/22	at Baltimore	11	190	17.3	60	2
9/29/22	at Cincinnati	10	160	16.0	64	0
10/16/22	MINNESOTA	12	177	14.8	28	0
10/30/22	at Detroit	12	188	15.7	42	0
11/6/22	at Chicago	7	143	20.4	39	1
12/4/22	at San Francisco	9	146	16.2	45t	1
12/25/22	GREEN BAY	4	103	25.8	52	0
9/10/23	at L.A. Chargers	11	215	19.5	47	2
9/24/23	DENVER	9	157	17.4	54t	1
10/8/23	N.Y. GIANTS	8	181	22.6	69t	1
10/15/23	CAROLINA	6	163	27.2	47	1
10/29/23	NEW ENGLAND	8	112	14.0	42t	1
11/19/23	LAS VEGAS	10	146	14.6	38t	1
11/24/23	at N.Y. Jets	9	102	11.3	35	1
12/3/23	at Washington	5	157	31.7	78t	1
9/8/24	JACKSONVILLE	7	130	18.6	80t	1
12/8/24	N.Y. JETS	10	115	11.5	21	1
12/29/24	at Cleveland	9	105	11.7	25	0

* Super Bowl LIV
 ** AFC Championship
 *** AFC Divisional game

2016 GAME-BY-GAME STATS (KANSAS CITY)

DATE	OPPONENT	P/S	REC	YDS	AVG	LG	TD
09/11	SAN DIEGO	1/0	1	9	9.0	9t	1
09/18	at Houston	1/0	2	8	4.0	5	0
09/25	N.Y. JETS	1/0	3	26	8.7	13	0
10/02	at Pittsburgh	1/0	5	24	4.8	10t	1
10/16	at Oakland	1/0	2	20	10.0	12	0
10/23	NEW ORLEANS	1/0	1	38	38.0	38t	1
10/30	at Indianapolis	1/0	5	98	19.6	49	1
11/06	JACKSONVILLE	1/0	3	11	3.7	5	0
11/13	at Carolina	1/0	10	89	8.9	27	0
11/20	TAMPA BAY	1/0	4	53	13.3	42	0
11/27	at Denver	1/0	9	52	5.8	11	1
12/04	at Atlanta	1/1	5	53	10.6	25	0
12/08	OAKLAND	1/0	6	66	11.0	36t	1
12/18	TENNESSEE	1/0	0	0	0.0	-	0
12/25	DENVER	1/0	0	0	0.0	-	0
01/01	at San Diego	1/0	5	46	9.2	20	0
2016 TOTALS		16/1	61	593	9.7	9t	6

DATE	OPPONENT	P/S	REC	YDS	AVG	LG	TD
01/15	PITTSBURGH*	1/0	4	27	6.8	9	0

* AFC Divisional game

2017 GAME-BY-GAME STATS (KANSAS CITY)

DATE	OPPONENT	P/S	REC	YDS	AVG	LG	TD
09/07	at New England	1/0	7	133	19.0	75t	1
09/17	PHILADELPHIA	1/1	4	43	10.8	18	0
09/24	at L.A. Chargers	1/1	5	77	15.4	30t	1
10/02	WASHINGTON	1/1	5	35	7.0	12	0
10/08	at Houston	1/1	4	68	17.0	38	0
10/15	PITTSBURGH	1/1	5	34	6.8	10	0
10/19	at Oakland	1/0	6	125	20.8	64t	1
10/30	DENVER	1/1	2	38	19.0	25	0
11/05	at Dallas	1/1	2	64	32.0	56t	1
11/19	at N.Y. Giants	1/1	7	68	9.7	38	0
11/26	BUFFALO	1/1	7	41	5.9	11	0
12/03	at N.Y. Jets	1/1	6	185	30.8	79t	2
12/10	OAKLAND	1/1	4	75	18.8	44	0
12/16	L.A. CHARGERS	1/1	5	88	17.6	64t	1
12/24	MIAMI	1/1	6	109	18.2	52	0
12/31	at Denver						INACTIVE
2017 TOTALS		15/13	75	1183	15.8	79t	7

DATE	OPPONENT	P/S	REC	YDS	AVG	LG	TD
01/06	TENNESSEE*	1/1	7	87	12.4	45	0

* AFC Wild Card game

2018 GAME-BY-GAME STATS (KANSAS CITY)

DATE	OPPONENT	P/S	REC	YDS	AVG	LG	TD
09/09	at L.A. Chargers	1/1	7	169	24.1	58t	2
09/16	at Pittsburgh	1/1	5	90	18.0	36	1
09/23	SAN FRANCISCO	1/1	2	51	25.5	42	0
10/01	at Denver	1/1	9	54	6.0	15	0
10/07	JACKSONVILLE	1/1	4	61	15.3	36	0
10/14	at New England	1/1	7	142	20.3	75t	3
10/21	CINCINNATI	1/1	7	68	9.7	27	1
10/28	DENVER	1/1	3	70	23.3	40	0
11/04	at Cleveland	1/1	4	69	17.3	40	0
11/11	ARIZONA	1/1	7	117	16.7	38	2
11/19	at L.A. Rams	1/1	10	215	21.5	73t	2
12/02	at Oakland	1/1	1	13	13.0	13	0
12/09	BALTIMORE	1/1	8	139	17.4	48	0
12/13	L.A. CHARGERS	1/1	4	46	11.5	33	0
12/23	at Seattle	1/1	4	74	18.5	32	0
12/30	OAKLAND	1/1	5	101	20.2	67t	1
2018 TOTALS		16/16	87	1479	17.0	75t	12

DATE	OPPONENT	P/S	REC	YDS	AVG	LG	TD
01/12	INDIANAPOLIS*	1/1	8	72	9.0	17	0
01/20	NEW ENGLAND**	1/1	1	42	42.0	42	0
PLAYOFF TOTALS		2/2	9	114	12.7	42	0

* AFC Divisional game

** AFC Championship

2019 GAME-BY-GAME STATS (KANSAS CITY)

DATE	OPPONENT	P/S	REC	YDS	AVG	LG	TD
09/08	at Jacksonville	1/1	2	16	8.0	8	0
09/15	at Oakland						INACTIVE
09/22	BALTIMORE						INACTIVE
09/29	at Detroit						INACTIVE
10/06	INDIANAPOLIS						INACTIVE
10/13	HOUSTON	1/1	5	80	16.0	46t	2
10/17	at Denver	1/1	3	74	24.7	57t	1
10/27	GREEN BAY	1/1	6	76	12.7	21	0
11/03	MINNESOTA	1/1	6	140	23.3	41	1
11/10	at Tennessee	1/1	11	157	14.3	39	1
11/18	at L.A. Chargers	1/1	0	0	0.0	-	0
12/01	OAKLAND	1/1	5	55	11.0	17	0
12/08	at New England	1/1	6	62	10.3	21	0
12/15	DENVER	1/1	5	67	13.4	41t	2
12/22	at Chicago	1/1	5	72	14.4	19	0
12/29	L.A. CHARGERS	1/1	4	61	15.3	47t	7
2019 TOTALS		12/12	58	860	14.8	57t	7

DATE	OPPONENT	P/S	REC	YDS	AVG	LG	TD
01/12	HOUSTON*	1/1	3	41	13.7	20	0
01/19	TENNESSEE**	1/1	5	67	13.4	26	2
02/02	SAN FRANCISCO***	1/1	9	105	11.7	44	0
PLAYOFF TOTALS		3/3	17	213	12.5	44	2

* AFC Divisional game

** AFC Championship

*** Super Bowl LIV

2020 GAME-BY-GAME STATS (KANSAS CITY)

DATE	OPPONENT	P/S	REC	YDS	AVG	LG	TD
09/10	HOUSTON	1/1	5	46	9.2	15	1
09/20	at L.A. Chargers	1/1	5	99	19.8	54t	1
09/28	at Baltimore	1/1	5	77	15.4	33	1
10/05	NEW ENGLAND	1/1	4	64	16.0	22	1
10/11	LAS VEGAS	1/1	3	78	26.0	37	0
10/19	at Buffalo	1/1	3	20	6.7	8	0
10/25	at Denver	1/1	6	55	9.2	15	1
11/01	N.Y. JETS	1/1	4	98	24.5	41t	2
11/08	CAROLINA	1/1	9	113	12.6	28t	2
11/22	at Las Vegas	1/1	11	102	9.3	15	1
11/29	at Tampa Bay	1/1	13	269	20.7	75t	3
12/06	DENVER	1/1	6	58	9.7	30	0
12/13	at Miami	1/1	3	79	26.3	44t	1
12/20	at New Orleans	1/1	6	53	8.8	19	1
12/27	ATLANTA	1/1	4	65	16.3	31	0
01/03	L.A. CHARGERS						INACTIVE
2020 TOTALS		15/15	87	1276	14.7	75t	15

DATE	OPPONENT	P/S	REC	YDS	AVG	LG	TD
01/17	CLEVELAND*	1/1	8	110	13.8	26	0
01/24	BUFFALO**	1/1	9	172	19.1	71	0
02/07	at Tampa Bay***	1/1	7	73	10.4	23	0
PLAYOFF TOTALS		3/3	24	355	14.8	71	0

* AFC Divisional game

** AFC Championship

*** Super Bowl LV

2021 GAME-BY-GAME STATS (KANSAS CITY)

DATE	OPPONENT	P/S	REC	YDS	AVG	LG	TD
09/12	CLEVELAND	1/1	11	197	17.9	75t	1
09/19	at Baltimore	1/1	3	14	4.7	7	0
09/26	L.A. CHARGERS	1/1	5	56	11.2	18	0
10/03	at Philadelphia	1/1	11	186	16.9	44t	3
10/10	BUFFALO	1/1	7	63	9.0	17	0
10/17	at Washington	1/1	9	76	8.4	19	1
10/24	at Tennessee	1/1	6	49	8.2	17	0
11/01	N.Y. GIANTS	1/1	12	94	7.8	15	1
11/07	GREEN BAY	1/1	4	37	9.3	13	0
11/14	at Las Vegas	1/1	7	83	11.9	32	2
11/21	DALLAS	1/1	9	77	8.6	23	0
12/05	DENVER	1/1	2	22	11.0	13	0
12/12	LAS VEGAS	1/1	4	76	19.0	38	0
12/16	at L.A. Chargers	1/1	12	148	12.3	40	1
12/26	PITTSBURGH	1/1	2	19	9.5	10	0
01/02	at Cincinnati	1/1	6	40	6.7	17	0
01/08	at Denver	1/0	1	2	2.0	2	0
2021 TOTALS		17/16	111	1239	11.2	75t	9

DATE	OPPONENT	P/S	REC	YDS	AVG	LG	TD
01/16	PITTSBURGH*	1/1	5	57	11.4	31t	1
01/23	BUFFALO**	1/1	11	150	13.6	64t	1
01/30	CINCINNATI***	1/1	7	78	11.1	33	1
PLAYOFF TOTALS		3/3	23	285	12.4	64t	3

* AFC Wild Card game
** AFC Divisional game
*** AFC Championship

2022 GAME-BY-GAME STATS (MIAMI)

DATE	OPPONENT	P/S	REC	YDS	AVG	LG	TD
09/11	NEW ENGLAND	1/1	8	94	11.8	26	0
09/18	at Baltimore	1/1	11	190	17.3	60t	2
09/25	BUFFALO	1/1	2	33	16.5	22	0
09/29	at Cincinnati	1/1	10	160	16.0	64	0
10/09	at N.Y. Jets	1/1	7	47	6.7	13	0
10/16	MINNESOTA	1/1	12	177	14.8	28	0
10/23	PITTSBURGH	1/1	7	72	10.3	21	0
10/30	at Detroit	1/1	12	188	15.7	42	0
11/06	at Chicago	1/1	7	143	20.4	39	1
11/13	CLEVELAND	1/1	5	44	8.8	20	1
11/27	HOUSTON	1/1	6	85	14.2	29	0
12/04	at San Francisco	1/1	9	146	16.2	45t	1
12/11	at L.A. Chargers	1/1	4	81	20.3	60t	1
12/17	at Buffalo	1/1	9	69	7.7	20t	1
12/25	GREEN BAY	1/1	4	103	25.8	52	0
01/01	at New England	1/1	4	55	13.8	19	0
01/08	N.Y. JETS	1/1	2	23	11.5	15	0
2022 TOTALS		17/17	119	1710	14.4	64	7

DATE	OPPONENT	P/S	REC	YDS	AVG	LG	TD
01/15	at Buffalo*	1/1	7	69	9.9	19	0

* AFC Wild Card game

2023 GAME-BY-GAME STATS (MIAMI)

DATE	OPPONENT	P/S	REC	YDS	AVG	LG	TD
09/10	at L.A. Chargers	1/1	11	215	19.5	47	2
09/17	at New England	1/1	5	40	8.0	15	1
09/24	DENVER	1/1	9	157	17.4	54t	1
10/01	at Buffalo	1/1	3	58	19.3	20	0
10/08	N.Y. GIANTS	1/1	8	181	22.6	69t	1
10/15	CAROLINA	1/1	6	163	27.2	47	1
10/22	at Philadelphia	1/1	11	88	8.0	27t	1
10/29	NEW ENGLAND	1/1	8	112	14.0	42t	1
11/05	at Kansas City	1/1	8	62	7.8	19	0
11/19	LAS VEGAS	1/1	10	146	14.6	38t	1
11/24	at N.Y. Jets	1/1	9	102	11.3	35	1
12/03	at Washington	1/1	5	157	31.4	78t	2
12/11	TENNESSEE	1/1	4	61	15.3	25	0
12/17	N.Y. JETS		INACTIVE				
12/24	DALLAS	1/1	9	99	11.0	20	0
12/31	at Baltimore	1/1	6	76	12.7	25	0
01/07	BUFFALO	1/1	7	82	11.7	23	1
2023 TOTALS		16/16	119	1799	15.1	78t	13

DATE	OPPONENT	P/S	REC	YDS	AVG	LG	TD
01/13	at Kansas City*	1/1	5	62	12.4	53t	1

* AFC Wild Card game

2024 GAME-BY-GAME STATS (MIAMI)

DATE	OPPONENT	P/S	REC	YDS	AVG	LG	TD
09/08	JACKSONVILLE	1/1	7	130	18.6	80t	1
09/12	BUFFALO	1/1	3	24	8.0	10	0
09/22	at Seattle	1/1	3	40	13.3	17	0
09/30	TENNESSEE	1/1	4	23	5.8	17	0
10/06	at New England	1/1	6	69	11.5	21	0
10/20	at Indianapolis	1/1	1	8	8.0	8	0
10/27	ARIZONA	1/1	6	72	12.0	30	0
11/03	at Buffalo	1/1	4	80	20.0	28	0
11/11	at L.A. Rams	1/1	3	16	5.3	12	1
11/17	LAS VEGAS	1/1	7	61	8.7	18	1
11/24	NEW ENGLAND	1/1	5	48	9.6	20	0
11/28	at Green Bay	1/1	6	83	13.8	30	1
12/08	N.Y. JETS	1/1	10	115	11.5	21	1
12/15	at Houston	1/1	2	36	18.0	21	0
12/22	SAN FRANCISCO	1/1	3	29	9.7	24	1
12/29	at Cleveland	1/1	9	105	11.7	25	0
01/05	at N.Y. Jets	1/1	2	20	10.0	13	0
2024 TOTALS		17/17	81	959	11.8	80t	6

2025 GAME-BY-GAME STATS (MIAMI)

DATE	OPPONENT	P/S	REC	YDS	AVG	LG	TD
09/07	at Indianapolis	1/1	4	40	10.0	21	0
09/14	NEW ENGLAND						
09/18	at Buffalo						
09/29	N.Y. JETS						
10/05	at Carolina						
10/12	L.A. CHARGERS						
10/19	at Cleveland						
10/26	at Atlanta						
10/30	BALTIMORE						
11/09	BUFFALO						
11/16	WASHINGTON						
11/30	NEW ORLEANS						
12/07	at N.Y. Jets						
12/15	at Pittsburgh						
12/21	CINCINNATI						
12/28	TAMPA BAY						
TBD	at New England						
2025 TOTALS		1/1	4	40	10.0	21	0



30

ALEC

INGOLD

FULLBACK // 6-1 // 232 // WISCONSIN '19

ACQUIRED: UFA, '22 (LV)

HOMETOWN: GREEN BAY, WIS. // BORN: 7/9/96

NFL: SEVENTH SEASON // DOLPHINS: FOURTH SEASON



2023



2021, 2023, 2024, 2025

NFL CAREER

TRANSACTIONS:

- Signed by Miami on March 17, 2022.
- Signed by Oakland as an undrafted college free agent on May 3, 2019.

CAREER HONORS:

- 2024 Walter Payton NFL Man of the Year nominee (Miami).
- 2023 Don Shula Leadership Award.
- 2023 Pro Bowl Selection.
- 2023 Walter Payton NFL Man of the Year nominee (Miami).
- 2022 Ed Block Courage Award (Miami recipient).
- 2022 Art Rooney Sportsmanship Award nominee.
- 2020 Walter Payton NFL Man of the Year nominee (Las Vegas).

CAREER HIGHLIGHTS:

- Played in 91 career games with 49 starts.
- 33 carries for 47 yards (1.4 avg.) and 2 TD.
- 68 receptions for 560 yards (8.2 avg.) and 4 TDs.
- 11 special teams tackles (7 solo).
- 3 miscellaneous tackles.
- 4 miscellaneous fumble recoveries.
- Played in 2 postseason games with 1 start for Miami.
- Is a 4-time team captain (2021, 2023-25).

2025 (MIAMI):

- Started 1 game.
- 1 reception for 1 yard.
- Serves as team captain.

2024 (MIAMI):

- Played in 15 games with 10 starts.
- Inactive for 2 games.
- 10 carries for 17 yards (1.7 avg.) and 1 TD.
- 11 receptions for 96 yards (8.7 avg.)
- 2 special teams tackles (1 solo).
- 1 miscellaneous fumble recovery.
- Served as a team captain.

VS. JACKSONVILLE (9/8): 2 carries for 8 yards (4.0 avg.).

- Converted on 3rd-and-1 on the final drive of the game to set up the game-winning field goal.

AT NEW ENGLAND (10/6): 1 carry for 3 yards and 1 TD.

- Scored the game-winning TD on a 3-yard rush with 4:27 remaining in the 4th quarter.

VS. ARIZONA (10/27): 1 carry for 3 yards; 3 receptions for 19 yards (6.3 avg.).

HONORS:

- Walter Payton NFL Man of the Year nominee (Miami).

2023 (MIAMI):

- Played in all 17 games with 13 starts.
- 2 carries for 0 yards (0.0 avg.).
- 13 receptions for 119 yards (9.2 avg.).
- 1 miscellaneous tackle.
- Served as a team captain.

AT L.A. CHARGERS (9/10): 2 receptions for 34 yards (17.0 avg.).

AT BUFFALO (10/1): 1 reception for 23 yards (23.0 avg.).

VS. LAS VEGAS (11/19): 3 receptions for 16 yards (5.3 avg.).

POSTSEASON:

AFC WILD CARD AT KANSAS CITY (1/13): 1 kickoff return for 19 yards (19.0 avg.); 1 solo special teams tackle.

PRO BOWL:

- Selected to start the Pro Bowl for the 1st time in his career.

HONORS:

- Don Shula Leadership Award.
- Walter Payton NFL Man of the Year nominee (Miami).

2022 (MIAMI):

- Played in all 17 games with 14 starts.
- 6 carries for 8 yards (1.3 avg.) and 1 TD.
- 15 receptions for 105 yards (7.0 avg.) and 1 TD.
- 2 kickoff returns for 20 yards (10.0 avg.).
- 2 solo special teams tackles.
- 2 miscellaneous tackles.

VS. NEW ENGLAND (9/11): 1 carry for 2 yards; 1 reception for 8 yards.

- Made his Dolphins debut.

AT DETROIT (10/30): 1 carry for 1 yard and 1 TD; 1 reception for 5 yards.

- Scored his 1st career rushing TD on a 1-yard carry in the 3rd quarter.

VS. CLEVELAND (11/13): 4 receptions for 45 yards (11.3 avg.) and 1 TD.

- Caught a 13-yard TD pass from QB Tua Tagovailoa in the 1st quarter for his 1st TD reception of the season.

POSTSEASON:

AFC WILD CARD AT BUFFALO (1/15): 1 miscellaneous tackle.

HONORS:

- Ed Block Courage Award (Miami recipient).
- Art Rooney Sportsmanship Award nominee.

2021 (LAS VEGAS):

- Played in 9 games with 3 starts.
- Missed the rest of the season after being placed on injured reserve on Nov. 20.
- 2 carries for 1 yard (0.5 avg.).
- 10 receptions for 85 yards (8.5 avg.) and 1 TD.
- 4 special teams tackles (2 solo).
- 1 miscellaneous fumble recovery.
- Served as a team captain.

VS. MIAMI (9/26): 1 carry for 0 yards; 1 reception for 1 yard and a TD.

- Caught a 1-yard TD pass from QB Derek Carr in the 2nd quarter.

VS. PHILADELPHIA (10/24): 1 carry for 1 yard; 1 reception for 29 yards; 1 solo special teams tackle.

AT N.Y. GIANTS (11/7): 3 receptions for 28 yards (9.3 avg.); 1 special teams tackle.

2020 (LAS VEGAS):

- Played in all 16 games with 4 starts.
- 3 carries for 4 yards (1.3 avg.).
- 12 receptions for 110 yards (9.2 avg.) and 1 TD.
- 1 solo special teams tackle.
- 1 miscellaneous fumble recovery.

VS. NEW ORLEANS (9/21): 2 receptions for 5 yards (2.5 avg.) and 1 TD.

- Caught a 3-yard TD pass from QB Derek Carr in the 2nd quarter.

VS. BUFFALO (10/4): 1 carry for -1 yard; 2 receptions for 29 yards (14.5 avg.).

AT KANSAS CITY (10/11): 2 receptions for 25 yards (12.5 avg.).

HONORS:

- Walter Payton Man of the Year nominee (Las Vegas).

2019 (OAKLAND):

- Played in all 16 games with 4 starts.
- 10 carries for 17 yards (1.7 avg.).
- 6 receptions for 44 yards (7.3 avg.) and 1 TD.
- 2 special teams tackles (1 solo).
- 1 miscellaneous fumble recovery.

VS. L.A. CHARGERS (11/7): 1 carry for 3 yards; 1 reception for 9 yards and a TD; 1 solo special teams tackle.

- Scored on a 9-yard pass from QB Derek Carr to give Oakland a 17-14 lead in the 2nd quarter.
- It was his 1st career TD.

AT KANSAS CITY (12/1): 1 carry for 4 yards; 2 receptions for 13 yards (6.5 avg.).

VS. JACKSONVILLE (12/15): 3 receptions for 22 yards (7.3 avg.).

BEFORE THE NFL

COLLEGE (WISCONSIN):

- 4-year letterman (2015-18) and 1-year starter.
- Moved from linebacker to fullback early during his freshman season in 2015.

CAREER: Played in 51 games with 11 starts; 103 carries for 343 yards (3.3 avg.) and 17 TDs; 14 receptions for 185 yards (13.2 avg.) and 4 TDs; 4 kickoff returns for 63 yards (15.8 avg.).

SENIOR (2018): Played in all 13 games with 11 starts; 26 carries for 143 yards (5.5 avg.) and 6 TDs; 5 receptions for 93 yards (18.6 avg.) and 1 TD.

- Served as team a captain.

JUNIOR (2017): Played in all 14 games; 10 carries for 25 yards (2.5 avg.) and 3 TDs; 3 receptions for 37 yards (12.3 avg.) and 1 TD.

SOPHOMORE (2016): Played in all 14 games; 18 carries for 44 yards (2.4 avg.) and 2 TDs; 6 receptions for 55 yards (9.2 avg.) and 2 TDs; 2 kickoff returns for 31 yards (15.5 avg.).

TRUE FRESHMAN (2015): Played in 10 games; 49 carries for 131 yards (2.7 avg.) and 6 TDs; 2 kickoff returns for 32 yards (16.0 avg.).

HIGH SCHOOL (BAY PORT HS – GREEN BAY, WIS.)

- Played quarterback and running back.
- Also lettered in wrestling and baseball.

SENIOR (2014): 2,324 rushing yards and 29 TDs; 1,411 passing yards and 15 TDs.

- Wisconsin Gatorade Player of the Year.
- 1st-team all-state.

SOPHOMORE (2012): 1,024 rushing yards and 22 TDs.

- 1st-team all-conference.

OFF THE FIELD

COMMUNITY:

- Established the Ingold Family Foundation with the vision to cultivate environments of inspiration and motivation.
- Leads in advocacy of adoption and foster care through partnerships with AdoptUSKids, ChildNet and The Barker Adoption Foundation.
- Serves as a national spokesperson for AdoptUSKids.
- Has served as a Mission Ambassador for Raise the Future, an organization that supports and exemplifies the mission of finding one caring adult for all youth who are currently experiencing foster care.

2024:

- Developed and launched a curriculum around his first published book – “The 7 Crucibles” – to be implemented in Broward County Public Schools, the second-largest school district in Florida. The school athletic programs were onboarded in the training modules based on the book’s lessons in personal adversity.
- Through his Ingold Family Foundation, continued his annual programming for youth in his home state of Wisconsin and community in South Florida, including football camps and his designed Money Mini Camps – a workshop dedicated to the advancement of financial literacy and personal

development for underprivileged youth.

- Expanded impact with SOS Children's Villages Florida, initiating a season-long "Gifts In Gold" fundraising campaign to provide a new playground for the residential foster care community. Also donated 45 brand-new pairs of shoes for the children in the neighborhood at the start of the school year.
- Served as a motivational speaker and mindset coach for college and high school student-athletes in individual coaching sessions and team settings.
- In July, hosted free football camps for children in his home state of Wisconsin and in Miami.

2023:

- Through the Ingold Family Foundation, teamed up with Beyond the Basics Inc., to host a holiday dinner and wish list surprise for children at the SOS Children's Villages Florida, a residential foster care community in Coconut Creek.
- Led several panels and speaking engagements for community members to inspire and connect through overcoming adversity.

- Hosted a free football camp for children in the foster care and adoption community, in collaboration with Children's Home Society of Florida.

2022:

- Earned the Adoption Excellence Award from AdoptUSKids in partnership with the Children's Bureau and the Ad Council for making extraordinary strides on behalf of waiting children and youth in foster care.

PERSONAL:

- **PRONUNCIATION:** Last name is pronounced INN-gold.
- **MAJOR:** Personal finance – financial planning.
- Wrote and published his first book – "The 7 Crucibles: An Inspirational Game Plan for Overcoming Adversity in Your Life" – in 2023.

ALEC INGOLD'S NFL REGULAR SEASON STATS													
YEAR	TEAM			RUSHING					RECEIVING				
		GP	GS	ATT	YDS	AVG	LG	TD	REC	YDS	AVG	LG	TD
2019	OAKLAND	16	4	10	17	1.7	4	0	6	44	7.3	14	1
2020	LAS VEGAS	16	4	3	4	1.3	3	0	12	110	9.2	23	1
2021	LAS VEGAS	9	3	2	1	0.5	1	0	10	85	8.5	29	1
2022	MIAMI	17	14	6	8	1.3	2	1	15	105	7.0	17	1
2023	MIAMI	17	13	2	0	0.0	0	0	13	119	9.2	23	0
2024	MIAMI	15	10	10	17	1.7	6	1	11	96	8.7	25	0
2025	MIAMI	1	1	0	0	0.0	-	0	1	1	1.0	1	0
NFL TOTALS		91	49	33	47	1.4	6	2	68	560	8.2	29	4

ALEC INGOLD'S NFL PLAYOFF STATS													
YEAR	TEAM			RUSHING					RECEIVING				
		GP	GS	ATT	YDS	AVG	LG	TD	REC	YDS	AVG	LG	TD
2022	MIAMI	1	0	0	0	0.0	-	0	0	0	0.0	-	0
2023	MIAMI	1	0	0	0	0.0	-	0	0	0	0.0	-	0
PLAYOFF TOTALS		1	0	0	0	0.0	-	0	0	0	0.0	-	0

ALEC INGOLD'S NFL PLAYOFF RETURNING STATS												
YEAR	TEAM	KICKOFF RETURN					PUNT RETURN					
		KR	YDS	AVG	LG	TD	PR	FC	YDS	AVG	LG	TD
2023	MIAMI	1	19	19.0	19	0	0	0	0	0.0	-	0
PLAYOFF TOTALS		1	19	19.0	19	0	0	0	0	0.0	-	0

ADDITIONAL STATS

Special Teams Tackles: (Oakland/Las Vegas) 2 in 2019, 1 in 2020, 4 in 2021, (Miami) 2 in 2022, 2 in 2024 for total of 11 (P-1).

Kickoff Returns: (Miami) 2 for 20 yards in 2022.

Miscellaneous Tackles: (Miami) 2 in 2022, 1 in 2023 for a total of 3 (P-1).

Miscellaneous Fumble Recoveries: (Oakland/Las Vegas) 1 in 2019, 1 in 2020, 1 in 2021, (Miami) 1 in 2024 for total of 4.

SINGLE-GAME CAREER HIGHS

Rushes:	2	4 times, last: at Indianapolis, 10/20/24
Rushing Yards:	8	vs. Jacksonville, 9/8/24
Rushing Long:	6	vs. Jacksonville, 9/8/24
Rushing TDs:	1	Twice, last: at New England, 10/6/24
Receptions:	4	Twice, last: vs. Cleveland, 11/13/22
Receiving Yards:	45	vs. Cleveland, 11/13/22
Receiving Long:	29	vs. Philadelphia, 10/24/21
Receiving TDs:	1	4 times, last: vs. Cleveland, 11/13/22

2019 GAME-BY-GAME STATS (OAKLAND)

DATE	OPPONENT	P/S	ATT	YDS	AVG	LG	TD
09/09	DENVER	1/1	0	0	0.0	-	0
09/15	KANSAS CITY	1/0	0	0	0.0	-	0
09/22	at Minnesota	1/0	0	0	0.0	-	0
09/29	at Indianapolis	1/1	1	1	1.0	1	0
10/06	CHICAGO	1/0	1	3	3.0	3	0
10/20	at Green Bay	1/0	0	0	0.0	-	0
10/27	at Houston	1/0	1	2	2.0	2	0
11/03	DETROIT	1/0	1	2	2.0	2	0
11/07	L.A. CHARGERS	1/1	1	3	3.0	3	0
11/17	CINCINNATI	1/1	1	3	3.0	3	0
11/24	at N.Y. Jets	1/0	1	0	0.0	0	0
12/01	at Kansas City	1/0	1	4	4.0	4	0
12/08	TENNESSEE	1/0	1	-1	-1.0	-1	0
12/15	JACKSONVILLE	1/0	0	0	0.0	-	0
12/22	at L.A. Chargers	1/0	0	0	0.0	-	0
12/29	at Denver	1/0	1	0	0.0	0	0
2019 TOTALS		16/4	10	17	1.7	4	0

2020 GAME-BY-GAME STATS (LAS VEGAS)

DATE	OPPONENT	P/S	ATT	YDS	AVG	LG	TD
09/13	at Carolina	1/0	0	0	0.0	-	0
09/21	NEW ORLEANS	1/0	0	0	0.0	-	0
09/27	at New England	1/0	0	0	0.0	-	0
10/04	BUFFALO	1/0	1	-1	-1.0	-1	0
10/11	at Kansas City	1/1	0	0	0.0	-	0
10/25	TAMPA BAY	1/1	0	0	0.0	-	0
11/01	at Cleveland	1/0	1	3	3.0	3	0
11/08	at L.A. Chargers	1/0	0	0	0.0	-	0
11/15	DENVER	1/0	0	0	0.0	-	0
11/22	KANSAS CITY	1/0	0	0	0.0	-	0
11/29	at Atlanta	1/1	0	0	0.0	-	0
12/06	at N.Y. Jets	1/0	0	0	0.0	-	0
12/13	INDIANAPOLIS	1/1	0	0	0.0	-	0
12/17	L.A. CHARGERS	1/0	1	2	2.0	2	0
12/26	MIAMI	1/0	0	0	0.0	-	0
01/03	at Denver	1/0	0	0	0.0	-	0
2020 TOTALS		16/4	3	4	1.3	3	0

2021 GAME-BY-GAME STATS (LAS VEGAS)

DATE	OPPONENT	P/S	ATT	YDS	AVG	LG	TD
09/13	BALTIMORE	1/1	0	0	0.0	-	0
09/19	at Pittsburgh	1/0	0	0	0.0	-	0
09/26	MIAMI	1/0	1	0	0.0	0	0
10/04	at L.A. Chargers	1/0	0	0	0.0	-	0
10/10	CHICAGO	1/0	0	0	0.0	-	0
10/17	at Denver	1/1	0	0	0.0	-	0
10/24	PHILADELPHIA	1/1	1	1	1.0	1	0
11/07	at N.Y. Giants	1/0	0	0	0.0	-	0
11/14	KANSAS CITY	1/0	0	0	0.0	-	0
11/21	CINCINNATI		INJURED RESERVE				
11/25	at Dallas		INJURED RESERVE				
12/05	WASHINGTON		INJURED RESERVE				
12/12	at Kansas City		INJURED RESERVE				
12/20	at Cleveland		INJURED RESERVE				
12/26	DENVER		INJURED RESERVE				
01/02	at Indianapolis		INJURED RESERVE				
01/09	L.A. CHARGERS		INJURED RESERVE				
2021 TOTALS		9/3	2	1	0.5	1	0
DATE	OPPONENT	P/S	ATT	YDS	AVG	LG	TD
01/15	at Cincinnati*		INJURED RESERVE				
PLAYOFF TOTALS		0/0	0	0	0.0	-	0

* AFC Wild Card game

2022 GAME-BY-GAME STATS (MIAMI)

DATE	OPPONENT	P/S	ATT	YDS	AVG	LG	TD
09/11	NEW ENGLAND	1/1	1	2	2.0	2	0
09/18	at Baltimore	1/1	1	1	1.0	1	0
09/25	BUFFALO	1/1	1	0	0.0	0	0
09/29	at Cincinnati	1/1	0	0	0.0	-	0
10/09	at N.Y. Jets	1/1	0	0	0.0	-	0
10/16	MINNESOTA	1/1	1	2	2.0	2	0
10/23	PITTSBURGH	1/0	0	0	0.0	-	0
10/30	at Detroit	1/1	1	1	1.0	1t	1
11/06	at Chicago	1/1	0	0	0.0	-	0
11/13	CLEVELAND	1/1	0	0	0.0	-	0
11/27	HOUSTON	1/0	0	0	0.0	-	0
12/04	at San Francisco	1/1	0	0	0.0	-	0
12/11	at L.A. Chargers	1/1	0	0	0.0	-	0
12/17	at Buffalo	1/1	1	2	2.0	2	0
12/25	GREEN BAY	1/1	0	0	0.0	-	0
01/01	at New England	1/0	0	0	0.0	-	0
01/08	N.Y. JETS	1/1	0	0	0.0	-	0
2022 TOTALS		17/14	6	8	1.3	2	1

DATE	OPPONENT	P/S	ATT	YDS	AVG	LG	TD
01/15	at Buffalo*	1/0	0	0	0.0	-	0

* AFC Wild Card game

2023 GAME-BY-GAME STATS (MIAMI)

DATE	OPPONENT	P/S	ATT	YDS	AVG	LG	TD
09/10	at L.A. Chargers	1/1	0	0	0.0	-	0
09/17	at New England	1/1	0	0	0.0	-	0
09/24	DENVER	1/1	2	0	0.0	-	0
10/01	at Buffalo	1/1	0	0	0.0	-	0
10/08	N.Y. GIANTS	1/1	0	0	0.0	-	0
10/15	CAROLINA	1/1	0	0	0.0	-	0
10/22	at Philadelphia	1/0	0	0	0.0	-	0
10/29	NEW ENGLAND	1/1	0	0	0.0	-	0
11/05	at Kansas City	1/1	0	0	0.0	-	0
11/19	LAS VEGAS	1/0	0	0	0.0	-	0
11/24	at N.Y. Jets	1/0	0	0	0.0	-	0
12/03	at Washington	1/1	0	0	0.0	-	0
12/11	TENNESSEE	1/1	0	0	0.0	-	0
12/17	N.Y. JETS	1/1	0	0	0.0	-	0
12/24	DALLAS	1/1	0	0	0.0	-	0
12/31	at Baltimore	1/1	0	0	0.0	-	0
01/07	BUFFALO	1/0	0	0	0.0	-	0
2023 TOTALS		17/13	2	0	0.0	-	0

DATE	OPPONENT	P/S	ATT	YDS	AVG	LG	TD
01/13	at Kansas City*	1/1	0	0	0.0	-	0

* AFC Wild Card game

2024 GAME-BY-GAME STATS (MIAMI)

DATE	OPPONENT	P/S	ATT	YDS	AVG	LG	TD
09/08	JACKSONVILLE	1/0	2	8	4.0	6	0
09/12	BUFFALO	1/1	2	2	1.0	3	0
09/22	at Seattle	1/0	1	-2	-2.0	-2	0
09/30	TENNESSEE	1/0	0	0	0.0	-	0
10/06	at New England	1/1	1	3	3.0	3	1
10/20	at Indianapolis	1/1	2	-1	-0.5	0	0
10/27	ARIZONA	1/1	1	3	3.0	3	0
11/03	at Buffalo	1/1	0	0	0.0	-	0
11/11	at L.A. Rams		INACTIVE				
11/17	LAS VEGAS		INACTIVE				
11/24	NEW ENGLAND	1/0	0	0	0.0	-	0
11/28	at Green Bay	1/0	0	0	0.0	-	0
12/08	N.Y. JETS	1/1	0	0	0.0	-	0
12/15	at Houston	1/1	0	0	0.0	-	0
12/22	SAN FRANCISCO	1/1	1	4	4.0	4	0
12/29	at Cleveland	1/1	0	0	0.0	-	0
01/05	at N.Y. Jets	1/1	0	0	0.0	0	0
2024 TOTALS		15/10	10	17	1.7	6	1

2025 GAME-BY-GAME STATS (MIAMI)

DATE	OPPONENT	P/S	ATT	YDS	AVG	LG	TD
09/07	at Indianapolis	1/1	0	0	0.0	-	0
09/14	NEW ENGLAND						
09/18	at Buffalo						
09/29	N.Y. JETS						
10/05	at Carolina						
10/12	L.A. CHARGERS						
10/19	at Cleveland						
10/26	at Atlanta						
10/30	BALTIMORE						
11/09	BUFFALO						
11/16	WASHINGTON						
11/30	NEW ORLEANS						
12/07	at N.Y. Jets						
12/15	at Pittsburgh						
12/21	CINCINNATI						
12/28	TAMPA BAY						
TBD	at New England						
2025 TOTALS		1/1	0	0	0.0	-	0



NFL CAREER

TRANSACTIONS:

- 1st-round pick (18th overall) by Miami in the 2020 NFL Draft.

CAREER HONORS:

- 2023 Ed Block Courage Award (Miami recipient).

CAREER HIGHLIGHTS:

- Played in 57 career games with 55 starts – 27 at right tackle, 15 at left tackle and 13 at left guard.
- Started in 1 postseason game.
- 2 miscellaneous fumble recoveries.

2025 (MIAMI):

- Started 1 game at right tackle.

AT INDIANAPOLIS (9/7): Started at right tackle.

2024 (MIAMI):

- Started 8 games at right tackle.
- 1 miscellaneous fumble recovery.
- Missed the rest of the season after being placed on injured reserve on Nov. 11.

AT NEW ENGLAND (10/6): Started at right tackle.

- Helped the Dolphins total 372 yards of offense including 193 rushing yards.

AT BUFFALO (11/3): Started at right tackle.

- Helped the Dolphins total 149 rushing yards, marking the 4th consecutive game of 140+ rushing yards.

2023 (MIAMI):

- Started 16 games at right tackle.
- Dressed but did not play in 1 game.

AT L.A. CHARGERS (9/10): Started at right tackle.

- Helped the offense total 536 yards and 36 points while not allowing QB Tua Tagovailoa to get sacked.

VS. DENVER (9/24): Started at right tackle.

- Helped the offense break team records for points (70), total yards (726) and rushing yards (350), while not surrendering a sack.

AT WASHINGTON (12/3): Started at right tackle.

- Helped the Dolphins total 406 yards and 45 points while not surrendering a sack.

POSTSEASON:

AFC WILD CARD AT KANSAS CITY (1/13): Started

at right tackle.

HONORS:

- Ed Block Courage Award (Miami recipient).

2022 (MIAMI):

- Started 2 games at right tackle.
- Dressed but did not play 1 game.
- Inactive for 2 games.
- Missed 7 games after being placed on injured reserve on Sept. 16 and activated on Nov. 1.
- Missed the rest of the season after being placed on injured reserve on Dec. 5.

2021 (MIAMI):

- Played in all 17 games with 16 starts – 13 at left guard and 3 at left tackle.
- 2 miscellaneous tackles.
- 1 miscellaneous fumble recovery.

AT LAS VEGAS (9/26): Started at left tackle; 1 miscellaneous fumble recovery.

AT JACKSONVILLE IN LONDON (10/17): Started at left guard.

- Protected QB Tua Tagovailoa as the team did not allow a sack.

AT N.Y. JETS (11/21): Started at left guard.

- Protected QB Tua Tagovailoa as the team did not allow a sack.

2020 (MIAMI):

- Played in 13 games with 12 starts at left tackle.
- Activated off injured reserve on Nov. 7.
- Missed 3 games after being placed on injured reserve on Oct. 9.

AT NEW ENGLAND (9/13): Started at left tackle.

- Joined Solomon Kindley to become the 1st Dolphins rookie duo to start a season opener on the offensive line since 2008 (Jake Long and Donald Thomas).
- Made his NFL debut.

AT JACKSONVILLE (9/24): Started at left tackle.

- Protected QB Ryan Fitzpatrick who completed 18-of-20 passes (90.0 pct.) and set a new franchise record for completion percentage in a single game with a minimum of 20 attempts.

VS. NEW ENGLAND (12/20): Started at left tackle.

- Helped the team rush for 250 yards, which was Miami's most since Dec. 24, 2016 at Buffalo and the most allowed by New England since Nov. 24, 2013.

BEFORE THE NFL

COLLEGE (SOUTHERN CALIFORNIA):

- 3-year letterman (2017-19) and 2-year starter.

CAREER: Played in 39 games with 25 starts.

JUNIOR (2019): Started all 13 games at left tackle; 1 blocked field goal.

- Honorable mention All-America.
- 1st-team All-Pac 12.
- Won the USC Chris Carlisle Courage Award.

SOPHOMORE (2018): Started all 12 games at left tackle.

- Co-recipient of the USC John McKay Award which recognizes competitive spirit.

TRUE FRESHMAN (2017): Played in all 14 games; 3 special teams tackles and 1 blocked field goal.

HIGH SCHOOL (NORTH CANYON HS – PHOENIX, ARIZ.)

- Played offensive tackle and defensive end.
- Also played basketball and threw shot put and discus.

SENIOR (2016): 80 tackles, 4 sacks, 1 pass defended and 1 fumble recovery; 1 blocked punt and 1 blocked field goal.

- 1st-team All-American.

- 1st-team all-state.
- Placed 3rd in shot put and 11th in discus at the state Division II championships.

JUNIOR (2015): 72 tackles, 2 sacks, 1 pass defended and 3 forced fumbles; 2 blocked field goals.

- 1st-team All-American.
- 1st-team all-state.
- Placed 4th in discus and 6th in shot put at the state Division I championships.

SOPHOMORE (2014): 56 tackles and 5 sacks; 1 blocked field goal.

FRESHMAN (2013): 11 tackles.

OFF THE FIELD

PERSONAL:

- His grandfather, Melvin Jackson, played defensive tackle at USC (1974-75) and played 5 seasons with Green Bay (1976-80).
- Donated his bone marrow in July 2019 for his younger sister, Autumn, who has Diamond-Blackfan anemia.
- **MAJOR:** Political science.

AUSTIN JACKSON'S NFL REGULAR SEASON STATS

GAMES/STARTS: 2020: 13/12, 2021: 17/16, 2022: 2/2, 2023: 16/16, 2024: 8/8, 2025: 1/1

NFL TOTALS: 57/55

AUSTIN JACKSON'S NFL PLAYOFF STATS

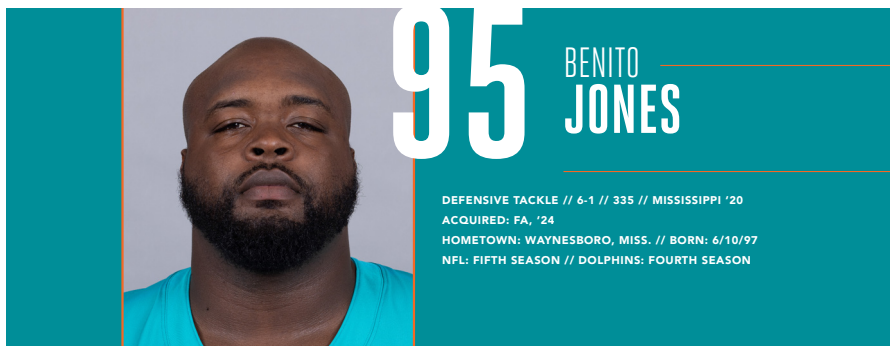
GAMES/STARTS: 2023: 1/1

PLAYOFF TOTALS: 1/1

ADDITIONAL STATS

Miscellaneous Fumble Recoveries: 1 in 2021, 1 in 2024 for a total of 2.

Miscellaneous Tackles: 2 in 2021.



NFL CAREER

TRANSACTIONS:

- Signed by Miami on March 14, 2024.
- Awarded off waivers to Detroit on Aug. 31, 2022.
- Waived by Miami on Aug. 30, 2022.
- Signed to Miami's practice squad on Sept. 6, 2021.
- Waived by Miami on Aug. 31, 2021.
- Promoted from Miami's practice squad on Dec. 2, 2020.
- Signed to Miami's practice squad on Sept. 6, 2020.
- Waived by Miami on Sept. 5, 2020.
- Signed by Miami as an undrafted college free agent on April 29, 2020.

CAREER HIGHLIGHTS:

- Played in 58 career games with 31 starts.
- 68 tackles (31 solo), 2.5 sacks and 2 passes defended.
- Played in 3 postseason games with Detroit.

2025 (MIAMI):

- Started in 1 game.

2024 (MIAMI):

- Played in all 17 games with 15 starts.
- 24 tackles (9 solo).

VS. TENNESSEE (9/30): 4 tackles (1 solo).

VS. N.Y. JETS (12/8): 4 tackles (3 solo).

AT CLEVELAND (12/29): 4 tackles (1 solo).

2023 (DETROIT):

- Played in all 17 games with 15 starts.
- 26 tackles (13 solo) and 1.0 sack.

AT KANSAS CITY (9/7): 4 tackles (3 solo).

VS. ATLANTA (9/24): 2 tackles (1 solo) and 1.0 sack.

- Sacked QB Desmond Ridder for a loss of 8 yards on 2nd-and-8 in the 1st quarter.

AT L.A. CHARGERS: 5 tackles (3 solo).

POSTSEASON:

NFC WILD CARD VS. L.A. RAMS (1/14): Played but did not record any stats.

NFC DIVISIONAL VS. TAMPA BAY (1/21): 1 solo tackle.

NFC CHAMPIONSHIP AT SAN FRANCISCO (1/28): Played but did not record any stats.

2022 (DETROIT):

- Played in all 17 games.
- 16 tackles (8 solo), 1.5 sacks and 2 passes defended.

VS. BUFFALO (11/24): 1 solo tackle and 1.0 sack.

- Sacked QB Josh Allen on 1st-and-10 with 1:57 remaining in the 3rd quarter.

VS. JACKSONVILLE (12/4): 3 assisted tackles and 0.5 sack.

- Split a sack of QB Trevor Lawrence with DE Aidan Hutchinson for a loss of 5 yards in the 4th quarter.

- It was the 1st half-sack of his career.

AT GREEN BAY (1/8): 4 tackles (1 solo).

2021 (MIAMI):

- Spent the entire season on Miami's practice squad.

2020 (MIAMI):

- Played in 6 games.
- Inactive for 4 games.
- Spent 6 games on the practice squad.
- 2 tackles (1 solo).

VS. N.Y. JETS (10/18): Played but did not record any stats.

- Made his NFL and Dolphins debut.

VS. L.A. CHARGERS (11/15): 1 solo tackle.

AT DENVER (11/22): 1 assisted tackle.

BEFORE THE NFL

COLLEGE (MISSISSIPPI):

- 4-year letterman (2016-19) and 3-year starter.

CAREER: Played in all 48 games with 36 starts – 32 at nose tackle and 4 at defensive tackle; 132 tackles (66 solo), 10.5 sacks, 1 interception, 1 pass defended, 1 forced fumble and 1 fumble recovery.

- His 31 tackles for loss ranked 9th in school history.

SENIOR (2019): Played in all 12 games with 10 starts at nose tackle; 30 tackles (19 solo), 5.5 sacks, 1 interception and 1 pass defended.

- His 30 tackles led the SEC among nose tackles and ranked 4th in the nation.

- 2nd-team All-SEC.

JUNIOR (2018): Started all 12 games at nose tackle; 34 tackles (16 solo) and 3 sacks.

SOPHOMORE (2017): Played in all 12 games with 10 starts at nose tackle; 29 tackles (18 solo), 1.5 sacks, 1 forced fumble and 1 fumble recovery.

TRUE FRESHMAN (2016): Played in all 12 games with 4 starts at defensive tackle; 39 tackles (13

- solo) and 0.5 sack.
- 3rd-team Freshman All-American.
- SEC All-Freshman team.

HIGH SCHOOL (WAYNE COUNTY HS – WAYNESBORO, MISS.)

- SENIOR (2015):** 83 tackles and 14.0 sacks.
- Helped his school win the state championship.
 - 5A Defensive Player of the Year.
 - 1st-team all-state.

Benito Jones' NFL Regular Season Stats															
Year	Team	GP	GS	Tackles					Interceptions					Fumbles	
				TOT	SOLO	ASST	SK	YDS	INT	YDS	LG	TD	PD	FF	FR
2020	MIAMI	6	0	2	1	1	0.0	0.0	0	0	-	0	0	0	0
2021	MIAMI			PRACTICE SQUAD											
2022	DETROIT	17	0	16	8	8	1.5	2.5	0	0	-	0	2	0	0
2023	DETROIT	17	15	26	13	13	1.0	8.0	0	0	-	0	0	0	0
2024	MIAMI	17	15	24	9	15	0.0	0.0	0	0	-	0	0	0	0
2025	MIAMI	1	1	0	0	0	0.0	0.0	0	0	-	0	0	0	0
NFL TOTALS		58	31	68	31	37	2.5	10.5	0	0	-	0	2	0	0

Benito Jones' NFL Playoff Stats															
Year	Team	GP	GS	Tackles					Interceptions					Fumbles	
				TOT	SOLO	ASST	SK	YDS	INT	YDS	LG	TD	PD	FF	FR
2023	DETROIT	3	0	1	1	0	0.0	0.0	0	0	-	0	0	0	0
PLAYOFF TOTALS		3	0	1	1	0	0.0	0.0	0	0	-	0	0	0	0

SINGLE-GAME CAREER HIGHS

- Tackles:** 5 at L.A. Chargers, 11/12/23
Sacks: 1.0 Twice, last vs. Atlanta, 9/24/23
Passes Defensed: 1 Twice, last vs. Chicago, 1/1/23

OFF THE FIELD

PERSONAL:

- **PRONUNCIATION:** First name is pronounced buh-KNEE-toh.
- **MAJOR:** General studies.



23

JACK JONES

CORNERBACK // 5-11 // 175 // ARIZONA STATE '22

ACQUIRED: FA, '25

HOMETOWN: LONG BEACH, CALIF. // BORN: 12/20/97

NFL: 10TH SEASON // DOLPHINS: FIRST SEASON

NFL CAREER

TRANSACTIONS:

- Signed by Miami on July 26, 2025.
- Awarded off waivers to Las Vegas on Nov. 14, 2023.
- Waived by New England on Nov. 13, 2023.
- 4th-round pick (121st overall) by New England in the 2022 NFL Draft.

CAREER HIGHLIGHTS:

- Played in 42 career games with 22 starts.
- 144 tackles (108 solo), 7 interceptions, 28 passes defended, 1 forced fumble and 1 fumble recovery; 4 interceptions returned for TDs.
- His 4 interceptions returned for TDs are the 2nd-most since entering the league in 2022:

MOST INTERCEPTION RETURNS FOR TDs (SINCE 2022)			
PLAYER	TEAM	INT	TDs
1. DaRon Bland	Dal.	5	5
2. JACK JONES	NE/LV	4	4
3. Andrew Van Ginkel	Mia./Min.	3	3

- 1 of 9 players in NFL history to record at least 4 interception return TDs in their first three seasons.
- 1 of 11 active players to record multiple interceptions in each of the past three seasons (2022-24).
- His 16 passes defended were tied for the 5th-most in the NFL in 2024:

NFL PASSES DEFENSED LEADERS (2024)			
PLAYER	TEAM	PDs	
1. Denzel Ward	Cle.	19	
2. Derek Stingley Jr.	Hou.	18	
3. Mike Jackson	Car.	17	
Zyon McCollum	TB	17	
5. JACK JONES	LV	16	
Cam Taylor-Britt	Cin.	16	
Alontae Taylor	NO	16	

2025 (MIAMI):

- Started 1 game.
 - 8 tackles (3 solo) and 1 pass defended.
- AT INDIANAPOLIS (9/7): 8 tackles (3 solo) and 1 pass defended.
- Made his Dolphins debut.

2024 (LAS VEGAS):

- Played in all 17 games with 16 starts.

- 69 tackles (52 solo), 3 interceptions and 16 passes defended; 1 interception returned for a TD.
- AT CINCINNATI (11/3): 4 solo tackles, 1 interception and 2 passes defended; 1 interception returned for a TD.
- Intercepted QB Joe Burrow and returned it 29 yards for a TD with 13:17 left in the game.
 - Became the 10th player NFL history to have at least 1 interception returned for a TD in each of their first 3 seasons.
- AT TAMPA BAY (12/8): 3 solo tackles, 1 interception and 1 pass defended.
- Intercepted QB Baker Mayfield in the end zone and returned it 24 yards with 0:39 remaining in the 2nd quarter.
- AT NEW ORLEANS (12/29):
- 2 tackles, 1 interception and 3 passes defended.
 - Intercepted QB Spencer Rattler with 11:30 remaining in the game.

2023 (NEW ENGLAND/LAS VEGAS):

- Played in 7 games with 3 starts with Las Vegas.
 - 25 tackles (20 solo), 2 interceptions and 4 passes defended; 2 interceptions returned for TDs.
 - Played in 4 games with New England.
 - Missed 6 games with New England after being placed on injured reserve on Sept. 9.
 - 12 tackles (8 solo) and 1 pass defended with New England.
- VS. L.A. CHARGERS (12/14): 5 tackles (4 solo), 1 interception and 1 pass defended; 1 interception returned for a TD.
- Intercepted QB Easton Stick and returned it 16 yards for a TD with 14:31 left in the game.
- AT KANSAS CITY (12/25): 5 tackles (4 solo), 1 interception and 1 pass defended; 1 interception returned for a TD.
- Picked off QB Patrick Mahomes with 4:48 left in the 2nd quarter and returned it 33 yards for a TD to give Las Vegas a 17-7 lead.
 - Became the 2nd Raider to record an interception return for TD in consecutive games, joining Hall of Famer Eric Allen in 2000.

2022 (NEW ENGLAND):

- Played in 13 games with 2 starts.
- Inactive for 2 games.
- Missed 2 games after being placed on injured reserve on Dec. 31.

- 30 tackles (25 solo), 2 interceptions, 6 passes defended, 1 forced fumble and 1 fumble recovery; 1 interception returned for a TD.

AT MIAMI (9/11): Played but did not record any stats.

- Made his NFL debut.

AT GREEN BAY (10/2): 7 tackles (3 solo), 1 interception, 1 pass defended, 1 forced fumble and 1 fumble recovery; 1 interception returned for a TD.

- Forced and recovered a fumble by WR Romeo Doubs with 8:59 left in the 1st quarter.
- Intercepted QB Aaron Rodgers and returned it 40 yards for a TD with 0:13 remaining in the 2nd quarter to give New England a 10-7 lead.
- Made his first career start.

VS. DETROIT (10/9): 3 solo tackles, 1 interception and 2 passes defended.

- Intercepted QB Jared Goff in the red zone with 5:38 remaining in the 1st quarter.
- Became the first Patriots rookie to record an interception in back-to-back games since Logan Ryan and Duron Harmon in 2013.

BEFORE THE NFL

COLLEGE (ARIZONA STATE):

- Transferred from Moorepark Junior College to Arizona State following the 2018 season.
- Transferred from USC to Moorepark Junior College following the 2017 season.

CAREER: Played in 53 career games; 145 tackles (123 solo), 1.0 sack, 10 interceptions, 29 passes defended, 5 forced fumbles and 1 fumble recovery.

GRADUATE (2021 AT ARIZONA STATE): Played in 11 games with 7 starts; 42 tackles (36 solo), 1.0 sack, 3 interceptions, 6 passes defended and 3 forced fumbles.

- All-Pac-12 honorable mention.

REDSHIRT SENIOR (2020 AT ARIZONA STATE): Played in 2 games; 5 tackles (4 solo).

REDSHIRT JUNIOR (2019 AT ARIZONA STATE): Played in all 13 games with 1 start; 45 tackles (41 solo), 3 interceptions, 13 passes defended and 1 forced fumble.

- 1st-team All-Pac-12.

JUNIOR (2018 AT MOOREPARK JUNIOR COLLEGE): Did not play.

SOPHOMORE (2017 AT USC): Started all 14 games; 40 tackles (31 solo), 4 interceptions, 8 passes defended, 1 forced fumble and 1 fumble recovery.

- Helped team to the Pac-12 title.

FRESHMAN (2016 AT USC): Played in all 13 games; 13 tackles (11 solo), 1 pass defended and 1 fumble recovery.

- Helped team to victory in the Rose Bowl.

HIGH SCHOOL (LONG BEACH POLY HS - LONG BEACH, CALIF.):

SENIOR (2015): 23 tackles, 1 interception and 4 passes defended; 42 receptions for 837 yards (19.9 avg.) and 11 TDs.


- All-American
- 1st-team all-state.

JACK JONES' NFL REGULAR SEASON STATS

YEAR	TEAM	GP	GS	TACKLES					INTERCEPTIONS					FUMBLES	
				TOT	SOLO	ASST	SK	YDS	INT	YDS	LG	TD	PD	FF	FR
2022	NEW ENGLAND	13	2	30	25	5	0.0	0.0	2	40	40t	1	6	1	1
2023	NEW ENGLAND	4	0	12	8	4	0.0	0.0	0	0	-	0	1	0	0
	LAS VEGAS	7	3	25	20	5	0.0	0.0	2	49	33t	2	4	0	0
2024	LAS VEGAS	17	16	69	52	17	0.0	0.0	3	53	29t	1	16	0	0
2025	MIAMI	1	1	8	3	5	0.0	0.0	0	0	-	0	1	0	0
TOTALS		42	22	144	108	36	0.0	0.0	7	142	40t	4	28	1	1

SINGLE-GAME CAREER HIGHS

Tackles:	7	4 times, last: vs. Denver, 11/24/24
Interceptions:	1	7 times, last: at New Orleans, 12/29/24
Passes Defended:	3	at New Orleans, 12/29/24
Fumble Recoveries:	1	at Green Bay, 10/2/22
Forced Fumbles:	1	at Green Bay, 10/2/22



80

MATTHEW
JUDON

LINEBACKER // 6-3 // 265 // GRAND VALLEY STATE '16

ACQUIRED: FA, '25

HOMETOWN: WEST BLOOMFIELD, MICH. // BORN: 8/15/92

NFL: 10TH SEASON // DOLPHINS: FIRST SEASON



PRO BOWL 2019, 2020, 2021, 2022

NFL CAREER

TRANSACTIONS:

- Signed by Miami on Aug. 19, 2025.
- Traded by New England to Atlanta on Aug. 15, 2024.
- Signed with New England on March 17, 2021.
- 5th-round pick (146th overall) by Baltimore in the 2016 NFL Draft.

CAREER HONORS:

- 2022 Pro Bowl Selection.
- 2022 PFWA All-AFC Team.
- AFC Defensive Player of the Week vs. Detroit (10/9/22).
- 2021 Pro Bowl Selection.
- 2020 Pro Bowl Selection.
- 2019 Pro Bowl Selection.
- 2019 PFWA All-AFC Team.

CAREER HIGHLIGHTS:

- Played in 132 career games with 97 starts.
- 409 tackles (276 tackles), 72.0 sacks, 1 interception, 19 passes defended, 9 forced fumbles and 4 fumble recoveries; 1 interception returned for a TD.
- 3 special teams tackles (1 solo).
- Appeared in 5 postseason games with 3 starts – 4 with Baltimore and 1 with New England.

2025 (MIAMI):

- Played in 1 game.
- 2 tackles (1 solo).

AT INDIANAPOLIS (9/7): 2 tackles (1 solo).

- Made his Dolphins debut.

2024 (ATLANTA):

- Played in all 17 games with 15 starts.
- 41 tackles (25 solo), 5.5 sacks, 1 interception and 5 passes defended; 1 interception returned for a TD.

AT PHILADELPHIA (9/16): 6 tackles (3 solo) and 1.0 sack.

- Sacked QB Jalen Hurts for a loss of 4 yards in the 3rd quarter.

AT DENVER (11/17): 3 solo tackles and 1.0 sack.

- Sacked QB Bo Nix for a loss of 12 yards with 47 seconds remaining in the 2nd quarter.

AT MINNESOTA (12/8): 2 solo tackles and 1.0 sack.

- Sacked QB Sam Darnold for a loss of 6 yards on 2nd-and-7 in the 2nd quarter.

VS. N.Y. GIANTS (12/22): 1 solo tackle, 1.0 sack, 1 interception and 1 pass defended; 1 interception returned for a TD.

- Intercepted QB Drew Lock and returned it 27 yards for a TD on the 2nd play of the 3rd quarter.
- It was the 1st TD of his career.
- Sacked QB Drew Lock for a loss of 7 yards in the 4th quarter, forcing the Giants to punt.

AT WASHINGTON (12/29): 4 solo tackles and 1.0 sack.

- Sacked QB Jayden Daniels for a loss of 10 yards on 1st-and-20 with 3:30 remaining in the 2nd quarter.

2023 (NEW ENGLAND):

- Played in 4 games with 2 starts.
- Missed the remainder of the season after being placed on injured reserve on October 14.
- 13 tackles (10 solo) and 4.0 sacks.

VS. PHILADELPHIA (9/10): 3 solo tackles and 1.0 sack.

- Sacked QB Jalen Hurts for a loss of 8 yards, forcing Philadelphia to settle for a FG on their opening possession.

VS. MIAMI (9/17): 4 solo tackles and 1.0 sack.

- Sacked QB Tua Tagovailoa for a loss of 5 yards, forcing Miami to punt with 13:33 remaining in the 3rd quarter.

AT N.Y. JETS (9/24): 5 tackles (2 solo) and 2.0 sacks.

- Sacked QB Zach Wilson for a loss of 7 yards on 3rd-and-8, forcing the Jets to punt.
- Sacked QB Zach Wilson for a loss of 5 yards in the end zone, resulting in a safety with 2:44 remaining in the 4th quarter.

2022 (NEW ENGLAND):

- Played in 17 games with 15 starts.
- 60 tackles (36 solo), 15.5 sacks, 3 passes defended, 2 forced fumbles and 1 fumble recovery.

VS. DETROIT (10/9): 3 tackles (2 solo), 2.0 sacks and 1 forced fumble.

- Sacked QB Jared Goff on 3rd-and-7, forcing Detroit to punt in the 2nd quarter.
- Strip-sacked QB Jared Goff on 4th-and-9, which was recovered by S Kyle Dugger and returned 59 yards for a TD with 3:40 remaining in the 2nd quarter.

VS. CHICAGO (10/24): 4 tackles (3 solo), 2.5 sacks and 1 pass defended.

- Split a sack of QB Justin Fields with LB Mack Wilson Sr. on 3rd-and-10, forcing Chicago to punt.
- Sacked QB Justin Fields on 2nd-and-5 with 2:33 remaining in the 2nd quarter.
- Sacked QB Justin Fields on 2nd-and-6 with 1:26 remaining in the 2nd quarter.

VS. INDIANAPOLIS (11/6): 6 tackles (4 solo) and 3.0 sacks.

- Sacked QB Sam Ehlinger for a loss of 3 yards on the first snap of the Colts' opening possession.
- Sacked QB Sam Ehlinger on 3rd-and-8 for a loss of 8 yards, forcing Indianapolis to punt.
- Sacked QB Sam Ehlinger in the red zone for a loss of 9 yards, forcing the Colts to settle for a FG.

VS. N.Y. JETS (11/20): 5 tackles (3 solo) and 1.5 sacks.

- Split a sack of QB Zach Wilson with LB Mack Wilson Sr., forcing the Jets to punt on their 1st possession of the 3rd quarter.
- Sacked QB Zach Wilson on 3rd-and-12, forcing the Jets to punt to start the 4th quarter.

AT ARIZONA (12/12): 4 tackles (3 solo) and 1.5 sacks.

- Split a sack of QB Colt McCoy with DE Lawrence Guy for a loss of 5 yards in the 1st quarter.
- Sacked QB Colt McCoy on 1st-and-10 for a loss of 13 yards with 6:49 remaining in the 4th quarter.

HONORS:

- Selected to the 4th Pro Bowl of his career.
- PFWA All-AFC team.
- AFC Defensive Player of the Week vs. Detroit (10/9).

2021 (NEW ENGLAND):

- Played in all 17 games with 16 starts.
- 60 tackles (38 solo), 12.5 sacks, 1 pass defended and 1 fumble recovery.

VS. NEW ORLEANS (9/26): 3 tackles (2 solo) and 2.5 sacks.

- Sacked QB Jameis Winston on 2nd-and-3 for a loss of 9 yards in the 2nd quarter.
- Split a sack of QB Jameis Winston with DE Deatrich Wise Jr. with 2:00 remaining in the 2nd quarter.
- Sacked QB Jameis Winston on 3rd-and-12, forcing New Orleans to punt with 11:19 remaining in the 4th quarter.

VS. TAMPA BAY (10/3): 7 tackles (4 solo) and 1.0 sack.

- Sacked QB Tom Brady for a loss of 8 yards with 6:35 remaining in the 2nd quarter.

AT HOUSTON (10/10): 4 tackles (2 solo), 2.0 sacks and 1 fumble recovery.

- Sacked QB Davis Mills for a loss of 2 yards with 1:56 remaining in the 2nd quarter.
- Sacked QB Davis Mills for a loss of 9 yards, forcing Houston to settle for a FG in the 2nd quarter.
- Recovered a WR Chris Conley fumble at the Houston 38-yard line, sealing New England's victory with 8 seconds remaining in the game.

AT L.A. CHARGERS (10/31): 5 tackles (4 solo) and 1.5 sacks.

- Sacked QB Justin Herbert for a loss of 4 yards on

2nd-and-10.

- Split a sack of QB Justin Herbert with DT Christian Barmore for a loss of 8 yards with 1:32 remaining in the game.

VS. TENNESSEE (11/28): 5 tackles (4 solo) and 1.5 sacks.

- Sacked QB Ryan Tannehill on 3rd-and-3 to force the Titans to punt on their opening possession.

POSTSEASON:

AFC WILD CARD AT BUFFALO (1/15): 1 solo tackle.

HONORS:

- Selected to the 3rd Pro Bowl of his career.

2020 (BALTIMORE):

- Played in 14 games with 13 starts.
- Missed 2 games on the Reserve/COVID list.
- 50 tackles (32 solo), 6.0 sacks and 2 passes defended; 1 safety.

AT WASHINGTON (10/4): 4 tackles (2 solo), 2.0 sacks and 1 pass defended.

- Sacked QB Dwayne Haskins Jr. on 3rd-and-6 for a loss of 9 yards, forcing Washington to punt.
- Sacked QB Dwayne Haskins Jr. for a loss of 13 yards with 1:02 remaining in the 2nd quarter.

AT INDIANAPOLIS (11/8): 7 tackles (5 solo) and 1 pass defended.

VS. TENNESSEE (11/22): 6 tackles (4 solo) and 1.0 sack.

- Sacked QB Ryan Tannehill for a loss of 8 yards with 3:12 remaining in the 4th quarter.

VS. JACKSONVILLE (12/20): 2 solo tackles and 1.0 sack; 1 safety.

- Sacked QB Gardner Minshew in the end zone for a safety on Jacksonville's opening possession.

POSTSEASON:

AFC WILD CARD AT TENNESSEE (1/10): 3 solo tackles.

AFC DIVISIONAL AT BUFFALO (1/16): 3 tackles (2 solo), 1.0 sack and 1 forced fumble.

- Strip-sacked QB Josh Allen for a loss of 12 yards but was recovered by Buffalo with 9:12 remaining in the 2nd quarter.

HONORS:

- Selected to the 2nd Pro Bowl of his career.

2019 (BALTIMORE):

- Started all 16 games.
- 54 tackles (43 solo), 9.5 sacks and 4 forced fumbles.

VS. HOUSTON (11/17): 7 solo tackles, 2.0 sacks and 1 forced fumble.

- Strip-sacked QB Deshaun Watson, which was recovered by LB Jaylon Ferguson at the Houston 41-yard line with 12:36 remaining in the 1st quarter.
- Sacked QB Deshaun Watson on 3rd-and-10 to force Houston to punt in the 3rd quarter.

VS. L.A. RAMS (11/25): 2 solo tackles, 1.0 sack and 1 forced fumble.

- Strip-sacked QB Jared Goff, but was recovered by the Rams in the 2nd quarter.

AT BUFFALO (12/8): 5 tackles (2 solo), 1.5 sacks and 1 forced fumble.

- Strip-sacked QB Josh Allen, which was recovered by DE Jihad Ward and returned it to the Buffalo 24-yard line with 1:03 remaining in the 1st quarter.

- Split a sack of QB Josh Allen with NT Michael Pierce with 46 seconds remaining in the 2nd quarter.
- VS. PITTSBURGH (12/29):** 2 solo tackles, 1.0 sack and 1 forced fumble.
- Strip-sacked QB Devlin Hodges, which was recovered by NT Michael Pierce and returned to the Pittsburgh 23-yard line with 54 seconds remaining in the 2nd quarter.

POSTSEASON:

AFC DIVISIONAL VS. TENNESSEE (1/11): 4 tackles (3 solo).

HONORS:

- Selected to the 1st Pro Bowl of his career.
- PFWA All-AFC Team.

2018 (BALTIMORE):

- Played in all 16 games with 8 starts.
- 44 tackles (29 solo), 7.0 sacks, 3 passes defended and 1 forced fumble.

AT TENNESSEE (10/14): 3 solo tackles and 1.0 sack.

- Sacked QB Marcus Mariota for a loss of 8 yards with 13:44 remaining in the 4th quarter.

AT CAROLINA (10/28): 10 tackles (4 solo).

VS. PITTSBURGH (11/4): 5 solo tackles, 1.0 sack and 1 pass defended.

- Sacked QB Ben Roethlisberger on 3rd-and-11, forcing Pittsburgh to punt with 1:45 left in the game.

VS. OAKLAND (11/25): 5 tackles (3 solo), 3.0 sacks and 1 forced fumble.

- Strip-sacked QB Derek Carr, which was recovered by LB Terrell Suggs and returned 43 yards for a TD with 6:11 remaining in the 4th quarter.
- Sacked QB Derek Carr on back-to-back snaps for a loss of 7 yards and 5 yards respectively with less than 5 minutes remaining in the game.

AT KANSAS CITY (12/9): 2 solo tackles and 1.0 sack.

- Sacked QB Patrick Mahomes for a loss of 9 yards with 4:50 remaining in the 2nd quarter.

POSTSEASON:

AFC WILD CARD VS. L.A. CHARGERS (1/6): 4 tackles (3 solo).

2017 (BALTIMORE):

- Played in all 16 games with 12 starts.
- 58 tackles (50 solo), 8.0 sacks, 3 passes defended, 2 forced fumbles and 1 fumble recovery.
- 3 special teams tackles (1 solo).

VS. CLEVELAND (9/17): 1 solo tackle and 1 fumble recovery; 1 solo special teams tackle.

- Recovered a QB DeShone Kizer fumble at the Cleveland 33-yard line, which was forced by LB Terrell Suggs in the 1st quarter.

VS. CHICAGO (10/15): 12 solo tackles and 2.0 sacks; 2 assisted special teams tackles.

- Sacked QB Mitchell Trubisky on 3rd-and-11 for a loss of 8 yards, forcing Chicago to punt with 1:57 remaining in the 2nd quarter.
- Sacked QB Mitchell Trubisky for a loss of 4 yards with 31 seconds remaining in the 4th quarter.

AT GREEN BAY (11/19): 7 tackles (6 solo), 2.0 sacks and 1 forced fumble.

- Forced RB Devante Mays to fumble, which was recovered by LB Patrick Onwuasor at the Green Bay 42-yard line with 11:29 remaining in the 2nd

quarter.

- Sacked QB Brent Hundley for a loss of 12 yards in the 2nd quarter.
- Sacked QB Brent Hundley on 3rd-and-22, forcing Green Bay to punt with 1:57 remaining in the 2nd quarter.

AT PITTSBURGH (12/10): 5 tackles (4 solo) and 1 forced fumble.

- Forced WR Antonio Brown to fumble but was recovered by Pittsburgh in the 2nd quarter.

2016 (BALTIMORE):

- Played in 14 games.
- Inactive for 2 games.
- 27 tackles (12 solo), 4.0 sacks, 2 passes defended and 1 fumble recovery.

VS. BUFFALO (9/11): 1 assisted tackle.

- Made his NFL debut.

AT N.Y. GIANTS (10/16): 4 tackles (1 solo).

AT N.Y. JETS (10/23): 3 tackles (2 solo) and 2.0 sacks.

- Sacked QB Geno Smith on 3rd-and-6, forcing the Jets to punt with 8:33 remaining in the 2nd quarter.
- Sacked QB Ryan Fitzpatrick on 3rd-and-4, forcing the Jets to punt with 7:49 remaining in the 4th quarter.

AT PITTSBURGH (11/6): 3 solo tackles and 1.0 sack.

- Sacked QB Ben Roethlisberger for a loss of 12 yards with 3:20 remaining in the 4th quarter.

VS. CLEVELAND (11/10): 1 fumble recovery.

- Recovered a QB Josh McCown fumble, which was forced by LB Terrell Suggs, and returned it to the Cleveland 30-yard line.

BEFORE THE NFL

COLLEGE (GRAND VALLEY STATE):

- 4-year letterman (2014-17) and 3-year starter.

CAREER: Played in 42 games with 32 starts; 204 tackles (100 solo), 34.0 sacks, 1 interception, 9 passes defended, 8 forced fumbles and 3 fumble recoveries; 1 interception returned for a TD.

GRADUATE (2015): Played in 15 games; 81 tackles (37 solo), 20.0 sacks, 3 passes defended, 3 forced fumbles and 2 fumble recoveries.

REDSHIRT SENIOR (2014): Played in 11 games; 72 tackles (36 solo), 8.5 sacks, 5 passes defended and 4 forced fumbles.

- 1st-Team All-GIAC.

REDSHIRT JUNIOR (2013): Missed the entire season due to injury.

REDSHIRT SOPHOMORE (2012): Started in 8 games; 37 tackles (18 solo), 3.5 sacks, 1 interception and 1 forced fumble; 1 interception returned for a TD

REDSHIRT FRESHMAN (2011): Played in 7 games; 14 tackles (9 solo), 2.0 sacks and 1 fumble recovery.

- Redshirted in 2010.

HIGH SCHOOL (WEST BLOOMFIELD HS – WEST BLOOMFIELD, MICH.)

- 89 tackles, 16 tackles for loss and 6.0 sacks.

OFF THE FIELD

PERSONAL:

- **PRONUNCIATION:** Last name is pronounced JOO-don.
- **MAJOR:** Accounting and engineering.

MATTHEW JUDON'S NFL REGULAR SEASON STATS

YEAR	TEAM	GP	GS	TACKLES					INT	INTERCEPTIONS				FUMBLES	
				TOT	SOLO	ASST	SK	YDS		YDS	LG	TD	PD	FF	FR
2016	BALTIMORE	14	0	27	12	15	4.0	34.0	0	0	-	0	2	0	1
2017	BALTIMORE	16	12	58	50	8	8.0	70.0	0	0	-	0	3	2	1
2018	BALTIMORE	16	8	44	29	15	7.0	41.0	0	0	-	0	3	1	0
2019	BALTIMORE	16	16	54	43	11	9.5	85.5	0	0	-	0	0	4	0
2020	BALTIMORE	14	13	50	32	18	6.0	44.0	0	0	-	0	2	0	0
2021	NEW ENGLAND	17	16	60	38	22	12.5	85.0	0	0	-	0	1	0	1
2022	NEW ENGLAND	17	15	60	36	24	15.5	102.5	0	0	-	0	3	2	1
2023	NEW ENGLAND	4	2	13	10	3	4.0	25.0	0	0	-	0	0	0	0
2024	ATLANTA	17	15	41	25	16	5.5	43.0	1	27	27t	1	5	0	0
2025	MIAMI	1	0	2	1	1	0.0	0.0	0	0	-	0	0	0	0
NFL TOTALS		132	97	409	276	133	72.0	530.0	1	27	27t	1	19	9	4

MATTHEW JUDON'S NFL PLAYOFF STATS

YEAR	TEAM	GP	GS	TACKLES					INT	INTERCEPTIONS				PD	FUMBLES	
				TOT	SOLO	ASST	SK	YDS		YDS	LG	TD	FF		FR	
2018	BALTIMORE	1	0	4	3	1	0.0	0.0	0	0	-	0	0	0	0	0
2019	BALTIMORE	1	1	3	1	2	0.0	0.0	0	0	-	0	0	0	0	0
2020	BALTIMORE	2	2	6	5	1	1.0	12.0	0	0	-	0	0	1	0	0
2021	NEW ENGLAND	1	0	1	1	0	0.0	0.0	0	0	-	0	0	0	0	0
PLAYOFF TOTALS		5	3	14	10	4	1.0	12.0	0	0	-	0	0	1	0	0

ADDITIONAL STATS

Defensive Touchdowns: (Atlanta) 27-yard interception return vs. N.Y. Giants (12/22/24).
Special Teams Tackles: (Baltimore) 3 in 2017.

SINGLE-GAME CAREER HIGHS

Tackles: 12 vs. Chicago, 10/15/17
Sacks: 3.0 Twice, last: vs. Indianapolis, 11/6/22
Interceptions: 1 vs. N.Y. Giants, 12/22/24
Passes Defensed: 2 vs. Cincinnati, 11/27/16
Forced Fumbles: 1 39 times, last: vs. Cincinnati, 12/24/22
Fumble Recoveries: 1 4 times, last: vs. Buffalo, 12/1/22



NFL CAREER

TRANSACTIONS:

- Signed by Miami on Aug. 27, 2025.
- Released by Philadelphia on Aug. 26, 2025.
- Signed by Philadelphia on March 25, 2025.
- Signed to Miami's active roster on Dec. 31, 2022.
- Signed to Miami's practice squad on Nov. 28, 2022.
- Released by Detroit on Aug. 29, 2022.
- Signed by Detroit on Aug. 8, 2022.
- Released by Tennessee on March 10, 2022.
- Signed by Tennessee as an unrestricted free agent from Cleveland on March 17, 2021.
- Signed by Cleveland as an unrestricted free agent from Houston on March 15, 2019.
- Signed by Houston on Oct. 31, 2017.
- Waived by Houston on Oct. 28, 2017.
- Signed by Houston as an undrafted college free agent on May 8, 2015.

CAREER HIGHLIGHTS:

- Played in 119 career games with 44 starts – 22 at right tackle, 12 at left tackle and 10 as an extra offensive lineman.
- 2 receptions for 8 yards (4.0 avg.) and 1 TD.
- 2 miscellaneous fumble recoveries.
- Appeared in 8 postseason games with 1 start at right tackle – 4 with Houston, 2 with Cleveland, 1 with Tennessee and 1 with Miami.

2025 (MIAMI):

- Inactive for 1 game.

2024 (MIAMI):

- Played in 15 games with 7 starts at right tackle.
- Inactive for 1 game.
- Missed the rest of the season after being placed on injured reserve on Jan. 1.
- 1 miscellaneous fumble recovery.

VS. LAS VEGAS (11/17):

- Started at right tackle.
- Helped the offense total 353 yards and 34 points, scoring on six of seven possessions in the win.

VS. N.Y. JETS (12/8):

- Started at right tackle.
- Helped the offense total 375 yards and 32 points while not surrendering a sack or quarterback hit.

VS. SAN FRANCISCO (12/22):

- Started at right tackle.
- Helped the Dolphins total 381 yards of offense including 166 rushing yards while not allowing

QB Tua Tagovailoa to get sacked.

2023 (MIAMI):

- Played in all 17 games with 8 starts – 7 at left tackle and 1 at right tackle.

AT L.A. CHARGERS (9/10):

- Started at left tackle.
- Helped the offense total 536 yards and 36 points while not allowing QB Tua Tagovailoa to get sacked.

AT NEW ENGLAND (9/17):

- Started at left tackle.
- Helped the offense total 389 yards and pave the way for RB Raheem Mostert to rush for 121 yards and 2 TDs.

VS. NEW ENGLAND (10/29):

- Started at left tackle.
- Protected QB Tua Tagovailoa who completed 30-of-45 passes for 324 yards and 3 TDs.

POSTSEASON:

AFC WILD CARD AT KANSAS CITY (1/13):

Played but did not record any stats.

2022 (DETROIT/MIAMI):

- Started 1 game at left tackle with Miami.
- Inactive for 1 game with Miami.
- Did not play in 2 games with Miami.
- Spent 2 games on Miami's practice squad.
- Spent the offseason and training camp with Detroit.

AT NEW ENGLAND (1/1):

- Started at left tackle.
- Made his Dolphins debut.

POSTSEASON:

AFC WILD CARD AT BUFFALO (1/15):

Inactive.

2021 (TENNESSEE):

- Played in 12 games with 1 start at left tackle.
- Inactive for 3 games.
- Spent 2 games on the Reserve/COVID-19 list.

VS. ARIZONA (9/12):

- Played but did not record any stats.
- Made his Tennessee debut.

VS. KANSAS CITY (10/24):

- Started at left tackle.
- It was his 1st start for the Titans.

POSTSEASON:

AFC DIVISIONAL VS. CINCINNATI (1/22):

Played but did not record any stats.

2020 (CLEVELAND):

- Played in 15 games with 1 start at left tackle.
- Inactive for 1 game.

- 1 reception for 1 yard and 1 TD.
- AT TENNESSEE (12/6):** 1 reception for 1 yard and 1 TD.
- Recorded his 1st career TD on a 1-yard pass from QB Baker Mayfield in the 2nd quarter.
- AT N.Y. JETS (12/27):** Started at left tackle.
- POSTSEASON:**
- AFC WILD CARD AT PITTSBURGH (1/10):** Played but did not record any stats.
- AFC DIVISIONAL AT KANSAS CITY (1/17):** Played but did not record any stats.

2019 (CLEVELAND):

- Played in 4 games with 2 starts at right tackle.
 - Inactive for 12 games.
- VS. TENNESSEE (9/8):** Played but did not record any stats.
- Made his Cleveland debut.
- VS. CINCINNATI (12/8):** Started at right tackle.
- Made his 1st start with the Browns.
- AT ARIZONA (12/15):** Started at right tackle.

2018 (HOUSTON):

- Played in 15 games with 13 starts at right tackle.
 - Inactive for 1 game.
- AT INDIANAPOLIS (9/30):** Started at right tackle.
- Helped the offense gain 466 total yards.
- VS. JACKSONVILLE (12/30):** Started at right tackle.
- POSTSEASON:**
- AFC WILD CARD VS. INDIANAPOLIS (1/5):** Started at right tackle.

2017 (HOUSTON):

- Played in 10 games with 4 starts – 1 at left tackle and 3 as an extra offensive lineman.
 - Inactive for 5 games.
- VS. JACKSONVILLE (9/10):** Started at left tackle.

2016 (HOUSTON):

- Played in 15 games with 3 starts as an extra offensive lineman.
 - Dressed but did not play in 1 game.
- VS. TENNESSEE (10/2):** Started as an extra offensive lineman.

POSTSEASON:

- AFC WILD CARD VS. OAKLAND (1/7):** Played but did not record any stats.
- AFC DIVISIONAL AT NEW ENGLAND (1/14):** Played but did not record any stats.

2015 (HOUSTON):

- Played in 15 games with 4 starts as an extra offensive lineman.
 - 1 miscellaneous fumble recovery.
- AT CAROLINA (9/20):** Played but did not record any stats.
- Made his NFL debut.
- VS. INDIANAPOLIS (10/8):** Started as an extra offensive lineman.
- Made his 1st NFL start.
- AT BUFFALO (12/6):** 1 reception for 7 yards.
- Caught a 7-yard pass from QB Brian Hoyer to convert a 3rd-and-1 in the 1st quarter for his 1st career reception.

POSTSEASON:

- AFC DIVISIONAL VS. KANSAS CITY (1/9):** Played but did not record any stats.

BEFORE THE NFL

COLLEGE (APPALACHIAN STATE):

- 4-year starter (2011-14).
- CAREER:** Played in 43 games with 42 starts at left tackle.
- SENIOR (2014):** Started all 12 games at left tackle.
- 1st-team All-Sun Belt Conference.
- JUNIOR (2013):** Started all 12 games at left tackle.
- 1st-team All-Southern Conference.
- SOPHOMORE (2012):** Started 11 games at left tackle.
- REDSHIRT FRESHMAN (2011):** Played in 8 games with 7 starts at left tackle.
- Redshirted in 2010.

HIGH SCHOOL (BUTLER HS – MATTHEWS, N.C.)

SENIOR (2009):

- 1st-team all-state.
- All-conference.
- Helped his school win its first state championship.

JUNIOR (2008):

- All-conference.

SOPHOMORE (2007):

- All-conference.

OFF THE FIELD

PERSONAL:

- **MAJOR:** Communication and public relations.

KENDALL LAMM'S NFL REGULAR SEASON STATS

GAMES/STARTS: (Houston) 2015: 15/4, 2016: 15/3, 2017: 10/4, 2018: 15/13, (Cleveland) 2019: 4/2, **NFL TOTALS: 119/44**
2020: 15/1, (Tennessee) 2021: 12/1, (Miami) 2022: 1/1, 2023: 17/8, 2024: 15/7

KENDALL LAMM'S NFL PLAYOFF STATS

GAMES/STARTS: (Houston) 2015: 1/0, 2016: 2/0, 2018: 1/1, (Cleveland) 2020: 2/0, (Tennessee) **PLAYOFF TOTALS: 8/1**
2021: 1/0, (Miami) 2023: 1/0

ADDITIONAL STATS

Receiving: (Houston) 1 for 7 yards in 2015, (Cleveland) 1 for 1 yard and 1 TD in 2020 for total of 2 for 8 yards and 1 TD.

Miscellaneous Tackles: (Cleveland) 1 in 2019.

Miscellaneous Fumble Recoveries: (Houston) 1 in 2015, (Miami) 1 in 2024 for a total of 2.



33

JASON
MARSHALL JR.

CORNERBACK // 6-0 // 204 // FLORIDA '25

ACQUIRED: D5B, '25

HOMETOWN: MIAMI, FLA. // BORN: 9/6/02

NFL: ROOKIE SEASON // DOLPHINS: ROOKIE SEASON

NFL CAREER

TRANSACTIONS:

- 5th-round pick (150th overall) by Miami in the 2025 NFL Draft.

CAREER HIGHLIGHTS:

- Played in 1 career game.
- 2 tackles (1 solo).

2025 (MIAMI):

- Played in 1 game.
- 2 tackles (1 solo).

AT INDIANAPOLIS (9/7): 2 tackles (1 solo).
• Made his NFL debut.

BEFORE THE NFL

COLLEGE (FLORIDA):

- 4-year starter (2021-24).
- Two-time SEC Academic Honor Roll (2022, 2024).

CAREER: Played in 45 games with 39 starts; 98 tackles (68 solo), 1.0 sack, 7.5 tackles for loss, 2 interceptions, 25 passes defended and 1 forced fumble.

SENIOR (2024): Started 7 games; 20 tackles (13 solo), 1.5 tackles for loss, 4 passes defended and 1 forced fumble.

- Missed the final 6 games after suffering a season-ending injury.

JUNIOR (2023): Started all 12 games; 26 tackles (20 solo), 1.0 sack, 3.0 tackles for loss and 10 passes defended.

- Led the team in passes defended.

SOPHOMORE (2022): Started all 13 games; 29 tackles (20 solo), 1.0 tackle for loss, 1 interception and 8 passes defended.

TRUE FRESHMAN (2021): Played in all 13 games with 7 starts; 23 tackles (15 solo), 2.0 tackles for loss, 1 interception and 3 passes defended.

HIGH SCHOOL (MIAMI PALMETTO SENIOR HS – MIAMI, FLA.)

- Played wide receiver and defensive back.
- Also played basketball.

SENIOR (2020):

- Helped his team to the state semifinals.
- 1st-team all-state.

JUNIOR (2019):

- Helped his team to a 10-2 record.

OFF THE FIELD

PERSONAL:

- MAJOR: Education sciences.

JASON MARSHALL JR.'S NFL REGULAR SEASON DEFENSIVE STATS														
YEAR	TEAM	GP	GS	TACKLES					INTERCEPTIONS					FUMBLES
				TOT	SOLO	ASST	SK	YDS	INT	YDS	LG	TD	PD	
2025	MIAMI	1	0	2	1	1	0.0	0.0	0	0	-	0	0	0
TOTALS		1	0	2	1	1	0.0	0.0	0	0	-	0	0	0

SINGLE-GAME CAREER HIGHS
Tackles: 2 at Indianapolis, 9/7/25



9

IFEATU MELIFONWU

SAFETY // 6-3 // 210 // SYRACUSE '21

ACQUIRED: UFA, '25 (DET.)

HOMETOWN: SOUTH GRAFTON, MASS. // BORN: 5/2/99

NFL: FIFTH SEASON // DOLPHINS: FIRST SEASON

NFL CAREER

TRANSACTIONS:

- Signed by Miami as an unrestricted free agent from Detroit on March 13, 2025.
- 3rd-round pick (101st overall) by Detroit in the 2021 NFL Draft.

CAREER HONORS:

- NFC Defensive Player of the Week (at Minnesota, 12/24/23).

CAREER HIGHLIGHTS:

- Played in 38 games with 15 starts – 11 at safety and 4 at cornerback.
- 74 tackles (57 solo), 4.5 sacks, 2 interceptions, 13 passes defended, 1 forced fumble and 2 fumble recoveries.
- 4 special teams tackles (2 solo).
- Started 4 postseason games with Detroit.

2025 (MIAMI):

- Started 1 game.
- 6 solo tackles.

AT INDIANAPOLIS (9/7): 6 solo tackles.

- Made his Dolphins debut.

2024 (DETROIT):

- Started 3 games.
- Inactive for 3 games.
- Missed 11 games after being placed on injured reserve on Sept. 28 and activated on Dec. 21.
- 10 tackles (8 solo) and 1.0 sack.

AT CHICAGO (12/22): 4 tackles (2 solo) and 1.0 sack.

- Sacked QB Caleb Williams for a loss of 2 yards on 1st-and-10 in the 4th quarter.

POSTSEASON:

NFC DIVISIONAL VS. WASHINGTON (1/18): 2 tackles.

2023 (DETROIT):

- Played all 17 games with 6 starts.
- 31 tackles (23 solo), 3.0 sacks, 2 interceptions, 8 passes defended and 1 forced fumble.
- 2 special teams tackles (1 solo).

VS. DENVER (12/16): 8 tackles (5 solo), 1.0 sack, 1 forced fumble and 2 passes defended; 1 solo special teams tackle.

- Strip-sacked QB Russell Wilson for a loss of 10 yards, which was recovered by DT Isaiah Buggs and returned 33 yards to the Denver 37-yard line.

AT MINNESOTA (12/24): 5 solo tackles, 2.0 sacks, 1 interception and 2 passes defended.

- Sacked QB Nick Mullens for a loss of 11 yards to force a 3rd-and-15 in the 1st quarter.
- Sacked QB Nick Mullens for a loss of 9 yards to force a 3rd-and-19 in the 2nd quarter.
- Intercepted QB Nick Mullens on 1st-and-10 with 0:58 remaining in the 4th quarter and returned it 11 yards to preserve Detroit's victory.

AT DALLAS (12/30): 3 solo tackles, 1 interception and 1 pass defended.

- Intercepted QB Dak Prescott on 3rd-and-4 and returned it 24 yards in the 1st quarter.

POSTSEASON:

NFC WILD CARD VS. L.A. RAMS (1/14): 3 tackles (2 solo).

NFC DIVISIONAL VS. TAMPA BAY (1/21): 9 tackles (6 solo) and 1.5 sacks.

- Sacked QB Baker Mayfield for a loss of 8 yards to force a 3rd-and-17 in the 1st quarter.
- Split a sack of QB Baker Mayfield with LB Jalen Reeves-Maybin for a loss of 4 yards to force a 3rd-and-14 with 5:57 remaining in the 4th quarter.

NFC CHAMPIONSHIP AT SAN FRANCISCO (1/28):

- 3 tackles (2 solo) and 0.5 sack; 1 solo special teams tackle.
- Split a sack of QB Brock Purdy with DT Tyson Alualu for a loss of 7 yards in the 4th quarter.

HONORS:

- NFC Defensive Player of the Week (at Minnesota, 12/24).

2022 (DETROIT):

- Played in 10 games with 1 start.
- Inactive for 7 games.
- 13 tackles (9 solo), 0.5 sack and 2 passes defended.
- 1 special teams tackle.
- Transitioned from cornerback to safety.

AT CAROLINA (12/24): 8 tackles (6 solo).

- Made his 1st career start at safety.

VS. CHICAGO (1/1): 4 tackles (2 solo), 0.5 sack and 2 passes defended.

- Split a sack of QB Justin Fields with DE Aidan Hutchinson for a loss of 3 yards to force a 4th-and-5.

2021 (DETROIT):

- Played in 7 games with 4 starts at cornerback.
- Inactive for 1 game.
- Missed 9 games after being placed on injured reserve on Sept. 22 and activated on Nov. 29.
- Missed 1 game on the Reserve/COVID-19 list.
- 14 tackles (11 solo), 3 passes defended and 2 fumble recoveries.
- 1 solo special teams tackle.

AT SAN FRANCISCO (9/12): 1 fumble recovery.

- Recovered a WR Deebo Samuel fumble forced by DE Trey Flowers.
- Made his NFL debut.

AT GREEN BAY (9/20): 2 solo tackles and 1 pass defended.

- Made his 1st NFL start.

VS. GREEN BAY (1/9): 5 tackles (4 solo), 1 pass defended and 1 fumble recovery.

- Recovered a WR Juwann Winfree fumble forced by CB A.J. Parker in the 3rd quarter, setting up a Lions TD on the ensuing play.

BEFORE THE NFL

COLLEGE (SYRACUSE):

- 3-year letterman (2018-20) and 2-year starter.
- CAREER:** Played in 29 games with 19 starts at cornerback; 88 tackles (71 solo), 3 interceptions and 26 passes defended.
- REDSHIRT JUNIOR (2020):** Started all 11 games; 55 tackles (42 solo), 1.0 sack, 3 tackles for loss, 1 interception and 10 passes defended.
- 3rd-team All-ACC.

REDSHIRT SOPHOMORE (2019): Played in 9 games with 8 starts; 18 tackles (15 solo), 1 tackle for loss, 2 interceptions and 10 passes defended.

REDSHIRT FRESHMAN (2018): Played in 9 games; 15 tackles (14 solo), 1 tackle for loss and 6 passes defended.

- Redshirted in 2017.

HIGH SCHOOL (GRAFTON HS – GRAFTON, MASS.)

- Played defensive back, running back and wide receiver.
- Also played basketball, lacrosse and ran track.
- SENIOR (2016):** 1,876 rushing yards and 25 TDs; 2 interceptions.
- Division Player of the Year.
- Led team to 12-1 record, division title and state championship appearance.
- Served as team captain.
- JUNIOR (2015):** Led team to division title.
- Division Co-Defensive MVP.

OFF THE FIELD

PERSONAL:

- **PRONUNCIATION:** ee-FAH-too mel-uh-fawn-woo.
- **MAJOR:** Economics.
- Brother, Obi, played safety for Oakland (2017-18) and New England (2018-19), winning Super Bowl LIII with the Patriots.
- His parents immigrated to London from Nigeria before moving to Massachusetts in the 1990s.

IFEATU MELIFONWU'S NFL REGULAR SEASON DEFENSIVE STATS

YEAR	TEAM	GP	GS	TACKLES					INTERCEPTIONS					FUMBLES	
				TOT	SOLO	ASST	SK	YDS	INT	YDS	LG	TD	PD	FF	FR
2021	DETROIT	7	4	14	11	3	0.0	0.0	0	0	-	0	3	0	2
2022	DETROIT	10	1	13	9	4	0.5	1.5	0	0	-	0	2	0	0
2023	DETROIT	17	6	31	23	8	3.0	30.0	2	35	24	0	8	1	0
2024	DETROIT	3	3	10	8	2	1.0	2.0	0	0	-	0	0	0	0
2025	MIAMI	1	1	6	6	0	0.0	0.0	0	0	-	0	0	0	0
NFL TOTALS		38	15	74	57	17	4.5	33.5	2	35	24	0	13	1	2

IFEATU MELIFONWU'S NFL PLAYOFF DEFENSIVE STATS

YEAR	TEAM	GP	GS	TACKLES					INTERCEPTIONS					FUMBLES	
				TOT	SOLO	ASST	SK	YDS	INT	YDS	LG	TD	PD	FF	FR
2023	DETROIT	3	3	15	10	5	2.0	13.5	0	0	-	0	0	0	0
2024	DETROIT	1	1	2	0	2	0.0	0.0	0	0	-	0	0	0	0
PLAYOFF TOTALS		4	4	17	10	7	2.0	13.5	0	0	-	0	0	0	0

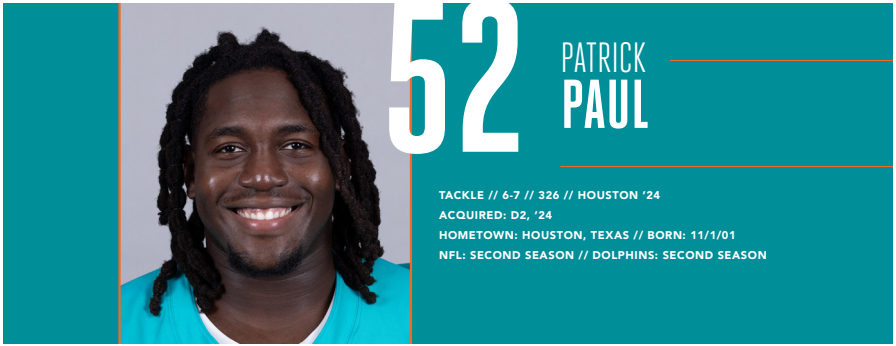
ADDITIONAL STATS

Special Teams Tackles: (Detroit) 1 in 2021, 1 in 2022, 2 in 2023 for total of 4 (P-1).

SINGLE-GAME CAREER HIGHS

Tackles:	9	vs. Tampa Bay, 1/21/24*
Sacks:	2.0	at Minnesota, 12/24/23
Interceptions:	1	Twice, last: at Dallas, 12/30/23
Passes Defended:	2	4 times, last: vs. Minnesota, 1/7/25
Forced Fumbles:	1	vs. Denver, 12/16/23
Fumble Recoveries:	1	Twice, last: vs. Green Bay, 1/9/22

* NFC Divisional game



NFL CAREER

TRANSACTIONS:

- 2nd-round pick (55th overall) by Miami in the 2024 NFL Draft.

CAREER HIGHLIGHTS:

- Played in 18 games with 4 starts – 3 at left tackle and 1 at right tackle.

2025 (MIAMI):

- Started 1 game at left tackle.

AT INDIANAPOLIS (9/7): Started at left tackle.

2024 (MIAMI):

- Played in all 17 games with 3 starts – 2 at left tackle and 1 at right tackle.

VS. JACKSONVILLE (9/8): Played but did not record any stats.

- Made his NFL debut.

VS. TENNESSE (9/30): Started at left tackle.

- Made his 1st career start.

VS. N.Y. JETS (12/8): Played 67 snaps at left tackle.

- Helped the offense total 375 yards and 32 points while not surrendering a sack or quarterback hit.

BEFORE THE NFL

COLLEGE (HOUSTON):

- 3-year starter (2021-23).

CAREER: Started all 44 games at left tackle.

JUNIOR (2023): Started all 12 games.

- 1st-team All-Big 12.
- Served as team captain.

SOPHOMORE (2022): Started all 13 games.

- 1st-team All-American Athletic Conference
- Served as team captain.

REDSHIRT FRESHMAN (2021): Started all 14 games.

- 1st-team All-American Athletic Conference.

REDSHIRT FRESHMAN (2020): Started 2 games.

- Retained a year of eligibility due to the COVID-19 pandemic.

TRUE FRESHMAN (2019): Started 3 games.

HIGH SCHOOL (JERSEY VILLAGE HS – HOUSTON, TEXAS)

- Played offensive and defensive line.
- Also participated in track and field.

OFF THE FIELD

PERSONAL:

- His brother, Chris Paul, is a guard for the Washington Commanders.
- **MAJOR:** Retailing & consumer science.

PATRICK PAUL'S NFL REGULAR SEASON STATS

GAMES/STARTS: 2024: 17/3, 2025: 1/1

NFL TOTALS: 18/4



NFL CAREER

TRANSACTIONS:

- 1st-round pick (18th overall) by Miami in the 2021 NFL Draft.

CAREER HONORS:

- 2024 Ed Block Courage Award (Miami recipient).
- 2022 Walter Payton NFL Man of the Year nominee (Miami).
- NFLPA Community MVP (Week 8, 2022).
- 2021 Nat Moore Community Service Award.
- 2021 PFWA All-Rookie Team.

CAREER HIGHLIGHTS:

- Played in 47 career games with 30 starts.
- 154 tackles (91 solo), 23.0 sacks, 1 interception, 7 passes defended, 1 forced fumble and 3 fumble recoveries.
- 1 blocked punt.
- Started 1 postseason game.
- Became 2nd player in Dolphins history to begin his career with at least 7 sacks in each of his 1st 2 NFL seasons.
- His 8.5 sacks in 2021 set a Dolphins rookie record:

DOLPHINS ROOKIE SACK LEADERS		
PLAYER	YEAR	SACKS
1. JAELAN PHILLIPS	2021	8.5
2. Bill Stanfill	1969	8.0
Lorenzo Bromell	1998	8.0
4. A.J. Duhe	1977	7.0
5. Marco Coleman	1992	6.0
Chop Robinson	2024	6.0

- His 8.5 sacks in 2021 were 2nd among all NFL rookies:

NFL ROOKIE SACK LEADERS (2021)		
PLAYER	TEAM	SACKS
1. Micah Parsons	Dal.	13.0
2. JAELAN PHILLIPS	MIA.	8.5
3. Azeez Ojulari	NYG	8.0
4. Odafe Oweh	Bal.	5.0
5. Several players		4.0

2025 (MIAMI):

- Started 1 game.
- 2 tackles (1 solo).

AT INDIANAPOLIS (9/7): 2 tackles (1 solo).

2024 (MIAMI):

- Played in 4 games with 3 starts.
- Missed the rest of the season after being placed on injured reserve on Oct. 3.
- 6 tackles (2 solo), 1.0 sack and 2 passes defended.

VS. JACKSONVILLE (9/8): 2 tackles (1 solo) and 1.0 sack.

- Sacked QB Trevor Lawrence for a loss of 6 yards on 3rd-and-14, forcing Jacksonville to punt with 2:19 remaining in the game.

AT SEATTLE (9/22): 2 assisted tackles and 1 pass defended.

VS. TENNESSEE (9/30): 2 tackles (1 solo) and 1 pass defended.

- Batted a pass from QB Mason Rudolph on 3rd-and-2, forcing Tennessee to punt with 2:17 remaining in the 2nd quarter.

HONORS:

- Ed Block Courage Award (Miami recipient).

2023 (MIAMI):

- Played in 8 games with 6 starts.
- Inactive for 3 games.
- Missed the rest of the season after being placed on injured reserve on Nov. 28.
- 43 tackles (28 solo), 6.5 sacks, 1 interception and 2 passes defended.

AT L.A. CHARGERS (9/10): 11 tackles (6 solo) and 0.5 sack.

- Split a sack of QB Justin Herbert with CB Justin Bethel on 4th-and-12 to seal the Dolphins victory.

AT PHILADELPHIA (10/22): 7 tackles (5 solo) and 1.0 sack.

- Sacked QB Jalen Hurts for a loss of 10 yards on 1st down, forcing the Eagles to let time expire and go into halftime.

VS. LAS VEGAS (11/19): 6 tackles (5 solo), 2.0 sacks, 1 interception and 1 pass defended.

- Sacked QB Aidan O'Connell for a loss of 8 yards on 3rd-and-3 early in the fourth quarter, forcing a Raiders punt.

- Sacked QB Aidan O'Connell for a loss of 3 yards with 4:46 remaining in the 4th quarter.

- Intercepted QB Aidan O'Connell on an errant pass and returned it 5 yards to give Miami the ball back with 3:04 remaining in the 4th quarter for his 1st career interception.

AT N.Y. JETS (11/24): 4 tackles (3 solo), 1.0 sack and 1 pass defended.

- Sacked QB Tim Boyle for a loss of 2 yards on 2nd-and-1 with 14:04 remaining in the 4th quarter.

2022 (MIAMI):

- Played in all 17 games with 15 starts.
- 61 tackles (37 solo), 7.0 sacks, 2 passes defended, 1 forced fumble and 2 fumble recoveries.
- 1 blocked punt.

VS. PITTSBURGH (10/23): 8 tackles (4 solo) and 1.5 sacks.

- Sacked QB Kenny Pickett for a loss of 11 yards on a 2nd-and-11 snap in the 3rd quarter.
- Split a sack with DT Christian Wilkins on QB Kenny Pickett on a 2nd-and-10 play with less than 2 minutes remaining in the game.

AT CHICAGO (11/6): 5 tackles (3 solo) and 1 blocked punt.

- Blocked a punt in the 2nd quarter that was recovered by LB Andrew Van Ginkel and returned 25 yards for a TD.
- It was the longest blocked punt return for a TD in franchise history.

AT BUFFALO (12/17): 3 tackles (2 solo), 1.0 sack and 1 forced fumble.

- Strip-sacked QB Josh Allen in the 4th quarter, which was recovered by DT Christian Wilkins.

POSTSEASON:

AFC WILD CARD AT BUFFALO (1/15): 9 tackles (4 solo) and 0.5 sack.

- Split a sack with DB Elijah Campbell of QB Josh Allen on a 2nd-and-11 snap in the 4th quarter.

HONORS:

- Walter Payton NFL Man of the Year nominee (Miami).
- NFLPA Community MVP (Week 8)

2021 (MIAMI):

- Played in all 17 games with 5 starts.
- 42 tackles (23 solo), 8.5 sacks, 1 pass defended and 1 fumble recovery.
- Set a Dolphins rookie record with 8.5 sacks, which were 2nd among all NFL rookies that season.

AT NEW ENGLAND (9/12): Played but did not record any stats.

- Made his NFL debut.

AT TAMPA BAY (10/10): 4 tackles (2 solo) and 1.0 sack.

- Sacked QB Tom Brady for a loss of 5 yards in the 3rd quarter.
- It was his 1st career sack.

VS. CAROLINA (11/28): 4 tackles (3 solo), 3.0 sacks and 1 pass defended.

- Sacked QB Cam Newton for a loss of 14 yards in the 3rd quarter.
- Sacked QB PJ Walker for a loss of 10 yards in the 4th quarter.
- Sacked QB PJ Walker for a loss of 4 yards in the 4th quarter.
- Became 3rd rookie in Dolphins history to record a 3-sack game (D.J. Duhe, 11/6/77 and Marco Coleman, 10/25/92).
- Became 1st NFL rookie since Nov. 17, 2019 (4, Maxx Crosby) to record 3+ sacks in a game.

VS. N.Y. GIANTS (12/5): 3 solo tackles and 2.0 sacks.

- Sacked QB Mike Glennon for a loss of 13 yards on 1st-and-10 in the 3rd quarter.

- Sacked QB Mike Glennon on back-to-back plays for a loss of 7 yards on 2nd-and-23 in the 3rd quarter.
- Set a new Dolphins rookie record for most sacks in a season.
- Became the 1st NFL rookie to record at least 6 sacks in a 3-game span since DE Julius Peppers in 2002.

VS. NEW ENGLAND (1/9): 2 tackles (1 solo) and 1 fumble recovery.

- Recovered a QB Mac Jones fumble in the 3rd quarter.

HONORS:

- PFWA All-Rookie Team.
- Nat Moore Community Service Award.
- Became the 1st rookie to win the award, given each year to a player recognized for his involvement in the South Florida community.

BEFORE THE NFL

COLLEGE (MIAMI):

- 1-year starter (2020).
- Transferred to Miami from UCLA following his sophomore season in 2018.

CAREER (AT MIAMI): Started 10 games; 45 tackles (21 solo), 8 sacks, 1 interception and 4 passes defended.

REDSHIRT JUNIOR (2020 AT MIAMI): Started 10 games; 45 tackles (21 solo), 8 sacks, 1 interception and 4 passes defended.

- 1st-team All-American.
- 2nd-team All-ACC.

JUNIOR (2019 AT MIAMI):

- Redshirted due to NCAA transfer rules.

SOPHOMORE (2018 AT UCLA): Played in 4 games with 2 starts; 20 tackles (12 solo) and 1 sack.

TRUE FRESHMAN (2017 AT UCLA): Played in 7 games with 4 starts; 21 tackles (16 solo), 3.5 sacks and 2 passes defended.

HIGH SCHOOL (REDLANDS EAST VALLEY HS – REDLANDS, CALIF.)

SENIOR (2016): 142 tackles and 21 sacks.

- 1st-team All-American.
- 1st-team all-state.
- Division co-defensive player of the year.

JUNIOR (2015): 76 tackles, 10.5 sacks and 2 interceptions.

OFF THE FIELD

COMMUNITY:

2024:

- In his third season on the Dolphins Cancer Challenge executive board, hosted the second annual "Art of Giving Back" event in the Miami Design District, this time partnering with KITH for an evening of purposeful fashion, music and philanthropy to raise funds for Sylvester Comprehensive Cancer Center.
- In partnership with DCC, hosted a Thanksgiving event for DCC community partner, Break The Cycle, providing Publix meal boxes for 50 families.

2023:

- As a Dolphins Cancer Challenge executive board member, he hosted “The Art of Giving Back” event, partnering with Gallery Dept and the Miami Design District, to showcase art and fashion by Gallery Dept founder Josué Thomas. The first-ever event led by Phillips surpassed his goal, raising more than \$53,000 to benefit Sylvester Comprehensive Cancer Center at UHealth.
- Co-hosted a holiday toy giveaway with teammate Bradley Chubb at the Lester H. White NFL YET Center Boys & Girls Club, providing gifts and meals from Reggae Beats, a Miami Dolphins minority-owned restaurant partner.

2022:

- Joined the Dolphins Cancer Challenge executive board
- Co-hosted a holiday toy giveaway with teammate Bradley Chubb at the Jim & Jan Moran Boys & Girls Club of Broward County, providing toys for 250 kids and meals from Troy’s BBQ.
- Provided Thanksgiving meals for 50 families from Casey Cares, Break the Cycle and Alex’s Place at the Sylvester Comprehensive Cancer Center – organizations dedicated to the care and treatment or fight against cancer.
- Along with defensive teammates, hosted a Thanksgiving dinner at Hard Rock Stadium for 100 kids from Big Brothers Big Sisters of Broward and Miami.
- Joined The VERB Kind’s “Come To Jail With Me” program to visit youth at the Broward Regional Juvenile Detention Center.
- Along with WR Mack Hollins, became the 1st Dolphins players to participate in the 100-mile ride at DCC XII and surpassed \$3,000 in fundraising to benefit Sylvester Comprehensive Cancer Center.

2021:

- At Lotus House – a shelter in the Miami Overtown neighborhood for women and children – provided Halloween costumes for the children and hosted a Thanksgiving cookie decorating event.
- Volunteered at the Miami Dolphins holiday event to spend time with and provide dinner and children’s gifts for South Florida families.
- Along with fellow Dolphins rookies, teamed up with Neighbors4Neighbors to provide South Florida families with holiday gifts.
- Chose the Juvenile Diabetes Research Foundation (JDRF) for My Cause My Cleats to raise awareness and support research for Type 1 diabetes in honor of his cousin.
- Volunteered at the Miami Dolphins Food Relief Program Thanksgiving meal distribution with Feeding South Florida to provide 1,000 meal boxes to South Florida families.
- With the Miami Dolphins Foundation, donated \$10,000 to help purchase an ambulance to assist with immediate relief efforts following the August earthquake.
- Volunteered with Miami Rescue Mission to serve meals and visit residents.
- Partnered with the Miami Dolphins Food Relief Program to provide meals for displaced residents of a North Miami Beach condo building that was evacuated following the Surfside building collapse.
- Joined the Miami Dolphins Social Impact Committee to positively impact civic engagement, education, and economic empowerment in South Florida.

PERSONAL:

- **PRONUNCIATION:** First name is pronounced JAY-len.
- **MAJOR:** Communications.

Jaelan Phillips' NFL Regular Season Stats																	
Year	Team	GP	GS	Tackles					SK	YDS	Interceptions					Fumbles	
				TOT	SOLO	ASST	INT	YDS			LG	TD	PD	FF	FR		
2021	MIAMI	17	5	42	23	19	8.5	71.5	0	0	-	0	1	0	1		
2022	MIAMI	17	15	61	37	24	7.0	38.0	0	0	-	0	2	1	2		
2023	MIAMI	8	6	43	28	15	6.5	36.5	1	5	5	0	2	0	0		
2024	MIAMI	4	3	6	2	4	1.0	6.0	0	0	-	0	2	0	0		
2025	MIAMI	1	1	2	1	1	0.0	0.0	0	0	-	0	0	0	0		
NFL TOTALS		47	30	154	91	63	23.0	152.0	1	5	5	0	7	1	3		


Jaelan Phillips' NFL Playoff Stats																	
Year	Team	GP	GS	Tackles					SK	YDS	Interceptions					Fumbles	
				TOT	SOLO	ASST	INT	YDS			LG	TD	PD	FF	FR		
2022	MIAMI	1	1	9	4	5	0.5	0.0	0	0	-	0	0	0	0		
PLAYOFF TOTALS		1	1	9	4	5	0.5	0.0	0	0	-	0	0	0	0		

Single-Game Career Highs		
Tackles:	11	at L.A. Chargers, 9/10/23
Sacks:	3.0	vs. Carolina, 11/28/21
Interceptions:	1	vs. Las Vegas, 11/19/23
Passes Defended:	1	7 times, last: vs. Tennessee, 9/30/24
Forced Fumbles:	1	at Buffalo, 12/17/22
Fumble Recoveries:	1	3 times, last: vs. Minnesota, 10/16/22

Phillips' Multi-Sack Games (4)			
Date	Opponent	Sacks	Yards
11/28/21	CAROLINA	3.0	28.0
12/05/21	N.Y. GIANTS	2.0	20.0
10/23/22	PITTSBURGH	1.5	11.0
11/19/23	LAS VEGAS	2.0	11.0

ADDITIONAL STATS

Blocked Kicks: 1 blocked punt in 2022.



94

JORDAN
PHILLIPS

DEFENSIVE TACKLE // 6-3 // 305 // MARYLAND '25
ACQUIRED: DSA, '25
HOMETOWN: OCOEE, FLA. // BORN: 6/30/04
NFL: ROOKIE SEASON // DOLPHINS: ROOKIE SEASON

NFL CAREER

TRANSACTIONS:

- 5th-round pick (143rd overall) by Miami in the 2025 NFL Draft.

CAREER HIGHLIGHTS:

- Played in 1 career game.
- 5 tackles (2 solo).

2025 (MIAMI):

- Played in 1 game.
- 5 tackles (2 solo).

AT INDIANAPOLIS (9/7): 5 tackles (2 solo).

- Made his NFL debut.

BEFORE THE NFL

COLLEGE (MARYLAND):

- 2-year letterman (2023-24) and 2-year starter.
- Transferred from Tennessee to Maryland after the 2022 season.
- Recipient of the Pat Tillman Award at the 2025 East-West Shrine Bowl, presented to a player who best exemplifies character, intelligence, sportsmanship and service.

CAREER: Played in 28 games with 23 starts; 58 tackles (31 solo) and 2.5 tackles for loss.

REDSHIRT SOPHOMORE (2024 AT MARYLAND): Started in all 12 games; 29 tackles (17 solo) and 1.0 tackle for loss.

REDSHIRT FRESHMAN (2023 AT MARYLAND): Played in all 13 games with 11 starts; 28 tackles (14 solo) and 1.5 tackles for loss.

- Helped his team to an 8-5 record and a Music City Bowl victory.

TRUE FRESHMAN (2022 AT TENNESSEE): Played in 3 games; 1 tackle.

HIGH SCHOOL (OCOEE HS – OCOEE, FLA.)

- Also competed in wrestling and weightlifting.

SENIOR (2021): 56 tackles, 11.5 sacks and 29.0 tackles for loss.

JUNIOR (2020): 71 tackles, 5.0 sacks, 14.0 tackles for loss and two forced fumbles.

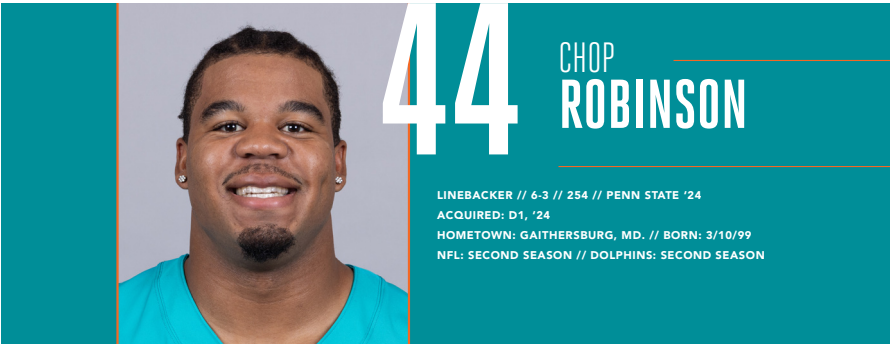
OFF THE FIELD

PERSONAL:

- **MAJOR:** Behavioral and social sciences.

JORDAN PHILLIPS' NFL REGULAR SEASON DEFENSIVE STATS															
YEAR	TEAM	GP	GS	TACKLES					INTERCEPTIONS					FUMBLES	
				TOT	SOLO	ASST	SK	YDS	INT	YDS	LG	TD	PD	FF	FR
2025	MIAMI	1	0	5	2	3	0.0	0.0	0	0	-	0	0	0	0
TOTALS		1	0	5	2	3	0.0	0.0	0	0	-	0	0	0	0

SINGLE-GAME CAREER HIGHS
Tackles: 5 at Indianapolis, 9/7/25



NFL CAREER

TRANSACTIONS:

- 1st-round pick (21st overall) by Miami in the 2024 NFL Draft.

CAREER HONORS:

- 2024 PFWA All-Rookie Team.

CAREER HIGHLIGHTS:

- Played in 18 career games with 1 start.
- 27 tackles (17 solo), 6.0 sacks and 4 passes defended.
- His 6.0 sacks in 2024 were tied for the 5th-most by a rookie in franchise history:

DOLPHINS ROOKIE SACK LEADERS		
PLAYER	YEAR	SACKS
1. Jaelan Phillips	2021	8.5
2. Lorenzo Bromell	1998	8.0
Bill Stanfill	1969	8.0
4. A.J. Duhe	1977	7.0
5. CHOP ROBINSON	2024	6.0
Marco Coleman	1992	6.0

- His 6.0 sacks in 2024 were 2nd-most among all NFL rookies:

NFL ROOKIE SACK LEADERS (2024)		
PLAYER	TEAM	SACKS
1. Braden Fiske	LAR	8.5
2. CHOP ROBINSON	MIA.	6.0
3. Jonah Elliss	Den.	5.0
4. Jared Verse	LAR	4.5
5. Laiatu Latu	Ind.	4.0

2025 (MIAMI):

- Played in 1 game.
- 1 solo tackle.

AT INDIANAPOLIS (9/7): 1 solo tackle.

2024 (MIAMI):

- Played in all 17 games with 1 start.
- 26 tackles (16 solo), 6.0 sacks and 4 passes defended.

AT INDIANAPOLIS (10/20): 2 tackles (1 solo).

- Made his 1st career start.

AT BUFFALO (11/3): 1 solo tackle and 1.0 sack.

- Sacked QB Josh Allen for a loss of 4 yards on 1st-and-10 with 1:38 remaining in the 4th quarter.
- It was the 1st sack of his career.

AT L.A. RAMS (11/11): 2 solo tackles and 1.0 sack.

- Sacked QB Matthew Stafford on 3rd-and-9 for a loss of 10 yards to force the Rams to punt with 8:53 remaining in the 1st quarter.

VS. NEW ENGLAND (11/24): 4 tackles (2 solo), 1.5 sacks and 2 passes defended.

- Sacked QB Drake Maye for a loss of 9 yards on 3rd-and-16 to force New England to punt in the 2nd quarter.
- Split a sack of QB Drake Maye with LB Emmanuel Ogbah for a loss of 5 yards on 3rd-and-15 to force New England to punt with 1:42 remaining in the 2nd quarter.

AT HOUSTON (12/15): 2 tackles (1 solo) and 1.5 sacks.

- Sacked QB C.J. Stroud for a loss of 7 yards on 3rd-and-2 to force Houston to punt in the 3rd quarter.
- Split a sack of QB C.J. Stroud with DT Zach Sieler for a loss of 7 yards on 3rd-and-8 to force Houston to punt with 1:56 remaining in the game.

VS. SAN FRANCISCO (12/22): 1 solo tackle, 1.0 sack and 1 passed defended.

- Sacked QB Brock Purdy for a loss of 7 yards on 2nd-and-10 with 59 seconds remaining in the game.

HONORS:

- PFWA All-Rookie Team.

BEFORE THE NFL

COLLEGE (PENN STATE):

- 1-year starter (2023).
- Transferred to Penn State from Maryland following the 2021 season.

CAREER (AT PENN STATE): Played in 22 games with 10 starts; 41 tackles (31 solo), 9.5 sacks, 3 passes defended, 3 forced fumbles and 2 fumble recoveries.

JUNIOR (2023 AT PENN STATE): Started in 10 games; 15 tackles (12 solo), 4.0 sacks, 1 pass defended, 2 forced fumbles and 1 fumble recovery.

- 1st-team All-Big 10.
- 3rd-team All American.

SOPHOMORE (2022 AT PENN STATE): Played in 12 games; 26 tackles (19 solo), 5.5 sacks, 2 passes defended, 1 forced fumble and 1 fumble recovery.

- All-Big 10 Honorable Mention.

TRUE FRESHMAN (2021 AT MARYLAND): Played in 13 games with 1 start; 19 tackles (12 solo) and 2.0 sacks.

HIGH SCHOOL (QUINCE ORCHARD HS – GAITHERSBURG, MD.)

- Broke the school sack record.

JUNIOR (2019): 85 tackles (61 solo), 14.0 sacks, 1 interception, 1 pass defended and 3 forced fumbles.

OFF THE FIELD

PERSONAL:

- **MAJOR:** Telecommunications.
- Born Demeioun Robinson, he has gone by “Chop” since he was a child. The name “Chop” originated from “Pork Chop,” a nickname given to him at birth.

CHOP ROBINSON'S NFL REGULAR SEASON STATS

YEAR	TEAM	GP	GS	TACKLES					YDS	INTERCEPTIONS					FUMBLES	
				TOT	SOLO	ASST	SK			INT	YDS	LG	TD	PD	FF	FR
2024	MIAMI	17	1	26	16	10	6.0	43.0		0	0	-	0	4	0	0
2025	MIAMI	1	0	1	1	0	0.0	0.0		0	0	-	0	0	0	0
NFL TOTALS		18	1	27	17	10	6.0	43.0		0	0	-	0	4	0	0

SINGLE-GAME CAREER HIGHS

Tackles:	4	vs. New England, 11/24/24
Sacks:	1.5	Twice, last: at Houston, 12/15/24
Passes Defensed:	2	vs. New England, 11/24/24

ROBINSON'S MULTI-SACK GAMES (2)

DATE	OPPONENT	SACKS	YARDS
11/24/24	NEW ENGLAND	1.5	11.5
12/15/24	at Houston	1.5	10.5



72

JONAH SAVAIINAEAE

OFFENSIVE LINE // 6-4 // 326 // ARIZONA '15
ACQUIRED: D2, '25
HOMETOWN: TAFUNA, AMERICAN SAMOA // BORN: 1/13/04
NFL: ROOKIE SEASON // DOLPHINS: ROOKIE SEASON

NFL CAREER

TRANSACTIONS:

- 2nd-round pick (37th overall) by Miami in the 2025 NFL Draft.

CAREER HIGHLIGHTS:

- Started 1 career game at left guard.
- 1 miscellaneous tackle.

2025 (MIAMI):

- Started 1 game at left guard.
- 1 miscellaneous tackle.

AT INDIANAPOLIS (9/7):

- Started at left guard.
- Made his NFL debut.

BEFORE THE NFL

COLLEGE (ARIZONA):

- 3-year starter (2022-24).

CAREER:

Started in 36 games.

JUNIOR (2024):

- Started 11 games.
- All-Big 12 honorable mention.

SOPHOMORE (2023):

- Started all 13 games.
- Helped his team to a 10-3 record, Arizona's first 10-win season since 2014 and 4th in program history.
- All-Pac-12 honorable mention.

TRUE FRESHMAN (2022):

- Started all 12 games.
- Freshman All-American.
- All-Pac-12 honorable mention.

HIGH SCHOOL (SAINT LOUIS SCHOOL – HONOLULU, HAWAII)

- Participated in the 2022 Polynesian Bowl.

SENIOR (2021):

- 1st-team all-state.

OFF THE FIELD

PERSONAL:

- **PRONUNCIATION:** Last name is pronounced suh-VEYE-EE-neye-uh.
- Became the fourth player from American Samoa to play for the Dolphins, joining Toniu Fonoti (2006), Reagan Maui'a (2007) and Isaako Aitui (2013).
- **MAJOR:** Leadership, learning and innovation.

JONAH SAVAIINAEAE'S NFL REGULAR SEASON STATS	
GAMES/STARTS: 2025: 1/1	NFL TOTALS: 1/1

ADDITIONAL STATS

Miscellaneous Tackles: 1 in 2025.



92

ZACH
SIELER

DEFENSIVE TACKLE // 6-6 // 300 // FERRIS STATE '18

ACQUIRED: WAL., '19 (BAL.)

HOMETOWN: PINCKNEY, MICH. // BORN: 9/7/95

NFL: EIGHTH SEASON // DOLPHINS: SIXTH SEASON

 2024, 2025

NFL CAREER

TRANSACTIONS:

- Awarded off waivers to Miami on Dec. 5, 2019.
- Waived by Baltimore on Dec. 4, 2019.
- Signed to Baltimore's active roster on Oct. 5, 2019.
- Signed to Baltimore's practice squad on Sept. 1, 2019.
- Waived by Baltimore on Aug. 31, 2019.
- 7th-round pick (238th overall) by Baltimore in the 2018 NFL Draft.

CAREER HONORS:

- 2024 Dan Marino Team MVP Award.
- AFC Defensive Player of the Week (vs. N.Y. Jets. 12/8/24).

CAREER HIGHLIGHTS:

- Played in 92 career games with 66 starts.
- 313 tackles (173 solo), 30.0 sacks, 2 interceptions, 15 passes defended, 5 forced fumbles and 5 fumble recoveries; 1 interception returned for a TD.
- Started 2 postseason games with Miami.
- His 10.0 sacks in 2024 were the 2nd-most among interior defensive linemen:

2024 SACK LEADERS (INTERIOR DEFENSIVE LINEMEN)		
PLAYER	TEAM	SACKS
1. Leonard Williams	Sea.	11.0
2. ZACH SIELER	MIA.	10.0
3. Dexter Lawrence	NYG	9.0
4. Zach Allen	Den.	8.5
Braden Fiske	LAR	8.5

- His 10.0 sacks in 2024 tied the franchise record he set in 2023:

MOST SACKS BY A DEFENSIVE TACKLE IN FRANCHISE HISTORY (SINGLE-SEASON)		
PLAYER	YEAR	SACKS
1. ZACH SIELER	2024	10.0
ZACH SIELER	2023	10.0
3. Christian Wilkins	2023	9.0
4. Bob Baumhower	1983	8.0
5. Randy Starks	2009	7.0
Mike Charles	1985	7.0

- Became the 1st Dolphins player to record consecutive seasons of 10+ sacks since Cameron Wake in 2016-17.

- His 10.0 sacks in 2023 were the 3rd-most among defensive tackles:

2023 SACK LEADERS (DEFENSIVE TACKLES)		
PLAYER	TEAM	SACKS
1. Nnamdi Madubuike	Bal.	13.0
2. Chris Jones	KC	10.5
3. ZACH SIELER	MIA.	10.0
4. Ed Oliver	Buf.	9.5
5. Christian Wilkins	Mia.	9.0

- Is a 2-time team captain (2024-25).

2025 (MIAMI):

- Started 1 game.
- 3 solo tackles.
- Serves as team captain.

AT INDIANAPOLIS (9/7): 3 solo tackles.

2024 (MIAMI):

- Started 15 games.
- Inactive for 2 games.
- 55 tackles (28 solo), 10.0 sacks, 1 interception, 2 passes defended, 1 forced fumble and 1 fumble recovery.
- Became the 1st Dolphins player to record consecutive seasons of 10+ sacks since Cameron Wake in 2016-17.
- His 10.0 sacks ranked 2nd in the NFL among interior defensive linemen.
- Served as a team captain.

AT SEATTLE (9/22): 3 tackles (2 solo), 1.0 sack, 1 interception and 1 pass defended.

- Sacked QB Geno Smith for a loss of 7 yards on 1st-and-10 in the 2nd quarter.
- Intercepted QB Geno Smith off a DT Calais Campbell deflection on 3rd-and-22 with 0:46 remaining in 3rd quarter.

AT NEW ENGLAND (10/6): 1 solo tackle and 1.0 sack.

- Sacked QB Jacoby Brissett for a loss of 9 yards on 3rd-and-6, forcing New England to punt on their 1st possession.

AT INDIANAPOLIS (10/20): 4 tackles (3 solo) and 1 fumble recovery.

- Recovered a QB Anthony Richardson fumble at the Miami 16-yard line in the 1st quarter.

VS. LAS VEGAS (11/17): 4 tackles (3 solo) and 1.0 sack.

- Sacked QB Gardner Minshew for a loss of 7 yards

on 2nd-and-10 with 1:32 remaining in the 2nd quarter.

VS. NEW ENGLAND (11/24): 4 tackles (3 solo), 1.0 sack and 1 forced fumble.

- Strip-sacked QB Drake Maye for a loss of 14 yards, which was recovered by LB Jordyn Brooks and returned 12 yards to New England's 25-yard line with 2:27 remaining in the 3rd quarter.

VS. N.Y. JETS (12/8): 4 tackles (2 solo) and 2.0 sacks.

- Sacked QB Aaron Rodgers for a loss of 9 yards on 3rd-and-2, forcing New York to punt with 14:17 remaining in the 4th quarter.
- Sacked QB Aaron Rodgers for a loss of 6 yards on 2nd-and-15 with 1:02 left in the 4th quarter.

AT HOUSTON (12/15): 2 tackles (1 solo) and 1.5 sacks.

- Sacked QB C.J. Stroud for a loss of 13 yards on 3rd-and-3 to force Houston to punt with 5:07 remaining in the 1st quarter.
- Split a sack of QB C.J. Stroud with LB Chop Robinson for a loss of 7 yards on 3rd-and-8 to force Houston to punt with 1:56 remaining in the game.

VS. SAN FRANCISCO (12/22): 4 tackles (3 solo) and 1.0 sack.

- Sacked QB Brock Purdy for a loss of 7 yards on 2nd-and-1 in the 2nd quarter.

AT N.Y. JETS (1/5): 6 tackles (4 solo) and 1.5 sacks.

- Split a sack of QB Aaron Rodgers with LB Emmanuel Ogbah for a loss of 7 yards of 4th-and-5, forcing a turnover on downs.
- Sacked QB Aaron Rodgers for a loss of 1 yard on 1st-and-10 in the 3rd quarter.

HONORS:

- Dan Marino Team MVP Award.
- AFC Defensive Player of the Week (vs. N.Y. Jets, 12/8).

2023 (MIAMI):

- Started all 17 games.
- 63 tackles (32 solo), 10.0 sacks, 1 interception, 4 passes defended, 1 forced fumble and 2 fumble recoveries; 1 interception returned for a TD.
- Became the 1st defensive tackle in team history with 10+ sacks in a season.
- His 10.0 sacks ranked 3rd in the NFL among defensive tackles.

VS. N.Y. GIANTS (10/8): 7 tackles (6 solo) and 2.0 sacks.

- Sacked QB Daniel Jones for a loss of 6 yards on 3rd-and-9 in the 2nd quarter.
- Sacked QB Tyrod Taylor for a loss of 3 yards on 3rd-and-11 in the 4th quarter.

VS. TENNESSEE (12/11): 4 tackles (1 solo), 1 interception and 1 pass defended; 1 interception returned for a touchdown.

- Intercepted a pass from QB Will Levis and returned it 5 yards for a touchdown to put Miami on the board in the 1st quarter.

VS. N.Y. JETS (12/17): 2 tackles (1 solo), 1.0 sack, 1 pass defended and 1 fumble recovery.

- Helped the defense post a shutout and hold the Jets to the second-fewest total yards allowed in Miami's history (103).
- Recovered a QB Zach Wilson fumble forced by

LB Bradley Chubb in the 1st quarter and returned it 3 yards to the Jets 1-yard line, which led to a Miami TD.

- Sacked QB Zach Wilson for a loss of 6 yards in the 2nd quarter.

AT BALTIMORE (12/31): 5 tackles (3 solo), 1.0 sack and 1 forced fumble.

- Sacked QB Lamar Jackson for a loss of 9 yards in the 1st quarter.

- Forced a fumble by RB Gus Edwards, which was recovered by S Jevon Holland in the 3rd quarter.

VS. BUFFALO (1/7): 7 tackles (2 solo) and 0.5 sack.

- Split a sack of QB Josh Allen with LB Melvin Ingram on 2nd-and-8 in the 4th quarter.
- Became the 1st defensive tackle in Dolphins history to record 10.0 sacks in a season.

POSTSEASON:

AFC WILD CARD AT KANSAS CITY (1/13): 4 assisted tackles and 1 pass defended.

2022 (MIAMI):

- Played in all 17 games with 15 starts.
- 70 tackles (41 solo), 3.5 sacks, 4 passes defended and 2 forced fumbles.
- His 70 tackles were tied for 5th among NFL defensive linemen.

VS. MINNESOTA (10/16): 3 tackles (2 solo) and 1 forced fumble.

- Forced a fumble by TE Irv Smith Jr. in the 3rd quarter but it was recovered by Minnesota.

VS. DETROIT (10/30): 4 tackles (3 solo), 1.0 sack and 2 passes defended.

- Sacked QB Jared Goff for a loss of 10 yards on a 3rd-and-9 snap in the 4th quarter, forcing a punt.

VS. CLEVELAND (11/13): 4 tackles (3 solo) and 1 forced fumble.

- Forced a fumble of RB Nick Chubb in the 1st quarter that was recovered by CB Xavien Howard.

AT NEW ENGLAND (1/1): 6 tackles (3 solo) and 1.0 sack.

- Sacked QB Mac Jones on a fourth down in the 4th quarter to turn the ball over on downs.

POSTSEASON:

AFC WILD CARD AT BUFFALO (1/15): 6 tackles (3 solo), 2.0 sacks and 1 fumble recovery.

- Scooped up a fumble of QB Josh Allen forced by S Eric Rowe and returned it 5 yards for a go-ahead TD in the 3rd quarter.
- It was the 1st fumble returned for a TD in Dolphins postseason history and 1st defensive TD in a Dolphins playoff game since LB A.J. Duhe returned an interception for a 35-yard TD on Jan. 23, 1983 vs. the N.Y. Jets.
- Split a sack with DT Christian Wilkins of QB Josh Allen on a 3rd-and-8 snap early in the 2nd quarter.
- Split a sack with DT Christian Wilkins of QB Josh Allen on a 2nd-and-8 snap late in the 2nd quarter.
- Sacked QB Josh Allen on a 3rd-and-10 play in the 4th quarter that forced a Bills punt.

2021 (MIAMI):

- Played in all 17 games with 9 starts.
- 62 tackles (33 solo), 2.0 sacks, 3 passes defended, 1 forced fumble and 2 fumble recoveries.

AT NEW ENGLAND (9/12): 3 tackles (2 solo) and 1

fumble recovery.

- Recovered a RB Rhamondre Stevenson forced by S Eric Rowe in the 1st quarter.

AT LAS VEGAS (9/26): 9 tackles (4 solo) and 1 pass defended.

VS. N.Y. JETS (12/19): 3 tackles (2 solo), 1.0 sack, 1 pass defended and 1 forced fumble.

- Strip-sacked QB Zach Wilson in the 4th quarter and the fumble was recovered by DE Emmanuel Ogbah.

AT NEW ORLEANS (12/27): 6 tackles (3 solo) and 1.0 sack.

- Sacked QB Ian Book for a loss of 11 yards in the 4th quarter.

2020 (MIAMI):

- Played in all 16 games with 8 starts.
- 48 tackles (30 solo) and 3.5 sacks.

AT ARIZONA (11/8): 4 tackles (3 solo).

- Teamed up with LB Elandon Roberts to stop RB Chase Edmonds for no gain on a critical 4th-and-1 in the 4th quarter.

VS. CINCINNATI (12/6): 3 solo tackles and 1.0 sack.

- Sacked QB Brandon Allen for a loss of 5 yards in the 4th quarter.

VS. NEW ENGLAND (12/20): 5 tackles (3 solo) and 1.0 sack.

- Sacked QB Cam Newton for a loss of 7 yards in the 2nd quarter.

2019 (BALTIMORE/MIAMI):

- Played in 3 games with 1 start with Miami.
- 8 tackles (3 solo), 1.0 sack and 2 passes defended with Miami.
- Inactive for 1 game with Miami.
- Awarded off waivers to Miami on Dec. 5.
- Played in 4 games with Baltimore.
- Inactive for 4 games with Baltimore.
- 3 tackles (2 solo) with Baltimore.

AT CINCINNATI (11/10): 1 solo tackle.

AT N.Y. GIANTS (12/15): 1 assisted tackle.

- Made his Dolphins debut.

VS. CINCINNATI (12/22): 7 tackles (3 solo), 1.0 sack and 2 passes defended.

- Sacked QB Andy Dalton in the 1st quarter. It was his 1st career sack.

2018 (BALTIMORE):

- Played in 2 games.
- Inactive for 14 games.
- 1 solo tackle.

VS. DENVER (9/23): Played but did not record any stats.

- Made his NFL debut.

VS. PITTSBURGH (11/4): 1 solo tackle.

- Made his 1st NFL tackle.

BEFORE THE NFL

COLLEGE (FERRIS STATE):

- 3-year starter (2014-17).
- Became the first player from his school to ever be selected in the NFL Draft.

CAREER: Played in 39 games with 28 starts; 176 tackles (77 solo), 33 sacks, 3 passes defended,

7 forced fumbles and 4 fumble recoveries; 2 blocked kicks.

SENIOR (2017): Played in all 13 games; 79 tackles (32 solo), 7 sacks, 2 forced fumbles, 2 passes defended and 2 fumble recoveries; 1 blocked kick.

- 1st-team D2 All-American.

- Great Lakes Intercollegiate Conference (GLIAC) Defensive Lineman of the Year.

- 1st-team All-GLIAC.

JUNIOR (2016): Played in all 15 games; 80 tackles (37 solo), 19.5 sacks, 1 pass defended, 5 forced fumbles and 2 fumble recoveries; 1 blocked kick.

- 1st-team All-GLIAC.

- His 19.5 sacks were a school record and led all of NCAA Division II.

SOPHOMORE (2015): Played in 11 games; 17 tackles (8 solo) and 6.5 sacks.

REDSHIRT FRESHMAN (2014): Did not record any stats.

- Redshirted in 2013.

HIGH SCHOOL (PINCKNEY HS – PINCKNEY, MICH.)

- Also competed in wrestling and track and field.

SENIOR (2012):

- All-conference.

OFF THE FIELD

COMMUNITY:

2024:

- Continued second year of partnership with airline and local hospitals to host pediatric patients for a Fantasy Flight event, spreading holiday cheer with a special North Pole visit at the Fort Lauderdale-Hollywood International Airport.
- Through the Sieler Safe Haven Foundation, advanced mission to impact youth on a local level, hosting multiple events at Dr. Frederica S. Wilson/Skyway Elementary School in Miami Gardens including a back-to-school backpack giveaway and Thanksgiving meal.

2023:

- Joined an airline and local hospital to provide a holiday flight and North Pole surprise, complete with gifts and a visit with Santa Claus, for pediatric patients.
- Hosted a Thanksgiving dinner at the Northwest Boys & Girls Club, serving meals and visiting with the kids.

2022:

- Through his Sieler Safe Haven Foundation, surprised 12 kids with a holiday shopping spree at Dick's Sporting Goods.
- Along with defensive teammates, hosted a Thanksgiving dinner at Hard Rock Stadium for 100 kids from Big Brothers Big Sisters of Broward and Miami.
- Established the Sieler Safe Haven Foundation to impact young people of all abilities through a passion for the outdoors and cultural enrichment.

2021:

- Participated in a class visit for Day of Persons with Disabilities with South Florida Special Olympics athletes.

- Volunteered at the Miami Dolphins Food Relief Program Thanksgiving meal distribution with Feeding South Florida to provide 1,000 meal boxes to South Florida families.

PERSONAL:

- **PRONUNCIATION:** Last name is pronounced SEE-ler.
- **MAJOR:** Mechanical engineering.

ZACH SIELER'S NFL REGULAR SEASON STATS														
YEAR	TEAM	GP	GS	TACKLES				YDS	INTERCEPTIONS					FUMBLES
				TOT	SOLO	ASST	SK		INT	YDS	LG	TD	PD	
2018	BALTIMORE	2	0	1	1	0	0.0	0.0	0	0	-	0	0	0
2019	BALTIMORE	4	0	3	2	1	0.0	0.0	0	0	-	0	0	0
	MIAMI	3	1	8	3	5	1.0	8.0	0	0	-	0	2	0
2020	MIAMI	16	8	48	30	18	3.5	23.5	0	0	-	0	0	0
2021	MIAMI	17	9	62	33	29	2.0	18.0	0	0	-	0	3	1
2022	MIAMI	17	15	70	41	29	3.5	31.5	0	0	-	0	4	2
2023	MIAMI	17	17	63	32	31	10.0	61.5	1	5	5t	1	4	1
2024	MIAMI	15	15	55	28	27	10.0	79.0	1	0	0	0	2	1
2025	MIAMI	1	1	3	3	0	0.0	0.0	0	0	-	0	0	0
NFL TOTALS		92	66	313	173	140	30.0	221.5	2	5	5t	1	15	5

ZACH SIELER'S NFL PLAYOFF STATS														
YEAR	TEAM	GP	GS	TACKLES				YDS	INTERCEPTIONS					FUMBLES
				TOT	SOLO	ASST	SK		INT	YDS	LG	TD	PD	
2022	MIAMI	1	1	6	3	3	2.0	4.0	0	0	-	0	0	0
2023	MIAMI	1	1	4	0	4	0.0	0.0	0	0	-	0	1	0
PLAYOFF TOTALS		2	2	10	3	7	2.0	4.0	0	0	0	0	1	0

ADDITIONAL STATS

Defensive Touchdowns: 5-yard fumble return at Buffalo (1/15/23 – AFC Wild Card); 5-yard interception return vs. Tennessee (12/11/23).

SINGLE-GAME CAREER HIGHS

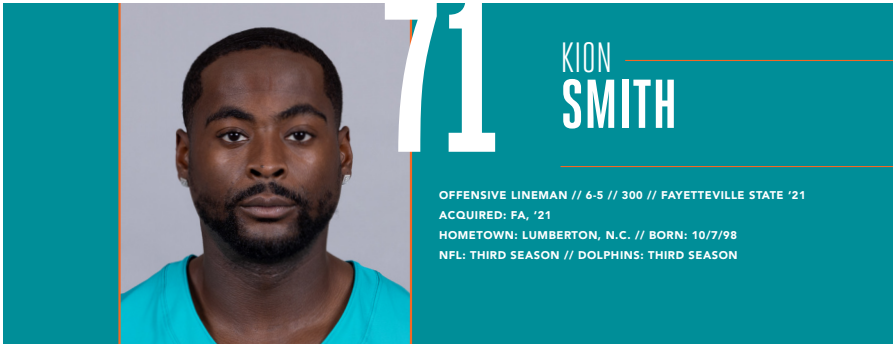
- Tackles:** 9 at Las Vegas, 9/26/21
- Sacks:** 2.0 3 times*, last: vs. N.Y. Jets, 12/8/24
- Interception** 1 Twice, last: at Seattle, 9/22/24
- Passes Defensed:** 2 Twice, last: at Detroit, 10/30/22
- Forced Fumbles:** 1 5 times, last: vs. New England, 11/24/24
- Fumble Recoveries:** 1 6 times*, last: at Indianapolis, 10/20/24

*includes postseason

SIELER'S MULTI-SACK GAMES (6)

DATE	OPPONENT	SACKS	YARDS
01/15/23	at Buffalo*	2.0	4.0
10/08/23	N.Y. GIANTS	2.0	9.0
12/03/23	at Washington	1.5	10.5
12/08/24	N.Y. JETS	2.0	15.0
12/15/24	at Houston	1.5	16.5
01/05/25	at N.Y. Jets	1.5	4.5

*AFC Wild Card game



NFL CAREER

TRANSACTIONS:

- Signed to reserve/future contract with Miami on Jan. 16, 2023.
- Signed to Miami's practice squad on Sept. 5, 2022.
- Waived by Miami on Aug. 30, 2022.
- Signed to Miami's practice squad on Sept. 2, 2021.
- Waived by Atlanta on Aug. 31, 2021.
- Signed by Atlanta as an undrafted college free agent on May 14, 2021.

CAREER HIGHLIGHTS:

- Played in 10 career games.

2025 (MIAMI):

- Played in 1 game.

AT INDIANAPOLIS (9/7): Played 45 snaps at right guard.

2024 (MIAMI):

- Missed the entire season after being placed on injured reserve on Aug. 10.

2023 (MIAMI):

- Played in 9 games.
- Dressed but did not play in 6 games.
- Inactive for 2 games.

VS. NEW ENGLAND (10/29): Played 5 snaps at left tackle.

- Made his NFL debut.

AT N.Y. JETS (11/24): Played 20 snaps on offense – 12 at left tackle and 8 at right tackle.

AT WASHINGTON (12/3): Played 31 snaps at left tackle.

POSTSEASON:

AFC WILD CARD AT KANSAS CITY (1/13): Inactive.

2022 (MIAMI):

- Dressed but did not play 3 games.
- Spent the rest of the season on Miami's practice squad.

2021 (ATLANTA/MIAMI):

- Spent the entire season on Miami's practice squad.
- Spent the offseason and training camp with Atlanta.

BEFORE THE NFL

COLLEGE (FAYETTEVILLE STATE):

- 3-year starter (2016-17, 19).

REDSHIRT JUNIOR (2019):

- 1st-team All-CIAA.

HIGH SCHOOL (LUMBERTON HS – LUMBERTON, N.C.)

- Also competed in track and field.

OFF THE FIELD

COMMUNITY:

2021:

- Along with fellow Dolphins rookies, teamed up with Neighbors4Neighbors to provide South Florida families with holiday gifts.
- Volunteered at the Miami Dolphins Food Relief Program Thanksgiving meal distribution with Feeding South Florida to provide 1,000 meal boxes to South Florida families.

PERSONAL:

- **MAJOR:** Criminal justice with a minor in psychology.

KION SMITH'S NFL REGULAR SEASON STATS

GAMES/STARTS: 2023: 9/0, 2024: 0/0, 2025: 1/0

NFL TOTALS: 10/0



1

TUA TAGOVAILOA

QUARTERBACK // 6-1 // 225 // ALABAMA '20

ACQUIRED: D1A, '20

HOMETOWN: EWA BEACH, HAWAII // BORN: 3/2/98

NFL: SIXTH SEASON // DOLPHINS: SIXTH SEASON

2023

2022, 2023, 2024, 2025

NFL CAREER

TRANSACTIONS:

- 1st-round pick (5th overall) by Miami in the 2020 NFL Draft.

CAREER HONORS:

- No. 91 on the NFL Network Top 100 list in 2025.
- 2024 Art Rooney Sportsmanship Award finalist.
- AFC Offensive Player of the Week (vs. New England, 11/24/24).
- No. 36 on the NFL Network Top 100 list in 2024.
- 2023 Pro Bowl selection.
- AFC Offensive Player of the Month (September 2023).
- AFC Offensive Player of the Week (at L.A. Chargers, 9/10/23).
- FedEx Air NFL Player of the Week (at L.A. Chargers, 9/10/23).
- No. 82 on the NFL Network Top 100 list in 2023.
- 2022 Don Shula Leadership Award.
- 2022 Polynesian Offensive Player of the Year.
- FedEx Air NFL Player of the Week (vs. Cleveland, 11/13/22).
- FedEx Air NFL Player of the Week (at Chicago, 11/6/22).
- FedEx Air NFL Player of the Week (at Detroit, 10/30/22).
- AFC Offensive Player of the Week (at Baltimore, 9/18/22).
- FedEx Air NFL Player of the Week (at Baltimore, 9/18/22).
- Pepsi NFL Rookie of the Week (vs. Kansas City, 12/13/20).
- Pepsi NFL Rookie of the Week (vs. Cincinnati, 12/6/20).

CAREER HIGHLIGHTS:

- Played in 65 career games with 63 starts.
- 1,401-of-2,060 passing (68.0 pct.) for 15,620 yards, 101 TDs and a QB rating of 97.4.
- 155 carries for 437 yards (2.8 avg.) and 6 TDs.
- Started 1 postseason game.
- His 97.4 passer rating is the best in team history:

HIGHEST PASSER RATING IN DOLPHINS HISTORY (min. 250 att.)		
PLAYER	YRS	RATING
1. TUA TAGOVAILOA	2020-25	97.4
2. Chad Pennington	2008-10	94.5
3. Ryan Fitzpatrick	2019-20	89.0
4. Ryan Tannehill	2012-18	87.0
5. Dan Marino	1983-99	86.4

- His 68.0 completion percentage is the 2nd-best in NFL history:

HIGHEST COMPLETION PERCENTAGE IN NFL HISTORY (min. 1,500 att.)				
PLAYER	YEARS	ATT	CMP	PCT.
1. Joe Burrow	2020-25	2,570	1,762	68.6
2. TUA TAGOVAILOA	2020-25	2,060	1,401	68.0
3. Drew Brees	2001-20	10,551	7,142	67.7
4. Jimmy Garoppolo	2014-24	1,936	1,304	67.4
5. Kyle Murray	2019-25	2,809	1,885	67.1

- His 68.0 completion percentage is the best in team history:

HIGHEST COMPLETION PERCENTAGE IN DOLPHINS HISTORY (min. 150 comp.)				
PLAYER	YEARS	ATT	CMP	PCT.
1. TUA TAGOVAILOA	2020-25	2,060	1,401	68.0
2. Chad Pennington	2008-10	552	373	67.6
3. Ryan Fitzpatrick	2019-20	769	494	64.2
4. Ryan Tannehill	2012-18	2,911	1,829	62.8
5. Jay Cutler	2017	429	266	62.0

- His 2.23 interception rate is 3rd-lowest in team history:

LOWEST INTERCEPTION RATE IN DOLPHINS HISTORY (min. 250 att.)				
PLAYER	YRS	ATT	INT	INT%
1. Chad Pennington	2008-10	552	9	1.63
2. Cleo Lemon	2005-07	377	7	1.86
3. TUA TAGOVAILOA	2020-24	2,060	46	2.23
4. Ryan Tannehill	2012-18	2,911	75	2.58
5. Gus Frerotte	2005	494	13	2.63

- His 16 300-yard passing games tie for the 2nd-most in Dolphins history:

MOST 300-YARD PASSING GAMES IN DOLPHINS HISTORY		
PLAYER	YRS	300+ YD GAMES
1. Dan Marino	1983-99	63
2. TUA TAGOVAILOA	2020-24	16
Ryan Tannehill	2012-18	16
4. Ryan Fitzpatrick	2019-20	7
Chad Henne	2008-11	7

- His 72.9 completion percentage in 2024 was the best in the NFL:

HIGHEST COMPLETION PERCENTAGE (2024) (min. 150 att.)				
PLAYER	TEAM	ATT	CMP	PCT.
1. TUA TAGOVAILOA	MIA.	291	399	72.9
2. Jared Goff	Det.	390	539	72.4
3. Baker Mayfield	TB	407	570	71.4
4. Joe Burrow	Cin.	460	652	70.6
5. Geno Smith	Sea.	407	578	70.4

- His 72.9 completion percentage in 2024 was the best in a season in team history:

DOLPHINS SINGLE-SEASON COMPLETION PERCENTAGE LEADERS (min. 75 comp.)					
PLAYER	YEAR	ATT	CMP	PCT.	
1. TUA TAGOVAILLOA	2024	291	399	72.9	
2. TUA TAGOVAILLOA	2023	560	388	69.3	
3. Ryan Fitzpatrick	2020	267	183	68.5	
4. TUA TAGOVAILLOA	2021	388	263	67.8	
5. Chad Pennington	2008	476	321	67.4	

- His 120.2 red zone passer rating in 2024 led the NFL:

NFL RED ZONE PASSER RATING LEADERS (2024)			
PLAYER	TEAM	RATING	
1. TUA TAGOVAILLOA	MIAMI	120.2	
2. Baker Mayfield	Tampa Bay	119.6	
3. Lamar Jackson	Baltimore	117.8	
4. Jared Goff	Detroit	111.7	
5. Derek Carr	New Orleans	109.0	

- His 37 completions on Nov. 28, 2024 at Green Bay were the 3rd-most in Dolphins history:

MOST COMPLETIONS IN DOLPHINS HISTORY (SINGLE GAME)			
PLAYER	DATE, OPP	COMP.	
1. Dan Marino	11/16/86, at Buf.	39	
2. Dan Marino	11/23/97, at NE	38	
3. TUA TAGOVAILLOA	11/28/24, AT GB	37	
4. TUA TAGOVAILLOA	9/18/22, AT BAL.	36	
5.	Six times	35	

- His 4,624 passing yards in 2023 led the NFL:

MOST PASSING YARDS (2023)					
PLAYER	TEAM	ATT	CMP	YDS	
1. TUA TAGOVAILLOA	MIA	560	388	4,624	
2. Jared Goff	Det.	605	407	4,575	
3. Dak Prescott	Dal.	590	410	4,516	
4. Josh Allen	Buf.	579	385	4,306	
5. Brock Purdy	SF	444	308	4,280	

- His 4,624 passing yards in 2023 are the 3rd-most in franchise history:

MOST PASSING YARDS IN A SEASON IN DOLPHINS HISTORY			
PLAYER	YEAR	YDS	
1. Dan Marino	1984	5,084	
2. Dan Marino	1986	4,746	
3. TUA TAGOVAILLOA	2023	4,624	
4. Dan Marino	1994	4,453	
5. Dan Marino	1988	4,434	

- His 101.1 passer rating in 2023 was 5th in the NFL:

NFL PASSER RATING LEADERS (2023)		
PLAYER	TEAM	RATING
1. Brock Purdy	San Francisco	113.0
2. Dak Prescott	Dallas	105.9
3. Kirk Cousins	Minnesota	103.8
4. Lamar Jackson	Baltimore	102.7
5. TUA TAGOVAILLOA	MIAMI	101.1

- In 2022, he became the youngest NFL quarterback since 1984 (Dan Marino) to lead the league in passer rating:

NFL PASSER RATING LEADERS (2022)		
PLAYER	TEAM	RATING
1. TUA TAGOVAILLOA	MIAMI	105.5
2. Patrick Mahomes	Kansas City	105.2
3. Jimmy Garoppolo	San Francisco	103.0
4. Jalen Hurts	Philadelphia	101.5
5. Geno Smith	Seattle	100.9

- His 112.2 red zone passer rating led the NFL in 2022:

NFL RED ZONE PASSER RATING LEADERS (2022)		
PLAYER	TEAM	RATING
1. TUA TAGOVAILLOA	MIAMI	112.2
2. Andy Dalton	New Orleans	109.9
3. Ryan Tannehill	Tennessee	107.8
4. Dak Prescott	Dallas	106.0
5. Justin Fields	Chicago	105.7

- His 130.1 third-down passer rating led the NFL in 2022:

NFL THIRD-DOWN PASSER RATING LEADERS (2022)		
PLAYER	TEAM	RATING
1. TUA TAGOVAILLOA	MIAMI	130.1
2. Jimmy Garoppolo	San Francisco	112.8
3. Joe Burrow	Cincinnati	112.2
4. Patrick Mahomes	Kansas City	105.8
5. Geno Smith	Seattle	104.6

- His 6 passing TDs on Sept. 18, 2022 at Baltimore were tied for the most in Dolphins history:

MOST PASSING TDs IN DOLPHINS HISTORY (SINGLE GAME)				
PLAYER	DATE, OPP	YDS	TDs	
1. TUA TAGOVAILLOA	9/18/22, AT BAL.	469	6	
Dan Marino	9/21/86, at NYJ	448	6	
Bob Griese	11/24/77, at StL	207	6	
4. Dan Marino	Five times		5	

- His 469 passing yards on Sept. 18, 2022 at Baltimore were the 4th-most in Dolphins history:

MOST PASSING YARDS IN DOLPHINS HISTORY (SINGLE GAME)			
PLAYER	DATE, OPP	YDS	
1. Dan Marino	10/23/88, vs. NYJ	521	
2. Dan Marino	9/4/94, vs. NE	473	
3. Dan Marino	12/2/84, vs. LAR	470	
4. TUA TAGOVAILLOA	9/18/22, AT BAL.	469	
5. TUA TAGOVAILLOA	9/10/23, AT LAC	466	

- Became 3rd rookie QB in Super Bowl era (Dak Prescott and Kyle Allen) to not throw an interception in his 1st 5 career starts (min. 100 att.).
- Became the 1st Dolphins rookie QB in team history to win each of his 1st 3 starts.
- Did not throw an interception in 5 consecutive starts (Games 7-10, 12 of the 2020 season), trying the franchise record (Jay Fiedler) for most consecutive starts without an interception.
- Joined QB Carson Wentz (Philadelphia) as only rookie QBs in the Super Bowl era to win each of his 1st 3 NFL starts and not throw an interception.
- His 64.1 completion percentage in 2020 was the best by a rookie in team history:

HIGHEST COMPLETION PERCENTAGE BY A ROOKIE IN DOLPHINS HISTORY (min. 75 comp.)				
PLAYER	YRS	ATT	CMP	PCT.
1. TUA TAGOVAILLOA	2020	290	186	64.1
2. Dan Marino	1983	296	173	58.4
3. Ryan Tannehill	2012	484	282	58.3
4. David Woodley	1980	327	176	53.8

- His 87.1 passer rating in 2020 was the 2nd-best by a rookie in team history behind only Hall of Famer Dan Marino:

HIGHEST PASSER RATING BY A ROOKIE IN DOLPHINS HISTORY (min. 150 att.)		
PLAYER	YRS	RATING
1. Dan Marino	1983	96.0
2. TUA TAGOVAILLOA	2020	87.1
3. Ryan Tannehill	2012	76.1

- Is a 4-time team captain (2022-25).

2025 (MIAMI):

- Started in 1 game.
- 14-of-23 passing (60.9 avg.) for 114 yards, 1 TD and a QB rating of 51.7.
- 1 carry for 7 yards.
- Serves as a team captain.

HONORS:

- No. 91 on the NFL Network Top 100 list.

2024 (MIAMI):

- Started 11 games.
- Inactive for 2 games.
- Missed 4 games after being placed on injured reserve on Sept. 17 and activated on Oct. 26.
- 291-of-399 passing (72.9 pct.) for 2,867 yards, 19 TDs and a QB rating of 101.4.
- 17 carries for 49 yards (2.9 avg.).
- Served as a team captain.

VS. JACKSONVILLE (9/8): 23-of-37 passing (62.2 pct.) for 338 yards, 1 TD and a QB rating of 101.0; 1 carry for 11 yards.

- Connected with WR Tyreek Hill on a 80-yard TD pass with 2:19 remaining in the 3rd quarter.

VS. ARIZONA (10/27): 28-of-38 passing (73.7 pct.) for 234 yards, 1 TD and a QB rating of 97.9; 3 carries for 13 yards (4.3 avg.).

- Connected with RB De'Von Achane on a 12-yard TD pass with 8:31 remaining in the 3rd quarter.

AT BUFFALO (11/3): 25-of-28 passing (89.3 pct.) for 231 yards, 2 TDs and a QB rating of 124.9; 2 carries for 3 yards (1.5 avg.).

- His 89.3 completion percentage is the best of his career and 4th-highest mark in Dolphins history.
- Found RB De'Von Achane on a 14-yard TD pass to give Miami a 10-3 lead with 3:20 remaining in the 2nd quarter.
- Connected with WR Jaylen Waddle on a 7-yard TD pass to tie the game, 27-27, with 1:38 remaining in the 4th quarter.

VS. LAS VEGAS (11/18): 28-of-36 passing (77.8 pct.) for 288 yards, 3 TDs and a QB rating of 127.8.

- Connected with TE Jonnu Smith on a 1-yard TD pass on 4th-and-goal in the 1st quarter.
- Completed an 8-yard TD pass to WR Tyreek Hill to give Miami a 17-6 lead with 4:13 remaining in the 3rd quarter.
- Found TE Jonnu Smith for a 57-yard TD pass to extend Miami's lead to 31-19 with 3:19 remaining in the game.

VS. NEW ENGLAND (11/24): 29-of-40 passing (72.5 pct.) for 317 yards, 4 TDs and a QB rating of 128.9.

- Completed a 7-yard TD pass to TE Jonnu Smith for Miami's 1st score of the game in the 2nd quarter.
- Connected on TD passes of 9 and 11 yards to RB De'Von Achane on back-to-back drives in the 2nd quarter.
- Found WR Jaylen Waddle for a 23-yard TD pass to extend Miami's lead to 31-0 with 1:37 remaining in the 3rd quarter.

AT GREEN BAY (11/28): 37-of-46 passing (80.4 pct.) for 365 yards, 2 TDs and a QB rating of 114.2.

- Completed a 12-yard TD pass to RB De'Von Achane with 2:43 remaining in the 3rd quarter.

- Connected on a 12-yard TD pass to WR Tyreek Hill with 3:04 remaining in the 4th quarter.

VS. N.Y. JETS (12/8): 33-of-47 passing (70.2 pct.) for 331 yards, 2 TDs and a QB rating of 104.1.

- Found WR Tyreek Hill on 4th-and-goal for a 4-yard TD pass to tie the game with 9:04 remaining in regulation.

- Completed a game-winning 10-yard TD pass to TE Jonnu Smith to give Miami its first overtime victory since 2019 vs. Cincinnati.

VS. SAN FRANCISCO (12/22): 22-for-34 (64.7 pct.) for 215 yards, 1 TD and a QB rating of 92.2; 2 carries for -1 yard (-0.5 avg.).

- Found WR Tyreek Hill for a 3-yard TD pass to give Miami a 13-7 lead with 3:20 remaining in the 2nd quarter.

- It was the 100th passing touchdown of his career.

HONORS:

- Art Rooney Sportsmanship Award finalist.
- AFC Offensive Player of the Week (vs. New England, 11/24).
- No. 36 on the NFL Network Top 100 list.

2023 (MIAMI):

- Started all 17 games.
- 388-of-560 passing (69.3 pct.) for 4,624 yards, 29 TDs and a QB rating of 101.1.
- 35 carries for 74 yards (2.1 avg.).
- Served as a team captain.
- His 4,624 yards led the league, and he became the 1st Dolphins player to lead the league in passing since QB Dan Marino in 1992 (4,116).
- Became the 2nd quarterback (Dan Marino) in franchise history to throw for more than 4,500 yards in a season.

AT L.A. CHARGERS (9/10): 28-of-45 passing (62.2 pct.) for 466 yards, 3 TDs and a QB rating of 110.0; 5 carries for 5 yards (1.0 avg.).

- Threw his 1st TD pass of the season from 1 yard out to WR River Cracraft.
- Connected on a 35-yard TD pass and 4-yard TD pass to WR Tyreek Hill in the 2nd half.
- His 466 passing yards were the 4th most in a Week 1 game in NFL history.
- It was his 2nd career road game with 450+ passing yards and 3+ passing TDs, joining Joe Montana, Tom Brady, Patrick Mahomes and Boomer Esiason as the only players to do this.

VS. DENVER (9/24): 23-of-26 passing (88.5 pct.) for 309 yards, 4 TDs and a QB rating of 155.8.

- Connected with WR Tyreek Hill for a 54-yard TD on the opening drive of the game.
- Threw a no-look pass to RB De'Von Achane for a 4-yard TD in the 2nd quarter.
- Found RB Raheem Mostert for a 19-yard TD in the 3rd quarter.
- Completed a 10-yard TD pass to RB De'Von Achane on the 1st play of the 4th quarter.
- Threw 4+ touchdowns for the 3rd time in his career.
- Helped direct an offense that set franchise records for points scored (70), total yards (726) and rushing yards (350).

VS. N.Y. GIANTS (10/8): 22-of-30 passing (73.3 pct.) for 308 yards, 2 TDs and a QB rating of 100.4; 2 carries for 6 yards (3.0 avg.).

- Found WR Jaylen Waddle for a 2-yard TD pass in the 1st quarter.
- Connected with WR Tyreek Hill on a 69-yard TD pass on Miami's 1st possession of the 3rd quarter.

VS. NEW ENGLAND (10/29): 30-for-45 passing (66.7 pct.) for 324 yards, 3 TDs and a QB rating of 100.6; 6 carries for 8 yards (1.3 avg.).

- Connected with WR Tyreek Hill on a 42-yard TD pass with 0:22 left in the 1st quarter.
- Completed a 1-yard TD pass to WR Cedrick Wilson Jr. in the 2nd quarter.
- Connected with WR Jaylen Waddle on a 31-yard TD pass to extend Miami's lead to 31-17 with 2:43 left in the game.
- Broke the franchise record for most passing yards in the 1st 8 games of a season with 2,416.

VS. LAS VEGAS (11/19): 28-of-39 passing (71.8 pct.) for 325 yards, 2 TDs and a QB rating of 103.0; 2 carries for 6 yards (3.0 avg.).

- Connected with WR Tyreek Hill on a 38-yard TD pass with 2:03 left in the 1st quarter.
- Found RB Salvon Ahmed for an 11-yard TD pass to give Miami a 14-10 lead with 2:28 left in the 2nd quarter.

VS. DALLAS (12/24): 24-of-37 (64.9 pct.) for 293 yards, 1 TD and a QB rating of 98.1; 2 carries for -2 yards (-1.0 avg.).

- Connected with RB Raheem Mostert on a 4-yard TD pass in the 2nd quarter.
- Became the 3rd quarterback in team history to top 4,000 yards in a season, joining QB Dan Marino (6 times) and QB Ryan Tannehill (twice).

POSTSEASON:

AFC WILD CARD AT KANSAS CITY (1/13): 20-of-39 (51.3 pct.) for 199 yards, 1 TD and a QB rating of 63.9; 3 carries for 25 yards (8.3 avg.).

- Connected with WR Tyreek Hill on a 53-yard TD pass in the 2nd quarter.

PRO BOWL:

- Selected to start the Pro Bowl for the 1st time in his career.
- Is the 1st Dolphins quarterback to be selected to the Pro Bowl since Dan Marino in 1995.
- Is just the 3rd quarterback in team history to earn a Pro Bowl nod, joining Hall of Famers Dan Marino (1983-87, 1991-92, 1994-95) and Bob Griese (1970-71, 1973-74, 1977-78).

HONORS:

- AFC Offensive Player of the Month (September).
- AFC Offensive Player of the Week (at L.A. Chargers, 9/10).
- FedEx Air NFL Player of the Week (at L.A. Chargers, 9/10).
- No. 82 on the NFL Network Top 100 list.

2022 (MIAMI):

- Started 13 games.
- Inactive for 4 games.
- 259-of-400 passing (64.8 pct.) for 3,548 yards, 25 TDs and a QB rating of 105.5.
- 24 carries for 70 yards (2.9 avg.).
- Led the NFL in passer rating (105.5), red zone

passer rating (112.2) and third-down passer rating (130.1).

- Became the youngest NFL quarterback since 1984 (Dan Marino) to lead the NFL in passer rating.
- Served as a team captain.

AT BALTIMORE (9/18): 36-of-50 passing (72.0 pct.) for 469 yards, 6 TDs and a QB rating of 124.1; 1 carry for 1 yard.

- Led the largest fourth-quarter comeback (21 points) and road comeback in franchise history.
- Connected on TD passes of 48 and 60 yards to WR Tyreek Hill in the second half.
- Found WR Jaylen Waddle for a 7-yard TD with 14 seconds left to win the game.
- His 6 passing TDs tied a franchise record with Hall of Fame QBs Dan Marino and Bob Griese.
- His 4 passing TDs in the 4th quarter were a Dolphins record.
- His 461 passing yards were the 4th-most in a game in team history and most by anyone not named QB Dan Marino.
- His 36 completions were the 3rd-most in a game in Dolphins annals.
- Became the 2nd-youngest NFL player since 1950 (Patrick Mahomes) to throw for 450+ yards and 6+ TDs in a game.

AT DETROIT (10/30): 29-of-36 passing (80.6 pct.) for 382 yards, 3 TDs and a QB rating of 138.7; 5 carries for 19 yards (3.8 avg.).

- Completed TD passes to WR Jaylen Waddle twice (5 and 29 yards) and TE Mike Gesicki (11 yards) in the win.
- Threw for 300 yards for the 2nd time in the season.
- Had 253 passing yards and a 144.7 passer rating in the 1st half.
- Surpassed QB David Woodley (5,928) for sixth place in the team's all-time passing yards chart.

AT CHICAGO (11/6): 21-of-30 passing (70.0 pct.) for 302 yards, 3 TDs and a QB rating of 135.7.

- Became the first QB in franchise history to post back-to-back games with 300+ yards passing, 3+ passing TDs and 0 interceptions.
- Completed a 3-yard TD pass to WR Tyreek Hill in the 2nd quarter.
- Threw 2 TD passes in the 3rd quarter – 1 to WR Jaylen Waddle (18 yards) and 1 to RB Jeff Wilson Jr. (10 yards).

POSTSEASON:

AFC WILD CARD AT BUFFALO (1/15): Inactive.

HONORS:

- Don Shula Leadership Award.
- Polynesian Pro Football Offensive Player of the Year.
- FedEx Air NFL Player of the Week (vs. Cleveland, 11/13).
- FedEx Air NFL Player of the Week (at Chicago, 11/6).
- FedEx Air NFL Player of the Week (at Detroit, 10/30).
- AFC Offensive Player of the Week (at Baltimore, 9/18).
- FedEx Air NFL Player of the Week (at Baltimore, 9/18).

2021 (MIAMI):

- Played in 13 games with 12 starts.
- Dressed but did not play in 1 game.
- Missed 3 games after being placed on injured reserve on Sept. 25 and activated on Oct. 16.
- 263-of-388 passing (67.8 pct.) for 2,653 yards, 16 TDs and a QB rating of 90.1.
- 42 carries for 128 yards (3.0 avg.) and 3 TDs.

AT JACKSONVILLE IN LONDON (10/17): 33-of-47 passing (70.2 pct.) for 329 yards, 2 TDs and a QB rating of 95.1; 3 carries for 22 yards (7.3 avg.).

- Completed a 6-yard TD pass to WR Jaylen Waddle in the 1st quarter to give Miami a 7-0 lead.
- Completed a 2-yard TD pass to WR Jaylen Waddle in the 4th quarter.

VS. ATLANTA (10/24): 32-of-40 passing (80.0 pct.) for 291 yards, 4 TDs and a QB rating of 109.5.

- Completed a 10-yard TD pass to WR Isaiah Ford in the 1st quarter to give Miami a 7-0 lead.
- Completed a 6-yard TD pass to TE Mike Gesicki in the 3rd quarter.
- Completed a 7-yard TD pass to RB Myles Gaskin in the 4th quarter.
- Completed a 4-yard TD pass to WR Mack Hollins in the 4th quarter to give Miami a 28-27 lead.

VS. BALTIMORE (11/11): 8-of-13 passing (61.5 pct.) for 158 yards for a QB rating of 104.0; 3 carries for 0 yards and 1 TD.

- Scored on a 1-yard TD run in the 4th quarter to extend Miami's lead to 22-10.

AT N.Y. JETS (11/21): 27-of-33 passing (81.8 pct.) for 273 yards and 2 TDs for a QB rating of 108.7; 3 carries for 6 yards (2.0 avg.).

- Completed a 65-yard TD pass to WR Mack Hollins in the 3rd quarter to give Miami a 14-7 lead.
- Completed a 5-yard TD pass to RB Myles Gaskin in the 4th quarter to give Miami a 21-14 lead.

2020 (MIAMI):

- Played in 10 games with 9 starts.
- Inactive for 1 game.
- Dressed but did not play in 5 games.
- 186-of-290 passing (64.1 pct.) for 1,814 yards, 11 TDs and a QB rating of 87.1.
- 36 carries for 109 yards (3.0 avg.) and 3 TDs.

VS. N.Y. JETS (10/18): 2-of-2 passing (100.0 pct.) for 9 yards for a QB rating of 85.4.

- Made his NFL and Dolphins debut.
- Became the 4th left-handed QB to throw a pass for the Dolphins, joining Jim Del Gaizo, Scott Mitchell and Pat White.

AT ARIZONA (11/8): 20-of-28 passing (71.4 pct.) for 248 yards, 2 TDs and a QB rating of 122.3; 7 carries for 35 yards (5.0 avg.).

- Completed a 9-yard TD pass to WR Preston Williams to extend Miami's lead to 21-14.
- Completed an 11-yard TD pass to WR Mack Hollins in the 4th quarter to even the score 31-31.
- Trailing by 7 entering the 4th quarter, completed 6-of-8 (75.0 pct.) passes for 67 yards and 1 TD in final frame to lead come-from-behind win.
- Became the 1st Dolphins player to have a game-winning drive in the 4th quarter or OT within his 1st 2 NFL starts since Chad Henne in 2009.

- It was the 1st 4th-quarter comeback of his career.

VS. KANSAS CITY (12/13): 28-of-48 passing (58.3 pct.) for 316 yards, 2 TDs and a QB rating for 83.3; 6 carries for 24 yards (4.0 avg.) and 1 TD.

- Completed a 7-yard TD pass to TE Mike Gesicki to give Miami a 7-0 lead.

- Completed a 29-yard TD pass to TE Mike Gesicki in the 4th quarter.

- Scored on a 1-yard TD run in the 4th quarter.

- Posted the 1st 300-yard passing game of his career.

VS. NEW ENGLAND (12/20): 20-of-26 passing (76.9 pct.) for 145 yards and a QB rating of 73.4; 3 carries for 9 yards (3.0 avg.) and 2 TDs.

- Scored on a 3-yard TD run in the 4th quarter to give Miami a 15-12 lead.

- Scored on a 1-yard TD run in the 4th quarter to extend Miami's lead to 22-12.

- Became the 5th QB in Dolphins history to have 2 rushing TDs in the same game and 1st since QB Cleo Lemon on 10/14/07 at Cleveland.

HONORS:

- Pepsi NFL Rookie of the Week (vs. Kansas City, 12/13).
- Pepsi NFL Rookie of the Week (vs. Cincinnati, 12/6).

BEFORE THE NFL

COLLEGE (ALABAMA):

- 3-year letterman (2017-19) and 2-year starter.

CAREER: Played in 33 career games with 24 starts; 474-of-684 passing (69.3 pct.) for 7,442 yards and 87 TDs; 107 carries for 340 yards (3.2 avg.) and 9 TDs.

- His 87 career passing TDs set a school record.
- His 7,442 career passing yards ranked 3rd in school history.

JUNIOR (2019): Started 9 games; 180-of-252 passing (71.4 pct.) for 2,840 yards and 33 TDs; 23 carries for 17 yards (0.7 avg.) and 2 TDs.

- Co-Polynesian Player of the Year.
- Won the Bobby Bowden Award (Division I player who epitomizes a student-athlete from a faith perspective).
- 2nd-team All-SEC.

SOPHOMORE (2018): Started all 15 games; 245-of-355 passing (69.0 avg.) for 3,966 yards and 43 TDs; 57 carries for 190 yards (3.3 avg.) and 5 TDs.

- His 43 TD passes were a single-season school record.
- His 3,966 passing yards were a single-season school record.
- His 245 completions ranked 4th in school history.
- His 48 total TDs led the SEC and ranked 2nd nationally.
- Consensus All-American.
- Walter Camp Player of the Year.
- Won the Maxwell Award (nation's top all-around player).
- Sporting News National Player of the Year.
- SEC Offensive Player of the Year.
- 1st-team All-SEC.
- Finalist for the Davey O'Brien Award (best quarterback).

TRUE FRESHMAN (2017): Played in 9 games; 49-of-77 passing (63.6 pct.) and 11 TDs; 27 carries for 133 yards (4.9 avg.) and 2 TDs.

- Entered the game in the 2nd half and helped the team win the College Football Playoff National Championship.
- College Football Playoff National Championship Offensive MVP.

HIGH SCHOOL (SAINT LOUIS SCHOOL – HONOLULU, HAWAII)

CAREER: 8,158 passing yards and 84 TDs; 1,727 rushing yards and 27 TDs.

- His 8,158 passing yards were a new Hawaii high school record.

SENIOR (2016): 3,932 passing yards and 43 TDs.

- Hawaii Gatorade Player of the Year.
- Won a state championship.

OFF THE FIELD

COMMUNITY:

2020:

- Hosted 3rd annual “Luau with Tua” in South Florida, benefitting the Tua Foundation.

2023:

- Hosted 2nd annual “Luau with Tua” in South Florida, benefitting Special Olympics and the Jason Taylor Foundation.

2022:

- Hosted 1st annual “Luau with Tua” in South Florida, which raised more than \$50,000 for Big Brothers Big Sisters of Miami-Dade and Broward counties.

2021:

- Volunteered at the Miami Dolphins holiday event to spend time with and provide dinner and children’s gifts for South Florida families.
- In 2021, established the Tua Foundation, dedicated to the support of youth initiatives, health and wellness and other charitable causes.

2020:

- In 2020, established a \$300,000 permanent scholarship endowment at his high school alma mater, Saint Louis School in Honolulu, Hawaii.

PERSONAL:

- **PRONUNCIATION:** Name is pronounced TOO-uh TUNG-oh-vai-LOA.
- **MAJOR:** Communication studies.

TUA TAGOVAILLOA’S NFL REGULAR SEASON PASSING STATS

YEAR	TEAM	GP	GS	ATT	CMP	PCT	YDS	Y/A	TD	INT	LG	SK/YDS	RATE
2020	MIAMI	10	9	290	186	64.1	1814	6.3	11	5	35	20/136	87.1
2021	MIAMI	13	12	388	263	67.8	2653	6.8	16	10	65t	20/152	90.1
2022	MIAMI	13	13	400	259	64.8	3548	8.9	25	8	84t	21/163	105.5
2023	MIAMI	17	17	560	388	69.3	4624	8.3	29	14	78t	29/171	101.1
2024	MIAMI	11	11	399	291	72.9	2867	7.2	19	7	80t	21/154	101.4
2025	MIAMI	1	1	23	14	60.9	114	5.0	1	2	21	3/13	51.7
NFL TOTALS		65	63	2060	1401	68.0	15620	7.6	101	46	84t	114/789	97.4

TUA TAGOVAILLOA’S NFL PLAYOFF PASSING STATS

YEAR	TEAM	GP	GS	ATT	CMP	PCT	YDS	Y/A	TD	INT	LG	SK/YDS	RATE
2023	MIAMI	1	1	39	20	51.3	199	5.1	1	1	53t	2/11	63.9
PLAYOFF TOTALS		1	1	39	20	51.3	199	5.1	1	1	53t	2/11	63.9

TUA TAGOVAILLOA’S NFL REGULAR SEASON RUSHING/RECEIVING STATS

YEAR	TEAM	GP	GS	RUSHING				RECEIVING					
				ATT	YDS	AVG	LG	TD	REC	YDS	AVG	LG	TD
2020	MIAMI	10	9	36	109	3.0	17	3	0	0	0.0	-	0
2021	MIAMI	13	12	42	128	3.0	23	3	0	0	0.0	-	0
2022	MIAMI	13	13	24	70	2.9	18	0	0	0	0.0	-	0
2023	MIAMI	17	17	35	74	2.1	9	0	0	0	0.0	-	0
2024	MIAMI	11	11	17	49	2.9	13	0	0	0	0.0	-	0
2025	MIAMI	1	1	1	7	7.0	7	0	0	0	0.0	-	0
NFL TOTALS		65	63	155	437	2.8	23	6	0	0	0.0	-	0

TUA TAGOVAILLOA’S NFL PLAYOFF RUSHING/RECEIVING STATS

YEAR	TEAM	GP	GS	RUSHING				RECEIVING					
				ATT	YDS	AVG	LG	TD	REC	YDS	AVG	LG	TD
2023	MIAMI	1	1	3	25	8.3	14	0	0	0	0.0	-	0
PLAYOFF TOTALS		1	1	3	25	8.3	14	0	0	0	0.0	-	0

ADDITIONAL STATS

Miscellaneous Tackles: 1 in 2020, 1 in 2021, 1 in 2024 for total of 3.

Miscellaneous Fumble Recoveries: 2 in 2021, 1 in 2022, 9 in 2023, 2 in 2024 for total of 14.

Career Regular Season Record As A Starter: 6-3 in 2020, 7-5 in 2021, 8-5 in 2022, 11-6 in 2023, 6-5 in 2024 for total of 38-24 (P-O-1).

SINGLE-GAME CAREER HIGHS

Pass Attempts:	58	at Buffalo, 1/3/21
Completions:	37	at Green Bay, 11/28/24
Passing Yards:	469	at Baltimore, 9/18/22
TD Passes:	6	at Baltimore, 9/18/22
Longest Pass:	84t	vs. Green Bay, 12/25/22
Completion Pct. (min. 20 att.):	89.3	at Buffalo, 11/3/24
Passer Rating:	155.8	vs. Denver, 9/24/23
Rush Attempts:	7	Twice, last: vs. N.Y. Jets, 12/19/21
Rushing Yards:	38	vs. New England, 1/9/22
Longest Rush:	23	vs. New England, 1/9/22
Rushing TDs:	2	vs. New England, 12/20/20

TAGOVAILOA'S GAME-WINNING DRIVES (10)

DATE	OPP	GW SCORE	TIME LEFT	FINAL SCORE
1. 11/8/20	at Ari.	Sanders 50-yd FG	3:30	34-31
2. 12/20/20	vs. NE	Tagovailoa 3-yd rush	12:55	22-12
3. 11/21/21	at NYJ	Gaskin 5-yard rec	10:15	24-17
4. 12/19/21	vs. NYJ	Parker 11-yard rec	3:37	31-24
5. 9/18/22	at Bal.	Waddle 7-yard rec	0:14	42-38
6. 9/25/22	vs. Buf.	Edmonds 3-yard rush	10:05	21-19
7. 9/10/23	at LAC	T. Hill 4-yard rec	1:48	36-34
8. 12/24/23	vs. Dal.	Sanders 29-yd FG	0:00	22-20
9. 9/8/24	vs. Jax.	Sanders 52-yd FG	0:00	20-17
10. 12/8/24	vs. NYJ	Smith 10-yard rec	6:11	32-26*

*denotes GWD was in overtime

300-YARD PASSING GAMES (16)

DATE	OPP	ATT	CMP	PCT	YDS	TD	INT	LG	RATE
12/13/20	vs. KC	48	28	58.3	316	2	1	29t	83.3
1/3/21	at Buf.	58	35	60.3	361	1	3	31	62.5
10/17/21	at Jax.	47	33	70.2	329	2	1	32	95.1
9/18/22	at Bal.	50	36	72.0	469	6	2	60t	124.1
10/30/22	at Det.	36	29	80.6	382	3	0	42	138.7
11/6/22	at Chi.	30	21	70.0	302	3	0	39	135.7
12/25/22	vs. GB	25	16	64.0	310	1	3	84t	80.8
9/10/23	at LAC	45	28	62.2	466	3	1	47	110.0
9/24/23	vs. Den.	26	23	88.5	309	4	0	54t	155.8
10/8/23	vs. NYG	30	22	73.3	308	2	2	69t	100.4
10/29/23	vs. NE	45	30	66.7	324	3	1	42t	100.6
11/19/23	vs. LV	39	28	71.8	325	2	1	38t	103.0
9/8/24	vs. Jax.	37	23	62.2	338	1	0	80t	101.0
11/24/24	vs. NE	40	29	72.5	317	4	0	29	128.9
11/28/24	at GB	46	37	80.4	365	2	0	30	114.2
12/8/24	vs. NYJ	47	33	70.2	331	2	0	21	104.1

2020 GAME-BY-GAME STATS (MIAMI)

DATE	OPPONENT	P/S	ATT	CMP	PCT	YDS	TD	INT	LG	SK/YDS
09/13	at New England					DID NOT PLAY				
09/20	BUFFALO					DID NOT PLAY				
09/24	at Jacksonville					DID NOT PLAY				
10/04	SEATTLE					DID NOT PLAY				
10/11	at San Francisco					DID NOT PLAY				
10/18	N.Y. JETS	1/0	2	2	100.0	9	0	0	7	0/0
11/01	L.A. RAMS	1/1	22	12	54.5	93	1	0	15	1/3
11/08	at Arizona	1/1	28	20	71.4	248	2	0	35	3/27
11/15	N.Y. JETS	1/1	25	15	60.0	169	2	0	23	0/0
11/22	at Denver	1/1	20	11	55.0	83	1	0	13	6/33
11/29	at N.Y. Jets					INACTIVE				
12/06	CINCINNATI	1/1	39	26	66.7	296	1	0	35	0/0
12/13	KANSAS CITY	1/1	48	28	58.3	316	2	1	29t	4/29
12/20	NEW ENGLAND	1/1	26	20	76.9	145	0	1	15	2/12
12/26	at Las Vegas	1/1	22	17	77.3	94	1	0	14	3/23
01/03	at Buffalo	1/1	58	35	60.3	361	1	3	31	1/9
2020 TOTALS		10/9	290	186	64.1	1,814	11	5	35	20/136

2021 GAME-BY-GAME STATS (MIAMI)

DATE	OPPONENT	P/S	ATT	CMP	PCT	YDS	TD	INT	LG	SK/YDS
09/12	at New England	1/1	27	16	59.3	202	1	1	36	2/17
09/19	BUFFALO	1/1	4	1	25.0	13	0	0	13	2/13
09/26	at Las Vegas					INJURED RESERVE				
10/03	INDIANAPOLIS					INJURED RESERVE				
10/10	at Tampa Bay					INJURED RESERVE				
10/17	at Jacksonville	1/1	47	33	70.2	329	2	1	32	0/0
10/24	ATLANTA	1/1	40	32	80.0	291	4	2	27	1/10
10/31	at Buffalo	1/1	39	21	53.8	205	0	1	40	2/11
11/07	HOUSTON					DID NOT PLAY				
11/11	BALTIMORE	1/0	13	8	61.5	158	0	0	64	1/6
11/21	at N.Y. Jets	1/1	33	27	81.8	273	2	1	65t	0/0
11/28	CAROLINA	1/1	31	27	87.1	230	1	0	57	2/26
12/05	N.Y. GIANTS	1/1	41	30	73.2	244	2	0	25	2/15
12/19	N.Y. JETS	1/1	27	16	59.3	196	2	2	37	1/0
12/27	at New Orleans	1/1	26	19	73.1	198	1	1	40	2/25
01/02	at Tennessee	1/1	38	18	47.4	205	0	1	45	4/23
01/09	NEW ENGLAND	1/1	22	15	68.2	109	1	0	17	1/6
2021 TOTALS		13/12	388	263	67.8	2653	16	10	65t	20/152

2022 GAME-BY-GAME STATS (MIAMI)

DATE	OPPONENT	P/S	ATT	CMP	PCT	YDS	TD	INT	LG	SK/YDS
09/11	NEW ENGLAND	1/1	33	23	69.7	270	1	0	42t	3/28
09/18	at Baltimore	1/1	50	36	72.0	469	6	2	60t	1/8
09/25	BUFFALO	1/1	18	13	72.2	186	1	0	45	1/7
09/29	at Cincinnati	1/1	14	8	57.1	110	0	1	26	1/10
10/09	at N.Y. Jets					INACTIVE				
10/16	MINNESOTA					INACTIVE				
10/23	PITTSBURGH	1/1	35	21	60.0	261	1	0	32	0/0
10/30	at Detroit	1/1	36	29	80.6	382	3	0	42	2/13
11/06	at Chicago	1/1	30	21	70.0	302	3	0	39	0/0
11/13	CLEVELAND	1/1	32	25	78.1	285	3	0	29	0/0
11/27	HOUSTON	1/1	36	22	61.1	299	1	0	34	4/26
12/04	at San Francisco	1/1	33	18	54.5	295	2	2	75t	3/20
12/11	at L.A. Chargers	1/1	28	10	35.7	145	1	0	60t	2/18
12/17	at Buffalo	1/1	30	17	56.7	234	2	0	67t	2/17
12/25	GREEN BAY	1/1	25	16	64.0	310	1	3	84t	2/16
01/01	at New England					INACTIVE				
01/08	N.Y. JETS					INACTIVE				
2022 TOTALS		13/13	400	259	64.8	3548	25	8	84t	61/451
DATE	OPPONENT	P/S	ATT	CMP	PCT	YDS	TD	INT	LG	SK/YDS
01/15	at Buffalo*					INACTIVE				

* AFC Wild Card game

2023 GAME-BY-GAME STATS (MIAMI)

DATE	OPPONENT	P/S	ATT	CMP	PCT	YDS	TD	INT	LG	SK/YDS
09/10	at L.A. Chargers	1/1	45	28	62.2	466	3	1	47	0/0
09/17	at New England	1/1	30	21	70.0	249	1	1	32	1/5
09/24	DENVER	1/1	26	23	88.5	309	4	0	54t	0/0
10/01	at Buffalo	1/1	35	25	71.4	282	1	1	23	4/31
10/08	N.Y. GIANTS	1/1	30	22	73.3	308	2	2	69t	1/6
10/15	CAROLINA	1/1	31	21	67.7	262	3	0	47	0/0
10/22	at Philadelphia	1/1	32	23	71.9	216	1	1	29	3/10
10/29	NEW ENGLAND	1/1	45	30	66.7	324	3	1	42t	2/12
11/05	at Kansas City	1/1	34	21	61.8	193	1	0	31t	3/18
11/19	LAS VEGAS	1/1	39	28	71.8	325	2	1	38t	1/2
11/24	at N.Y. Jets	1/1	30	21	70.0	243	1	2	35	2/15
12/03	at Washington	1/1	24	18	75.0	280	2	0	78t	0/0
12/11	TENNESSEE	1/1	33	23	69.7	240	0	0	25	5/32
12/17	N.Y. JETS	1/1	24	21	87.5	224	1	0	60t	3/15
12/24	DALLAS	1/1	37	24	64.9	293	1	0	50	1/9
12/31	at Baltimore	1/1	38	22	57.9	237	2	2	25	3/16
01/07	BUFFALO	1/1	27	17	63.0	173	1	2	24	0/0
2023 TOTALS		17/17	560	388	69.3	4624	29	14	78t	29/171
DATE	OPPONENT	P/S	ATT	CMP	PCT	YDS	TD	INT	LG	SK/YDS
01/13	at Kansas City*	1/1	39	20	51.3	199	1	1	53t	2/11

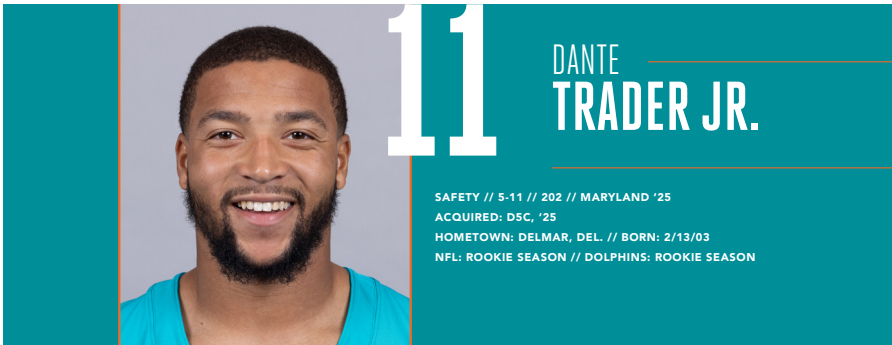
* AFC Wild Card game

2024 GAME-BY-GAME STATS (MIAMI)

DATE	OPPONENT	P/S	ATT	CMP	PCT	YDS	TD	INT	LG	SK/YDS
09/08	JACKSONVILLE	1/1	37	23	62.2	338	1	0	80t	3/19
09/12	BUFFALO	1/1	25	17	68.0	145	1	3	21	1/6
09/22	at Seattle					INJURED RESERVE				
09/30	TENNESSEE					INJURED RESERVE				
10/06	at New England					INJURED RESERVE				
10/20	at Indianapolis					INJURED RESERVE				
10/27	ARIZONA	1/1	38	28	73.7	234	1	0	30	1/7
11/03	at Buffalo	1/1	28	25	89.3	231	2	0	28	1/7
11/11	at L.A. Rams	1/1	28	20	71.4	207	1	1	36	3/36
11/17	LAS VEGAS	1/1	36	28	77.8	288	3	0	57t	2/17
11/24	NEW ENGLAND	1/1	40	29	72.5	317	4	0	29	2/9
11/28	at Green Bay	1/1	46	37	80.4	365	2	0	30	5/29
12/08	N.Y. JETS	1/1	47	33	70.2	331	2	0	21	0/0
12/15	at Houston	1/1	40	29	72.5	196	1	3	21	3/24
12/22	SAN FRANCISCO	1/1	34	22	64.7	215	1	0	24	0/0
12/29	at Cleveland					INACTIVE				
01/05	at N.Y. Jets					INACTIVE				
2024 TOTALS		11/11	399	291	72.9	2867	19	7	80t	21/154

2025 GAME-BY-GAME STATS (MIAMI)

DATE	OPPONENT	P/S	ATT	CMP	PCT	YDS	TD	INT	LG	SK/YDS
09/07	at Indianapolis	1/1	23	14	60.9	114	1	2	21	3/13
09/14	NEW ENGLAND									
09/18	at Buffalo									
09/29	N.Y. JETS									
10/05	at Carolina									
10/12	L.A. CHARGERS									
10/19	at Cleveland									
10/26	at Atlanta									
10/30	BALTIMORE									
11/09	BUFFALO									
11/16	WASHINGTON									
11/30	NEW ORLEANS									
12/07	at N.Y. Jets									
12/15	at Pittsburgh									
12/21	CINCINNATI									
12/28	TAMPA BAY									
TBD	at New England									
2025 TOTALS		1/1	23	14	60.9	114	1	2	21	3/13



NFL CAREER

TRANSACTIONS:

- 5th-round pick (155th overall) by Miami in the 2025 NFL Draft.

CAREER HIGHLIGHTS:

- Played in 1 career game.
- 3 tackles (2 solo).

2025 (MIAMI):

- Played in 1 game.
- 3 tackles (2 solo).

AT INDIANAPOLIS (9/7): 3 tackles (2 solo).

- Made his NFL debut.

BEFORE THE NFL

COLLEGE (MARYLAND):

- 4-year letterman (2021-24) and 3-year starter.
- Also played lacrosse, earning 3rd-team All-American honors in 2023.

CAREER: Played in 47 games with 35 starts; 190 tackles (123 solo), 1.0 tackle for loss, 5 interceptions, 20 passes defended and 1 forced fumble.

SENIOR (2024): Started 10 games; 59 tackles (37 solo), 1 interception and 5 passes defended.

- Semifinalist for the Jason Witten Collegiate Man of the Year.

JUNIOR (2023): Started 12 games; 53 tackles (38 solo), 0.5 tackle for loss, 2 interceptions, 8 passes defended and 1 forced fumble.

- Helped team to a second-consecutive 8-win season for the first time since 2001-03.

SOPHOMORE (2022): Started all 13 games; 62 tackles (34 solo), 0.5 tackle for loss, 2 interceptions and 6 passes defended.

- Helped team to an 8-5 record and a Duke's Mayo Bowl victory.
- Tied for the team lead with interceptions.
- Academic All-Big Ten selection.

TRUE FRESHMAN (2021): Played in 12 games; 16 tackles (14 solo) and 1 pass defended.

HIGH SCHOOL (McDONOUGH SCHOOL – OWINGS MILLS, MD.)

- Also played basketball and lacrosse; was a top-10 ranked lacrosse recruit in the country.
- Transferred from Delmar Senior High School (Delaware) prior to his junior year.

SENIOR (2020):

- Season canceled due to COVID-19 pandemic.

JUNIOR (2019): 25 solo tackles, 6 interceptions and 14 passes defended.

- Helped his team to an 11-1 record.
- 1st-team all-state.

SOPHOMORE (2018):

- 2nd-team all-state.

FRESHMAN (2017):

- Helped his team to the Delaware state championship.

OFF THE FIELD

PERSONAL:


- **MAJOR:** African American studies.

DANTE TRADER JR.'S NFL REGULAR SEASON DEFENSIVE STATS

YEAR	TEAM	GP	GS	TACKLES					SK	YDS	INTERCEPTIONS					FUMBLES	
				TOT	SOLO	ASST					INT	YDS	LG	TD	PD	FF	FR
2025	MIAMI	1	0	3	2	1	0.0	0.0	0	0	0	0	-	0	0	0	0
TOTALS		1	0	3	2	1	0.0	0.0	0	0	0	0	-	0	0	0	0

SINGLE-GAME CAREER HIGHS

Tackles: 3 at Indianapolis, 9/7/25



17

JAYLEN WADDLE

WIDE RECEIVER // 5-10 // 185 // ALABAMA '21

ACQUIRED: D1A, '21

HOMETOWN: HOUSTON, TEXAS // BORN: 11/25/98

NFL: FIFTH SEASON // DOLPHINS: FIFTH SEASON

NFL CAREER

TRANSACTIONS:

- 1st-round pick (6th overall) by Miami in the 2021 NFL Draft.

CAREER HONORS:

- No. 63 on the NFL Network Top 100 list in 2024.
- No. 44 on the NFL Network Top 100 list in 2023.
- No. 63 on the NFL Network Top 100 list in 2022.
- 2021 Dan Marino Most Valuable Player Award.
- 2021 PFWA All-Rookie Team.

CAREER HIGHLIGHTS:

- Started 63 career games.
- 313 receptions for 4,159 yards (13.3 avg.) and 20 TDs.
- 12 carries for 53 yards (4.3 avg.) and 1 TD.
- 9 kickoff returns for 158 yards (17.6 avg.).
- 5 punt returns for 35 yards (7.0 avg.).
- 10 miscellaneous tackles.
- Started 2 postseason games.
- Holds the Dolphins record for most receiving yards in the 1st 4 years of a career with 4,129:

MOST RECEIVING YARDS IN 1ST 4 SEASONS IN DOLPHINS HISTORY					
PLAYER	YEARS	REC	YDS	TDs	
1. JAYLEN WADDLE	2021-24	309	4,129	20	
2. Jarvis Landry	2014-20	400	4,038	22	
3. Mark Clayton	1983-86	209	3,649	33	
4. Chris Chambers	2001-04	233	3,478	28	
5. Mark Duper	1982-85	157	2,959	21	

- Is the 1st player in Dolphins history to post 3 consecutive 1,000-yard receiving seasons.
- His 1,356 receiving yards in 2022 ranked 7th in the NFL:

MOST RECEIVING YARDS (2022)					
PLAYER	TEAM	REC	YDS	TDs	
1. Justin Jefferson	Min.	128	1,809	8	
2. Tyreek Hill	Mia.	119	1,710	7	
3. Davante Adams	LV	100	1,516	14	
4. A.J. Brown	Phi.	88	1,496	11	
5. Stefon Diggs	Buf.	108	1,429	11	
6. CeeDee Lamb	Dal.	107	1,359	9	
7. JAYLEN WADDLE	MIA.	75	1,356	8	
8. Travis Kelce	KC	110	1,338	12	
9. DeVonta Smith	Phi.	95	1,196	7	
10. Terry McLaurin	Was.	77	1,191	5	

- His 1,356 receiving yards in 2022 are 4th in single-season franchise history:

MOST RECEIVING YARDS IN DOLPHINS HISTORY (SINGLE SEASON)					
PLAYER	YEAR	REC	YDS	TDs	
1. Tyreek Hill	2023	119	1,799	13	
2. Tyreek Hill	2022	119	1,710	7	
3. Mark Clayton	1984	73	1,389	18	
4. JAYLEN WADDLE	2022	75	1,356	8	
5. Mark Duper	1986	67	1,313	11	

- Had 2,371 yards in his 1st 2 NFL seasons, which was 10th-most in NFL history by a player in the 1st 2 years of a career:

MOST RECEIVING YARDS IN 1ST 2 YEARS OF A CAREER					
PLAYER	TEAM	YEARS	REC	YDS	
1. Justin Jefferson	Min.	2020-21	196	3,016	
2. Odell Beckham Jr.	NYG	2014-15	187	2,755	
3. Randy Moss	Min.	1998-99	149	2,726	
4. Ja'Marr Chase	Cin.	2021-22	168	2,501	
5. Jerry Rice	SF	1985-86	135	2,497	
6. Josh Gordon	Cle.	2012-13	137	2,451	
7. Torry Holt	StL	1999-2000	134	2,423	
8. A.J. Green	Cin.	2011-12	162	2,407	
9. Michael Thomas	NO	2016-17	196	2,382	
10. JAYLEN WADDLE	MIA.	2021-22	179	2,371	

- His 104 receptions in 2021 set an NFL rookie record at the time:

MOST RECEPTIONS BY A ROOKIE IN NFL HISTORY						
PLAYER	TEAM	YEAR	REC	YDS	TDs	
1. Puka Nacua	LAR	2023	105	1,486	6	
2. JAYLEN WADDLE	MIA.	2021	104	1,015	6	
3. Anquan Boldin	Ari.	2003	101	1,377	8	
4. Michael Thomas	NO	2016	92	1,137	9	
5. Odell Beckham Jr.	NYG	2014	91	1,305	12	
Saquon Barkley	NYG	2018	91	721	4	
Eddie Royal	Den.	2008	91	980	5	
8. Terry Glenn	NE	1996	90	1,132	6	
Amon-Ra St. Brown	Det.	2021	90	912	5	

- His 104 receptions in 2021 set a Dolphins rookie record:

MOST RECEPTIONS BY A DOLPHINS ROOKIE					
PLAYER	YEAR	REC	YDS	TDs	
1. JAYLEN WADDLE	2021	104	1,015	6	
2. Jarvis Landry	2014	84	758	5	
3. Terry Kirby	1993	75	874	3	
4. Jack Clancy	1967	67	868	2	
5. Davone Bess	2008	54	554	1	

208 • Miami Dolphins Weekly Release: Week 2 vs. New England

- Had the 2nd-most receptions (125) in NFL history in a player's 1st 20 career games:

MOST RECEPTIONS IN FIRST 20 NFL GAMES				
PLAYER	YEAR	TEAM	REC	
1. Odell Beckham Jr.	2014-15	NYG	141	
2. JAYLEN WADDLE	2021-22	MIA.	125	
3. Anquan Boldin	2003-04	Ari.	121	

- His 104 receptions in 2021 are the 5th-most in a season in Dolphins history:

DOLPHINS SINGLE-SEASON RECEPTIONS LEADERS				
PLAYER	YEAR	REC	YDS	TDs
1. Tyreek Hill	2023	119	1,799	13
2. Tyreek Hill	2022	119	1,710	7
3. Jarvis Landry	2017	112	987	9
4. Jarvis Landry	2015	110	1,157	4
5. JAYLEN WADDLE	2021	104	1,015	6

- His 1,015 receiving yards in 2021 set a Dolphins rookie record.

DOLPHINS ALL-TIME ROOKIE RECEIVING YARDS LEADERS				
PLAYER	YEAR	REC	YDS	TDs
1. JAYLEN WADDLE	2021	104	1,015	6
2. Chris Chambers	2001	48	883	7
3. Terry Kirby	1993	75	874	3
4. Jack Clancy	1967	67	868	2
5. Jarvis Landry	2014	84	758	5

2025 (MIAMI):

- Started 1 game.
- 4 receptions for 30 yards (7.5 avg.).

2024 (MIAMI):

- Started 15 games.
- Inactive for 2 games.
- 58 receptions for 744 yards (12.8 avg.) and 2 TDs.
- 4 carries for 12 yards (3.0 avg.).
- 2 miscellaneous tackles.

VS. JACKSONVILLE (9/8): 5 receptions for 109 yards (21.8 avg.); 1 carry for 3 yards.

AT BUFFALO (11/3): 2 receptions for -4 yards (-2.0 avg.) and 1 TD.

- Caught a 7-yard TD pass from QB Tua Tagovailoa to tie the game, 27-27, with 1:38 remaining in the 4th quarter.

VS. NEW ENGLAND (11/24): 8 receptions for 144 yards (18.0 avg.) and 1 TD.

- Caught a 23-yard TD pass from QB Tua Tagovailoa to extend Miami's lead to 31-0 with 1:37 remaining in the 3rd quarter.

VS. N.Y. JETS (12/8): 9 receptions for 99 yards (11.0 avg.).

HONORS:

- No. 63 on the NFL Network Top 100 list.

2023 (MIAMI):

- Started 14 games.
- Inactive for 3 games.
- 72 receptions for 1,014 yards (14.1 avg.) and 4 TDs.
- 3 carries for 12 yards (4.0 avg.).
- 3 miscellaneous tackles.

VS. NEW ENGLAND (10/29): 7 receptions for 121 yards (17.3 avg.) and 1 TD.

- Caught a 31-yard TD pass from QB Tua

Tagovailoa to extend Miami's lead to 31-17 with 2:43 left in the game.

AT N.Y. JETS (11/24): 8 receptions for 114 yards (14.3 avg.).

VS. N.Y. JETS (12/17): 8 receptions for 142 yards (17.8 avg.) and 1 TD.

- Caught a 60-yard TD pass from QB Tua Tagovailoa with 7:42 remaining in the 2nd quarter to extend Miami's lead to 17-0.

VS. DALLAS (12/24): 1 reception for 50 yards (50.0 avg.); 1 carry for 2 yards (2.0 avg.).

- Became the 1st player in team history to post 3 consecutive 1,000-yard receiving seasons.

POSTSEASON:

AFC WILD CARD AT KANSAS CITY (1/13): 2 receptions for 31 yards (15.5 avg.); 1 carry for 9 yards (9.0 avg.).

HONORS:

- No. 44 on the NFL Network Top 100 list.

2022 (MIAMI):

- Started all 17 games.
- 75 receptions for 1,356 yards (18.1 avg.) and 8 TDs.
- 3 carries for 26 yards (8.7 avg.).
- 1 miscellaneous tackle.

VS. NEW ENGLAND (9/11): 4 receptions for 69 yards (17.3 avg.) and 1 TD; 1 carry for 8 yards.

- Caught a 42-yard TD pass from QB Tua Tagovailoa with 18 seconds remaining in the 1st half on a 4th-and-7 snap.

AT BALTIMORE (9/18): 11 receptions for 171 yards (15.5 avg.) and 2 TDs.

- Caught a 7-yard TD pass from QB Tua Tagovailoa with 14 seconds remaining to cap a 21-point come-from-behind victory.
- Had a 59-yard reception from Tagovailoa in the 2nd quarter.
- Also grabbed a 6-yard TD pass from Tagovailoa in the 2nd quarter.
- It was his 4th career double-digit reception game in just his 18th career NFL contest.
- Joined WR Tyreek Hill as the only NFL teammates during the Super Bowl era to total at least 170 receiving yards and 2 receiving TDs in the same game.

VS. BUFFALO (9/25): 4 receptions for 102 yards (25.5 avg.); 1 carry for 9 yards.

- Caught passes of 32 and 45 yards on the same possession that proved to be the game-winning TD drive in the 4th quarter.
- Became the 1st Dolphins player to record back-to-back 100-yard receiving games since WR DeVante Parker did so on Dec. 22, 2019 vs. Cincinnati (111) and Dec. 29, 2019 at New England (137).

AT DETROIT (10/30): 8 receptions for 106 yards (13.3 avg.) and 2 TDs.

- Caught TD passes of 5 and 29 yards from QB Tua Tagovailoa in the 1st half.
- Marked his 3rd consecutive game with at least 85 receiving yards.
- It was the 3rd multi-TD game of his career.

VS. GREEN BAY (12/25): 5 receptions for 143 yards (28.6) and 1 TD.

- Caught an 84-yard TD pass from QB Tua Tagovailoa in the 1st quarter.
- Posted his 6th 100-yard receiving game of the season.

POSTSEASON:

AFC WILD CARD AT BUFFALO (1/15): 3 receptions for 44 yards (14.7 avg.); 1 carry for 8 yards.

HONORS:

- No. 63 on the NFL Network Top 100 list.

2021 (MIAMI):

- Started 16 games.
- Missed 1 game on the Reserve/COVID-19 list.
- 104 receptions for 1,015 yards (9.8 avg.) and 6 TDs.
- 2 carries for 3 yards (1.5 avg.) and 1 TD.
- 9 kickoff returns for 158 yards (17.6 avg.).
- 5 punt returns for 35 yards (7.0 avg.).
- 4 miscellaneous tackles.

AT NEW ENGLAND (9/12): 4 receptions for 61 yards (15.3 avg.) and 1 TD.

- Caught a 3-yard TD pass from QB Tua Tagovailoa in the 3rd quarter to give Miami a 17-10 lead.
- It was his 1st career TD.
- Made his NFL debut.

AT LAS VEGAS (9/26): 12 receptions for 58 yards (4.8 avg.).

- His 12 receptions set a Dolphins rookie record.

AT JACKSONVILLE IN LONDON (10/17): 10 receptions for 70 yards (7.0 avg.) and 2 TDs.

- Caught a 6-yard TD pass from QB Tua Tagovailoa in the 1st quarter.
- Caught a 2-yard TD pass from QB Tua Tagovailoa in the 4th quarter.
- Became the 1st rookie in Dolphins history to have multiple 10+ reception games.
- Became the 5th rookie in Dolphins history to catch multiple TDs in a game.

VS. CAROLINA (11/28): 9 receptions for 137 yards (15.2 avg.) and 1 TD; 1 punt return for 7 yards.

- Caught a 9-yard TD pass from QB Tua Tagovailoa in the 2nd quarter to give Miami a 14-7 lead.
- It was his 1st career 100-yard receiving game.

VS. N.Y. GIANTS (12/5): 9 receptions for 90 yards (10.0 avg.); 2 kickoff returns for 32 yards (16.0 avg.); 1 punt return for 7 yards.

- Broke the team record for receptions in a season by a rookie (86).

AT NEW ORLEANS (12/27): 10 receptions for 92 yards (9.2 avg.) and 1 TD.

- Caught a 1-yard TD pass from QB Tua Tagovailoa in the 3rd quarter to extend Miami's lead to 17-3.
- Became the 2nd rookie in NFL history to have 3+ games with 10+ receptions (Odell Beckham Jr.).
- His 10 receptions matched HOF WR Jerry Rice's record for most receptions by an NFL rookie on Monday Night Football.

VS. NEW ENGLAND (1/9): 5 receptions for 27 yards (5.4 avg.) and 1 TD.

- Caught a 7-yard TD pass from QB Tua Tagovailoa in the 1st quarter to give Miami a 7-0 lead.
- Broke the NFL record for receptions in a season by a rookie (104).

HONORS:

- Dan Marino Most Valuable Player Award.

- Became the 1st Dolphins rookie to win the team MVP award since Zach Thomas in 1996.
- PFWA All-Rookie Team.

BEFORE THE NFL

COLLEGE (ALABAMA):

- 3-year letterman (2018-20).

CAREER: Played in 34 games with 9 starts; 106 receptions for 1,999 yards (18.9 avg.) and 17 TDs; 4 carries for 17 yards (4.3 avg.); 9 kickoff returns for 214 yards (23.8 avg.) and 1 TD; 38 punt returns for 733 yards (19.3 avg.) and 2 TDs.

- 2nd-team All-SEC return specialist.
- His 18.9 yards per catch ranked 2nd in school history (min. 100 rec.).
- His 733 career punt return yards ranked 6th in school history.

JUNIOR (2020): Played in 6 games with 3 starts; 28 receptions for 591 yards (21.1 avg.) and 4 TDs; 3 carries for 12 yards (4.0 avg.); 4 kickoff returns for 39 yards (9.8 avg.); 2 punt returns for 13 yards (6.5 avg.).

SOPHOMORE (2019): Played in all 13 games with 3 starts; 33 receptions for 560 yards (17.0 avg.) and 6 TDs; 1 carry for 5 yards; 5 kickoff returns for 175 yards (35.0 avg.) and 1 TD; 20 punt returns for 487 yards (24.4 avg.) and 1 TD.

- 1st-team All-American.
- 1st-team All-SEC as a return specialist.
- SEC Special Teams Player of the Year.
- His 24.4 punt return average ranked 1st in the nation.

TRUE FRESHMAN (2018): Played in all 15 games with 3 starts; 45 receptions for 848 yards (18.8 avg.) and 7 TDs; 16 punt returns for 233 yards (14.6 avg.) and 1 TD.

- Freshman All-American.
- SEC Freshman of the Year.
- SEC All-Freshman Team.

HIGH SCHOOL (EPISCOPAL HS – BELLAIRE, TEXAS)

- Also ran track and played basketball.

SENIOR (2017):

- 1st-team All-American.

OFF THE FIELD

COMMUNITY:

2024:

- Along with teammates Terron Armstead and Calais Campbell, co-hosted and funded a holiday shopping event for local youth from Big Brothers Big Sisters, S.E.E.K Foundation and other South Florida nonprofit community partners.

2022:

- Partnered with the Boys & Girls Club of Broward County to adopt a family for the holidays.

2021:

- Along with fellow Dolphins rookies, teamed up with Neighbors4Neighbors to provide South Florida families with holiday gifts.
- As part of Operation Hope, teamed up with Truist to provide a holiday shopping spree for a South Florida family.

PERSONAL:

- MAJOR: Criminal justice.

JAYLEN WADDLE'S NFL REGULAR SEASON STATS													
YEAR	TEAM	GP GS		RECEIVING					RUSHING				
				REC	YDS	AVG	LG	TD	ATT	YDS	AVG	LG	TD
2021	MIAMI	16	16	104	1015	9.8	57	6	2	3	1.5	2	1
2022	MIAMI	17	17	75	1356	18.1	84t	8	3	26	8.7	9	0
2023	MIAMI	14	14	72	1014	14.1	60t	4	3	12	4.0	12	0
2024	MIAMI	15	15	58	744	12.8	63	2	4	12	3.0	6	0
2025	MIAMI	1	1	4	30	7.5	16	0	0	0	0.0	0	0
NFL TOTALS		63	63	313	4159	13.3	84t	20	12	53	4.4	12	1

JAYLEN WADDLE'S NFL REGULAR SEASON RETURNING STATS													
YEAR	TEAM	KICKOFF RETURN					PUNT RETURN						
		KR	YDS	AVG	LG	TD	PR	FC	YDS	AVG	LG	TD	
2021	MIAMI	9	158	17.6	25	0	5	3	35	7.0	15	0	
NFL TOTALS		9	158	17.6	25	0	5	3	35	7.0	15	0	

JAYLEN WADDLE'S NFL PLAYOFF STATS													
YEAR	TEAM	GP GS		RECEIVING					RUSHING				
				REC	YDS	AVG	LG	TD	ATT	YDS	AVG	LG	TD
2022	MIAMI	1	1	3	44	14.7	25	0	1	8	8.0	8	0
2023	MIAMI	1	1	2	31	15.5	17	0	1	9	9.0	9	0
PLAYOFF TOTALS		2	2	5	75	15.0	25	0	2	17	8.5	9	0

ADDITIONAL STATS

Miscellaneous Tackles: 4 in 2021, 1 in 2022, 3 in 2023, 2 in 2024 for total of 10.
2-Point Conversions: 2 receptions in 2024.

SINGLE-GAME CAREER HIGHS

Receptions: 12 at Las Vegas, 9/26/21
Receiving Yards: 171 at Baltimore, 9/18/22
Longest Reception: 84t vs. Green Bay, 12/25/22
Receiving TDs: 2 3 times, last: at Detroit, 10/30/22

100-YARD RECEIVING GAMES (12)

DATE	OPPONENT	REC	YDS	AVG	LG	TD
11/28/21	CAROLINA	9	137	15.2	57	1
9/18/22	at Baltimore	11	171	15.5	59	2
9/25/22	BUFFALO	4	102	25.5	45	0
10/16/22	MINNESOTA	6	129	21.5	49	0
10/30/22	at Detroit	8	106	13.3	29t	2
12/17/22	at Buffalo	3	114	38.0	67t	1
12/25/22	GREEN BAY	5	143	28.6	84t	1
10/29/23	NEW ENGLAND	7	121	17.3	31t	1
11/24/23	at N.Y. Jets	8	114	14.3	32	0
12/17/23	N.Y. JETS	8	142	17.8	60t	1
9/8/24	JACKSONVILLE	5	109	21.8	63	0
11/24/24	NEW ENGLAND	8	144	18.0	29	1

2021 GAME-BY-GAME STATS (MIAMI)

DATE	OPPONENT	P/S	REC	YDS	AVG	LG	TD
09/12	at New England	1/1	4	61	15.3	36	1
09/19	BUFFALO	1/1	6	48	8.0	14	0
09/26	at Las Vegas	1/1	12	58	4.8	9	0
10/03	INDIANAPOLIS	1/1	3	33	11.0	18	0
10/10	at Tampa Bay	1/1	2	31	15.5	21	0
10/17	at Jacksonville	1/1	10	70	7.0	14	2
10/24	ATLANTA	1/1	7	83	11.9	19	0
10/31	at Buffalo	1/1	4	29	7.3	12	0
11/07	HOUSTON	1/1	8	83	10.4	17	0
11/11	BALTIMORE	1/1	4	61	15.3	35	0
11/21	at N.Y. Jets	1/1	8	65	8.1	15	0
11/28	CAROLINA	1/1	9	137	15.2	57	1
12/05	N.Y. GIANTS	1/1	9	90	10.0	25	0
12/19	N.Y. JETS		RESERVE/COVID-19				
12/27	at New Orleans	1/1	10	92	9.2	24	1
01/02	at Tennessee	1/1	3	47	15.7	45	0
01/09	NEW ENGLAND	1/1	5	27	5.4	9	1
2021 TOTALS		16/16	104	1015	9.8	57	6

2022 GAME-BY-GAME STATS (MIAMI)

DATE	OPPONENT	P/S	REC	YDS	AVG	LG	TD
09/11	NEW ENGLAND	1/1	4	69	17.3	42t	1
09/18	at Baltimore	1/1	11	171	15.5	59	2
09/25	BUFFALO	1/1	4	102	25.5	45	0
09/29	at Cincinnati	1/1	2	39	19.5	20	0
10/09	at N.Y. Jets	1/1	3	23	7.7	11	0
10/16	MINNESOTA	1/1	6	129	21.5	49	0
10/23	PITTSBURGH	1/1	4	88	22.0	25	0
10/30	at Detroit	1/1	8	106	13.3	29t	2
11/06	at Chicago	1/1	5	85	17.0	26	1
11/13	CLEVELAND	1/1	4	66	16.5	29	0
11/27	HOUSTON	1/1	5	85	17.0	34	0
12/04	at San Francisco	1/1	1	9	9.0	9	0
12/11	at L.A. Chargers	1/1	2	31	15.5	19	0
12/17	at Buffalo	1/1	3	114	38.0	67t	1
12/25	GREEN BAY	1/1	5	143	28.6	84t	1
01/01	at New England	1/1	3	52	17.3	23	0
01/08	N.Y. JETS	1/1	5	44	8.8	15	0
2022 TOTALS		17/17	75	1356	18.1	84t	8

DATE	OPPONENT	P/S	REC	YDS	AVG	LG	TD
01/15	at Buffalo*	1/1	3	44	14.7	25	0

* AFC Wild Card game

2023 GAME-BY-GAME STATS (MIAMI)

DATE	OPPONENT	P/S	REC	YDS	AVG	LG	TD
09/10	at L.A. Chargers	1/1	4	78	19.5	35	0
09/17	at New England	1/1	4	86	21.5	32	0
09/24	DENVER		INACTIVE				
10/01	at Buffalo	1/1	4	46	11.5	17	0
10/08	N.Y. GIANTS	1/1	5	35	7.0	20	1
10/15	CAROLINA	1/1	7	51	7.3	17	1
10/22	at Philadelphia	1/1	6	63	10.5	16	0
10/29	NEW ENGLAND	1/1	7	121	17.3	31t	1
11/05	at Kansas City	1/1	3	42	14.0	15	0
11/19	LAS VEGAS	1/1	4	55	13.8	19	0
11/24	at N.Y. Jets	1/1	8	114	14.3	32	0
12/03	at Washington	1/1	5	52	10.4	16	0
12/11	TENNESSEE	1/1	6	79	13.2	16	0
12/17	N.Y. JETS	1/1	8	142	17.8	60t	1
12/24	DALLAS	1/1	1	50	50.0	50	0
12/31	at Baltimore		INACTIVE				
01/07	BUFFALO		INACTIVE				
2023 TOTALS		14/14	72	1014	14.1	60t	4

DATE	OPPONENT	P/S	REC	YDS	AVG	LG	TD
01/13	at Kansas City*	1/1	2	31	15.5	17	0


* AFC Wild Card game

2025 GAME-BY-GAME STATS (MIAMI)

DATE	OPPONENT	P/S	REC	YDS	AVG	LG	TD
09/07	at Indianapolis	1/1	4	30	7.5	16	0
09/14	NEW ENGLAND						
09/18	at Buffalo						
09/29	N.Y. JETS						
10/05	at Carolina						
10/12	L.A. CHARGERS						
10/19	at Cleveland						
10/26	at Atlanta						
10/30	BALTIMORE						
11/09	BUFFALO						
11/16	WASHINGTON						
11/30	NEW ORLEANS						
12/07	at N.Y. Jets						
12/15	at Pittsburgh						
12/21	CINCINNATI						
12/28	TAMPA BAY						
TBD	at New England						
2025 TOTALS		1/1	4	30	7.5	16	0

2024 GAME-BY-GAME STATS (MIAMI)

DATE	OPPONENT	P/S	REC	YDS	AVG	LG	TD
09/08	JACKSONVILLE	1/1	5	109	21.3	63	0
09/12	BUFFALO	1/1	4	41	10.3	21	0
09/22	at Seattle	1/1	4	26	6.5	10	0
09/30	TENNESSEE	1/1	4	36	9.0	18	0
10/06	at New England	1/1	4	46	11.5	20	0
10/20	at Indianapolis	1/1	1	11	11.0	11	0
10/27	ARIZONA	1/1	4	45	11.3	20	0
11/03	at Buffalo	1/1	2	-4	-2.0	12	1
11/11	at L.A. Rams	1/1	3	57	19.0	36	0
11/17	LAS VEGAS	1/1	2	37	18.5	24	0
11/24	NEW ENGLAND	1/1	8	144	18.0	29	1
11/28	at Green Bay	1/1	4	53	13.3	16	0
12/08	N.Y. JETS	1/1	9	99	11.0	20	0
12/15	at Houston	1/1	0	0	0.0	-	0
12/22	SAN FRANCISCO		INACTIVE				
12/29	at Cleveland		INACTIVE				
01/05	at N.Y. Jets	1/1	4	44	11.0	23	0
2024 TOTALS		15/15	58	744	12.8	63	2



83


DARREN WALLER

TIGHT END // 6-6 // 238 // GEORGIA TECH '15

ACQUIRED: T. '25 (NYG)

HOMETOWN: ACWORTH, GA. // BORN: 9/13/92

NFL: NINTH SEASON // DOLPHINS: FIRST SEASON



PRO BOWL 2020

NFL CAREER

TRANSACTIONS:

- Traded from the N.Y. Giants to Miami on July 7, 2025.
- Placed on the reserve/retired list on June 9, 2024.
- Traded from Las Vegas to the N.Y. Giants on March 15, 2023.
- Signed by Oakland on Nov. 27, 2018.
- Signed to Baltimore's practice squad on Sept. 2, 2018.
- Waived by Baltimore on Sept. 1, 2018.
- 6th-round pick (204th overall) by Baltimore in the 2015 NFL Draft.

CAREER HONORS:

- 2020 Pro Bowl selection.

CAREER HIGHLIGHTS:

- Played in 86 career games with 63 starts.
- 350 receptions for 4,124 yards (11.8 avg.) and 20 TDs.
- 3 carries for 26 yards (8.7 avg.).
- 10 solo special teams tackles.
- 5 miscellaneous tackles.
- Started 1 postseason game with Las Vegas.
- His 3,946 receiving yards since 2019 are the 5th-most by a tight end:

MOST RECEIVING YARDS BY A TIGHT END (SINCE 2019)				
PLAYER	TEAM	REC	YDS	TDs
1. Travis Kelce	KC	594	6,915	45
2. George Kittle	SF	407	5,488	38
3. Mark Andrews	Bal.	402	4,978	48
4. T.J. Hockenson	Det.	382	4,002	23
5. DARREN WALLER	LV/NYG	332	3,946	18

- His 3,469 receiving yards as a Raiders were the 2nd-most by a tight end in franchise history:

RAIDERS ALL-TIME TIGHT END RECEIVING LEADERS				
PLAYER	YEARS	REC	YDS	TDs
1. Todd Christensen	1979-88	461	5,872	41
2. DARREN WALLER	2018-22	286	3,469	17
3. Dave Casper	1974-84	255	3,294	35
4. Raymond Chester	1970-81	216	2,891	37
5. Zach Miller	2007-10	226	2,712	12

- His 1,196 receiving yards in 2020 were the 2nd-most in the league by a tight end:

MOST RECEIVING YARDS BY A TIGHT END (2020)				
PLAYER	TEAM	REC	YDS	TDs
1. Travis Kelce	KC	105	1,416	11
2. DARREN WALLER	LV	107	1,196	9
3. T.J. Hockenson	Det.	101	723	6
4. Mike Gesicki	Mia.	53	703	6
5. Mark Andrews	Bal.	58	701	7

- His 1,145 receiving yards in 2019 were the 2nd-most in the league by a tight end:

MOST RECEIVING YARDS BY A TIGHT END (2019)				
PLAYER	TEAM	REC	YDS	TDs
1. Travis Kelce	KC	97	1,229	5
2. DARREN WALLER	OAK.	90	1,145	3
3. George Kittle	SF	85	1,053	5
4. Zach Ertz	Phi.	88	916	6
5. Mark Andrews	Bal.	64	852	10

2025 (MIAMI):

- Inactive for 1 game.

2024:

- Placed on the Reserve/Retired list on June 9.

2023 (N.Y. GIANTS):

- Played in 12 games with 11 starts.
- Missed 5 games after being placed on injured reserve on Nov. 4 and being activated on Dec. 16.
- 52 receptions for 522 yards (10.6 avg.) and 1 TD.
- 1 miscellaneous tackle.

AT ARIZONA (9/17): 6 receptions for 76 yards (12.7 avg.).

AT MIAMI (10/18): 8 receptions for 86 yards (10.8 avg.).

VS. WASHINGTON (10/22): 7 receptions for 98 yards (10.0 avg.) and 1 TD.

- Caught a 15-yard TD from QB Tyrod Taylor to give the Giants a 7-0 lead with 14:22 remaining in the 2nd quarter.

2022 (LAS VEGAS):

- Played in 9 games with 6 starts.
 - Inactive for 2 games.
 - Missed 6 games after being placed on injured reserve on Nov. 10 and being activated on Dec. 17.
 - 28 receptions for 388 yards (13.9 avg.) and 3 TDs.
- VS. ARIZONA (9/18):** 6 receptions for 50 yards (8.3 avg.) and 1 TD.

- Caught a 3-yard TD pass from QB Derek Carr to extend Las Vegas' lead to 17-0 in the 2nd quarter.
- VS. NEW ENGLAND (12/18):** 3 receptions for 48 yards (16.0 avg.) and 1 TD.
- Caught a 25-yard TD pass from QB Derek Carr to give the Raiders a 10-3 lead in the 2nd quarter.
- VS. SAN FRANCISCO (1/1):** 3 receptions for 72 yards (24.0 avg.) and 1 TD.
- Caught a 24-yard TD pass from QB Derek Carr on the Raiders opening drive.

2021 (LAS VEGAS):

- Started in 11 games.
 - Inactive for 5 games.
 - Missed 1 game on the Reserve/COVID-19 list.
 - 55 receptions for 665 yards (12.1 avg.) and 2 TDs.
 - 1 miscellaneous tackle.
- VS. BALTIMORE (9/13):** 10 receptions for 105 yards (10.5 avg.) and 1 TD.
- Caught a 10-yard TD pass from QB Derek Carr to tie the game, 24-24, with 3:50 remaining in the 4th quarter.
- AT L.A. CHARGERS (10/4):** 4 receptions for 50 yards (12.5 avg.) and 1 TD.
- Caught a 3-yard TD pass from Derek Carr with 1:51 remaining in the 3rd quarter.
- VS. CINCINNATI (11/21):** 7 receptions for 116 yards (16.6 avg.).
- POSTSEASON:**
- AFC WILD CARD AT CINCINNATI (1/15):** 7 receptions for 76 yards (10.9 avg.).

2020 (LAS VEGAS):

- Played in 16 games with 15 starts.
 - 107 receptions for 1,196 yards (11.2 avg.) and 9 TDs.
 - 2 miscellaneous tackles.
 - Broke the record for the most receptions in a single season (107) in franchise history (WR Tim Brown, 104 in 1997).
 - Became the 6th tight end in league history to surpass 100 receptions in a single season.
- VS. NEW ORLEANS (9/21):** 12 receptions for 105 yards (8.8 avg.) and 1 TD.
- Caught a 1-yard TD pass from QB Derek Carr in the 3rd quarter to extend the Raiders' lead to 24-17.
- AT N.Y. JETS (12/6):** 13 receptions for 200 yards (15.4 avg.) and 2 TDs.
- Caught a 9-yard TD pass from QB Derek Carr in the 1st quarter.
 - Caught a 38-yard TD pass from QB Derek Carr to give Las Vegas a 17-16 lead going into halftime.
- VS. L.A. CHARGERS (12/17):** 9 receptions for 150 yards (16.7 avg.) and 1 TD.
- Caught a 35-yard TD pass from QB Derek Carr to give the Raiders a 10-7 lead in the 2nd quarter.
- AT DENVER (1/3):** 9 receptions for 117 yards (13.0 avg.) and 1 TD.
- Caught a 28-yard TD from QB Derek Carr with 11:21 remaining in the 2nd quarter.

HONORS:

- Selected to the Pro Bowl for the 1st time in his career.

2019 (OAKLAND):

- Started in all 16 games.
 - 90 receptions for 1,145 yards (12.7 avg.) and 3 TDs.
 - 2 carries for 5 yards (2.5 avg.).
 - 1 miscellaneous tackle.
 - Became the 2nd tight end in franchise history with 1,000 receiving yards in a single season.
 - His 5 games of 100-plus receiving yards broke the single-season franchise record by a tight end.
- AT MINNESOTA (9/22):** 13 reception for 134 yards (10.3 avg.).
- AT GREEN BAY (10/20):** 7 receptions for 126 yards (18.0 avg.) and 2 TDs.
- Caught a 7-yard and 17-yard TD passes from QB Derek Carr in the 3rd quarter.
 - Caught a 17-yard TD pass from QB Derek Carr in the 4th quarter.
- VS. JACKSONVILLE (12/15):** 8 receptions for 122 yards (15.3 avg.).
- AT DENVER (12/29):** 6 receptions for 107 yards (17.8 avg.).

2018 (BALTIMORE/OAKLAND):

- Played in 4 games with Oakland.
 - Inactive for 1 game with Oakland.
 - 6 receptions for 75 yards (12.5 avg.) with Oakland.
 - 1 carry for 21 yards with Oakland.
 - 1 solo special teams tackle with Oakland.
 - Spent 11 games on Baltimore's practice squad.
- VS. PITTSBURGH (12/9):** Played but did not record any stats.
- Made his Raiders debut.
- AT CINCINNATI (12/16):** 1 reception for 44 yards.
- AT KANSAS CITY (12/30):** 3 receptions for 23 yards (7.7 avg.).

2017 (BALTIMORE):

- Missed the entire season on the Reserve/Suspended list.

2016 (BALTIMORE):

- Played in 12 games with 3 starts.
 - Missed 4 games on the Reserve/Suspended list.
 - 10 receptions for 85 yards (8.5 avg.) and 2 TDs.
 - 6 solo special teams tackles.
- VS. PITTSBURGH (11/6):** 2 receptions for 17 yards (8.5 avg.).
- VS. CLEVELAND (11/10):** 2 receptions for 14 yards (7.0 avg.) and 1 TD.
- Caught a 4-yard TD pass from QB Joe Flacco with 9:41 remaining in the 3rd quarter.
 - It was his 1st career TD.
- AT NEW ENGLAND (12/13):** 1 reception for 3 yards and 1 TD.
- Caught a 3-yard TD pass from QB Joe Flacco with 6:54 remaining in the 3rd quarter.

2015 (BALTIMORE):

- Played in 6 games with 1 start.
- Missed the rest of the season after being placed on injured reserve on Oct. 28.
- 2 receptions for 18 yards (9.0 avg.).
- 3 solo special teams tackles.

AT DENVER (9/13): Played but did not record any stats.

- Made his NFL debut.

AT PITTSBURGH (10/1): 1 reception for 17 yards.

VS. CLEVELAND (10/11): 1 reception for 1 yard.

- Made his 1st career start.

BEFORE THE NFL

COLLEGE (GEORGIA TECH):

- 4-year letterman (2011-14) and 3-year starter.

CAREER: Played in 50 games with 22 starts; 51 receptions for 971 yards (19.0 avg.) and 9 TDs.

SENIOR (2014): Played in 12 games with 8 starts; 26 receptions for 442 yards (17.0 avg.) and 6 TDs.

JUNIOR (2013): Played in 12 games with 4 starts; 17 receptions for 367 yards (21.6 avg.) and 3 TDs.

SOPHOMORE (2012): Played in all 14 games with 10 starts; 8 receptions for 162 yards (20.2 avg.).

TRUE FRESHMAN (2011): Played in 12 games; 1 special teams forced fumble.

HIGH SCHOOL (NORTH COBB HS – KENNESAW, GA.)

- Played wide receiver and defensive back during his 3-year varsity career and was a 2-time team captain.
- Also played basketball.

OFF THE FIELD

COMMUNITY:

- Established “The Darren Waller Foundation” which is focused on providing a safe, accepting and encouraging environment for students to help avoid and overcome substance abuse and misuse, while also supporting youth and their families during their recovery and treatment journey.

DARREN WALLER'S NFL REGULAR SEASON STATS

YEAR	TEAM	GP	GS	RECEIVING					RUSHING				
				REC	YDS	AVG	LG	TD	ATT	YDS	AVG	LG	TD
2015	BALTIMORE	6	1	2	18	9.0	17	0	0	0	0.0	-	0
2016	BALTIMORE	12	3	10	85	8.5	15	2	0	0	0.0	-	0
2017	BALTIMORE			RESERVE/SUSPENDED LIST									
2018	BALTIMORE			PRACTICE SQUAD									
	OAKLAND	4	0	6	75	12.5	44	0	1	21	21.0	21	0
2019	OAKLAND	16	16	90	1145	12.7	75	3	2	5	2.5	7	0
2020	LAS VEGAS	16	15	107	1196	11.2	38t	9	0	0	0.0	-	0
2021	LAS VEGAS	11	11	55	665	12.1	33	2	0	0	0.0	-	0
2022	LAS VEGAS	9	6	28	388	13.9	34	3	0	0	0.0	-	0
2023	N.Y. GIANTS	12	11	52	552	10.6	29	1	0	0	0.0	-	0
2024				RESERVE/RETIRED									
2025	MIAMI	0	0	0	0	0.0	-	0	0	0	0.0	-	0
NFL TOTALS		86	63	350	4124	11.8	75	20	3	26	8.7	21	0

DARREN WALLER'S NFL PLAYOFF STATS

YEAR	TEAM	GP	GS	RECEIVING					RUSHING				
				REC	YDS	AVG	LG	TD	ATT	YDS	AVG	LG	TD
2021	LAS VEGAS	1	1	7	76	10.9	23	0	0	0	0.0	-	0
PLAYOFF TOTALS		1	1	7	76	10.9	23	0	0	0	0.0	-	0

ADDITIONAL STATS

Special Teams Tackles: (Baltimore) 3 in 2015, 6 in 2016, (Oakland/Las Vegas) 1 in 2018 for a total of 10.

Miscellaneous Tackles: (Oakland/Las Vegas) 1 in 2019, 2 in 2020, 1 in 2021, (N.Y. Giants) 1 in 2023 for a total of 5.

SINGLE-GAME CAREER HIGHS

Receptions: 13 Twice, last: at N.Y. Jets, 12/6/20

Receiving Yards: 200 at N.Y. Jets, 12/6/20

Longest Reception: 75 at Denver, 12/29/19

Receiving TDs: 2 Twice, last: at N.Y. Jets, 12/6/20

100-YARD RECEIVING GAMES (12)

DATE	OPPONENT	REC	YDS	AVG	LG	TD
9/22/19	at Minnesota	13	134	10.3	30	0
10/20/19	at Green Bay	7	126	18	48	2
12/1/19	at Kansas City	7	100	14.3	24	0
12/15/19	JACKSONVILLE	8	122	15.3	36	0
12/29/19	at Denver	6	107	17.8	75	0
9/21/20	NEW ORLEANS	12	105	8.8	18	1
12/6/20	at N.Y. Jets	13	200	15.4	38	2
12/17/20	L.A. CHARGERS	9	150	16.7	35	1
12/26/20	MIAMI	5	112	22.4	33	0
1/3/21	at Denver	9	117	13	28	1
9/13/21	BALTIMORE	10	105	10.5	24	1
11/21/21	CINCINNATI	7	116	16.6	31	0

2015 GAME-BY-GAME STATS (BALTIMORE)

DATE	OPPONENT	P/S	REC	YDS	AVG	LG	TD
09/13	at Denver	1/0	0	0	0.0	-	0
09/20	at Oakland	1/0	0	0	0.0	-	0
09/27	CINCINNATI	1/0	0	0	0.0	-	0
10/01	at Pittsburgh	1/0	1	17	17.0	17	0
10/11	CLEVELAND	1/1	1	1	1.0	1	0
10/18	at San Francisco		INACTIVE				
10/26	at Arizona	1/0	0	0	0.0	-	0
11/01	SAN DIEGO		INJURED RESERVE				
11/15	JACKSONVILLE		INJURED RESERVE				
11/22	ST. LOUIS		INJURED RESERVE				
11/30	at Cleveland		INJURED RESERVE				
12/06	at Miami		INJURED RESERVE				
12/13	SEATTLE		INJURED RESERVE				
12/20	KANSAS CITY		INJURED RESERVE				
12/27	PITTSBURGH		INJURED RESERVE				
01/03	at Cincinnati		INJURED RESERVE				
2015 TOTALS		6/1	2	18	9.0	17	0

2016 GAME-BY-GAME STATS (BALTIMORE)

DATE	OPPONENT	P/S	REC	YDS	AVG	LG	TD
09/11	BUFFALO		RESERVE/SUSPENDED				
09/18	at Cleveland		RESERVE/SUSPENDED				
09/25	at Jacksonville		RESERVE/SUSPENDED				
10/02	OAKLAND		RESERVE/SUSPENDED				
10/09	WASHINGTON	1/0	0	0	0.0	-	0
10/16	at N.Y. Giants	1/0	0	0	0.0	-	0
10/23	at N.Y. Jets	1/0	0	0	0.0	-	0
11/06	PITTSBURGH	1/1	2	17	8.5	9	0
11/10	CLEVELAND	1/0	2	14	7.0	10	1
11/20	at Dallas	1/1	0	0	0.0	-	0
11/27	CINCINNATI	1/0	2	14	7.0	8	0
12/04	MIAMI	1/0	1	15	15.0	15	0
12/12	at New England	1/0	1	3	3.0	3t	1
12/18	PHILADELPHIA	1/0	1	11	11.0	11	0
12/25	at Pittsburgh	1/0	1	11	11.0	11	0
01/01	at Cincinnati	1/1	0	0	0.0	-	0
2016 TOTALS		12/3	10	85	8.5	15	2

2017 GAME-BY-GAME STATS (BALTIMORE)

DATE	OPPONENT	P/S	REC	YDS	AVG	LG	TD
09/10	at Cincinnati		RESERVE/SUSPENDED				
09/17	CLEVELAND		RESERVE/SUSPENDED				
09/24	at Jacksonville		RESERVE/SUSPENDED				
10/01	PITTSBURGH		RESERVE/SUSPENDED				
10/08	at Oakland		RESERVE/SUSPENDED				
10/15	CHICAGO		RESERVE/SUSPENDED				
10/22	at Minnesota		RESERVE/SUSPENDED				
10/26	MIAMI		RESERVE/SUSPENDED				
11/05	at Tennessee		RESERVE/SUSPENDED				
11/19	at Green Bay		RESERVE/SUSPENDED				
11/27	HOUSTON		RESERVE/SUSPENDED				
12/03	DETROIT		RESERVE/SUSPENDED				
12/10	at Pittsburgh		RESERVE/SUSPENDED				
12/17	at Cleveland		RESERVE/SUSPENDED				
12/23	INDIANAPOLIS		RESERVE/SUSPENDED				
12/31	CINCINNATI		RESERVE/SUSPENDED				
2017 TOTALS		0/0	0	0	0.0	-	0

2018 GAME-BY-GAME STATS (BALTIMORE/OAKLAND)

DATE	OPPONENT	P/S	REC	YDS	AVG	LG	TD
09/09	BUFFALO		PRACTICE SQUAD				
09/13	at Cincinnati		PRACTICE SQUAD				
09/23	DENVER		PRACTICE SQUAD				
09/30	at Pittsburgh		PRACTICE SQUAD				
10/07	at Cleveland		PRACTICE SQUAD				
10/14	at Tennessee		PRACTICE SQUAD				
10/21	NEW ORLEANS		PRACTICE SQUAD				
10/28	at Carolina		PRACTICE SQUAD				
11/04	PITTSBURGH		PRACTICE SQUAD				
11/18	CINCINNATI		PRACTICE SQUAD				
11/25	OAKLAND		PRACTICE SQUAD				
BALTIMORE TOTALS		0/0	0	0	0.0	-	0
12/02	KANSAS CITY		INACTIVE				
12/09	PITTSBURGH	1/0	0	0	0.0	-	0
12/16	at Cincinnati	1/0	1	44	44.0	44	0
12/24	DENVER	1/0	2	8	4.0	6	0
12/30	at Kansas City	1/0	3	23	7.7	11	0
OAKLAND TOTALS		4/0	6	75	12.5	44	0
2018 TOTALS		4/0	6	75	12.5	44	0

2019 GAME-BY-GAME STATS (OAKLAND)

DATE	OPPONENT	P/S	REC	YDS	AVG	LG	TD
09/09	DENVER	1/1	7	70	10.0	25	0
09/15	KANSAS CITY	1/1	6	63	10.5	16	0
09/22	at Minnesota	1/1	13	134	10.3	30	0
09/29	at Indianapolis	1/1	7	53	7.6	17	0
10/06	CHICAGO	1/1	4	39	9.8	13	0
10/20	at Green Bay	1/1	7	126	18.0	48	2
10/27	at Houston	1/1	2	11	5.5	8t	1
11/03	DETROIT	1/1	2	52	26.0	31	0
11/07	L.A. CHARGERS	1/1	3	40	13.3	27	0
11/17	CINCINNATI	1/1	5	78	15.6	32	0
11/24	at N.Y. Jets	1/1	3	41	13.7	19	0
12/01	at Kansas City	1/1	7	100	14.3	24	0
12/08	TENNESSEE	1/1	6	72	12.0	25	0
12/15	JACKSONVILLE	1/1	8	122	15.3	36	0
12/22	at L.A. Chargers	1/1	4	37	9.3	20	0
12/29	at Denver	1/1	6	107	17.8	75	0
2019 TOTALS		16/16	90	1145	12.7	75	3

2020 GAME-BY-GAME STATS (LAS VEGAS)

DATE	OPPONENT	P/S	REC	YDS	AVG	LG	TD
09/13	at Carolina	1/1	6	45	7.5	8	0
09/21	NEW ORLEANS	1/1	12	105	8.8	18	1
09/27	at New England	1/1	2	9	4.5	8	0
10/04	BUFFALO	1/1	9	88	9.8	22	0
10/11	at Kansas City	1/0	5	48	9.6	23	1
10/25	TAMPA BAY	1/1	6	50	8.3	14	1
11/01	at Cleveland	1/1	5	27	5.4	7	0
11/08	at L.A. Chargers	1/1	5	22	4.4	8	1
11/15	DENVER	1/1	3	37	12.3	24	0
11/22	KANSAS CITY	1/1	7	88	12.6	26	1
11/29	at Atlanta	1/1	4	23	5.8	11	0
12/06	at N.Y. Jets	1/1	13	200	15.4	38t	2
12/13	INDIANAPOLIS	1/1	7	75	10.7	29	0
12/17	L.A. CHARGERS	1/1	9	150	16.7	35t	1
12/26	MIAMI	1/1	5	112	22.4	33	0
01/03	at Denver	1/1	9	117	13.0	28t	1
2020 TOTALS		16/15	107	1196	11.2	38t	9

2021 GAME-BY-GAME STATS (LAS VEGAS)

DATE	OPPONENT	P/S	REC	YDS	AVG	LG	TD
09/13	BALTIMORE	1/1	10	105	10.5	24	1
09/19	at Pittsburgh	1/1	5	65	13.0	25	0
09/26	MIAMI	1/1	5	54	10.8	23	0
10/04	at L.A. Chargers	1/1	4	50	12.5	21	1
10/10	CHICAGO	1/1	4	45	11.3	29	0
10/17	at Denver	1/1	5	59	11.8	33	0
10/24	PHILADELPHIA						
11/07	at N.Y. Giants	1/1	7	92	13.1	24	0
11/14	KANSAS CITY	1/1	4	24	6.0	11	0
11/21	CINCINNATI	1/1	7	116	16.6	31	0
11/25	at Dallas	1/1	2	33	16.5	21	0
12/05	WASHINGTON						
12/12	at Kansas City						
12/20	at Cleveland						
12/26	DENVER						
01/02	at Indianapolis						
01/09	L.A. CHARGERS	1/1	2	22	11.0	18	0
2021 TOTALS		11/11	55	665	12.1	33	2

DATE	OPPONENT	P/S	REC	YDS	AVG	LG	TD
01/15	at Cincinnati*	1/1	7	76	10.9	23	0

* AFC Wild Card game

2022 GAME-BY-GAME STATS (LAS VEGAS)

DATE	OPPONENT	P/S	REC	YDS	AVG	LG	TD
09/11	at L.A. Chargers	1/1	4	79	19.8	31	0
09/18	ARIZONA	1/1	6	50	8.3	19	1
09/25	at Tennessee	1/1	3	22	7.3	17	0
10/02	DENVER	1/1	3	24	8.0	13	0
10/10	at Kansas City	1/0	0	0	0.0	-	0
10/23	HOUSTON						
10/30	at New Orleans						
11/06	at Jacksonville						
11/13	INDIANAPOLIS						
11/20	at Denver						
11/27	at Seattle						
12/04	L.A. CHARGERS						
12/08	at L.A. Rams						
12/18	NEW ENGLAND	1/1	3	48	16.0	25t	1
12/24	at Pittsburgh	1/1	4	58	14.5	34	0
01/01	SAN FRANCISCO	1/0	3	72	24.0	24t	1
01/07	KANSAS CITY	1/0	2	35	17.5	24	0
2022 TOTALS		9/6	28	388	13.9	34	3

2023 GAME-BY-GAME STATS (N.Y. GIANTS)

DATE	OPPONENT	P/S	REC	YDS	AVG	LG	TD
09/10	DALLAS	1/1	3	36	12.0	22	0
09/17	at Arizona	1/1	6	76	12.7	25	0
09/21	at San Francisco	1/1	3	20	6.7	9	0
10/02	SEATTLE	1/1	3	21	7.0	8	0
10/08	at Miami	1/1	8	86	10.8	21	0
10/15	at Buffalo	1/1	5	43	8.6	20	0
10/22	WASHINGTON	1/1	7	98	14.0	27	1
10/29	N.Y. JETS	1/1	1	4	4.0	4	0
11/05	at Las Vegas						
11/12	at Dallas						
11/19	at Washington						
11/26	NEW ENGLAND						
12/11	GREEN BAY						
12/17	at New Orleans	1/0	4	40	10.0	29	0
12/25	at Philadelphia	1/1	2	32	16.0	20	0
12/31	L.A. RAMS	1/1	5	51	10.2	18	0
01/07	PHILADELPHIA	1/1	5	45	9.0	23	0
2023 TOTALS		12/11	52	552	10.6	29	1

2025 GAME-BY-GAME STATS (MIAMI)

DATE	OPPONENT	P/S	REC	YDS	AVG	LG	TD
09/07	at Indianapolis						
09/14	NEW ENGLAND						
09/18	at Buffalo						
09/29	N.Y. JETS						
10/05	at Carolina						
10/12	L.A. CHARGERS						
10/19	at Cleveland						
10/26	at Atlanta						
10/30	BALTIMORE						
11/09	BUFFALO						
11/16	WASHINGTON						
11/30	NEW ORLEANS						
12/07	at N.Y. Jets						
12/15	at Pittsburgh						
12/21	CINCINNATI						
12/28	TAMPA BAY						
TBD	at New England						
2025 TOTALS		0/0	0	0	0.0	-	0



6 MALIK WASHINGTON

WIDE RECEIVER // 5-9 // 195 // VIRGINIA '24
ACQUIRED: D6, '24
HOMETOWN: LAWRENCEVILLE, GA. // BORN: 1/4/01
NFL: SECOND SEASON // DOLPHINS: SECOND SEASON

NFL CAREER

TRANSACTIONS:

- 6th-round pick (184th overall) by Miami in the 2024 NFL Draft.

CAREER HIGHLIGHTS:

- Played in 15 career games with 3 starts.
- 28 receptions for 243 yards (8.7 avg.).
- 6 carries for 34 yards (5.7 avg.) and 1 TD.
- 17 kickoff returns for 490 yards (28.8 avg.).
- 18 punt returns for 134 yards (7.4 avg.).
- 1 miscellaneous tackle.
- His 30.7 kickoff return average in 2024 was the 2nd-best in franchise history (min. 14 returns)

HIGHEST KICKOFF RETURN AVERAGE IN DOLPHINS HISTORY (min. 14 returns)

	PLAYER	YEAR	KR	YDS	AVG
1.	Duriel Harris	1976	17	559	32.9
2.	MALIK WASHINGTON	2024	14	430	30.7
3.	Jakeem Grant Sr.	2018	18	535	29.7
4.	Gary Davis	1977	14	414	29.6
5.	Mercury Morris	1970	28	812	29.0

2025 (MIAMI):

- Played in 1 game.
- 2 receptions for 20 yards (10.0 avg.).
- 1 carry for 9 yards.
- 3 kickoff returns for 60 yards (20.0 avg.).

AT INDIANAPOLIS (9/7): 2 receptions for 20 yards (10.0 avg.); 1 carry for 9 yards; 3 kickoff returns for 60 yards (20.0 avg.).

2024 (MIAMI):

- Played in 14 games with 3 starts.
- Inactive for 3 games.
- 26 receptions for 223 yards (8.6 avg.).
- 5 carries for 25 yards (5.0 avg.) and 1 TD.
- 14 kickoff returns for 430 yards (30.7 avg.).
- 18 punt returns for 134 yards (7.4 avg.).
- 1 miscellaneous tackle.

AT L.A. RAMS (11/11): 1 reception for 17 yards; 1 carry for 18 yards and 1 TD; 3 punt returns for 21 yards (7.0 avg.).

- Made his 1st career start.
- Scored on an 18-yard TD run on Miami's opening possession.
- It was the 1st TD of his career.

VS. N.Y. JETS (12/8): 3 kickoff returns for 95 yards (31.7 avg.); 1 punt return for 10 yards.

- Returned a kickoff 45 yards in the final minute of regulation, leading to a game-tying 52-yard field goal from Jason Sanders.

AT HOUSTON (12/15): 5 receptions for 52 yards (10.4 avg.); 3 kickoff returns for 73 yards (24.3 avg.); 2 punt returns for 24 yards (12.0 avg.).

AT N.Y. JETS (1/5): 4 receptions for 48 yards (12.0 avg.); 3 kickoff returns for 122 yards (40.7 avg.).

BEFORE THE NFL

COLLEGE (VIRGINIA):

- 2-year starter (2022-23)
- Transferred to Virginia from Northwestern following the 2022 season.

CAREER: Played in 52 games with 31 starts; 230 receptions for 2,774 yards (12.1 avg.) and 12 TDs; 18 carries for 29 yards (1.6 avg.).

GRAD (2023 AT VIRGINIA): Played in 12 games with 11 starts; 110 receptions for 1,426 yards (13.0 avg.) and 9 TDs; 3 carries for 7 yards (2.3 avg.).

- 1st-team All-ACC.
- 2nd-team All-American.
- Served as team captain.
- Led the FBS with 10 games of 100+ receiving yards.
- His 110 receptions broke single-season records for both UVA and the ACC, and his 1,426 receiving yards set a single-season record at Virginia.

SENIOR (2022 AT NORTHWESTERN): Started all 12 games; 65 receptions for 694 yards (10.7 avg.) and 1 TD; 9 carries for 12 yards (1.3 avg.).

JUNIOR (2021 AT NORTHWESTERN): Played in all 12 games with 7 starts; 44 receptions for 578 yards (13.1 avg.) and 2 TDs.

SOPHOMORE (2020 AT NORTHWESTERN): Played in 5 games; 5 receptions for 51 yards (10.2 avg.); 1 carry for 8 yards (8.0 avg.).

TRUE FRESHMAN (2019 AT NORTHWESTERN): Played in 11 games with 1 start; 6 receptions for 25 yards (4.2 avg.).

HIGH SCHOOL (PARKVIEW HS - LILBURN, GA.)

- Also lettered in track and field.
- Claimed a state and national championship in the 4x100 relay in 2017.

SENIOR (2018): 55 receptions for 792 yards (14.4 avg.) and 5 TDs; 43 carries for 287 yards (6.7 avg.) and 9 TDs; 5-of-10 passing (50.0 pct.) for 38 yards and 1 TD.

OFF THE FIELD

PERSONAL:

- **GRADUATE DEGREE:** Higher education.
- **MAJOR:** Psychology with a certificate in organizational leadership.

MALIK WASHINGTON'S NFL REGULAR SEASON STATS

YEAR	TEAM	GP	GS	RECEIVING					RUSHING				
				REC	YDS	AVG	LG	TD	ATT	YDS	AVG	LG	TD
2024	MIAMI	14	3	26	223	8.6	20	0	5	25	5.0	18t	1
2025	MIAMI	1	0	2	20	10.0	11	0	1	9	9.0	9	0
NFL TOTALS		15	3	28	243	8.7	20	0	6	34	5.7	18t	1

MALIK WASHINGTON'S NFL REGULAR SEASON RETURNING STATS

		KICKOFF RETURN					PUNT RETURN					
YEAR	TEAM	KR	YDS	AVG	LG	TD	PR	FC	YDS	AVG	LG	TD
2024	MIAMI	14	430	30.7	67	0	18	3	134	7.4	19	0
2025	MIAMI	3	60	20.0	27	0	0	0	0	0.0	-	0
NFL TOTALS		17	490	28.8	67	0	18	3	134	7.4	19	0

ADDITIONAL STATS

Miscellaneous Tackles: 1 in 2024.

SINGLE-GAME CAREER HIGHS


- Receptions:** 5 at Houston, 12/15/24
Receiving Yards: 52 at Houston, 12/15/24
Longest Reception: 20 Twice, last: at N.Y. Jets, 1/5/25
Rushes: 1 5 times, last: at Cleveland, 12/29/24
Rushing Yards: 18 at L.A. Rams, 11/11/24
Longest Rush: 18t at L.A. Rams, 11/11/24
Rushing TDs: 1 at L.A. Rams, 11/11/24
Kickoff Returns: 4 at Green Bay, 11/28/24
Kickoff Return Yards: 122 at N.Y. Jets, 1/5/25
Longest Kickoff Return: 67 at N.Y. Jets, 1/5/25
Punt Returns: 3 at L.A. Rams, 11/11/24
Punt Return Yards: 25 vs. Arizona, 10/27/24
Longest Punt Return: 19 vs. Arizona, 10/27/24

2025 GAME-BY-GAME STATS (MIAMI)

DATE	OPPONENT	P/S	REC	YDS	AVG	LG	TD
09/07	at Indianapolis	1/0	2	20	10.0	11	0
09/14	NEW ENGLAND						
09/18	at Buffalo						
09/29	N.Y. JETS						
10/05	at Carolina						
10/12	L.A. CHARGERS						
10/19	at Cleveland						
10/26	at Atlanta						
10/30	BALTIMORE						
11/09	BUFFALO						
11/16	WASHINGTON						
11/30	NEW ORLEANS						
12/07	at N.Y. Jets						
12/15	at Pittsburgh						
12/21	CINCINNATI						
12/28	TAMPA BAY						
TBD	at New England						
2025 TOTALS		1/0	2	20	10.0	11	0

2024 GAME-BY-GAME STATS (MIAMI)

DATE	OPPONENT	P/S	REC	YDS	AVG	LG	TD
09/08	JACKSONVILLE						
09/12	BUFFALO						
09/22	at Seattle						
09/30	TENNESSEE	1/0	1	8	8.0	8	0
10/06	at New England	1/0	0	0	0.0	-	0
10/20	at Indianapolis	1/0	2	9	4.5	7	0
10/27	ARIZONA	1/0	0	0	0.0	-	0
11/03	at Buffalo	1/0	0	0	0.0	-	0
11/11	at L.A. Rams	1/1	1	17	17.0	17	0
11/17	LAS VEGAS	1/0	3	11	3.7	9	0
11/24	NEW ENGLAND	1/0	1	1	1.0	1	0
11/28	at Green Bay	1/0	2	8	4.0	8	0
12/08	N.Y. JETS	1/0	0	0	0.0	-	0
12/15	at Houston	1/0	5	52	10.4	20	0
12/22	SAN FRANCISCO	1/1	3	28	9.3	19	0
12/29	at Cleveland	1/1	4	41	10.3	13	0
01/05	at N.Y. Jets	1/0	4	48	12.0	20	0
2024 TOTALS		14/3	26	223	8.6	20	0



84

TAHJ WASHINGTON

WIDE RECEIVER // 5-10 // 174 // SOUTHERN CALIFORNIA '24

ACQUIRED: D7, '24

HOMETOWN: MARSHALL, TEXAS // BORN: 5/16/01

NFL: SECOND SEASON // DOLPHINS: SECOND SEASON

NFL CAREER

TRANSACTIONS:

- 7th-round pick (241st overall) by Miami in the 2024 NFL Draft.

2025 (MIAMI):

- Inactive for 1 game.

2024 (MIAMI):

- Missed the entire season after being placed on injured reserve on July 23.

BEFORE THE NFL

COLLEGE (SOUTHERN CALIFORNIA):

- Transferred to Southern California from Memphis following the 2020 season.

CAREER: Played in 54 games with 40 starts; 209 receptions for 3,224 yards (15.4 avg.) and 21 TDs; 5 carries for 21 yards (4.2 avg.) and 1 TD.

SENIOR (2023 AT SOUTHERN CALIFORNIA):

- Played in 13 games with 8 starts; 59 receptions for 1,062 yards (18.0 avg.) and 8 TDs; 1 carry for 10 yards (10.0 avg.).
- All-Pac 12 Honorable Mention.

JUNIOR (2022 AT SOUTHERN CALIFORNIA):

- Played in 14 games with 11 starts; 50 receptions for 785 yards (15.7 avg.) and 6 TDs.
- All-Pac 12 Honorable Mention.

SOPHOMORE (2021 AT SOUTHERN CALIFORNIA):

Played in 12 games with 11 starts; 54 receptions for 602 yards (11.1 avg.) and 1 TD.

REDSHIRT FRESHMAN (2020 AT MEMPHIS):

- Played in 11 games with 10 starts; 43 receptions for 743 yards (17.3 avg.) with 6 TDs; 4 carries for 11 yards (2.8 avg.) and 1 TD.
- Freshman All-American
- TRUE FRESHMAN (2019 AT MEMPHIS):** Played in 4 games; 3 receptions for 32 yards (10.7 avg.).

HIGH SCHOOL (MARSHALL HS – MARSHALL, TEXAS)

- Also played soccer and track and field.
- SENIOR (2018):** 45 receptions for 868 yards (19.3 avg.) and 12 TDs; 29 carries for 255 yards (8.8 avg.) and 3 TDs.
- JUNIOR (2017):** 31 receptions for 478 yards (15.4 avg.) and 6 TDs; 11 carries for 159 yards (14.5 avg.) and 2 TDs.
- SOPHOMORE (2016):** 24 receptions for 275 yards (11.5 avg.) with 4 TDs; 3 carries for 67 yards (22.3 avg.).

OFF THE FIELD

PERSONAL:

- MAJOR:** Social psychology.

TAHJ WASHINGTON'S NFL STATS													
YEAR	TEAM	GP	GS	RECEIVING					RUSHING				
				REC	YDS	AVG	LG	TD	ATT	YDS	AVG	LG	TD
2024	MIAMI			INJURED RESERVE									
2025	MIAMI	0	0	0	0	0.0	-	0	0	0	0.0	-	0
NFL TOTALS		0	0	0	0	0.0	-	0	0	0	0.0	-	0

2024 GAME-BY-GAME STATS (MIAMI)

DATE	OPPONENT	P/S	REC	YDS	AVG	LG	TD
09/08	JACKSONVILLE		INJURED RESERVE				
09/12	BUFFALO		INJURED RESERVE				
09/22	at Seattle		INJURED RESERVE				
09/30	TENNESSEE		INJURED RESERVE				
10/06	at New England		INJURED RESERVE				
10/20	at Indianapolis		INJURED RESERVE				
10/27	ARIZONA		INJURED RESERVE				
11/03	at Buffalo		INJURED RESERVE				
11/11	at L.A. Rams		INJURED RESERVE				
11/17	LAS VEGAS		INJURED RESERVE				
11/24	NEW ENGLAND		INJURED RESERVE				
11/28	at Green Bay		INJURED RESERVE				
12/08	N.Y. JETS		INJURED RESERVE				
12/15	at Houston		INJURED RESERVE				
12/22	SAN FRANCISCO		INJURED RESERVE				
12/29	at Cleveland		INJURED RESERVE				
01/05	at N.Y. Jets		INJURED RESERVE				
2024 TOTALS							

2025 GAME-BY-GAME STATS (MIAMI)

DATE	OPPONENT	P/S	REC	YDS	AVG	LG	TD
09/07	at Indianapolis		INACTIVE				
09/14	NEW ENGLAND						
09/18	at Buffalo						
09/29	N.Y. JETS						
10/05	at Carolina						
10/12	L.A. CHARGERS						
10/19	at Cleveland						
10/26	at Atlanta						
10/30	BALTIMORE						
11/09	BUFFALO						
11/16	WASHINGTON						
11/30	NEW ORLEANS						
12/07	at N.Y. Jets						
12/15	at Pittsburgh						
12/21	CINCINNATI						
12/28	TAMPA BAY						
TBD	at New England						
2025 TOTALS			0/0	0	0	0.0	- 0



NFL CAREER

TRANSACTIONS:

- Signed by Miami as an unrestricted free agent from Tennessee on March 13, 2025.
- Signed to Tennessee's active roster on Sept. 16, 2020.
- Signed to Tennessee's practice squad on Sept. 6, 2020.
- Waived by Tennessee on Sept. 5, 2020.
- Signed by Tennessee as an undrafted college free agent on May 7, 2020.

CAREER HONORS:

- 2021 Ed Block Courage Award (Tennessee recipient).

CAREER HIGHLIGHTS:

- Played in 79 career games with 39 starts.
- 127 receptions for 1,780 yards (14.0 avg.) and 19 TDs.
- 7 special teams tackles (5 solo).
- 4 miscellaneous tackles.
- 1 miscellaneous fumble recovery.
- Played in 2 postseason games with Tennessee.
- His 9 receiving TDs were tied for the 9th-most in the NFL in 2024:

MOST RECEIVING TOUCHDOWNS (2024)					
PLAYER	TEAM	REC	YDS	TDs	
1. Ja'Marr Chase	Cin.	127	1,708	17	
2. Terry McLaurin	Was.	82	1,096	13	
3. Amon-Ra St. Brown	Det.	115	1,263	12	
4. Mike Evans	TB	74	1,004	11	
Mark Andrews	Bal.	55	673	11	
6. Justin Jefferson	Min.	103	1,533	10	
Brian Thomas Jr.	Jax.	87	1,282	10	
Tee Higgins	Cin.	73	911	10	
9. Drake London	Atl.	100	1,271	9	
Jordan Addison	Min.	63	875	9	
Rashod Bateman	Bal.	45	756	9	
N. WESTBROOK-IKHINE	TEN.	32	497	9	

- His 98-yard TD vs. Minnesota on Nov. 17, 2024 was the longest offensive TD in 2024:

LONGEST OFFENSIVE TOUCHDOWNS (2024)					
PLAYER	TEAM	DATE	OPP.	LG.	
1. N. WESTBROOK-IKHINE	TEN.	11/17/24	MIN.	98t	
2. Justin Jefferson	Min.	9/15/24	SF	97t	
3. Marvin Mims	Den.	12/2/24	Cle.	93t	
4. Dameon Pierce	Hou.	1/5/25	Ten.	92t	
5. Jerry Jeudy	Cle.	11/17/24	NO	89t	

2025 (MIAMI):

- Played in 1 game.
 - 1 reception for 7 yards.
- AT INDIANAPOLIS (9/7): 1 reception for 7 yards.
- Made his Dolphins debut.

2024 (TENNESSEE):

- Played in all 17 games with 9 starts.
- 32 receptions for 497 yards (15.5 avg.) and 9 TDs.
- 2 solo special teams tackles.
- 2 miscellaneous tackles.

AT DETROIT (10/27): 2 receptions for 39 yards (19.5 avg.) and 1 TD.

- Caught a 5-yard TD pass from QB Mason Rudolph with 13:18 remaining in the 2nd quarter to tie the game at 14-14.

VS. NEW ENGLAND (11/3): 5 receptions for 50 yards (10.0 avg.) and 1 TD.

- Caught a 6-yard touchdown pass from QB Mason Rudolph to give Tennessee a 17-10 lead with 4:27 remaining in the 3rd quarter.
- It was his 4th consecutive game with a receiving TD, tied for the 3rd-longest streak by a Titan since the team moved to Tennessee in 1997.

VS. MINNESOTA (11/17): 2 receptions for 117 yards (58.5 avg.) and 1 TD.

- Caught a 98-yard TD pass from QB Will Levis with 7:00 remaining in the 3rd quarter.
- It tied the franchise record for the longest receiving touchdown in Titans history and was the longest offensive play in the NFL in 2024.

2023 (TENNESSEE):

- Played in 14 games with 9 starts.
- Missed the final 3 games of the season after being placed on injured reserve on Dec. 20.
- 28 receptions for 370 yards (13.2 avg.) and 3 TDs.

VS. L.A. CHARGERS (9/17): 3 receptions for 25 yards (8.3 avg.) and 1 TD.

- Caught a 4-yard TD pass from QB Ryan Tannehill to give Tennessee a 24-21 lead with 2:22 remaining in the 3rd quarter.

VS. CINCINNATI (10/1): 5 receptions for 51 yards (10.2 avg.) and 1 TD.

- Caught a 13-yard TD pass from QB Ryan Tannehill to give Tennessee a 10-3 lead in the 2nd quarter.

VS. ATLANTA (10/29): 1 reception for 33 yards and 1 TD.

- Caught a 33-yard TD pass from QB Ryan Tannehill with 6:59 remaining in the 4th quarter.

2022 (TENNESSEE):

- Played in all 17 games with 13 starts.
- 25 receptions for 397 yards (15.9 avg.) and 3 TDs.
- 1 miscellaneous tackle.
- 1 fumble recovery.

AT WASHINGTON (10/9): 2 receptions for 72 yards (36.0 avg.).

VS. DENVER (11/13): 5 receptions for 119 yards (23.8 avg.) and 2 TDs.

- Caught a 9-yard TD pass from QB Ryan Tannehill with 0:12 remaining in the 2nd quarter.
- Caught a 63-yard TD pass from QB Ryan Tannehill to give Tennessee a 14-10 lead with 5:14 remaining in the 3rd quarter.
- It marked his 1st career game with multiple TDs.

2021 (TENNESSEE):

- Played in 16 games with 7 starts.
- Inactive for 1 game.
- 38 receptions for 476 yards (12.5 avg.) and 4 TDs.
- 3 special teams tackles (1 solo).

VS. INDIANAPOLIS (9/26): 4 receptions for 53 yards (13.3 avg.) and 1 TD.

- Caught an 18-yard TD pass from QB Ryan Tannehill to give Tennessee a 14-7 lead with 5:56 remaining in the 2nd quarter.
- It was his 1st career TD.

VS. HOUSTON (11/21): 7 receptions for 107 yards (15.3 avg.).

- It was his 1st career game with 100-plus receiving yards.

AT HOUSTON (1/9): 4 receptions for 78 yards (19.5 avg.) and 1 TD.

- Caught a 4-yard TD pass from QB Ryan Tannehill to extend Tennessee's lead to 21-0 with 0:11 remaining in the 2nd quarter.

POSTSEASON:

AFC DIVISIONAL VS. CINCINNATI (1/22): Played but did not record any stats.

HONORS:

- Ed Block Courage Award (Tennessee recipient).

2020 (TENNESSEE):

- Played in 14 games with 1 start.
- Inactive for 2 games.
- 3 receptions for 33 yards (11.0 avg.).
- 4 special teams tackles (2 solo).

VS. JACKSONVILLE (9/20): Played but did not record any stats.

- Made his NFL debut.

VS. BUFFALO (10/13): 1 reception for 7 yards.

- It was his 1st career reception.

POSTSEASON:

AFC WILD CARD VS. BALTIMORE (1/10): 2 receptions for 17 yards (8.5 avg.); 1 solo special teams tackle.

BEFORE THE NFL

COLLEGE (INDIANA):

- 4-year letterman (2015-16, 2018-19).

CAREER: Played in 52 games with 36 starts; 144 receptions for 2,226 yards (15.5 avg.) and 16 TDs; 1 carry for 3 yards and 1 TD; 1 solo tackle.

- Ranked 7th in receiving yards and touchdowns, tied for 8th in 100-yard games (6) and 9th in catches in school history.

- 4-time Academic All-Big Ten (2016-19).

REDSHIRT SENIOR (2019): Played in all 13 games with 12 starts; 42 receptions for 572 yards (13.6 avg.) and 5 TDs.

- Served as team captain.

REDSHIRT JUNIOR (2018): Started all 12 games; 42 receptions for 590 yards (14.0 avg.) and 4 TDs.

JUNIOR (2017): Suffered a season-ending knee injury on the 1st play of the season.

- Received medical redshirt.

SOPHOMORE (2016): Played in all 13 games with 12 starts; 54 receptions for 995 yards (18.4 avg.) and 6 TDs; 1 carry for 3 yards and 1 TD.

- All-Big Ten honorable mention.
- Finished 2nd in the Big Ten in receiving yards.

TRUE FRESHMAN (2015): Played in all 13 games; 6 receptions for 69 yards (11.5 avg.) and 1 TD.

HIGH SCHOOL (LAKE MARY HS – LAKE MARY, FLA.)

- Also competed in lacrosse and track and field.
- School record holder for receiving yards and TDs.

SENIOR (2014):

- Led team to an 11-2 record and district title.
- 84 receptions for 1,853 yards and 21 TDs.
- 1st-team all-state.

JUNIOR (2013):

- Led team to an 11-1 record and district title.
- 52 receptions for 826 passes and 13 TDs.

OFF THE FIELD

COMMUNITY:

2024:

- Partnered with Mars Inc. and visited the Nashville Humane Association to raise awareness for the 16th annual U.S. Mars Pet Adoption Weekend which helped cover more than \$100,000 in adoption fees around the country.
- Involved with Destiny Rescue, "a global, faith-based organization that rescues children out of sexual exploitation and human trafficking and most importantly helps them stay free."

PERSONAL:

- **PRONUNCIATION:** Last name is pronounced ih-KEY-nay.
- **MAJOR:** Business marketing.

NICK WESTBROOK-IKHINE'S NFL REGULAR SEASON STATS													
YEAR	TEAM	GP	GS	RECEIVING					RUSHING				
				REC	YDS	AVG	LG	TD	ATT	YDS	AVG	LG	TD
2020	TENNESSEE	14	1	3	33	11	19	0	0	0	0.0	-	0
2021	TENNESSEE	16	7	38	476	12.5	46	4	0	0	0.0	-	0
2022	TENNESSEE	17	13	25	397	15.9	63t	3	0	0	0.0	-	0
2023	TENNESSEE	14	9	28	370	13.2	33t	3	0	0	0.0	-	0
2024	TENNESSEE	17	9	32	497	15.5	98t	9	0	0	0.0	-	0
2025	MIAMI	1	0	1	7	7.0	7	0	0	0	0.0	-	0
NFL TOTALS		79	39	127	1780	14.0	98t	19	0	0	0.0	-	0

NICK WESTBROOK-IKHINE'S NFL PLAYOFF STATS													
YEAR	TEAM	GP	GS	RECEIVING					RUSHING				
				REC	YDS	AVG	LG	TD	ATT	YDS	AVG	LG	TD
2022	TENNESSEE	1	0	2	17	8.5	12	0	0	0	0.0	-	0
2023	TENNESSEE	1	0	0	0	0.0	-	0	0	0	0.0	-	0
PLAYOFF TOTALS		2	0	2	17	8.5	12	0	0	0	0.0	-	0

ADDITIONAL STATS

Defensive Tackles: (Tennessee) 1 in 2020.

Special Teams Tackles: (Tennessee) 2 in 2020, 3 in 2021 and 2 in 2024 for a total of 7 (P-1).

Miscellaneous Tackles: (Tennessee) 1 in 2020, 1 in 2022 and 2 in 2024 for a total of 4.

Miscellaneous Fumble Recoveries: (Tennessee) 1 in 2022.

SINGLE-GAME CAREER HIGHS

Receptions: 7 vs. Houston, 11/21/21

Receiving Yards: 119 vs. Denver, 11/13/22

Longest Reception: 98t vs. Minnesota, 11/17/24

Receiving TDs: 2 Twice, last: at Washington, 12/1/24

100-YARD RECEIVING GAMES (3)						
DATE	OPPONENT	REC	YDS	AVG	LG	TD
11/21/21	HOUSTON	7	107	15.3	36	0
11/13/22	DENVER	5	119	23.8	63t	2
11/17/24	MINNESOTA	2	117	58.5	98t	1

2020 GAME-BY-GAME STATS (TENNESSEE)						
DATE	OPPONENT	P/S	REC	YDS	AVG	LG TD
09/14	at Denver		INACTIVE			
09/20	JACKSONVILLE	1/0	0	0	0.0	- 0
09/27	at Minnesota	1/0	0	0	0.0	- 0
10/13	BUFFALO	1/0	1	7	7.0	7 0
10/18	HOUSTON	1/1	0	0	0.0	- 0
10/25	PITTSBURGH	1/0	0	0	0.0	- 0
11/01	at Cincinnati	1/0	0	0	0.0	- 0
11/08	CHICAGO	1/0	0	0	0.0	- 0
11/12	INDIANAPOLIS	1/0	0	0	0.0	- 0
11/22	at Baltimore	1/0	1	7	7.0	7 0
11/29	at Indianapolis	1/0	0	0	0.0	- 0
12/06	CLEVELAND		INACTIVE			
12/13	at Jacksonville	1/0	0	0	0.0	- 0
12/20	DETROIT	1/0	0	0	0.0	- 0
12/27	at Green Bay	1/0	1	19	19.0	19 0
01/03	at Houston	1/0	0	0	0.0	- 0
2020 TOTALS		14/1	3	33	11.0	19 0

DATE	OPPONENT	P/S	REC	YDS	AVG	LG TD
01/10	BALTIMORE*	1/0	2	17	8.5	12 0

* AFC Divisional game

2021 GAME-BY-GAME STATS (TENNESSEE)									
DATE	OPPONENT	P/S	REC	YDS	AVG	LG	TD		
09/12	ARIZONA	1/0	1	10	10.0	10	0		
09/19	at Seattle	1/0	1	6	6.0	6	0		
09/26	INDIANAPOLIS	1/1	4	53	13.3	18t	1		
10/03	at N.Y. Jets	1/1	3	29	9.7	18	0		
10/10	at Jacksonville		INACTIVE						
10/18	BUFFALO	1/0	3	27	9.0	14	0		
10/24	KANSAS CITY	1/0	0	0	0.0	-	0		
10/31	at Indianapolis	1/0	2	16	8.0	11	1		
11/07	at L.A. Rams	1/0	1	14	14.0	14	0		
11/14	NEW ORLEANS	1/1	1	10	10.0	10	0		
11/21	HOUSTON	1/0	7	107	15.3	46	0		
11/28	at New England	1/1	2	25	12.5	24	1		
12/12	JACKSONVILLE	1/1	3	31	10.3	15	0		
12/19	at Pittsburgh	1/1	4	32	8.0	12	0		
12/23	SAN FRANCISCO	1/0	2	38	19.0	24	0		
01/02	MIAMI	1/1	0	0	0.0	-	0		
01/09	at Houston	1/0	4	78	19.5	36	1		
2021 TOTALS		16/7	38	476	12.5	46	4		
DATE	OPPONENT	P/S	REC	YDS	AVG	LG	TD		
01/22	CINCINNATI*	1/0	0	0	0.0	-	0		

* AFC Divisional game

2022 GAME-BY-GAME STATS (TENNESSEE)									
DATE	OPPONENT	P/S	REC	YDS	AVG	LG	TD		
09/11	N.Y. GIANTS	1/1	1	13	13.0	13	0		
09/19	at Buffalo	1/1	1	13	13.0	13	0		
09/25	LAS VEGAS	1/1	3	40	13.3	15	0		
10/02	at Indianapolis	1/0	0	0	0.0	-	0		
10/09	at Washington	1/1	2	72	36.0	61	0		
10/23	INDIANAPOLIS	1/1	0	0	0.0	-	0		
10/30	at Houston	1/1	0	0	0.0	-	0		
11/06	at Kansas City	1/0	0	0	0.0	-	0		
11/13	DENVER	1/1	5	119	23.8	63t	2		
11/17	at Green Bay	1/1	2	28	14.0	19	0		
11/27	CINCINNATI	1/1	4	58	14.5	25	0		
12/04	at Philadelphia	1/0	1	4	4.0	4	0		
12/11	JACKSONVILLE	1/1	3	23	7.7	13	1		
12/18	at L.A. Chargers	1/1	0	0	0.0	-	0		
12/24	HOUSTON	1/1	2	23	11.5	14	0		
12/29	DALLAS	1/1	1	4	4.0	4	0		
01/07	at Jacksonville	1/0	0	0	0.0	-	0		
2022 TOTALS		17/13	25	397	15.9	63t	3		

2023 GAME-BY-GAME STATS (TENNESSEE)

DATE	OPPONENT	P/S	REC	YDS	AVG	LG	TD
09/10	at New Orleans	1/0	4	58	14.5	24	0
09/17	L.A. CHARGERS	1/1	3	25	8.3	14	1
09/24	at Cleveland	1/0	0	0	0.0	-	0
10/01	CINCINNATI	1/1	5	51	10.2	22	1
10/08	at Indianapolis	1/1	1	9	9.0	9	0
10/15	BALTIMORE	1/1	3	25	8.3	10	0
10/29	ATLANTA	1/0	1	33	33.0	33t	1
11/02	at Pittsburgh	1/0	1	23	23.0	23	0
11/12	at Tampa Bay	1/0	1	9	9.0	9	0
11/19	at Jacksonville	1/1	1	7	7.0	7	0
11/26	CAROLINA	1/1	4	41	10.3	18	0
12/03	INDIANAPOLIS	1/1	1	28	28.0	28	0
12/11	at Miami	1/1	2	28	14.0	23	0
12/17	HOUSTON	1/1	1	33	33.0	33	0
12/24	SEATTLE		INJURED RESERVE				
12/31	at Houston		INJURED RESERVE				
01/07	JACKSONVILLE		INJURED RESERVE				
2023 TOTALS		14/9	28	370	13.2	33t	3

2024 GAME-BY-GAME STATS (TENNESSEE)

DATE	OPPONENT	P/S	REC	YDS	AVG	LG	TD
09/08	at Chicago	1/0	0	0	0.0	-	0
09/15	N.Y. JETS	1/0	0	0	0.0	-	0
09/22	GREEN BAY	1/0	0	0	0.0	-	0
09/30	at Miami	1/0	0	0	0.0	-	0
10/13	INDIANAPOLIS	1/0	1	9	9.0	9t	1
10/20	at Buffalo	1/0	2	10	5.0	6	1
10/27	at Detroit	1/1	2	39	19.5	34	1
11/03	NEW ENGLAND	1/1	5	50	10.0	14	1
11/10	at L.A. Chargers	1/1	3	31	10.3	13	0
11/17	MINNESOTA	1/0	2	117	58.5	98t	1
11/24	at Houston	1/1	2	48	24.0	38t	1
12/01	at Washington	1/1	3	61	20.3	27t	2
12/08	JACKSONVILLE	1/1	1	19	19.0	19	0
12/15	CINCINNATI	1/1	2	9	4.5	5	0
12/22	at Indianapolis	1/0	2	17	8.5	11	1
12/29	at Jacksonville	1/1	3	37	12.3	18	0
01/05	HOUSTON	1/1	4	50	12.5	19	0
2024 TOTALS		17/9	32	497	15.5	9t	9

2025 GAME-BY-GAME STATS (MIAMI)

DATE	OPPONENT	P/S	REC	YDS	AVG	LG	TD
09/07	at Indianapolis	1/0	1	7	7.0	7	0
09/14	NEW ENGLAND						
09/18	at Buffalo						
09/29	N.Y. JETS						
10/05	at Carolina						
10/12	L.A. CHARGERS						
10/19	at Cleveland						
10/26	at Atlanta						
10/30	BALTIMORE						
11/09	BUFFALO						
11/16	WASHINGTON						
11/30	NEW ORLEANS						
12/07	at N.Y. Jets						
12/15	at Pittsburgh						
12/21	CINCINNATI						
12/28	TAMPA BAY						
TBD	at New England						
2025 TOTALS		1/0	1	7	7.0	7	0



0

ZACH
WILSON

QUARTERBACK // 6-2 // 214 // BYU '21

ACQUIRED: UFA, '25 (DEN.)

HOMETOWN: DRAPER, UTAH // BORN: 8/3/99

NFL: FIFTH SEASON // DOLPHINS: FIRST SEASON



2021, 2022

NFL CAREER

TRANSACTIONS:

- Signed by Miami as an unrestricted free agent from Denver on March 17, 2025.
- Traded from the N.Y. Jets to Denver on April 24, 2024.
- 1st-round pick (2nd overall) by the N.Y. Jets in the 2021 NFL Draft.

CAREER HONORS:

- Pepsi Zero Sugar NFL Rookie of the Week (vs. Jacksonville, 12/26/21).
- Pepsi Zero Sugar NFL Rookie of the Week (vs. Philadelphia, 12/5/21).
- Pepsi Zero Sugar NFL Rookie of the Week (vs. Tennessee, 10/3/21).

CAREER HIGHLIGHTS:

- Played in 35 career games with 33 starts.
- 571-of-1,001 passing (57.0 pct.) for 6,325 yards, 23 TDs and a QB rating of 73.2.
- 94 carries for 501 yards (5.3 avg.) and 5 TDs.
- 1 reception for 2 yards and 1 TD.
- 5 miscellaneous fumble recoveries.
- 3 miscellaneous tackles.
- Is a 2-time team captain (2021-22).

2025 (MIAMI):

- Played in 1 game.
- 5-of-8 passing (62.5 pct.) for 32 yards and a QB rating of 70.8.
- 1 carry for 3 yards.

AT INDIANAPOLIS (9/7): 5-of-8 passing (62.5 pct.) for 32 yards and a QB rating of 70.8; 1 carry for 3 yards.

- Made his Dolphins debut.

2024 (DENVER):

- Inactive for all 17 games.

POSTSEASON:

AFC WILD CARD AT BUFFALO (1/12): Inactive.

2023 (N.Y. JETS):

- Played in 12 games with 11 starts.
- Inactive for 4 games.
- Missed the final game of the season after being placed on injured reserve on Jan. 6, 2024.

- 221-of-368 passing (60.1 pct.) for 2,271 yards, 8 TDs and a QB rating of 77.2.
- 36 carries for 211 yards (5.9 avg.).
- 1 miscellaneous tackle.
- 1 miscellaneous fumble recovery.

VS. BUFFALO (9/11): 14-of-21 passing (66.7 pct.) for 140 yards, 1 TD and a QB rating of 81.4; 4 carries for 6 yards (1.5 avg.); 1 miscellaneous tackle.

- Completed a 3-yard TD pass to WR Garrett Wilson with 4:55 remaining in the 4th quarter to tie the score 13-13.
- Helped lead the Jets to an overtime victory over Buffalo in the season opener after entering in relief of injured QB Aaron Rodgers.

VS. KANSAS CITY (10/1): 28-of-39 passing (71.8 pct.) for 245 yards, 2 TDs and a QB rating of 105.2; 2 carries for 14 yards (7.0 avg.).

- Connected with TE C.J. Uzomah for a 1-yard TD pass with 6:26 remaining in the 2nd quarter.
- Completed a 10-yard TD pass to WR Allen Lazard with 10:40 remaining in the 3rd quarter to tie the game, 20-20.

VS. HOUSTON (12/10): 27-of-36 passing (75.0 pct.) for 301 yards, 2 TDs and a QB rating of 117.9; 3 carries for 12 yards (4.0 avg.).

- Connected with WR Randall Cobb on a 15-yard TD pass with 11:05 remaining in the 3rd quarter to give the N.Y. Jets a 7-0 lead.
- Found RB Breece Hall for a 3-yard TD to extend the N.Y. Jets lead to 21-6 with 9:27 remaining in the 4th quarter.

2022 (N.Y. JETS):

- Started 9 games.
- Dressed but did not play in 1 game.
- Inactive for 7 games.
- 132-of-242 passing (54.5 pct.) for 1,688 yards, 6 TDs and a QB rating of 72.8.
- 28 carries for 102 yards (3.6 avg.) and 1 TD.
- 1 reception for 2 yards and 1 TD.
- 1 miscellaneous tackle.
- Served as a team captain.

VS. MIAMI (10/9): 14-of-21 passing (66.7 pct.) for 210 yards and a QB rating of 99.3; 4 carries for 2 yards (0.5 avg.) and 1 TD.

- Scored a 5-yard rushing TD with 2:38 remaining in the 2nd quarter to extend the N.Y. Jets' lead.

VS. NEW ENGLAND (10/30): 20-of-41 passing (48.8 pct.) for 355 yards, 2 TDs and a QB rating of 64.6;

1 carry for 2 yards; 1 miscellaneous tackle.

- Connected with TE Tyler Conklin for an 8-yard and 9-yard TD in the 2nd quarter and 4th quarter.

VS. DETROIT (11/6): 18-of-35 passing (51.4 pct.) for 317 yards, 2 TDs and a QB rating of 89.8; 3 carries for 7 yards (2.3 avg.).

- Connected with TE C.J. Uzomah for a 40-yard TD with 14:06 remaining in the 2nd quarter and a 1-yard TD pass with 4:41 remaining in the 4th quarter to give the N.Y. Jets a 17-13 lead.

2021 (N.Y. JETS):

- Started in 13 games.
- Inactive for 4 games.
- 213-of-383 passing (55.6 pct.) for 2,334 yards, 9 TDs and a QB rating of 69.7.
- 29 carries for 185 yards (6.4 avg.) and 4 TDs.
- 3 miscellaneous fumble recoveries.
- Served as team captain.

AT CAROLINA (9/12): 20-of-37 passing (54.1 pct.) for 258 yards, 2 TDs and a QB rating of 82.9; 1 miscellaneous fumble recovery.

- Completed a 22-yard TD pass and an 8-yard TD pass to WR Corey Davis in the 2nd half.
- Made his NFL debut.

VS. TENNESSEE (10/3): 21-of-34 passing (61.2 pct.) for 297 yards, 2 TDs and a QB rating of 97.3; 3 carries for -2 yards (-0.7 avg.); 1 miscellaneous fumble recovery.

- Completed a 3-yard TD pass to WR Jamison Crowder in the 3rd quarter.
- Completed a 53-yard TD pass to WR Corey Davis with 9:06 remaining in the 3rd quarter to give the N.Y. Jets a 24-17 lead.
- Led a 13-play, 71-yard drive in overtime ending with a game-winning field goal by K Matt Ammendola.
- Earned his 1st career win and game-winning drive.

VS. PHILADELPHIA (12/5): 23-of-38 passing (60.5 pct.) for 226 yards, 2 TDs and a QB rating of 83.9; 3 carries for 0 yards and 1 TD.

- Connected with WR Elijah Moore for a 3-yard TD pass in the 1st quarter.
- Scored on a 1-yard TD run in the 1st quarter to give the N.Y. Jets a 12-7 lead.
- Found TE Ryan Griffin on a 1-yard TD pass in the 2nd quarter to give the N.Y. Jets an 18-14 lead.

VS. JACKSONVILLE (12/26): 14-of-22 passing (63.6 pct.) for 102 yards and 1 TD for a QB rating of 89.6; 4 carries for 91 yards (22.8 avg.) and 1 TD.

- Scored on a 52-yard TD run in the 1st quarter. It was the longest run by a N.Y. Jets QB in franchise history.
- Completed a 1-yard TD pass to OL Connor McDermott to extend the N.Y. Jets lead to 23-15 with 9:16 remaining in the 4th quarter.

HONORS:

- Pepsi Zero Sugar NFL Rookie of the Week (vs. Jacksonville, 12/26).
- Pepsi Zero Sugar NFL Rookie of the Week (vs. Philadelphia, 12/5).
- Pepsi Zero Sugar NFL Rookie of the Week (vs. Tennessee, 10/3).

BEFORE THE NFL

COLLEGE (BYU):

- 3-year starter (2018-20).
- Wilson is the highest-ever draft pick out of BYU (No. 2 overall, 2021).

CAREER: Played in 30 career games with 28 starts; 566-of-837 passing (67.6 pct.) for 7,652 yards and 56 TDs; 212 carries for 642 yards (3.0 avg.) and 15 TDs.

- Ranked 1st in completion percentage (67.6 pct.), tied for 8th in passing TDs (56) and 9th in passing yards (7,662) in school history.

JUNIOR (2020): Started 12 games; 247-of-336 passing (73.5 pct.) for 3,692 yards and 33 TDs; 70 carries for 254 yards (3.6 avg.) and 10 TDs.

- Finished 8th in Heisman Trophy voting.
- Co-Polynesian Player of the Year.
- Manning Award finalist.
- Set the BYU single-season completion percentage record (73.5 pct.), surpassing a record set by Steve Young in 1983 (71.3 pct.).
- Led BYU to an 11-1 record and No. 11 finish in the AP Poll, the Cougars highest end-of-season ranking since 1996 (No. 5).
- Served as team captain.

SOPHOMORE (2019): Started 9 games; 199-of-319 passing (62.4 avg.) for 2,382 yards and 9 TDs; 67 carries for 167 yards (2.5 avg.) and 3 TDs; 1 reception for 19 yards.

TRUE FRESHMAN (2018): Played in 9 games with 7 starts; 120-of-182 passing (65.9 avg.) for 1,578 yards and 12 TDs; 75 carries for 221 yards (2.9 avg.) and 2 TDs.

HIGH SCHOOL (CORNER CANYON HS – DRAPER, UTAH)

- Also played basketball.
- SENIOR (2017):** 2,986 passing yards and 24 TDs; 752 rushing yards and 8 TDs.
- 1st-team all-state and Mr. Utah runner-up.
- Led team to state semifinals and 11-1 record.

JUNIOR (2016): 2,708 passing yards and 20 TDs; 539 rushing yards.

OFF THE FIELD

PERSONAL:

- **MAJOR:** Construction management.

ZACH WILSON'S NFL REGULAR SEASON PASSING STATS

YEAR	TEAM	GP	GS	ATT	CMP	PCT	YDS	Y/A	TD	INT	LG	SK/YDS	RATE
2021	N.Y. JETS	13	13	383	213	55.6	2334	6.1	9	11	54	44/370	69.7
2022	N.Y. JETS	9	9	242	132	54.5	1688	7.0	6	7	79	23/175	72.8
2023	N.Y. JETS	12	11	368	221	60.1	2271	6.2	8	7	68t	46/340	77.2
2024	DENVER	0	0	0	0	0.0	0	0.0	0	0	-	0/0	-
2025	MIAMI	1	0	8	5	62.5	32	4.0	0	0	11	0/0	70.8
NFL TOTALS		35	33	1001	571	57.0	6325	6.3	23	25	79	113/885	73.2

ZACH WILSON'S NFL REGULAR SEASON RUSHING/RECEIVING STATS													
YEAR	TEAM	GP	GS	RUSHING					RECEIVING				
				ATT	YDS	AVG	LG	TD	REC	YDS	AVG	LG	TD
2021	N.Y. JETS	13	13	29	185	6.4	52t	4	0	0	-	-	0
2022	N.Y. JETS	9	9	28	102	3.6	18	1	1	2	2.0	2t	1
2023	N.Y. JETS	12	11	36	211	5.9	20	0	0	0	-	-	0
2024	DENVER	0	0	0	0	0.0	-	0	0	0	0.0	-	0
2025	MIAMI	1	0	1	3	3.0	3	0	0	0	0.0	-	0
NFL TOTALS		35	33	94	501	5.3	52t	5	1	2	2.0	2t	1

ADDITIONAL STATS

Miscellaneous Tackles: (N.Y. Jets) 1 in 2021, 1 in 2022, 1 in 2023 for total of 3.

Miscellaneous Fumble Recoveries: (N.Y. Jets) 3 in 2021, 1 in 2022, 1 in 2023 for total of 5.

Career Regular Season Record As A Starter: (N.Y. Jets) 3-10 in 2021, 5-4 in 2022, 4-7 in 2023, for total of 12-21.

SINGLE-GAME CAREER HIGHS

Pass Attempts: 49 vs. L.A. Chargers, 11/6/23

Completions: 33 vs. L.A. Chargers, 11/6/23

Passing Yards: 355 vs. New England, 10/30/22

TD Passes: 2 6 times, last: vs. Houston, 12/10/23

Longest Pass: 79 vs. Miami, 10/9/22

Completion Pct. (min. 20 att.): 75.0 vs. Houston, 12/10/23

Passer Rating: 117.9 vs. Houston, 12/10/23

Rush Attempts: 5 3 times, last: at Dallas, 9/17/23

Rushing Yards: 91 vs. Jacksonville, 11/26/21

Longest Rush: 52t vs. Jacksonville, 11/26/21

Rushing TDs: 1 5 times, last: vs. Miami, 10/9/22

300-YARD PASSING GAMES (3)												
DATE	OPP	ATT	CMP	PCT	YDS	TD	INT	LG	RATE			
10/30/22	vs. NE	41	20	48.8	355	2	3	63	64.6			
12/18/22	vs. Det.	35	18	51.4	317	2	1	50	89.8			
12/10/23	vs. Hou.	36	27	75.0	301	2	0	63	117.9			

WILSON'S GAME-WINNING DRIVES (5)												
DATE	OPP	GW SCORE		TIME LEFT	FINAL SCORE							
1. 10/3/21	vs. Ten.	Ammendola 21-yd FG		4:33	27-24*							
2. 10/2/22	at Pit.	Hall 2-yard rush		0:16	24-20							
3. 11/6/22	vs. Buf.	Zuerlein 28-yd. FG		1:43	20-17							
4. 10/15/23	vs. Phi.	Hall 8-yard rush		1:46	20-14							
5. 10/29/23	at NYG	Zuerlein 33-yd. FG		6:09	13-10*							

**denotes GWD was in overtime*

2021 GAME-BY-GAME STATS (N.Y. JETS)												
DATE	OPPONENT	P/S	ATT	CMP	PCT	YDS	TD	INT	LG	SK/YDS		
09/12	at Carolina	1/1	37	20	54.1	258	2	1	40	6/51		
09/19	NEW ENGLAND	1/1	33	19	57.6	210	0	4	35	4/26		
09/26	at Denver	1/1	35	19	54.3	160	0	2	23	5/41		
10/03	TENNESSEE	1/1	34	21	61.8	297	2	1	54	1/8		
10/10	at Atlanta	1/1	32	19	59.4	192	0	1	27	2/26		
10/24	at New England	1/1	10	6	60.0	51	0	0	15	1/8		
10/31	CINCINNATI					INACTIVE						
11/04	at Indianapolis					INACTIVE						
11/14	BUFFALO					INACTIVE						
11/21	MIAMI					INACTIVE						
11/28	at Houston	1/1	24	14	58.3	145	0	1	46	4/36		
12/05	PHILADELPHIA	1/1	38	23	60.5	226	2	1	29	2/15		
12/12	NEW ORLEANS	1/1	42	19	45.2	202	0	0	27	3/24		
12/19	at Miami	1/1	23	13	56.5	170	0	0	24	6/44		
12/26	JACKSONVILLE	1/1	22	14	63.6	102	1	0	22	1/2		
01/02	TAMPA BAY	1/1	33	19	57.6	234	1	0	24	1/10		
01/09	at Buffalo	1/1	20	7	35.0	87	1	0	40t	8/79		
2021 TOTALS		13/13	383	213	55.6	2334	9	11	54	44/370		

2022 GAME-BY-GAME STATS (N.Y. JETS)

DATE	OPPONENT	P/S	ATT	CMP	PCT	YDS	TD	INT	LG	SK/YDS
09/11	BALTIMORE					INACTIVE				
09/18	at Cleveland					INACTIVE				
09/25	CINCINNATI					INACTIVE				
10/02	at Pittsburgh	1/1	36	18	50.0	252	1	2	35	1/4
10/09	MIAMI	1/1	21	14	66.7	210	0	0	79	2/23
10/16	at Green Bay	1/1	18	10	55.6	110	0	0	41	2/11
10/23	at Denver	1/1	26	16	61.5	121	0	0	37	3/16
10/30	NEW ENGLAND	1/1	41	20	48.8	355	2	3	63	2/19
11/06	BUFFALO	1/1	25	18	72.0	154	1	0	24	2/18
11/20	at New England	1/1	22	9	40.9	77	0	0	34	4/33
11/27	CHICAGO					INACTIVE				
12/04	at Minnesota					INACTIVE				
12/11	at Buffalo					INACTIVE				
12/18	DETROIT	1/1	35	18	51.4	317	2	1	50	4/30
12/22	JACKSONVILLE	1/1	18	9	50.0	92	0	1	27	3/21
01/01	at Seattle					INACTIVE				
01/08	at Miami					DID NOT PLAY				
2022 TOTALS		9/9	242	132	54.5	1688	6	7	79	23/175

2023 GAME-BY-GAME STATS (N.Y. JETS)

DATE	OPPONENT	P/S	ATT	CMP	PCT	YDS	TD	INT	LG	SK/YDS
09/11	BUFFALO	1/0	21	14	66.7	140	1	1	24	2/13
09/17	at Dallas	1/1	27	12	44.4	170	1	3	68t	3/19
09/24	NEW ENGLAND	1/1	36	18	50.0	157	0	0	29	3/24
10/01	KANSAS CITY	1/1	39	28	71.8	245	2	0	39	2/17
10/08	at Denver	1/1	26	19	73.1	199	0	1	37	4/26
10/15	PHILADELPHIA	1/1	33	19	57.6	186	0	0	33	5/31
10/29	at N.Y. Giants	1/1	36	17	47.2	240	1	0	50t	4/47
11/06	L.A. CHARGERS	1/1	49	33	67.3	263	0	0	33	8/57
11/12	at Las Vegas	1/1	39	23	59.0	263	0	1	41	2/6
11/19	at Buffalo	1/1	15	7	46.7	81	1	1	18	5/30
11/24	MIAMI					INACTIVE – EMERGENCY 3RD QB				
12/03	ATLANTA					INACTIVE – EMERGENCY 3RD QB				
12/10	HOUSTON	1/1	36	27	75.0	301	2	0	27	4/33
12/17	at Miami	1/1	11	4	36.4	26	0	0	8	4/37
12/24	WASHINGTON					INACTIVE				
12/28	at Cleveland					INACTIVE				
01/07	at New England					INJURED RESERVE				
2023 TOTALS		12/11	368	221	60.1	2271	8	7	8	46/340

2024 GAME-BY-GAME STATS (DENVER)

DATE	OPPONENT	P/S	ATT	CMP	PCT	YDS	TD	INT	LG	SK/YDS
09/08	at Seattle					INACTIVE – EMERGENCY 3RD QB				
09/15	PITTSBURGH					INACTIVE – EMERGENCY 3RD QB				
09/22	at Tampa Bay					INACTIVE – EMERGENCY 3RD QB				
09/29	at N.Y. Jets					INACTIVE – EMERGENCY 3RD QB				
10/06	LAS VEGAS					INACTIVE – EMERGENCY 3RD QB				
10/13	L.A. CHARGERS					INACTIVE – EMERGENCY 3RD QB				
10/17	at New Orleans					INACTIVE – EMERGENCY 3RD QB				
10/27	CAROLINA					INACTIVE – EMERGENCY 3RD QB				
11/03	at Baltimore					INACTIVE – EMERGENCY 3RD QB				
11/10	at Kansas City					INACTIVE – EMERGENCY 3RD QB				
11/17	ATLANTA					INACTIVE – EMERGENCY 3RD QB				
11/24	at Las Vegas					INACTIVE – EMERGENCY 3RD QB				
12/02	CLEVELAND					INACTIVE – EMERGENCY 3RD QB				
12/15	INDIANAPOLIS					INACTIVE – EMERGENCY 3RD QB				
12/19	at LA Chargers					INACTIVE – EMERGENCY 3RD QB				
12/28	at Cincinnati					INACTIVE – EMERGENCY 3RD QB				
01/05	KANSAS CITY					INACTIVE – EMERGENCY 3RD QB				
2024 TOTALS		0/0	0	0	-	0	0	0	-	0/0

DATE	OPPONENT	P/S	ATT	CMP	PCT	YDS	TD	INT	LG	SK/YDS
01/12	at Buffalo*					INACTIVE – EMERGENCY 3RD QB				

*AFC Wild Card game

2025 GAME-BY-GAME STATS (MIAMI)

DATE	OPPONENT	P/S	ATT	CMP	PCT	YDS	TD	INT	LG	SK/YDS
09/07	at Indianapolis	1/0	8	5	62.5	32	0	0	11	0/0
09/14	NEW ENGLAND									
09/18	at Buffalo									
09/29	N.Y. JETS									
10/05	at Carolina									
10/12	L.A. CHARGERS									
10/19	at Cleveland									
10/26	at Atlanta									
10/30	BALTIMORE									
11/09	BUFFALO									
11/16	WASHINGTON									
11/30	NEW ORLEANS									
12/07	at N.Y. Jets									
12/15	at Pittsburgh									
12/21	CINCINNATI									
12/28	TAMPA BAY									
TBD	at New England									
2025 TOTALS		11/0	8	5	62.5	32	0	0	11	0/0



5

JAYLEN
WRIGHT

RUNNING BACK // 5-11 // 208 // TENNESSEE '24

ACQUIRED: D4, '24

HOMETOWN: DURHAM, N.C. // BORN: 4/1/03

NFL: SECOND SEASON // DOLPHINS: SECOND SEASON

NFL CAREER

TRANSACTIONS:

- 4th-round pick (120th overall) by Miami in the 2024 NFL Draft.

CAREER HIGHLIGHTS:

- Played in 15 career games with 1 start.
- 68 carries for 249 yards (3.7 avg.).
- 3 receptions for 8 yards (2.7 avg.).

2025 (MIAMI):

- Inactive for 1 game.

2024 (MIAMI):

- Played in 15 games with 1 start.
- Dressed but did not play in 1 game.
- Inactive for 1 game.
- 68 carries for 249 yards (3.7 avg.).
- 3 receptions for 8 yards (2.7 avg.).
- 1 kickoff return for 29 yards.

VS. BUFFALO (9/12): 5 carries for 4 yards (0.8 avg.).

- Made his NFL debut.

VS. TENNESSEE (9/30): 9 carries for 32 yards (3.6 avg.).

AT NEW ENGLAND (10/6): 13 carries for 86 yards (6.6 avg.).

AT INDIANAPOLIS (10/20): 5 carries for 33 yards (6.6 avg.).

BEFORE THE NFL

COLLEGE (TENNESSEE):

CAREER: Played in 34 games with 12 starts; 368 carries for 2,297 yards (6.2 avg.) and 18 TDs; 30 receptions for 171 yards (5.7 avg.).

JUNIOR (2023): Started in 12 games; 137 carries for 1,013 yards (7.4 avg.) and 4 TDs; 22 receptions for 141 yards (6.4 avg.).

- 2nd-team All-SEC.
- Led all FBS running backs in yards per carry (min. 120 attempts).

SOPHOMORE (2022): Played in all 13 games; 146 carries for 875 yards (6.0 avg.) and 10 TDs; 2 receptions for 8 yards (4.0 avg.).

TRUE FRESHMAN (2021): Played in 9 games; 85 carries for 409 yards (4.8 avg.) and 4 TDs; 6 receptions for 22 yards (3.7 avg.).

HIGH SCHOOL (SOUTHERN DURHAM HS – DURHAM, N.C.)

- Also competed in track and field.

JUNIOR (2019): 89 carries for 901 yards (10.1 avg.) and 5 TDs; 6 receptions for 62 yards (10.3 avg.).

OFF THE FIELD

PERSONAL:

- **MAJOR:** Sport management.

JAYLEN WRIGHT'S NFL REGULAR SEASON STATS													
YEAR	TEAM	GP	GS	RUSHING					RECEIVING				
				ATT	YDS	AVG	LG	TD	REC	YDS	AVG	LG	TD
2024	MIAMI	15	1	68	249	3.7	20	0	3	8	2.7	6	0
2025	MIAMI	0	0	0	0	0.0	-	0	0	0	0.0	-	0
NFL TOTALS		15	1	68	249	3.7	20	0	3	8	2.7	6	0

JAYLEN WRIGHT'S NFL REGULAR SEASON RETURNING STATS												
YEAR	TEAM	KICKOFF RETURN					PUNT RETURN					
		KR	YDS	AVG	LG	TD	PR	FC	YDS	AVG	LG	TD
2024	MIAMI	1	29	29.0	29	0	0	0	0	0.0	-	0
NFL TOTALS		1	29	29.0	29	0	0	0	0	0.0	-	0

SINGLE-GAME CAREER HIGHS

Rushes:	13	at New England, 10/6/24
Rushing Yards:	86	at New England, 10/6/24
Longest Rush:	20	vs. Tennessee, 9/30/24
Kickoff Returns:	1	vs. Las Vegas, 11/17/24
Kickoff Return Yards:	29	vs. Las Vegas, 11/17/24
Longest Kickoff Return:	29	vs. Las Vegas, 11/17/24

2024 GAME-BY-GAME STATS (MIAMI)

DATE	OPPONENT	P/S	ATT	YDS	AVG	LG	TD
09/08	JACKSONVILLE		INACTIVE				
09/12	BUFFALO	1/0	5	4	0.8	8	0
09/22	at Seattle	1/1	2	17	8.5	9	0
09/30	TENNESSEE	1/0	9	32	3.6	20	0
10/06	at New England	1/0	13	86	6.6	17	0
10/20	at Indianapolis	1/0	5	33	6.6	19	0
10/27	ARIZONA	1/0	2	18	9.0	12	0
11/03	at Buffalo	1/0	6	18	3.0	7	0
11/11	at L.A. Rams	1/0	5	3	0.6	5	0
11/17	LAS VEGAS	1/0	5	4	0.8	5	0
11/24	NEW ENGLAND	1/0	7	28	4.0	12	0
11/28	at Green Bay	1/0	0	0	0.0	-	0
12/08	N.Y. JETS	1/0	2	7	3.5	5	0
12/15	at Houston	1/0	1	3	3.0	3	0
12/22	SAN FRANCISCO		DID NOT PLAY				
12/29	at Cleveland	1/0	0	0	0.0	-	0
01/05	at N.Y. Jets	1/0	6	-4	-0.7	8	0
2024 TOTALS		15/1	68	249	3.7	20	0

2025 GAME-BY-GAME STATS (MIAMI)

DATE	OPPONENT	P/S	ATT	YDS	AVG	LG	TD
09/07	at Indianapolis		INACTIVE				
09/14	NEW ENGLAND						
09/18	at Buffalo						
09/29	N.Y. JETS						
10/05	at Carolina						
10/12	L.A. CHARGERS						
10/19	at Cleveland						
10/26	at Atlanta						
10/30	BALTIMORE						
11/09	BUFFALO						
11/16	WASHINGTON						
11/30	NEW ORLEANS						
12/07	at N.Y. Jets						
12/15	at Pittsburgh						
12/21	CINCINNATI						
12/28	TAMPA BAY						
TBD	at New England						
2025 TOTALS		0/0	0	0	0.0	-	0



INJURED RESERVE



ARTIE BURNS
#23 • Cornerback



YODNY CAJUSTE
#63 • Offensive Line



JALIN CONYERS
#47 • Tight End



OBINNA EZE
#62 • Offensive Line



GERMAIN IFEDI
#62 • Offensive Line



KADER KOHOU
#4 • Cornerback



JASON MAITRE
#43 • Cornerback



ALEXANDER MATTISON
#8 • Running Back



ANDREW MEYER
#60 • Offensive Line



JASON SANDERS
#7 • Kicker

RESERVE/NFI



CAM SMITH
#24 • Cornerback

RESERVE/PUP



LIAM EICHENBERG
#74 • Offensive Line

PRACTICE SQUAD



CORNELL ARMSTRONG
#38 • Cornerback



QUINTON BELL
#56 • Linebacker



JORDAN COLBERT
#43 • Safety



BRAEDEN DANIELS
#66 • Offensive Line



GREG DULCICH
#85 • Tight End



JaMYCAL HASTY
#37 • Running Back



AJ HENNING
#88 • Wide Receiver



ALEX HUNTLEY
#96 • Defensive Tackle



ISAIAH JOHNSON
#46 • Cornerback



DERRICK MCLENDON
#59 • Linebacker



RILEY PATTERSON
#47 • Kicker



JOSH PRIEBE
#68 • Offensive Line



HAYDEN RUCCI
#87 • Tight End



JOHN SAUNDERS JR.
#35 • Safety



THEO WEASE JR.
#81 • Wide Receiver



JEFF WILSON JR.
#34 • Running Back



HISTORY & RECORDS



INDIVIDUAL RECORDS

The following individual records relate solely to service with the Miami Dolphins. They include National Football League regular-season statistics only – with the exception of those single-game records marked by “*” or “**.”

* Playoff game **Super Bowl

1966-77: 14 games 1983-86: 16 games 1978-81: 16 games 1987: 15 games 1982: 9 games 1988-2020: 16 games 2021-Present: 17 games

SERVICE

MOST SEASONS

17	Dan Marino (1983-99)
15	Bob Kuechenberg (1970-84)
14	Bob Griese (1967-80)
14	Don Strock (1974-87)
14	John Denney (2005-18)
13	Nat Moore (1974-86)
13	Jason Taylor (1997-2007, 2009, 2011)
12	Larry Little (1969-80)
12	Ed Newman (1973-84)
12	Bruce Hardy (1978-89)
12	Jim Jensen (1981-92)
12	Zach Thomas (1996-2007)

MOST GAMES PLAYED

242	Dan Marino (1983-99)
224	John Denney (2005-18)
204	Jason Taylor (1997-2007, 2009, 2011)
196	Bob Kuechenberg (1970-84)
183	Nat Moore (1974-86)
168	Zach Thomas (1996-2007)
167	Ed Newman (1973-85)
166	Vern Den Herder (1971-82)
164	Jim Jensen (1981-92)
164	Richmond Webb (1990-00)
163	Don Strock (1974-87)
161	Bob Griese (1967-80)
159	Larry Little (1969-80)
157	Tim Bowens (1994-04)
156	Tim Ruddy (1994-03)
155	Olindo Mare (1997-2006)
151	Bruce Hardy (1978-89)

MOST CONSECUTIVE GAMES PLAYED

224	John Denney (1st in 2005 through 16th in 2018)
130	Jason Taylor (15th in 1999 through 16th in 2007)
128	Jim Langer (10th in 1970 through 9th in 1979)
128	Brandon Fields (1st in 2007 through 16th in 2014)
127	Garo Yepremian (2nd in 1970 through 16th in 1978)
125	Bob Baumhower (1st in 1977 through 14th in 1984)
118	Richmond Webb (3rd in 1991 through 8th in 1998)
116	Olindo Mare (1st in 1997 through 4th in 2004)
116	Jason Sanders (1st in 2018 through 17th in 2024)
107	Dwight Stephenson (1st in 1980 through 2nd in 1987)

MOST STARTS

240	Dan Marino (1983-99)
186	Jason Taylor (1997-2007, 2009, 2011)
176	Bob Kuechenberg (1970-84)
168	Zach Thomas (1996-2007)
162	Richmond Webb (1990-2000)
155	Tim Bowens (1994-04)
152	Bob Griese (1967-80)
152	Larry Little (1969-80)
144	Vern Den Herder (1971-82)
140	Tim Ruddy (1994-2003)

MOST CONSECUTIVE STARTS

130	Jason Taylor (15th in 1999 through 16th in 2007)
118	Richmond Webb (3rd in 1991 through 8th in 1998)
109	Jim Langer (1st in 1972 through 9th in 1979)
95	Dan Marino (6th in 1987 through 5th in 1993)
92	Tim Bowens (3rd in 1994 through 14th in 1999)
91	Norm Evans (3rd in 1969 through 9th in 1975)
87	Dick Anderson (12th in 1968 through 14th in 1974)
87	Vernon Carey (7th in 2005 through 12th in 2010)
86	Bob Baumhower (1st in 1977 through 8th in 1982)
84	Jake Scott (1st in 1970 through 14th in 1975)
81	Vern Den Herder (1st in 1972 through 11th in 1977)
81	Jeff Cross (16th in 1988 through 16th in 1993)
81	Keith Sims (11th in 1991 through 11th in 1996)
80	Randy McMichael (1st in 2002 through 16th in 2006)

MOST PRO BOWLS

9	Dan Marino (1983-87, 1991-92, 1994-95)
7	Richmond Webb (1990-96)
7	Zach Thomas (1999-2003, 2005-06)
6	Bob Griese (1970-71, 1973-74, 1977-78)
6	Jim Langer (1973-78)
6	Bob Kuechenberg (1974-75, 1977-78, 1982-83)
6	Jason Taylor (2000, 2002, 2004-07)
5	Larry Csonka (1970-74)
5	Paul Warfield (1970-74)
5	Jake Scott (1971-75)
5	Bob Baumhower (1979, 1981-84)
5	Dwight Stephenson (1983-87)
5	John Offerdahl (1986-90)
5	Mark Clayton (1984-86, 1988, 1991)
5	Cameron Wake (2010, 2012-14, 2016)

MOST CONSECUTIVE PRO BOWLS

7	Richmond Webb (1990-96)
6	Jim Langer (1973-78)
5	Larry Csonka (1970-74)
5	Paul Warfield (1970-74)
5	Jake Scott (1971-75)
5	Dan Marino (1983-87)
5	Dwight Stephenson (1983-87)
5	John Offerdahl (1986-90)
5	Zach Thomas (1999-2003)

MOST PRO BOWL STARTS

7	Dan Marino (1983-86, 1992, 1994-95)
5	Jim Langer (1973-77)
5	Jason Taylor (2000, 2002, 2004-06)
4	Dwight Stephenson (1983-86)
4	John Offerdahl (1986, 1988-90)
4	Richmond Webb (1992-95)
4	Cameron Wake (2010, 2012, 2014, 2016)
3	Larry Little (1972-74)
3	Jake Scott (1972-73, 1975)
3	Bob Baumhower (1979, 1981, 1983)
3	Sam Madison (1999-2001)
3	Zach Thomas (1999, 2002, 2006)
3	Jake Long (2009-11)
3	Xavien Howard (2018, 20-21)



INDIVIDUAL RECORDS

MOST CONSECUTIVE PRO BOWL STARTS

- 5 Jim Langer (1973-77)
- 4 Dwight Stephenson (1983-86)
- 4 Dan Marino (1983-86)
- 4 Richmond Webb (1992-95)
- 3 Larry Little (1972-74)
- 3 John Offerdahl (1988-90)
- 3 Sam Madison (1999-2001)
- 3 Jason Taylor (2004-06)
- 3 Jake Long (2009-11)

SCORING

MOST POINTS

CAREER

- 1,048 Olindo Mare (1997-06), 313 XPs, 245 FGs
- 830 Garo Yepremian (1970-78), 335 XPs, 165 FGs
- 826 Jason Sanders (2018-24), 259 XPs, 187 FGs, 1 TD**
- 774 Pete Stoyanovich (1989-95), 246 XPs, 176 FGs
- 540 Uwe von Schamann (1979-84), 237 XPs, 101 FGs

SEASON

- 144 Olindo Mare (1999), 27 XPs, 39 FGs
- 144 Jason Sanders (2020), 36 XPs, 36 FGs**
- 137 Jason Sanders (2024), 26 XPs, 37 FGs**
- 130 Jason Sanders (2023), 58 XPs, 24 FGs**
- 128 Caleb Sturgis (2014), 41 XPs, 29 FGs

GAME

- 24 Paul Warfield (12/15/73 vs. Detroit), 4 TDs
- 24 Mark Ingram (11/27/94 at N.Y. Jets), 4 TDs
- 24 Ronnie Brown (9/21/08 at New England), 4 TDs
- 24 De'Von Achane (9/24/23 vs. Denver), 4 TDs**
- 24 Raheem Mostert (9/24/23 vs. Denver), 4 TDs

MOST POINTS BY A ROOKIE

SEASON

- 116 Fuad Reveiz (1985), 50 XPs, 22 FGs
- 111 Caleb Sturgis (2013), 33 XPs, 26 FGs
- 103 Dan Carpenter (2008), 40 XPs, 21 FGs

MOST CONSECUTIVE GAMES SCORING POINTS

- 121 Garo Yepremian (8th in 1970 through 16th in 1978)

MOST TOUCHDOWNS

CAREER

- 82 Mark Clayton (1983-92), 81 pass, 1 ret.
- 75 Nat Moore (1974-86), 74 pass, 1 run
- 59 Mark Duper (1982-92), 59 pass
- 57 Larry Csonka (1968-74, 1979), 53 run, 4 pass
- 54 Ricky Williams (2002-03, 2005, 2007-10), 48 run, 6 pass

SEASON

- 21 Raheem Mostert (2023) 18 run, 3 pass
- 18 Mark Clayton (1984), 18 pass
- 17 Ricky Williams (2002), 16 run, 1 pass
- 16 Karim Abdul-Jabbar (1997), 15 run, 1 pass
- 16 Lamar Smith (2000), 14 run, 2 pass

GAME

- 4 Paul Warfield (12/15/73 vs. Detroit), 4 pass
- 4 Mark Ingram (11/27/94 at N.Y. Jets), 4 pass
- 4 Ronnie Brown (9/21/08 at New England), 4 run

- 4 De'Von Achane (9/24/23 vs. Denver), 2 run, 2 pass**

- 4 Raheem Mostert (9/24/23 vs. Denver), 3 run, 1 pass

MOST TOUCHDOWNS BY A ROOKIE

SEASON

- 13 Ron Davenport (1985), 11 run, 2 pass
- 11 Karim Abdul-Jabbar (1996), 11 run
- 11 De'Von Achane (2023), 8 run, 3 pass**
- 8 Andra Franklin (1981), 7 run, 1 pass
- 7 Larry Csonka (1968), 6 run, 1 pass
- 7 Troy Stradford (1987), 6 run, 1 pass
- 7 Chris Chambers (2001), 7 pass
- 7 Jaylen Waddle (2021), 1 run, 6 pass**

GAME

- 4 De'Von Achane (9/24/23 vs. Denver), 2 run, 2 pass**

- 3 Ronald Scott (10/11/87 vs. Kansas City), 3 run
- 3 Troy Stradford (12/7/87 vs. N.Y. Jets), 3 run
- 3 Sammie Smith (12/10/89 vs. New England), 3 run

MOST CONSECUTIVE GAMES SCORING A TOUCHDOWN

- 6 Paul Warfield (4th through 9th in 1971)
- 6 Mark Clayton (13th through 16th in 1988 and 2nd through 3rd in 1989)
- 6 Ricky Williams (16th in 2002 and 1st through 5th in 2003)

MOST FIELD GOALS

CAREER

- 245 Olindo Mare (1997-06), 303 att.
- 187 Jason Sanders (2018-24), 221 att.**
- 176 Pete Stoyanovich (1989-95), 222 att.
- 165 Garo Yepremian (1970-78), 242 att.
- 127 Dan Carpenter (2008-12), 155 att.

SEASON

- 39 Olindo Mare (1999), 46 att.w
- 37 Jason Sanders (2024), 41 att.**
- 36 Jason Sanders (2020), 39 att.**
- 31 Pete Stoyanovich (1991), 37 att.
- 30 Pete Stoyanovich (1992), 37 att.
- 30 Dan Carpenter (2010), 41 att.

GAME

- 7 Jason Sanders (12/8/19 at N.Y. Jets), 8 att.**
- 6 Olindo Mare (10/17/99 at New England), 6 att.
- 5 Garo Yepremian (9/26/71 at Buffalo), 6 att.
- 5 Olindo Mare (12/31/06 at Indianapolis), 5 att.
- 5 Dan Carpenter (10/24/10 vs. Pittsburgh), 5 att.
- 5 Dan Carpenter (10/31/10 at Cincinnati), 5 att.
- 5 Jason Sanders (10/4/20 vs. Seattle), 5 att.**
- 5 Jason Sanders (10/11/20 at San Francisco), 5 att.**
- 5 Jason Sanders (12/24/23 vs. Dallas), 5 att.**
- 5 Jason Sanders (12/22/24 vs. San Francisco), 5 att.**

MOST FIELD GOALS BY A ROOKIE

SEASON

- 26 Caleb Sturgis (2013), 34 att.
- 22 Fuad Reveiz (1985), 27 att.
- 21 Uwe von Schamann (1979), 29 att.
- 21 Dan Carpenter (2008), 25 att.



INDIVIDUAL RECORDS

GAME

- 4 Dan Carpenter (11/2/08 at Denver), 4 att.
- 4 Jason Sanders (11/11/18 at Green Bay), 4 att.**
- 3 16 times (last – Jason Sanders, 10/25/18 at Houston)

MOST CONSECUTIVE GAMES SCORING A FIELD GOAL

- 20 Garo Yepremian (10th in 1970 through 1st in 1972)
- 20 Olindo Mare (7th in 1998 through 10th in 1999)

MOST CONSECUTIVE FIELD GOALS

- 27 Jason Sanders (7th through 18th in 2024)**
- 22 Jason Sanders (16th in 2019 through 9th in 2020)**
- 19 Olindo Mare (3rd through 7th in 1999)
- 17 Dan Carpenter (2nd through 12th in 2009)
- 16 Garo Yepremian (8th through 16th in 1978)
- 16 Olindo Mare (7th through 16th in 2000)

HIGHEST FIELD GOAL PERCENTAGE

CAREER (min: 50 att.)

- 84.6 Jason Sanders (2018-24), 187 of 221**
- 81.9 Dan Carpenter (2008-12), 127 of 155
- 80.9 Olindo Mare (1997-06), 245 of 303
- 79.3 Pete Stoyanovich (1989-95), 176 of 222
- 77.5 Caleb Sturgis (2013-14), 55 of 71

SEASON (min: 15 att.)

- 92.3 Jason Sanders (2020), 36 of 39**
- 91.3 Jay Feely (2007), 21 of 23
- 91.3 Cody Parkey (2017), 21 of 23
- 90.5 Olindo Mare (2001), 19 of 21
- 90.3 Olindo Mare (2000), 28 of 31

LONGEST FIELD GOALS

- 60 Dan Carpenter (12/5/10 vs. Cleveland)
- 59 Pete Stoyanovich (11/12/89 at N.Y. Jets)
- *58 Pete Stoyanovich (1/5/91 vs. Kansas City)
- 58 Dan Carpenter (1/11/12 vs. N.Y. Jets)
- 57 Jason Sanders (12/24/23 vs. Dallas)**
- 57 Jason Sanders (12/8/24 vs. N.Y. Jets)**

LONGEST FIELD GOALS BY A ROOKIE

- 59 Pete Stoyanovich (11/12/89 at N.Y. Jets)
- 54 Caleb Sturgis (9/15/13 at Indianapolis)
- 53 Uwe von Schamann (10/21/79 at New England)
- 53 Andrew Franks (10/25/15 vs. Houston)
- 52 Caleb Sturgis (10/27/13 at New England)

MOST POINTS AFTER TOUCHDOWN

CAREER

- 335 Garo Yepremian (1970-78), 351 att.
- 313 Olindo Mare (1997-06), 318 att.
- 259 Jason Sanders (2018-24), 266 att.**

SEASON

- 66 Uwe von Schamann (1984), 70 att.
- 58 Jason Sanders (2023), 59 att.**
- 52 Fuad Reveiz (1986), 55 att.

GAME

- 10 Jason Sanders (9/24/23 vs. Denver), 10 att.**
- 7 Garo Yepremian (11/12/72 vs. New England), 7 att.
- 7 Garo Yepremian (11/24/77 at St. Louis), 8 att.

- 7 Pete Stoyanovich (9/3/95 vs. N.Y. Jets), 7 att.
- 7 Olindo Mare (9/8/02 vs. Detroit), 7 att.

MOST POINTS AFTER TOUCHDOWN BY A ROOKIE SEASON

- 50 Fuad Reveiz (1985), 52 att.
- 40 Dan Carpenter (2008), 40 att.
- 38 Pete Stoyanovich (1989), 39 att.

MOST CONSECUTIVE POINTS AFTER TOUCHDOWN

- 110 Garo Yepremian (7th in 1972 to 2nd in 1975)
- 110 Pete Stoyanovich (16th in 1992 to 16th in 1995)

HIGHEST POINT AFTER TOUCHDOWN PCT. CAREER (min: 150 att.)

- 99.4 Dan Carpenter (2008-12), 154 of 155
- 98.43 Olindo Mare (1997-06), 313 of 318
- 98.40 Pete Stoyanovich (1989-95), 246 of 250
- 96.6 Jason Sanders (2018-24), 259 of 268**
- 95.3 Fuad Reveiz (1985-88), 161 of 169

MOST TWO-POINT CONVERSIONS CAREER

- 2 Irving Fryar (1993-95), 2 pass
- 2 Marty Booker (2004-07), 2 pass
- 2 Jarvis Landry (2014-16), 2 pass
- 2 Preston Williams (2019-21), 2 pass
- 2 Jaylen Waddle (2021-24), 2 pass**

SEASON

- 2 Irving Fryar (1994), 2 pass
- 2 Marty Booker (2006), 2 pass
- 2 Preston Williams (2020), 2 pass
- 2 Jaylen Waddle (2024), 2 pass**

RUSHING

MOST RUSHING YARDS

CAREER

- 6,737 Larry Csonka (1968-74, 1979), 1,506 att.
- 6,436 Ricky Williams (2002-03, 2005, 2007-10), 1,509 att.
- 4,815 Ronnie Brown (2005-10), 1,128 att.
- 3,877 Mercury Morris (1969-75), 754 att.
- 3,644 Jim Kiick (1968-74), 997 att.

SEASON

- 1,853 Ricky Williams (2002), 4.8 per carry
- 1,372 Ricky Williams (2003), 3.5 per carry
- 1,272 Jay Ajayi (2016), 4.9 per carry
- 1,258 Delvin Williams (1978), 4.6 per carry
- 1,139 Lamar Smith (2000), 3.7 per carry
- 1,121 Ricky Williams (2009), 4.7 per carry
- 1,117 Larry Csonka (1972), 5.2 per carry
- 1,116 Karim Abdul-Jabbar (1996), 3.6 per carry
- 1,099 Lamar Miller (2014), 5.1 per carry
- 1,086 Reggie Bush (2011), 5.0 per carry
- 1,051 Larry Csonka (1971), 5.4 per carry
- 1,012 Raheem Mostert (2023), 4.8 per carry
- 1,008 Ronnie Brown (2006), 4.2 per carry
- 1,003 Larry Csonka (1973), 4.6 per carry
- 1,000 Mercury Morris (1972), 5.3 per carry



INDIVIDUAL RECORDS

GAME

228	Ricky Williams (12/1/02 at Buffalo), 27 att.
216	Ricky Williams (12/9/02 vs. Chicago), 31 att.
214	Jay Ajayi (10/23/16 vs. Buffalo), 28 att.
*209	Lamar Smith (12/30/00 vs. Indianapolis), 40 att.
206	Jay Ajayi (12/24/16 at Buffalo), 32 att.
204	Jay Ajayi (10/16/16 vs. Pittsburgh), 25 att.
203	Reggie Bush (12/18/11 at Buffalo), 25 att.
203	De'Von Achane (9/24/23 vs. Denver), 18 att.

MOST RUSHING YARDS BY A ROOKIE

SEASON

1,116	Karim Abdul-Jabbar (1996), 3.6 per carry
907	Ronnie Brown (2005), 4.4 per carry
800	De'Von Achane (2023), 7.8 per carry
711	Andra Franklin (1981), 3.5 per carry
659	Sammie Smith (1989), 3.3 per carry

GAME

203	De'Von Achane (9/24/23 vs. Denver), 18 att.
169	Troy Stradford (11/22/87 at Dallas), 17 att.
152	Karim Abdul-Jabbar (12/22/96 at N.Y. Jets), 30 att.
151	De'Von Achane (10/8/22 vs. N.Y. Giants), 11 att.
140	Leroy Harris (12/5/77 vs. Baltimore), 17 att.

MOST RUSHING ATTEMPTS

CAREER

1,509	Ricky Williams (2002-03, 2005, 2007-10)
1,506	Larry Csonka (1968-74, 1979)
1,128	Ronnie Brown (2005-10)
997	Jim Kiick (1968-74)
888	Karim Abdul-Jabbar (1996-99)

SEASON

392	Ricky Williams (2003)
383	Ricky Williams (2002)
313	Lamar Smith (2001)
309	Lamar Smith (2000)
307	Karim Abdul-Jabbar (1996)

GAME

42	Ricky Williams (9/21/03 vs. Buffalo), 153 yards
*40	Lamar Smith (12/30/00 vs. Indianapolis), 209 yards
36	Ricky Williams (10/6/02 vs. New England), 105 yards
36	Ricky Williams (11/16/03 vs. Baltimore), 105 yards
34	Ricky Williams (9/14/03 at N.Y. Jets), 125 yards
**33	Larry Csonka (1/13/74 vs. Minnesota), 145 yards
33	Karim Abdul-Jabbar (9/20/98 vs. Pittsburgh), 108 yards

MOST RUSHING ATTEMPTS BY A ROOKIE

SEASON

307	Karim Abdul-Jabbar (1996)
207	Ronnie Brown (2005)
201	Andra Franklin (1981)
200	Sammie Smith (1989)
165	Jim Kiick (1968)
165	Daniel Thomas (2011)

GAME

31	J.J. Johnson (11/21/99 vs. New England), 106 yards
30	Troy Stradford (12/7/87 vs. N.Y. Jets), 120 yards
30	Karim Abdul-Jabbar (12/22/96 at N.Y. Jets), 152 yards
29	Karim Abdul-Jabbar (11/3/96 at New England), 104 yards
27	Karim Abdul-Jabbar (12/16/96 vs. Buffalo), 76 yards

MOST RUSHING TOUCHDOWNS

CAREER

53	Larry Csonka (1968-74, 1979)
48	Ricky Williams (2002-03, 2005, 2007-10)
36	Ronnie Brown (2005-10)
33	Karim Abdul-Jabbar (1996-99)
29	Mercury Morris (1969-75)

SEASON

18	Raheem Mostert (2023)
16	Ricky Williams (2002)
15	Karim Abdul-Jabbar (1997)
14	Lamar Smith (2000)
12	Mercury Morris (1972)
12	Don Nottingham (1975)
12	Larry Csonka (1979)

GAME

4	Ronnie Brown (9/21/08 at New England), 2,15,5,6,2
3	Jim Kiick (12/20/70 vs. Buffalo), 4,2,2
3	Mercury Morris (11/12/72 vs. New England), 4,4,6
3	Mercury Morris (9/30/73 vs. New England), 24,70,35
*3	Larry Csonka (12/30/73 vs. Oakland), 11,2,2
3	Don Nottingham (11/3/74 vs. Atlanta), 1,2,1
3	Don Nottingham (10/5/75 at Green Bay), 11,1,1,1
3	Don Nottingham (10/26/75 at Buffalo), 1,1,1
3	Larry Csonka (9/23/79 vs. Chicago), 12,9,1
3	Larry Csonka (11/29/79 vs. New England), 1,1,1
3	Ronald Scott (10/11/87 vs. Kansas City), 2,4,3
3	Troy Stradford (12/7/87 vs. N.Y. Jets), 1,1,1
3	Sammie Smith (12/10/89 vs. New England), 1,7,2
3	Bernie Parmalee (12/25/94 vs. Detroit), 1,1,6
3	Karim Abdul-Jabbar (10/19/97 at Baltimore), 5,5,6
3	Karim Abdul-Jabbar (11/23/97 at New England), 1,1,1
3	Ricky Williams (10/25/09 vs. New Orleans), 4,68,4
3	Raheem Mostert (9/24/23 vs. Denver) 20,3,1

MOST RUSHING TOUCHDOWNS BY A ROOKIE

SEASON

11	Ron Davenport (1985)
11	Karim Abdul-Jabbar (1996)
8	De'Von Achane (2023)
7	Andra Franklin (1981)
6	Larry Csonka (1968)
6	Troy Stradford (1987)
6	Sammie Smith (1989)

GAME

3	Ronald Scott (10/11/87 vs. Kansas City)
3	Troy Stradford (12/7/87 vs. N.Y. Jets)
3	Sammie Smith (12/10/89 vs. New England)

MOST CONSECUTIVE GAMES WITH A RUSHING TD

5	Mercury Morris (6th through 10th in 1972)
5	Don Nottingham (2nd through 6th in 1975)
5	Pete Johnson (8th through 12th in 1984)
5	Karim Abdul-Jabbar (10th through 14th in 1997)

HIGHEST RUSHING AVERAGE

CAREER (min: 300 att.)

5.6	De'Von Achane (2023-25), 313 att.
5.1	Mercury Morris (1969-75), 754 att.
4.8	Tony Nathan (1979-87), 732 att.
4.7	Reggie Bush (2011-12), 443 att.
4.6	Kenyan Drake (2016-19), 333 att.



INDIVIDUAL RECORDS

SEASON (min: 100 att.)

7.8	De'Von Achane (2023), 103/800 yards
6.4	Mercury Morris (1973), 149/954 yards
5.4	Larry Csonka (1971), 195/1,051 yards
5.32	Tony Nathan (1981), 147/782 yards
5.26	Mercury Morris (1972), 190/1,000 yards

GAME (min: 10 att.)

13.7	De'Von Achane (10/8/23 vs. N.Y. Giants) 11/151
13.1	Mercury Morris (9/30/73 vs. New England) 15/197
12.6	Abner Haynes (9/17/67 vs. Denver), 12/151
12.6	Delvin Williams (11/9/80 at Los Angeles), 12/151

MOST 100-YARD RUSHING GAMES

CAREER

24	Ricky Williams (2002-03, 2005, 2007-10)
15	Larry Csonka (1968-74, 1979)
15	Ronnie Brown (2005-10)
10	Mercury Morris (1969-75)
9	Karim Abdul-Jabbar (1996-99)

SEASON

10	Ricky Williams (2002)
7	Ricky Williams (2003)
5	Delvin Williams (1978)
5	Reggie Bush (2011)
4	Larry Csonka (1972)
4	Karim Abdul-Jabbar (1996)
4	Lamar Smith (2000)
4	Ronnie Brown (2006)
4	Ronnie Brown (2007)
4	Ricky Williams (2009)
4	Jay Ajayi (2016)
4	De'Von Achane (2023)

MOST 100-YARD RUSHING GAMES BY A ROOKIE

4	Karim Abdul-Jabbar (1996)
4	De'Von Achane (2023)
3	Benny Malone (1974)
3	Troy Stradford (1987)
2	Jim Kiick (1968)
2	Leroy Harris (1977)
2	Ronnie Brown (2005)

MOST CONSECUTIVE 100-YARD RUSHING GAMES

5	Ricky Williams (10th through 14th in 2002)
4	Ronnie Brown (3rd through 6th in 2007)
4	Reggie Bush (12th through 15th in 2011)
3	Ricky Williams (1st through 3rd in 2002)
3	Ricky Williams (10th through 12th in 2003)
3	Ricky Williams (9th through 11th in 2009)
3	Jay Ajayi (6th through 8th in 2016)
3	De'Von Achane (3rd through 5th in 2023)
2	Larry Csonka (11th through 12th in 1970)
2	Benny Malone (7th through 8th in 1974)
2	Don Nottingham (2nd through 3rd in 1975)
2	Mercury Morris (5th through 6th in 1975)
2	Benny Malone (7th through 8th in 1976)
2	Benny Malone (4th through 5th in 1977)
2	Andra Franklin (5th through 6th in 1982)
2	Mark Higgs (1st through 2nd in 1991)
2	Bernie Parmalee (7th through 8th in 1994)
2	Ricky Williams (2nd through 3rd in 2003)
2	Ricky Williams (14th through 15th in 2003)

2	Ricky Williams (15th through 16th in 2005)
2	Ronnie Brown (15th through 16th in 2006)
2	Ronnie Brown (3rd through 4th in 2008)
2	Lamar Miller (5th through 6th in 2015)
2	Kenyan Drake (12th through 13th in 2017)

LONGEST RUNS FROM SCRIMMAGE

97t	Lamar Miller (12/28/14 vs. N.Y. Jets)
85t	Lamar Miller (10/25/15 vs. Houston)
77t	Leroy Harris (12/5/77 vs. Baltimore)
77t	Keith Byars (11/25/93 at Dallas)
76t	Reggie Bush (12/18/11 at Buffalo)
76t	De'Von Achane (10/8/23 vs. N.Y. Giants)
75t	Kalen Ballage (12/16/18 at Minnesota)
71t	Jerris McPhail (10/27/97 vs. Chicago)
70t	Mercury Morris (9/30/73 vs. New England)
70	Mercury Morris (11/15/73 at Cleveland)
69	Damien Williams (10/19/17 vs. Tampa Bay)
68t	Lamar Smith (10/23/00 at N.Y. Jets)
68t	James McKnight (10/5/03 at N.Y. Giants)
68t	Ricky Williams (10/25/09 vs. New Orleans)
67	Raheem Mostert (12/17/22 at Buffalo)
67t	De'Von Achane (9/24/23 vs. Denver)
66t	Benny Malone (10/9/77 at Baltimore)
66t	Kenyan Drake (11/13/17 at Carolina)
65t	Abner Haynes (9/17/67 vs. Denver)
65t	Gary Davis (9/17/78 vs. Buffalo)
65	Delvin Williams (11/9/80 at Los Angeles)
65t	Ronnie Brown (10/21/05 vs. Kansas City)
65t	Reggie Bush (9/16/12 vs. Oakland)
64	Ron Davenport (12/18/88 at Pittsburgh)
63	Norm Bulaich (9/10/78 at Baltimore)
63t	Ricky Williams (12/9/02 vs. Chicago)
62t	Ronnie Brown (9/21/08 at New England)
62t	Jay Ajayi (10/16/16 vs. Pittsburgh)
61	Chris Chambers (9/11/05 vs. Denver)
61	De'Von Achane (1/5/25 at N.Y. Jets)
60t	Gary Davis (12/17/77 vs. Buffalo)
60	Ronnie Brown (9/30/07 vs. Oakland)

PASSING

MOST PASSING YARDS

CAREER

61,361	Dan Marino (1983-99)
25,092	Bob Griese (1967-80)
20,434	Ryan Tannehill (2012-18)
15,620	Tua Tagovailoa (2020-25)
11,040	Jay Fiedler (2000-04)

SEASON

5,084	Dan Marino (1984)
4,746	Dan Marino (1986)
4,624	Tua Tagovailoa (2023)
4,453	Dan Marino (1994)
4,434	Dan Marino (1988)
4,208	Ryan Tannehill (2015)

GAME

521	Dan Marino (10/23/88 vs. N.Y. Jets), 35 of 60
473	Dan Marino (9/4/94 vs. New England), 23 of 42
470	Dan Marino (12/2/84 vs. L.A. Raiders), 35 of 57
469	Tua Tagovailoa (9/18/22 at Baltimore), 36 of 50
466	Tua Tagovailoa (9/10/23 at L.A. Chargers), 28 of 45



INDIVIDUAL RECORDS

MOST PASSING YARDS BY A ROOKIE

SEASON

3,294	Ryan Tannehill (2012)
2,210	Dan Marino (1983)
2,005	Bob Griese (1967)

GAME

431	Ryan Tannehill (9/30/12 at Arizona), 26 of 41
361	Tua Tagovailoa (1/3/21 at Buffalo), 35 of 58
322	Dan Marino (10/9/83 vs. Buffalo), 19 of 29

MOST PASS ATTEMPTS

CAREER

8,358	Dan Marino (1983-99)
3,429	Bob Griese (1967-80)
2,911	Ryan Tannehill (2012-18)
2,060	Tua Tagovailoa (2020-25)
1,603	Jay Fiedler (2000-04)

SEASON

623	Dan Marino (1986), 378 completions
615	Dan Marino (1994), 385 completions
606	Dan Marino (1988), 354 completions
590	Ryan Tannehill (2014), 392 completions
588	Ryan Tannehill (2013), 355 completions

GAME

*64	Dan Marino (12/30/95 at Buffalo), 33 completions
62	Joey Harrington (10/22/06 vs. Green Bay), 33 completions
60	Dan Marino (10/23/88 vs. N.Y. Jets), 35 completions
60	Dan Marino (11/23/97 at New England), 38 completions
58	Ryan Tannehill (11/29/15 at N.Y. Jets), 33 completions
58	Tua Tagovailoa (1/3/21 at Buffalo), 35 completions

MOST PASS ATTEMPTS BY A ROOKIE

SEASON

484	Ryan Tannehill (2012), 282 completions
331	Bob Griese (1967), 166 completions
327	David Woodley (1980), 176 completions

GAME

58	Tua Tagovailoa (1/3/21 at Buffalo), 35 completions
48	Tua Tagovailoa (12/13/20 vs. Kansas City), 28 completions
*45	Skylar Thompson (1/15/23 at Buffalo), 18 completions

MOST PASS COMPLETIONS

CAREER

4,967	Dan Marino (1983-99)
1,926	Bob Griese (1967-80)
1,829	Ryan Tannehill (2012-18)
1,401	Tua Tagovailoa (2020-25)
936	Jay Fiedler (2000-04)

SEASON

392	Ryan Tannehill (2014), 590 att.
388	Tua Tagovailoa (2023), 560 att.
385	Dan Marino (1994), 615 att.
378	Dan Marino (1986), 623 att.
363	Ryan Tannehill (2015), 586 att.

GAME

39	Dan Marino (11/16/86 at Buffalo), 54 att.
38	Dan Marino (11/23/97 at New England), 60 att.
37	Tua Tagovailoa (11/28/24 at Green Bay), 46 att.
36	Tua Tagovailoa (9/18/22 at Baltimore), 50 att.

35	Dan Marino (12/2/84 vs. L.A. Raiders), 57 att.
35	Dan Marino (10/23/88 vs. N.Y. Jets), 60 att.
35	Dan Marino (12/3/95 vs. Atlanta), 50 att.
35	Chad Henne (12/27/09 vs. Houston), 55 att.
35	Ryan Tannehill (12/21/14 vs. Minnesota), 47 att.
35	Tua Tagovailoa (1/3/21 at Buffalo), 58 att.

MOST PASS COMPLETIONS BY A ROOKIE

SEASON

282	Ryan Tannehill (2012), 484 att.
186	Tua Tagovailoa (2020), 290 att.
176	David Woodley (1980), 327 att.

GAME

35	Tua Tagovailoa (1/3/21 at Buffalo), 58 att.
28	Tua Tagovailoa (12/13/20 vs. Kansas City), 48 att.
26	Ryan Tannehill (9/30/12 at Arizona), 41 att.
26	Tua Tagovailoa (12/6/20 vs. Cincinnati), 39 att.

MOST CONSECUTIVE PASS COMPLETIONS

25	Ryan Tannehill (10/18/15 at Tennessee through 10/25/15 vs. Houston)
21	Ryan Fitzpatrick (9/20/20 vs. Buffalo through 9/24/20 at Jacksonville)
19	Jay Cutler (10/22/17 vs. N.Y. Jets through 11/5/17 vs. Oakland)
17	Chad Pennington (12/7/08 at Buffalo through 12/14/08 vs. San Francisco)
17	Chad Henne (12/13/09 at Jacksonville)
17	Tua Tagovailoa (11/21/21 at N.Y. Jets through 11/28/21 vs. Carolina)
17	Tua Tagovailoa (9/24/23 vs. Denver)

MOST TOUCHDOWN PASSES

CAREER

420	Dan Marino (1983-99)
192	Bob Griese (1967-80)
123	Ryan Tannehill (2012-18)
101	Tua Tagovailoa (2020-25)
66	Jay Fiedler (2000-04)

SEASON

48	Dan Marino (1984) - 362 completions
44	Dan Marino (1986) - 378 completions
30	Dan Marino (1985) - 336 completions
30	Dan Marino (1994) - 385 completions
29	Tua Tagovailoa (2023) - 388 completions

GAME

6	Bob Griese (11/24/77 at St. Louis)
6	Dan Marino (9/21/86 at N.Y. Jets)
6	Tua Tagovailoa (9/18/22 at Baltimore)
5	Dan Marino (9/2/84 at Washington)
5	Dan Marino (12/8/85 at Green Bay)
5	Dan Marino (12/14/86 at L.A. Rams)
5	Dan Marino (11/27/88 at N.Y. Jets)
5	Dan Marino (9/4/94 vs. New England)
4	26 times (last - Tua Tagovailoa, 11/24/24 vs. New England)

MOST TOUCHDOWN PASSES BY A ROOKIE

SEASON

20	Dan Marino (1983) of 173 completions
15	Bob Griese (1967) of 166 completions
14	David Woodley (1980) of 176 completions



INDIVIDUAL RECORDS

GAME

4	John Stofa (12/18/66 vs. Houston)
3	Bob Griese (12/17/67 vs. New England)
3	David Woodley (11/9/80 at L.A. Rams)
3	David Woodley (12/14/80 at Baltimore)
3	Dan Marino (10/9/83 vs. Buffalo)
3	Dan Marino (10/16/83 at N.Y. Jets)
3	Dan Marino (11/28/83 vs. Cincinnati)

MOST CONSECUTIVE GAMES WITH A TD PASS

30	Dan Marino (10th in 1985 through 2nd in 1987 and 6th through 10th in 1987)
----	--

MOST PASSES HAD INTERCEPTED CAREER

252	Dan Marino (1983-99)
172	Bob Griese (1967-80)
75	Ryan Tannehill (2012-18)
63	Jay Fiedler (2000-04)
46	Tua Tagovailoa (2020-25)

SEASON

23	Dan Marino (1986), 623 att.
23	Dan Marino (1988), 606 att.
22	Dan Marino (1989), 550 att.
21	Dan Marino (1985), 567 att.
19	Jay Fiedler (2001), 450 att.
19	Chad Henne (2010), 490 att.

GAME

5	Bob Griese (12/23/67 vs. Houston), 41 att.
5	Rick Norton (11/23/69 vs. Houston), 26 att.
5	David Woodley (10/25/81 at Dallas), 37 att.
5	Kyle Mackey (10/18/87 at N.Y. Jets), 55 att.
5	Dan Marino (10/23/88 vs. N.Y. Jets), 60 att.
5	Dan Marino (11/25/99 at Dallas), 36 att.
5	A.J. Feeley (12/5/04 vs. Buffalo), 51 att.

MOST PASSES HAD INTERCEPTED AS A ROOKIE SEASON

18	Bob Griese (1967), 331 att.
17	David Woodley (1980), 327 att.
13	Ryan Tannehill (2012), 484 att.

GAME

5	Bob Griese (12/23/67 vs. Houston), 41 att.
3	Rick Norton (9/18/66 at Buffalo), 10 att.
3	Bob Griese (11/26/67 vs. Buffalo), 33 att.
3	David Woodley (9/28/80 vs. New Orleans), 15 att.
3	John Beck (12/2/07 vs. N.Y. Jets), 39 att.
3	Ryan Tannehill (9/9/12 at Houston), 36 att.
3	Ryan Tannehill (11/11/12 vs. Tennessee), 39 att.
3	Tua Tagovailoa (1/3/21 at Buffalo), 58 att.

MOST CONSECUTIVE GAMES STARTED WITH NO PASSES INTERCEPTED

5	Jay Fiedler (8th through 11th, 13th in 2000 – missed 12th in 2000)
5	Tua Tagovailoa (7th through 10th, 12th in 2020 – missed 11th in 2020)
5	Tua Tagovailoa (7th through 11th in 2022)
4	Bob Griese (5th through 8th in 1971)
4	Dan Marino (4th through 7th in 1997)
4	Ray Lucas (9th through 12th in 2002)
4	Ryan Tannehill (5th through 8th in 2012)

4	Ryan Tannehill (12th through 15th in 2012)
4	Ryan Tannehill (6th through 9th in 2016)
4	Tua Tagovailoa (12th through 15th in 2023)
4	Tua Tagovailoa (10th through 13th in 2024)

MOST CONSECUTIVE PASSES WITH NONE INTERCEPTED

204	Tua Tagovailoa (9th through 14th in 2024)
193	Tua Tagovailoa (4th, 7th through 12th in 2022 – missed 5th and 6th in 2022)
160	Ryan Tannehill (15th in 2014 through 3rd in 2015)
156	Dan Marino (3rd through 8th in 1997)
152	Tua Tagovailoa (5th through 13th in 2020)

LOWEST INTERCEPTION RATE CAREER (min: 250 att.)

1.63	Chad Pennington (2008-10), 9 of 552 att.
1.86	Cleo Lemon (2005-07), 7 of 377 att.
2.13	Tua Tagovailoa (2020-25), 46 of 2,060 att.
2.58	Ryan Tannehill (2012-18), 75 of 2,911 att.
2.63	Gus Frerotte (2005), 13 of 494 att.

SEASON (min: 150 att.)

1.47	Chad Pennington (2008), 7 of 476 att.
1.72	Tua Tagovailoa (2020), 5 of 290 att.
1.75	Tua Tagovailoa (2024), 7 of 399 att.
1.85	Damon Huard (1999), 4 of 216 att.
1.94	Cleo Lemon (2007), 6 of 309 att.

HIGHEST COMPLETION PERCENTAGE CAREER (min: 150 comp.)

68.0	Tua Tagovailoa (2020-25), 1,401 of 2,060 att.
67.6	Chad Pennington (2008-10), 373 of 552 att.
64.2	Ryan Fitzpatrick (2019-20), 494 of 769 att.
62.8	Ryan Tannehill (2012-18), 1,829 of 2,911 att.
62.0	Jay Cutler (2017), 266 of 429 att.

SEASON (min: 75 comp.)

72.9	Tua Tagovailoa (2024), 291 of 399 att.
69.3	Tua Tagovailoa (2023), 388 of 560 att.
68.5	Ryan Fitzpatrick (2020), 183 of 267 att.
67.8	Tua Tagovailoa (2021), 263 of 388 att.
67.4	Chad Pennington (2008), 321 of 476 att.
67.1	Ryan Tannehill (2016), 261 of 389 att.

GAME (min: 12 comp.)

94.7	Ryan Tannehill (10/25/15 vs. Houston), 18 of 19 att.
92.3	Bob Griese (12/18/78 vs. New England), 12 of 13 att.
90.0	Ryan Fitzpatrick (9/24/20 at Jacksonville), 18 of 20 att.
89.3	Tua Tagovailoa (11/3/24 vs. Buffalo), 25 of 28 att.
88.5	Tua Tagovailoa (9/24/23 vs. Denver), 23 of 26 att.

HIGHEST COMPLETION PERCENTAGE BY A ROOKIE SEASON (min: 75 comp.)

64.1	Tua Tagovailoa (2020), 186 of 290 att.
58.4	Dan Marino (1983), 173 of 296 att.
58.3	Ryan Tannehill (2012), 282 of 484 att.
53.8	David Woodley (1980), 176 of 327 att.

GAME (min: 12 comp.)

81.0	Bob Griese (10/22/67 vs. N.Y. Jets), 17 of 21 att.
78.6	Ryan Tannehill (12/6/12 vs. Jacksonville), 22 of 28 att.
77.3	Tua Tagovailoa (12/26/20 at Las Vegas), 17 of 22 att.



INDIVIDUAL RECORDS

HIGHEST PASSER RATING

CAREER (min: 250 att.)

97.4	Tua Tagovailoa (2020-25)
94.5	Chad Pennington (2008-10)
89.0	Ryan Fitzpatrick (2019-20)
87.0	Ryan Tannehill (2012-18)
86.4	Dan Marino (1983-99)

SEASON (min: 150 att.)

108.9	Dan Marino (1984)
105.5	Tua Tagovailoa (2022)
101.4	Tua Tagovailoa (2024)
101.1	Tua Tagovailoa (2023)
97.4	Chad Pennington (2008)

HIGHEST PASSER RATING BY A ROOKIE

SEASON (min: 150 att.)

96.0	Dan Marino (1983)
87.1	Tua Tagovailoa (2020)
76.1	Ryan Tannehill (2012)

HIGHEST PASS YARDS PER ATTEMPT

CAREER (min: 250 att.)

8.22	Earl Morrall (1972-76), 284/2,335 yards
7.58	Tua Tagovailoa (2020-25), 2,060/15,620 yards
7.40	Chad Pennington (2008-10), 552/4,085 yards
7.34	Dan Marino (1983-99), 8,358/61,361 yards
7.32	Bob Griese (1967-80), 3,429/25,092 yards

SEASON (min: 150 att.)

9.07	Earl Morrall (1972), 150/1,360
9.01	Dan Marino (1984), 564/5,084
8.87	Tua Tagovailoa (2022), 400/3,548
8.86	Bob Griese (1975), 191/1,693
8.26	Tua Tagovailoa (2023), 560/4,624

GAME (min: 20 att.)

*13.16	Dan Marino (1/6/85 vs. Pittsburgh), 32/421
12.57	Ryan Tannehill (9/23/18 vs. Oakland), 23/289
12.52	Earl Morrall (12/15/74 vs. New England), 23/288
12.50	Ryan Fitzpatrick (10/11/20 at San Francisco), 28/350
12.40	Tua Tagovailoa (12/25/22 vs. Green Bay), 25/310

MOST 300-YARD PASSING GAMES

CAREER

63	Dan Marino (1983-99)
16	Ryan Tannehill (2012-18)
16	Tua Tagovailoa (2020-24)
7	Chad Henne (2008-11)
7	Ryan Fitzpatrick (2019-20)
3	Bob Griese (1967-80)
3	Jay Fiedler (2000-04)
2	David Woodley (1980-83)
2	Steve DeBerg (1993)
2	Chad Pennington (2008-10)
1	John Stofa (1966-67, 1969-70)
1	Don Strock (1974-87)
1	Scott Mitchell (1990-93)
1	Bernie Kosar (1994-96)
1	A.J. Feeley (2004)
1	Gus Frerotte (2005)
1	Joey Harrington (2006)
1	Trent Green (2007)
1	Cleo Lemon (2007)
1	Jay Cutler (2017)
1	Brock Osweiler (2018)
1	Teddy Bridgewater (2022)

SEASON

9	Dan Marino (1984)
6	Dan Marino (1985)
6	Dan Marino (1986)
6	Dan Marino (1988)
6	Ryan Tannehill (2015)

MOST CONSECUTIVE 300-YARD PASSING GAMES

3	Dan Marino (14th through 16th in 1984)
3	Dan Marino (13th through 15th in 1988)
3	Dan Marino (11th through 13th in 1994)
3	Dan Marino (14th through 16th in 1998)
3	Tua Tagovailoa (11th through 13th in 2024)

LONGEST PASS PLAYS

86t	Bob Griese to Paul Warfield (11/14/71 vs. Pittsburgh)
85t	Dan Marino to Mark Duper (11/20/83 vs. Baltimore)
85t	Dan Marino to Mark Duper (11/2/86 vs. Houston)
84t	Tua Tagovailoa to Jaylen Waddle (12/25/22 vs. Green Bay)
80t	George Wilson, Jr. to Bo Roberson (10/23/66 at Houston)
80t	Dan Marino to Mark Duper (9/23/84 vs. Indianapolis)
80t	Dan Marino to Ferrell Edmunds (11/27/88 at N.Y. Jets)
80t	Dan Marino to Tony Martin (10/4/93 vs. Washington)
80t	Brian Griese to James McKnight (11/23/03 vs. Washington)
80t	Chad Pennington to Patrick Cobbs (10/12/08 at Houston)
80t	Ryan Tannehill to Brian Hartline (9/30/12 at Arizona)
80t	Tua Tagovailoa to Tyreek Hill (9/8/24 vs. Jacksonville)
79t	Bob Griese to Nat Moore (11/2/75 at Chicago)
78t	Dan Marino to Mark Clayton (11/12/89 at N.Y. Jets)
78t	Tua Tagovailoa to Tyreek Hill (12/3/23 at Washington)
77t	Scott Mitchell to Mark Ingram (10/31/93 vs. Kansas City)
77t	Ray Lucas to James McKnight (11/24/02 vs. San Diego)
77t	Sage Rosenfels to Chris Chambers (10/21/05 vs. Kansas City)
77t	Sage Rosenfels to Chris Chambers (1/2/05 at Baltimore)
**76t	David Woodley to Jimmy Cefalo (1/30/83 vs. Washington)
*75t	Bob Griese to Paul Warfield (1/2/72 vs. Baltimore)
75t	Ryan Tannehill to Kenny Stills (9/9/18 vs. Tennessee)
75t	Brock Osweiler to Albert Wilson (10/14/18 vs. Chicago)
75t	Tua Tagovailoa to Trent Sherfield (12/4/22 at San Francisco)

RECEIVING

MOST RECEPTIONS

CAREER

550	Mark Clayton (1983-92)
511	Mark Duper (1982-92)
510	Nat Moore (1974-86)
415	O.J. McDuffie (1993-00)
405	Chris Chambers (2001-07)

SEASON

119	Tyreek Hill (2023), 1,799 yards
119	Tyreek Hill (2022), 1,710 yards
112	Jarvis Landry (2017), 987 yards
110	Jarvis Landry (2015), 1,157 yards
104	Jaylen Waddle (2021), 1,015 yards

GAME

15	Chris Chambers (12/4/05 vs. Buffalo), 238 yards
13	Jarvis Landry (11/29/15 at N.Y. Jets), 165 yards
13	Jarvis Landry (9/17/17 at L.A. Chargers), 78 yards



INDIVIDUAL RECORDS

12	Jim Jensen (11/6/88 at New England), 110 yards
12	Brian Hartline (9/30/12 at Arizona), 253 yards
12	Jaylen Waddle (9/26/21 at Las Vegas), 58 yards
12	Tyreek Hill (10/16/22 vs. Minnesota), 177 yards
12	Tyreek Hill (10/30/22 at Detroit), 188 yards

MOST RECEPTIONS BY A ROOKIE

SEASON

104	Jaylen Waddle (2021), 1,015 yards
84	Jarvis Landry (2014), 758 yards
75	Terry Kirby (1993), 874 yards
67	Jack Clancy (1967), 868 yards
54	Davone Bess (2008), 554 yards

GAME

12	Jaylen Waddle (9/26/21 at Las Vegas), 58 yards
10	Rob Konrad (12/00 at Washington), 68 yards
10	Jaylen Waddle (10/17/21 at Jacksonville), 70 yards
10	Jaylen Waddle (12/27/21 at New Orleans), 92 yards
9	Terry Kirby (12/19/93 vs. Buffalo), 148 yards
9	Davone Bess (12/7/08 vs. Buffalo at Toronto), 74 yards
9	Jaylen Waddle (11/28/21 vs. Carolina), 137 yards
9	Jaylen Waddle (12/5/21 vs. N.Y. Giants), 90 yards

MOST CONSECUTIVE GAMES WITH A RECEPTION

92	Mark Clayton (6th in 1986 through 16th in 1992 - missed 13th in 1986, 1st in 1989, 1st in 1990, 10th through 14th in 1990 and 1st through 3rd in 1992)
74	O.J. McDuffie (3rd in 1995 through 15th in 1999, missed 11th through 13th and 16th in 1999)
63	Jarvis Landry (2nd in 2014 through 16th in 2017)
61	Davone Bess (1st in 2008 through 13th in 2011)
60	Chris Chambers (1st in 2003 through 13th in 2006 - missed 4th in 2004)
60	Jaylen Waddle (1st in 2021 to 14th in 2024)

MOST RECEIVING YARDS

CAREER

8,869	Mark Duper (1982-92), 17.4 per catch
8,643	Mark Clayton (1983-92), 15.7 per catch
7,546	Nat Moore (1974-86), 14.8 per catch
5,688	Chris Chambers (2001-07), 14.0 per catch
5,074	O.J. McDuffie (1993-00), 12.2 per catch

SEASON

1,799	Tyreek Hill (2023), 119 receptions
1,710	Tyreek Hill (2022), 119 receptions
1,389	Mark Clayton (1984), 73 receptions
1,356	Jaylen Waddle (2022), 75 receptions
1,313	Mark Duper (1986), 67 receptions
1,306	Mark Duper (1984), 71 receptions
1,270	Irving Fryar (1994), 73 receptions
1,214	Brandon Marshall (2011), 81 receptions
1,202	DeVante Parker (2019), 72 receptions
1,157	Jarvis Landry (2015), 110 receptions
1,150	Mark Clayton (1986), 60 receptions
1,136	Jarvis Landry (2016), 94 receptions
1,129	Mark Clayton (1988), 86 receptions
1,118	Chris Chambers (2005), 82 receptions
1,085	Mark Duper (1991), 70 receptions
1,083	Brian Hartline (2012), 74 receptions
1,053	Mark Clayton (1991), 70 receptions
1,050	O.J. McDuffie (1998), 90 receptions
1,037	Tony Martin (1999), 67 receptions
1,016	Brian Hartline (2013), 76 receptions

1,015 **Jaylen Waddle (2021), 104 receptions**

1,014 Brandon Marshall (2010), 86 receptions

1,014 **Jaylen Waddle (2023), 72 receptions**

1,011 Mark Clayton (1989), 64 receptions

1,010 Irving Fryar (1993), 64 receptions

GAME

253	Brian Hartline (9/30/12 at Arizona), 12 receptions
238	Chris Chambers (12/4/05 vs. Buffalo), 15 receptions
217	Mark Duper (11/10/85 vs. N.Y. Jets), 8 receptions
215	Tyreek Hill (9/10/23 at L.A. Chargers), 11 receptions
211	Irving Fryar (9/4/94 vs. New England), 5 receptions
210	Nat Moore (10/4/81 vs. N.Y. Jets), 7 receptions
202	Mark Duper (10/9/83 vs. Buffalo), 7 receptions

MOST RECEIVING YARDS BY A ROOKIE

SEASON

1,015 **Jaylen Waddle (2021), 104 receptions**

883 Chris Chambers (2001), 48 receptions

874 Terry Kirby (1993), 75 receptions

868 Jack Clancy (1967), 67 receptions

GAME

148	Terry Kirby (12/19/93 vs. Buffalo), 9 receptions
137	Jaylen Waddle (11/28/21 vs. Carolina), 9 receptions
126	Jack Clancy (12/3/67 at Houston), 7 receptions

MOST RECEIVING TOUCHDOWNS

CAREER

81	Mark Clayton (1983-92), 550 receptions
74	Nat Moore (1974-86), 510 receptions
59	Mark Duper (1982-92), 511 receptions
43	Chris Chambers (2001-07), 405 receptions
33	Paul Warfield (1970-74), 156 receptions

SEASON

18	Mark Clayton (1984), 73 receptions
14	Mark Clayton (1988), 86 receptions
13	Tyreek Hill (2023), 119 receptions
12	Nat Moore (1977), 52 receptions
12	Mark Clayton (1991), 70 receptions

GAME

4	Paul Warfield (12/15/73 vs. Detroit), 21,7,16,4
4	Mark Ingram (11/27/94 at N.Y. Jets), 10,17,28,8
3	Paul Warfield (11/14/71 vs. Pittsburgh), 12,86,60
3	Nat Moore (11/24/77 at St. Louis), 4,9,28
3	Mark Clayton (12/17/84 vs. Dallas), 41,39,63
3	Mark Duper (12/14/86 at L.A. Rams), 69,5,20
3	Mark Duper (12/20/87 vs. Washington), 26,59,6
3	Irving Fryar (9/4/94 vs. New England), 54,50,35
3	O.J. McDuffie (11/29/98 vs. New Orleans), 22,7,9
3	Lamar Thomas (12/21/98 vs. Denver), 9,56,17
3	Chris Chambers (11/27/03 at Dallas), 39,6,35

MOST RECEIVING TOUCHDOWNS BY A ROOKIE

SEASON

7	Chris Chambers (2001), 48 receptions
6	Jaylen Waddle (2021), 104 receptions
5	Andre Brown (1989), 24 receptions
5	Jarvis Landry (2014), 84 receptions
4	Randy McMichael (2002), 39 receptions
3	Jack Harper (1967), 11 receptions
3	Jimmy Cefalo (1978), 6 receptions



INDIVIDUAL RECORDS

- 3 Ferrell Edmunds (1988), 33 receptions
- 3 Terry Kirby (1993), 75 receptions
- 3 Brian Hartline (2009), 31 receptions
- 3 Charles Clay (2011), 16 receptions
- 3 Preston Williams (2019), 32 receptions
- 3 De'Von Achane (2023), 27 receptions**

MOST CONSECUTIVE GAMES WITH A RECEIVING TD

- 6 Paul Warfield (4th through 9th in 1971)
- 6 Mark Clayton (13th through 16th in 1988 and 2nd through 3rd in 1989)

HIGHEST RECEIVING AVERAGE

CAREER (min: 100 rec.)

- 21.5 Paul Warfield (1970-74), 156 receptions
- 17.4 Mark Duper (1982-92), 511 receptions
- 16.9 Duriel Harris (1976-83, 1985), 269 receptions
- 16.0 Irving Fryar (1993-95), 199 receptions
- 15.7 Mark Clayton (1983-92), 550 receptions

SEASON (min: 24 rec.)

- 25.1 Paul Warfield (1970), 28/703 yards
- 23.2 Paul Warfield (1971), 43/996 yards
- 21.8 Jimmy Cefalo (1981), 29/631 yards
- 20.9 Paul Warfield (1972), 29/606 yards
- 20.0 Bo Roberson (1966), 26/519 yards

GAME (min: 3 rec.)

- 52.7 Paul Warfield (11/14/71 vs. Pittsburgh), 3/158
- 46.0 Patrick Cobbs (10/12/08 at Houston), 3/138
- 42.7 Chris Chambers (10/24/04 vs. St. Louis), 3/128
- 42.2 Irving Fryar (9/4/94 vs. New England), 5/211
- 41.3 Nat Moore (10/10/76 at Baltimore), 3/124

HIGHEST RECEIVING AVERAGE BY A ROOKIE

SEASON (min: 24 rec.)

- 19.0 DeVante Parker (2015), 26/494 yards
- 18.4 Chris Chambers (2001), 48/883 yards
- 17.4 Ferrell Edmunds (1988), 33/575 yards

GAME (min: 3 rec.)

- 37.7 Chris Chambers (11/11/01 at Indianapolis), 3/113
- 31.3 Brian Hartline (10/25/09 vs. New Orleans), 3/94
- 30.3 Mel Baker (12/15/74 vs. New England), 4/121

MOST 100-YARD RECEIVING GAMES

CAREER

- 28 Mark Duper (1982-92)
- 22 Mark Clayton (1983-92)
- 18 Tyreek Hill (2022-24)**
- 17 Chris Chambers (2001-07)
- 12 Nat Moore (1974-86)
- 12 Jaylen Waddle (2021-24)**

SEASON

- 8 Mark Duper (1986)
- 8 Tyreek Hill (2023)**
- 7 Tyreek Hill (2022)**
- 6 Mark Clayton (1984)
- 6 Irving Fryar (1994)
- 6 Jaylen Waddle (2022)**
- 5 Mark Clayton (1989)
- 5 Tony Martin (1999)
- 5 Brandon Marshall (2011)

- 4 Paul Warfield (1971)
- 4 Duriel Harris (1979)
- 4 Mark Duper (1984)
- 4 Chris Chambers (2004)
- 4 Brandon Marshall (2010)
- 4 Mike Wallace (2013)
- 4 Jarvis Landry (2016)
- 4 DeVante Parker (2019)

MOST 100-YARD RECEIVING GAMES BY A ROOKIE

- 3 Jack Clancy (1967)
- 3 Chris Chambers (2001)
- 2 Terry Kirby (1993)
- 1 Mel Baker (1974)
- 1 Duriel Harris (1976)
- 1 Ferrell Edmunds (1988)
- 1 Andre Brown (1989)
- 1 DeVante Parker (2015)
- 1 Jaylen Waddle (2021)**

MOST CONSECUTIVE 100-YARD RECEIVING GAMES

- 4 Irving Fryar (10th through 13th in 1994)
- 3 Mark Clayton (14th through 16th in 1984)
- 3 Mark Duper (3rd through 5th in 1986)
- 3 Chris Chambers (11th through 13th in 2005)
- 3 Tyreek Hill (11th through 13th in 2023)**

TOTAL YARDS FROM SCRIMMAGE

(rushing/receiving)

CAREER

- 8,859 Mark Duper (1982-92), -10/8,869
- 8,751 Mark Clayton (1983-92), 108/8,643
- 7,867 Ricky Williams (2002-03, 2005, 2007-10), 6,436/1,431
- 7,795 Nat Moore (1974-86), 249/7,546
- 7,425 Larry Csonka (1968-74, 1979), 6,737/688

SEASON

- 2,216 Ricky Williams (2002), 1,853/363
- 1,814 Tyreek Hill (2023), 151/1,799**
- 1,742 Tyreek Hill (2022) 32/1,710**
- 1,723 Ricky Williams (2003), 1,372/351
- 1,499 De'Von Achane (2024), 907/592**

GAME

- 253 Brian Hartline (9/30/12 at Arizona), 0/253
- 252 Troy Stradford (11/22/87 at Dallas), 169/83
- 238 Chris Chambers (12/4/05 vs. Buffalo), 0/238
- 236 Lamar Miller (10/25/15 vs. Houston), 175/61
- 235 Ricky Williams (12/1/02 at Buffalo), 228/7

BY ROOKIE, SEASON

- 1,264 Terry Kirby (1993), 390/874
- 1,255 Karim Abdul-Jabbar (1996), 1,116/139
- 1,139 Ronnie Brown (2005), 907/232

COMBINED YARDAGE

(rushing/receiving/returns)

CAREER

- 9,276 Mark Clayton (1983-92), 108/8,643/525
- 8,950 Nat Moore (1974-86), 248/7,547/1,155
- 8,859 Mark Duper (1982-92), -10/8,869/0
- 8,752 Tony Nathan (1979-87), 3,543/3,592/1,617
- 8,353 O.J. McDuffie (1993-01), 49/5,074/3,230



INDIVIDUAL RECORDS

SEASON

2,216	Ricky Williams (2002), 1,853/363/0
2,208	Wes Welker (2005), 5/434/1,769
2,129	Wes Welker (2006), 0/687/1,442
2,086	Ted Ginn, Jr. (2007) 3/420/1,663
1,947	Jarvis Landry (2015) 113/1,157/677

GAME

302	Mercury Morris (11/1/70 at Baltimore), 8-89/3-68/6-145
299	Ted Ginn, Jr. (11/1/09 at N.Y. Jets), 0-0, 0-0, 6-299
297	Wes Welker (10/16/05 at Tampa Bay), 0-0/3-97/10-200
*280	O.J. McDuffie (12/30/95 at Buffalo), 1-9/11-154/6-117
258	Wes Welker (10/21/05 vs. Kansas City), 0-0/2-41/9-217
258	Jarvis Landry (10/4/15 vs. N.Y. Jets at London), 2-29/4-40/8-189

BY ROOKIE, SEASON

2,086	Ted Ginn, Jr. (2007) 3/420/1,663
1,912	Jarvis Landry (2014) -4/758/1,158
1,777	Wes Welker (2004), 0/0/1,777

PUNTING

MOST PUNTS

CAREER

633	Larry Seiple (1967-77), 25,347 yards
594	Brandon Fields (2007-14), 27,780 yards
555	Reggie Roby (1983-92), 24,036 yards
339	Matt Turk (2000-01, 2003-04), 13,910 yards
307	Matt Haack (2017-20), 13,506 yards

SEASON

98	Matt Turk (2004), 41.7 average
93	Klaus Wilmsmeyer (1998), 42.5 average
92	Matt Turk (2000), 42.1 average
92	Matt Darr (2015), 47.6 average
90	Matt Darr (2016), 44.3 average

GAME

11	Matt Turk (12/7/03 at New England), 406 yards
10	George Wilson, Jr. (9/9/66 vs. N.Y. Jets), 483 yards
10	George Roberts (10/12/80 at New England), 445 yards
10	Klaus Wilmsmeyer (9/20/98 vs. Pittsburgh), 458 yards
10	Matt Turk (9/19/04 at Cincinnati), 400 yards
10	Donnie Jones (12/25/06 vs. N.Y. Jets), 427 yards
10	Brandon Fields (12/23/07 at New England), 446 yards
10	Brandon Fields (12/12/10 at N.Y. Jets), 564 yards
10	Brandon Fields (12/22/13 at Buffalo), 501 yards
10	Matt Darr (11/20/16 at Los Angeles), 453 yards

HIGHEST GROSS PUNTING AVERAGE

CAREER (min: 120 punts)

46.8	Brandon Fields (2007-14), 594 punts
46.0	Matt Darr (2015-16), 182 punts
44.7	Matt Haack (2017-20), 307 punts
44.2	John Kidd (1994-97), 201 punts
43.3	Reggie Roby (1983-92), 555 punts

SEASON (min: 40 punts)

50.2	Brandon Fields (2012), 74 punts
48.85	Brandon Fields (2011), 78 punts
48.82	Brandon Fields (2013), 85 punts
47.6	Matt Darr (2015), 92 punts
47.1	Jake Bailey (2024), 56 punts

GAME (min: 4 punts)

58.8	Brandon Fields (9/23/12 vs. N.Y. Jets), 4-235 yards
58.5	Reggie Roby (9/28/86 vs. San Francisco), 4-234 yards
58.2	Matt Darr (10/29/15 at New England), 6-349 yards
56.4	Brandon Fields (12/12/10 at N.Y. Jets), 10-564 yards
55.5	Brandon Fields (12/4/11 vs. Oakland), 4-222 yards

HIGHEST NET PUNTING AVERAGE

CAREER (since 1976, min: 120 punts)

39.9	Matt Haack (2017-20), 307 punts
39.8	Matt Darr (2015-16), 182 punts
39.2	Brandon Fields (2007-14), 594 punts
37.5	Donnie Jones (2005-06), 173 punts
36.9	John Kidd (1994-97), 201 punts

SEASON (since 1982, min: 40 punts)

42.4	Brandon Fields (2013), 85 punts
41.2	Brandon Fields (2012), 74 punts
41.12	Brandon Fields (2011), 78 punts
41.10	Matt Haack (2019), 69 punts
40.7	Jake Bailey (2023), 53 punts

LONGEST PUNTS

77	Reggie Roby (11/29/87 at Buffalo), net 77
77	Matt Turk (11/25/01 at Buffalo), touchback
74	Brandon Fields (12/22/13 at Buffalo), net 74
73	Larry Seiple (11/14/71 vs. Pittsburgh), touchback
73	Reggie Roby (9/28/86 vs. San Francisco), touchback
73	Reggie Roby (10/5/86 at New England), net 73

MOST INSIDE THE 20

SEASON (since 1982)

35	Matt Haack (2018), 87 punts
33	Brandon Fields (2013), 85 punts
32	Brandon Fields (2011), 78 punts
32	Matt Darr (2016), 90 punts
31	Donnie Jones (2005), 88 punts
31	Brandon Fields (2010), 73 punts
31	Michael Palardy (2021), 78 punts

PUNT RETURNS

MOST PUNT RETURNS

CAREER

127	Jake Scott (1970-75)
127	O.J. McDuffie (1993-00)
127	Wes Welker (2004-06)
115	Davone Bess (2008-12)
101	Jakeem Grant Sr. (2016-21)

SEASON

43	Wes Welker (2004), 10.8 average
43	Wes Welker (2005), 9.1 average
41	Mark Clayton (1983), 9.6 average
41	Wes Welker (2006), 9.2 average
37	Davone Bess (2011), 11.9 average

GAME

7	Mercury Morris (10/19/69 at Kansas City), 17.6 average
7	Lamont Brightful (9/19/04 at Cincinnati), 11.1 average
7	Marcus Thigpen (11/24/13 vs. Carolina), 10.1 average



INDIVIDUAL RECORDS

MOST PUNT RETURN YARDS

CAREER

1,330	Jake Scott (1970-75)
1,232	Wes Welker (2004-06)
1,196	Davone Bess (2008-12)
1,127	O.J. McDuffie (1993-00)
978	Jakeem Grant Sr. (2016-21)

SEASON

464	Wes Welker (2004), 10.8 average
442	Davone Bess (2011), 11.9 average
392	Mark Clayton (1983), 9.6 average
390	Wes Welker (2005), 9.1 average
379	Tom Vigorito (1981), 10.5 average

GAME

123	Mercury Morris (10/19/69 at Kansas City), 7 returns
114	O.J. McDuffie (12/13/93 vs. Pittsburgh), 5 returns
106	James Pruitt (9/14/86 vs. Indianapolis), 2 returns

MOST PUNT RETURN TOUCHDOWNS

CAREER

3	Jakeem Grant Sr. (2016-21)
2	Freddie Solomon (1975-77)
2	Tom Vigorito (1981-85)
2	O.J. McDuffie (1993-00)

SEASON

2	O.J. McDuffie (1993)
---	----------------------

LONGEST PUNT RETURNS

88t	Jakeem Grant Sr. (11/1/20 vs. L.A. Rams)
87t	Tom Vigorito (9/10/81 vs. Pittsburgh)
87t	Ted Ginn, Jr. (11/18/07 at Philadelphia)
86t	Tony Nathan (10/14/79 vs. Buffalo)
81t	Jeff Ogden (10/29/00 vs. Green Bay)
79t	Freddie Solomon (12/5/76 vs. Buffalo)
77t	Jake Scott (11/22/70 vs. Baltimore)
74t	Jakeem Grant Sr. (10/9/16 vs. Tennessee)
72t	O.J. McDuffie (12/13/93 vs. Pittsburgh)
72t	Marcus Thigpen (9/9/12 at Houston)
71t	James Pruitt (9/14/86 vs. Indianapolis)
71t	O.J. McDuffie (10/24/93 vs. Indianapolis)
71t	Wes Welker (12/20/04 vs. New England)
71t	Jakeem Grant Sr. (10/7/18 at Cincinnati)
70t	Scott Schwedes (12/17/89 at Indianapolis)

HIGHEST PUNT RETURN AVERAGE

CAREER (min: 50 returns)

13.7	Jeff Ogden (2000-01), 51 returns
11.4	Freddie Solomon (1975-77), 71 returns
10.51	Tom Vigorito (1981-85), 79 returns
10.47	Jake Scott (1970-75), 127 returns
10.4	Davone Bess (2008-12), 115 returns

SEASON (min: 15 returns)

17.0	Jeff Ogden (2000), 19 returns
12.5	Nate Jacquet (1999), 28 returns
12.3	Freddie Solomon (1975), 26 returns
12.21	Terrell Buckley (1998), 29 returns
12.15	Marcus Thigpen (2012), 26 returns

GAME (min: 3 returns)

33.0	Ted Ginn Jr. (11/18/07 at Philadelphia), 3-99 yards
28.3	Jakeem Grant Sr. (10/7/18 at Cincinnati), 3-85 yards
26.3	Tom Vigorito (9/12/82 at N.Y. Jets), 3-79 yards
26.3	Wes Welker (9/7/06 at Pittsburgh), 3-79 yards
22.8	O.J. McDuffie (12/13/93 vs. Pittsburgh), 5-114 yards

MOST FAIR CATCHES

CAREER

91	O.J. McDuffie (1993-01)
85	Davone Bess (2008-12)
64	Wes Welker (2004-06)
55	Jake Scott (1970-75)
53	Jarvis Landry (2014-17)

SEASON

29	Wes Welker (2006)
24	O.J. McDuffie (1996)
24	Davone Bess (2011)
24	Braxton Berrios (2023)
23	Wes Welker (2005)

GAME

6	Jake Scott (12/20/70 vs. Buffalo)
---	-----------------------------------

KICKOFF RETURNS

MOST KICKOFF RETURNS

CAREER

166	Wes Welker (2004-06)
147	Ted Ginn, Jr. (2007-09)
123	Fulton Walker (1981-85)
111	Mercury Morris (1969-75)
107	Brock Marion (1998-03)

SEASON

63	Ted Ginn, Jr. (2007), 22.7 average
62	Brock Marion (1999), 24.6 average
61	Wes Welker (2005), 22.6 average
57	Wes Welker (2004), 23.0 average
52	Ted Ginn, Jr. (2009), 24.9 average

GAME

8	Joe Cribbs (12/18/88 at Pittsburgh), 21.1 average
*8	Marc Logan (1/12/91 at Buffalo), 17.3 average
8	Ted Ginn, Jr. (12/2/07 vs. N.Y. Jets), 24.8 average
8	Ted Ginn, Jr. (11/23/08 vs. New England), 19.3 average

MOST KICKOFF RETURN YARDS

CAREER

3,756	Wes Welker (2004-06)
3,386	Ted Ginn, Jr. (2007-09)
2,947	Mercury Morris (1969-75)
2,944	Fulton Walker (1981-85)
2,517	Brock Marion (1998-03)

SEASON

1,524	Brock Marion (1999), 24.6 average
1,433	Ted Ginn, Jr. (2007), 22.7 average
1,379	Wes Welker (2005), 22.6 average
1,313	Wes Welker (2004), 23.0 average
1,296	Ted Ginn, Jr. (2009), 24.9 average



INDIVIDUAL RECORDS

GAME

299	Ted Ginn, Jr. (11/1/09 at N.Y. Jets), long 101t
215	Travis Minor (10/13/02 at Denver), long 66
210	Wes Welker (1/2/05 at Baltimore), long 95t
205	Albert Johnson (9/29/02 at Kansas City), long 49
204	Gene Milton (9/21/68 vs. Oakland), long 73

MOST KICKOFF RETURN TOUCHDOWNS

CAREER

3	Mercury Morris (1969-75)
2	Ted Ginn, Jr. (2007-09)
2	Jakeem Grant Sr. (2016-21)

SEASON

2	Ted Ginn, Jr. (2009)
---	----------------------

GAME

2	Ted Ginn, Jr. (11/1/09 at N.Y. Jets), 100, 101 yards
---	--

LONGEST KICKOFF RETURNS

105t	Mercury Morris (9/14/69 at Cincinnati)
102t	Jakeem Grant Sr. (9/9/18 vs. Tennessee)
101t	Ted Ginn, Jr. (11/1/09 at N.Y. Jets)
101t	Jakeem Grant Sr. (11/17/19 vs. Buffalo)
100t	Ted Ginn, Jr. (11/1/09 at N.Y. Jets)
**98t	Fulton Walker (1/30/83 vs. Washington)
97t	Marc Logan (10/1/89 at Houston)
96t	Mercury Morris (12/6/70 vs. Boston)
96t	Marcus Thigpen (11/15/12 at Buffalo)
96t	Kenyan Drake (11/6/16 vs. N.Y. Jets)
95t	Joe Auer (9/2/66 vs. Oakland)
95t	Bobby Neff (9/14/68 vs. Houston)
95t	Wes Welker (1/2/05 at Baltimore)

HIGHEST KICKOFF RETURN AVERAGE

CAREER (min: 50 returns)

26.5	Mercury Morris (1969-75), 111 returns
25.3	Duriel Harris (1976-83, 1985), 56 returns
24.81	Marcus Thigpen (2012-13), 77 returns
24.79	Jakeem Grant Sr. (2016-21), 89 returns
23.9	Fulton Walker (1981-85), 123 returns

SEASON (min: 14 returns)

32.9	Duriel Harris (1976), 17 returns, 559 yards
30.7	Malik Washington (2024), 14 returns, 430 yards
29.7	Jakeem Grant Sr. (2018), 18 returns, 535 yards
29.6	Gary Davis (1977), 14 returns, 414 yards
29.0	Mercury Morris (1970), 28 returns, 812 yards

GAME (min: 3 returns)

49.8	Ted Ginn, Jr. (11/1/09 at N.Y. Jets), 6-299
47.7	Fulton Walker (10/16/83 at N.Y. Jets), 3-143
**47.5	Fulton Walker (1/30/83 vs. Washington), 4-190
46.7	Joe Auer (9/2/66 vs. Oakland), 3-140
46.0	Marc Logan (10/1/89 at Houston), 3-138

INTERCEPTIONS

MOST INTERCEPTIONS

CAREER

35	Jake Scott (1970-75)
34	Dick Anderson (1968-77)
31	Sam Madison (1997-05)
29	Glenn Blackwood (1979-87)
29	Patrick Surtain (1998-04)
29	Xavien Howard (2016-23)

SEASON

10	Dick Westmoreland (1967), 127 yards
10	Xavien Howard (2020), 71 yards
8	Willie West (1966), 62 yards
8	Dick Anderson (1968), 230 yards
8	Dick Anderson (1970), 191 yards
8	Dick Anderson (1973), 163 yards
8	Jake Scott (1974), 75 yards
8	Terrell Buckley (1998), 157 yards
8	Sam Madison (1998), 114 yards

GAME

4	Dick Anderson (12/3/73 vs. Pittsburgh), 121 yards
3	Willie West (10/23/66 at Houston), 49 yards
3	Dick Westmoreland (11/26/67 vs. Buffalo), 43 yards
3	Charlie Babb (9/22/75 vs. Oakland), 18 yards
3	Curtis Johnson (10/19/75 vs. N.Y. Jets), 25 yards
3	Larry Gordon (12/10/78 vs. Oakland), 35 yards
*3	A.J. Duhe (1/23/83 vs. N.Y. Jets), 36 yards
3	William Judson (10/16/83 at N.Y. Jets), 23 yards
3	Louis Oliver (10/4/92 at Buffalo), 170 yards
3	Sam Madison (11/7/99 vs. Tennessee), 101 yards

MOST INTERCEPTIONS BY A ROOKIE

SEASON

8	Dick Anderson (1968), 230 yards
5	Lloyd Mumphord (1969), 102 yards
5	Jake Scott (1970), 112 yards
5	Don McNeal (1980), 17 yards

GAME

2	Dick Anderson (11/24/68 at Boston), 109 yards
2	Lloyd Mumphord (12/7/69 vs. Denver), 0 yards
2	Curtis Johnson (10/3/70 vs. Oakland), 26 yards
2	Gerald Small (12/10/78 vs. Oakland), 85 yards
2	Don McNeal (10/12/80 at New England), 2 yards
2	Jarvis Williams (10/9/88 at L.A. Raiders), 23 yards

MOST CONSECUTIVE GAMES WITH AN INTERCEPTION

5	Dick Westmoreland (9th through 13th in 1967)
5	Xavien Howard (9th through 13th in 2020)

MOST INTERCEPTION RETURN YARDS

CAREER

792	Dick Anderson (1968-77), 23.3 average
569	Louis Oliver (1989-93, 1995-96), 23.7 average
487	Sam Madison (1997-05), 15.7 average
431	Brock Marion (1998-03), 21.6 average
425	Jake Scott (1970-75), 12.1 average
425	Terrell Buckley (1995-99, 2003), 17.7 average

SEASON

230	Dick Anderson (1968), 8 for 28.8 average
227	Brock Marion (2001), 5 for 45.4 average
200	Louis Oliver (1992), 5 for 40.0 average
198	Jimmy Warren (1966), 5 for 39.6 average
191	Dick Anderson (1970), 8 for 23.9 average

GAME

170	Louis Oliver (10/4/92 at Buffalo), 3 interceptions
121	Dick Anderson (12/3/73 vs. Pittsburgh), 4 interceptions
107	Dick Anderson (11/24/68 at Boston), 2 interceptions
101	Sam Madison (11/7/99 vs. Tennessee), 3 interceptions
100	Brock Marion (1/6/02 vs. Buffalo), 1 interception



INDIVIDUAL RECORDS

LONGEST INTERCEPTION RETURNS

103t	Louis Oliver (10/4/92 at Buffalo), Jim Kelly
100t	Brock Marion (1/6/02 vs. Buffalo), Travis Brown
99t	Jevon Holland (11/24/23 at N.Y. Jets), Tim Boyle
96t	Dick Anderson (11/24/68 at Boston), Tom Sherman
94t	Brent Grimes (10/31/13 vs. Cincinnati), Andy Dalton
91t	Terrell Buckley (10/13/96 at Buffalo), Jim Kelly
86t	Dick Anderson (12/20/70 vs. Buffalo), Dennis Shaw
86t	William Judson (60t), Mike Kozlowski (26, lateral), (9/9/84 vs. New England), Steve Grogan
85t	Elandon Roberts (9/26/21 at Las Vegas), Derek Carr
81t	Louis Delmas (10/26/14 at Jacksonville), Blake Bortles
76t	Troy Vincent (58t), Gene Atkins (18, lateral), (12/12/94 vs. Kansas City), Steve Bono
74t	Terrell Buckley (12/21/03 at Buffalo), Drew Bledsoe
70t	Jimmy Warren (11/13/66 at Kansas City), Len Dawson
70	Sammy Knight (11/27/03 at Dallas), Quincy Carter

INTERCEPTIONS RETURNED FOR TOUCHDOWNS

CAREER

4	Reshad Jones (2010-19)
4	Zach Thomas (1996-2007)
3	Dick Anderson (1968-77)
3	Terrell Buckley (1995-99, 2003)
3	Jason Taylor (1997-2007, 2009, 2011)

SEASON

2	Bill Stanfill (1969), 15,17 yards
2	Dick Anderson (1973), 27,38 yards
2	Mike Kozlowski (1983), 35,38 yards
2	Zach Thomas (1998), 17,1 yards
2	Brock Marion (2001), 26,100 yards
2	Jason Taylor (2006), 20,51 yards
2	Reshad Jones (2015), 30,23 yards

GAME

2	Dick Anderson (12/3/73 vs. Pittsburgh)
2	Mike Kozlowski (12/16/83 vs. N.Y. Jets)

SACKS

MOST SACKS

CAREER

131.0	Jason Taylor (1997-2007, 2009, 2011)
98.0	Cameron Wake (2009-18)
69.5	Bill Stanfill (1969-76)
65.5	Doug Betters (1978-87)
65.0	Vern Den Herder (1971-82)

SEASON

18.5	Bill Stanfill (1973)
18.5	Jason Taylor (2002)
17.5	Joey Porter (2008)
16.5	Trace Armstrong (2000)
16.0	Doug Betters (1983)

GAME

5.0	Bill Stanfill (10/7/73 vs. N.Y. Jets)
5.0	Vern Den Herder (10/21/73 vs. Buffalo)
5.0	Bill Stanfill (11/17/74 vs. Buffalo)
4.5	Cameron Wake (9/30/12 at Arizona)
4.0	Vern Den Herder (9/22/74 at Buffalo)
4.0	Vern Den Herder (11/11/79 vs. Baltimore)
4.0	Doug Betters (9/4/83 at Buffalo)
4.0	E.J. Junior (10/6/91 at New England)
4.0	Joey Porter (9/21/08 at New England)
4.0	Cameron Wake (10/18/15 at Tennessee)

MOST SEASONS WITH 10.0-PLUS SACKS

6	Jason Taylor (2000, 2002-03, 2005-07)
5	Cameron Wake (2010, 2012, 2014, 2016-17)
4	Vern Den Herder (1972-73, 1975, 1978)
3	Bill Stanfill (1972-74)
3	Trace Armstrong (1996, 1998, 2000)
3	Jeff Cross (1989-90, 1993)
2	Doug Betters (1983-84)
2	Zach Sieler (2023-24)

MOST SACKS BY A ROOKIE

SEASON

8.5	Jaelan Phillips (2021)
8.0	Bill Stanfill (1969)
8.0	Lorenzo Bromell (1998)
7.0	A.J. Duhe (1977)
6.0	Marco Coleman (1992)
6.0	Chop Robinson (2024)

GAME

3.0	A.J. Duhe (11/6/77 at N.Y. Jets)
3.0	Marco Coleman (10/25/92 vs. Indianapolis)
3.0	Jaelan Phillips (11/29/21 vs. Carolina)
2.0	Bill Stanfill (10/26/69 vs. Buffalo)
2.0	Bob Baumhower (11/20/77 at Cincinnati)
2.0	A.J. Duhe (12/11/77 at New England)
2.0	Doug Betters (10/29/78 vs. Baltimore)
2.0	Charles Bowser (1/2/83 at Baltimore)
2.0	John Bosa (12/17/87 vs. N.Y. Jets)
2.0	Marco Coleman (11/1/92 at N.Y. Jets)
2.0	Shane Burton (12/1/96 at Oakland)
2.0	Derrick Rodgers (10/12/97 at N.Y. Jets)
2.0	Lorenzo Bromell (9/13/98 vs. Buffalo)
2.0	Lorenzo Bromell (11/29/98 vs. New Orleans)
2.0	Olivier Vernon (10/14/12 vs. St. Louis)
2.0	Jerome Baker (10/7/18 at Cincinnati)
2.0	Jaelan Phillips (12/5/21 vs. N.Y. Giants)

FUMBLES

MOST FUMBLES

CAREER

110	Dan Marino (1983-99)
52	Bob Griese (1967-80)
51	Ryan Tannehill (2012-18)
36	Tua Tagovailoa (2020-24)
34	Tony Nathan (1979-87)

SEASON

14	Matt Moore (2011)
13	Gus Frerotte (2005)
13	Tua Tagovailoa (2023)
10	Dan Marino (1988)
10	A.J. Feeley (2004)
10	Ryan Tannehill (2015)

GAME

4	Craig Erickson (10/6/96 vs. Seattle)
4	Cleo Lemon (12/9/07 at Buffalo)
4	Jay Cutler (12/17/17 at Buffalo)
3	12 times (last: Tua Tagovailoa, 10/27/24 vs. Arizona)



INDIVIDUAL RECORDS

MOST FUMBLES BY A ROOKIE

SEASON

9	Ryan Tannehill (2012)
8	Tony Nathan (1979)
7	Scott Schwedes (1987)
7	John Beck (2007)
7	Jarvis Landry (2014)

GAME

3	Rick Norton (9/9/66 vs. N.Y. Jets)
3	Scott Schwedes (12/13/87 at Philadelphia)
3	John Beck (12/2/07 vs. N.Y. Jets)
3	Jamil Douglas (11/29/15 at N.Y. Jets)

MOST OWN FUMBLE RECOVERIES

CAREER

42	Dan Marino (1983-99)
23	Bob Griese (1967-80)
17	Tua Tagovailoa (2020-24)

SEASON

9	Tua Tagovailoa (2023)
7	Dan Marino (1988)
6	Bob Griese (1971)
6	Jay Cutler (2017)

GAME

4	Jay Cutler (12/17/17 at Buffalo)
3	Rick Norton (11/9/69 at Boston)
3	Craig Erickson (10/6/96 vs. Seattle)
3	Lamont Brightful (9/19/04 at Cincinnati)
3	Cleo Lemon (12/9/07 at Buffalo)
3	Ryan Tannehill (11/29/15 at N.Y. Jets)

MOST OPPONENT FUMBLE RECOVERIES

CAREER

27	Jason Taylor (1997-2007, 2009, 2011)
16	Bob Baumhower (1977-86)
15	Dick Anderson (1968-77)
14	Vern Den Herder (1971-82)
13	Glenn Blackwood (1979-87)

SEASON

5	Dick Anderson (1972)
5	Bud Brown (1985)
4	12 times (last – Kiko Alonso, 2016)

GAME

2	Tom Nomina (11/13/66 at Kansas City), 0 yards
2	Art Powell (10/18/70 at Buffalo), 0 yards
2	Jim Riley (11/7/76 vs. Buffalo), 0 yards
2	Jeris White (11/28/76 at Cleveland), 0 yards
2	Bob Baumhower (12/11/77 at New England), 0 yards
2	Tim Foley (11/29/79 vs. New England), 2 yards
2	Glenn Blackwood (10/19/80 vs. Buffalo), 0 yards
2	Doug Betters (11/6/83 at San Francisco), 0 yards
2	Bud Brown (9/8/85 vs. Houston), 6 yards
2	Bryan Cox (10/31/93 vs. Kansas City), 1 yard
2	Jason Taylor (10/7/01 vs. New England), 1 yard, 1 TD
2	Reshad Jones (12/23/12 vs. Buffalo), 24 yards
2	Reshad Jones (10/8/17 vs. Tennessee), 38 yards

FUMBLE RETURNS FOR TOUCHDOWNS

85t	Jason Taylor (9/11/05 vs. Denver), Jake Plummer
78t	Andrew Van Ginkel (11/1/20 vs. L.A. Rams), Jared Goff
59t	Trell Hooper (10/11/87 vs. Kansas City), Robert Parker
59t	Tyreek Hill (12/11/22 at L.A. Rams), Jeff Wilson Jr.
55t	Liffort Hobley (10/11/87 vs. Kansas City), Chris Smith
50t	Cortland Finnegan (9/28/14 at Oakland in London), Matt McGloin
49t	Xavier Howard (11/11/21 vs. Baltimore), Sammy Watkins
48t	Renaldo Hill (11/19/06 vs. Minnesota), Chester Taylor
48t	Jason Taylor (11/1/09 at N.Y. Jets), Shonn Greene
44t	Don Bessillieu (10/19/80 vs. Buffalo), Joe Cribbs
43t	Michael Lehan (12/2/07 vs. N.Y. Jets), Kellen Clemens
38t	Reshad Jones (10/8/17 vs. Tennessee), Matt Cassel
37t	Pat Johnson (12/24/95 at St. Louis), Todd Kinchen
36t	Shaq Lawson (11/8/20 at Arizona), Kyle Murray
35t	Dick Anderson (10/15/72 vs. San Diego), Mke Garrett
34t	Jason Taylor (11/27/03 at Dallas), Quincy Carter
29t	Jason Taylor (10/1/00 at Cincinnati), Akili Smith
25t	Mike Kozlowski (12/6/81 vs. New England), Sam Cunningham
22t	Terrell Buckley (10/27/97 vs. Chicago), Ricky Proehl
21t	Bob Baumhower (10/7/84 at Pittsburgh), Mark Malone
20t	Sam Madison (10/8/00 vs. Buffalo), Sammy Morris
19t	Liffort Hobley (10/9/88 at L.A. Raiders), Vance Mueller
16t	Xavier Howard (11/27/22 vs. Houston Texans), Jordan Akins
15t	Jimmy Warren off lateral from Bob Neff, (12/16/67 vs. Boston), Jim Nance
14t	Reshad Jones (11/26/17 at New England), Tom Brady
13t	Nick Buoniconti (9/30/73 vs. New England), John Tarver
13t	Bob Baumhower (10/9/78 vs. Cincinnati), Dave Turner
13t	Brian Sochia (12/30/90 vs. Indianapolis), Jeff George
10t	Willie West (10/6/68 at Houston), Bob Davis
10t	Sean Hill (9/1/96 vs. New England), Louis Oliver
7t	Bob Brudzinski (10/27/85 at Detroit), Eric Hipple
*5t	Zach Sieler (1/15/23 at Buffalo), Josh Allen
4t	O.J. McDuffie (10/12/97 at N.Y. Jets), Charles Jordan
4t	Jason Taylor (9/13/99 at Denver), Brian Griese
2t	Randy McMichael (10/12/03 at Jacksonville), Obafemi Ayanbadejo
2t	Melvin Ingram (9/11/22 vs. New England), Mac Jones
1t	Cliff Odom (10/28/90 at Indianapolis), Jack Trudeau
1t	Jason Taylor (10/7/01 vs. New England), Tom Brady
1t	Derrick Pope (11/28/04 at San Francisco), Tim Rattay
0t	Chuck Klingbeil (9/22/91 vs. Green Bay), Don Majkowski
0t	Scott Miller (9/1/96 vs. New England), Stanley Pritchett
0t	Tim Bowens (11/30/97 at Oakland), Jeff George
0t	Travis Minor (10/28/01 at Seattle), Jay Fiedler
0t	Trent Gamble (9/8/02 vs. Detroit), Chris Cash
0t	Koa Misi (9/19/10 at Minnesota), Brett Favre
0t	Sam Eguavoen (1/9/22 vs. New England), Jakobi Meyers

FUMBLE RETURNS FOR TOUCHDOWNS

CAREER

6	Jason Taylor (1997-2007, 2009, 2011)
2	Bob Baumhower (1977-86)
2	Liffort Hobley (1987-93)



INDIVIDUAL RECORDS

2 Reshad Jones (2010-19)

TAKEAWAYS

(interceptions/fumble recoveries)

MOST TAKEAWAYS

CAREER

- 51 Dick Anderson (1968-77), 34 INTs, 17 FRs
- 42 Jake Scott (1970-75), 35 INTs, 7 FRs
- 41 Glenn Blackwood (1979-87), 29 INTs, 12 FRs
- 35 Sam Madison (1997-05), 31 INTs, 4 FRs
- 35 Jason Taylor (1997-2007, 2009, 2011), 8 INTs, 27 FRs

SEASON

- 11 Dick Anderson (1970), 8 INTs, 3 FRs
- 11 Jake Scott (1974), 8 INTs, 3 FRs
- 10 Dick Westmoreland (1967), 10 INTs
- 10 Xavien Howard (2020), 10 INTs
- 9 Dick Anderson (1968), 8 INTs, 1 FR
- 9 Dick Anderson (1972), 3 INTs, 6 FRs
- 9 Terrell Buckley (1998), 8 INTs, 1 FR

GAME

- 4 Dick Anderson (12/3/73 vs. Pittsburgh), 4 INTs
- 4 Jeris White (11/26/76 at Cleveland), 2 INTs, 2 FRs

MOST TAKEAWAYS BY A ROOKIE

SEASON

- 9 Dick Anderson (1968), 8 INTs, 1 FR
- 7 Lloyd Mumphord (1969), 5 INTs, 2 FRs
- 7 Curtis Johnson (1970), 3 INTs, 4 FRs
- 7 Jarvis Williams (1988), 4 INTs, 3 FRs

GAME

- 3 Lloyd Mumphord (12/7/69 vs. Denver), 2 INTs, 1 FR

BLOCKED KICKS

MOST BLOCKED KICKS

CAREER

- 9 Curtis Johnson (1970-78), 6 FGs, 2 Punts, 1 PAT
- 8 Lloyd Mumphord (1969-74), 7 FGs, 1 Punt
- 5 Vern Den Herder (1971-82), 4 FGs, 1 Punt
- 5 William Judson (1982-89), 3 FGs, 2 Punts
- 5 Jeff Cross (1988-95), 3 FGs, 1 Punt, 1 PAT

SEASON

- 4 Wahoo McDaniel (1966), 1 FG, 3 PATs
- 3 Frank Cornish (1970), 2 FGs, 1 PAT
- 3 Curtis Johnson (1972), 1 FG, 2 Punts
- 3 Shane Burton (1998), 3 FGs

MOST BLOCKED FIELD GOALS

CAREER

- 7 Lloyd Mumphord (1969-74)
- 6 Curtis Johnson (1970-78)
- 4 Vern Den Herder (1971-82)
- 4 Bob Baumhower (1977-86)

SEASON

- 3 Shane Burton (1998)

BLOCKED FIELD GOAL RETURNS FOR TOUCHDOWNS

- 51t Lloyd Mumphord (12/6/70 vs. Boston), Gino Capelletti

47t Curtis Johnson (12/19/71 vs. Green Bay), Tim Webster

LONGEST SHORT FIELD GOAL RETURNS

- 50 Jake Scott (12/6/70 vs. Boston), Gino Capelletti

MOST BLOCKED PUNTS

CAREER

- 3 Tim Foley (1970-80)
- 3 Jimmy Wilson (2011-14)
- 2 Curtis Johnson (1970-78)
- 2 William Judson (1982-89)
- 2 Marc Logan (1989-91)
- 2 Terrence Fede (2014-17)

SEASON

- 2 Curtis Johnson (1972)
- 2 Tim Foley (1973)
- 2 Marc Logan (1991)

BLOCKED PUNT RETURNS FOR TOUCHDOWNS

- 25t Andrew Van Ginkel (11/6/22 at Chicago), Trenton Gill
- 19t Mark Higgs (10/18/90 vs. New England), Brian Hansen
- 11t Walt Aikens (12/17/16 at N.Y. Jets), Lachlan Edwards
- 8t Tim Foley (11/11/73 vs. Baltimore), David Lee
- *5t Charlie Babb (12/24/72 vs. Cleveland), Don Cockroft
- 5t Tim Foley (11/11/73 vs. Baltimore), David Lee
- 2t Justin Coleman (11/28/21 vs. Carolina), Lachlan Edwards
- 0t Lex Hilliard (11/20/11 vs. Buffalo), Brian Moorman
- 0t Olivier Vernon (10/28/12 at N.Y. Jets), Robert Malone

MOST BLOCKED POINTS AFTER TOUCHDOWNS

CAREER

- 3 Wahoo McDaniel (1966-68)
- 3 Doug Betters (1978-87)

DEFENSIVE 2-POINT CONVERSIONS

- 1 Walt Aikens (12/11/16 vs. Arizona), returned blocked PAT (Jordan Phillips)





TEAM RECORDS

* - Playoff Game

** - Super Bowl

1966-77: 14 games 1983-86: 16 games 1978-81: 16 games 1987: 15 games 1982: 9 games 1988-2020: 16 games 2021-Present: 17 games

Records listed do not include 1982 regular season, which consisted of 9 games due to a players' strike.

- Record includes game on 11/30/69 played at Tampa's Tampa Stadium and games on 10/28/07, 10/4/15 and 10/1/17 played at London's Wembley Stadium that were designated as home games.

^ - Record includes games on 9/28/14 played at London's Wembley Stadium, 10/17/21 played at London's Tottenham Hotspur Stadium and 11/5/23 played at Frankfurt's Frankfurt Stadium that were designated as road games.

CHAMPIONSHIPS

SUPER BOWL

2 1972, 1973

AMERICAN FOOTBALL CONFERENCE

5 1971, 1972, 1973, 1982, 1984

AFC EASTERN DIVISION

13 1971, 1972, 1973, 1974, 1979, 1981, 1983, 1984, 1985, 1992, 1994, 2000, 2008

PLAYOFF BERTHS

25 1970, 1971, 1972, 1973, 1974, 1978, 1979, 1981, 1982, 1983, 1984, 1985, 1990, 1992, 1994, 1995, 1997, 1998, 1999, 2000, 2001, 2008, 2016, 2022, 2023

GAMES

REGULAR SEASON RECORD

504-409-4 (.552)

PLAYOFF RECORD

20-23 (.465)

OVERALL RECORD

524-432-4 (.548)

HOME REGULAR-SEASON RECORD

291-163-3 (.641)#

ORANGE BOWL REGULAR-SEASON RECORD:

110-38-3 (.738)

HARD ROCK STADIUM REGULAR-SEASON RECORD

181-121 (.599)

HOME PLAYOFF RECORD

15-7 (.682)

ORANGE BOWL PLAYOFF RECORD

10-4 (.714)

HARD ROCK STADIUM PLAYOFF RECORD

5-3 (.625)

HOME OVERALL RECORD

306-170-3 (.643)#

ORANGE BOWL OVERALL RECORD

120-42-3 (.736)

HARD ROCK STADIUM OVERALL RECORD

186-124 (.600)

ROAD REGULAR-SEASON RECORD

213-246-1 (.464)^

ROAD PLAYOFF RECORD (INCLUDES SUPER BOWLS)

5-16 (.238)

ROAD OVERALL RECORD (INCLUDES SUPER BOWLS)

218-262-1 (.454)^

MOST WINS IN A SEASON

17 1972 (14 regular season, 3 playoffs)
16 1984 (14 regular season, 2 playoffs)

BEST SEASON WINNING PERCENTAGE

1.000 in 1972 (14-0 regular season, 3-0 playoffs)

FEWEST WINS IN A SEASON

1 in 2007

LOWEST SEASON WINNING PERCENTAGE

.063 in 2007 (1-15)

CONSECUTIVES

MOST WINS

18 1st in 1972 through 1st in 1973

MOST REGULAR SEASON WINS

16 14th in 1971 through 1st in 1973
16 12th in 1983 through 11th in 1984

MOST HOME WINS

31 10/17/71 through 12/15/74

MOST REGULAR-SEASON HOME WINS

27 10/17/71 through 12/15/74

MOST ROAD WINS

9 9/17/72 through 1/14/73

MOST REGULAR-SEASON ROAD WINS

7 9/17/72 through 12/10/72
7 12/4/83 through 11/4/84



TEAM RECORDS

MOST WINS IN A SERIES

20 vs. Buffalo, 1970-79

MOST PRESEASON WINS

11 5th in 1975 through 3rd in 1977

MOST LOSSES

16 14th in 2006 through 13th in 2007

MOST REGULAR-SEASON LOSSES

16 14th in 2006 through 13th in 2007

MOST HOME LOSSES

7 12/25/06 through 12/2/07
7 11/18/10 through 10/23/11

MOST ROAD LOSSES

11 12/17/06 through 9/14/08

MOST LOSSES IN A SERIES

8 vs. N.Y. Jets, 1966-69
8 vs. N.Y. Jets, 1998-2001

MOST PRESEASON LOSSES

7 5th in 1988 through 2nd in 1990

SCORING

MOST POINTS SCORED

Season 513 1984
Game 70 9/24/23 vs. Denver

FEWEST POINTS SCORED

Season 213 1966
Game 0 24 times, last 9/19/21 vs. Buffalo

MOST POINTS ALLOWED

Season 494 2019
Game *62 1/15/00 at Jacksonville
59 9/8/19 vs. Baltimore

FEWEST POINTS ALLOWED

Season 150 1973
Game 0 28 times, last 12/17/23 vs. N.Y. Jets

MOST POINTS, BOTH TEAMS

Game 96 at N.Y. Jets 51, Miami 45, OT (9/21/86)
90 Miami 70, vs. Denver 20 (9/24/23)
82 at Buffalo 56, Miami 26 (1/3/21)

FEWEST POINTS, BOTH TEAMS

Game 3 at New England 3, Miami 0 (12/12/82)
3 at Pittsburgh 3, Miami 0 (11/26/07)
9 New England 6, at Miami 3 (11/20/88)

MOST DECISIVE WIN

Game 52 52-0 vs. New England (11/12/72)
50 70-20 vs. Denver (9/24/23)
44 44-0 vs. Baltimore (11/11/73)
43 43-0 at N.Y. Jets (10/19/75)

MOST DECISIVE LOSS

Game *55 62-7 at Jacksonville (1/15/00)
49 59-10 vs. Baltimore (9/8/19)
45 48-3 vs. Kansas City (9/28/68)
43 43-0 vs. New England (9/15/19)
41 41-0 at Kansas City (10/8/67)
41 41-0 at Indianapolis (12/14/97)

MOST TOUCHDOWNS SCORED

Season 70 1984
Game 10 9/24/23 vs. Denver

FEWEST TOUCHDOWNS SCORED

Season 26 1966, 2006, 2010

MOST TOUCHDOWNS ALLOWED

Season 57 2019
Game 8 9/18/66 at Buffalo
*8 1/15/00 at Jacksonville
8 9/8/19 vs. Baltimore
8 1/3/21 at Buffalo
8 12/31/23 at Baltimore

FEWEST TOUCHDOWNS ALLOWED

Season 14 1973

MOST TOUCHDOWNS SCORED BY

RUSHING

Season 27 2023
Game 5 9/24/23 vs. Denver

PASSING

Season 49 1984
Game 6 11/24/77 at St. Louis
6 9/21/86 at N.Y. Jets
6 9/18/22 at Baltimore

INTERCEPTION

Season 5 2001
Game 2 12/3/73 vs. Pittsburgh
2 9/12/82 at N.Y. Jets
2 12/16/83 vs. N.Y. Jets
2 12/6/98 at Oakland
2 10/26/14 at Jacksonville

KICKOFF RETURN

Season 2 2009
Game 2 11/1/09 at N.Y. Jets

PUNT RETURN

Season 2 1993

FUMBLE RETURN

Season 3 1997, 2022
Game 2 10/11/87 vs. Kansas City
2 9/1/96 vs. New England

BLOCKED PUNT RETURN

Season 2 1973
Game 2 11/11/73 vs. Baltimore



TEAM RECORDS

FEWEST TOUCHDOWNS SCORED BY

RUSHING

Season	4	2017
--------	---	------

PASSING

Season	12	2007, 1969
--------	----	------------

MOST TOUCHDOWNS ALLOWED BY

RUSHING

Season	23	1986
Game	5	9/4/88 at Chicago
	5	9/8/19 vs. Baltimore
	5	10/9/22 at N.Y. Jets

PASSING

Season	39	2019
Game	6	10/21/07 vs. New England
	6	9/8/19 vs. Baltimore
	6	12/31/23 at Baltimore

INTERCEPTION

Season	8	2004
Game	2	12/18/88 at Pittsburgh
	2	11/23/97 at New England
	2	10/17/99 at New England
	2	11/18/01 vs. N.Y. Jets
	2	10/25/09 vs. New Orleans
	2	10/26/17 at Baltimore
	2	9/15/19 vs. New England

KICKOFF RETURN

Season	2	1994, 2007, 2010
--------	---	------------------

PUNT RETURN

Season	2	2008, 2020
--------	---	------------

FUMBLE RETURN

Season	3	1974
--------	---	------

BLOCKED FIELD GOAL RETURN

Season	1	1979, 1989, 2010, 2014
--------	---	------------------------

FEWEST TOUCHDOWNS ALLOWED BY

RUSHING

Season	6	1998, 1999
--------	---	------------

PASSING

Season	5	1973
--------	---	------

MOST POINTS AFTER TOUCHDOWN SCORED

Season	66	1984
Game	10	9/24/23 vs. Denver

MOST POINTS AFTER TOUCHDOWN SCORED, OPPONENT

Season	49	2007
Game	*8	1/15/00 at Jacksonville
	8	9/8/19 vs. Baltimore
	8	1/3/21 at Buffalo
	8	12/31/23 at Baltimore

MOST FIELD GOALS SCORED

Season	39	1999
Game	7	12/8/19 at N.Y. Jets

MOST FIELD GOALS SCORED, OPPONENT

Season	36	2024
Game	5	9/28/69 at Houston
	5	9/25/88 at Indianapolis
	*5	1/17/93 vs. Buffalo
	5	10/13/02 at Denver
	5	9/7/03 vs. Houston
	5	10/7/07 at Houston
	5	9/14/14 at Buffalo
	5	9/29/16 at Cincinnati
	5	12/24/17 at Kansas City
	5	9/30/24 vs. Tennessee
	5	11/11/24 at L.A. Rams

MOST SAFETIES SCORED

Season	3	2005, 2014
Game	2	12/3/17 vs. Denver

MOST SAFETIES SCORED, OPPONENT

Season	4	2015
Game	1	36 times, last 10/27/24

MOST 2-POINT CONVERSION ATTEMPTS

Season	10	1994
Game	4	at Indianapolis, 11/26/95

MOST 2-POINT CONVERSION ATTEMPTS, OPPONENT

Season	5	1995, 2009, 2016, 2019
Game	2	Six times, last 12/22/19 vs. Cincinnati

MOST 2-POINT CONVERSIONS

Season	6	1994
Game	2	at Indianapolis, 11/26/95

MOST 2-POINT CONVERSIONS, OPPONENT

Season	5	2016
Game	2	12/22/19 vs. Cincinnati

SCORE BY QUARTERS, DOLPHINS

1st –	21	12/20/70 vs. Buffalo
	21	10/2/77 vs. Houston
	21	12/5/04 vs. Buffalo
	21	10/25/15 vs. Houston
2nd –	28	12/17/67 vs. Boston
	24	10/23/77 vs. Seattle
	24	10/29/78 vs. Baltimore
	24	11/20/83 vs. Baltimore
	24	10/9/88 at L.A. Raiders
	24	12/1/91 vs. Tampa Bay
	24	11/24/24 vs. New England
3rd –	21	11/3/74 vs. Atlanta
	21	9/12/82 at N.Y. Jets
	21	9/2/84 at Washington
	21	10/11/87 vs. Kansas City
	21	11/12/89 at N.Y. Jets
	21	10/18/92 vs. New England
	21	12/12/94 vs. Kansas City
	21	9/3/95 vs. N.Y. Jets
	21	10/29/00 vs. Green Bay
	21	11/1/09 at N.Y. Jets
	21	12/4/11 vs. Oakland
	21	12/17/16 at N.Y. Jets



TEAM RECORDS

4th –	28	9/18/22 at Baltimore
	25	10/10/99 at Indianapolis
	24	11/25/01 at Buffalo
	23	12/21/14 vs. Minnesota

SCORE BY QUARTERS, OPPONENT

1st –	24	9/28/68 vs. Kansas City
	*24	1/2/82 vs. San Diego
	*24	1/15/00 at Jacksonville
	24	12/9/07 at Buffalo
2nd –	31	12/14/97 at Indianapolis
	28	9/21/86 at N.Y. Jets
	28	10/21/07 vs. New England
	28	1/3/21 at Buffalo
3rd –	24	12/14/14 at New England
	21	12/19/93 vs. Buffalo
	21	12/4/94 vs. Buffalo
	21	10/5/10 vs. New England
	21	11/13/17 at Carolina
	21	10/14/18 vs. Chicago
4th –	30	10/23/00 at N.Y. Jets
	28	10/2/66 at San Diego
	28	12/15/91 at San Diego

SCORE BY QUARTERS, BOTH TEAMS

1st –	35	12/5/04 vs. Buffalo
		Miami 21, Buffalo 14
	27	9/28/68 vs. Kansas City
2nd –		Kansas City 24, Miami 3
	42	9/21/86 at N.Y. Jets
		N.Y. Jets 28, Miami 14
	35	9/3/95 vs. N.Y. Jets
		Miami 21, N.Y. Jets 14
	35	10/21/07 vs. New England
		New England 28, Miami 7
	35	12/9/18 vs. New England
3rd –		New England 21, Miami 14
	37	11/1/09 at N.Y. Jets
		Miami 21, N.Y. Jets 16
	29	9/4/94 vs. New England
		Miami 15, New England 14
	28	12/10/67 vs. San Diego
		Miami 14, San Diego 14
	28	12/19/93 vs. Buffalo
		Buffalo 21, Miami 7
	28	11/27/94 at N.Y. Jets
		Miami 14, N.Y. Jets 14
	28	12/18/13 at Pittsburgh
4th –		Miami 14, Pittsburgh 14
	28	12/24/16 at Buffalo
		Miami 14, Buffalo 14
	28	11/13/17 at Carolina
		Miami 7, Carolina 21
	41	12/21/14 vs. Minnesota
		Miami 23, Minnesota 18
	39	10/10/99 at Indianapolis
		Miami 25, Indianapolis 14
	37	10/23/00 at N.Y. Jets
		N.Y. Jets 30, Miami 7

MOST CONSECUTIVE QUARTERS HELD SCORELESS BY DOLPHINS

13 1973, 3rd Q in 8th through 3rd Q in 11th

MOST CONSECUTIVE QUARTERS HELD SCORELESS BY OPPONENT

11 1970, 1st Q in 6th through 3rd Q in 8th

SCORE BY HALVES, DOLPHINS

1st –	41	10/25/15 vs. Houston
	35	12/17/67 vs. Boston
	35	9/24/23 vs. Denver
	31	12/20/70 vs. Buffalo
	31	12/2/85 vs. Chicago
	31	12/7/86 at New Orleans
2nd –	31	12/3/23 at Washington
	35	9/18/22 at Baltimore
	35	9/24/23 vs. Denver
	31	9/22/85 vs. Kansas City
	31	12/12/94 vs. Kansas City
	31	9/3/95 vs. N.Y. Jets

SCORE BY HALVES, OPPONENT

1st –	48	9/18/66 at Buffalo
2nd –	38	10/2/66 at San Diego
	36	10/25/09 vs. New Orleans

SCORE BY HALVES, BOTH TEAMS

1st –	58	9/18/66 at Buffalo
		Buffalo 48, Miami 10
	52	9/21/86 at N.Y. Jets
		N.Y. Jets 31, Miami 21
	52	12/21/08 at Kansas City
2nd –		Kansas City 28, Miami 24
	52	9/8/19 vs. Baltimore
		Baltimore 42, Miami 10
	52	10/9/83 vs. Buffalo
		Miami 28, Buffalo 24

TIME OF POSSESSION (SINCE 1977)

HIGHEST TIME OF POSSESSION

Season	32:38	1979
Game	45:07	9/21/09 vs. Indianapolis
	43:39	12/7/87 vs. N.Y. Jets
	41:55	12/16/96 vs. Buffalo

LOWEST TIME OF POSSESSION

Season	27:02	1988
Game	14:28	9/4/88 at Chicago
	16:32	10/1/89 at Houston
	18:02	10/27/96 vs. Dallas

HIGHEST TIME OF POSSESSION ALLOWED

Season	32:58	1988
Game	46:29	10/4/81 vs. N.Y. Jets (OT)
	45:32	9/4/88 at Chicago
	44:53	10/27/97 vs. Chicago (OT)

LOWEST TIME OF POSSESSION ALLOWED

Season	27:22	1979
Game	14:53	9/21/09 vs. Indianapolis
	16:21	12/7/87 vs. N.Y. Jets
	18:05	12/16/96 vs. Buffalo



TEAM RECORDS

SCORING DRIVES

LONGEST SCORING DRIVES

BY PLAYS

21	11/11/12 vs. N.Y. Jets (TD, 94 yards, 12:29)
18	11/11/07 vs. Buffalo (TD, 80 yards, 9:45)
18	9/14/08 at Arizona (TD, 89 yards, 7:04)
18	12/27/09 vs. Houston (FG, 61 yards, 4:18)
17	7 times, last: 10/4/20 vs. Seattle (FG, 73 yards, 7:59)

BY YARDS

99	9/10/78 at Baltimore (TD, 7 plays, 3:53)
99	9/24/89 vs. N.Y. Jets (TD, 7 plays, 1:27)
98	9/9/18 vs. Tennessee (TD, 12 plays, 5:21)
97	12/15/02 vs. Oakland (TD, 13 plays, 7:53)
97	12/28/14 vs. N.Y. Jets (TD, 1 play, 0:14)
97	10/18/15 at Tennessee (TD, 9 plays, 5:30)
97	11/3/24 at Buffalo (TD, 14 plays, 8:21)
97	11/17/24 vs. Las Vegas (TD, 14 plays, 7:47)

BY TIME OF POSSESSION

12:29	1/1/12 vs. N.Y. Jets (TD, 21 plays, 94)
10:30	10/16/94 vs. L.A. Raiders (FG, 10 plays, 65 yards)
10:16	12/10/01 vs. Indianapolis (TD, 15 plays, 78 yards)
10:09	11/9/09 at New England (TD, 16 plays, 66 yards)
10:01	10/27/74 vs. Baltimore (FG, 16 plays, 73 yards)

LONGEST SCORING DRIVES, OPPONENTS

BY PLAYS

20	11/24/97 at Chicago (FG, 77 yards, 11:07)
20	9/25/22 vs. Buffalo (FG, 87 yards, 9:22)
19	7 times, last: 12/22/13 at Buffalo (FG, 92 yards, 9:16)

BY YARDS

99	12/11/76 vs. Minnesota (TD, 16 plays, 9:07)
99	10/27/80 at N.Y. Jets (TD, 17 plays, 9:22)
99	9/30/01 at St. Louis (TD, 11 plays, 5:36)
99	9/12/11 vs. New England (TD, 1 play, 0:13)
99	12/11/16 vs. Arizona (TD, 12 plays, 6:43)
99	11/11/21 vs. Baltimore (TD, 9 plays, 4:12)

BY TIME OF POSSESSION

12:45	12/14/75 at Baltimore (FG, 17 plays, 82 yards)
11:07	11/24/91 at Chicago (FG, 20 plays, 77 yards)
11:05	12/16/01 at San Francisco (TD, 17 plays, 98 yards)

FIRST DOWNS

MOST FIRST DOWNS

Season	387	1984
Game	36	12/21/14 vs. Minnesota
	34	11/24/77 at St. Louis
	34	12/12/88 vs. Cleveland

FEWEST FIRST DOWNS

Season	200	1966
Game	6	11/14/99 at Buffalo
	6	12/12/10 at N.Y. Jets
	6	12/22/13 at Buffalo

MOST FIRST DOWNS ALLOWED

Season	361	2019
Game	39	11/27/88 at N.Y. Jets
	*34	1/2/82 vs. San Diego
	34	11/18/84 at San Diego

FEWEST FIRST DOWNS ALLOWED

Season	186	1972
Game	4	11/11/73 vs. Baltimore
	5	9/2/79 at Buffalo
	7	9/24/72 vs. Houston
	7	10/28/90 at Indianapolis

MOST FIRST DOWNS, BOTH TEAMS

Season	701	1984
Game	60	9/10/23 at L.A. Chargers
	*59	1/2/82 vs. San Diego
	59	10/9/83 vs. Buffalo
	59	11/27/88 at N.Y. Jets

FEWEST FIRST DOWNS, BOTH TEAMS

Season	410	1973
Game	15	11/9/69 at Boston
	20	12/12/10 at N.Y. Jets
	21	3 times, last: 11/11/73 vs. Baltimore

MOST FIRST DOWNS

BY RUSHING

Season	170	1972
Game	19	10/29/72 at Baltimore
	19	11/24/77 at St. Louis

BY PASSING

Season	250	1986
Game	26	12/12/88 vs. Cleveland
	24	9/15/85 vs. Indianapolis
	24	9/21/86 at N.Y. Jets
	24	11/16/86 at Buffalo
	24	9/24/89 vs. N.Y. Jets

BY PENALTY

Season	41	2019
Game	7	11/8/15 at Buffalo
	6	12/4/66 at Denver
	6	11/26/67 vs. Buffalo
	6	9/8/96 at Arizona
	6	12/21/14 vs. Minnesota
	6	10/22/17 vs. N.Y. Jets

FEWEST FIRST DOWNS

BY RUSHING

Season	61	2013
Game	0	10/15/67 at Boston
	*0	1/15/00 at Jacksonville
	*0	1/6/01 at Oakland
	0	9/19/04 at Cincinnati
	0	10/6/13 vs. Baltimore
	0	9/20/15 at Jacksonville
	0	11/24/15 at N.Y. Jets
	0	9/24/17 at N.Y. Jets

BY PASSING

Season	91	1973
Game	1	9/4/83 at Buffalo

BY PENALTY

Season	12	2013
--------	----	------



TEAM RECORDS

MOST FIRST DOWNS ALLOWED

BY RUSHING

Season	155	1988
Game	**24	1/30/83 vs. Washington
	*18	12/30/95 at Buffalo
	18	9/13/20 at New England

BY PASSING

Season	215	2012
Game	26	10/11/21 at Tampa Bay
	23	11/27/88 at N.Y. Jets

BY PENALTY

Season	42	2005
Game	7	10/9/83 vs. Buffalo
	7	10/23/00 at N.Y. Jets (OT)
	7	11/13/16 at San Diego

FEWEST FIRST DOWNS ALLOWED

BY RUSHING

Season	66	1969
Game	0	12/20/70 vs. Buffalo
	0	10/13/74 at Washington
	*0	1/9/00 at Seattle
	0	9/14/03 at N.Y. Jets
	0	11/23/06 at Detroit
	0	11/2/08 at Denver
	0	10/4/09 vs. Buffalo
	0	9/30/12 at Arizona
	0	12/17/23 vs. N.Y. Jets

BY PASSING

Season	78	1973
Game	0	12/8/68 vs. Boston
	1	11/5/79 vs. Houston
	1	12/12/82 at New England

BY PENALTY

Season	8	1973, 1974
--------	---	------------

TOTAL NET YARDS

MOST NET YARDS

Season	6,936	1984
Game	726	9/24/23 vs. Denver
	584	10/23/88 vs. N.Y. Jets
	*569	1/6/85 vs. Pittsburgh
	552	9/30/84 at St. Louis
	552	10/21/84 at New England

FEWEST NET YARDS

Season	3,458	1966
Game	88	10/12/80 at New England
	101	11/14/99 at Buffalo
	103	12/22/13 at Buffalo

MOST NET YARDS ALLOWED

Season	6,364	2019
Game	643	9/8/19 vs. Baltimore
	622	9/12/11 vs. New England
	597	11/27/88 at N.Y. Jets
	593	10/3/76 vs. Los Angeles

FEWEST NET YARDS ALLOWED

Season	3,281	1973
Game	76	10/21/73 vs. Buffalo
	103	12/17/23 vs. N.Y. Jets
	117	10/17/71 vs. New England
	118	10/16/66 vs. Denver
	118	9/21/03 vs. Buffalo

MOST NET YARDS GAINED, BOTH TEAMS

Season	12,374	1986
Game	1,110	9/12/11 vs. New England
	1,089	9/24/23 vs. Denver
	1,066	9/21/86 at N.Y. Jets

FEWEST NET YARDS GAINED, BOTH TEAMS

Season	7,384	1973
Game	335	10/16/66 vs. Denver

RUSHING

MOST RUSHING YARDS

Season	2,960	1972
Game	350	9/24/23 vs. Denver
	315	11/11/73 vs. Baltimore
	304	12/3/72 at New England
	302	10/24/71 at N.Y. Jets
	302	11/7/71 vs. Buffalo

FEWEST RUSHING YARDS

Season	1,156	2019
Game	2	11/11/13 at Tampa Bay
	7	11/19/06 vs. Minnesota
	12	11/29/15 at N.Y. Jets
	14	11/19/90 vs. L.A. Raiders
	*14	1/9/99 at Denver
	14	12/23/13 at Buffalo

MOST RUSHING YARDS ALLOWED

Season	2,506	1988
Game	*341	12/30/95 at Buffalo
	305	12/18/88 at Pittsburgh
	299	9/30/07 vs. Oakland

FEWEST RUSHING YARDS ALLOWED

Season	1,430	1994
Game	14	11/2/08 at Denver
	16	9/2/66 vs. Oakland
	16	11/28/10 at Oakland

MOST RUSHING YARDS, BOTH TEAMS

Season	4,627	1978
Game	533	12/24/16 at Buffalo
	508	11/7/71 vs. Buffalo
	487	12/5/76 vs. Buffalo

FEWEST RUSHING YARDS, BOTH TEAMS

Season	2,920	1966
Game	67	9/8/13 at Cleveland
	74	11/23/98 at New England
	79	12/19/99 vs. San Diego

MOST RUSHING ATTEMPTS

Season	613	1972
Game	58	10/5/75 at Green Bay
	56	9/12/82 at N.Y. Jets
	55	11/24/77 at St. Louis



TEAM RECORDS

FEWEST RUSHING ATTEMPTS

Season	326	1967
Game	*8	1/8/95 at San Diego
	8	12/4/22 at San Francisco
	**9	1/20/85 vs. San Francisco
	9	9/7/86 at San Diego
	9	11/29/15 at N.Y. Jets
	9	10/10/21 at Tampa Bay

MOST RUSHING ATTEMPTS, OPPONENT

Season	557	1988
Game	*59	1/12/86 vs. New England
	54	9/4/88 at Chicago
	**52	1/30/83 vs. Washington
	*52	12/30/95 at Buffalo

FEWEST RUSHING ATTEMPTS, OPPONENT

Season	387	1970
Game	7	9/4/94 at Green Bay
	10	11/23/06 at Detroit
	10	12/11/17 vs. New England
	10	11/24/23 at N.Y. Jets
	11	9/14/03 at N.Y. Jets
	11	9/21/09 vs. Indianapolis

HIGHEST RUSHING AVERAGE

Season	5.06	2023
--------	------	------

LOWEST RUSHING AVERAGE

Season	3.12	1997
--------	------	------

HIGHEST RUSHING AVERAGE, OPPONENT

Season	4.88	1968
--------	------	------

LOWEST RUSHING AVERAGE, OPPONENT

Season	3.29	2003
--------	------	------

PASSING

MOST NET YARDS PASSING

Season	5,018	1984
Game	521	10/23/88 vs. N.Y. Jets
	466	9/10/23 at L.A. Chargers
	461	9/18/22 at Baltimore
	456	9/4/94 vs. New England
	446	9/24/89 vs. N.Y. Jets

FEWEST NET YARDS PASSING

Season	1,582	1973
Game	22	11/23/69 vs. Houston
	*26	12/30/73 vs. Oakland
	26	9/4/83 at Buffalo

MOST NET YARDS PASSING ALLOWED

Season	4,198	2019
Game	516	9/12/11 vs. New England
	449	9/21/86 at N.Y. Jets
	437	10/10/21 at Tampa Bay

FEWEST NET YARDS PASSING ALLOWED

Season	1,290	1973
Game	1	10/21/73 vs. Buffalo
	11	11/5/79 vs. Houston
	13	12/12/82 at New England

MOST NET YARDS PASSING, BOTH TEAMS

Season	8,503	2022
Game	884	9/21/86 at N.Y. Jets

FEWEST NET YARDS PASSING, BOTH TEAMS

Season	2,872	1973
Game	72	12/12/82 at New England

MOST GROSS YARDS PASSING

Season	5,146	1984
Game	521	10/23/88 vs. N.Y. Jets
	473	9/4/94 vs. New England
	470	12/2/84 vs. L.A. Raiders

FEWEST GROSS YARDS PASSING

Season	1,675	1973
Game	*34	12/30/73 vs. Oakland
	46	9/4/83 at Buffalo
	46	12/21/03 at Buffalo

MOST GROSS YARDS PASSING ALLOWED

Season	4,373	2020
Game	517	9/12/11 vs. New England
	479	9/21/86 at N.Y. Jets
	452	10/10/21 at Tampa Bay

FEWEST GROSS YARDS PASSING ALLOWED

Season	1,604	1973
Game	13	12/12/82 at New England
	25	11/5/79 vs. Houston
	35	12/9/73 at Baltimore

MOST PASS ATTEMPTS

Season	645	1986
Game	*66	12/30/95 at Buffalo
	65	12/4/05 vs. Buffalo
	62	10/22/06 vs. Green Bay

FEWEST PASS ATTEMPTS

Season	256	1973
Game	*6	12/30/73 vs. Oakland
	**7	1/13/74 vs. Minnesota
	*8	1/2/72 vs. Baltimore

MOST PASS ATTEMPTS, OPPONENT

Season	624	2022
Game	63	9/25/22 vs. Buffalo
	61	11/1/20 vs. L.A. Rams
	59	10/23/00 at N.Y. Jets (OT)
	58	10/4/92 at Buffalo
	56	11/18/84 at San Diego
	56	9/7/14 vs. New England
	56	12/22/19 vs. Cincinnati

FEWEST PASS ATTEMPTS, OPPONENT

Season	320	1973
Game	5	12/12/82 at New England
	8	11/14/76 at Pittsburgh
	8	12/9/73 at Baltimore

MOST PASS COMPLETIONS

Season	413	2024
Game	39	11/16/86 at Buffalo
	38	11/23/97 at New England
	37	11/28/24 at Green Bay



TEAM RECORDS

FEWEST PASS COMPLETIONS

Season	133	1973
Game	3	10/15/73 at Cleveland
	*3	12/30/73 vs. Oakland

MOST PASS COMPLETIONS, OPPONENT

Season	416	2022
Game	42	9/25/22 vs. Buffalo
	39	12/11/22 at L.A. Chargers
	38	10/9/83 vs. Buffalo
	37	11/18/84 at San Diego
	37	12/4/16 at Baltimore

FEWEST PASS COMPLETIONS, OPPONENT

Season	151	1973
Game	2	11/9/69 at Boston
	2	12/12/82 at New England
	4	11/14/76 at Pittsburgh

INTERCEPTIONS

MOST INTERCEPTIONS

Season	32	1978, 458 yards
Game	6	12/3/73 vs. Pittsburgh
	6	10/19/75 at N.Y. Jets
	6	9/10/78 at Baltimore
	6	11/21/82 at Buffalo
	6	10/16/83 at N.Y. Jets
	6	12/6/98 at Oakland

FEWEST INTERCEPTIONS

Season	8	2006, 116 yards
		2022, 115 yards

MOST INTERCEPTIONS, OPPONENT

Season	32	1966, 370 yards
Game	6	11/13/66 at Kansas City

FEWEST INTERCEPTIONS, OPPONENT

Season	7	2008, 130 yards
--------	---	-----------------

MOST INTERCEPTION RETURN YARDS

Season	522	1966
Game	218	10/4/92 at Buffalo

FEWEST INTERCEPTION RETURN YARDS

Season	66	2010
--------	----	------

MOST INTERCEPTION RETURN YARDS, OPPONENT

Season	596	1969
Game	160	11/23/97 at New England
	151	12/2/84 vs. L.A. Raiders
	151	11/18/01 vs. N.Y. Jets

FEWEST INTERCEPTION RETURN YARDS, OPPONENT

Season	100	1985
--------	-----	------

PENALTIES

MOST PENALTIES

Season	137	2017, 1,154 yards
Game	18	10/9/05 at Buffalo
	17	11/19/17 vs. Tampa Bay

MOST YARDS PENALIZED

Season	1,154	2017, on 137
Game	149	10/12/03 at Jacksonville
	145	12/31/17 vs. Buffalo
	143	10/1/95 at Cincinnati

FEWEST PENALTIES

Season	48	1968, 485 yards
Game	0	12/23/67 vs. Houston
	0	12/8/68 vs. Boston
	0	9/29/91 at N.Y. Jets
	*0	1/10/93 vs. San Diego
	0	12/21/98 vs. Denver
	0	9/15/13 at Indianapolis

FEWEST YARDS PENALIZED

Season	416	1973, on 52
Game	0	12/23/67 vs. Houston
	0	12/8/68 vs. Boston
	0	9/29/91 at N.Y. Jets
	*0	1/10/93 vs. San Diego
	0	12/21/98 vs. Denver
	0	9/15/13 at Indianapolis

MOST PENALTIES, OPPONENT

Season	125	2024, 1,030 yards
Game	19	12/22/85 vs. Buffalo
	17	10/18/87 at N.Y. Jets
	15	10/9/83 vs. Buffalo

MOST YARDS PENALIZED, OPPONENT

Season	1,084	2019, on 111
Game	163	10/4/15 vs. N.Y. Jets (at London)
	156	9/20/69 at Oakland
	144	11/5/67 at Buffalo

FEWEST PENALTIES, OPPONENT

Season	59	1967, 691 yards
Game	0	10/22/23 at Philadelphia

FEWEST YARDS PENALIZED, OPPONENT

Season	525	1974, on 67
Game	0	10/22/23 at Philadelphia

MOST PENALTIES, BOTH TEAMS

Season	259	2017, 2,231 yards
Game	26	12/22/85 vs. Buffalo
	26	11/19/17 vs. Tampa Bay
	25	10/9/05 at Buffalo

MOST YARDS PENALIZED, BOTH TEAMS

Season	2,231	2017, on 259
Game	243	10/4/15 vs. N.Y. Jets (at London)
	230	10/3/70 vs. Oakland
	227	11/30/69 vs. Boston (at Tampa)

FEWEST PENALTIES, BOTH TEAMS

Season	112	1967, 1,181 yards
Game	2	12/23/67 vs. Houston
	2	11/11/73 vs. Baltimore
	2	12/12/82 at New England



TEAM RECORDS

FEWEST YARDS PENALIZED, BOTH TEAMS

Season	1,032	1973, on 113
Game	10	11/11/73 vs. Baltimore
	10	12/12/82 at New England
	13	9/15/13 at Indianapolis

PUNTING

MOST PUNTS

Season	99	2004
Game	11	12/7/03 at New England

MOST PUNT YARDS

Season	4,380	2015, 47.6 average
Game	564	12/12/10 at N.Y. Jets
	501	12/22/13 at Buffalo

FEWEST PUNTS

Season	44	1972
Game	0	9/23/79 vs. Chicago
	0	10/12/86 vs. Buffalo
	0	12/12/88 vs. Cleveland
	0	12/28/03 vs. N.Y. Jets
	0	11/13/22 vs. Cleveland
	0	11/17/24 vs. Las Vegas

MOST PUNTS, OPPONENT

Season	102	2004
Game	11	11/11/73 vs. Baltimore
	11	12/7/03 at New England

MOST PUNT YARDS, OPPONENT

Season	4,313	2011, 45.4 average
Game	475	9/20/98 vs. Pittsburgh

FEWEST PUNTS, OPPONENT

Season	52	1967
Game	0	12/17/67 vs. Boston
	0	9/21/97 at Tampa Bay
	0	11/7/10 at Baltimore
	0	9/29/19 vs. L.A. Chargers
	0	9/7/25 vs. Indianapolis
	1	25 times, last 11/17/24 vs. Las Vegas

MOST PUNTS, BOTH TEAMS

Season	201	2004
Game	22	12/7/03 at New England

FEWEST PUNTS, BOTH TEAMS

Season	116	1995
Game	1	10/12/86 vs. Buffalo
	1	11/13/22 vs. Cleveland
	2	9/23/79 vs. Chicago
	2	12/12/88 vs. Cleveland

HIGHEST PUNTING AVERAGE

Season	49.7	2012, 76 punts
x-Game	58.8	9/23/12 vs. N.Y. Jets

HIGHEST PUNTING AVERAGE, OPPONENT

Season	49.0	2023, 67 punts
x-Game	56.7	11/24/13 vs. Carolina

x - minimum 4 punts

PUNT RETURNS

MOST PUNT RETURNS

Season	55	1983, 581 yards
Game	7	10/19/69 at Kansas City
	7	9/19/04 at Cincinnati
	7	11/24/13 vs. Carolina

MOST PUNT RETURN YARDS

Season	581	1983, 55 returns
Game	123	10/19/69 at Kansas City
	123	12/13/93 vs. Pittsburgh

MOST PUNT RETURNS, OPPONENT

Season	50	2015, 526 yards
Game	9	12/12/10 at N.Y. Jets
	8	9/9/66 vs. N.Y. Jets
	8	12/24/05 vs. Tennessee

MOST PUNT RETURN YARDS, OPPONENT

Season	526	2015, 50 returns
Game	116	12/16/18 at Minnesota
	115	10/12/80 at New England
	113	11/16/08 vs. Oakland

KICKOFF RETURNS

MOST KICKOFF RETURNS

Season	78	2007, 1,552 yards
Game	9	9/18/66 at Buffalo
	9	9/7/86 at San Diego
	*9	1/12/91 at Buffalo
	*9	1/15/00 at Jacksonville
	9	12/2/07 vs. N.Y. Jets

MOST KICKOFF RETURN YARDS

Season	1,739	2009, 75 returns
Game	299	11/1/09 at N.Y. Jets
	245	12/5/71 at New England

MOST KICKOFF RETURNS, OPPONENT

Season	85	1995, 1,782 yards
Game	9	11/24/77 at St. Louis
	9	9/3/95 vs. N.Y. Jets

MOST KICKOFF RETURN YARDS, OPPONENT

Season	1,782	1995, 85 returns
Game	251	12/12/94 vs. Kansas City
	248	9/21/08 at New England

SACKS

MOST SACKS

Season	56.0	2023, 371 yards
Game	9.0-59.0	10/21/73 vs. Buffalo
	8.0-61.0	9/20/81 at Houston
	8.0-57.0	9/13/98 vs. Buffalo
	8.0-47.0	12/6/98 at Oakland
	8.0-34.0	11/28/04 at San Francisco
	8.0-53.0	11/23/06 at Detroit
	8.0-55.0	9/30/12 at Arizona
	8.0-54.0	12/27/21 at New Orleans

FEWEST SACKS

Season	16.0	1966, 180 yards
--------	------	-----------------



TEAM RECORDS

MOST SACKS, OPPONENT

Season	58.0	2013, 399 yards and 2019, 313 yards
Game	9.0-53.0	10/17/99 at New England
	9.0-60.0	12/11/11 vs. Philadelphia
	9.0-71.0	12/16/18 at Minnesota

FEWEST SACKS, OPPONENT

Season	7.0	1988, 41 yards
--------	-----	----------------

MOST CONSECUTIVE GAMES WITH NO SACKS ALLOWED

19 5th through 16th in 1988 and 1st through 7th in 1989

MOST SACKS, BOTH TEAMS

Season	100.0	2013, 671 yards
--------	-------	-----------------

FEWEST SACKS, BOTH TEAMS

Season	31.0	1988, 208 yards
--------	------	-----------------

FUMBLES

MOST FUMBLES

Season	42	2004
Game	8	12/9/07 at Buffalo
	7	10/6/96 vs. Seattle

MOST FUMBLES LOST

Season	20	1985
Game	5-5	9/25/83 vs. Kansas City
	*6-5	1/15/00 at Jacksonville
	4-4	10/15/67 at Boston
	5-4	11/15/70 vs. New Orleans
	4-4	9/19/71 at Denver
	*5-4	1/12/86 vs. New England
	4-4	9/7/86 at San Diego
	5-4	10/18/90 vs. New England
	4-4	12/27/98 at Atlanta

FEWEST FUMBLES

Season	12	2000
--------	----	------

MOST FUMBLES, OPPONENT

Season	38	1971, 1983
Game	7	11/7/71 vs. Buffalo
	7	9/18/77 at Buffalo
	7	10/23/83 at Baltimore
	7	12/4/94 vs. Buffalo

MOST FUMBLES LOST, OPPONENT

Season	21	1971, 1978
--------	----	------------

TAKEAWAY/GIVEAWAY

BEST RATIO

Season	+23	1978, 53 TAs, 30 GAs
	+18	1972, 46 TAs, 28 GAs

WORST RATIO

Season	-18	1989, 23 TAs, 41 GAs
	-17	2004, 25 TAs, 42 GAs

MOST TAKEAWAYS

Season	53	1978, 21 FRs, 32 INTs
	46	1966, 15 FRs, 31 INTs
	46	1972, 20 FRs, 26 INTs

FEWEST TAKEAWAYS

Season	14	2022, 6 FRs, 8 INTs
--------	----	---------------------

MOST TAKEAWAYS, OPPONENT

Season	44	1967, 16 FRs, 28 INTs
--------	----	-----------------------

FEWEST TAKEAWAYS, OPPONENT

Season	13	2008, 6 FRs, 7 INTs
--------	----	---------------------

BLOCKED PUNTS

MOST BLOCKED PUNTS

Season	3	2014
--------	---	------





ALL-TIME LEADERS

(**boldface** indicates active player)

RUSHING						
PLAYER	YEARS	NO.	YDS.	AVG.	LG	TD
1. Larry Csonka	1968-74, 1979	1,506	6,737	4.5	54t	53
2. Ricky Williams	2002-03, 2005, 2007-10	1,509	6,436	4.3	68t	48
3. Ronnie Brown	2005-10	1,128	4,815	4.3	65t	36
4. Mercury Morris	1969-75	754	3,877	5.1	70t	29
5. Jim Kiick	1968-74	997	3,644	3.7	56	28
6. Tony Nathan	1979-87	732	3,543	4.8	46	16
7. Karim Abdul-Jabbar	1996-99	888	3,063	3.4	45	33
8. Lamar Miller	2012-15	638	2,930	4.6	97t	19
9. Mark Higgs	1990-94	702	2,648	3.8	31	14
10. Delvin Williams	1978-80	643	2,632	4.1	65	13
11. Andra Franklin	1981-84	622	2,232	3.6	29	22
12. Raheem Mostert	2015, 2022-24	475	2,184	4.6	67	23
13. Benny Malone	1974-78	503	2,129	4.2	66t	16
14. Lamar Smith	2000-01	622	2,107	3.4	68t	20
15. Reggie Bush	2011-12	443	2,072	4.7	76t	12
16. Bernie Parmalee	1992-98	513	1,959	3.8	47t	15
17. Lorenzo Hampton	1985-89	500	1,949	3.9	54t	22
18. Jay Ajayi	2015-17	447	1,924	4.3	62t	9
19. Sammie Smith	1989-91	509	1,787	3.5	33	15
20. De'Von Achane	2023-25	313	1,762	5.6	76t	14
21. Woody Bennett	1980-88	419	1,744	4.2	25	9
22. Kenyan Drake	2016-19	333	1,532	4.6	66t	9
23. Don Nottingham	1973-77	365	1,524	4.2	56	25
24. Norm Bulaich	1975-79	340	1,498	4.4	63	17
25. Daniel Thomas	2011-14	409	1,480	3.6	55	10
26. Gary Davis	1976-79	317	1,389	4.4	65t	7
27. Myles Gaskin	2019-22	361	1,355	3.8	30	7
28. Troy Stradford	1987-90	343	1,332	3.9	51	10
29. Ryan Tannehill	2012-18	248	1,210	4.9	48	6
30. Travis Minor	2001-06	277	1,133	4.1	56t	8
31. Ron Davenport	1985-89	274	1,127	4.1	64	13
32. Terry Kirby	1993-95	287	1,037	3.6	38	9
33. Bob Griese	1967-80	261	994	3.8	35	7
34. Sammy Morris	2004-06	240	981	4.1	55	8
35. Irving Spikes	1994-97	252	934	3.7	49	8
36. Leroy Harris	1977-78	214	929	4.3	77t	6
37. Jay Fiedler	2000-04	201	834	4.1	30	11
38. David Woodley	1980-83	173	771	4.5	29	9
39. J.J. Johnson	1999-01	219	748	3.4	34	5
40. Frank Gore	2018	156	722	4.6	39	0
41. Jeff Wilson Jr.	2022-25	141	637	4.5	28	3
42. Salvon Ahmed	2020-23	163	593	3.6	31	5
43. Joe Carter	1984-86	118	589	5.0	35	1
44. Stan Mitchell	1966-70	173	548	3.1	30	4
45. Joe Auer	1966-67	165	544	3.3	41	5
46. Marc Logan	1989-91	140	523	3.7	17	2
47. Jesse Chatman	2005, 2007	128	515	4.0	30	1
48. John Avery	1998-99	143	503	3.5	44	2
49. Damien Williams	2014-17	133	477	3.6	69	3
50. Bobby Humphrey	1992	102	471	4.6	21	1
51. Tua Tagovailoa	2020-25	155	437	2.8	23	6
52. Hubert Ginn	1970-75	101	415	4.1	46	3
53. Cecil Collins	1999	131	414	3.2	25t	2
54. Ryan Fitzpatrick	2019-20	84	394	4.7	20	6
55. David Overstreet	1983	85	392	4.6	44	1
56. Keith Byars	1993-96	98	377	3.8	77t	6
57. Chris Chambers	2001-07	41	355	8.7	61	0
58. Duke Johnson	2021	71	330	4.7	27	3
59. Kalen Ballage	2018-19	110	326	3.0	75t	4
60. Sam Price	1966-68	82	313	3.8	38	1
61. Abner Haynes	1967	56	274	4.9	65t	2



ALL-TIME LEADERS

RUSHING						
	PLAYER	YEARS	NO.	YDS.	AVG.	LG TD
62.	Lousaka Polite	2008-10	86	270	3.1	14 1
63.	Cookie Gilchrist	1966	72	262	3.6	22 0
64.	Matt Breida	2020	59	254	4.3	24 0
65.	Terry Robiskie	1980-81	78	250	3.2	36 2
66.	Jaylen Wright	2024	68	249	3.7	20 0
67.	Nat Moore	1974-86	40	249	6.2	36 1
68.	Patrick Laird	2019-21	76	244	3.2	18 1
69.	Steve Howell	1979-81	68	235	3.4	23 1
70.	Billy Joe	1966	71	232	3.3	14 0
71.	Charles Leigh	1971-74	48	228	4.8	34t 1
72.	Tom Vigorito	1981-85	54	215	4.0	33t 2
	Stan Winfrey	1975-77	55	215	3.9	13 1
74.	Stanley Pritchett	1996-99	63	211	3.3	25 2
75.	Eddie Hill	1981-84	52	209	4.0	24 1
76.	Autry Denson	1999-00	59	206	3.5	20 0
77.	Mark Walton	2019	53	201	3.8	19 0
78.	Ronald Scott	1987	47	199	4.2	24 3
79.	Jack Harper	1967-68	41	197	4.8	37t 1
80.	Chad Henne	2008-11	66	196	3.0	20 2
81.	Freddie Solomon	1975-77	14	190	13.6	59t 1
82.	Jerris McPhail	1996-97	23	174	7.6	71t 1
83.	James McKnight	2001-03	15	172	11.5	68t 1
84.	Patrick Cobbs	2006-10	37	171	4.6	44 2
85.	Paul Warfield	1970-74	16	166	10.4	39 0
86.	Pete Johnson	1984	68	159	2.3	9 9
	Larry Seiple	1967-77	16	159	9.9	34 0
88.	Knowshon Moreno	2014	31	148	4.8	15 1
89.	Jim Jensen	1981-92	26	142	5.5	23 0
90.	Leonard Henry	2002-04	46	141	3.1	53 0
91.	George Wilson	1966	27	137	5.1	37 0
92.	Thurman Thomas	2000	28	136	4.9	25 0
93.	Tyler Huntley	2024	25	135	5.2	20 2
	Rick Casares	1966	43	135	3.1	10 0
95.	Ray Lucas	2001-02	44	132	3.0	17 3
96.	Tony Paige	1990-92	49	131	2.7	11 3
97.	Lex Hilliard	2009-11	39	130	3.3	18 2
98.	Lorenzo Booker	2007	28	125	4.5	22 0
	Malcolm Brown	2021	33	125	3.8	24t 1
100.	Ted Ginn, Jr.	2007-09	16	124	7.8	40t 2
	Damon Huard	1997-00	28	124	4.4	25 0
102.	Jonas Gray	2015	31	122	3.9	16 0
103.	Chase Edmonds	2022	42	120	2.9	28 2
	Earl Morrall	1972-76	23	120	5.2	31t 1
105.	Jarvis Landry	2014-17	26	119	4.6	22t 1
	Phillip Lindsay	2021	38	119	3.1	9 0
107.	Rob Konrad	1999-04	38	114	3.0	18t 1
108.	Aaron Craver	1991-94	29	110	3.8	19 1
109.	Cleo Lemon	2005-07	34	109	3.2	11 4
110.	Mark Clayton	1983-92	14	108	7.7	30 0
	Gene Milton	1968-69	9	108	12.0	34 0
112.	Robert Edwards	2002	20	107	5.4	19 1
113.	Chris Brooks	2023	19	106	5.6	52 0
114.	Samkon Gado	2007	35	104	3.0	20t 3
115.	Scott Secules	1989-91	16	103	6.4	17 1
116.	Tyreek Hill	2022-25	21	100	4.8	16 1
117.	Scott Mitchell	1990-93	29	99	3.4	32 0
118.	Kyle Mackey	1987	17	98	5.8	17 2
119.	Brandon Bolden	2018	8	91	11.4	54t 2
120.	Dan Marino	1983-99	301	87	0.3	15 9
121.	DeAndre Washington	2020	28	86	3.1	16 0
122.	Pat White	2009	21	81	3.9	33 0
123.	Albert Wilson	2018-19, 21	17	78	4.6	28 0



ALL-TIME LEADERS

RUSHING						
	PLAYER	YEARS	NO.	YDS.	AVG.	LG TD
124.	George Chesser	1966-67	18	77	4.3	19 0
125.	Tyler Thigpen	2009-10	14	74	5.3	12 0
126.	Frank Jackson	1966-67	3	70	23.3	48 0
	Jacoby Brissett	2021	19	70	3.7	19 1
128.	Chad Pennington	2008-10	33	69	2.1	16 1
129.	Matt Moore	2011-17	46	66	1.4	16 2
130.	Brian Hartline	2009-14	7	65	9.3	30 1
	Larry Izzo	1996-00	2	65	32.5	39 0
132.	Lamar Gordon	2004	35	64	1.8	11 0
	Steve Slaton	2011	17	64	3.8	28 1
134.	Gus Frerotte	2005	27	61	2.3	14 0
	Bob Torrey	1979	13	61	4.7	17 1
136.	Clarence Bailey	1987	10	55	5.5	13 0
	Arian Foster	2016	22	55	2.5	9 0
138.	Jaylen Waddle	2021-25	12	53	4.4	12 1
	Brock Forsey	2004	19	53	2.8	15 0
139.	O.J. McDuffie	1993-01	15	49	3.3	12 0
	Mike Wallace	2013-14	7	49	7.0	13 0
141.	Jim Braxton	1978	20	48	2.4	15 2
143.	Nick Giaquinto	1980-81	8	47	5.9	20 0
144.	Mark Konecny	1987	6	46	7.7	19 0
145.	John Tagliaferri	1987	13	45	3.5	7 1
146.	Lawrence Phillips	1997	18	44	2.4	8 0
147.	Jakeem Grant Sr.	2016-21	12	43	3.6	29 1
148.	Bernie Kosar	1994-96	9	42	4.7	17 1
149.	Rickey Isom	1987	9	41	4.6	8 1
	Rick Norton	1966-69	19	41	2.2	13 0
151.	James Saxon	1992-94	17	36	2.1	9 0
152.	Malik Washington	2024-25	6	34	5.7	18t 1
153.	Duriel Harris	1976-83, 1985	3	33	11.0	20 0
	Jordan Howard	2020	28	33	1.2	8 4
	Matt Turk	2000-01, 2003-04	4	33	8.3	23 0
156.	Lynn Bowden Jr.	2020	9	32	3.6	11 0
	Jay Cutler	2017	19	32	1.7	9 0
	Trent Green	2007	7	32	4.6	23 0
159.	Rich Diana	1982	8	31	3.9	7 0
160.	Davone Bess	2008-12	7	30	4.3	13 0
	Senorise Perry	2017-18	8	30	3.8	12 0
162.	Tom Brown	1987-89	16	29	1.8	6 0
163.	Teddy Bridgewater	2022	3	27	9.0	11 0
164.	Lee Suggs	2006	6	26	4.3	7 0
	Marcus Thigpen	2012-13	7	26	3.7	9 0
166.	Marlon Moore	2010-13	2	25	12.5	16 0
	Skylar Thompson	2022-24	15	25	1.7	9 0
	Alec Ingold	2022-25	18	25	1.5	6 2
169.	Craig Erickson	1996-98	15	24	1.6	12 0
	Joey Harrington	2006	19	24	1.3	7 0
	John Stofa	1966-67, 1969-70	7	24	3.4	14 1
172.	Marty Booker	2004-07	6	23	3.8	18 0
	Clayton Fejedelem	2020-22	4	23	5.8	22 0
174.	Erik Ezukanma	2022-24	5	22	4.4	12 0
	Isaiah Pead	2016	8	22	2.8	4 0
176.	Joe Cribbs	1988	5	21	4.2	11 0
	Mike Gillislee	2013-14	6	21	3.5	6 0
	Brock Osweiler	2018	8	21	2.6	7 0
	Dedric Ward	2001-02	2	21	10.5	16 0
180.	Daunte Culpepper	2006	10	20	2.0	7 1
	Don Strock	1974-87	51	20	0.4	18 2
182.	Darrynton Evans	2023	2	16	8.0	13 0
	Brandon Marshall	2010-11	3	16	5.3	13 0
	Samaje Perine	2019	5	16	3.2	9 0
185.	Charles Clay	2011-14	7	15	2.1	13 1



ALL-TIME LEADERS

RUSHING						
	PLAYER	YEARS	NO.	YDS.	AVG.	LG TD
187.	Brian Griese	2003	5	15	3.0	9 0
	Leonte Carroo	2016-18	1	14	14.0	14 0
	MarQueis Gray	2016-17	5	14	2.8	5 0
	Garrett Limbrick	1990	5	14	2.8	5 0
190.	A.J. Feeley	2004-05	14	13	0.9	7t 1
	Jovorskie Lane	2012	13	13	1.0	4 2
	Josh Rosen	2019	3	13	4.3	6 0
	Tom Orosz	1981-82	1	13	13.0	13 0
195.	Gary Tucker	1968	4	13	3.3	7 0
	John Beck	2007-08	9	12	1.3	8 1
	Marlin Briscoe	1972-74	3	12	4.0	17 0
	Charles Jordan	1996-98	3	12	4.0	16 0
199.	Ron Moore	1998	4	12	3.0	4 0
	Terry Anderson	1977-78	1	11	11.0	11 0
	Braxton Berrios	2023-24	1	11	11.0	11 0
	Terry Cole	1971	3	11	3.7	4 0
204.	Isaiah Ford	2019-21	1	11	11.0	11 0
	Cleveland Gary	1994	7	11	1.6	4 0
	Nuu Faaola	1989	2	10	5.0	5 0
	Tim Boyle	2024	2	10	5.0	6 0
207.	Pete Roth	1987	3	10	3.3	9 0
	LaMichael James	2014-15	3	9	3.0	5 0
	Vick King	2004	4	9	2.3	3 0
	David Fales	2017	4	8	2.0	3 1
209.	Randy McMichael	2002-06	1	8	8.0	8 0
	Cedrick Wilson Jr.	2022-23	1	8	8.0	8 0
	Jimmy Hines	1969	1	7	7.0	7 0
	John Kidd	1994-97	2	7	3.5	4 0
212.	Hendrick Lusk	1998	1	7	7.0	7 0
	Rishard Matthews	2012-15	2	7	3.5	4 0
	Preston Williams	2019-21	1	7	7.0	7 0
	Kevin Curtis	2010	1	6	6.0	6 0
217.	Todd Doxzon	1998	2	6	3.0	3 0
	Craig Ellis	1986	3	6	2.0	2 0
	Tony Martin	1989-93, 1999-00	4	6	1.5	8 0
	De'Lance Turner	2019	4	6	1.5	5 0
223.	Dick Wood	1966	5	6	1.2	7 1
	Reagan Mauia	2007	4	5	1.3	3 0
	Malcolm Perry	2020	3	5	1.7	6 0
	Sage Rosenfels	2002-05	9	5	0.6	12 0
230.	Kory Sheets	2009-10	1	5	5.0	5 0
	Don Testerman	1980	1	5	5.0	5 0
	Wes Welker	2004-06	1	5	5.0	5 0
	Robert Wilson	1994-96	2	5	2.5	5 0
234.	Clyde Gates	2011	1	4	4.0	4 0
	Nate Jacquet	1998-99	1	4	4.0	4 0
	Clive Walford	2019	0	4	0.0	4 0
	Durham Smythe	2018-24	4	4	1.0	2 1
245.	Fred Banks	1987-93	1	3	3.0	3 0
	Chris Clemons	2009-13	1	3	3.0	3 0
	Larry Cowan	1982	1	3	3.0	3 0
	Roosevelt Potts	1997	1	3	3.0	3 0
240.	Leslie Shepherd	2000	4	3	0.8	14 0
	Zach Wilson	2025	1	3	3.0	3 0
	Orleans Darkwa	2014	4	2	0.5	7 0
	Matt Haack	2017-20	1	2	2.0	2 0
245.	Bruce Hardy	1978-89	1	2	2.0	2 0
	Larry Johnson	2011	1	2	2.0	2 0
	Ray Nealy	1997	1	2	2.0	2 0
	Greg Camarillo	2007-09	2	1	0.5	6 0
245.	JP Losman	2011	2	1	0.5	1 0
	Michael Palardy	2021	1	1	1.0	1 0



ALL-TIME LEADERS

RUSHING						
	PLAYER	YEARS	NO.	YDS.	AVG.	LG TD
248.	Matt Darr	2015-16	1	0	0.0	0 0
	Jim Del Gaizo	1972, 1975	1	0	0.0	0 0
	Heath Evans	2005	1	0	0.0	0 0
	Brandon Fields	2007-14	3	0	0.0	0 0
	Kim Hammond	1968	1	0	0.0	0 0
	Clayton Heath	1976	1	0	0.0	0 0
	Jake Bailey	2023-25	1	0	0.0	0 0
	Donnie Jones	2005-06	2	0	0.0	0 0
	Barry Pryor	1969-70	2	0	0.0	5 0
	Doug Pederson	1993	2	-1	-0.5	5 0
257.	Ollie Gordon II	2025	1	-1	-1.0	-1 0
	Jonnu Smith	2024	2	-1	-0.5	0 0
	Danny Amendola	2018	1	-2	-2.0	-2 0
260.	Obafemi Ayanbadejo	2003	1	-2	-2.0	-2 0
	Guy Benjamin	1978-79	1	-2	-2.0	-2 0
	Bert Emanuel	2000	3	-2	-0.7	0 0
267.	Mike Michel	1977	1	-2	-2.0	-2 0
	Doug Moreau	1966-69	1	-2	-2.0	-2 0
	Scott Zolak	1999	2	-2	-1.0	-1 0
270.	Jack Clancy	1967-69	3	-4	-1.3	2 0
	Steve DeBerg	1993	4	-4	-1.0	-1 0
	Irving Fryar	1993-95	3	-4	-1.3	2 0
271.	Olindo Mare	1997-06	1	-5	-5.0	-5 0
272.	George Roberts	1978-80	1	-7	-7.0	-7 0
273.	Reggie Roby	1983-92	5	-8	-1.6	0 0
275.	George Mira	1971	6	-9	-1.5	3 0
	Mike White	2023	8	-9	-1.1	0 0
276.	Mark Duper	1982-92	1	-10	-10.0	-10 0
277.	Ferrell Edmunds	1988-92	2	-15	-7.5	-4 0
	Karl Noonan	1966-71	2	-20	-10.0	-9 0

PASSING								
	PLAYER	YEARS	ATT.	COMP.	YDS.	PCT.	TD	INT RATE
1.	Dan Marino	1983-99	8,358	4,967	61,361	59.4	420	252 86.4
2.	Bob Griese	1967-80	3,429	1,926	25,092	56.2	192	172 77.1
3.	Ryan Tannehill	2012-18	2,911	1,829	20,434	62.8	123	75 87.0
4.	Tua Tagovailoa	2020-25	2,060	1,401	15,620	68.0	100	46 97.4
5.	Jay Fiedler	2000-04	1,603	936	11,040	58.4	66	63 76.8
6.	Chad Henne	2008-11	1,065	646	7,114	60.7	31	37 75.7
7.	David Woodley	1980-83	961	508	5,928	52.9	34	42 65.4
8.	Ryan Fitzpatrick	2019-20	769	494	5,620	64.2	33	21 89.0
9.	Don Strock	1974-87	688	388	4,613	56.4	39	37 73.5
10.	Matt Moore	2011-17	591	359	4,298	60.7	29	19 86.0
11.	Chad Pennington	2008-10	552	373	4,085	67.6	20	9 94.5
12.	Gus Frerotte	2005	494	257	2,996	52.0	18	13 71.9
13.	Jay Cutler	2017	429	266	2,666	62.0	19	14 80.8
14.	Earl Morrall	1972-76	284	153	2,335	53.9	17	17 76.2
15.	Joey Harrington	2006	388	223	2,236	57.5	12	15 68.2
16.	Cleo Lemon	2005-07	377	211	2,185	56.0	8	7 72.2
17.	A.J. Feeley	2004-05	356	191	1,893	53.7	11	15 61.7
18.	Scott Mitchell	1990-93	241	135	1,805	56.0	12	9 81.0
19.	Rick Norton	1966-69	377	156	1,751	41.4	6	30 28.1
20.	Damon Huard	1997-00	288	170	1,691	59.0	9	8 74.6
21.	Steve DeBerg	1993	188	113	1,521	60.1	6	7 81.0
22.	Jacoby Brissett	2021	225	141	1,283	62.7	5	4 78.1
23.	Brock Osweiler	2018	178	113	1,247	63.5	6	4 86.0
24.	Ray Lucas	2001-02	163	94	1,090	57.7	4	6 70.8
25.	Dick Wood	1966	230	83	993	36.1	4	14 30.6
26.	Trent Green	2007	141	85	987	60.3	5	7 72.6
	Bernie Kosar	1994-96	152	105	987	69.1	5	6 81.2
28.	Craig Erickson	1996-98	127	68	945	53.5	4	3 78.4
29.	Daunte Culpepper	2006	134	81	929	60.4	2	3 77.0
30.	John Stofa	1966-67, 1969-70	135	61	862	45.2	7	6 65.1



ALL-TIME LEADERS

PASSING								
PLAYER	YEARS	ATT.	COMP.	YDS.	PCT.	TD	INT	RATE
31. Tyler Huntley	2024	133	86	829	64.7	3	3	80.1
32. Brian Griese	2003	130	74	813	56.9	5	6	69.2
33. Sage Rosenfels	2002-05	109	54	776	49.5	6	6	68.4
34. George Wilson, Jr.	1966	112	46	764	41.1	5	10	42.4
35. Skylar Thompson	2022-24	138	81	721	58.7	1	3	66.1
36. Teddy Bridgewater	2022	79	49	683	62.0	4	4	85.6
37. Kyle Mackey	1987	109	57	604	52.3	3	5	58.8
38. Josh Rosen	2019	109	58	567	53.2	1	5	52.0
39. John Beck	2007-08	107	60	559	56.1	1	3	62.0
40. Tyler Thigpen	2009-10	70	37	518	52.9	3	4	67.4
41. Scott Secules	1989-92	70	33	393	47.1	2	5	44.5
42. David Fales	2017	43	29	265	67.4	1	1	82.0
43. Jim Del Gaizo	1972, 1975	9	5	165	55.6	2	1	100.5
44. George Mira	1971	30	11	159	36.7	1	1	51.9
45. Tim Boyle	2024	26	15	153	57.7	0	0	74.7
46. Ron Jaworski	1987-88	14	9	123	64.3	1	0	116.1
47. Guy Benjamin	1978-79	12	9	119	75.0	1	1	99.0
48. Kim Hammond	1968	26	13	116	50.0	0	2	30.3
49. Jim Jensen	1981-92	7	4	102	57.1	2	0	141.4
50. Mike White	2023	6	5	74	83.3	1	1	118.1
51. Marlin Briscoe	1972-74	4	3	72	75.0	0	0	116.7
Albert Wilson	2018-19, 21	4	2	72	50.0	1	0	135.4
53. Larry Seiple	1967-77	3	3	69	100.0	0	0	118.8
54. Ronnie Brown	2005-10	12	4	63	33.3	2	0	91.3
55. Tony Nathan	1979-87	8	4	61	50.0	1	0	115.1
56. JP Losman	2011	10	6	60	60.0	0	0	77.1
57. Marty Booker	2004-07	3	1	48	33.3	0	0	81.9
Mark Clayton	1983-92	2	1	48	50.0	1	1	95.8
59. Doug Pederson	1993	8	4	41	50.0	0	0	65.1
60. Jim Kiick	1968-74	3	2	38	66.7	0	0	109.7
61. Lynn Bowden Jr.	2020	2	1	32	50.0	0	0	95.8
62. Terry Kirby	1993-95	1	1	31	100.0	1	0	158.3
Nat Moore	1974-86	2	1	31	50.0	0	0	95.8
64. Danny Amendola	2018	1	1	28	100.0	1	0	158.3
65. Jack Clancy	1967-69	1	1	17	100.0	0	0	118.8
66. Eddie Hill	1981-84	2	1	14	50.0	0	0	72.9
67. Keith Byars	1993-96	2	1	11	50.0	1	0	106.3
Archie Roberts	1967	10	5	11	50.0	0	1	16.7
69. Jarvis Landry	2014-17	3	1	9	33.3	0	0	42.4
70. Scott Stankavage	1987	7	4	8	57.1	0	1	22.6
71. Troy Stradford	1987-90	2	1	6	50.0	0	0	56.3
72. Kenny Stills	2015-18	1	1	3	100.0	1	0	118.8
73. Matt Haack	2017-20	3	1	1	33.3	1	1	42.4
74. Brandon Fields	2007-14	1	0	0	0.0	0	0	39.6
Mike Gesicki	2018-22	1	0	0	0.0	0	0	39.6
MarQueis Gray	2016-17	1	0	0	0.0	0	0	39.6
Bruce Hardy	1978-89	1	0	0	0.0	0	0	39.6
Booth Lusteg	1967	1	0	0	0.0	0	0	39.6
Brandon Marshall	2010-11	1	0	0	0.0	0	0	39.6
Tony Martin	1989-93, 99-00	1	0	0	0.0	0	0	39.6
Dan McGwire	1995	1	0	0	0.0	0	0	39.6
Lamar Smith	2000-01	1	0	0	0.0	0	0	39.6
Freddie Solomon	1975-77	1	0	0	0.0	0	0	39.6
Mike Wallace	2013-14	1	0	0	0.0	0	0	39.6
Pat White	2009	5	0	0	0.0	0	0	39.6
Delvin Williams	1978-80	3	0	0	0.0	0	0	39.6
Ricky Williams	2002-03, 2005, 2007-10	1	0	0	0.0	0	1	0.0
Scott Zolak	1999	4	0	0	0.0	0	0	39.6

RECEPTIONS						
PLAYER	YEARS	NO.	YDS.	AVG.	LG	TD
1. Mark Clayton	1983-92	550	8,643	15.7	78t	81
2. Mark Duper	1982-92	511	8,869	17.4	85t	59
3. Nat Moore	1974-86	510	7,546	14.8	79t	74



ALL-TIME LEADERS

RECEPTIONS							
	PLAYER	YEARS	NO.	YDS.	AVG.	LG	TD
4.	O.J. McDuffie	1993-01	415	5,074	12.2	61t	29
5.	Chris Chambers	2001-07	405	5,688	14.0	77t	43
6.	Jarvis Landry	2014-17	400	4,038	10.1	71	22
7.	Tony Nathan	1979-87	383	3,592	9.4	73	16
8.	DeVante Parker	2015-21	338	4,727	14.0	56t	24
9.	Tyreek Hill	2022-25	323	4,508	14.0	80t	26
10.	Davone Bess	2008-12	321	3,447	10.7	41	12
11.	Jaylen Waddle	2021-25	313	4,159	13.3	84t	20
12.	Brian Hartline	2009-14	298	4,243	14.2	80t	12
13.	Randy McMichael	2002-06	283	3,096	10.9	46	18
14.	Duriel Harris	1976-83, 1985	269	4,534	16.9	64t	18
15.	Bruce Hardy	1978-89	256	2,455	9.6	31	25
16.	Mike Gesicki	2018-22	231	2,617	11.3	70	18
17.	Jim Jensen	1981-92	229	2,171	9.5	31	19
18.	Oronde Gadsden	1998-03	227	3,252	14.3	62	22
19.	Jim Kiick	1968-74	221	2,210	10.0	53t	3
20.	Howard Twilley	1966-76	212	3,064	14.5	44	23
21.	Tony Martin	1989-93, 1999-00	202	3,152	15.6	80t	14
22.	Irving Fryar	1993-95	199	3,190	16.0	67t	20
23.	Ricky Williams	2002-03, 2005, 2007-10	197	1,431	7.3	59	6
24.	Marty Booker	2004-07	194	2,627	13.5	60t	11
25.	Anthony Fasano	2008-12, 2017	189	2,211	11.7	35t	24
26.	Ronnie Brown	2005-10	184	1,491	8.1	43	2
27.	Brandon Marshall	2010-11	167	2,228	13.3	65t	9
28.	Keith Byars	1993-96	166	1,433	8.6	34	10
29.	Kenny Stills	2015-18	164	2,566	15.6	75t	24
30.	Charles Clay	2011-14	161	1,809	11.2	67	14
31.	Troy Stradford	1987-90	159	1,373	8.6	36	2
32.	Paul Warfield	1970-74	156	3,355	21.5	86t	33
33.	Terry Kirby	1993-95	155	1,646	10.6	47	6
34.	Keith Jackson	1992-94	146	1,880	12.9	57t	18
35.	Bernie Parmalee	1992-98	144	1,306	9.1	35	3
36.	Mike Wallace	2013-14	140	1,792	12.8	57	15
	Tony Paige	1990-92	140	1,115	8.0	30	6
38.	Karl Noonan	1966-71	136	1,798	13.2	51t	17
39.	Durham Smythe	2018-24	132	1,228	9.3	26	3
40.	Ted Ginn, Jr.	2007-09	128	1,664	13.0	64	5
41.	Troy Drayton	1996-99	127	1,511	11.9	51	8
42.	Lorenzo Hampton	1985-89	123	954	7.8	39t	6
43.	Jim Mandich	1970-77	121	1,406	11.6	44	23
44.	Ferrell Edmunds	1988-92	117	1,612	13.8	80t	10
	Lamar Miller	2012-15	117	887	7.6	54t	3
46.	Kenyan Drake	2016-19	116	936	8.1	52t	6
47.	Greg Camarillo	2007-09	113	1,325	11.7	64t	4
48.	Joe Rose	1980-85	112	1,493	13.3	50	13
49.	Rob Konrad	1999-04	111	854	7.7	25	6
50.	Norm Bulaich	1975-79	109	752	6.9	59t	6
51.	De'Von Achane	2023-25	108	809	7.5	39	10
52.	James McKnight	2001-03	107	1,497	14.0	80t	7
	Rishard Matthews	2012-15	107	1,396	13.0	53t	8
54.	Myles Gaskin	2019-22	101	701	6.9	59t	6
55.	Fred Banks	1987-93	99	1,555	15.7	61	8
56.	Stanley Pritchett	1996-99	98	798	8.1	74t	6
57.	Wes Welker	2004-06	96	1,121	11.7	47	1
58.	Dan Johnson	1983-87	94	1,012	10.8	61t	16
	Albert Wilson	2018-19, 21	94	955	10.2	75t	5
60.	Jimmy Cefalo	1978-84	93	1,739	18.7	69t	13
	Ron Davenport	1985-89	93	801	8.6	29	4
62.	Larry Csonka	1968-74, 1979	91	688	7.6	65	4
	Jakeem Grant Sr.	2016-21	91	1,001	11.0	65t	5
64.	Mark Ingram	1993-94	88	1,213	13.8	77t	12
	Jack Clancy	1967-69	88	1,157	13.1	50	3
	Jonnu Smith	2024	88	884	10.0	57t	8
67.	Damien Williams	2014-17	85	733	8.6	58	6
68.	Lamar Thomas	1996-00	81	1,171	14.5	56t	8



ALL-TIME LEADERS

RECEPTIONS						
	PLAYER	YEARS	NO.	YDS.	AVG.	LG TD
69.	Reggie Bush	2011-12	78	588	7.5	34 3
70.	Karim Abdul-Jabbar	1996-99	77	527	6.8	36t 1
71.	Raheem Mostert	2015, 2022-24	75	538	7.2	25 5
72.	Dion Sims	2013-16	74	699	9.4	38 8
	Gary Davis	1976-79	74	592	8.0	34 1
74.	Larry Seiple	1967-77	73	934	12.8	41t 7
	Doug Moreau	1966-69	73	926	12.7	43 6
76.	Delvin Williams	1978-80	70	574	8.2	42 1
77.	Andre Tillman	1975-78	66	757	11.5	37t 6
78.	David Martin	2007-08	65	753	11.6	61t 5
79.	Isaiah Ford	2018-21	63	681	10.8	52 2
80.	Freddie Solomon	1975-77	61	973	16.0	58t 5
	Lamar Smith	2000-01	61	435	7.1	65t 4
82.	Brandon Gibson	2013-14	59	621	10.5	46 4
	Danny Amendola	2018	59	575	9.7	39 1
	Tom Vigorito	1981-85	59	439	7.4	31t 2
85.	James Pruitt	1986-88, 1990-91	58	942	16.2	37 8
86.	Marlin Briscoe	1972-74	57	858	15.1	53 7
87.	Preston Williams	2019-21	56	787	14.1	47 7
88.	Daniel Thomas	2011-14	55	412	7.5	32 3
89.	Jerris McPhail	1996-97	54	544	10.1	52 1
	Bobby Humphrey	1992	54	507	9.4	26 1
91.	Fred Barnett	1996-97	53	728	13.7	66 4
	Derek Hagan	2006-08	53	645	12.2	24 3
93.	Sammy Morris	2004-06	51	340	6.7	44 0
	Travis Minor	2001-06	50	353	7.1	29 1
95.	Derrius Thompson	2003-04	49	718	14.7	36 4
	Marv Fleming	1970-74	48	523	10.9	36 4
	Jay Ajayi	2015-17	48	308	6.4	20 0
98.	Mercury Morris	1969-75	46	491	10.7	50 1
99.	Justin Peelle	2006-07	45	344	7.6	35 3
100.	Eric Green	1995	43	499	11.6	31t 3
	Jordan Cameron	2015-16	43	446	10.4	29 4
102.	Stan Mitchell	1966-70	42	533	12.7	48 5
103.	Julius Thomas	2017	41	388	9.5	27 3
104.	Joe Auer	1966-67	40	481	12.0	68t 6
	Dedric Ward	2001-02	40	381	9.5	22 0
	Salvon Ahmed	2020-23	40	274	6.9	20 1
	Alec Ingold	2022-25	40	321	8.0	25 1
108.	Ed Perry	1997-04	39	308	7.9	46 2
	Woody Bennett	1980-89	39	295	7.6	27 3
110.	Gary Clark	1995	37	525	14.2	42t 2
	Mark Higgs	1990-94	37	294	7.9	21 0
112.	Charles Jordan	1996-98	36	640	17.8	44t 3
	Patrick Laird	2019-21	36	289	8.0	21 0
114.	Leslie Shepherd	2000	35	446	12.7	46t 4
115.	Jed Weaver	2000-02	34	469	13.8	41 5
	Cedrick Wilson Jr.	2022-23	34	432	12.7	31t 3
117.	Randal Hill	1991, 1995-96	33	669	20.3	61 4
118.	Allen Hurns	2019	32	416	13.0	27 2
	Patrick Cobbs	2006-10	32	409	12.8	80t 4
	Sammie Smith	1989-91	32	310	9.7	53t 1
	Aaron Craver	1991-94	32	304	9.5	28 0
	Leroy Harris	1977-78	32	240	7.5	57 0
	James Saxon	1992-94	32	192	6.0	25 0
124.	Nick Giaquinto	1980-81	31	230	7.4	25 2
125.	Trent Sherfield	2022	30	417	13.9	75t 2
	Mack Hollins	2019-21	30	399	13.3	65t 5
	Greg Baty	1990-94	30	377	12.6	32 4
128.	Jeff Wilson Jr.	2022-24	29	198	6.8	14 1
	J.J. Johnson	1999-01	29	182	6.3	17 0
	Lousaka Polite	2008-10	29	136	4.7	14 0
131.	Lorenzo Booker	2007	28	237	8.5	22 0
	Lynn Bowden Jr.	2020	28	211	7.5	22 0
	Malik Washington	2024-25	28	243	8.7	20 0



ALL-TIME LEADERS

RECEPTIONS						
	PLAYER	YEARS	NO.	YDS.	AVG.	LG TD
134.	Andre Brown	1989-90	27	459	17.0	48t 5
	Dave Kocourek	1966	27	320	11.9	43 2
	Braxton Berrios	2023-24	27	238	8.8	22 1
	Jesse Chatman	2005, 2007	27	161	6.0	22 0
137.	Bo Roberson	1966	26	519	20.0	80t 2
	Lex Hilliard	2009-11	26	210	8.1	18 2
139.	Frank Jackson	1966-67	25	439	17.6	48 3
	Don Nottingham	1973-77	25	213	8.5	29 0
	River Cracraft	2022-24	25	289	11.6	24 3
	Ronnie Lee	1979-82, 1984-89	25	167	6.7	41 3
143.	Adam Shaheen	2020-21	24	260	10.8	43 3
	Irving Spikes	1994-97	24	185	7.7	24 2
145.	Kalen Ballage	2018-19	23	119	5.2	31 0
146.	Gene Milton	1968-69	21	322	15.3	49 1
	Mike Williams	1992-95	21	292	13.9	29 0
	Scott Miller	1991-96	21	274	13.0	27 1
	Joey Haynos	2008-09	21	184	8.8	21 3
150.	Bryan Gilmore	2004-05	20	311	15.6	44t 2
	Donald Lee	2003-04	20	220	11.0	25 2
152.	Scott Schwedes	1987-90	19	370	19.5	65t 2
	Brett Perriman	1997	19	309	16.3	26 1
	Greg Jennings	2015	19	208	10.9	31 1
155.	Otto Stowe	1971-72	18	344	19.1	49 3
	Marlon Moore	2010-13	18	300	16.7	57t 2
	Yatil Green	1997-99	18	234	13.0	27 0
	Julian Hill	2023-25	18	148	8.2	18 0
	Autry Denson	1999-00	18	133	7.4	28 0
	Robert Edwards	2002	18	126	7.0	14 1
	Hunter Goodwin	1999-01	18	118	6.6	14 1
	Eddie Hill	1981-84	18	106	5.9	16 1
163.	Benny Malone	1974-78	17	234	13.8	43 0
164.	Thurman Thomas	2000	16	117	7.3	15 1
	Abner Haynes	1967	16	100	6.3	22 0
166.	MarQueis Gray	2016-17	15	184	12.3	53 0
	Mark Walton	2019	15	89	5.9	18 0
168.	Tom Brown	1987-89	14	123	8.8	23 0
169.	Billy Joe	1966	13	116	8.9	67 1
	Cookie Gilchrist	1966	13	110	8.5	22 1
	Lamar Gordon	2004	13	74	5.7	25 0
	Terry Robiskie	1980-81	13	60	4.6	15 0
173.	Leonte Carroo	2016-18	12	192	16.0	74t 2
	Frank Gore	2018	12	124	10.3	24 1
	Nick O'Leary	2018-19	12	123	10.3	19 1
	John Tagliaferri	1987	12	117	9.8	27 0
	Marc Logan	1989-91	12	88	7.3	12 0
	Obafemi Ayanbadejo	2003	12	53	4.4	12 0
179.	Jack Harper	1967-68	11	212	19.3	40 3
	John Roderick	1966-67	11	156	14.2	64 1
	Jim Cox	1968	11	147	13.4	30 0
	Jovorskie Lane	2012	11	79	7.2	24 1
	Joe Carter	1984-86	11	66	6.0	15 0
184.	Preston Carpenter	1966	10	127	12.7	42 0
	Chase Edmonds	2022	10	96	9.6	15 1
	Steve Howell	1979-81	10	70	7.0	13 0
	Sam Price	1966-68	10	70	7.0	27 1
	John Avery	1998-99	10	67	6.7	19t 1
189.	Nate Jacquet	1998-99	9	140	15.6	29 0
	Marcus Thigpen	2012-13	9	112	12.4	50 1
	Matt Breida	2020	9	96	10.7	31 0
	Leland Douglas	1987	9	92	10.2	17 1
	Malcolm Perry	2020	9	92	10.2	25t 1
	Odell Beckham Jr.	2024	9	55	6.1	11 0
195.	Jeff Ogden	2000-01	8	97	12.1	18 1
	Cris Carter	2002	8	66	8.3	15 1
	Lawrence Sampleton	1987	8	64	8.0	19 0



ALL-TIME LEADERS

RECEPTIONS						
PLAYER	YEARS	NO.	YDS.	AVG.	LG	TD
David Overstreet	1983	8	55	6.9	20	2
Lorenzo Diamond	2005	8	54	6.8	18	0
Rick Casares	1966	8	45	5.6	20	1
201. Bert Emanuel	2000	7	132	18.9	53t	1
Eddie Chavis	1987	7	108	15.4	27	0
Loaird McCreary	1976-78	7	88	12.6	30	3
Brian Manning	1997	7	85	12.1	21	0
Bill Cronin	1966	7	83	11.9	21	1
Michael Egnew	2012-13	7	69	9.9	14	0
Willie Richardson	1970	7	67	9.6	27	1
Dominique Jones	2016	7	61	8.7	24	1
209. Vince Heflin	1982-85	6	98	16.3	46t	1
Arian Foster	2016	6	78	13.0	50	0
Jonas Gray	2015	6	72	12.0	25	0
Armon Binns	2012-13	6	67	11.2	21	0
Roberto Wallace	2010-11	6	62	10.3	19	0
Brice Butler	2018	6	60	10.0	23t	1
Stan Winfrey	1975-77	6	55	9.2	16	1
David Lewis	1987	6	53	8.8	22	1
Hubert Ginn	1970-75	6	47	7.8	23	0
Cecil Collins	1999	6	32	5.3	12	0
Mark Konecny	1987	6	26	4.3	10	0
Andra Franklin	1981-84	6	15	2.5	6	1
221. Robbie Chosen	2023-24	5	131	26.2	68t	1
Tanner Conner	2022-25	5	36	7.2	11	0
Damon Reilly	1987	5	70	14.0	20	0
A.J. Derby	2017-18	5	68	13.6	19t	1
Ronnie Williams	1993-95	5	54	10.8	17	0
Jake Stoneburner	2015	5	47	9.4	13	2
227. Mel Baker	1974	4	121	30.3	46t	2
Elmer Bailey	1980-81	4	105	26.3	39	0
David Boston	2004-05	4	80	20.0	54	0
Jabar Gaffney	2012	4	68	17.0	30	0
Clive Walford	2019	4	57	14.3	19	0
Dee Eskridge	2024-25	4	53	14.7	30	0
Brett Carolan	1996	4	48	12.0	21	1
Jim Braxton	1978	4	47	11.8	19	0
Samkon Gado	2007	4	47	11.8	35	0
Duke Johnson	2021	4	41	10.3	20	0
Tom Boutwell	1969	4	29	7.3	12	0
DeAndre Washington	2020	4	28	7.0	10	0
Chase Claypool	2023	4	26	6.5	15	0
William Fuller V	2021	4	26	6.5	10	0
Garrett Limbrick	1990	4	23	5.8	9	0
Heath Evans	2005	4	17	4.3	5	0
Jamar Martin	2004	4	15	3.8	7	0
Charles Leigh	1971-74	4	9	2.3	7	0
245. Robert Clark	1992	3	59	19.7	45	0
Gene Mingo	1966-67	3	40	13.3	9	0
Bill Darnall	1968-69	3	38	12.7	13	0
Orleans Darkwa	2014	3	31	10.3	17	0
Kory Sperry	2009	3	31	10.3	13	1
Brandon London	2008	3	30	10.0	14	0
Roosevelt Potts	1997	3	27	9.0	13	0
De'Veon Smith	2017	3	27	9.0	13	0
Ernest Wilford	2008	3	25	8.3	15	0
Darian Barnes	2005-06	3	22	7.3	13	0
Gator Hoskins	2014	3	21	7.0	14	0
Brandon Bolden	2018	3	13	4.3	9	1
Anthony Armstrong	2012	3	12	4.0	7	0
Leonard Henry	2002-04	3	12	4.0	7	0
Malcolm Brown	2021	3	10	3.3	7	0
Robert Wilson	1994-96	3	8	2.7	3t	1
Ryan Tannehill	2012-18	3	8	2.7	9	1
Jaylen Wright	2024	3	8	2.7	6	0



ALL-TIME LEADERS

RECEPTIONS								
	PLAYER	YEARS	NO.	YDS.	AVG.	LG	TD	
264.	Kendall Newson	2003-05	2	55	27.5	37	0	
	Ron Sellers	1973	2	54	27.0	42	0	
	Mike Caterbone	1987	2	46	23.0	30	0	
	Mickey Shuler	2010	2	44	22.0	28	0	
	Desmond Clark	2002	2	42	21.0	26	0	
	Jim Mertens	1969	2	26	13.0	15	0	
	Jimmy Hines	1969	2	23	11.5	22	0	
	Rich Diana	1982	2	21	10.5	13	0	
	David Woodley	1980-83	2	21	10.5	15t	1	
	Antonio Callaway	2020	2	20	10.0	13	0	
	Cleveland Gary	1994	2	19	9.5	11	0	
	Clyde Gates	2011	2	19	9.5	11	0	
	Kevin McKenzie	1999	2	18	9.0	13	0	
	Charles Henry	1991	2	17	8.5	9	0	
	Braylon Sanders	2022	2	17	8.5	13	0	
	Cethan Carter	2021-22	2	16	8.0	8	0	
	Brian Kinchen	1988-90	2	15	7.5	12	0	
	Deon Dyer	2000-02	2	14	7.0	13	0	
	Cliff Russell	2005-06	2	14	7.0	9	0	
	Willie Smith	1987	2	13	6.5	8	1	
	Grant DuBose	2024	2	11	5.5	13	0	
	Chandler Cox	2019-20	2	9	4.5	6	0	
	Ronald Scott	1987	2	7	3.5	5	0	
	Reagan Mauia	2007	2	5	2.5	5	0	
	Casey Cramer	2008	2	3	1.5	2t	1	
	Christian Wilkins	2019-23	2	2	2.0	1t	2	
	Bob Torrey	1979	2	3	1.5	8	0	
	Barry Pryor	1969-70	2	-3	-1.5	0	0	
	Steve Slaton	2011	2	-3	-1.5	-1	0	
	293.	Bo Rather	1973, 1978	1	39	39.0	39	0
		Wes Matthews	1966	1	20	20.0	20	0
		Tom Beier	1967, 1969	1	19	19.0	19	0
		Legedu Naanee	2012	1	19	19.0	19	0
		Robert Baker	1999-02	1	17	17.0	17	0
		Damian Williams	2014	1	14	14.0	14	0
		Kirk Merritt	2021	1	13	13.0	13	0
Mike Holmes		1976	1	11	11.0	11	0	
Ricky Isom		1987	1	11	11.0	11	0	
Keith Sims		1990-97	1	9	9.0	9	0	
Dick Anderson		1968-77	1	8	8.0	8	0	
Ronald Bellamy		2004	1	8	8.0	8	0	
Nuu Faaola		1989	1	8	8.0	8	0	
Vick King		2004	1	8	8.0	8	0	
Jeron Mastrud		2011-12	1	8	8.0	8	0	
Knowshon Moreno		2014	1	8	8.0	8	0	
Hunter Long		2021-22	1	8	8.0	8	0	
Phillip Lindsay		2021	1	8	8.0	8	0	
Vern Den Herder		1971-82	1	7	7.0	7t	1	
Aaron Halterman		2007	1	7	7.0	7	0	
Tommylee Lewis		2021	1	7	7.0	7	0	
Nick Westbrook-Ikhine		2025	1	7	7.0	7	0	
Kevin Curtis		2010	1	6	6.0	6	0	
Lawrence Phillips		1997	1	6	6.0	6	0	
Isaiah Pead		2016	1	6	6.0	6	0	
George Farmer		1987	1	5	5.0	5	0	
George Chesser		1966-67	1	4	4.0	4	0	
Dewayne Dotson		1994-95, 1997	1	4	4.0	4	0	
Doug Easlick		2004	1	4	4.0	4	0	
Erik Ezukanma		2022-24	1	3	3.0	3	0	
Senorise Perry		2017-18	1	3	3.0	3	0	
Alex Holmes		2005	1	2	2.0	2	0	
Frank Wainright		1995-98	1	2	2.0	2t	1	
Will Heller		2005	1	1	1.0	1t	1	
Ron Moore		1998	1	1	1.0	1	0	
Jason Sanders		2018-24	1	1	1.0	1t	1	
Michael Deiter	2019-22	1	0	0.0	0	0		



ALL-TIME LEADERS

RECEPTIONS

	PLAYER	YEARS	NO.	YDS.	AVG.	LG	TD
	Ryan Fitzpatrick	2019-20	1	0	0.0	0	0
	Damon Huard	1997-00	1	0	0.0	0	0
	Ollie Gordon II	2025	1	-1	-1.0	-1	0
	Jordan Howard	2020	1	-3	-3.0	-3	0
	Dan Marino	1983-99	1	-6	-6.0	-6	0
335.	Lee Suggs	2006	0	13	—	13	0
	Rex Hadnot	2004-07	0	-2	—	-2	0
	Samson Satele	2007-08, 2014	0	-3	—	-3	0

RECEIVING YARDS

	PLAYER	YEARS	NO.	YDS.	AVG.	LG	TD
1.	Mark Duper	1982-92	511	8,869	17.4	85t	59
2.	Mark Clayton	1983-92	550	8,643	15.7	78t	81
3.	Nat Moore	1974-86	510	7,546	14.8	79t	74
4.	Chris Chambers	2001-07	405	5,688	14.0	77t	43
5.	O.J. McDuffie	1993-01	415	5,074	12.2	61t	29
6.	DeVante Parker	2015-21	338	4,727	14.0	56t	24
7.	Duriel Harris	1976-83, 1985	269	4,534	16.9	64t	18
8.	Tyreek Hill	2022-25	323	4,508	14.0	80t	26
9.	Brian Hartline	2009-14	298	4,243	14.2	80t	12
10.	Jaylen Waddle	2021-25	313	4,159	13.3	84t	20
11.	Jarvis Landry	2014-17	400	4,038	10.1	71	22
12.	Tony Nathan	1979-87	383	3,592	9.4	73	16
13.	Davone Bess	2008-12	321	3,447	10.7	41	12
14.	Paul Warfield	1970-74	156	3,355	21.5	86t	33
15.	Oronde Gadsden	1998-03	227	3,252	14.3	62	22
16.	Irving Fryar	1993-95	199	3,190	16.0	67t	20
17.	Tony Martin	1989-93, 1999-00	202	3,152	15.6	80t	14
18.	Randy McMichael	2002-06	283	3,096	10.9	46	18
19.	Howard Twilley	1966-76	212	3,064	14.5	44	23
20.	Marty Booker	2004-07	194	2,627	13.5	60t	11
21.	Mike Gesicki	2018-22	231	2,617	11.3	70	18
22.	Kenny Stills	2015-18	164	2,566	15.6	75t	24
23.	Bruce Hardy	1978-89	256	2,455	9.6	31	25
24.	Brandon Marshall	2010-11	167	2,228	13.3	65t	9
25.	Anthony Fasano	2008-12, 2017	189	2,211	11.7	35t	24
26.	Jim Kiick	1968-74	221	2,210	10.0	53t	3
27.	Jim Jensen	1981-92	229	2,171	9.5	31	19
28.	Keith Jackson	1992-94	146	1,880	12.9	57t	18
29.	Charles Clay	2011-14	161	1,809	11.2	67	14
30.	Karl Noonan	1966-71	136	1,798	13.2	51t	17
31.	Mike Wallace	2013-14	140	1,792	12.8	57	15
32.	Jimmy Cefalo	1978-84	93	1,739	18.7	69t	13
33.	Ted Ginn, Jr.	2007-09	128	1,664	13.0	64	5
34.	Terry Kirby	1993-95	155	1,646	10.6	47	6
35.	Ferrell Edmunds	1988-92	117	1,612	13.8	80t	10
36.	Fred Banks	1987-93	99	1,555	15.7	61	8
37.	Troy Drayton	1996-99	127	1,511	11.9	51	8
38.	James McKnight	2001-03	107	1,497	14.0	80t	7
39.	Joe Rose	1980-85	112	1,493	13.3	50	13
40.	Ronnie Brown	2005-10	184	1,491	8.1	43	2
41.	Keith Byars	1993-96	166	1,433	8.6	34	10
42.	Ricky Williams	2002-03, 2005, 2007-10	197	1,431	7.3	59	6
43.	Jim Mandich	1970-77	121	1,406	11.6	44	23
44.	Rishard Matthews	2012-15	107	1,396	13.0	53t	8
45.	Troy Stradford	1987-90	159	1,373	8.6	36	2
46.	Greg Camarillo	2007-09	113	1,325	11.7	64t	4
47.	Bernie Parmalee	1992-98	144	1,306	9.1	35	3
48.	Durham Smythe	2018-24	132	1,228	9.3	26	3
49.	Mark Ingram	1993-94	88	1,213	13.8	77t	12
50.	Lamar Thomas	1996-00	81	1,171	14.5	56t	8
51.	Jack Clancy	1967-69	88	1,157	13.1	50	3
52.	Wes Welker	2004-06	96	1,121	11.7	47	1
53.	Tony Paige	1990-92	140	1,115	8.0	30	6



ALL-TIME LEADERS

RECEIVING YARDS

	PLAYER	YEARS	NO.	YDS.	AVG.	LG	TD
54.	Dan Johnson	1983-87	94	1,012	10.8	61t	16
55.	Jakeem Grant Sr.	2016-21	91	1,001	11.0	65t	5
56.	Freddie Solomon	1975-77	61	973	16.0	58t	5
57.	Albert Wilson	2018-19, 21	94	955	10.2	75t	5
58.	Lorenzo Hampton	1985-89	123	954	7.8	39t	6
59.	James Pruitt	1986-88, 1990-91	58	942	16.2	37	8
60.	Kenyan Drake	2016-19	116	936	8.1	52t	6
61.	Larry Seiple	1967-77	73	934	12.8	41t	7
62.	Doug Moreau	1966-69	73	926	12.7	43	6
63.	Lamar Miller	2012-15	117	887	7.6	54t	3
64.	Jonnu Smith	2024	88	884	10.0	57t	8
65.	Marlin Briscoe	1972-74	57	858	15.1	53	7
66.	Rob Konrad	1999-04	111	854	7.7	25	6
67.	De'Von Achane	2023-25	108	809	7.5	39	10
68.	Ron Davenport	1985-89	93	801	8.6	29	4
69.	Stanley Pritchett	1996-99	98	798	8.1	74t	6
70.	Preston Williams	2019-21	56	787	14.1	47	7
71.	Andre Tillman	1975-78	66	757	11.5	37t	6
72.	David Martin	2007-08	65	753	11.6	61t	5
73.	Norm Bulaich	1975-79	109	752	6.9	59t	6
74.	Damien Williams	2014-17	85	733	8.6	58	6
75.	Fred Barnett	1996-97	53	728	13.7	66	4
76.	Derrius Thompson	2003-04	49	718	14.7	36	4
77.	Myles Gaskin	2019-22	101	701	6.9	59t	6
78.	Dion Sims	2013-16	74	699	9.4	38	8
79.	Larry Csonka	1968-74, 1979	91	688	7.6	65	4
80.	Isaiah Ford	2018-21	63	681	10.8	52	2
81.	Randal Hill	1991, 1995-96	33	669	20.3	61	4
82.	Derek Hagan	2006-08	53	645	12.2	24	3
83.	Charles Jordan	1996-98	36	640	17.8	44t	3
84.	Brandon Gibson	2013-14	59	621	10.5	46	4
85.	Gary Davis	1976-79	74	592	8.0	34	1
86.	Reggie Bush	2011-12	78	588	7.5	34	3
87.	Danny Amendola	2018	59	575	9.7	39	1
88.	Delvin Williams	1978-80	70	574	8.2	42	1
89.	Jerris McPhail	1996-97	54	544	10.1	52	1
90.	Raheem Mostert	2015, 2022-24	75	538	7.2	25	5
91.	Stan Mitchell	1966-70	42	533	12.7	48	5
92.	Karim Abdul-Jabbar	1996-99	77	527	6.8	36t	1
93.	Gary Clark	1995	37	525	14.2	42t	2
94.	Marv Fleming	1970-74	48	523	10.9	36	4
95.	Bo Roberson	1966	26	519	20.0	80t	2
96.	Bobby Humphrey	1992	54	507	9.4	26	1
97.	Eric Green	1995	43	499	11.6	31t	3
98.	Mercury Morris	1969-75	46	491	10.7	50	1
99.	Joe Auer	1966-67	40	481	12.0	68t	6
100.	Jed Weaver	2000-02	34	469	13.8	41	5
101.	Andre Brown	1989-90	27	459	17.0	48t	5
102.	Jordan Cameron	2015-16	43	446	10.4	29	4
	Leslie Shepherd	2000	35	446	12.7	46t	4
104.	Tom Vigorito	1981-85	59	439	7.4	31t	2
	Frank Jackson	1966-67	25	439	17.6	48	3
106.	Lamar Smith	2000-01	61	435	7.1	65t	4
107.	Cedrick Wilson Jr.	2022-23	34	432	12.7	31t	3
108.	Trent Sherfield	2022	30	417	13.9	75t	2
109.	Allen Hurns	2019	32	416	13.0	27	2
110.	Daniel Thomas	2011-14	55	412	7.5	32	3
111.	Patrick Cobbs	2006-10	32	409	12.8	80t	4
112.	Mack Hollins	2019-21	30	399	13.3	65t	5
113.	Julius Thomas	2017	41	388	9.5	27	3
114.	Dedric Ward	2001-02	40	381	9.5	22	0
115.	Greg Baty	1990-94	30	377	12.6	32	4
116.	Scott Schwedes	1987-90	19	370	19.5	65t	2
117.	Travis Minor	2001-06	50	353	7.1	29	1
118.	Justin Peelle	2006-07	45	344	7.6	35	3



ALL-TIME LEADERS

RECEIVING YARDS						
PLAYER	YEARS	NO.	YDS.	AVG.	LG	TD
Otto Stowe	1971-72	18	344	19.1	49	3
120. Sammy Morris	2004-06	51	340	6.7	44	0
121. Gene Milton	1968-69	21	322	15.3	49	1
122. Alec Ingold	2022-25	40	321	8.0	25	1
Dave Kocourek	1966	27	320	11.9	43	2
124. Bryan Gilmore	2004-05	20	311	15.6	44t	2
125. Sammie Smith	1989-91	32	310	9.7	53t	1
126. Brett Perriman	1997	19	309	16.3	26	1
127. Jay Ajayi	2015-17	48	308	6.4	20	0
Ed Perry	1997-04	39	308	7.9	46	2
129. Aaron Craver	1991-94	32	304	9.5	28	0
130. Marlon Moore	2010-13	18	300	16.7	57t	2
131. Woody Bennett	1980-89	39	295	7.6	27	3
132. Mark Higgs	1990-94	37	294	7.9	21	0
133. Mike Williams	1992-95	21	292	13.9	29	0
134. Patrick Laird	2019-21	36	289	8.0	21	0
River Cracraft	2022-24	25	289	11.6	24	3
136. Salvon Ahmed	2020-23	40	274	6.9	20	1
Scott Miller	1991-96	21	274	13.0	27	1
138. Adam Shaheen	2020-21	24	260	10.8	43	3
139. Malik Washington	2024-25	28	243	8.7	20	0
140. Leroy Harris	1977-78	32	240	7.5	57	0
141. Braxton Berrios	2023-24	27	238	8.8	22	1
142. Lorenzo Booker	2007	28	237	8.5	22	0
Yatil Green	1997-99	18	234	13.0	27	0
144. Benny Malone	1974-78	17	234	13.8	43	0
145. Nick Giaquinto	1980-81	31	230	7.4	25	2
146. Don Nottingham	1973-77	25	213	8.5	29	0
147. Jack Harper	1967-68	11	212	19.3	40	3
148. Lynn Bowden Jr.	2020	28	211	7.5	22	0
149. Donald Lee	2003-04	20	220	11.0	25	2
150. Lex Hilliard	2009-11	26	210	8.1	18	2
151. Greg Jennings	2015	19	208	10.9	31	1
152. Jeff Wilson Jr.	2022-25	29	198	6.8	14	1
153. James Saxon	1992-94	32	192	6.0	25	0
Leonte Carroo	2016-18	12	192	16.0	74t	2
155. Irving Spikes	1994-97	24	185	7.7	24	2
156. Joey Haynos	2008-09	21	184	8.8	21	3
MarQueis Gray	2016-17	15	184	12.3	53	0
158. J.J. Johnson	1999-01	29	182	6.3	17	0
159. Ronnie Lee	1979-82, 1984-89	25	167	6.7	41	3
160. Jesse Chatman	2005, 2007	27	161	6.0	22	0
161. John Roderick	1966-67	11	156	14.2	64	1
162. Julian Hill	2023-25	18	148	8.2	18	0
163. Jim Cox	1968	11	147	13.4	30	0
164. Nate Jacquet	1998-99	9	140	15.6	29	0
165. Lousaka Polite	2008-10	29	136	4.7	14	0
166. Autry Denson	1999-00	18	133	7.4	28	0
167. Bert Emanuel	2000	7	132	18.9	53t	1
168. Robbie Chosen	2023-24	5	131	26.2	68t	1
169. Preston Carpenter	1966	10	127	12.7	42	0
170. Robert Edwards	2002	18	126	7.0	14	1
171. Frank Gore	2018	12	124	10.3	24	1
172. Tom Brown	1987-89	14	123	8.8	23	0
Nick O'Leary	2018-19	12	123	10.3	19	1
174. Mel Baker	1974	4	121	30.3	46t	2
175. Kalen Ballage	2018-19	23	119	5.2	31	0
176. Hunter Goodwin	1999-01	18	118	6.6	14	1
177. Thurman Thomas	2000	16	117	7.3	15	1
John Tagliaferri	1987	12	117	9.8	27	0
179. Billy Joe	1966	13	116	8.9	67	1
180. Marcus Thigpen	2012-13	9	112	12.4	50	1
181. Cookie Gilchrist	1966	13	110	8.5	22	1
Eddie Chavis	1987	7	108	15.4	27	0
183. Eddie Hill	1981-84	18	106	5.9	16	1



ALL-TIME LEADERS

RECEIVING YARDS						
	PLAYER	YEARS	NO.	YDS.	AVG.	LG TD
184.	Elmer Bailey	1980-81	4	105	26.3	39 0
185.	Abner Haynes	1967	16	100	6.3	22 0
186.	Vince Heflin	1982-85	6	98	16.3	46t 1
187.	Jeff Ogden	2000-01	8	97	12.1	18 1
	Chase Edmonds	2022	10	96	9.6	15 1
190.	Matt Breida	2020	9	96	10.7	31 0
	Leland Douglas	1987	9	92	10.2	17 1
192.	Malcolm Perry	2020	9	92	10.2	25t 1
193.	Mark Walton	2019	15	89	5.9	18 0
	Marc Logan	1989-91	12	88	7.3	12 0
195.	Loaird McCreary	1976-78	7	88	12.6	30 3
196.	Brian Manning	1997	7	85	12.1	21 0
197.	Bill Cronin	1966	7	83	11.9	21 1
198.	David Boston	2004-05	4	80	20.0	54 0
199.	Jovorskie Lane	2012	11	79	7.2	24 1
200.	Arian Foster	2016	6	78	13.0	50 0
201.	Lamar Gordon	2004	13	74	5.7	25 0
202.	Jonas Gray	2015	6	72	12.0	25 0
	Steve Howell	1979-81	10	70	7.0	13 0
	Sam Price	1966-68	10	70	7.0	27 1
205.	Damon Reilly	1987	5	70	14.0	20 0
206.	Michael Egnew	2012-13	7	69	9.9	14 0
	A.J. Derby	2017-18	5	68	13.6	19t 1
208.	Jabar Gaffney	2012	4	68	17.0	30 0
	John Avery	1998-99	10	67	6.7	19t 1
	Willie Richardson	1970	7	67	9.6	27 1
211.	Armon Binns	2012-13	6	67	11.2	21 0
	Joe Carter	1984-86	11	66	6.0	15 0
213.	Cris Carter	2002	8	66	8.3	15 1
214.	Lawrence Sampleton	1987	8	64	8.0	19 0
215.	Roberto Wallace	2010-11	6	62	10.3	19 0
216.	Dominique Jones	2016	7	61	8.7	24 1
	Terry Robiskie	1980-81	13	60	4.6	15 0
218.	Brice Butler	2018	6	60	10.0	23t 1
219.	Robert Clark	1992	3	59	19.7	45 0
220.	Clive Walford	2019	4	57	14.3	19 0
	Odell Beckham Jr.	2024	9	55	6.1	11 0
	David Overstreet	1983	8	55	6.9	20 2
	Stan Winfrey	1975-77	6	55	9.2	16 1
224.	Kendall Newson	2003-05	2	55	27.5	37 0
	Lorenzo Diamond	2005	8	54	6.8	18 0
	Ronnie Williams	1993-95	5	54	10.8	17 0
227.	Ron Sellers	1973	2	54	27.0	42 0
	Obafemi Ayanbadejo	2003	12	53	4.4	12 0
	Dee Eskridge	2024-25	4	53	14.7	30 0
230.	David Lewis	1987	6	53	8.8	22 1
	Brett Carolan	1996	4	48	12.0	21 1
	Hubert Ginn	1970-75	6	47	7.8	23 0
	Jake Stoneburner	2015	5	47	9.4	13 2
234.	Jim Braxton	1978	4	47	11.8	19 0
235.	Samkon Gado	2007	4	47	11.8	35 0
236.	Mike Caterbone	1987	2	46	23.0	30 0
237.	Rick Casares	1966	8	45	5.6	20 1
238.	Mickey Shuler	2010	2	44	22.0	28 0
239.	Desmond Clark	2002	2	42	21.0	26 0
240.	Duke Johnson	2021	4	41	10.3	20 0
241.	Gene Mingo	1966-67	3	40	13.3	9 0
242.	Bo Rather	1973, 1978	1	39	39.0	39 0
243.	Bill Darnall	1968-69	3	38	12.7	13 0
244.	Tanner Conner	2022-25	5	36	7.2	11 0
	Cecil Collins	1999	6	32	5.3	12 0
246.	Orleans Darkwa	2014	3	31	10.3	17 0
247.	Kory Sperry	2009	3	31	10.3	13 1
248.	Brandon London	2008	3	30	10.0	14 0
	Tom Boutwell	1969	4	29	7.3	12 0



ALL-TIME LEADERS

RECEIVING YARDS						
	PLAYER	YEARS	NO.	YDS.	AVG.	LG TD
250.	DeAndre Washington	2020	4	28	7.0	10 0
251.	Roosevelt Potts	1997	3	27	9.0	13 0
	De'Veon Smith	2017	3	27	9.0	13 0
253.	Mark Konecny	1987	6	26	4.3	10 0
	Chase Claypool	2023	4	26	6.5	15 0
	William Fuller V	2021	4	26	6.5	10 0
	Jim Mertens	1969	2	26	13.0	15 0
257.	Ernest Wilford	2008	3	25	8.3	15 0
258.	Garrett Limbrick	1990	4	23	5.8	9 0
	Jimmy Hines	1969	2	23	11.5	22 0
260.	Darian Barnes	2005-06	3	22	7.3	13 0
261.	Gator Hoskins	2014	3	21	7.0	14 0
	Rich Diana	1982	2	21	10.5	13 0
	David Woodley	1980-83	2	21	10.5	15t 1
262.	Antonio Callaway	2020	2	20	10.0	13 0
	Wes Matthews	1966	1	20	20.0	20 0
264.	Cleveland Gary	1994	2	19	9.5	11 0
	Clyde Gates	2011	2	19	9.5	11 0
	Tom Beier	1967, 1969	1	19	19.0	19 0
	Legedu Naanee	2012	1	19	19.0	19 0
265.	Kevin McKenzie	1999	2	18	9.0	13 0
266.	Heath Evans	2005	4	17	4.3	5 0
	Charles Henry	1991	2	17	8.5	9 0
	Braylon Sanders	2022	2	17	8.5	13 0
	Robert Baker	1999-02	1	17	17.0	17 0
270.	Cethan Carter	2021-22	2	16	8.0	8 0
271.	Andra Franklin	1981-84	6	15	2.5	6 1
	Jamar Martin	2004	4	15	3.8	7 0
	Brian Kinchen	1988-90	2	15	7.5	12 0
274.	Deon Dyer	2000-02	2	14	7.0	13 0
	Cliff Russell	2005-06	2	14	7.0	9 0
	Damian Williams	2014	1	14	14.0	14 0
277.	Brandon Bolden	2018	3	13	4.3	9 1
	Willie Smith	1987	2	13	6.5	8 1
	Kirk Merritt	2021	1	13	13.0	13 0
	Lee Suggs	2006	0	13	—	13 0
281.	Anthony Armstrong	2012	3	12	4.0	7 0
	Leonard Henry	2002-04	3	12	4.0	7 0
283.	Grant DuBose	2024	2	11	5.5	13 0
	Mike Holmes	1976	1	11	11.0	11 0
	Ricky Isom	1987	1	11	11.0	11 0
286.	Malcolm Brown	2021	3	10	3.3	7 0
287.	Charles Leigh	1971-74	4	9	2.3	7 0
	Chandler Cox	2019-20	2	9	4.5	6 0
	Keith Sims	1990-97	1	9	9.0	9 0
290.	Robert Wilson	1994-96	3	8	2.7	3t 1
	Ryan Tannehill	2012-18	3	8	2.7	9 1
	Jaylen Wright	2024	3	8	2.7	6 0
	Dick Anderson	1968-77	1	8	8.0	8 0
	Ronald Bellamy	2004	1	8	8.0	8 0
	Nuu Faola	1989	1	8	8.0	8 0
	Vick King	2004	1	8	8.0	8 0
	Jeron Mastrud	2011-12	1	8	8.0	8 0
	Knowshon Moreno	2014	1	8	8.0	8 0
	Hunter Long	2021-22	1	8	8.0	8 0
	Phillip Lindsay	2021	1	8	8.0	8 0
302.	Ronald Scott	1987	2	7	3.5	5 0
	Vern Den Herder	1971-82	1	7	7.0	7t 1
	Aaron Halterman	2007	1	7	7.0	7 0
	Nick Westbrook-Ikhine	2025	1	7	7.0	7 0
	Tommylee Lewis	2021	1	7	7.0	7 0
307.	Kevin Curtis	2010	1	6	6.0	6 0
	Lawrence Phillips	1997	1	6	6.0	6 0
	Isaiah Pead	2016	1	6	6.0	6 0
310.	Reagan Maui	2007	2	5	2.5	5 0



ALL-TIME LEADERS

RECEIVING YARDS

	PLAYER	YEARS	NO.	YDS.	AVG.	LG	TD
	George Farmer	1987	1	5	5.0	5	0
312.	George Chesser	1966-67	1	4	4.0	4	0
	Dewayne Dotson	1994-95, 1997	1	4	4.0	4	0
	Doug Easlick	2004	1	4	4.0	4	0
315.	Casey Cramer	2008	2	3	1.5	2t	1
	Bob Torrey	1979	2	3	1.5	8	0
	Erik Ezukanma	2022-24	1	3	3.0	3	0
	Senorise Perry	2017-18	1	3	3.0	3	0
319.	Christian Wilkins	2019-23	2	2	2.0	1t	2
	Alex Holmes	2005	1	2	2.0	2	0
	Frank Wainright	1995-98	1	2	2.0	2t	1
322.	Will Heller	2005	1	1	1.0	1t	1
	Ron Moore	1998	1	1	1.0	1	0
	Jason Sanders	2018-25	1	1	1.0	1t	1
325.	Michael Deiter	2019-22	1	0	0.0	0	0
	Ryan Fitzpatrick	2019-20	1	0	0.0	0	0
	Damon Huard	1997-00	1	0	0.0	0	0
328.	Ollie Gordon II	2025	1	-1	-1.0	-1	0
329.	Rex Hadnot	2004-07	0	-2	-	-2	0
330.	Barry Pryor	1969-70	2	-3	-1.5	0	0
	Steve Slaton	2011	2	-3	-1.5	-1	0
	Jordan Howard	2020	1	-3	-3.0	-3	0
	Samson Satele	2007-08, 2014	0	-3	-	-3	0
334.	Dan Marino	1983-99	1	-6	-6.0	-6	0

SCORING

	PLAYER	YEARS	TD	TDR	TDP	TDRt	FG	PAT	PTS.
1.	Olindo Mare	1997-06	0	0	0	0	245	313	1048
2.	Gar0 Yepremian	1970-78	0	0	0	0	165	335	830
3.	Jason Sanders	2018-24	1	0	1	0	187	259	826
4.	Pete Stoyanovich	1989-95	0	0	0	0	176	246	774
5.	Uwe von Schamann	1979-84	0	0	0	0	101	237	540
6.	Dan Carpenter	2008-12	0	0	0	0	127	154	535
7.	Mark Clayton	1983-92	82	0	81	1	0	0	492
8.	Nat Moore	1974-86	75	1	74	0	0	0	450
9.	Mark Duper	1982-92	59	0	59	0	0	0	354
10.	Larry Csonka	1968-74, 1979	57	53	4	0	0	0	342
11.	Ricky Williams	2002-03, 2005, 2007-10	54	48	6	0	0	0	326#
12.	Fuad Reveiz	1985-88	0	0	0	0	53	161	320
13.	Chris Chambers	2001-07	43	0	43	0	0	0	260#
14.	Caleb Sturgis	2013-14	0	0	0	0	55	74	239
15.	Ronnie Brown	2005-10	38	36	2	0	0	0	230#
16.	Karim Abdul-Jabbar	1996-99	34	33	1	0	0	0	204
17.	Mercury Morris	1969-75	33	29	1	3	0	0	198
	Tony Nathan	1979-87	33	16	16	1	0	0	198
	Paul Warfield	1970-74	33	0	33	0	0	0	198
20.	O.J. McDuffie	1993-01	32	0	29	3	0	0	194#
21.	Jim Kiick	1968-74	31	28	3	0	0	0	186
22.	Lorenzo Hampton	1985-89	28	22	6	0	0	0	168
	Tyreek Hill	2022-25	28	1	26	1	0	0	168
	Raheem Mostert	2015, 2022-24	28	23	5	0	0	0	168
25.	Andrew Franks	2015-16	0	0	0	0	29	74	161
26.	Bruce Hardy	1978-89	25	0	25	0	0	0	150
	Don Nottingham	1973-77	25	25	0	0	0	0	150
28.	Jarvis Landry	2014-17	24	1	22	1	0	0	148##
29.	Anthony Fasano	2008-12, 2017	24	0	24	0	0	0	146#
	Kenny Stills	2015-18	24	0	24	0	0	0	146#
31.	De'Von Achane	2023-25	24	14	10	0	0	0	144
	DeVante Parker	2015-21	24	0	24	0	0	0	144
	Lamar Smith	2000-01	24	20	4	0	0	0	144
34.	Norm Bulaich	1975-79	23	17	6	0	0	0	138
	Andra Franklin	1981-84	23	22	1	0	0	0	138
	Jim Mandich	1970-77	23	0	23	0	0	0	138
	Howard Twilley	1966-76	23	0	23	0	0	0	138



ALL-TIME LEADERS

SCORING									
	PLAYER	YEARS	TD	TDR	TDP	TDRT	FG	PAT	PTS.
38.	Oronde Gadsden	1998-03	22	0	22	0	0	0	132
	Lamar Miller	2012-15	22	19	3	0	0	0	132
40.	Jaylen Waddle	2021-25	21	1	20	0	0	0	130##
41.	Irving Fryar	1993-95	20	0	20	0	0	0	124##
42.	Randy McMichael	2002-06	19	0	18	1	0	0	116#
	Jim Jensen	1981-92	19	0	19	0	0	0	114
44.	Mike Gesicki	2018-22	18	0	18	0	0	0	110#
	Keith Jackson	1992-94	18	0	18	0	0	0	110#
	Bernie Parmalee	1992-98	18	15	3	0	0	0	110#
47.	Duriel Harris	1976-83, 1985	18	0	18	0	0	0	108
	Ron Davenport	1985-89	17	13	4	0	0	0	102
	Karl Noonan	1966-71	17	0	17	0	0	0	102
50.	Kenyan Drake	2016-19	16	9	6	1	0	0	98#
51.	Keith Byars	1993-96	16	6	10	0	0	0	96
	Dan Johnson	1983-87	16	0	16	0	0	0	96
	Benny Malone	1974-78	16	16	0	0	0	0	96
	Sammie Smith	1989-91	16	15	1	0	0	0	96
55.	Terry Kirby	1993-95	15	9	6	0	0	0	92#
56.	Reggie Bush	2011-12	15	12	3	0	0	0	90
	Charles Clay	2011-14	15	1	14	0	0	0	90
	Mark Higgs	1990-94	15	14	0	1	0	0	90
	Mike Wallace	2013-14	15	0	15	0	0	0	90
60.	Jay Feely	2007	0	0	0	0	21	26	89
	Joe Nedney	1996-97	0	0	0	0	18	35	89
	Cody Parkey	2017	0	0	0	0	21	26	89
63.	Tony Martin	1989-93, 1999-2000	14	0	14	0	0	0	84
	Delvin Williams	1978-80	14	13	1	0	0	0	84
65.	Daniel Thomas	2011-14	13	10	3	0	0	0	80#
66.	Jimmy Cefalo	1978-84	13	0	13	0	0	0	78
	Joe Rose	1980-85	13	0	13	0	0	0	78
	Brian Hartline	2009-14	13	1	12	0	0	0	78
	Myles Gaskin	2019-22	13	7	6	0	0	0	78
70.	Joe Auer	1966-67	12	5	6	1	0	0	72
	Woody Bennett	1980-88	12	9	3	0	0	0	72
	Davone Bess	2008-12	12	0	12	0	0	0	72
	Mark Ingram	1993-94	12	0	12	0	0	0	72
	Troy Stradford	1987-90	12	10	2	0	0	0	72
75.	Marty Booker	2004-07	11	0	11	0	0	0	70##
76.	Karl Kremser	1969-70	0	0	0	0	13	28	67
77.	Jay Fiedler	2000-04	11	11	0	0	0	0	66
	Jakeem Grant Sr.	2016-21	11	1	5	5	0	0	66
79.	Gene Mingo	1966-67	0	0	0	0	11	32	65
80.	Ferrell Edmunds	1988-92	10	0	10	0	0	0	60
	Ted Ginn, Jr.	2007-09	10	2	5	3	0	0	60
	Travis Minor	2001-06	10	8	1	1	0	0	60
	Irving Spikes	1994-97	10	8	2	0	0	0	60
	David Woodley	1980-83	10	9	1	0	0	0	60
85.	Jason Taylor	1997-07, 2009, 2011	9	0	0	9	0	0	58**
86.	Jay Ajayi	2015-17	9	9	0	0	0	0	56#
87.	Pete Johnson	1984	9	9	0	0	0	0	54
	Dan Marino	1983-99	9	9	0	0	0	0	54
	Brandon Marshall	2010-11	9	0	9	0	0	0	54
	Stan Mitchell	1966-70	9	4	5	0	0	0	54
	Tony Paige	1990-92	9	3	6	0	0	0	54
	James Pruitt	1986-88, 1990-91	9	0	8	1	0	0	54
	Freddie Solomon	1975-77	9	1	5	3	0	0	54
	Damien Williams	2014-17	9	3	6	0	0	0	54
95.	Jimmy Keyes	1968-69	0	0	0	0	7	30	51
96.	Troy Drayton	1996-99	8	0	8	0	0	0	50#
	James McKnight	2001-03	8	1	7	0	0	0	50#
98.	Fred Banks	1987-93	8	0	8	0	0	0	48
	Gary Davis	1976-79	8	7	1	0	0	0	48
	Rishard Matthews	2012-15	8	0	8	0	0	0	48
	Sammy Morris	2004-06	8	8	0	0	0	0	48



ALL-TIME LEADERS

SCORING									
	PLAYER	YEARS	TD	TDR	TDP	TDRT	FG	PAT	PTS.
	Stanley Pritchett	1996-99	8	2	6	0	0	0	48
	Dion Sims	2013-16	8	0	8	0	0	0	48
	Jonnu Smith	2024	8	0	8	0	0	0	48
	Lamar Thomas	1996-00	8	0	8	0	0	0	48
106.	Preston Williams	2019-20	7	0	7	0	0	0	46##
107.	Doug Moreau	1966-69	6	0	6	0	1	6	45
108.	Marlin Briscoe	1972-74	7	0	7	0	0	0	42
	Bob Griese	1967-80	7	7	0	0	0	0	42
	Rob Konrad	1999-04	7	1	6	0	0	0	42
	Larry Seiple	1966-67	7	0	7	0	0	0	42
	Ryan Tannehill	2012-18	7	6	1	0	0	0	42
113.	Booth Lusteg	1967	0	0	0	0	7	18	39
114.	Salvon Ahmed	2020-23	6	5	1	0	0	0	38#
	Ryan Fitzpatrick	2019-20	6	6	0	0	0	0	38#
116.	Patrick Cobbs	2006-10	6	2	4	0	0	0	36
	Leroy Harris	1977-78	6	6	0	0	0	0	36
	Reshad Jones	2010-19	6	0	0	6	0	0	36
	Andre Tillman	1975-78	6	0	6	0	0	0	36
	Tua Tagovailoa	2020-25	6	6	0	0	0	0	36
	Tommy Vigorito	1981-85	6	2	2	2	0	0	36
122.	Andre Brown	1989-90	5	0	5	0	0	0	30
	Lex Hilliard	2009-11	5	2	2	1	0	0	30
	Mack Hollins	2020-21	5	0	5	0	0	0	30
	J.J. Johnson	1999-01	5	5	0	0	0	0	30
	David Martin	2007-08	5	0	5	0	0	0	30
	Jed Weaver	2000-02	5	0	5	0	0	0	30
	Albert Wilson	2018-19, 21	5	0	5	0	0	0	30
129.	Dick Anderson	1968-77	4	0	0	4	0	0	24
	Kalen Ballage	2018-19	4	4	0	0	0	0	24
	Fred Barnett	1996-97	4	0	4	0	0	0	24
	Greg Baty	1991-94	4	0	4	0	0	0	24
	Terrell Buckley	1995-99, 2003	4	0	0	4	0	0	24
	Greg Camarillo	2007-09	4	0	4	0	0	0	24
	Jordan Cameron	2015-16	4	0	4	0	0	0	24
	Marv Fleming	1970-74	4	0	4	0	0	0	24
	Brandon Gibson	2013-14	4	0	4	0	0	0	24
	Jack Harper	1967-68	4	1	3	0	0	0	24
	Randal Hill	1991, 1995-96	4	0	4	0	0	0	24
	Jordan Howard	2020	4	4	0	0	0	0	24
	Xavien Howard	2016-23	4	0	0	4	0	0	24
	Cleo Lemon	2005-07	4	4	0	0	0	0	24
	Marc Logan	1989-91	4	2	0	2	0	0	24
	Leslie Shepherd	2000	4	0	4	0	0	0	24
	Durham Smythe	2020-24	4	1	3	0	0	0	24
	Zach Thomas	1996-07	4	0	0	4	0	0	24
	Derrius Thompson	2003-04	4	0	4	0	0	0	24
	Jeff Wilson Jr.	2022-25	4	3	1	0	0	0	24
149.	Willie Beecher	1987	0	0	0	0	3	12	21
150.	Eric Green	1995	3	0	3	0	0	0	20#
	Derek Hagan	2006-08	3	0	3	0	0	0	20#
	Jovorskis Lane	2012	3	2	1	0	0	0	20#
	Sam Madison	1997-05	3	0	0	3	0	0	20*
154.	John Avery	1998-99	3	2	1	0	0	0	18
	Brandon Bolden	2018	2	2	1	0	0	0	18
	Jack Clancy	1967-69	3	0	3	0	0	0	18
	River Cracraft	2022-24	3	0	3	0	0	0	18
	Chase Edmonds	2022	3	2	1	0	0	0	18
	Tony Franklin	1988	0	0	0	0	4	6	18
	Samkon Gado	2007	3	3	0	0	0	0	18
	Nick Giaquinto	1980-81	3	0	2	1	0	0	18
	Hubert Ginn	1970-75	3	3	0	0	0	0	18
	Shayne Graham	2011	0	0	0	0	4	6	18
	Joey Haynos	2008-09	3	0	3	0	0	0	18
	Alec Ingold	2022-25	3	2	1	0	0	0	18



ALL-TIME LEADERS

SCORING								
PLAYER	YEARS	TD	TDR	TDP	TDRT	FG	PAT	PTS.
Frank Jackson	1966-67	3	0	3	0	0	0	18
Duke Johnson	2021	3	3	0	0	0	0	18
Charles Jordan	1996-98	3	0	3	0	0	0	18
Mike Kozlowski	1979-86	3	0	0	3	0	0	18
Ronnie Lee	1979-82, 1984-89	3	0	3	0	0	0	18
Ray Lucas	2001-02	3	3	0	0	0	0	18
Loaird McCreary	1976-78	3	0	3	0	0	0	18
Lloyd Mumphord	1969-74	3	0	0	3	0	0	18
David Overstreet	1983	3	1	2	0	0	0	18
Justin Peelle	2006-07	3	0	3	0	0	0	18
Scott Schwedes	1987-90	3	0	2	1	0	0	18
Ronald Scott	1987	3	3	0	0	0	0	18
Adam Shaheen	2020-21	3	0	3	0	0	0	18
Otto Stowe	1971-72	3	0	3	0	0	0	18
Marcus Thigpen	2012-13	3	0	1	2	0	0	18
Julius Thomas	2017	3	0	3	0	0	0	18
Andrew Van Ginkel	2019-23	3	0	0	3	0	0	18
Cedrick Wilson Jr.	2023	3	0	3	0	0	0	18
184. Matt Bryant	2004	0	0	0	0	3	7	16
Wes Welker	2004-06	2	0	1	1	1	1	16
186. Tim Foley	1970-80	2	0	0	2	0	0	14*
187. Jerome Baker	2018-23	2	0	0	2	0	0	12
Mel Baker	1974	2	0	2	0	0	0	12
Charlie Baumann	1991	0	0	0	0	2	6	12
Bob Baumhower	1977-86	2	0	0	2	0	0	12
Jim Braxton	1978	2	2	0	0	0	0	12
Leonte Carroo	2016-18	2	0	2	0	0	0	12
Gary Clark	1995	2	0	2	0	0	0	12
Cecil Collins	1999	2	2	0	0	0	0	12
Robert Edwards	2002	2	1	1	0	0	0	12
Isaiah Ford	2017-21	2	0	2	0	0	0	12
Bryan Gilmore	2004-05	2	0	2	0	0	0	12
Brent Grimes	2013-15	2	0	0	2	0	0	12
Abner Haynes	1967	2	2	0	0	0	0	12
Chad Henne	2008-11	2	2	0	0	0	0	12
Eddie Hill	1981-84	2	1	1	0	0	0	12
Liffort Hobley	1987-93	2	0	0	2	0	0	12
Bobby Humphrey	1992	2	1	1	0	0	0	12
Tyler Huntley	2024	2	2	0	0	0	0	12
Allen Hurns	2019	2	0	2	0	0	0	12
William Judson	1982-89	2	0	0	2	0	0	12
Dave Kocourek	1966	2	0	2	0	0	0	12
Donald Lee	2003-04	2	0	2	0	0	0	12
Kyle Mackey	1987	2	2	0	0	0	0	12
Brock Marion	1998-03	2	0	0	2	0	0	12
Don McNeal	1980-89	2	0	0	2	0	0	12
Jerris McPhail	1996-97	2	1	1	0	0	0	12
Scott Miller	1991-96	2	0	1	1	0	0	12
Gene Milton	1968-69	2	0	1	1	0	0	12
Marlon Moore	2010-13	2	0	2	0	0	0	12
Matt Moore	2011-17	2	2	0	0	0	0	12
Jeff Ogden	2000-01	2	0	1	1	0	0	12
Louis Oliver	1989-93, 1995-96	2	0	0	2	0	0	12
Ed Perry	1997-04	2	0	2	0	0	0	12
Sam Price	1966-68	2	1	1	0	0	0	12
Bo Roberson	1966	2	0	2	0	0	0	12
Terry Robiskie	1980-81	2	2	0	0	0	0	12
Bill Stanfill	1969-76	2	0	0	2	0	0	12
Jake Stoneburner	2015	2	0	2	0	0	0	12
Don Strock	1974-87	2	2	0	0	0	0	12
Trent Sherfield	2022	2	0	2	0	0	0	12
Patrick Surtain	1998-04	2	0	0	2	0	0	12
Troy Vincent	1992-95	2	0	0	2	0	0	12
Jimmy Warren	1966-69	2	0	0	2	0	0	12



ALL-TIME LEADERS

SCORING									
	PLAYER	YEARS	TD	TDR	TDP	TDRT	FG	PAT	PTS.
	Dick Westmoreland	1966-69	2	0	0	2	0	0	12
	Christian Wilkins	2019-23	2	0	2	0	0	0	12
	Stan Winfrey	1975-77	2	1	1	0	0	0	12
233.	Bill Gramatica	2004	0	0	0	0	3	0	9
234.	Walt Aikens	2014-19	1	0	0	1	0	0	8^
	Kim Bokamper	1977-85	1	0	0	1	0	0	8*
	Aaron Craver	1991-94	1	1	0	0	0	0	8#
	Billy Joe	1966	1	0	1	0	0	0	8#
	Curtis Johnson	1970-78	1	0	0	1	0	0	8*
	Patrick Laird	2019-20	1	1	0	0	0	0	8#
240.	Will Allen	2006-11	1	0	0	1	0	0	6
	Kiko Alonso	2016-18	1	0	0	1	0	0	6
	Danny Amendola	2018	1	0	1	0	0	0	6
	John Beck	2007-08	1	1	0	0	0	0	6
	Braxton Berrios	2022-24	1	0	1	0	0	0	6
	Don Bessillieu	1979-81	1	0	0	1	0	0	6
	Glenn Blackwood	1979-87	1	0	0	1	0	0	6
	Tim Bowens	1994-04	1	0	0	1	0	0	6
	Jacoby Brissett	2021	1	1	0	0	0	0	6
	J.B. Brown	1989-96	1	0	0	1	0	0	6
	Malcolm Brown	2021	1	1	0	0	0	0	6
	Bob Brudzinski	1981-89	1	0	0	1	0	0	6
	Nick Buoniconti	1969-76	1	0	0	1	0	0	6
	Kevin Burnett	2011-12	1	0	0	1	0	0	6
	Brice Butler	2018	1	0	1	0	0	0	6
	Brett Carolan	1996	1	0	1	0	0	0	6
	Cris Carter	2002	1	0	1	0	0	0	6
	Joe Carter	1984-86	1	1	0	0	0	0	6
	Rick Casares	1966	1	0	1	0	0	0	6
	Jesse Chatman	2005, 2007	1	1	0	0	0	0	6
	Robbie Chosen	2023-24	1	0	1	0	0	0	6
	Justin Coleman	2021	10	0	0	1	0	0	6
	Casey Cramer	2008	1	0	1	0	0	0	6
	Bill Cronin	1966	1	0	1	0	0	0	6
	Daunte Culpepper	2006	1	1	0	0	0	0	6
	Vontae Davis	2009-11	1	0	0	1	0	0	6
	Louis Delmas	2014	1	0	0	1	0	0	6
	Vern Den Herder	1971-82	1	0	1	0	0	0	6
	A.J. Derby	2017-18	1	0	1	0	0	0	6
	Leland Douglas	1987	1	0	1	0	0	0	6
	Sam Eguavoen	2021-22	1	0	0	1	0	0	6
	Bert Emanuel	2000	1	0	1	0	0	0	6
	Frank Emanuel	1966-69	1	0	0	1	0	0	6
	Tom Erlandson	1966-67	1	0	0	1	0	0	6
	David Fales	2017	1	1	0	0	0	0	6
	A.J. Feeley	2004-05	1	1	0	0	0	0	6
	Minkah Fitzpatrick	2018-19, 2025	1	0	0	1	0	0	6
	Cortland Finnegan	2014	1	0	0	1	0	0	6
	Trent Gamble	2000-03	1	0	0	1	0	0	6
	Cookie Gilchrist	1966	1	0	1	0	0	0	6
	Kerry Glenn	1990-92	1	0	0	1	0	0	6
	Hunter Goodwin	1999-01	1	0	1	0	0	0	6
	Frank Gore	2018	1	0	1	0	0	0	6
	Vince Heflin	1982-85	1	0	1	0	0	0	6
	Will Heller	2005	1	0	1	0	0	0	6
	Renaldo Hill	2006-08	1	0	0	1	0	0	6
	Sean Hill	1994-96	1	0	0	1	0	0	6
	Jevón Holland	2021-24	1	0	0	1	0	0	6
	Trell Hooper	1987	1	0	0	1	0	0	6
	Steve Howell	1979-81	1	1	0	0	0	0	6
	Melvin Ingram	2022	1	0	0	1	0	0	6
	Ricky Isom	1987	1	1	0	0	0	0	6
	Calvin Jackson	1994-99	1	0	0	1	0	0	6
	Vestee Jackson	1991-93	1	0	0	1	0	0	6



ALL-TIME LEADERS

SCORING								
PLAYER	YEARS	TD	TDR	TDP	TDRT	FG	PAT	PTS.
Pete Jaquess	1966-67	1	0	0	1	0	0	6
Greg Jennings	2015	1	0	1	0	0	0	6
Pat Johnson	1995	1	0	0	1	0	0	6
Dominique Jones	2016	1	0	1	0	0	0	6
Robert Jones	1998-00	1	0	0	1	0	0	6
Nate Kaeding	2012	0	0	0	0	1	3	6
Chuck Klingbeil	1991-95	1	0	0	1	0	0	6
Bernie Kosar	1994-96	1	1	0	0	0	0	6
Shaq Lawson	2020	1	0	0	1	0	0	6
Michael Lehan	2006-08	1	0	0	1	0	0	6
Charles Leigh	1971-74	1	1	0	0	0	0	6
David Lewis	1987	1	0	1	0	0	0	6
Phillip Merling	2008-11	1	0	0	1	0	0	6
Koa Misi	2010-17	1	0	0	1	0	0	6
Kenny Mixon	1998-01	1	0	0	1	0	0	6
Knowshawn Moreno	2014	1	1	0	0	0	0	6
Earl Morrall	1972-76	1	1	0	0	0	0	6
Nik Needham	2021-23	1	0	0	1	0	0	6
Cliff Odom	1990-93	1	0	0	1	0	0	6
Nick O'Leary	2018-19	1	0	1	0	0	0	6
Chad Pennington	2008-10	1	1	0	0	0	0	6
Brett Perriman	1997	1	0	1	0	0	0	6
Malcolm Perry	2020	1	0	1	0	0	0	6
Lousaka Polite	2008-10	1	1	0	0	0	0	6
Derrick Pope	2004-07	1	0	0	1	0	0	6
Willie Richardson	1970	1	0	1	0	0	0	6
Elandon Roberts	2021-22	1	0	0	1	0	0	6
John Roderick	1966-67	1	0	1	0	0	0	6
Eric Rowe	2019-22	1	0	0	1	0	0	6
Jake Scott	1970-75	1	0	0	1	0	0	6
Scott Secules	1989-92	1	1	0	0	0	0	6
Zach Sieler	2019-25	1	0	0	1	0	0	6
Derrick Shelby	2012-15	1	0	0	1	0	0	6
Steve Slaton	2011	1	1	0	0	0	0	6
Gerald Small	1978-83	1	0	0	1	0	0	6
Willie Smith	1987	1	0	1	0	0	0	6
Brian Sochia	1986-91	1	0	0	1	0	0	6
Kory Sperry	2009	1	0	1	0	0	0	6
John Stofa	1966-67, 1969-70	1	1	0	0	0	0	6
John Tagliaferri	1987	1	1	0	0	0	0	6
Norris Thomas	1977-79	1	0	0	1	0	0	6
Thurman Thomas	2000	1	0	1	0	0	0	6
Bob Torrey	1979	1	1	0	0	0	0	6
Olivier Vernon	2012-15	1	0	0	1	0	0	6
Frank Wainright	1995-98	1	0	1	0	0	0	6
Fulton Walker	1981-85	1	0	0	1	0	0	6
Malik Washington	2024-25	1	1	0	0	0	0	6
Willie West	1966-68	1	0	0	1	0	0	6
Jarvis Williams	1988-93	1	0	0	1	0	0	6
Robert Wilson	1994-96	1	0	1	0	0	0	6
Dick Wood	1966	1	1	0	0	0	0	6
345. Van Tiffin	1987	0	0	0	0	0	4	4
346. Charlie Anderson	2008-09	0	0	0	0	0	0	2*
Kevin Carter	2005-06	0	0	0	0	0	0	2*
Mike Charles	1983-86	0	0	0	0	0	0	2*
A.J. Duhe	1977-84	0	0	0	0	0	0	2*
Terrence Fede	2014-17	0	0	0	0	0	0	2*
William Fuller V	2021	0	0	0	0	0	0	2#
Larry Gordon	1976-82	0	0	0	0	0	0	2*
Jermaine Haley	2000-02	0	0	0	0	0	0	2*
Julian Hill	2023-25	0	0	0	0	0	0	2#
Reggie Howard	2004-05	0	0	0	0	0	0	2*



ALL-TIME LEADERS

SCORING

PLAYER	YEARS	TD	TDR	TDP	TDRT	FG	PAT	PTS.
Sammy Knight	2003-04	0	0	0	0	0	0	2*
Senorise Perry	2017	0	0	0	0	0	0	2*
Don Reese	1974-76	0	0	0	0	0	0	2*
Cameron Wake	2009-18	0	0	0	0	0	0	2*
George Wilson	1966	0	0	0	0	0	0	2#

* — safety

— two point conversion

^ — defensive two point conversion

INTERCEPTIONS

	PLAYER	YEARS	NO.	YDS.	AVG.	LG	TD
1.	Jake Scott	1970-75	35	425	12.1	47	0
2.	Dick Anderson	1968-77	34	792	23.3	96t	3
3.	Sam Madison	1997-05	31	487	15.7	42	2
4.	Glenn Blackwood	1979-87	29	398	13.7	50	1
	Patrick Surtain	1998-04	29	298	10.3	43	2
	Xavien Howard	2016-23	29	254	8.8	39	2
7.	Louis Oliver	1989-93, 1995-96	24	569	23.7	103t	2
	Terrell Buckley	1995-99, 2003	24	425	17.7	91t	3
	William Judson	1982-89	24	368	15.3	61t	2
10.	Gerald Small	1978-83	23	378	16.4	46t	1
11.	Curtis Johnson	1970-78	22	190	8.6	34	0
	Tim Foley	1970-80	22	96	4.4	18	0
13.	Reshad Jones	2010-19	21	361	17.2	54	4
14.	Brock Marion	1998-03	20	431	21.6	100t	2
15.	Don McNeal	1980-89	18	163	9.1	30	2
16.	Zach Thomas	1996-07	17	170	10.0	34t	4
17.	J.B. Brown	1989-96	16	293	18.3	48	1
18.	Dick Westmoreland	1966-69	15	231	15.4	42	2
19.	Troy Vincent	1992-95	14	284	20.3	69	2
	Jarvis Williams	1988-93	14	216	15.4	42	1
	Lloyd Mumphord	1969-74	14	187	13.4	51	2
	Lyle Blackwood	1981-86	14	173	12.4	45	0
	Earnie Rhone	1975-84	14	110	7.9	16	0
24.	Brent Grimes	2013-15	13	202	15.5	94t	2
	Willie West	1966-68	13	180	13.8	32	0
	Paul Lankford	1982-91	13	89	6.8	44	0
27.	Charlie Babb	1972-79	12	141	11.8	36	0
	Brian Walker	1997-98, 2000-01	12	92	7.7	31	0
29.	Jimmy Warren	1966-69	11	247	22.5	70t	1
30.	Vontae Davis	2009-11	9	124	13.8	28	1
31.	Mike Kozlowski	1979-86	8	172	21.5	38t	2
	Larry Gordon	1976-82	8	121	15.1	36	0
	Bob Matheson	1971-79	8	111	13.9	34	0
	Jason Taylor	1997-07, 2009, 2011	8	110	13.8	51t	3
	Nick Buoniconti	1969-76	8	89	11.1	24	0
	Jason Allen	2006-10	8	41	5.1	17	0
37.	Sammy Knight	2003-04	7	130	18.6	70	0
	Norris Thomas	1977-79	7	115	16.4	53t	1
	Will Allen	2006-11	7	114	16.3	32t	1
	Bobby McCain	2015-20	7	78	11.1	32	0
	André Goodman	2006-08	7	76	10.9	55	0
42.	Renaldo Hill	2006-08	6	91	15.2	24	0
	Yeremiah Bell	2004-11	6	89	14.8	29	0
	Kim Bokamper	1977-85	6	55	9.2	24t	1
	Nik Needham	2019-24	6	52	8.7	28t	1
	John Bramlett	1967-68	6	49	8.2	22	0
47.	Jevón Holland	2021-24	5	163	32.6	99t	1
	Bob Petrella	1966-71	5	104	20.8	33	0
	Kiko Alonso	2016-18	5	100	20.0	60t	1
	Bud Brown	1984-88	5	96	19.2	53	0
	Neal Colzie	1979	5	86	17.2	56	0
	Mike Kolen	1970-77	5	85	17.0	29	0
	Jerome Baker	2018-23	5	82	16.4	34	2
	Liffort Hobley	1987-93	5	61	12.2	22	0
	Fulton Walker	1981-85	5	61	12.2	30	0
	Arturo Freeman	2000-04	5	59	11.8	47	0



ALL-TIME LEADERS

INTERCEPTIONS						
PLAYER	YEARS	NO.	YDS.	AVG.	LG	TD
Jalen Ramsey	2023-24	5	59	11.8	49	0
Sean Smith	2009-12	5	56	11.2	31	0
Bob Brudzinski	1981-89	5	46	9.2	19	0
Rick Volk	1977-78	5	42	8.4	24	0
Nolan Carroll	2010-13	5	25	5.0	24	0
Shawn Wooden	1996-99, 2001-04	5	25	5.0	15	0
Doug Swift	1970-75	5	17	3.4	12	0
Don Bessillieu	1979-81	5	13	2.6	12	0
65. Calvin Jackson	1994-99	4	105	26.3	61t	1
Lance Schulters	2005, 2007	4	78	19.5	37	0
Tom Erlandson	1966-67	4	68	17.0	37	1
Jimmy Wilson	2011-14	4	57	14.3	31	0
T.J. McDonald	2017-18	4	48	12.0	31	0
Frank Emanuel	1966-69	4	46	12.5	24	0
John Offerdahl	1986-93	4	44	11.0	28	0
Tim McKyer	1990	4	40	10.0	21	0
Randy Starks	2008-14	4	33	8.3	18	0
Chris Clemons	2009-13	4	29	7.3	29	0
Gene Atkins	1994-96	4	24	6.0	18	0
Mark Brown	1983-88	4	18	4.5	13	0
Michael Stewart	1994-96	4	11	2.8	11	0
Dimitri Patterson	2012-13	4	7	1.8	3	0
Tony Lippett	2015-17	4	0	0.0	0	0
80. Vestee Jackson	1991-93	3	63	21.0	30t	1
Eric Rowe	2019-22	3	61	20.3	35t	1
Ed Taylor	1979-82	3	55	18.3	44	0
Rodney Thomas	1988-90	3	52	17.3	48	0
Brandon Jones	2020-23	3	48	16.0	40	0
Bryan Cox	1991-95	3	38	12.7	26	0
Travares Tillman	2005-07	3	38	12.7	22	0
Wahoo McDaniel	1966-68	3	35	11.7	20	0
Derrick Rodgers	1997-02	3	33	11.0	21	0
Jerry Wilson	1996-00	3	32	10.7	19	0
Travis Daniels	2005-07	3	31	10.3	29	0
Steve Towle	1975-80	3	30	10.0	16	0
Pete Jaquess	1966-67	3	27	9.0	27	1
A.J. Duhe	1977-84	3	18	6.0	11	0
Ed Weisacosky	1968-70	3	10	3.3	7	0
Aubrey Beavers	1994-95	3	8	2.7	8	0
Tyrel Dodson	2024-25	3	7	2.3	7	0
Kader Kohou	2022-24	3	2	0.7	2	0
Nate Jones	2008-09, 2011	3	0	0.0	0	0
99. Minkah Fitzpatrick	2018-19, 2025	2	64	32.0	50t	1
Donovan Rose	1986-87	2	63	31.5	36	0
Andrew Van Ginkel	2019-23	2	56	28.0	33t	1
Bob Neff	1966-68	2	54	27.0	22	0
Rusty Chambers	1976-80	2	53	26.5	49	0
Dwight Hollier	1992-99	2	47	23.5	36	0
Walt Aikens	2014-19	2	43	21.5	43	0
Ken Ellis	1976	2	40	20.0	40	0
Bobby Harden	1990-93	2	39	19.5	22	0
Robert Sowell	1983-85, 1987	2	36	18.0	29	0
Steven Parker	2019	2	35	17.5	35	0
Bill Stanfill	1969-76	2	32	16.0	17t	2
Kerry Glenn	1990-92	2	31	15.5	31t	1
Jamar Fletcher	2001-03	2	30	15.0	30	0
Akin Ayodele	2008-09	2	29	14.5	17	0
Byron Maxwell	2016-17	2	29	14.5	27	0
Dannell Ellerbe	2013-14	2	25	12.5	16	0
Henry Stuckey	1972-74	2	25	12.5	21	0
George Teague	1997	2	25	12.5	23	0
Tyrone Culver	2008-09	2	24	12.0	23	0
Derrick Shelby	2012-15	2	24	12.0	22t	1
Joey Porter	2007-08	2	19	9.5	14	0
Isa Abdul-Quddus	2016	2	16	8.0	9	0
Tate Randle	1987	2	16	8.0	11	0



ALL-TIME LEADERS

INTERCEPTIONS						
PLAYER	YEARS	NO.	YDS.	AVG.	LG	TD
Byron Jones	2020-21	2	15	7.5	15	0
John McGeeever	1966	2	15	7.5	15	0
Tom Beier	1967, 1969	2	14	7.0	7	0
Robert Jones	1998-00	2	14	7.0	14t	1
Trell Hooper	1987	2	11	5.5	11	0
Benny Sapp	2010-11	2	9	4.5	9	0
Zach Sieler	2019-25	2	5	2.5	5	1
Emmanuel Ogbah	2020-24	2	5	2.5	5	0
Jeris White	1974-76	2	4	2.0	4	0
Tyrone Braxton	1994	2	3	1.5	3	0
Chris Green	1991-94	2	0	0.0	0	0
Derrick Pope	2004-07	2	0	0.0	0	0
Justin Coleman	2021	2	0	0.0	0	0
136. Elandon Roberts	2021-22	1	85	85.0	85t	1
Louis Delmas	2014	1	81	81.0	81t	1
Kenny Mixon	1998-01	1	56	56.0	56t	1
Marvin Mitchell	2011	1	55	55.0	55	0
Jay Brophy	1984-86	1	41	41.0	41	0
Jared Odrick	2010-14	1	39	39.0	39	0
Zack Bowman	2015	1	38	38.0	38	0
Kevin Burnett	2011-12	1	34	34.0	34t	1
Dean Brown	1970	1	32	32.0	32	0
Hugh Green	1985-91	1	28	28.0	28	0
Earl Faison	1966	1	26	26.0	26	0
Phillip Merling	2008-11	1	25	25.0	25t	1
Vern Den Herder	1971-82	1	24	24.0	24	0
Charles Cornelius	1977-78	1	21	21.0	21	0
Bob Bruggers	1966-68	1	20	20.0	20	0
Ralph Ortega	1979-80	1	17	17.0	13	0
Jordan Phillips	2015-18	1	17	17.0	17	0
Bacarri Rambo	2016	1	17	17.0	17	0
Verone McKinley III	2022	1	17	17.0	17	0
Ted Davis	1970	1	15	15.0	15	0
Karlos Dansby	2010-12	1	14	14.0	14	0
Rick Graf	1987-90	1	14	14.0	14	0
Shawn Lee	1990-91	1	14	14.0	14	0
Cameron Wake	2009-18	1	12	12.0	12	0
Justin Bethel	2022-23	1	11	11.0	11	0
Eli Apple	2023	1	8	8.0	8	0
Mike Hull	2015-18	1	8	8.0	8	0
Christian Wilkins	2019-23	1	8	8.0	8	0
Richard Marshall	2012	1	7	7.0	7	0
Jackie Shipp	1984-88	1	7	7.0	7	0
Graig Vasey	1993-94	1	7	7.0	7	0
Vince Biegel	2019	1	7	7.0	7	0
Reggie Howard	2004-05	1	5	5.0	5	0
Eric Kumerow	1988-90	1	5	5.0	5	0
Jaelan Phillips	2021-25	1	5	5.0	5	0
Anthony Walker Jr.	2024	1	5	5.0	5	0
Alex Moyer	1985-86	1	4	4.0	4	0
Greg Jeffries	1999-00	1	3	3.0	3	0
Ryan Lewis	2019	1	3	3.0	3	0
Jack Rudolph	1966	1	3	3.0	3	0
Chris Singleton	1993-96	1	3	3.0	3	0
Brendon Ayanbadejo	2003-04	1	2	2.0	2	0
Larry Ball	1972-74, 1977-78	1	2	2.0	2	0
Mike Charles	1983-86	1	2	2.0	2	0
Channing Crowder	2005-10	1	2	2.0	2	0
Mike Reichenbach	1990-91	1	2	2.0	2	0
Randall Edmunds	1968-69	1	1	1.0	1	0
Bruce Alexander	1992-93	1	0	0.0	0	0
Bob Baumhower	1977-86	1	0	0.0	0	0
Tim Bowens	1994-04	1	0	0.0	0	0
Jeff Cross	1989-95	1	0	0.0	0	0
DeShon Elliott	2023	1	0	0.0	0	0
Scott Galyon	2000-02	1	0	0.0	0	0



ALL-TIME LEADERS

INTERCEPTIONS

PLAYER	YEARS	NO.	YDS.	AVG.	LG	TD
Jermaine Haley	2000-02	1	0	0.0	0	0
Neville Hewitt	2015-17	1	0	0.0	0	0
Sean Hill	1994-96	1	0	0.0	0	0
Noah Igbinoghene	2020-22	1	0	0.0	0	0
Mack Lamb	1967-68	1	0	0.0	0	0
Chris Lammons	2019	1	0	0.0	0	0
Michael Lehan	2006-08	1	0	0.0	0	0
Darrell Malone	1992-94	1	0	0.0	0	0
Brice McCain	2015	1	0	0.0	0	0
Cliff Odom	1990-93	1	0	0.0	0	0
Muhammad Oliver	1994	1	0	0.0	0	0
Jamal Perry	2019-21	1	0	0.0	0	0
Vern Roberson	1977	1	0	0.0	0	0
Bryant Salter	1976	1	0	0.0	0	0
Terrance Shaw	2000	1	0	0.0	0	0
Donnie Spragan	2005-07	1	0	0.0	0	0
R.J. Stanford	2012-14	1	0	0.0	0	0
Michael Thomas	2013-17	1	0	0.0	0	0
Reggie Torbor	2008-09	1	0	0.0	0	0
Jason Trusnik	2011-14	1	0	0.0	0	0
Jay Williams	2002-04	1	0	0.0	0	0
Jeff Zgonina	2003-06	1	0	0.0	0	0
Daryl Gardener	1996-01	1	-1	-1.0	-1	0

SACKS

PLAYER	YEARS	NO
1. Jason Taylor	1997-2007, 2009, 2011	131.0
2. Cameron Wake	2009-18	98.0
3. Bill Stanfill	1969-76	69.5
4. Doug Betters	1978-87	65.5
5. Vern Den Herder	1971-82	64.0
6. Jeff Cross	1988-95	59.5
7. Trace Armstrong	1995-2000	56.5
8. Bob Baumhower	1977-86	39.5
Kim Bokamper	1977-85	39.5
10. A.J. Duhe	1977-84	38.5

KICKOFF RETURNS (Yards)

PLAYER	YEARS	NO.	YDS.	AVG.	LG	TD
1. Wes Welker	2004-06	166	3,756	22.6	95t	1
2. Ted Ginn, Jr.	2007-09	147	3,386	23.0	101t	2
3. Mercury Morris	1969-75	111	2,947	26.5	105t	3
4. Fulton Walker	1981-85	123	2,944	23.9	90t	1
5. Brock Marion	1998-03	107	2,517	23.5	93	0
6. Jakeem Grant Sr.	2016-21	89	2,206	24.8	102t	2
7. O.J. McDuffie	1993-01	92	2,103	22.9	48	0
8. Irving Spikes	1994-97	89	2,058	23.1	59	0
9. Lorenzo Hampton	1985-89	96	2,025	21.1	46	0
10. Marcus Thigpen	2012-13	77	1,910	24.8	96t	1

PUNT RETURNS (Yards)

PLAYER	YEARS	NO.	FC	YDS.	AVG.	LG	TD
1. Jake Scott	1970-75	127	55	1,330	10.5	77t	1
2. Wes Welker	2004-06	127	64	1,232	9.7	71	0
3. Davone Bess	2008-12	115	85	1,196	10.4	47	0
4. O.J. McDuffie	1993-01	127	91	1,127	8.9	72t	2
5. Jakeem Grant Sr.	2016-21	101	28	978	9.7	88t	3
6. Tom Vigorito	1981-85	79	22	830	10.5	87t	2
7. Freddie Solomon	1975-77	71	5	810	11.4	79t	2
8. Jarvis Landry	2014-17	89	53	804	9.0	69t	1



TOP 20 SEASON LEADERS

RUSHING YARDS

NAME	YEAR	YARDS
1. Ricky Williams	2002	1,853
2. Ricky Williams	2003	1,372
3. Jay Ajayi	2016	1,272
4. Delvin Williams	1978	1,258
5. Lamar Smith	2000	1,139
6. Ricky Williams	2009	1,121
7. Larry Csonka	1972	1,117
8. Karim Abdul-Jabbar	1996	1,116
9. Lamar Miller	2014	1,099
10. Reggie Bush	2011	1,086
11. Larry Csonka	1971	1,051
12. Raheem Mostert	2023	1,012
13. Ronnie Brown	2006	1,008
14. Larry Csonka	1973	1,003
15. Mercury Morris	1972	1,000
16. Reggie Bush	2012	986
17. Lamar Smith	2001	968
18. Karim Abdul-Jabbar	1998	960
19. Mercury Morris	1973	954
20. Ronnie Brown	2008	916

PASSING YARDS

NAME	YEAR	YARDS
1. Dan Marino	1984	5,084
2. Dan Marino	1986	4,746
3. Tua Tagovailoa	2023	4,624
4. Dan Marino	1994	4,453
5. Dan Marino	1988	4,434
6. Ryan Tannehill	2015	4,208
7. Dan Marino	1985	4,137
8. Dan Marino	1992	4,116
9. Ryan Tannehill	2014	4,045
10. Dan Marino	1989	3,997
11. Dan Marino	1991	3,970
12. Ryan Tannehill	2013	3,913
13. Dan Marino	1997	3,780
14. Dan Marino	1995	3,668
15. Chad Pennington	2008	3,653
16. Dan Marino	1990	3,563
17. Tua Tagovailoa	2022	3,548
18. Ryan Fitzpatrick	2019	3,529
19. Dan Marino	1998	3,497
20. Chad Henne	2010	3,301

PASSING TOUCHDOWNS

NAME	YEAR	TDs
1. Dan Marino	1984	48
2. Dan Marino	1986	44
3. Dan Marino	1985	30
4. Dan Marino	1994	30
5. Tua Tagovailoa	2023	29
6. Dan Marino	1988	28
7. Ryan Tannehill	2014	27
8. Dan Marino	1987	26
9. Dan Marino	1991	25
Tua Tagovailoa	2022	25
11. Dan Marino	1989	24
Dan Marino	1992	24
Dan Marino	1995	24
Ryan Tannehill	2013	24
Ryan Tannehill	2015	24
16. Dan Marino	1998	23
17. Bob Griese	1977	22

18. Bob Griese	1968	21
Dan Marino	1990	21
20. Dan Marino	1983	20
Jay Fiedler	2001	20
Ryan Fitzpatrick	2019	20

RECEPTIONS

NAME	YEAR	REC
1. Tyreek Hill	2022	119
Tyreek Hill	2023	119
3. Jarvis Landry	2017	112
4. Jarvis Landry	2015	110
5. Jaylen Waddle	2021	104
6. Jarvis Landry	2016	94
7. O.J. McDuffie	1998	90
8. Jonnu Smith (TE)	2024	88
9. Mark Clayton	1988	86
Brandon Marshall	2010	86
11. Jarvis Landry	2014	84
12. Chris Chambers	2005	82
13. Brandon Marshall	2011	81
Tyreek Hill	2024	81
15. Davone Bess	2010	79
16. De'Von Achane (RB)	2024	78
17. O.J. McDuffie	1997	76
Davone Bess	2009	76
Brian Hartline	2013	76
20. Terry Kirby (RB)	1993	75
Jaylen Waddle	2022	75

RECEIVING YARDS

NAME	YEAR	YARDS
1. Tyreek Hill	2023	1,799
2. Tyreek Hill	2022	1,710
3. Mark Clayton	1984	1,389
4. Jaylen Waddle	2022	1,356
5. Mark Duper	1986	1,313
6. Mark Duper	1984	1,306
7. Irving Fryar	1994	1,270
8. Brandon Marshall	2011	1,214
9. DeVante Parker	2019	1,202
10. Jarvis Landry	2015	1,157
11. Mark Clayton	1986	1,150
12. Jarvis Landry	2016	1,136
13. Mark Clayton	1988	1,129
14. Chris Chambers	2005	1,118
15. Mark Duper	1991	1,085
16. Brian Hartline	2012	1,083
17. Mark Clayton	1991	1,053
18. O.J. McDuffie	1998	1,050
19. Tony Martin	1999	1,037
20. Brian Hartline	2013	1,016



TOP 20 SEASON LEADERS

POINTS

NAME	YEAR	POINTS
1. Olindo Mare	1999	144
Jason Sanders	2020	144
3. Jason Sanders	2024	137
4. Jason Sanders	2023	130
5. Caleb Sturgis	2014	128
6. Raheem Mostert	2023	126
7. Pete Stoyanovich	1992	124
8. Pete Stoyanovich	1991	121
9. Jason Sanders	2022	119
10. Pete Stoyanovich	1995	118
11. Garo Yepremian	1971	117
Olindo Mare	1997	117
Olindo Mare	2000	117
14. Fuad Reveiz	1985	116
15. Garo Yepremian	1972	115
Dan Carpenter	2010	115
17. Olindo Mare	2002	114
18. Garo Yepremian	1973	113
Dan Carpenter	2011	113
20. Dan Carpenter	2009	112

SACKS

NAME	YEAR	SACKS
1. Bill Stanfill	1973	18.5
Jason Taylor	2002	18.5
3. Joey Porter	2008	17.5
4. Trace Armstrong	2000	16.5
5. Doug Betters	1983	16.0
6. Adewale Ogunleye	2003	15.0
Cameron Wake	2012	15.0
8. Jason Taylor	2000	14.5
9. Doug Betters	1984	14.0
Bryan Cox	1992	14.0
Cameron Wake	2010	14.0
12. Jason Taylor	2006	13.5
13. Jason Taylor	2003	13.0
14. Trace Armstrong	1996	12.0
Jason Taylor	2005	12.0
16. Jeff Cross	1990	11.5
Olivier Vernon	2013	11.5
Cameron Wake	2014	11.5
Cameron Wake	2016	11.5
20. Mel Branch	1968	11.0
Vern Den Herder	1975	11.0
Jason Taylor	2007	11.0
Bradley Chubb	2023	11.0

TACKLES

NAME	YEAR	TACKLES
1. Steve Towle	1976	217
2. Zach Thomas	2002	195
3. Zach Thomas	2003	184
4. Zach Thomas	1996	180
Zach Thomas	2001	180
6. Rusty Chambers	1979	178
7. Earnie Rhone	1981	171
8. Zach Thomas	2004	168
9. Zach Thomas	1999	167
10. Zach Thomas	2005	166
11. Zach Thomas	2006	165
12. Steve Towle	1975	164
13. Nick Buoniconti	1973	162
14. Zach Thomas	1998	160
15. Rusty Chambers	1978	151
16. Zach Thomas	1997	149
17. Bryan Cox	1994	147
18. Nick Buoniconti	1972	146
Bob Baumhower	1979	146
20. Nick Buoniconti	1970	145

INTERCEPTIONS

NAME	YEAR	INTs
1. Dick Westmoreland	1967	10
Xavien Howard	2020	10
3. Willie West	1966	8
Dick Anderson	1968	8
Dick Anderson	1970	8
Dick Anderson	1973	8
Jake Scott	1974	8
Terrell Buckley	1998	8
Sam Madison	1998	8
10. Jake Scott	1971	7
Gerald Small	1980	7
Sam Madison	1999	7
Brian Walker	2000	7
Patrick Surtain	2003	7
Xavien Howard	2018	7
16. Jake Scott	1975	6
Tim Foley	1978	6
William Judson	1983	6
Glenn Blackwood	1984	6
Glenn Blackwood	1985	6
Terrell Buckley	1996	6
Patrick Surtain	2002	6



DOLPHINS OUTSTANDING PERFORMANCES

GAMES OF 300+ PASSING YARDS

PLAYER	DATE	OPPONENT	ATT.	COMP.	YDS.	TD	INT.	LG
Dan Marino	10/23/88	N.Y. JETS	60	35	521	3	5	56
Dan Marino	9/4/94	NEW ENGLAND	42	23	473	5	1	64t
Dan Marino	12/2/84	L.A. RAIDERS	57	35	470	4	2	64
Tua Tagovailoa	9/18/22	at Baltimore	50	36	469	6	2	60t
Tua Tagovailoa	9/10/23	at L.A. Chargers	45	28	466	3	1	47
Dan Marino	10/1/95	at Cincinnati	48	33	450	2	1	58
Dan Marino	9/21/86	at N.Y. Jets	50	30	448	6	2	46t
Dan Marino	9/25/94	at Minnesota	54	29	431	3	3	43
Ryan Tannehill	9/30/12	at Arizona	41	26	431	1	2	80t
Dan Marino	9/30/84	at St. Louis	36	24	429	3	0	51
Dan Marino	9/24/89	N.Y. JETS	55	33	427	3	2	43t
Dan Marino	11/4/84	at N.Y. Jets	42	23	422	2	2	54
* Dan Marino	12/30/95	at Buffalo	64	33	422	2	3	45t
* Dan Marino	1/6/85	PITTSBURGH	32	21	421	4	1	41
Ryan Fitzpatrick	12/22/19	CINCINNATI	52	31	419	4	1	51
Chad Henne	9/12/11	New England	49	30	416	2	1	31
Joey Harrington	10/22/06	GREEN BAY	62	33	414	2	3	44
David Woodley	10/25/81	at Dallas	37	21	408	3	5	69t
Dan Marino	12/9/84	at Indianapolis	41	29	404	4	1	42
Dan Marino	11/16/86	at Buffalo	54	39	404	4	0	39
Dan Marino	12/12/88	CLEVELAND	50	30	404	4	3	46
* Don Strock	1/2/82	SAN DIEGO	43	29	403	4	1	50t
Dan Marino	12/14/86	at L.A. Rams	46	29	403	5	1	69t
Ryan Tannehill	12/21/14	MINNESOTA	47	35	396	4	1	41
Dan Marino	12/20/87	WASHINGTON	50	22	393	3	1	59t
Dan Marino	10/10/99	at Indianapolis	38	25	393	2	0	62
Dan Marino	9/29/85	at Denver	43	25	390	3	0	73
Dan Marino	11/23/97	at New England	60	38	389	0	3	27
Ryan Tannehill	9/18/16	at New England	45	32	387	2	2	33
Tua Tagovailoa	10/30/22	at Detroit	36	29	382	3	0	42
Brock Osweiler	10/14/18	CHICAGO	44	28	380	3	2	75t
Dan Marino	12/13/87	at Philadelphia	39	25	376	3	1	54
Dan Marino	10/12/97	at N.Y. Jets	38	27	372	2	0	36t
Bernie Kosar	10/15/95	at New Orleans	42	29	368	3	2	31t
Dan Marino	12/9/90	PHILADELPHIA	54	27	365	2	0	37
Steve DeBerg	12/5/93	N.Y. Giants	41	26	365	1	2	44
Ryan Fitzpatrick	12/1/19	PHILADELPHIA	39	27	365	3	1	43t
Tua Tagovailoa	11/28/24	at Green Bay	46	37	365	2	0	30
Chad Henne	9/26/10	N.Y. JETS	44	26	363	2	1	40
Dan Marino	11/10/85	N.Y. JETS	37	21	362	3	3	60
Tua Tagovailoa	1/3/21	at Buffalo	58	35	361	1	3	31
Gus Frerotte	11/13/05	NEW ENGLAND	47	25	360	2	1	47
Dan Marino	11/6/88	at New England	51	29	359	1	2	32
Dan Marino	11/12/89	at N.Y. Jets	34	18	359	3	2	78t
Dan Marino	11/27/94	at N.Y. Jets	44	31	359	4	2	28t
Ryan Tannehill	9/20/15	at Jacksonville	44	30	359	2	0	48
Dan Marino	10/25/92	INDIANAPOLIS	45	25	355	2	3	48t
Dan Marino	12/21/98	DENVER	38	23	355	4	1	56t
Dan Marino	11/27/88	at N.Y. Jets	35	17	353	5	0	80t
Ryan Tannehill	11/29/15	at N.Y. Jets	58	33	351	3	1	40
Ryan Tannehill	1/3/16	NEW ENGLAND	38	25	350	2	0	46
Ryan Fitzpatrick	10/11/20	at San Francisco	28	22	350	3	0	70
Bob Griese	11/20/78	at Houston	33	23	349	2	1	47
Chad Henne	12/20/09	at Tennessee	46	29	349	1	3	57
Ryan Tannehill	12/14/14	at New England	47	29	346	1	2	50
Dan Marino	12/8/85	at Green Bay	44	30	345	5	1	61
Scott Mitchell	10/31/93	KANSAS CITY	33	22	344	3	0	77t
Steve DeBerg	12/13/93	PITTSBURGH	44	27	344	1	2	47
Dan Marino	12/3/95	ATLANTA	50	35	343	2	2	32
Chad Pennington	11/23/08	NEW ENGLAND	41	24	341	3	1	46
Dan Marino	12/17/84	DALLAS	40	23	340	4	2	63
Dan Marino	12/24/89	KANSAS City	47	28	339	3	1	35
Dan Marino	11/18/84	at San Diego	41	28	338	2	1	32
Tua Tagovailoa	9/8/24	JACKSONVILLE	37	23	338	1	0	80t
Dan Marino	10/12/86	BUFFALO	41	24	337	1	1	39
Chad Henne	12/6/09	NEW ENGLAND	52	29	335	2	1	29



DOLPHINS OUTSTANDING PERFORMANCES

GAMES OF 300+ PASSING YARDS

PLAYER	DATE	OPPONENT	ATT.	COMP.	YDS.	TD	INT.	LG
Dan Marino	10/22/89	GREEN BAY	37	24	333	2	2	61
Dan Marino	11/12/95	NEW ENGLAND	37	27	333	2	2	31t
Dan Marino	11/1/87	PITTSBURGH	31	25	332	4	2	50t
Ryan Tannehill	12/1/13	at N.Y. Jets	43	28	331	2	1	31t
Tua Tagovailoa	12/8/24	N.Y. JETS	47	33	331	2	0	21
Dan Marino	11/17/85	at Indianapolis	37	22	330	1	0	42
Dan Marino	9/15/85	INDIANAPOLIS	48	29	329	2	0	26
Dan Marino	10/16/88	SAN DIEGO	45	26	329	1	0	51
Ryan Tannehill	12/27/15	INDIANAPOLIS	38	26	329	0	1	49
Tua Tagovailoa	10/17/21	at Jacksonville	47	33	329	2	1	32
Teddy Bridgewater	10/16/22	MINNESOTA	34	23	329	2	2	49
Jay Fiedler	12/28/03	N.Y. JETS	29	21	328	1	1	59
Ryan Fitzpatrick	9/20/20	BUFFALO	47	31	328	2	0	27
Bob Griese	9/14/69	at Cincinnati	39	19	327	1	2	50
Dan Marino	11/18/91	BUFFALO	42	23	326	2	2	41
Tua Tagovailoa	11/19/23	LAS VEGAS	39	28	325	2	1	38t
Dan Marino	9/7/97	TENNESSEE	43	24	324	0	0	50
Tua Tagovailoa	10/29/23	NEW ENGLAND	45	30	324	3	1	42t
* Dan Marino	1/12/91	at Buffalo	49	23	323	3	2	64t
Dan Marino	10/12/98	at Jacksonville	49	30	323	2	1	28
Ryan Fitzpatrick	11/17/19	BUFFALO	45	32	323	0	0	50
Dan Strock	12/15/79	N.Y. JETS	41	26	322	1	2	38
Dan Marino	10/9/83	BUFFALO	29	19	322	3	2	63
Dan Marino	9/14/92	at Cleveland	35	25	322	1	0	47
Dan Marino	12/27/99	N.Y. JETS	52	29	322	3	3	32t
Chad Henne	12/27/09	HOUSTON	55	35	322	1	1	35
Dan Marino	10/14/84	HOUSTON	32	25	321	3	0	32
Dan Marino	10/6/91	at New England	38	25	321	2	0	34
Dan Marino	11/16/92	BUFFALO	33	22	321	2	1	55
Dan Marino	12/13/98	N.Y. JETS	57	30	321	1	1	31
Dan Marino	12/27/98	at Atlanta	36	21	320	1	2	50
Jay Fiedler	12/22/01	at New England	37	21	320	1	0	44
Ryan Fitzpatrick	12/29/19	at New England	41	28	320	1	0	28
Ryan Tannehill	9/15/13	at Indianapolis	34	23	319	1	0	67
Ryan Tannehill	9/25/16	Cleveland	39	25	319	3	2	42t
** Dan Marino	1/20/85	vs. San Francisco	50	29	318	1	2	30
Trent Green	9/23/07	at N.Y. Jets	36	23	318	1	1	43
Tua Tagovailoa	11/24/24	NEW ENGLAND	40	29	317	4	0	29
Dan Marino	10/21/84	at New England	39	24	316	4	1	28
Tua Tagovailoa	12/13/20	KANSAS CITY	48	28	316	2	1	29t
Cleo Lemon	12/16/07	BALTIMORE	39	23	315	1	0	64t
Ryan Fitzpatrick	10/4/20	SEATTLE	45	29	315	0	2	26
Chad Pennington	10/26/08	BALTIMORE	30	22	314	1	0	64
Dan Marino	12/5/99	INDIANAPOLIS	38	24	313	3	1	43t
Dan Marino	11/20/94	at Pittsburgh	45	31	312	1	1	45
Ryan Tannehill	12/15/13	NEW ENGLAND	37	25	312	3	0	39t
Dan Marino	9/2/84	at Washington	28	21	311	5	0	74
Dan Marino	12/4/94	BUFFALO	42	25	311	3	3	45t
Jay Cutler	11/5/17	Oakland	42	34	311	3	0	27
Dan Marino	12/7/97	DETROIT	39	24	310	2	1	27t
Jay Fiedler	9/29/02	at Kansas City	45	29	310	1	4	38
Ryan Tannehill	11/24/13	CAROLINA	42	28	310	1	1	57
Tua Tagovailoa	12/25/22	GREEN BAY	25	16	310	1	3	84t
Tua Tagovailoa	9/24/23	DENVER	26	23	309	4	0	54t
David Woodley	9/27/81	at Baltimore	30	19	309	2	0	48
Tua Tagovailoa	10/8/23	N.Y. GIANTS	30	22	308	2	2	69t
John Stofa	12/18/66	HOUSTON	38	22	307	4	2	48t
Dan Marino	12/1/91	TAMPA BAY	32	20	307	2	0	51
Chad Henne	11/28/10	at Oakland	30	17	307	2	1	57t
Ryan Tannehill	10/6/13	BALTIMORE	40	21	307	1	0	49
Ryan Tannehill	11/8/15	at Buffalo	35	26	307	0	0	46
Bob Griese	10/17/76	KANSAS CITY	35	25	306	1	2	39
Chad Henne	10/4/10	NEW ENGLAND	38	28	305	2	3	28t
Dan Marino	12/4/88	INDIANAPOLIS	32	26	304	3	1	55
Dan Marino	11/30/86	ATLANTA	40	20	303	2	4	54t
Dan Marino	10/25/87	BUFFALO	36	24	303	4	0	25t
A.J. Feeley	12/5/04	BUFFALO	51	25	303	3	5	36
Dan Marino	10/20/85	TAMPA BAY	39	27	302	3	1	42



DOLPHINS OUTSTANDING PERFORMANCES

GAMES OF 300+ PASSING YARDS

PLAYER	DATE	OPPONENT	ATT.	COMP.	YDS.	TD	INT.	LG
Tua Tagovailoa	11/6/22	at Chicago	30	21	302	3	0	39
Dan Marino	9/28/86	SAN FRANCISCO	46	27	301	1	4	24
Dan Marino	12/10/89	NEW ENGLAND	32	21	300	0	1	36
Ryan Tannehill	10/29/15	at New England	44	28	300	0	2	29

GAMES OF 100+ RECEIVING YARDS

PLAYER	DATE	OPPONENT	NO.	YDS.	TD	LG
Brian Hartline	9/30/12	at Arizona	12	253	1	80t
Chris Chambers	12/4/05	BUFFALO	15	238	1	57
Mark Duper	11/10/85	N.Y. JETS	8	217	2	60t
Tyreek Hill	9/10/23	at L.A. Chargers	11	215	2	47
Iving Fryar	9/4/94	NEW ENGLAND	5	211	3	54t
Nat Moore	10/4/81	N.Y. JETS	7	210	2	52
Mark Duper	10/9/83	BUFFALO	7	202	2	63
Tyreek Hill	9/18/22	at Baltimore	11	190	2	60t
Tyreek Hill	10/30/22	at Detroit	12	188	0	42
Tyreek Hill	10/8/23	N.Y. GIANTS	8	181	1	69t
Duriel Harris	10/28/79	GREEN BAY	10	180	1	37t
Kenny Stills	11/19/17	TAMPA BAY	7	180	1	61t
Mark Duper	9/2/84	at Washington	6	178	2	74t
Mark Clayton	12/2/84	L.A. RAIDERS	9	177	2	64t
Tyreek Hill	10/16/22	MINNESOTA	12	177	0	28
Ted Ginn, Jr.	10/26/08	BUFFALO	7	175	0	64
Mark Clayton	9/21/86	at N.Y. Jets	8	174	1	42
Mark Duper	9/23/84	INDIANAPOLIS	7	173	2	80t
Jaylen Waddle	9/18/22	at Baltimore	11	171	2	59
Mark Duper	12/20/87	WASHINGTON	6	170	3	59t
Tony Martin	10/10/99	at Indianapolis	10	166	1	40
Brandon Marshall	9/26/10	N.Y. JETS	10	166	1	40
Duriel Harris	10/25/81	at Dallas	6	165	0	45
Jarvis Landry	11/29/15	at N.Y. Jets	13	165	1	40
Jimmy Cefalo	10/25/81	at Dallas	5	164	1	69t
Mark Duper	9/30/84	at St. Louis	8	164	0	51
Tyreek Hill	10/15/23	CAROLINA	6	163	1	47
Bo Roberson	12/4/66	at Denver	6	161	0	71
Iving Fryar	9/25/94	at Minnesota	6	160	0	43
Tyreek Hill	9/29/22	at Cincinnati	10	160	0	64
DeVante Parker	12/1/19	PHILADELPHIA	7	159	2	43t
Tyreek Hill	9/24/23	DENVER	9	157	1	54t
Tyreek Hill	12/23/23	at Washington	5	157	2	78t
Paul Warfield	11/14/71	PITTSBURGH	3	158	3	86t
Mark Duper	11/4/84	at N.Y. Jets	7	155	0	54
Albert Wilson	10/14/18	CHICAGO	6	155	2	75t
Mark Duper	9/21/86	at N.Y. Jets	7	154	2	46t
* O.J. McDuffie	12/30/95	at Buffalo	11	154	1	31
Mark Clayton	10/23/88	N.Y. JETS	10	153	2	45t
Oronde Gadsden	12/27/98	at Atlanta	9	153	0	50
Chris Chambers	12/28/03	N.Y. JETS	9	153	1	24
Mark Clayton	12/17/84	DALLAS	4	150	3	63t
* Mark Duper	1/6/85	PITTSBURGH	5	148	2	41t
Terry Kirby	12/19/93	Buffalo	9	148	1	30t
Paul Warfield	9/19/71	at Denver	6	146	1	36
Chris Chambers	1/2/05	at Baltimore	4	146	1	76t
Tyreek Hill	12/4/22	at San Francisco	9	146	1	45t
Tyreek Hill	11/19/23	LAS VEGAS	10	146	1	38t
Duriel Harris	11/8/81	at New England	8	145	0	55
Mark Duper	12/14/86	at L.A. Rams	5	145	3	69t
Nat Moore	12/17/77	BUFFALO	5	144	1	67
Jaylen Waddle	11/24/24	NEW ENGLAND	8	144	1	29
Mark Clayton	9/30/84	at St. Louis	5	143	1	42
Mark Clayton	9/7/86	at San Diego	5	143	2	49t
Brandon Marshall	12/24/11	at New England	6	143	1	47
Tyreek Hill	11/6/22	at Chicago	7	143	1	39
Jaylen Waddle	12/25/22	GREEN BAY	5	143	1	84t
Jaylen Waddle	12/17/23	N.Y. JETS	8	142	1	60t
Otto Stowe	11/27/72	ST. LOUIS	6	140	2	37t
* Paul Warfield	12/25/71	at Kansas City	7	140	0	42
Paul Warfield	11/17/74	BUFFALO	4	139	1	54
Fred Barnett	12/8/96	N.Y. GIANTS	4	139	0	66
Brandon Marshall	9/12/11	New England	7	139	0	31



DOLPHINS OUTSTANDING PERFORMANCES

GAMES OF 100+ RECEIVING YARDS

PLAYER	DATE	OPPONENT	NO.	YDS.	TD	LG
Mark Clayton	9/1/91	at Buffalo	6	138	2	43t
Chris Chambers	12/15/02	OAKLAND	7	138	0	40
Patrick Cobbs	10/12/08	at Houston	3	138	2	80t
O.J. McDuffie	10/27/97	CHICAGO	7	137	0	55
DeVante Parker	12/29/19	at New England	8	137	0	28
Jaylen Waddle	11/28/21	CAROLINA	9	137	1	57
Lamar Thomas	12/21/98	DENVER	6	136	3	56t
O.J. McDuffie	9/7/97	TENNESSEE	8	135	0	50
Jarvis Landry	9/18/16	at New England	10	135	0	33
Kenny Stills	12/9/18	NEW ENGLAND	8	135	1	43
DeVante Parker	11/17/19	BUFFALO	7	135	0	50
Mark Duper	10/30/83	L.A. RAMS	7	134	1	46t
Mark Duper	12/9/91	CINCINNATI	7	134	1	43t
DeVante Parker	10/25/18	at Houston	6	134	0	46
Paul Warfield	12/10/72	at N.Y. Giants	4	132	1	44
Mark Duper	10/23/88	N.Y. JETS	6	132	0	56
O.J. McDuffie	11/8/98	INDIANAPOLIS	9	132	2	61t
Mike Gesicki	9/20/20	BUFFALO	8	130	1	27
Tyreek Hill	9/8/24	JACKSONVILLE	7	130	1	80t
Mark Duper	10/15/89	at Cincinnati	5	129	0	41
Davone Bess	11/25/12	Seattle	7	129	0	39
Jaylen Waddle	10/16/22	MINNESOTA	6	129	0	49
Bo Roberson	9/18/66	at Buffalo	5	128	1	54t
Marlin Briscoe	11/12/72	NEW ENGLAND	4	128	2	51t
Mark Clayton	12/3/89	at Kansas City	9	128	1	47
Chris Chambers	10/24/04	ST. LOUIS	3	128	1	71t
Duriel Harris	10/9/77	at Baltimore	4	127	0	47
Nat Moore	9/30/79	at N.Y. Jets	8	127	1	36
Mark Clayton	12/9/84	at Indianapolis	9	127	1	32
Brandon Marshall	10/17/10	at Green Bay	10	127	0	23
Brian Hartline	12/1/13	at N.Y. Jets	9	127	1	31t
Mike Wallace	11/24/13	CAROLINA	5	127	1	57
Jack Clancy	12/3/67	at Houston	7	126	1	44t
* Paul Warfield	1/2/72	BALTIMORE	2	125	1	75t
Mark Clayton	11/12/89	at N.Y. Jets	4	125	1	78t
Mark Duper	10/7/90	N.Y. JETS	5	125	2	69t
Howard Twilley	11/3/68	at San Diego	7	124	1	38
Nat Moore	10/10/76	at Baltimore	3	124	1	67t
Chris Chambers	12/22/01	at New England	7	124	0	44
Mark Duper	9/13/87	at New England	9	123	2	26
Oronde Gadsden	10/10/99	at Indianapolis	4	123	1	62
Marty Booker	10/10/04	at New England	7	123	0	45
Davone Bess	9/30/12	at Arizona	7	123	0	21
Paul Warfield	10/10/70	at N.Y. Jets	5	122	1	40
Mark Clayton	11/3/85	at New England	7	122	0	39
Mark Clayton	10/29/89	at Buffalo	7	122	1	44t
Mel Baker	12/15/74	NEW ENGLAND	4	121	2	46t
Nat Moore	9/23/79	CHICAGO	5	121	0	36
Mark Duper	11/20/83	BALTIMORE	5	121	1	85t
O.J. McDuffie	10/20/96	at Philadelphia	7	121	2	36
Chris Chambers	12/11/05	at San Diego	8	121	2	35t
Chris Chambers	12/3/06	JACKSONVILLE	8	121	0	46
Jaylen Waddle	10/29/23	NEW ENGLAND	7	121	1	31t
Paul Warfield	10/3/70	OAKLAND	3	120	2	54t
Tony Nathan	9/29/85	at Denver	10	120	0	73
Tony Martin	9/10/00	at Minnesota	6	120	0	44
Rishard Matthews	11/11/13	at Tampa Bay	11	120	2	19t
Jarvis Landry	9/25/16	Cleveland	7	120	1	42t
Duriel Harris	11/18/79	at Cleveland	4	119	0	51
Fred Banks	12/10/89	NEW ENGLAND	6	119	0	36
Oronde Gadsden	10/23/00	at N.Y. Jets	7	119	0	29
DeVante Parker	11/29/20	at N.Y. Jets	8	119	0	25
Tony Nathan	9/28/80	NEW ORLEANS	7	118	0	22
Mark Duper	10/16/88	SAN DIEGO	7	118	1	51
Fred Banks	12/12/88	CLEVELAND	6	118	0	46
* O.J. McDuffie	1/9/99	at Denver	9	118	0	23
Tony Martin	10/17/99	at New England	7	118	1	69t
Chris Chambers	9/7/03	HOUSTON	7	118	2	57t
Duriel Harris	9/9/79	SEATTLE	5	117	0	51
* Mark Duper	12/31/83	SEATTLE	9	117	1	32t
Ferrell Edmunds	11/27/88	at N.Y. Jets	2	117	1	80t



DOLPHINS OUTSTANDING PERFORMANCES

GAMES OF 100+ RECEIVING YARDS

PLAYER	DATE	OPPONENT	NO.	YDS.	TD	LG
Mark Ingram	11/27/94	at N.Y. Jets	9	117	4	28t
Davone Bess	12/6/09	NEW ENGLAND	10	117	1	19
Duriel Harris	11/12/76	BALTIMORE	5	116	0	44
Duriel Harris	11/25/79	at Baltimore	7	116	2	31t
Mark Clayton	11/27/88	at N.Y. Jets	7	116	2	31t
Oronde Gadsden	11/25/01	at Buffalo	8	116	0	42
DeVante Parker	1/3/21	at Buffalo	7	116	0	31
Mark Duper	11/30/86	ATLANTA	4	115	1	54t
Marty Booker	11/23/06	at Detroit	7	115	2	48
Mike Wallace	9/15/13	at Indianapolis	9	115	1	34
Rishard Matthews	9/20/15	at Jacksonville	6	115	0	48
Mike Gesicki	10/17/21	at Jacksonville	8	115	0	32
Tyreek Hill	12/8/24	N.Y. JETS	10	115	1	21
Jack Clancy	11/19/67	at Oakland	8	114	0	39
Nat Moore	9/25/77	at San Francisco	3	114	2	73t
Duriel Harris	11/30/81	PHILADELPHIA	9	114	1	39
* Tony Nathan	1/2/82	SAN DIEGO	9	114	1	32
Freddie Solomon	12/5/76	BUFFALO	5	114	1	53t
* Tony Nathan	1/6/85	PITTSBURGH	8	114	0	30
Oronde Gadsden	1/2/00	at Washington	9	114	1	26
Brian Hartline	9/8/13	at Cleveland	9	114	1	34t
Charles Clay	12/21/14	MINNESOTA	6	114	0	41
Jaylen Waddle	12/17/22	at Buffalo	3	114	1	67t
Jaylen Waddle	11/24/23	at N.Y. Jets	8	114	0	32
Joe Auer	9/17/67	DENVER	2	113	1	68t
Marlin Briscoe	9/15/74	at New England	9	113	1	20
Nat Moore	11/27/75	at Chicago	4	113	1	79t
Mark Duper	9/24/89	N.Y. JETS	6	113	0	26
* Mark Duper	1/12/91	at Buffalo	3	113	1	64t
Irving Fryar	11/20/94	at Pittsburgh	6	113	0	45
Irving Fryar	9/10/95	at New England	3	113	2	67t
Chris Chambers	11/11/01	at Indianapolis	3	113	2	74t
Rishard Matthews	9/27/15	BUFFALO	6	113	2	46t
Jonnu Smith	11/28/24	at Green Bay	10	113	0	16
Irving Fryar	11/13/94	CHICAGO	9	112	0	21
Tyreek Hill	10/29/23	NEW ENGLAND	8	112	1	42t
James McKnight	11/24/02	SAN DIEGO	3	111	1	77
Davone Bess	11/28/10	at Oakland	6	111	0	29
Greg Camarillo	11/2/08	at Denver	11	111	0	23
Brian Hartline	9/16/12	Oakland	9	111	0	21
Jarvis Landry	12/27/15	Indianapolis	7	111	0	26
DeVante Parker	12/22/19	CINCINNATI	5	111	1	51
Frank Jackson	12/18/66	HOUSTON	4	110	1	48t
Mark Clayton	10/7/84	at Pittsburgh	5	110	0	33
Mark Duper	11/2/86	HOUSTON	2	110	1	85t
Jim Jensen	11/6/88	at New England	12	110	0	17
Scott Swednes	12/18/88	at Pittsburgh	4	110	0	42
Tony Martin	10/4/93	Washington	4	110	1	80t
Irving Fryar	12/4/94	BUFFALO	5	110	2	45t
Irving Fryar	9/3/95	N.Y. JETS	5	110	2	50t
O.J. McDuffie	11/23/97	at New England	9	110	0	27
Marty Booker	10/22/06	GREEN BAY	7	110	1	40
Greg Camarillo	12/13/09	at Jacksonville	7	110	0	24
Jarvis Landry	9/20/15	at Jacksonville	8	110	0	36
DeVante Parker	10/4/20	SEATTLE	10	110	0	21
Jim Kiick	10/26/69	BUFFALO	3	109	1	53t
Duriel Harris	9/11/83	NEW ENGLAND	4	109	1	64t
Nat Moore	9/29/85	at Denver	5	109	1	69t
Mark Clayton	10/19/86	L.A. RAIDERS	4	109	1	68t
Mark Duper	11/16/86	at Buffalo	7	109	1	27t
* Keith Jackson	1/8/95	at San Diego	8	109	2	31
Tony Martin	12/5/99	INDIANAPOLIS	6	109	1	33t
Chris Chambers	9/16/07	DALLAS	9	109	0	24
Greg Camarillo	12/16/07	BALTIMORE	3	109	1	64t
Brandon Marshall	10/17/11	at N.Y. Jets	6	109	0	46
Charles Clay	9/15/13	at Indianapolis	5	109	0	67
Jaylen Waddle	9/8/24	JACKSONVILLE	5	109	0	63
Paul Warfield	10/31/71	at L.A. Rams	3	108	1	74t
Mark Clayton	12/12/88	CLEVELAND	8	108	2	21
O.J. McDuffie	11/6/94	INDIANAPOLIS	7	108	1	28t
Ted Ginn, Jr.	9/21/09	INDIANAPOLIS	11	108	0	21



DOLPHINS OUTSTANDING PERFORMANCES

GAMES OF 100+ RECEIVING YARDS

PLAYER	DATE	OPPONENT	NO.	YDS.	TD	LG
Jarvis Landry	12/17/16	at N.Y. Jets	3	108	1	66t
Mark Duper	12/2/85	CHICAGO	5	107	0	52
Scott Schwedes	11/12/89	at N.Y. Jets	3	107	1	65t
Terry Kirby	12/13/93	Pittsburgh	7	107	0	47
Anthony Fasano	11/14/10	TENNESSEE	5	107	1	31
Brian Hartline	11/4/12	at Indianapolis	8	107	0	35
Jakeem Grant Sr.	12/24/17	at Kansas City	4	107	1	65t
Larry Seiple	11/16/69	at Buffalo	8	106	0	25
Nat Moore	10/17/76	KANSAS CITY	5	106	0	39
* Duriel Harris	1/2/82	SAN DIEGO	6	106	0	34
Mark Clayton	10/28/84	BUFFALO	3	106	2	65t
Mark Clayton	9/15/85	INDIANAPOLIS	8	106	1	26
Tony Martin	12/1/91	TAMPA BAY	5	106	1	51
Mark Duper	12/15/91	at San Diego	8	106	0	39
O.J. McDuffie	11/10/96	INDIANAPOLIS	6	106	1	36
Charles Jordan	11/30/97	at Oakland	5	106	2	44t
Brandon Marshall	12/19/10	BUFFALO	11	106	1	16
Brandon Marshall	11/6/11	at Kansas City	8	106	1	30
DeVante Parker	1/3/16	NEW ENGLAND	5	106	1	46
DeVante Parker	9/18/16	at New England	8	106	0	28
Kenny Stills	9/9/18	TENNESSEE	4	106	2	75t
Jaylen Waddle	10/30/22	at Detroit	8	106	2	29t
Preston Williams	10/11/20	at San Francisco	4	106	1	47
Nat Moore	11/4/84	at N.Y. Jets	5	105	1	37t
Andre Brown	10/29/89	at Buffalo	5	105	1	44t
O.J. McDuffie	12/13/98	N.Y. JETS	11	105	1	20
Mike Wallace	10/6/13	BALTIMORE	7	105	0	49
Mike Wallace	12/15/13	NEW ENGLAND	6	105	1	39
Tyreek Hill	12/29/24	at Cleveland	9	105	0	25
Joe Auer	11/27/66	NEW ENGLAND	5	104	1	22
Karl Noonan	9/14/68	HOUSTON	7	104	1	44
Paul Warfield	10/3/71	N.Y. JETS	4	104	0	-
Paul Warfield	9/15/74	at New England	5	104	0	39
Howard Twilley	10/17/76	KANSAS CITY	8	104	1	20
Mark Clayton	12/13/87	at Philadelphia	7	104	2	21
Tony Martin	10/13/91	at Kansas City	4	104	0	54
Chris Chambers	11/7/04	ARIZONA	7	104	0	30
Marty Booker	9/11/05	DENVER	5	104	1	60t
Mike Wallace	12/14/14	at New England	5	104	1	50
Paul Warfield	12/15/73	DETROIT	6	103	4	29
Irving Fryar	9/26/93	at Buffalo	7	103	1	36t
Mark Ingram	10/31/93	Kansas city	4	103	1	77t
Irving Fryar	11/7/93	at N. Y. Jets	6	103	1	65t
Irving Fryar	11/27/94	at N.Y. Jets	5	103	0	25
Oronde Gadsden	12/5/99	INDIANAPOLIS	6	103	1	24t
Chris Chambers	11/21/04	at Seattle	9	103	1	28
Marty Booker	12/10/06	NEW ENGLAND	8	103	1	32t
Brandon Marshall	11/24/11	at Dallas	5	103	1	39
DeVante Parker	11/13/16	at San Diego	5	103	0	56
Jarvis Landry	12/11/16	ARIZONA	4	103	0	71
Tyreek Hill	12/25/22	GREEN BAY	4	103	0	52
Jack Clancy	10/8/67	KANSAS CITY	6	102	0	28
Larry Seiple	11/2/69	at N.Y. Jets	7	102	2	29t
Nat Moore	11/9/75	N.Y. JETS	4	102	0	63
Nat Moore	12/15/79	N.Y. JETS	5	102	0	34
Tony Nathan	11/20/80	SAN DIEGO	7	102	1	20
Mark Duper	9/28/86	SAN FRANCISCO	7	102	0	24
Mark Duper	10/5/86	at New England	4	102	0	45
Mark Clayton	12/10/89	NEW ENGLAND	6	102	0	34
Mark Clayton	12/24/89	KANSAS CITY	6	102	1	35
O.J. McDuffie	11/29/98	NEW ORLEANS	9	102	3	22t
Tony Martin	12/27/99	N.Y. JETS	6	102	1	32t
Oronde Gadsden	11/4/01	CAROLINA	5	102	0	61
Chris Chambers	9/29/02	at Kansas City	6	102	0	38
Randy McMichael	10/19/03	NEW ENGLAND	8	102	0	22
Marty Booker	11/13/05	NEW ENGLAND	5	102	0	35
Brandon Marshall	12/26/10	DETROIT	10	102	0	14
* Jarvis Landry	1/8/17	at Pittsburgh	11	102	0	17
Jaylen Waddle	9/25/22	BUFFALO	4	102	0	45
Tyreek Hill	11/24/23	at N.Y. Jets	9	102	1	35
Jim Mandich	9/29/74	at San Diego	4	101	0	44



DOLPHINS OUTSTANDING PERFORMANCES

GAMES OF 100+ RECEIVING YARDS

PLAYER	DATE	OPPONENT	NO.	YDS.	TD	LG
* Tony Nathan	1/4/86	CLEVELAND	10	101	0	39
Tony Nathan	9/28/86	SAN FRANCISCO	10	101	0	18
Mark Duper	10/19/86	L.A. RAIDERS	5	101	0	44
Tony Martin	9/13/99	at Denver	4	101	0	40
Chris Chambers	11/25/01	at Buffalo	5	101	2	32t
Chris Chambers	11/27/05	at Oakland	6	101	0	24
Chris Chambers	9/23/07	at N.Y. Jets	6	101	0	26
Jonnu Smith	11/17/24	LAS VEGAS	6	101	2	57t
Mark Duper	11/1/87	PITTSBURGH	5	100	1	50t
Mark Clayton	9/29/91	at N.Y. Jets	7	100	1	25
Mark Duper	11/16/92	BUFFALO	5	100	0	55
Keith Jackson	9/18/94	N.Y. JETS	6	100	0	35
Charles Jordan	9/14/97	at Green Bay	4	100	1	44
Kenny Stills	10/23/16	BUFFALO	5	100	1	66t

GAMES OF 100+ RUSHING YARDS

PLAYER	DATE	OPPONENT	ATT.	YDS.	TD	LG
Ricky Williams	12/1/02	at Buffalo	27	228	2	55t
Ricky Williams	12/9/02	CHICAGO	31	216	2	63t
Jay Ajayi	10/23/16	BUFFALO	28	214	1	53
* Lamar Smith	12/30/00	INDIANAPOLIS	40	209	2	24
Jay Ajayi	12/24/16	at Buffalo	32	206	1	57
Jay Ajayi	10/16/16	PITTSBURGH	25	204	2	62t
De'Von Achane	9/24/23	DENVER	18	203	2	67t
Reggie Bush	12/18/11	at Buffalo	25	203	1	76t
+ Mercury Morris	9/30/73	NEW ENGLAND	15	197	3	70t
Ricky Williams	12/29/02	at New England	31	185	2	30
Lamar Miller	12/28/14	N.Y. JETS	19	178	1	97t
Lamar Miller	10/25/15	HOUSTON	14	175	1	85t
Gary Davis	12/17/77	BUFFALO	26	172	1	60t
Ricky Williams	12/24/05	TENNESSEE	26	172	1	35
Reggie Bush	9/16/12	Oakland	26	172	2	65t
Troy Stradford	11/22/87	at Dallas	17	169	1	51
Sammie Smith	9/9/90	at New England	23	159	1	27
Lamar Smith	1/6/02	BUFFALO	30	158	1	25
Ronnie Brown	11/5/06	at Chicago	29	157	0	27
Lamar Smith	10/23/00	at N.Y. Jets	23	155	2	68t
Ricky Williams	9/21/03	BUFFALO	42	153	1	21
Karim Abdul-Jabbar	12/22/96	at N.Y. Jets	30	152	1	17t
Abner Haynes	9/17/67	DENVER	12	151	2	65t
Delvin Williams	11/9/80	at Los Angeles	12	151	0	65
Ricky Williams	9/22/02	N.Y. JETS	24	151	1	53t
De'Von Achane	10/8/23	N.Y. GIANTS	11	151	1	76t
Bernie Parmalee	10/16/94	L.A. RAIDERS	30	150	0	26
Lorenzo Hampton	11/24/86	N.Y. JETS	19	148	2	54t
Mark Higgs	9/1/91	at Buffalo	30	146	1	20
** Larry Csonka	1/13/74	vs. Minnesota	33	145	2	14t
Lamar Smith	9/3/00	SEATTLE	27	145	1	36
Mercury Morris	11/11/73	BALTIMORE	12	144	2	53t
Delvin Williams	11/12/78	at Buffalo	26	144	2	26t
Lamar Smith	10/7/01	NEW ENGLAND	29	144	1	17
Ricky Williams	11/24/02	SAN DIEGO	29	143	2	19
Leroy Harris	12/5/77	BALTIMORE	17	140	1	77t
Benny Malone	10/9/77	at Baltimore	12	139	2	62t
Larry Csonka	10/24/71	at N.Y. Jets	20	137	2	21t
Ronnie Brown	9/21/09	INDIANAPOLIS	24	136	2	19
Raheem Mostert	12/17/22	at Buffalo	17	136	0	67
Delvin Williams	9/17/78	BUFFALO	24	135	1	18t
Ronnie Brown	9/30/07	OAKLAND	15	134	1	60
Knowshon Moreno	9/7/14	NEW ENGLAND	24	134	1	15
Ricky Williams	9/15/02	at Indianapolis	24	132	0	19
Ronnie Brown	9/25/05	CAROLINA	23	132	1	58
Mark Higgs	12/1/91	TAMPA BAY	25	131	1	19t
Jay Ajayi	10/15/17	at Atlanta	26	130	0	18
Andra Franklin	12/5/82	MINNESOTA	28	129	1	12t
Bernie Parmalee	12/12/94	KANSAS CITY	19	127	1	47t
Karim Abdul-Jabbar	11/15/98	at Carolina	25	127	1	30
Ronnie Brown	10/15/06	at N.Y. Jets	22	127	1	26
Mercury Morris	10/5/75	at Green Bay	31	125	0	11
Lamar Smith	11/5/00	at Detroit	24	125	2	46t
Ricky Williams	9/14/03	at N.Y. Jets	34	125	1	22



DOLPHINS OUTSTANDING PERFORMANCES

GAMES OF 100+ RUSHING YARDS

PLAYER	DATE	OPPONENT	ATT.	YDS.	TD	LG
Ronnie Brown	10/5/08	SAN DIEGO	24	125	1	13
Mercury Morris	10/26/75	at Buffalo	20	124	0	35
Karim Abdul-Jabbar	9/15/96	N.Y. JETS	23	124	2	29
Jesse Chatman	11/11/07	BUFFALO	27	124	0	23
Larry Csonka	12/2/74	CINCINNATI	24	123	0	24
Sammie Smith	11/5/89	Indianapolis	25	123	0	25
Bernie Parmalee	10/30/94	at New England	25	123	0	17
Sammy Morris	12/10/06	NEW ENGLAND	25	123	1	44
Kalen Ballage	12/16/18	at Minnesota	12	123	1	75t
Jay Ajayi	9/17/17	at L.A. Chargers	28	122	0	20
Salvon Ahmed	12/20/20	NEW ENGLAND	22	122	1	31
Larry Csonka	11/9/69	at Boston	16	121	1	54t
Jim Kiick	10/24/71	at N.Y. Jets	17	121	0	24
Raheem Mostert	9/17/23	at New England	18	121	2	43t
De'Von Achane	1/5/25	at N.Y. Jets	11	121	1	61
Don Nottingham	9/28/75	at New England	16	120	1	40t
Troy Stradford	12/7/87	N.Y. JETS	30	120	3	21
Bernie Parmalee	10/22/95	at N.Y. Jets	24	120	0	25
Kenyan Drake	12/3/17	DENVER	23	120	1	42t
De'Von Achane	12/22/24	SAN FRANCISCO	17	120	1	50t
Benny Malone	10/31/76	NEW ENGLAND	21	119	0	17
Delvin Williams	9/3/78	at N.Y. Jets	11	119	1	58t
Tony Nathan	12/6/81	NEW ENGLAND	17	119	0	24
Ricky Williams	11/19/09	at Carolina	22	119	2	46t
Jeff Wilson Jr.	11/13/22	vs. Cleveland	17	119	1	20
Larry Csonka	9/17/72	at Kansas City	21	118	1	17t
Benny Malone	10/24/76	at Tampa Bay	22	118	1	28
* Larry Csonka	12/30/73	OAKLAND	29	117	3	15
Duke Johnson	1/9/22	NEW ENGLAND	25	117	1	27
Raheem Mostert	10/15/23	CAROLINA	17	115	2	49
Mercury Morris	11/7/71	BUFFALO	13	116	1	45
Delvin Williams	10/22/78	at New England	19	116	1	24
Larry Csonka	12/6/70	NEW ENGLAND	21	115	1	30
Karim Abdul-Jabbar	9/1/96	NEW ENGLAND	26	115	1	14
Ronnie Brown	12/31/06	at Indianapolis	21	115	0	47
Ronnie Brown	10/4/09	BUFFALO	20	115	2	38
Ricky Williams	11/29/09	at Buffalo	27	115	1	11
Larry Csonka	11/27/72	ST. LOUIS	16	114	0	20
Larry Csonka	10/15/73	at Cleveland	21	114	2	13
* Larry Csonka	12/21/74	at Oakland	24	114	0	26
Mercury Morris	10/19/75	at N.Y. Jets	16	114	1	49
Mark Higgs	10/24/93	Indianapolis	17	114	0	31
Ronnie Brown	10/7/07	at Houston	23	114	1	22
Kenyan Drake	12/11/17	NEW ENGLAND	25	114	0	31
Mercury Morris	12/3/72	at New England	15	113	0	20
Ronnie Brown	9/21/08	at New England	17	113	4	62t
Reggie Bush	12/24/11	at New England	22	113	0	12
Lamar Miller	10/18/15	at Tennessee	19	113	1	22
Lamar Miller	12/6/15	BALTIMORE	20	113	0	22
Raheem Mostert	10/9/22	at N.Y. Jets	18	113	1	24
** Larry Csonka	1/14/73	vs. Washington	15	112	0	22
* Andra Franklin	1/8/83	NEW ENGLAND	26	112	1	13
Ronnie Brown	9/23/07	at N.Y. Jets	23	112	2	13
Jim Kiick	11/10/68	at Buffalo	23	111	1	25t
Benny Malone	10/3/76	L.A. RAMS	19	111	1	20
Mark Higgs	9/8/91	INDIANAPOLIS	27	111	0	24
Mark Higgs	9/20/92	L.A. RAMS	23	111	0	12
Ricky Williams	9/8/02	DETROIT	20	111	2	37
Ricky Williams	12/21/03	at Buffalo	29	111	0	22
Jay Ajayi	11/6/16	N.Y. JETS	24	111	1	20t
Troy Stradford	11/1/87	PITTSBURGH	19	110	1	13
Ronnie Brown	12/25/06	N.Y. JETS	18	110	0	17
Lorenzo Hampton	12/22/86	NEW ENGLAND	13	109	0	20
Larry Csonka	11/30/70	at Atlanta	19	108	1	18
Jim Kiick	9/26/71	at Buffalo	20	108	0	16
Benny Malone	11/3/74	ATLANTA	24	108	1	13
Leroy Harris	11/20/77	at Cincinnati	20	108	0	16



DOLPHINS OUTSTANDING PERFORMANCES

GAMES OF 100+ RUSHING YARDS

PLAYER	DATE	OPPONENT	ATT.	YDS.	TD	LG
Sammie Smith	12/30/90	INDIANAPOLIS	29	108	1	13
Mark Higgs	11/21/93	New England	19	108	0	29
Karim Abdul-Jabbar	10/19/97	at Baltimore	22	108	3	15
Karim Abdul-Jabbar	9/6/98	at Indianapolis	23	108	1	16
Karim Abdul-Jabbar	9/20/98	PITTSBURGH	33	108	1	18
Ricky Williams	1/1/06	at New England	28	108	1	09
Ricky Williams	12/13/09	at Jacksonville	28	108	1	12
Lamar Miller	9/21/14	KANSAS CITY	15	108	0	24
Larry Csonka	10/22/72	BUFFALO	18	107	1	21
Mercury Morris	11/19/72	N.Y. JETS	23	107	2	20t
Larry Csonka	11/4/73	at N.Y. Jets	19	107	0	16
Norm Bulaich	9/13/76	at Buffalo	19	107	0	26
Delvin Williams	10/9/78	CINCINNATI	24	107	0	19
Andra Franklin	12/12/82	at New England	23	107	0	15
Mark Higgs	11/8/92	at Indianapolis	20	107	1	22
Lamar Smith	12/10/01	INDIANAPOLIS	28	107	0	17
Ricky Williams	11/23/03	WASHINGTON	23	107	2	24t
Ricky Williams	12/15/03	PHILADELPHIA	18	107	1	45
Daniel Thomas	9/18/11	Houston	18	107	0	14
Duke Johnson	12/19/21	N.Y. Jets	22	107	2	12
De'Von Achane	12/31/23	at Baltimore	14	107	0	45
Jim Kiick	11/2/69	at N.Y. Jets	15	106	0	27
Mercury Morris	11/5/72	at Buffalo	11	106	2	33
* Mercury Morris	12/23/73	CINCINNATI	20	106	1	25
Larry Csonka	9/29/74	at San Diego	21	106	2	14
J.J. Johnson	11/21/99	NEW ENGLAND	31	106	1	14
Ronnie Brown	10/30/05	at New Orleans	23	106	0	35
Benny Malone	10/16/77	N.Y. JETS	22	105	1	15t
Joe Carter	10/14/84	HOUSTON	13	105	1	25
Ricky Williams	10/6/02	NEW ENGLAND	36	105	0	12
Ricky Williams	11/16/03	BALTIMORE	36	105	0	16
Ricky Williams	11/9/08	SEATTLE	12	105	1	51t
Lamar Miller	10/31/13	CINCINNATI	16	105	0	41
Daniel Thomas	12/8/13	at Pittsburgh	16	105	1	55
Jim Kiick	10/6/68	at Houston	26	104	0	12
Larry Csonka	11/29/71	CHICAGO	16	104	1	19
Larry Csonka	9/16/73	SAN FRANCISCO	22	104	0	25
Benny Malone	10/27/74	BALTIMORE	19	104	1	23t
Benny Malone	12/8/74	at Baltimore	17	104	0	17
Gary Davis	11/24/77	at St. Louis	20	104	0	16
Karim Abdul-Jabbar	11/3/96	at New England	29	104	2	15
Ricky Williams	11/27/03	at Dallas	31	104	0	15
Reggie Bush	12/16/12	Jacksonville	21	104	0	53
Larry Csonka	9/26/71	at Buffalo	20	103	1	17
Andra Franklin	9/12/82	at N.Y. Jets	28	103	2	18
Bernie Parmalee	11/5/95	at San Diego	19	103	0	40
Karim Abdul-Jabbar	11/9/97	N.Y. JETS	25	103	2	13
Reggie Bush	10/30/11	at N.Y. Giants	15	103	0	35
Reggie Bush	12/11/11	Philadelphia	14	103	0	16
Larry Csonka	10/8/72	at N.Y. Jets	18	102	0	15
Don Nottingham	10/27/74	BALTIMORE	19	102	1	24
Don Nottingham	10/5/75	at Green Bay	21	102	3	14
Bernie Parmalee	11/26/95	at Indianapolis	20	102	0	15
Ricky Williams	11/17/02	BALTIMORE	26	102	2	18
Ricky Williams	11/15/09	TAMPA BAY	20	102	0	27
Andra Franklin	11/1/81	BALTIMORE	23	101	0	15
Ricky Williams	12/15/02	OAKLAND	27	101	0	16
Ronnie Brown	10/14/07	at Cleveland	19	101	0	15
Ronnie Brown	11/16/08	OAKLAND	16	101	0	21
Frank Gore	10/14/18	CHICAGO	15	101	0	32
De'Von Achane	10/1/23	at Buffalo	8	101	2	55
Mercury Morris	10/28/73	at New England	14	100	1	11
Terry Kirby	9/18/94	N.Y. JETS	15	100	1	30
Lamar Smith	12/3/00	at Buffalo	28	100	0	22
Reggie Bush	12/4/11	OAKLAND	22	100	1	29

* Playoff Game

** Super Bowl

+ Single-game record by two rushers, 277 yards; includes Larry Csonka 18 for 80.



OPPONENT INDIVIDUAL RECORDS

The following individual records relate solely to play against the Miami Dolphins. They include National Football League regular-season statistics only – with the exception of those single-game records marked by "*" or "**"

* - Playoff Game

** - Super Bowl

SERVICE

MOST GAMES PLAYED

36	Tom Brady, NE (2001-19), TB (2021)
32	Pat Leahy, N.Y. Jets (1974-91)
31	Matthew Slater, NE (2008-23)
28	Andre Reed, Buffalo (1985-99)
28	Jim Ritcher, Buffalo (1980-95)
28	Bruce Smith, Buff., Wash. (1985-03)

RUSHING

MOST RUSHING YARDS

CAREER

1,620	Thurman Thomas, Buffalo (20 games), 364 att.
1,507	Freeman McNeil, N.Y. Jets (21 games), 281 att.
1,507	Curtis Martin, N.E., N.Y. Jets (20 games), 409 att.
1,177	O.J. Simpson, Buffalo (16 games), 240 att.
1,065	Eric Dickerson, L.A. Rams, Ind., L.A. Raiders (11 games), 231 att.

GAME

203	O.J. Simpson, Buffalo (12/5/76 at Miami), 24 att.
203	Rueben Mayes, New Orleans (12/7/86 at New Orleans), 28 att.
199	Earl Campbell, Houston (11/20/78 at Houston), 28 att.
*199	Terrell Davis, Denver (1/9/99 at Denver), 21 att.
179	Justin Fargas, Oakland (9/30/07 at Miami), 22 att.

MOST RUSHING ATTEMPTS

CAREER

409	Curtis Martin, N.E., N.Y. Jets (20 games)
364	Thurman Thomas, Buffalo (20 games)
281	Freeman McNeil, N.Y. Jets (21 games)
240	O.J. Simpson, Buffalo (16 games)
235	Lydell Mitchell, S.D., Balt. (12 games)

GAME

**38	John Riggins, Washington (1/30/83 at Pasadena), 166 yards
38	Lee Suggs, Cleveland (12/26/04 at Miami), 143 yards
36	James Jones, Detroit (10/27/85 at Detroit), 114 yards
36	Curtis Martin, N.Y. Jets (10/4/98 at New York), 108 yards
35	Lydell Mitchell, Baltimore (12/9/73 at Baltimore), 104 yards
35	Thurman Thomas, Buffalo (12/17/95 at Buffalo), 148 yards
35	Travis Henry, Buffalo (12/1/02 at Buffalo), 151 yards

MOST RUSHING TOUCHDOWNS

CAREER

13	Curtis Martin, N.E., N.Y. Jets (20 games)
9	Jim Nance, Boston, N.Y. Jets (12 games)
8	Thurman Thomas, Buffalo (20 games)
7	Marcus Allen, Oak./L.A. Raiders, K.C.

GAME

4	Earl Campbell, Houston (11/20/78 at
3	Paul Robinson, Cincinnati (11/17/68 at Cincinnati)

3	Don McCauley, Baltimore (11/23/75 at Miami)
3	Marcus Allen, L.A. Raiders (12/2/84 at Miami)
3	Merril Hoge, Pittsburgh (11/26/89 at Miami)
3	Ernest Byner, Washington (12/2/90 at Washington)
3	Rod Bernstein, San Diego (12/15/91 at San Diego)
3	Kenneth Davis, Buffalo (12/19/93 at Miami)
3	Natrone Means, San Diego (12/27/93 at San Diego)
3	Curtis Martin, New England (11/3/96 at New England)
3	Daunte Culpepper, Oakland (9/30/07 at Miami)

HIGHEST RUSHING AVERAGE

CAREER (min: 75 att.)

7.3	Josh Allen, Buffalo (14 games), 89/647 yards
5.4	Freeman McNeil, N.Y. Jets (21 games), 281/1,507 yards
5.1	Jim Nance, Bos./NYJ (12 games), 183/933 yards
5.02	Mosi Tatupu, New England (25 games), 90/452 yards
5.01	Hoyle Granger, Houston (9 games), 142/712 yards

GAME (min: 10 att.)

11.9	Justin Fields, Chicago (11/6/22 at Chicago), 15/178 yards
11.3	Colin Kaepernick, San Francisco (11/27/16 at Miami), 10/113 yards
11.1	Laurence Maroney, New England (12/23/07 at New England), 14/156 yards
10.4	Curtis Brown, Buffalo (11/12/78 at Buffalo), 11/114 yards
10.2	Johnny Hector, N.Y. Jets (12/22/91 at Miami), 13/132 yards

MOST 100-YARD RUSHING GAMES

7	Eric Dickerson, L.A. Rams, Ind., L.A. (11 games)
6	Thurman Thomas, Buffalo (20 games)
5	Freeman McNeil, N.Y. Jets (21 games)
5	Jim Nance, Bost., N.Y. Jets (12 games)
5	Curtis Martin, N.E., N.Y. Jets (20 games)

LONGEST RUNS FROM SCRIMMAGE

*90t	Fred Taylor, Jacksonville (1/15/00 at Jacksonville)
81t	Earl Campbell, Houston (11/20/78 at Houston)
80t	Carl Garrett, Boston (11/9/69 at Boston)
79t	Lamar Jackson, Baltimore (9/18/22 at Baltimore)
77t	Fred Taylor, Jacksonville (10/12/98 at Jacksonville)
76t	Robert Holmes, Kansas City (9/28/68 at Miami)
75t	O.J. Simpson, Buffalo (12/5/76 at Miami)
75t	Reuben Droughns, Cleveland (11/20/05 at Cleveland)
71	Kerryon Johnson, Detroit (10/21/18 at Miami)
70t	Ahman Green, Green Bay (10/22/06 at Miami)

PASSING

MOST PASSING YARDS

CAREER

8,596	Tom Brady, NE, TB (36 games)
5,397	Drew Bledsoe, NE, Buff. (22 games)
4,902	Joe Ferguson, Buff., TB, Ind. (25 games)
4,560	Jim Kelly, Buffalo (20 games)
3,837	Ken O'Brien, N.Y. Jets, Phil. (17 games)



OPPONENT INDIVIDUAL RECORDS

GAME

517	Tom Brady, New England (9/12/11 at Miami), 32 of 48
479	Ken O'Brien, N.Y. Jets (9/21/86 at New York), 29 of 43
436	James Harris, L.A. Rams (10/3/76 at Miami), 17 of 29
*433	Dan Fouts, San Diego (1/2/82 at Miami), 33 of 53
433	Andrew Luck, Indianapolis (11/4/12 at Indianapolis), 30 of 48

MOST PASS ATTEMPTS

CAREER

1,170	Tom Brady, NE, TB (36 games)
765	Drew Bledsoe, N.E., Buff. (22 games)
722	Joe Ferguson, Buff., T.B., Ind. (25 games)
621	Jim Kelly, Buffalo (20 games)
521	Steve Grogan, New England (22 games)

GAME

63	Josh Allen, Buffalo (9/25/22 at Miami), 42 completions
61	Jared Goff, L.A. Rams (11/1/20 at Miami), 35 completions
59	Vinny Testaverde, N.Y. Jets (10/23/00 at New York), 36 completions
56	Dan Fouts, San Diego (11/18/84 at San Diego), 37 completions
56	Tom Brady, New England (9/7/14 at Miami), 29 completions
56	Andy Dalton, Cincinnati (12/22/19 at Miami), 33 completions

MOST PASS COMPLETIONS

CAREER

717	Tom Brady, NE, TB (36 games)
418	Joe Ferguson, Buff., T.B., Ind. (25 games)
412	Drew Bledsoe, N.E., Buff. (22 games)
388	Jim Kelly, Buffalo (20 games)
316	Josh Allen, Buffalo (14 games)

GAME

42	Josh Allen, Buffalo (9/25/22 at Miami), 63 att.
39	Justin Herbert, L.A. Chargers (12/11/22 at Los Angeles), 51 att.
38	Joe Ferguson, Buffalo (10/9/83 at Miami), 55 att.
37	Dan Fouts, San Diego (11/18/84 at San Diego), 56 att.
36	Vinny Testaverde, N.Y. Jets (10/23/00 at New York), 59 att.
36	Joe Flacco, Baltimore (12/4/16 at Baltimore), 47 att.

MOST CONSECUTIVE PASS COMPLETIONS

15	Steve DeBerg, San Francisco (11/16/80 at Miami)
----	---

MOST TOUCHDOWN PASSES

CAREER

72	Tom Brady, N.E., T.B. (36 games)
37	Josh Allen, Buffalo, (14 games)
30	Drew Bledsoe, N.E., Buff. (22 games)
26	Joe Ferguson, Buff., T.B., Ind. (25 games)
25	Ken O'Brien, N.Y. Jets, Phil. (17 games)

GAME

6	Tom Brady, New England (10/21/07 at Miami)
5	Len Dawson, Kansas City (10/8/67 at Kansas City)
5	Babe Parilli, Boston (10/15/67 at Boston)
5	Joe Ferguson, Buffalo (10/9/83 at Miami)

5	Vinny Testaverde, N.Y. Jets (10/23/00 at New York)
5	Trent Green, Kansas City (9/29/02 at Kansas City)
5	Deshaun Watson, Houston (10/25/18 at Houston)
5	Lamar Jackson, Baltimore (9/8/19 at Miami)
5	Tom Brady, Tampa Bay (10/10/21 at Tampa Bay)
5	Lamar Jackson, Baltimore (12/31/23 at Baltimore)

MOST PASSES HAD INTERCEPTED

CAREER

33	Joe Ferguson, Buff., T.B., Ind. (25 games)
29	Drew Bledsoe, NE, Buff. (22 games)
27	Tom Brady, NE, TB (36 games)
25	Richard Todd, N.Y. Jets (14 games)
25	Steve Grogan, New England (22 games)

GAME

6	Joe Namath, N.Y. Jets (10/19/75 at New York), 24 att.
6	Donald Hollas, Oakland (12/6/98 at Oakland), 31 att.
*5	Mike Phipps, Cleveland (12/24/72 at Miami), 23 att.
5	Bill Troup, Baltimore (9/10/78 at Baltimore), 33 att.
5	Ken Stabler, Oakland (12/10/78 at Miami), 36 att.
5	Joe Ferguson, Buffalo (9/7/80 at Buffalo), 32 att.
5	Joe Ferguson, Buffalo (11/21/82 at Buffalo), 28 att.
*5	Dan Fouts, San Diego (1/6/83 at Miami), 34 att.
*5	Richard Todd, N.Y. Jets (1/23/83 at Miami), 37 att.
5	Richard Todd, N.Y. Jets (10/16/83 at New York), 26 att.
5	Drew Bledsoe, New England (11/21/99 at Miami), 34 att.

HIGHEST COMPLETION PERCENTAGE

CAREER (min: 100 attempts)

72.6	Lamar Jackson, Bal. (four games), 82 of 113 att.
70.7	Justin Herbert, LAC, (three games), 82 of 116 att.
69.9	Troy Aikman, Dallas (four games), 102 of 146 att.
69.0	Mac Jones, N.E. (six games), 140 of 203 att.
68.9	Warren Moon, Hou., Minn. (six games), 102 of 148 att.

GAME (min: 20 attempts)

87.1	Eli Manning, N.Y. Giants (12/14/15 at Miami), 27 of 31
85.7	Ben Roethlisberger, Pittsburgh (11/26/07 at Pittsburgh), 18 of 21
85.7	Lamar Jackson, Baltimore (12/31/23 at Baltimore), 18 of 21
85.0	Lamar Jackson, Baltimore (9/8/19 at Miami), 17 of 20
84.0	Tom Brady, New England (10/21/07 at Miami), 21 of 25
84.0	Josh Allen, Buffalo (10/11/23 at Buffalo), 21 of 25

MOST 300-YARD PASSING GAMES

CAREER

9	Tom Brady, NE, TB (36 games)
6	Drew Bledsoe, N.E., Buff. (22 games)
6	Philip Rivers, San Diego/LA. Chargers (nine games)
5	Josh Allen, Buffalo (14 games)
4	Derek Carr, Oakland/Las Vegas (five games)

LONGEST PASS PLAYS

99t	Tom Brady to Wes Welker (9/12/11 vs. New England)
93t	Mike Livingston to Otis Taylor, 79 yards; lateral to Robert Holmes, 14 yards (10/19/69 at Kansas City)
92t	Joe Ferguson to Frank Lewis (9/17/78 (vs. Buffalo)
89t	Len Dawson to Otis Taylor (11/13/66 at Kansas City)
89t	Joe Namath to Richard Caster (10/7/74 at N.Y. Jets)
87t	Charlie Batch to Heath Miller (9/7/06 at Pittsburgh)
86t	Aaron Rodgers to Greg Jennings (10/17/10 at Green Bay)



OPPONENT INDIVIDUAL RECORDS

85t	Derek Carr to Nelson Agholor (12/26/20 at Las Vegas)
84t	Drew Bledsoe to Ben Coates (11/3/96 at New England)
84t	ElI Manning to Odell Beckham Jr. (12/14/15 vs. N.Y. Giants)
83t	Jim Kelly to Andre Reed (12/4/94 vs. Buffalo)
83t	Lamar Jackson to Marquise Brown (9/8/19 vs. Baltimore)
*82t	Daryle Lamonica to Rod Sherman (12/27/70 at Oakland)
82t	Dan Pastorini to Charlie Joiner (9/24/72 vs. Houston)
82t	Tom Brady to Troy Brown (10/19/03 vs. New England)
81t	Tom Brady to Sam Aiken (12/6/09 vs. New England)
80t	Sam Wyche to Bob Trumpy (11/17/68 vs. Cincinnati)
80t	Ken Anderson to Isaac Curtis (11/28/83 vs. Cincinnati)
80t	Warren Moon to Butch Woolfolk (9/8/85 at Houston)
80t	Mike Pagel to Wayne Capers (11/17/85 at Indianapolis)
80t	John Friesz to Brian Blades (10/6/96 vs. Seattle)
80t	Alex Van Pelt to Eric Moulds (11/25/01 at Buffalo)
80t	Peyton Manning to Dallas Clark (9/21/09 vs. Indianapolis)

RECEIVING

MOST RECEPTIONS

CAREER

122	Andre Reed, Buffalo (28 games)
99	Wes Welker, N.E., Den. (12 games)
84	Marvin Harrison, Indianapolis (15 games)
78	Al Toon, N.Y. Jets (14 games)
76	Julian Edelman, New England (16 games)

GAME

15	Isaac Bruce, St. Louis (12/24/95 at St. Louis), 210 yards
14	Al Toon, N.Y. Jets (11/27/88 at New York), 181 yards
*13	Kellen Winslow, San Diego (1/2/82 at Miami), 166 yards
13	Antonio Gates, San Diego (12/11/05 at San Diego), 123 yards
13	Julian Edelman, New England (12/15/13 at Miami), 139 yards
13	Brock Bowers, Las Vegas (11/17/24 at Miami), 126 yards

MOST RECEIVING YARDS

CAREER

1,731	Andre Reed, Buffalo (28 games), 122 receptions
1,371	Stanley Morgan, N.E., Ind. (25 games), 68 receptions
1,342	Wesley Walker, N.Y. Jets (19 games), 70 receptions
1,221	Eric Moulds, Buff., Hou. (21 games), 73 receptions
1,196	Wes Welker, N.E., Den. (12 games), 99 receptions

GAME

*240	Eric Moulds, Buffalo (1/2/99 at Miami), 9 receptions
221	Eric Decker, N.Y. Jets (12/28/14 at Miami), 10 receptions
220	Ron Jessie, Los Angeles (10/3/76 at Miami), 7 receptions
210	Isaac Bruce, St. Louis (12/24/95 at St. Louis), 15 receptions
196	Eric Moulds, Buffalo (11/25/01 at Buffalo), 6 receptions

MOST RECEIVING TOUCHDOWNS

CAREER

17	Wesley Walker, N.Y. Jets (19 games), 70 receptions
13	Irving Fryar, N.E., Phil., Wash. (20 games), 61 receptions
11	Laveranues Coles, N.Y. Jets, Wash. (15 games), 52 receptions
11	Eric Moulds, Buff., Hou. (21 games), 73 receptions
10	Randy Moss, Minn., Oak., N.E., S.F. (12 games), 48 receptions
10	Andre Reed, Buffalo (28 games), 122 receptions

GAME

4	Jimmie Giles, Tampa Bay (10/20/85 at Miami)
4	Wesley Walker, N.Y. Jets (9/21/86 at New York)
4	Irving Fryar, Philadelphia (10/20/96 at Philadelphia)
3	19 times; last by Stefon Diggs, Buffalo (10/1/23 at Buffalo)

HIGHEST RECEIVING AVERAGE

CAREER (min: 40 receptions)

20.2	Stanley Morgan, N.E., Ind. (25 games), 68/1,371 yards
19.2	Lee Evans, Buff. (13 games), 43/827 yards
19.2	Wesley Walker, N.Y. Jets (19 games), 70/1,342 yards
18.0	Frank Lewis, Pit., Buff (14 games), 46/380 yards
17.3	Shawn Jefferson, S.D., N.E. (12 games), 42/726 yards

GAME (min: 3 receptions)

43.3	Theo Bell, Pittsburgh (11/30/80 at Pittsburgh), 4/173 yards
40.0	Butch Woolfolk, Houston (9/8/85 at Houston), 3/120 yards
39.0	Richard Caster, N.Y. Jets (10/7/74 at Miami), 3/117 yards
38.0	Stanley Morgan, New England (10/21/84 at New England), 3/114 yards

MOST 100-YARD RECEIVING GAMES

6	Wes Welker, N.E., Den. (12 games)
5	Al Toon, N.Y. Jets (14 games)
5	Andre Reed, Buffalo (28 games)
5	Stanley Morgan, N.E., Ind. (23 games)
4	Wesley Walker, N.Y. Jets (18 games)
4	Marvin Harrison, Indianapolis (15 games)
4	Randy Moss, Minn., Oak., N.E., S.F. (12 games)

FIELD GOALS

MOST FIELD GOALS

CAREER

46	Adam Vinatieri, N.E., Ind. (27 games)
44	Nick Folk, Dal./N.Y. Jets/N.E./Ten. (23 games)
38	Stephen Gostkowski, N.E. (26 games)
37	Pat Leahy, N.Y. Jets (22 games)
32	Steve Christie, T.B., Buff., S.D. (21 games)

GAME

5	Roy Gerela, Houston (9/28/69 at Houston), 5 att.
5	Dean Biasucci, Indianapolis (9/25/88 at Indianapolis), 6 att.
*5	Steve Christie, Buffalo (1/17/93 at Miami), 6 att.
5	Jason Elam, Denver (10/13/02 at Denver), 5 att.
5	Kris Brown, Houston (9/7/03 at Miami), 7 att.
5	Kris Brown, Houston (10/7/07 at Houston), 5 att.
5	Dan Carpenter, Buffalo (9/14/14 at Buffalo), 6 att.
5	Mike Nugent, Cincinnati (9/29/16 at Cincinnati), 5 att.
5	Harrison Butker, Kansas City (12/24/17 at Kansas City), 6 att.
5	Nick Folk, Tennessee (9/30/24 vs. Tennessee), 5 att.
5	Joshua Karty, L.A. Rams (11/11/24 at L.A. Rams), 6 att.

LONGEST FIELD GOALS

61	Tyler Bass, Buffalo (11/3/24 at Buffalo)
59	Steve Christie, Buffalo (9/26/93 at Buffalo)
58	Jason Myers, Jacksonville (9/20/15 at Jacksonville)
57	Tyler Bass, Buffalo (10/31/21 at Buffalo)
57	Kris Brown, Houston (10/7/07 at Houston)
57	Randy Bullock, Cincinnati (12/22/19 at Miami)
57	Evan McPherson, Cincinnati (9/29/22 at Cincinnati)
57	Chad Ryland, Arizona (10/27/24 at Miami)



OPPONENT INDIVIDUAL RECORDS

INTERCEPTIONS

MOST INTERCEPTIONS

CAREER

9	Nate Clements, Buff., S.F., Cin. (14 games)
7	Johnny Robinson, Kansas City (five games)
7	Roland James, New England (19 games)
6	Raymond Clayborn, N.E., Clev. (25 games)
6	Willie Brown, Oakland (six games)
6	Ronnie Lippett, New England (15 games)
6	Mike Prior, T.B., Ind., G.B. (14 games)
6	Victor Green, N.Y. Jets, N.E. (19 games)
6	Marcus Coleman, N.Y. Jets, Hou. (13 games)
6	Darrelle Revis, N.Y. Jets, T.B., N.E., K.C. (17 games)

GAME

3	Clarence Duren, San Diego (10/30/77 at Miami), 45 yards
3	Jeff Nixon, Buffalo (9/7/80 at Buffalo), 31 yards
3	Erik McMillan, N.Y. Jets (10/23/88 at Miami), 57 yards
3	Marcus Coleman, N.Y. Jets (10/23/00 at N.Y. Jets), 7 yards
3	Greg Wesley, Kansas City (9/29/02 at Kansas City), 71 yards
3	Nate Clements, Buffalo (10/20/02 at Miami), 39 yards

MOST INTERCEPTION RETURN YARDS

GAME

151	Mike Haynes, L.A. Raiders (12/2/84 at Miami), 2 interceptions
-----	---

LONGEST INTERCEPTION RETURNS

102t	Eddie Anderson, L.A. Raiders (12/14/92 at Miami), Dan Marino
102t	Jason Pinnoch, N.Y. Giants (10/8/23 at Miami), Tua Tagovailoa
100t	Aaron Glenn, N.Y. Jets (9/15/96 at Miami), Dan Marino
100t	Jimmy Hitchcock, New England (11/23/97 at New England), Dan Marino
100t	Darrelle Revis, N.Y. Jets (10/17/11 at N.Y. Jets), Matt Moore
98t	Marcus Coleman, N.Y. Jets (12/27/99 at Miami), Dan Marino
97t	Mike Haynes, L.A. Raiders (12/2/84 at Miami), Dan Marino
97t	Najee Mustafaa, Cleveland (10/10/93 at Cleveland), Scott Mitchell
90t	Steve Emtman, Indianapolis (10/25/92 at Miami), Dan Marino
*90t	Tory James, Oakland (11/6/01 at Oakland), Jay Fiedler

LONGEST PLAYS

PUNTS

89	Luke Prestridge, New England (10/21/84 at New England)
80	Chris Mohr, Buffalo (10/13/96 at Buffalo)
73	Rich Camarillo, New England (9/13/87 at New England)
73	Josh Miller, Pittsburgh (9/20/98 at Miami)
73	Todd Sauerbrun, Carolina (11/4/01 at Miami)
73	Ryan Wright, Minnesota (10/16/22 at Miami)

PUNT RETURNS

96t	Deonte Harty, Buffalo (1/7/24 at Miami)
94t	Julian Edelman, New England (1/2/11 at New England)
93t	Johnnie Lee Higgins, Oakland (11/16/08 at Miami)
84t	Clarence Verdin, Indianapolis (10/25/92 at Miami)
84t	Isaiah McKenzie, Buffalo (1/3/21 at Buffalo)

KICKOFF RETURNS

104t	Terrence McGee, Buffalo (12/5/04 at Miami)
103t	Brandon Tate, New England (10/5/10 at Miami)
103t	Devin Duvernay, Baltimore (9/18/22 at Baltimore)
102t	Harold Hart, Oakland (9/22/75 at Oakland)
102t	C.J. Spiller, Buffalo (9/14/14 at Buffalo)

FUMBLE RETURNS

100t	Chris Martin, Kansas City (10/13/91 at Kansas City), Sammie Smith
*79t	Neil Smith, Denver (1/9/99 at Denver), Oronde Gadsden
69t	Shea McClellin, New England (1/1/17 at Miami), Damien Williams
66t	Greg Townsend, L.A. Raiders (9/19/83 at L.A. Raiders), David Woodley
63t	Mike Edwards, Bryan Cook, Kansas City (11/5/23 at Frankfurt, Germany), Tyreek Hill
63t	Christian Gonzales, New England (11/24/24 at Miami), Jaylen Wright

BLOCKED FIELD GOALS

78t	George Radachowsky, N.Y. Jets (9/24/89 at Miami), Pete Stoyanovich
76t	Charles Romes, Buffalo (9/2/79 at Buffalo), Uwe von Schamann
62t	Kyle Arrington, New England (12/14/14 at New England), Caleb Sturgis



OPPONENT TOP TENS

RUSHING

PLAYER	TEAMS	GAMES	NO.	YDS.	AVG.	LG	TD
1. Thurman Thomas	Buffalo	20	364	1,620	4.5	30t	8
2. Freeman McNeil	N.Y. Jets	21	281	1,507	5.4	58	2
Curtis Martin	New England, N.Y. Jets	20	409	1,507	3.7	37	13
4. O.J. Simpson	Buffalo	16	240	1,177	4.9	75t	4
5. Eric Dickerson	L.A. Rams, Ind., L.A. Raiders	11	231	1,065	4.6	40	6
6. Jim Nance	N.Y. Jets, Boston	12	183	933	5.1	30t	9
7. Lydell Mitchell	San Diego Baltimore	12	235	912	3.9	64t	6
8. Willis McGahee	Buffalo, Baltimore, Denver	10	232	848	3.7	31	2
9. Antowain Smith	Buffalo, New England, N.O.	14	232	822	3.5	44	4
10. John Riggins	N.Y. Jets, Washington	13	183	761	4.2	N/A	5

PASSING

PLAYER	TEAMS	GAMES	ATT.	COMP.	YDS.	PCT.	TD	INT.
1. Tom Brady	New England, Tampa Bay	36	1,170	717	8,596	61.3	72	27
2. Drew Bledsoe	New England, Buffalo	22	765	412	5,397	53.9	30	29
3. Joe Ferguson	Buffalo, T.B., Ind.	25	722	418	4,902	57.9	26	33
4. Jim Kelly	Buffalo	20	621	388	4,560	62.5	24	19
5. Ken O'Brien	N.Y. Jets, Philadelphia	17	489	303	3,837	62.0	25	13
6. Josh Allen	Buffalo	14	477	316	3,737	66.3	37	8
7. Steve Grogan	New England	22	521	280	3,709	53.7	21	25
8. Peyton Manning	Indianapolis, Denver	13	436	272	3,214	62.4	22	18
9. Joe Namath	N.Y. Jets	16	388	201	2,956	51.8	19	24
10. Richard Todd	N.Y. Jets	14	355	203	2,718	57.2	18	25

RECEPTIONS

PLAYER	TEAMS	GAMES	NO.	YDS.	AVG.	LG	TD
1. Andre Reed	Buffalo	28	122	1,731	14.2	83t	10
2. Wes Welker	New England, Denver	12	99	1,196	12.1	99t	7
3. Marvin Harrison	Indianapolis	15	84	1,133	13.5	45	9
4. Al Toon	N.Y. Jets	14	78	1,054	14.0	44t	4
5. Julian Edelman	New England	16	76	951	12.5	77t	6
6. Eric Moulds	Buffalo, Houston	21	73	1,221	16.7	80t	11
7. Wayne Chrebet	N.Y. Jets	20	72	991	13.8	70	8
8. Wesley Walker	N.Y. Jets	19	70	1,342	19.2	71t	17
9. Stanley Morgan	New England, Indianapolis	25	68	1,371	20.2	76t	6
10. Thurman Thomas	Buffalo	20	67	693	10.3	50t	3

RECEIVING YARDS

PLAYER	TEAMS	GAMES	NO.	YDS.	AVG.	LG	TD
1. Andre Reed	Buffalo	28	122	1,731	14.2	83t	10
2. Stanley Morgan	N.E., Indianapolis	25	68	1,371	20.2	76t	6
3. Wesley Walker	N.Y. Jets	19	70	1,342	19.2	71t	17
4. Eric Moulds	Buffalo, Houston	21	73	1,221	16.7	80t	11
5. Wes Welker	New England, Denver	12	99	1,196	12.1	99t	7
6. Marvin Harrison	Indianapolis	15	84	1,133	13.5	45	9
7. Al Toon	N.Y. Jets	14	78	1,054	14.0	44t	4
8. Wayne Chrebet	N.Y. Jets	20	72	991	13.8	70	8
9. Irving Fryar	N.E., Phil., Wash.	20	61	978	16.0	54t	13
10. Julian Edelman	New England	16	76	951	12.5	77t	6



OPPONENT OUTSTANDING PERFORMANCES

GAMES OF 300+ PASSING YARDS

PLAYER	TEAM	DATE	ATT.	COMP.	YDS.	TD	INT.	LG
Tom Brady	New England	9/12/11	48	32	517	4	1	99t
Ken O'Brien	N.Y. Jets	9/21/86	43	29	479	4	1	65t
James Harris	L.A. Rams	10/3/76	29	17	436	2	1	58
* Dan Fouts	San Diego	1/2/82	55	33	433	4	1	43
Andrew Luck	Indianapolis	11/4/12	48	30	433	2	0	48
Drew Bledsoe	New England	11/23/98	54	28	423	2	2	49
Drew Bledsoe	New England	9/4/94	51	32	421	4	2	62t
Joe Ferguson	Buffalo	10/9/83	55	38	419	5	1	35
Drew Bledsoe	New England	11/3/96	41	30	419	3	2	84t
Joe Namath	N.Y. Jets	10/1/67	39	23	415	3	1	62
Matt Cassel	New England	11/23/08	43	30	415	3	1	64
Josh Allen	Buffalo	9/20/20	35	24	415	4	0	47
Tom Brady	Tampa Bay	10/10/21	41	30	411	5	0	62t
Drew Brees	New Orleans	9/30/13	39	30	413	4	0	48
Bernie Kosar	Cleveland	11/10/86	50	32	401	0	0	44
Josh Allen	Buffalo	9/25/22	63	42	400	2	0	28
Andy Dalton	Cincinnati	12/22/19	56	33	396	4	0	34t
Ken O'Brien	N.Y. Jets	11/10/85	43	26	393	2	0	44
Patrick Mahomes	Kansas City	12/13/20	34	24	393	2	3	44t
Derek Carr	Las Vegas	9/26/21	43	26	386	2	1	34
Boomer Esiason	N.Y. Jets	11/27/94	41	26	382	2	2	69
Elvis Grbac	San Francisco	11/20/95	41	31	382	4	0	47t
Joe Flacco	Baltimore	12/4/16	47	36	381	4	1	53t
Jim Kelly	Buffalo	9/1/91	39	29	381	2	1	54t
Dan Fouts	San Diego	11/18/84	56	37	380	4	1	44
Matt Schaub	Houston	10/12/08	42	22	379	1	2	61
Vinny Testaverde	N.Y. Jets	10/23/00	59	36	378	5	3	30t
Vinny Testaverde	N.Y. Jets	9/14/03	45	29	373	1	1	61
Carson Palmer	Oakland	9/16/12	48	24	373	1	1	64t
Justin Herbert	L.A. Chargers	12/11/22	51	39	367	1	0	55
Steve DeBerg	Tampa Bay	10/20/85	32	19	365	4	1	57
Tom Brady	New England	12/15/13	55	34	364	2	1	30
Troy Aikman	Dallas	10/27/96	41	33	363	3	0	61
Brett Favre	Green Bay	9/11/94	51	31	362	2	1	35
Kurt Warner	Arizona	9/14/08	24	19	361	3	0	79
* Doug Flutie	Buffalo	1/2/99	36	21	360	1	1	65
Russell Wilson	Seattle	10/4/20	34	24	360	2	1	57
Jim Kelly	Buffalo	10/25/87	39	29	359	2	0	34
Josh Allen	Buffalo	1/7/24	38	30	359	2	2	46
Brian Sipe	Cleveland	11/18/79	42	23	358	3	0	54
Geno Smith	N.Y. Jets	12/28/14	25	20	358	3	0	74t
Tom Brady	New England	12/9/18	43	27	358	3	0	37t
Bert Jones	Baltimore	9/27/81	27	20	357	3	1	67t
Tom Brady	New England	10/29/15	38	26	356	4	0	47t
Steve Grogan	New England	11/8/81	40	23	355	1	4	76t
Daunte Culpepper	Minnesota	9/10/00	37	23	355	1	3	42
Jared Goff	L.A. Rams	11/1/20	35	61	355	1	2	26
Danny White	Dallas	10/25/81	32	22	354	3	1	38
Tom Brady	New England	10/21/07	25	21	354	6	0	50t
Tom Brady	New England	12/6/09	29	19	352	2	2	81t
* Josh Allen	Buffalo	1/15/23	39	23	352	3	2	52
Steve Grogan	New England	11/29/79	39	21	350	3	2	38
Eli Manning	N.Y. Giants	10/30/11	45	31	349	2	0	26
Ben Roethlisberger	Pittsburgh	12/8/13	39	23	349	3	0	67
Dennis Shaw	Buffalo	10/18/70	32	24	348	2	2	48
Derek Carr	Oakland	9/23/18	39	27	345	1	2	66
Daryle Lamonica	Oakland	9/21/68	24	15	344	4	0	73t
Mike Tomczak	Pittsburgh	11/20/94	42	26	343	0	0	40
Erik Kramer	Chicago	10/27/97	50	32	343	2	0	54
Andrew Luck	Indianapolis	11/25/18	37	30	343	3	2	36
Ken Anderson	Cincinnati	11/28/83	36	23	342	1	2	80t
Pat Ryan	N.Y. Jets	11/27/88	43	27	341	2	1	35



OPPONENT OUTSTANDING PERFORMANCES

GAMES OF 300+ PASSING YARDS

PLAYER	TEAM	DATE	ATT.	COMP.	YDS.	TD	INT.	LG
Tony Eason	New England	9/17/89	49	25	341	1	1	45
* Jim Kelly	Buffalo	1/12/91	29	19	339	3	1	44
Aaron Rodgers	N. Y. Jets	12/8/24	39	27	339	1	0	42
Joe Ferguson	Buffalo	10/12/81	29	20	338	3	0	65t
Andy Dalton	Cincinnati	10/31/13	53	32	338	0	3	26
Eli Manning	N.Y. Giants	12/14/15	31	27	337	4	0	84t
Derek Carr	Las Vegas	12/26/20	34	21	336	1	0	85t
Matt Ryan	Atlanta	10/24/21	40	25	336	2	1	49t
Brian Griese	Denver	10/13/02	46	27	335	1	2	52
Sam Darnold	N.Y. Jets	9/16/18	25	41	334	1	2	44
Steve Bartkowski	Atlanta	9/21/80	36	18	332	2	0	53
Tom Brady	New England	11/8/09	37	25	332	1	1	71t
Joe Ferguson	Buffalo	12/17/77	40	25	331	1	3	27
Joe Montana	San Francisco	1/20/85	35	24	331	3	0	34
Vinny Testaverde	Baltimore	10/19/97	47	32	331	1	0	34t
Phillip Rivers	L.A. Chargers	9/17/17	39	31	331	1	0	24
Ken O'Brien	N.Y. Jets	9/24/89	37	27	329	3	1	37t
Drew Bledsoe	New England	1/2/94	43	27	329	4	1	42
Tyrod Taylor	Buffalo	12/24/16	39	26	329	3	0	53
Kurt Warner	St. Louis	9/30/01	31	24	328	4	0	45t
Trent Green	Kansas City	9/29/02	34	24	328	5	0	46
Brooks Bollinger	N.Y. Jets	12/18/05	42	28	327	2	0	60t
Baker Mayfield	Cleveland	11/24/19	34	24	327	3	1	37
Will Levis	Tennessee	12/11/23	38	23	327	1	1	45
Bruce Matheson	Seattle	10/4/87	42	20	326	2	3	30
Warren Moon	Minnesota	9/25/94	37	26	326	3	0	44t
Philip Rivers	San Diego	11/13/16	44	23	326	3	4	51t
Neil O'Donnell	N.Y. Jets	9/15/96	44	25	325	3	3	78t
Kevin Kolb	Arizona	9/30/12	48	29	324	3	2	46t
Lamar Jackson	Baltimore	9/8/19	20	17	324	5	0	83t
Boomer Esiason	N.Y. Jets	9/12/93	33	22	323	2	1	51
Glenn Foley	N.Y. Jets	11/9/97	48	25	322	1	1	33
Andrew Luck	Indianapolis	9/15/13	43	25	321	1	1	47
Jared Goff	Detroit	10/30/22	37	27	321	1	0	58
Lamar Jackson	Baltimore	12/31/23	21	18	321	5	0	75t
Mark Rypien	St. Louis	12/24/95	42	27	320	2	1	31
Tyler Thigpen	Kansas City	12/21/08	41	20	320	2	3	75
Josh Allen	Buffalo	10/1/23	25	21	320	4	0	55t
Jim Harbaugh	Indianapolis	10/8/95	33	25	319	3	0	47t
Neil O'Donnell	N.Y. Jets	10/12/97	37	24	319	2	0	70
Trevor Lawrence	at Jacksonville	10/17/21	41	25	319	2	0	29
Lamar Jackson	at Baltimore	9/18/22	29	21	318	3	0	75t
Carson Palmer	Cincinnati	12/30/07	32	23	316	3	1	70t
Ryan Fitzpatrick	Buffalo	12/18/11	47	31	316	2	3	28
Mitchell Trubisky	Chicago	10/14/18	31	22	316	3	1	54
Sam Bradford	St. Louis	10/14/12	39	26	315	0	0	65
Steve Bono	Kansas City	12/12/94	55	33	314	2	3	22t
* Joe Montana	Kansas City	12/31/94	37	26	314	2	1	57t
Dan Fouts	San Diego	10/15/78	30	22	313	1	2	46
Tony Eason	New England	10/21/84	29	19	313	3	0	76t
Aaron Rodgers	Green Bay	10/17/10	33	18	313	1	1	86t
Brock Purdy	San Francisco	12/22/24	40	26	313	2	1	28
* Mark Malone	Pittsburgh	1/6/85	36	20	312	3	3	29t
Drew Bledsoe	New England	12/24/00	34	18	312	2	2	59
Philip Rivers	San Diego	12/20/15	36	26	311	3	2	31
Richard Todd	N.Y. Jets	10/4/81	39	28	310	4	1	46
Philip Rivers	L.A. Chargers	9/29/19	30	24	310	2	0	25
Carson Wentz	Philadelphia	12/1/19	46	28	310	3	1	27
Alex Van Pelt	Buffalo	11/25/01	34	21	309	3	1	80t
Mike Livingston	Kansas City	10/19/69	34	17	308	1	1	93t
Neil Lomax	St. Louis	9/30/84	37	22	308	1	0	29
Matt Schaub	Baltimore	12/6/15	46	32	308	1	2	41t



OPPONENT OUTSTANDING PERFORMANCES

GAMES OF 300+ PASSING YARDS

PLAYER	TEAM	DATE	ATT.	COMP.	YDS.	TD	INT.	LG
Jay Cutler	Denver	11/2/08	46	24	307	2	3	47
Philip Rivers	San Diego	10/27/11	31	21	307	1	0	55t
Kyler Murray	Arizona	10/27/24	36	26	307	2	0	37
* Dan Pastorini	Houston	12/24/78	29	20	306	1	0	34
Jim Kelly	Buffalo	10/4/92	48	25	306	1	4	28
Drew Bledsoe	Buffalo	12/1/02	27	15	306	3	0	73t
Mark Sanchez	N.Y. Jets	9/23/12	45	21	306	1	2	66
Russell Wilson	Denver	9/24/23	38	23	306	1	1	46
Greg Landry	Baltimore	11/25/79	42	25	304	3	1	31t
Tom Brady	New England	12/24/11	46	27	304	1	0	42
Alex Smith	Kansas City	12/24/17	39	25	304	1	0	52
Josh Allen	Buffalo	12/17/22	40	25	304	4	0	45
Sonny Jurgensen	Washington	10/13/74	39	26	303	2	3	37
Peyton Manning	Indianapolis	9/21/09	23	14	303	2	0	80t
Phillip Rivers	San Diego	9/27/09	33	18	303	0	0	55
Peyton Manning	Indianapolis	9/6/98	37	21	302	1	3	42
Ben Roethlisberger	Pittsburgh	10/24/10	27	19	302	2	0	53t
Pat Ryan	N.Y. Jets	10/4/87	49	30	301	4	2	35t
Derek Carr	Oakland	11/5/17	30	21	300	1	1	44t

GAMES OF 100+ RECEIVING YARDS

PLAYER	TEAM	DATE	NO.	YDS.	TD	LG
* Eric Moulds	Buffalo	1/2/99	9	240	1	65
Eric Decker	N.Y. Jets	12/28/14	10	221	1	74t
Ron Jessie	L.A. Rams	10/3/76	7	220	2	58t
Isaac Bruce	St. Louis	12/24/95	15	210	1	31
Eric Moulds	Buffalo	11/25/01	6	196	2	80t
Wesley Walker	N.Y. Jets	9/21/86	6	194	4	65t
Michael Irvin	Dallas	10/27/96	12	186	1	61
Dallas Clark	Indianapolis	9/21/09	7	183	1	80t
Stanley Morgan	New England	11/8/81	5	182	1	76t
Al Toon	N.Y. Jets	11/27/88	14	181	0	29
Andre Johnson	Houston	10/12/08	10	178	1	61
Reggie Rucker	Cleveland	11/18/79	9	177	1	54
Marvin Harrison	Indianapolis	11/11/01	9	174	3	45
Theo Bell	Pittsburgh	11/30/80	4	173	0	45
A.J. Green	Cincinnati	9/29/16	10	173	1	51
Jordy Nelson	Oakland	9/23/18	6	173	1	66
Johnnie Morton	Detroit	12/7/97	9	171	1	41
Steve Smith	Carolina	9/25/05	11	170	3	53t
Cris Carter	Minnesota	9/10/00	9	168	0	42
Sammy Watkins	Buffalo	11/8/15	8	168	1	63
Wes Welker	New England	12/6/09	10	167	0	58
* Kellen Winslow	San Diego	1/2/82	13	166	1	31
Odell Beckham Jr.	N.Y. Giants	12/14/15	7	166	2	84t
Kyle Pitts	Atlanta	10/24/21	7	163	0	39
Tommy Kane	Seattle	12/16/90	10	162	0	25
Antwaan Randle El	Washington	9/9/07	5	162	0	54
Ben Coates	New England	9/4/94	8	161	2	62t
Don Maynard	N.Y. Jets	12/1/68	7	160	3	54t
Wes Welker	New England	9/12/11	8	160	2	99t
Al Toon	N.Y. Jets	9/24/89	10	159	1	37t
Bake Turner	N.Y. Jets	12/15/68	7	157	0	71
Al Toon	N.Y. Jets	11/10/85	10	156	0	44
Allen Robinson	Jacksonville	9/20/15	6	155	2	52
Nelson Agholor	Las Vegas	12/26/20	5	155	1	85t
Andre Reed	Buffalo	9/1/91	11	154	1	54t
Sammy Watkins	Buffalo	12/24/16	7	154	1	53
Frank Lewis	Buffalo	9/17/78	5	153	1	92t
Larry Fitzgerald	Arizona	9/14/08	6	153	0	75
Stefon Diggs	Buffalo	9/20/20	8	153	1	47
Julian Edelman	New England	1/1/17	8	151	1	77t



OPPONENT OUTSTANDING PERFORMANCES

GAMES OF 100+ RECEIVING YARDS

PLAYER	TEAM	DATE	NO.	YDS.	TD	LG
* James Lofton	Buffalo	1/12/91	7	149	1	44
Jerry Rice	San Francisco	11/20/95	8	149	2	47t
Stanley Morgan	New England	12/22/86	8	148	2	30t
Jarvis Landry	Cleveland	11/24/19	10	148	2	37
Randy Moss	New England	11/8/09	6	147	1	71t
Santonio Holmes	N.Y. Jets	9/23/12	9	147	0	38
Marquise Brown	Baltimore	9/8/19	4	147	2	83t
Marlin Briscoe	Buffalo	10/18/70	7	145	2	46t
Raymond Butler	Baltimore	9/27/81	4	145	2	67t
Keyshawn Johnson	N.Y. Jets	12/12/99	11	144	2	27
Marvin Harrison	Indianapolis	9/15/02	11	144	1	33
Terrelle Pryor Sr.	Cleveland	9/25/16	8	144	0	40
Mark Carrier	Tampa Bay	10/30/88	9	142	0	47
George Sauer	N.Y. Jets	11/20/66	7	142	0	-
* Stephone Paige	Kansas City	1/5/91	8	142	1	33
Santana Moss	N.Y. Jets	9/14/03	5	142	1	61
Elijah Moore	N.Y. Jets	11/21/21	8	141	1	62t
Tony Gonzalez	Kansas City	9/29/02	7	140	3	42t
Anquan Boldin	Arizona	9/14/08	6	140	3	79t
George Sauer	N.Y. Jets	10/22/67	6	139	1	61t
Julian Edelman	New England	12/15/13	13	139	1	24t
Wes Welker	New England	10/21/07	9	138	2	36
Wes Welker	New England	12/24/11	12	138	0	42
Antonio Brown	Pittsburgh	12/8/13	5	138	1	56
Jimmy Teal	Seattle	10/4/87	9	137	0	32
Joey Galloway	Seattle	10/6/96	5	137	2	65t
John Brown	Buffalo	11/17/19	9	137	2	40t
Alshon Jeffrey	Philadelphia	12/1/19	9	137	1	27
A.J. Brown	Philadelphia	10/22/23	10	137	1	42
Alfred Jenkins	Atlanta	9/21/80	4	136	0	33
Jeff Graham	N.Y. Jets	9/15/96	5	136	1	78t
* Jimmy Smith	Jacksonville	1/15/00	5	136	2	70t
Travis Kelce	Kansas City	12/13/20	8	136	1	32
Ben Coates	New England	11/3/96	5	135	2	84t
Gene Foster	San Diego	10/2/66	6	134	2	63t
Jim Whalen	Boston	10/15/67	6	134	3	-
Andre Reed	Buffalo	10/13/96	10	134	0	49
Brent Celek	Philadelphia	11/15/15	4	134	0	60
Leonard Thompson	Detroit	10/27/85	6	133	1	48
Stephone Paige	Kansas City	12/3/89	7	133	1	38t
Greg Jennings	Green Bay	10/17/10	6	133	1	86t
Fred Biletnikoff	Oakland	9/20/69	9	132	1	13t
Otis Taylor	Kansas City	10/19/69	4	131	0	79
J.J. Birden	Kansas City	12/12/94	10	131	1	22t
Shawn Jefferson	New England	11/23/98	6	131	1	38
Troy Brown	New England	10/19/03	6	131	1	82t
Chad Johnson	Cincinnati	12/30/07	4	131	2	70t
Hines Ward	Pittsburgh	10/24/10	7	131	1	43
Danny Amendola	New England	12/15/13	10	131	0	30
Brandon Marshall	N.Y. Jets	11/29/15	9	131	2	47
Chris Burkett	Buffalo	10/25/87	9	130	1	34
Eric Moulds	Buffalo	12/1/02	5	130	1	57t
* Rashee Rice	Kansas City	1/13/24	8	130	1	39
Randy Vataha	New England	12/5/71	7	129	2	51t
* Steve Largent	Seattle	12/29/84	6	128	1	56t
Matt Jones	Jacksonville	12/3/06	6	128	1	33
A.J. Green	Cincinnati	10/31/13	11	128	0	21
Brandon Marshall	N.Y. Jets	10/4/15	7	128	0	58
Tyler Boyd	Cincinnati	12/22/19	9	128	2	34t
Cris Collinsworth	Cincinnati	11/28/83	8	127	0	48
Jake Reed	Minnesota	9/25/94	9	127	0	21
Andre Reed	Buffalo	12/16/96	6	127	1	67t
Nate Washington	Houston	10/25/15	9	127	2	27t



OPPONENT OUTSTANDING PERFORMANCES

GAMES OF 100+ RECEIVING YARDS

PLAYER	TEAM	DATE	NO.	YDS.	TD	LG
Charlie Mitchell	Denver	12/4/66	4	126	1	79t
Wesley Walker	N.Y. Jets	11/26/78	6	126	1	42
Roy Williams	Detroit	11/23/06	6	126	0	41
Jared Cook	Oakland	11/5/17	8	126	0	35
Brock Bowers	Las Vegas	11/17/24	13	126	1	23t
Lance Alworth	San Diego	11/12/67	4	125	1	54t
Stanley Morgan	New England	10/5/86	6	125	1	27t
Tim Brown	Oakland	11/30/97	8	125	1	36
Raghib Ismail	Dallas	11/25/99	5	125	1	65t
Marvin Harrison	Indianapolis	12/5/99	8	125	0	36
Randy Moss	New England	11/23/08	8	125	3	29t
Emmanuel Sanders	Denver	11/23/14	9	125	0	35
Tyrell Williams	San Diego	11/13/16	5	125	1	51t
T.Y. Hilton	Indianapolis	11/25/18	7	125	0	36
Stanley Morgan	New England	11/29/79	5	124	1	38t
Rob Moore	N.Y. Jets	9/12/93	6	124	0	51
Rob Moore	N.Y. Jets	11/27/94	7	124	0	35
T.Y. Hilton	Indianapolis	9/15/13	6	124	0	47
* Antonio Brown	Pittsburgh	1/8/17	5	124	2	62t
Will Fuller	Houston	10/25/18	5	124	1	73t
Antonio Brown	Tampa Bay	10/10/21	7	124	2	62t
Tee Higgins	Cincinnati	9/29/22	7	124	1	59t
DeAndre Hopkins	Tennessee	12/11/23	7	124	1	45
Trey McBride	Arizona	10/27/24	9	124	0	37
Antonio Gates	San Diego	12/11/05	13	123	1	25
Christian Kirk	Arizona	11/8/20	5	123	1	56t
Jim Whalen	Boston	12/17/67	4	122	0	33
* Fred Biletnikoff	Oakland	12/21/74	8	122	1	20
Dokie Williams	L.A. Raiders	12/2/84	2	122	1	75t
Andre Reed	Buffalo	9/11/88	8	122	0	21
* Andre Reed	Buffalo	1/12/91	4	122	2	43
Randy Moss	New England	10/21/07	4	122	2	50t
Don Maynard	N.Y. Jets	10/1/67	10	121	0	—
Don Maynard	N.Y. Jets	11/2/69	4	121	2	42t
Wayne Patrick	Buffalo	10/18/70	6	121	0	48
Joe Washington	Baltimore	11/11/79	10	121	0	23
Henry Ellard	L.A. Rams	12/14/86	8	121	1	22
Tony Martin	San Diego	11/5/95	7	121	1	50t
Darrell Jackson	Seattle	10/28/01	5	121	1	64
Torrey Smith	Baltimore	10/6/13	6	121	0	41
George Sauer	N.Y. Jets	10/1/67	10	120	0	—
Sammy White	Minnesota	12/11/76	9	120	3	36t
Butch Woolfolk	Houston	9/8/85	3	120	1	80t
Wes Welker	New England	11/23/08	8	120	0	64
Vincent Jackson	San Diego	9/27/09	5	120	0	55
Stefon Diggs	Buffalo	10/1/23	6	120	3	55t
Lance Alworth	San Diego	10/2/66	6	119	2	—
Eric Sievers	San Diego	11/18/84	12	119	2	24
Fred Biletnikoff	Oakland	10/4/69	9	119	1	23
Mike Jones	New Orleans	12/7/86	6	119	0	34
Andre Johnson	Houston	9/9/12	8	119	1	29
Tim Patrick	Denver	11/22/20	5	119	0	61
Vincent Brisby	New England	11/12/95	6	118	1	47t
Andre Roberts	Arizona	9/30/12	6	118	2	46t
CeeDee Lamb	Dallas	12/24/23	6	118	1	49t
Richard Caster	N.Y. Jets	10/7/74	3	117	1	89t
O.J. Simpson	Buffalo	12/7/75	8	117	1	62t
Eric Sievers	New England	12/10/89	6	117	0	41
Carl Pickens	Cincinnati	10/1/95	9	117	3	44t
Lee Evans	Buffalo	12/4/05	5	117	3	56t
Sammy Watkins	Buffalo	9/14/14	8	117	1	30
Robby Anderson	N.Y. Jets	12/8/19	7	117	1	39
Paul Coffman	Green Bay	10/28/79	5	116	1	78t
Jimmie Giles	Tampa Bay	10/20/85	7	116	4	39t



OPPONENT OUTSTANDING PERFORMANCES

GAMES OF 100+ RECEIVING YARDS

PLAYER	TEAM	DATE	NO.	YDS.	TD	LG
Irving Fryar	Philadelphia	10/20/96	8	116	4	38t
Shawn Jefferson	New England	10/25/98	4	116	0	54
Lee Evans	Buffalo	10/26/08	7	116	0	33
Peyton Hillis	Denver	11/2/08	7	116	1	47
Mike Williams	L.A. Chargers	12/11/22	6	116	1	55
Tony Hill	Dallas	12/17/84	6	115	1	66t
Steve Breaston	Kansas City	11/6/11	7	115	0	37
Julio Jones	Atlanta	9/22/13	9	115	0	28
Adam Thielen	Carolina	10/15/23	11	115	1	27
Isaac Curtis	Cincinnati	11/28/83	4	114	1	80t
Stanley Morgan	New England	10/21/84	3	114	1	76t
Dennis Northcutt	Cleveland	12/26/04	4	114	1	58t
Darren Sproles	New Orleans	9/30/13	7	114	1	48
Martellus Bennett	New England	9/18/16	5	114	1	37
* Stefon Diggs	Buffalo	1/15/23	7	114	0	52
Garrett Wilson	N.Y. JETS	12/8/24	7	114	0	42
Otis Taylor	Kansas City	11/13/66	4	113	1	89t
Otis Taylor	Kansas City	9/28/68	3	113	1	44
Eric Crabtree	Cincinnati	9/14/69	3	113	2	69t
James Lofton	L.A. Raiders	10/9/88	5	113	0	32
Tim Brown	Oakland	10/31/99	7	113	0	32
Calvin Johnson	Detroit	11/9/14	7	113	1	49t
Rob Gronkowski	New England	10/29/15	6	113	1	47t
Mike Evans	Tampa Bay	10/10/21	6	113	2	34t
* Gabe Davis	Buffalo	1/15/23	6	113	1	33
Jim Colclough	Boston	12/17/67	3	112	0	52
* Mike Barber	Houston	12/24/78	4	112	0	55
Wesley Walker	N.Y. Jets	10/4/81	8	112	2	46
Will Moore	New England	9/10/95	8	112	0	33
Terry Glenn	New England	11/3/96	10	112	0	20
A.J. Green	Cincinnati	10/7/18	6	112	0	23
Darren Waller	Las Vegas	12/26/20	5	112	0	33
Wayne Patrick	Buffalo	10/18/70	6	111	0	48
Roy Jefferson	Washington	10/13/74	7	111	1	37t
John Holland	Buffalo	9/13/76	2	111	2	58t
* John Stallworth	Pittsburgh	1/6/85	4	111	2	65t
Kevin House	Tampa Bay	10/20/85	4	111	0	57
Al Toon	N.Y. Jets	9/21/86	7	111	0	31
Torry Holt	St. Louis	9/30/01	4	111	1	45t
Sterling Shepard	N.Y. Giants	12/15/19	9	111	0	24
Jakobi Meyers	New England	12/20/20	7	111	0	35
Marvin Harrison Jr.	Arizona	10/27/24	6	111	1	25
* Ed Podolak	Kansas City	12/25/71	8	110	1	29
Anthony Miller	San Diego	12/27/93	7	110	2	41t
Randy Moss	Minnesota	12/21/02	7	110	0	60
Jeremy Shockey	N.Y. Giants	10/5/03	11	110	0	20
Lee Evans	Buffalo	12/5/04	4	110	2	69t
Taylor Gabriel	Chicago	10/14/18	5	110	0	54
Cooper Kupp	L.A. Rams	11/1/20	11	110	0	22
Cole Beasley	Buffalo	10/31/21	10	110	0	20
Emerson Boozer	N.Y. Jets	10/1/67	5	109	2	-
Richie Anderson	N.Y. Jets	10/23/00	12	109	0	19
Golden Tate	Detroit	11/9/14	11	109	0	28
Tyreek Hill	Kansas City	12/24/17	6	109	0	52
Davante Adams	N.Y. Jets	12/8/24	9	109	1	34
Wesley Walker	N.Y. Jets	9/3/78	4	108	2	47t
* Charlie Joiner	San Diego	1/2/82	7	108	0	39
Art Monk	N.Y. Jets	11/27/94	5	108	0	69
* Steve Tasker	Buffalo	12/30/95	5	108	1	37t
Dedric Ward	N.Y. Jets	11/9/97	6	108	0	33
Leon Washington	N.Y. Jets	12/25/06	4	108	0	64
Jacoby Ford	Oakland	11/28/10	4	108	1	52
Vincent Jackson	San Diego	10/2/11	3	108	1	55t
Donnie Avery	Indianapolis	11/4/12	5	108	0	48



OPPONENT OUTSTANDING PERFORMANCES

GAMES OF 100+ RECEIVING YARDS

PLAYER	TEAM	DATE	NO.	YDS.	TD	LG
Jordan Cameron	Cleveland	9/8/13	9	108	1	22
Mark Andrews	Baltimore	9/8/19	8	108	1	39
Rashod Bateman	at Baltimore	9/18/22	4	108	1	75t
Jack Snow	L.A. Rams	10/31/71	5	107	1	51t
Jordy Nelson	Green Bay	10/12/14	9	107	1	22
Javorius Allen	Baltimore	12/6/15	12	107	1	41t
Rob Gronkowski	New England	12/9/18	8	107	1	17
Gabriel Davis	Buffalo	1/3/21	2	107	1	56t
Justin Jefferson	Minnesota	10/16/22	6	107	0	47
Warren Wells	Oakland	9/21/68	3	106	1	73t
Raymond Chester	Baltimore	10/10/76	5	106	0	48
Frank Lewis	Buffalo	10/12/81	5	106	0	30
Tony Hill	Dallas	10/25/81	5	106	0	38
* Wes Chandler	San Diego	1/2/82	6	106	0	47
Andre Reed	Buffalo	12/4/94	3	106	2	83t
Warrick Dunn	Tampa Bay	9/21/97	6	106	1	58t
Laveranues Coles	N.Y. Jets	10/15/06	5	106	2	58t
Leonard Hankerson	Washington	11/13/11	8	106	0	22
DK Metcalf	Seattle	10/4/20	4	106	0	37
Zay Flowers	Baltimore	12/31/23	3	106	1	75t
George Kittle	San Francisco	12/22/24	8	106	0	28
Bake Turner	N.Y. Jets	12/14/69	4	105	2	34t
Harold Jackson	New England	11/29/79	5	105	1	33
Eddie Brown	Cincinnati	11/8/87	8	105	0	32
Jermaine Lewis	Baltimore	10/19/97	6	105	0	28
Wayne Chrebet	N.Y. Jets	12/13/98	5	105	1	52
Tony Martin	Atlanta	12/27/98	3	105	1	53
Ed McCaffrey	Denver	9/13/99	6	105	3	61t
Jeremy Shockey	New Orleans	10/25/09	4	105	0	66
Khalil Shakir	Buffalo	1/7/24	6	105	0	46
Art Powell	Oakland	9/2/66	8	104	1	17t
* Elmo Wright	Kansas City	12/25/71	3	104	0	63
Derrick Gaffney	N.Y. Jets	9/30/79	4	104	0	43
Wayne Chrebet	N.Y. Jets	10/12/97	5	104	1	70
Tim Brown	Oakland	12/6/98	9	104	2	27
Wayne Chrebet	N.Y. Jets	10/23/00	6	104	2	28
Mark Andrews	at Baltimore	9/18/22	9	104	1	25
DK Metcalf	at Seattle	9/22/24	4	104	1	71t
Gary Garrison	San Diego	10/11/69	4	103	2	40t
* Ken Burrough	Houston	12/24/78	6	103	0	53
Thurman Thomas	Buffalo	9/1/91	8	103	1	50t
* Kimble Anders	Kansas City	12/31/94	6	103	1	57t
Aaron Hernandez	New England	9/12/11	7	103	1	30
Wes Welker	New England	12/2/12	12	103	1	14
JuJu Smith-Schuster	Pittsburgh	10/28/19	5	103	1	34
DJ Moore	Carolina	11/28/21	4	103	0	64
Marvin Harrison	Indianapolis	9/6/98	5	102	1	42
Troy Brown	New England	12/24/00	8	102	0	22
David Patten	New England	10/6/02	5	102	2	34t
Doug Jolley	N.Y. Jets	12/18/05	9	102	1	60t
Jamaal Charles	Kansas City	12/21/08	3	102	0	75
Kellen Winslow	Tampa Bay	11/15/09	7	102	0	37
Rob Gronkowski	New England	1/2/11	6	102	1	28
T.Y. Hilton	Indianapolis	11/4/12	6	102	1	36t
Elbert Dubenion	Buffalo	9/18/66	5	101	0	26
Jerry LeVias	Houston	11/23/69	4	101	1	-
Andre Rison	Atlanta	10/11/92	7	101	1	22t
Heath Miller	Pittsburgh	9/7/06	3	101	1	87t
Andre Johnson	Houston	10/1/06	9	101	1	30
Cecil Shorts	Jacksonville	12/16/12	6	101	0	30
Richard Caster	N.Y. Jets	11/24/74	6	100	2	45t
Al Toon	N.Y. Jets	12/7/87	5	100	1	44t
Lawrence Dawsey	Tampa Bay	12/1/91	8	100	1	17t
Curtis Conway	Chicago	10/27/97	6	100	0	54



OPPONENT OUTSTANDING PERFORMANCES

GAMES OF 100+ RECEIVING YARDS

PLAYER	TEAM	DATE	NO.	YDS.	TD	LG
Ken Dilger	Indianapolis	12/14/97	5	100	3	43
Ben Watson	Cleveland	12/5/10	10	100	1	22
Jimmy Graham	New Orleans	9/30/13	4	100	2	43t
Keenan Allen	L.A. Chargers	9/17/17	9	100	0	24
Terry McLaurin	Washington	10/13/19	4	100	2	33t
Marvin Jones	at Jacksonville	10/17/21	7	100	1	28
Breece Hall	at N.Y. Jets	10/9/22	2	100	0	79

GAMES OF 100+ RUSHING YARDS

PLAYER	TEAM	DATE	NO.	YDS.	TD	LG
O.J. Simpson	Buffalo	12/5/76	24	203	1	75t
Rueben Mayes	New Orleans	12/7/86	28	203	2	34t
Earl Campbell	Houston	11/20/78	28	199	4	81t
* Terrell Davis	Denver	1/9/99	21	199	2	62
Justin Fargas	Oakland	9/30/07	22	179	0	48
Justin Fields	Chicago	11/6/22	15	178	1	61t
Freeman McNeil	N.Y. Jets	10/14/85	28	173	0	20
Ricky Watters	Philadelphia	10/20/96	25	173	1	49t
Gerald Riggs	Atlanta	11/30/86	33	172	1	31
Eric Dickerson	Indianapolis	12/4/88	31	169	1	19
Jamal Lewis	Baltimore	1/2/05	34	167	1	20
C.J. Anderson	Denver	11/23/14	27	167	1	26
* Le'Veon Bell	Pittsburgh	1/8/17	29	167	2	26
** John Riggins	Washington	1/30/83	38	166	1	43t
Reuben Droughns	Cleveland	11/20/05	30	166	1	75t
Chris Ivory	N.Y. Jets	10/4/15	29	166	1	24
Thurman Thomas	Buffalo	9/1/91	25	165	1	20
Jim Nance	Boston	12/17/67	24	164	2	29
William Andrews	Atlanta	12/10/83	21	161	1	24t
* Earnest Byner	Cleveland	1/4/86	16	161	2	66t
Hoyle Granger	Houston	12/23/67	21	160	1	23
Wayne Wilson	New Orleans	10/2/83	34	160	0	12
* Thurman Thomas	Buffalo	12/30/95	25	158	1	32
Kerryon Johnson	Detroit	10/21/18	19	158	0	71
Don Woods	San Diego	9/29/74	18	157	2	56t
Earnest Byner	Washington	12/2/90	32	157	3	21
Antowain Smith	New England	12/22/01	26	156	1	44
Laurence Maroney	New England	12/23/07	14	156	1	59t
Marcus Allen	L.A. Raiders	12/2/84	20	155	3	52t
Eric Dickerson	Indianapolis	11/15/87	30	154	1	13
Thurman Thomas	Buffalo	12/23/90	30	154	1	13t
Christian Okoye	Kansas City	10/13/91	23	153	2	38t
Dick Post	San Diego	11/3/68	21	151	0	24
Travis Henry	Buffalo	12/1/02	35	151	1	13
Thurman Thomas	Buffalo	10/29/89	27	148	1	30t
Christian Okoye	Kansas City	12/3/89	32	148	1	13
Thurman Thomas	Buffalo	12/17/95	35	148	1	15
Brian Westbrook	Philadelphia	11/18/07	32	148	0	36
Adrian Peterson	Minnesota	9/19/10	28	145	1	23
Aaron Jones	Green Bay	11/11/18	15	145	2	67
James Conner	Pittsburgh	10/28/19	23	145	1	25
Barry Sanders	Detroit	9/15/91	32	143	0	14
Lee Suggs	Cleveland	12/26/04	38	143	0	13
Lydell Mitchell	Baltimore	10/9/77	17	142	1	64t
Curtis Martin	New England	11/12/95	30	142	2	23
Woody Campbell	Houston	12/3/67	18	141	1	42
* Natrone Means	San Diego	1/8/95	24	139	1	24t
Earl Campbell	Houston	12/4/83	28	138	1	35t
Edgerrin James	Indianapolis	9/15/02	30	138	0	13
C.J. Spiller	Buffalo	12/23/12	22	138	0	62
Barry Sanders	Detroit	12/7/97	30	137	1	19
Dalvin Cook	Minnesota	12/16/18	19	136	2	26
Thurman Thomas	Buffalo	11/18/91	23	135	1	30
* Fred Taylor	Jacksonville	1/15/00	18	135	1	90t
Josh Allen	Buffalo	12/2/18	9	135	0	28
Paul Robinson	Cincinnati	11/17/68	22	134	3	54t
Jim Nance	Boston	11/27/66	23	133	1	27t
Lamar Miller	Houston	10/25/18	18	133	1	58
Freeman McNeil	N.Y. Jets	11/4/84	20	132	1	52
Johnny Hector	N.Y. Jets	12/22/91	13	132	0	47



OPPONENT OUTSTANDING PERFORMANCES

GAMES OF 100+ RUSHING YARDS

PLAYER	TEAM	DATE	NO.	YDS.	TD	LG
Travis Henry	Buffalo	10/20/02	22	132	0	34
Knile Davis	Kansas City	9/21/14	32	132	1	21t
D'Onta Foreman	Tennessee	1/2/22	26	132	1	35
Mike Garrett	Kansas City	9/24/67	20	131	0	28
Brandon Jacobs	N.Y. Giants	10/28/07	23	131	0	15
Edgerrin James	Indianapolis	12/5/99	23	130	2	41t
Darren McFadden	Dallas	11/22/15	29	129	0	35
LeSean McCoy	Buffalo	12/24/16	24	128	1	19t
Michael Pittman	Tampa Bay	10/16/05	15	127	1	57t
Ryan Mathews	San Diego	11/17/13	19	127	0	51
Joe Washington	Baltimore	10/29/78	20	126	0	29
Floyd Little	Denver	10/27/68	25	126	1	19
Antowain Smith	Buffalo	11/14/99	29	126	0	24
Chris Johnson	Tennessee	11/11/12	23	126	1	21
Eric Dickerson	Indianapolis	9/25/88	30	125	0	9
Thurman Thomas	Buffalo	10/9/94	31	125	2	26t
Ezekiel Elliott	Dallas	9/22/19	19	125	0	18
Earnest Jackson	San Diego	11/18/84	28	124	0	16
Eric Dickerson	L.A. Rams	12/14/86	28	124	1	25
Robert Holmes	Kansas City	9/28/68	13	123	1	76t
Neal Anderson	Chicago	9/4/88	24	123	2	15
Scott Lockwood	New England	12/27/92	30	123	0	23
Tatum Bell	Denver	12/12/04	17	123	2	29
LeGarrette Blount	New England	9/18/16	29	123	1	26
Tony Dorsett	Dallas	10/25/81	24	122	0	18
DeAngelo Williams	Carolina	11/19/09	13	122	0	50
Walter Payton	Chicago	12/2/85	23	121	0	15
Larry Kinnebrew	Buffalo	10/29/89	21	121	1	25
Dorsey Levens	Green Bay	9/14/97	21	121	0	23
Corey Dillon	New England	12/20/04	26	121	1	20
Alfred Morris	Washington	9/13/15	25	121	0	14
DeMarco Murray	Tennessee	10/9/16	27	121	0	14
O.J. Simpson	Buffalo	11/18/73	20	120	0	28
Earl Campbell	Houston	11/5/79	32	120	0	11
* Chuck Muncie	San Diego	1/2/82	24	120	1	19
Curtis Martin	N.Y. Jets	10/14/01	22	120	1	27t
Jim Braxton	Buffalo	11/18/73	17	119	0	36
Craig James	New England	11/3/85	23	119	0	14
Ronnie Harmon	Buffalo	11/29/87	23	119	0	19
Jerome Bettis	Pittsburgh	11/25/96	27	119	0	14
Lamar Jackson	at Baltimore	9/18/22	9	119	1	79t
Natrone Means	San Diego	12/27/93	18	118	3	65t
Edgerrin James	Indianapolis	11/26/00	26	118	0	13
Ahman Green	Green Bay	10/22/06	18	118	1	70t
Adrian Peterson	Washington	10/13/19	23	118	0	25
Warren Williams	Pittsburgh	12/18/88	16	117	0	33
* Thurman Thomas	Buffalo	1/12/91	32	117	2	14
Chris Johnson	Tennessee	11/14/10	17	117	1	30
Austin Ekeler	L.A. Chargers	9/10/23	16	117	1	55
Franco Harris	Pittsburgh	11/30/80	28	116	1	9t
Freeman McNeil	N.Y. Jets	9/12/82	13	116	0	48
Freeman McNeil	N.Y. Jets	11/26/84	24	116	0	39
Curtis Martin	N.Y. Jets	11/1/04	19	115	1	25t
Lamont Jordan	N.Y. Jets	11/1/04	14	115	1	25t
Willie Parker	Pittsburgh	9/7/06	29	115	0	32
Fred Jackson	Buffalo	12/9/07	15	115	0	27
Emerson Boozer	N.Y. Jets	12/13/70	18	114	0	21
Curtis Brown	Buffalo	11/12/78	11	114	1	58t
James Jones	Detroit	10/27/85	36	114	1	8
Jim Nance	Boston	10/15/67	20	113	0	19
Mel Owens	Detroit	12/15/73	27	113	1	10
Horace Ivory	New England	10/22/78	15	113	2	28
* Curt Warner	Seattle	12/31/83	29	113	2	18
Terry Allen	Minnesota	9/25/94	15	113	1	45
Colin Kaepernick	San Francisco	11/27/16	10	113	0	30
Alex Collins	Baltimore	10/26/17	18	113	0	19
Edgerrin James	Indianapolis	12/17/00	32	112	0	15
LeSean McCoy	Buffalo	11/8/15	16	112	1	48t
Dion Lewis	New England	11/26/17	15	112	0	25
Sony Michel	New England	9/30/18	25	112	1	23
Saquon Barkley	N.Y. Giants	12/15/19	24	112	2	12



OPPONENT OUTSTANDING PERFORMANCES

GAMES OF 100+ RUSHING YARDS						
PLAYER	TEAM	DATE	NO.	YDS.	TD	LG
Hoyle Granger	Houston	12/3/67	25	111	1	13
Jim Nance	Boston	12/8/68	19	111	1	30t
Wilbert Montgomery	Philadelphia	9/24/78	25	111	0	12
Willis McGahee	Buffalo	10/17/04	26	111	0	31
Peyton Barber	Las Vegas	9/26/21	23	111	1	27t
Franco Harris	Pittsburgh	11/14/76	22	110	1	26
Rocky Bleier	Pittsburgh	11/14/76	20	110	0	13
Eric Dickerson	Indianapolis	12/30/90	20	110	0	16
Corey Dillon	Cincinnati	10/1/00	22	110	0	19
Curtis Martin	N.Y. Jets	10/3/04	24	110	1	13
Thomas Jones	N.Y. Jets	9/23/07	25	110	0	12
Karlos Williams	Buffalo	9/27/15	12	110	1	41t
Karlos Williams	Buffalo	11/8/15	9	110	2	38t
Jonathan Stewart	Carolina	11/13/17	17	110	0	18
Jim Nance	Boston	11/9/69	17	109	0	23
Stump Mitchell	St. Louis	9/30/84	20	109	2	19
* Terry Allen	Baltimore	1/13/02	25	109	1	13
Joe Cribbs	Buffalo	12/27/82	19	108	1	62t
Curtis Martin	N.Y. Jets	10/4/98	36	108	1	15
Larry Johnson	Kansas City	12/21/08	12	108	1	33
Denard Robinson	Jacksonville	10/26/14	18	108	0	41
Freeman McNeil	N.Y. Jets	11/10/85	26	107	0	13
Eric Dickerson	Indianapolis	12/17/89	21	107	2	17
* Edgerrin James	Indianapolis	12/30/00	21	107	0	34
Marshawn Lynch	Buffalo	12/9/07	23	107	0	11
Mark Ingram II	Baltimore	9/8/19	14	107	2	49
Lydell Mitchell	Baltimore	11/23/75	26	106	1	32t
Sam Cunningham	New England	9/19/76	21	106	0	15
Eddie George	Tennessee	9/7/97	23	106	1	13t
Raymont Harris	Chicago	10/27/97	25	106	1	9
Nick Chubb	Cleveland	11/24/19	21	106	1	17
Kyler Murray	Arizona	11/8/20	11	106	1	28
Franco Harris	Pittsburgh	12/3/73	15	105	1	21t
Marcus Allen	L.A. Raiders	9/19/83	22	105	0	15
* Craig James	New England	1/12/86	22	105	0	21
Willis McGahee	Baltimore	10/19/08	19	105	1	17
Fred Jackson	Buffalo Bills	12/22/13	18	105	1	14
Chris Johnson	N.Y. Jets	12/1/14	17	105	0	47
Lydell Mitchell	Baltimore	12/9/73	35	104	0	9
John Stephens	New England	11/6/88	25	104	1	13t
Rod Bernstine	San Diego	12/15/91	13	104	3	63t
Willis McGahee	Baltimore	12/16/07	29	104	0	19
Chris Johnson	Tennessee	12/20/09	29	104	0	14
Sammy Winder	Denver	9/29/85	20	103	2	19
Brad Baxter	N.Y. Jets	11/1/92	20	103	0	28
Jamal Anderson	Atlanta	12/27/98	18	103	1	36t
Emmitt Smith	Dallas	11/25/99	31	103	0	28
Garrison Hearst	San Francisco	12/16/01	26	103	0	23
Ben Tate	Houston	9/18/11	23	103	0	16
Tony Pollard	Dallas	9/22/19	13	103	1	28
Jonathan Taylor	Indianapolis	10/3/21	16	103	1	38
Thomas Jones	N.Y. Jets	11/1/09	27	102	0	11
Eric Dickerson	L.A. Rams	10/30/83	14	101	1	40
Duce Staley	Pittsburgh	9/26/04	22	101	0	38
Thomas Jones	N.Y. Jets	9/7/08	22	101	1	14
* Wendell Hayes	Kansas City	12/25/71	22	100	0	22
Mark van Eeghen	New England	12/12/82	22	100	0	11
Chris Brown	Tennessee	9/11/04	16	100	0	52
Damien Harris	New England	9/12/21	23	100	0	35

* Playoff Game

** Super Bowl



DOLPHINS LARGEST COMEBACKS

DOLPHINS				
MARGIN	SCORE/QUARTER	FINAL SCORE	DATE	OPPONENT
1. 24 points	0-24 (2nd)	34-27	12/15/74	NEW ENGLAND
2. 21 points	0-21 (2nd)	24-23	12/4/05	BUFFALO
21 points	14-35 (4th)	42-38	9/18/22	at Baltimore
4. 18 points	3-21 (2nd)	24-21	11/14/71	PITTSBURGH
18 points	3-21 (2nd)	24-21	1/4/86	CLEVELAND*
18 points	6-24 (3rd)	28-24	11/27/94	at N.Y. Jets
7. 17 points	0-17 (3rd)	21-17	11/10/68	at Buffalo
17 points	3-20 (2nd)	31-23	11/12/89	at N.Y. Jets
17 points	0-17 (2nd)	28-20	10/29/00	GREEN BAY
17 points	0-17 (3rd)	20-17	10/15/17	at Atlanta

NOTE: Miami's largest fourth-quarter comeback was from a 21-point deficit (14-35 to 42-38) against Baltimore on September 18, 2022.

OPPONENTS				
MARGIN	SCORE/QUARTER	FINAL SCORE	DATE	OPPONENT
1. 23 points	7-30 (4th)	40-37 (OT)	10/23/00	at N.Y. Jets
2. 21 points	0-21 (2nd)	34-31 (OT)	10/25/87	BUFFALO
21 points	3-24 (3rd)	27-24 (OT)	10/8/95	INDIANAPOLIS
21 points	3-24 (2nd)	46-34	10/25/09	NEW ORLEANS
5. 18 points	10-28 (2nd)	45-28	10/9/77	at Baltimore
6. 17 points	0-17 (3rd)	21-17	10/14/01	at N.Y. Jets
17 points	0-17 (3rd)	27-24	12/14/11	at New England
17 points	0-17 (3rd)	27-17	10/7/18	at Cincinnati

* Playoff Game

DOLPHINS 10 LARGEST MARGINS

...OF VICTORY				
MARGIN	SCORE	DATE	OPPONENT	
1. 52 points	52-0	11/12/72	NEW ENGLAND	
2. 50 points	70-20	9/24/23	DENVER	
3. 44 points	44-0	11/11/73	BALTIMORE	
4. 43 points	43-0	10/19/75	at N.Y. Jets	
5. 42 points	42-0	9/10/78	at Baltimore	
42 points	45-3	11/24/86	N.Y. JETS	
42 points	42-0	10/11/87	KANSAS CITY	
8. 41 points	55-14	11/24/77	at St. Louis	
9. 38 points	45-7	12/20/70	BUFFALO	
38 points	41-3	10/17/71	NEW ENGLAND	
38 points	52-14	9/3/95	N.Y. JETS	

...OF DEFEAT				
MARGIN	SCORE	DATE	OPPONENT	
1. 55 points	62-7	1/15/00	at Jacksonville*	
2. 49 points	59-10	9/8/19	BALTIMORE	
3. 45 points	48-3	9/28/68	KANSAS CITY	
4. 43 points	43-0	9/15/19	NEW ENGLAND	
5. 41 points	41-0	10/8/67	at Kansas City	
41 points	41-0	12/14/97	at Indianapolis	
7. 40 points	40-0	10/26/17	at Baltimore	
8. 37 points	56-19	12/31/23	at Baltimore	
9. 35 points	35-0	11/1/70	at Baltimore	
35 points	42-7	10/13/91	at Kansas City	
35 points	38-3	1/9/99	at Denver*	
35 points	35-0	9/19/21	BUFFALO	

* Playoff Game



DOLPHINS HOME AND AWAY

(Regular Season)

YEAR	HOME	PCT.	ROAD	PCT.	OVERALL	PCT.
1966	2-5	.286	1-6	.143	3-11	.214
1967	4-3	.571	0-7	.000	4-10	.286
1968	1-5-1	.214	4-3	.571	5-8-1	.393
1969	2-4-1*	.357	1-6*	.143	3-10-1	.250
1970	6-1	.857	4-3	.571	10-4	.714
1971	6-1	.857	4-2-1	.643	10-3-1	.750
1972	7-0	1.000	7-0	1.000	14-0	1.000
1973	7-0	1.000	5-2	.714	12-2	.857
1974	7-0	1.000	4-3	.571	11-3	.786
1975	5-2	.714	5-2	.714	10-4	.714
1976	3-4	.429	3-4	.429	6-8	.429
1977	6-1	.857	4-3	.571	10-4	.714
1978	7-1	.875	4-4	.500	11-5	.688
1979	6-2	.750	4-4	.500	10-6	.625
1980	5-3	.625	3-5	.375	8-8	.500
1981	6-1-1	.813	5-3	.625	11-4-1	.719
1982	4-0	1.000	3-2	.600	7-2	.778
1983	7-1	.875	5-3	.625	12-4	.750
1984	7-1	.875	7-1	.875	14-2	.875
1985	8-0	1.000	4-4	.500	12-4	.750
1986	4-4	.500	4-4	.500	8-8	.500
1987	4-3	.571	4-4	.500	8-7	.533
1988	4-4	.500	2-6	.250	6-10	.375
1989	4-4	.500	4-4	.500	8-8	.500
1990	7-1	.875	5-3	.625	12-4	.750
1991	5-3	.625	3-5	.375	8-8	.500
1992	6-2	.750	5-3	.625	11-5	.688
1993	4-4	.500	5-3	.625	9-7	.563
1994	6-2	.750	4-4	.500	10-6	.625
1995	5-3	.625	4-4	.500	9-7	.563
1996	4-4	.500	4-4	.500	8-8	.500
1997	6-2	.750	3-5	.375	9-7	.563
1998	7-1	.875	3-5	.375	10-6	.625
1999	5-3	.625	4-4	.500	9-7	.563
2000	5-3	.625	6-2	.750	11-5	.688
2001	7-1	.875	4-4	.500	11-5	.688
2002	7-1	.875	2-6	.250	9-7	.563
2003	4-4	.500	6-2	.750	10-6	.625
2004	3-5	.375	1-7	.125	4-12	.250
2005	5-3	.625	4-4	.500	9-7	.563
2006	4-4	.500	2-6	.250	6-10	.375
2007	1-7#	.125	0-8	.000	1-15	.063
2008	5-3	.625	6-2	.750	11-5	.688
2009	4-4	.500	3-5	.375	7-9	.438
2010	1-7	.125	6-2	.750	7-9	.438
2011	4-4	.500	2-6	.250	6-10	.375
2012	5-3	.625	2-6	.250	7-9	.438
2013	4-4	.500	4-4	.500	8-8	.500
2014	4-4	.500	4-4@	.500	8-8	.500
2015	3-5^	.375	3-5	.375	6-10	.375
2016	6-2	.750	4-4	.500	10-6	.625
2017	4-4&	.500	2-6	.250	6-10	.375
2018	6-2	.750	1-7	.125	7-9	.438
2019	3-5	.375	2-6	.250	5-11	.313
2020	5-3	.625	5-3	.625	10-6	.625
2021	6-3	.667	3-5\$.375	9-8	.529
2022	6-2	.750	3-6	.333	9-8	.529
2023	7-2	.778	4-4%	.500	11-6	.647
2024	5-3	.625	3-6	.333	8-9	.471
2025	0-0	.000	0-1	.000	0-1	.000
TOTALS	291-163-3	.641	213-246-1	.464	504-409-4	.552

* Includes 38-23 loss to Boston at Tampa. # Includes 13-10 loss to N.Y. Giants at London, England. @ Includes 38-14 win over Oakland at London, England. ^ Includes 27-14 loss to N.Y. Jets at London, England. & Includes 20-0 loss to New Orleans at London, England. \$ Includes 20-23 loss to Jacksonville at London, England. % Includes 21-14 loss to Kansas City at Frankfurt, Germany.



DOLPHINS MONTH BY MONTH

(Regular Season)

YEAR	SEPTEMBER	OCTOBER	NOVEMBER	DECEMBER	JANUARY	RECORD
1966	0-3	2-2	0-4	1-2	0-0	3-11
1967	1-1	0-4	1-3	2-2	0-0	4-10
1968	0-3	2-1-1	2-2	1-2	0-0	5-8-1
1969	0-3	1-2-1	1-4	1-1	0-0	3-10-1
1970	1-1	3-1	3-2	3-0	0-0	10-4
1971	1-0-1	4-1	4-0	1-2	0-0	10-3-1
1972	2-0	5-0	4-0	3-0	0-0	14-0
1973	2-1	4-0	4-0	2-1	0-0	12-2
1974	2-1	3-1	3-1	3-0	0-0	11-3
1975	1-1	4-0	2-2	3-1	0-0	10-4
1976	2-1	2-3	1-3	1-1	0-0	6-8
1977	2-0	3-2	3-1	2-1	0-0	10-4
1978	2-2	4-1	2-2	3-0	0-0	11-5
1979	4-1	2-2	3-2	1-1	0-0	10-6
1980	3-1	1-3	2-3	2-1	0-0	8-8
1981	4-0	1-2-1	3-2	3-0	0-0	11-4-1
1982	2-0	0-0	1-1	3-1	1-0	7-2
1983	3-1	3-2	3-1	3-0	0-0	12-4
1984	5-0	4-0	3-1	2-1	0-0	14-2
1985	3-1	2-2	3-1	4-0	0-0	12-4
1986	1-3	2-2	3-2	2-1	0-0	8-8
1987	1-1	1-3	3-2	3-1	0-0	8-7
1988	1-3	4-1	0-4	1-2	0-0	6-10
1989	1-2	3-2	3-1	1-3	0-0	8-8
1990	3-1	3-0	3-1	3-2	0-0	12-4
1991	2-3	1-2	3-1	2-2	0-0	8-8
1992	3-0	3-1	2-3	3-1	0-0	11-5
1993	2-1	4-0	3-1	0-4	0-1	9-7
1994	3-1	3-1	2-2	2-2	0-0	10-6
1995	3-0	2-3	1-3	3-1	0-0	9-7
1996	3-1	1-3	2-2	2-2	0-0	8-8
1997	2-2*	3-1	3-2	1-2	0-0	9-7
1998	3-0	2-2	3-2	2-2	0-0	10-6
1999	2-0	4-1	2-2	1-3	0-1	9-7
2000	3-1	3-1	3-1	2-2	0-0	11-5
2001	2-1	2-1	3-1	3-2	1-0	11-5
2002	3-1	2-1	2-2	2-3	0-0	9-7
2003	2-1	3-1	3-2	2-2	0-0	10-6
2004	0-3	1-3	1-3	2-2	0-1	4-12
2005	2-1	1-3	1-3	4-0	1-0	9-7
2006	1-2	0-4	4-0	1-4	0-0	6-10
2007	0-4	0-4	0-3	1-4	0-0	1-15
2008	1-2	2-2	4-1	4-0	0-0	11-5
2009	0-3	2-1	3-2	2-2	0-1	7-9
2010	2-1	2-2	2-2	1-3	0-1	7-9
2011	0-3	0-4	3-1	2-2	1-0	6-10
2012	1-3	3-0	1-3	2-3	0-0	7-9
2013	3-1	1-3	1-2	3-2	0-0	8-8
2014	2-2	2-1	2-2	2-3	0-0	8-8
2015	1-2	2-2	1-3	1-3	1-0	6-10
2016	1-3	2-1	4-0	3-1	0-1	10-6
2017	1-1	3-2	0-4	2-3	0-0	6-10
2018	3-1	1-3	1-2	2-3	0-0	7-9
2019	0-4	0-3	2-2	3-2	0-0	5-11
2020	1-2	2-1	4-1	3-1	0-1	10-6
2021	1-2	0-5	4-0	3-0	1-1	9-8
2022	3-1	2-2	3-0	0-4	1-1	9-8
2023	3-0	3-2	2-1	3-2	0-1	11-6
2024	1-3	1-2	3-2	3-1	0-1	8-9
2025	0-1	0-0	0-0	0-0	0-0	0-1
TOTALS	106-88-1	126-105-3	138-106	126-99	7-11	504-409-4

* includes August 31, 1997, 16-10 win over Indianapolis



PRIME TIME DOLPHINS

YEAR	DATE	OPPONENT	SCORE	W/L	NETWORK	ATTENDANCE
1970	Mon., Nov. 30	at Atlanta	20-7	W	ABC	53,303
1971	Mon., Nov. 29	CHICAGO	34-3	W	ABC	73,071
1972	Mon., Nov. 27	ST. LOUIS	31-10	W	ABC	78,190
1973	Mon., Oct. 15	at Cleveland	17-9	W	ABC	72,070
1973	Mon., Dec. 3	PITTSBURGH	30-26	W	ABC	68,901
1974	Mon., Oct. 7	N.Y. JETS	21-17	W	ABC	61,527
1974	Mon., Dec. 2	CINCINNATI	24-3	W	ABC	71,962
1975	Mon., Sept. 22	OAKLAND	21-31	L	ABC	78,744
1975	Mon., Dec. 1	NEW ENGLAND	20-7	W	ABC	61,963
1976	Mon., Sept. 13	at Buffalo	30-21	W	ABC	77,683
1976	Mon., Nov. 22	BALTIMORE	16-17	L	ABC	62,104
1977	Mon., Dec. 5	BALTIMORE	17-6	W	ABC	68,977
1978	Mon., Oct. 9	CINCINNATI	21-0	W	ABC	54,729
1978	Mon., Nov. 20	at Houston	30-35	L	ABC	50,290
1978	Mon., Dec. 18	NEW ENGLAND	23-3	W	ABC	72,071
1979	Mon., Oct. 8	at Oakland	3-13	L	ABC	52,419
1979	Mon., Nov. 5	HOUSTON	6-9	L	ABC	70,273
1979	Thur., Nov. 29	NEW ENGLAND	39-24	W	ABC	69,174
1980	Mon., Oct. 27	at N.Y. Jets	14-17	L	ABC	53,046
1980	Thur., Nov. 20	SAN DIEGO	24-27	L (OT)	ABC	63,013
1980	Mon., Dec. 8	NEW ENGLAND	16-13	W (OT)	ABC	63,292
1981	Thur., Sept. 10	PITTSBURGH	30-10	W	ABC	74,190
1981	Mon., Oct. 12	at Buffalo	21-31	L	ABC	78,576
1981	Mon., Nov. 30	PHILADELPHIA	13-10	W	ABC	67,797
1982	Mon., Nov. 29	at Tampa Bay	17-23	L	ABC	54,854
1982	Mon., Dec. 27	BUFFALO	27-10	W	ABC	73,924
1983	Mon., Sept. 19	at L.A. Raiders	14-27	L	ABC	57,796
1983	Mon., Nov. 28	CINCINNATI	38-14	W	ABC	74,506
1983	Fri., Dec. 16	N.Y. JETS	34-14	W	ABC	59,975
1984	Mon., Sept. 17	at Buffalo	21-17	W	ABC	65,455
1984	Mon., Nov. 26	N.Y. JETS	28-17	W	ABC	74,884
1984	Mon., Dec. 17	DALLAS	28-21	W	ABC	74,139
1985	Mon., Oct. 14	at N.Y. Jets	7-23	L	ABC	73,807
1985	Mon., Dec. 2	CHICAGO	38-24	W	ABC	75,594
1985	Mon., Dec. 16	NEW ENGLAND	30-27	W	ABC	69,489
1986	Mon., Nov. 10	at Cleveland	16-26	L	ABC	77,949
1986	Mon., Nov. 24	N.Y. JETS	45-3	W	ABC	70,206
1986	Mon., Dec. 22	NEW ENGLAND	27-34	L	ABC	74,516
1987	Sun., Nov. 22	at Dallas	20-14	W	ESPN	56,519
1987	Mon., Dec. 7	N.Y. JETS	37-28	W	ABC	62,592
1987	Sun., Dec. 20	WASHINGTON	23-21	W	ESPN	65,715
1987	Mon., Dec. 28	NEW ENGLAND	10-24	L	ABC	61,192
1988	Mon., Nov. 14	BUFFALO	6-31	L	ABC	67,091
1988	Sun., Nov. 20	NEW ENGLAND	3-6	L	ESPN	53,526
1988	Mon., Dec. 12	CLEVELAND	38-31	W	ABC	61,884
1989	Sun., Dec. 10	NEW ENGLAND	31-10	W	ESPN	55,918
1990	Thur., Oct. 18	NEW ENGLAND	17-10	W	TNT	62,630
1990	Mon., Nov. 19	L.A. RAIDERS	10-13	L	ABC	70,553
1990	Sun., Dec. 9	PHILADELPHIA	23-20	W (OT)	ESPN	67,034
1991	Sun., Nov. 10	NEW ENGLAND	30-20	W	ESPN	56,065
1991	Mon., Nov. 18	BUFFALO	27-41	L	ABC	71,062
1991	Mon., Dec. 9	CINCINNATI	37-13	W	ABC	60,616
1992	Mon., Sept 14	at Cleveland	27-23	W	ABC	74,765
1992	Mon., Nov. 16	BUFFALO	20-26	L	ABC	70,629
1992	Mon., Dec. 14	L.A. RAIDERS	20-7	W	ABC	67,098
1992	Sun., Dec. 20	N.Y. JETS	19-17	W	ESPN	68,275
1993	Mon., Oct. 4	WASHINGTON	17-10	W	ABC	68,568
1993	Sun., Oct. 24	INDIANAPOLIS	41-27	W	TNT	57,301
1993	Mon., Dec 13	PITTSBURGH	20-21	L	ABC	70,232
1993	Mon., Dec. 27	at San Diego	20-45	L	ABC	60,311
1994	Sun., Oct. 2	at Cincinnati	23-7	W	TNT	55,056
1994	Sun., Dec. 4	BUFFALO	31-42	L	ESPN	69,358
1994	Mon., Dec. 12	KANSAS CITY	45-28	W	ABC	71,578
1994	Sun., Dec. 25	DETROIT	27-20	W	ESPN	70,980
1995	Mon., Sept. 18	PITTSBURGH	23-10	W	ABC	72,874
1995	Sun., Nov. 5	at San Diego	24-14	W	ESPN	61,996
1995	Mon., Nov. 20	SAN FRANCISCO	20-44	L	ABC	73,080
1995	Mon., Dec. 11	KANSAS CITY	13-6	W	ABC	70,321



PRIME TIME DOLPHINS

YEAR	DATE	OPPONENT	SCORE	W/L	NETWORK	ATTENDANCE
1996	Sun., Sept. 8	at Arizona	38-10	W	TNT	55,444
1996	Mon., Sept. 23	at Indianapolis	6-10	L	ABC	60,891
1996	Mon., Nov. 25	PITTSBURGH	17-24	L	ABC	73,489
1996	Mon., Dec. 16	BUFFALO	16-14	W	ABC	67,016
1997	Sun., Sept. 21	at Tampa Bay	21-31	L	TNT	73,314
1997	Mon., Oct. 27	CHICAGO^	33-36	L (OT)	ABC	73,156
1997	Mon., Nov. 17	BUFFALO	30-13	W	ABC	74,155
1997	Sun., Dec. 7	DETROIT	33-30	W	ESPN	72,266
1997	Mon., Dec. 22	NEW ENGLAND	12-14	L	ABC	74,379
1998	Mon., Oct. 12	at Jacksonville	21-28	L	ABC	74,051
1998	Mon., Nov. 23	at New England	23-26	L	ABC	58,729
1998	Sun., Dec. 13	N.Y. JETS	16-21	L	ESPN	74,369
1998	Mon., Dec. 21	DENVER	31-21	W	ABC	74,363
1999	Mon., Sept. 13	at Denver	38-21	W	ABC	75,623
1999	Mon., Oct. 4	BUFFALO	18-23	L	ABC	74,073
1999	Sun., Nov. 7	TENNESSEE	17-0	W	ESPN	74,109
1999	Mon., Dec. 27	N.Y. JETS	31-38	L	ABC	74,230
2000	Sun., Sept. 17	BALTIMORE	19-6	W	ESPN	73,464
2000	Mon., Oct. 23	at N.Y. Jets	37-40	L (OT)	ABC	78,389
2001	Sun., Sept. 9	at Tennessee	31-23	W	ESPN	68,798
2001	Mon., Dec. 10	INDIANAPOLIS	41-6	W	ABC	73,858
2002	Sun., Oct. 13	at Denver	24-22	W	ESPN	75,941
2002	Mon., Nov. 4	at Green Bay	10-24	L	ABC	63,284
2002	Sun., Nov. 10	at N.Y. Jets	10-13	L	ESPN	78,920
2002	Mon., Dec. 9	CHICAGO	27-9	W	ABC	73,609
2003	Sun., Sept. 21	BUFFALO	17-7	W	ESPN	73,458
2003	Mon., Oct. 27	at San Diego#	26-10	W	ABC	73,014
2003	Sun., Nov. 23	WASHINGTON	24-23	W	ESPN	73,578
2003	Mon., Dec. 15	PHILADELPHIA	27-34	L	ABC	73,780
2004	Sun., Sept. 19	at Cincinnati	13-16	L	ESPN	65,705
2004	Sun., Sept. 26	PITTSBURGH@	3-13	L	CBS	72,225
2004	Mon., Nov. 1	at N.Y. Jets	14-41	L	ABC	78,216
2004	Mon., Dec. 20	NEW ENGLAND	29-28	W	ABC	73,629
2004	Sun., Dec. 26	CLEVELAND	10-7	W	ESPN	73,169
2005	Fri., Oct. 21	KANSAS CITY%	20-30	L	CBS	68,350
2006	Thur., Sept. 7	at Pittsburgh	17-28	L	NBC	64,927
2006	Mon., Dec. 25	N.Y. JETS	10-13	L	ESPN	73,500
2007	Mon., Nov. 26	at Pittsburgh	0-3	L	ESPN	57,704
2009	Mon., Sept. 21	INDIANAPOLIS	23-27	L	ESPN	66,227
2009	Mon., Oct. 12	N.Y. JETS	31-27	W	ESPN	69,767
2009	Thur., Nov. 19	at Carolina	24-17	W	NFLN	73,475
2010	Sun., Sept. 26	N.Y. JETS	23-31	L	NBC	70,481
2010	Mon., Oct. 4	NEW ENGLAND	14-41	L	ESPN	69,090
2010	Thur., Nov. 18	CHICAGO	0-16	L	NFLN	68,752
2011	Mon., Sept. 12	NEW ENGLAND	24-38	L	ESPN	66,860
2011	Mon., Oct. 17	at N.Y. Jets	6-24	L	ESPN	78,912
2012	Thurs., Nov. 11	at Buffalo	14-19	L	NFLN	69,118
2013	Mon., Sept. 30	at New Orleans	17-38	L	ESPN	73,118
2013	Thur., Oct. 31	CINCINNATI	22-20	W (OT)	NFLN	52,388
2013	Mon., Nov. 11	at Tampa Bay	19-22	L	ESPN	64,448
2014	Thurs., Nov. 13	BUFFALO	22-9	W	NFLN	71,573
2014	Mon., Dec. 1	at N.Y. Jets	16-13	W	ESPN	78,160
2015	Thur., Oct. 29	at New England	7-36	L	NFLN	66,829
2015	Mon., Dec. 14	N.Y. Giants	24-31	L	ESPN	65,408
2016	Thur., Sept. 29	at Cincinnati	7-22	L	NFLN	60,834
2016	Sat., Dec. 17	at N.Y. Jets	34-13	W	NFLN	78,160
2017	Thur., Oct. 26	at Baltimore	0-40	L	CBS/NFLN/	70,408
2017	Sun., Nov. 5	OAKLAND	24-27	L	NBC	65,139
2017	Mon., Nov. 13	at Carolina	21-45	L	ESPN	72,790
2017	Mon., Dec. 11	NEW ENGLAND	27-20	W	ESPN	65,548
2018	Thur., Oct. 25	at Houston	23-42	L	FOX/NFLN/	71,726
2019	Mon., Oct. 28	at Pittsburgh	14-27	L	ESPN	59,244
2020	Thur., Sept. 24	at Jacksonville	31-13	W	NFLN	16,563
2020	Sat., Dec. 26	at Las Vegas	26-25	W	NFLN	0
2021	Thur., Nov. 11	BALTIMORE	22-10	W	FOX/NFLN/	65,948
2021	Mon., Dec. 27	at New Orleans	20-3	W	ESPN	69,170
2022	Thur., Sept. 29	at Cincinnati	15-27	L	Prime Video	67,260
2022	Sun., Oct. 23	PITTSBURGH	16-10	W	NBC	66,224



PRIME TIME DOLPHINS

YEAR	DATE	OPPONENT	SCORE	W/L	NETWORK	ATTENDANCE
2022	Sun., Dec. 11	at L.A. Chargers	17-23	L	NBC	70,240
2022	Sat., Dec. 17	at Buffalo	29-32	L	NFLN	70,794
2023	Sun., Sept. 17	at New England	24-17	W	NBC	64,628
2023	Sun., Oct. 22	at Philadelphia	17-31	L	NBC	69,879
2023	Mon., Dec. 11	TENNESSEE	27-28	L	ESPN	66,068
2023	Sun., Jan. 7	BUFFALO	14-21	L	NBC	66,292
2023	Sat., Jan. 13	at Kansas City*	7-26	L	Peacock	71,492
2024	Thur., Sept. 12	BUFFALO	13-31	L	Prime Video	65,601
2024	Mon., Sept. 30	TENNESSEE	12-31	L	ESPN	65,291
2024	Mon., Nov. 11	at L.A. Rams	23-15	W	ESPN	72,474
2024	Thur., Nov. 28	at Green Bay	17-30	L	NBC	77,599

TOTALS: 44-45 Monday Night (34-24 home, 10-21 road)
21-12 Sunday Night (14-7 home, 7-5 road)
8-11 Thursday Night (4-3 home, 2-8 road)
3-3 Other (1-1 home, 2-2 road); 0-1 Playoffs

* Playoff Game

^ Game originally scheduled for Sun., Oct. 26 postponed to Mon., Oct. 27 due to Game 7 of World Series.

Game played at Sun Devil Stadium in Tempe, Ariz. due to California wildfires.

@ Game originally scheduled to start at 1:00 p.m. but moved back to 8:30 p.m. because of Hurricane Jeanne.

% Game originally scheduled for Sunday, Oct. 23 at 1:00 p.m. but moved up to Friday, Oct. 21 at 7:00 p.m. because of the impending arrival of Hurricane Wilma.

DOLPHINS' 10 LARGEST CROWDS

(Regular Season and Postseason games only)

1966-96 = actual attendance

1997-Present = paid attendance

HOME (Modernized Hard Rock Stadium, 2015-22)

ATTENDANCE	DATE	OPPONENT	RESULT	W/L
1. 66,563	11/13/22	Cleveland	39-17	W
2. 66,514	1/9/22	New England	33-24	W
3. 66,429	1/8/23	N.Y. Jets	11-6	W
4. 66,410	12/24/23	Dallas	22-20	W
5. 66,328	12/25/22	Green Bay	20-26	L
6. 66,292	1/7/24	Buffalo	14-21	L
7. 66,224	10/23/22	Pittsburgh	16-10	W
8. 66,206	9/25/22	Buffalo	21-19	W
9. 66,205	11/27/22	Houston	30-15	W
10. 66,163	1/1/17	New England	14-35	L

HOME (Hard Rock Stadium, 1987-14)

ATTENDANCE	DATE	OPPONENT	RESULT	W/L
1. 75,283	10/27/96	Dallas	10-29	L
2. 74,379	12/22/97	New England	12-14	L
3. 74,369	12/13/98	N.Y. Jets	16-21	L
4. 74,363	12/21/98	Denver	31-21	W
5. 74,320	11/19/00	N.Y. Jets	3-20	L
6. 74,307	12/10/00	Tampa Bay	13-16	L
7. 74,295	11/21/99	New England	27-17	W
8. 74,259	11/18/01	N.Y. Jets	0-24	L
9. 74,240	1/4/09	*Baltimore	9-27	L
10. 74,230	12/27/99	N.Y. Jets	31-38	L

HOME (Orange Bowl, 1966-86)

ATTENDANCE	DATE	OPPONENT	RESULT	W/L
1. 78,939	1/2/72	*Baltimore	21-0	W
2. 78,914	11/19/72	N.Y. Jets	28-24	W
3. 78,744	9/22/75	Oakland	21-31	L
4. 78,196	12/24/72	*Cleveland	20-14	W
5. 77,596	10/15/72	San Diego	24-10	W
6. 76,801	11/27/72	St. Louis	31-10	W
7. 76,696	12/16/72	Baltimore	16-0	W
8. 76,029	1/6/85	*Pittsburgh	45-28	W
9. 75,770	12/23/73	*Cincinnati	34-16	W
10. 75,594	12/2/85	Chicago	38-24	W



DOLPHINS' 10 LARGEST CROWDS

ROAD				
ATTENDANCE	DATE	OPPONENT	RESULT	W/L
1. 103,667	1/30/83	**Washington (at Pasadena)	17-27	L
2. 90,163	9/9/07	Washington	13-16 (OT)	L
3. 90,127	9/22/19	Dallas	6-31	L
4. 87,418	11/24/11	Dallas	19-20	L
5. 85,462	1/14/73	**Washington (at L.A.)	14-7	W
6. 84,059	1/20/85	**San Francisco (at Stanford)	16-38	L
7. 83,483	11/20/16	Los Angeles	14-10	W
8. 83,436	9/28/14	Oakland (at London, Eng.)	38-14	W
9. 82,500	10/9/22	N.Y. Jets	17-40	L
10. 80,591	1/16/72	**Dallas (at New Orleans)	3-24	L

* Playoff Game ** Super Bowl

NOTE: 81,176 saw the Dolphins and Giants play on October 28, 2007 at London's Wembley Stadium, which was designated as a Dolphins home game. 83,986 saw the Dolphins and Jets play on October 4, 2015 at London's Wembley Stadium, which was designated as a Dolphins home game. 84,423 saw the Dolphins and Saints play on October 1, 2017 at London's Wembley Stadium, which was designated as a Dolphins home game.

The largest attendance for a Dolphins game was 104,629 for a preseason game against Denver in Mexico City on Aug. 4, 1997.

DOLPHINS' COLDEST/WARMEST GAMES

COLDEST GAMES				
DATE	TEAM	W/L	SCORE	CONDITIONS
1/13/24	*at Kansas City	L	7-26	-4°, clear
12/21/08	at Kansas City	W	38-31	10°, sunny
12/11/77	at New England	L	10-14	14°, clear
1/8/17	*at Pittsburgh	L	12-30	17°, partly cloudy
12/12/82	at New England	L	0-3	22°, snowy
12/17/17	at Buffalo	L	16-24	22°, mostly cloudy
12/8/85	at Green Bay	W	34-24	23°, cloudy
12/18/88	at Pittsburgh	L	24-40	23°, overcast, light snow
12/3/89	at Kansas City	L	21-26	23°, clear
12/27/92	at New England (OT)	W	16-13	23°, clear

* Playoff Game


NOTE: Coldest game in Miami was 12/24/89 vs. Kansas City (27-24 win by Chiefs): 40° and clear.

WARMEST GAMES				
DATE	TEAM	W/L	SCORE	CONDITIONS
9/8/96	at Arizona	W	38-10	101°, night and dry
10/9/88	at L.A. Raiders	W	24-14	96°, clear and dry
9/3/95	N.Y. JETS	W	52-14	94°, mostly sunny
10/9/66	at Oakland	L	10-21	93°, sunny
8/19/83	**at Washington	W	38-7	93°, fair and muggy
9/1/96	NEW ENGLAND	W	24-10	93°, mostly sunny
9/11/22	NEW ENGLAND	W	20-7	92°, partly cloudy
9/17/72	at Kansas City	W	20-10	91°, sunny
9/24/89	N.Y. JETS	L	33-40	91°, partly sunny
9/18/95	PITTSBURGH	W	23-10	91°, partly cloudy
9/8/19	BALTIMORE	L	10-59	91°, mostly cloudy
9/8/24	JACKSONVILLE	W	20-17	91°, partly cloudy
9/28/80	NEW ORLEANS	W	21-16	90°, partly cloudy
9/4/83	at Buffalo	W	12-0	90°, sunny
9/14/86	INDIANAPOLIS	W	30-10	90°, sunny
8/17/17	**BALTIMORE	L	7-31	90°, partly cloudy
9/23/18	OAKLAND	W	28-20	90°, partly cloudy
9/20/20	BUFFALO	L	28-31	90°, cloudy

** Preseason Game




DOLPHINS IN THE HALL OF FAME



DON SHULA
Coach • Inducted: 1997




NICK BUONICONTI
LB • Inducted: 2001



LARRY CSONKA
FB • Inducted: 1987



BOB GRIESE
QB • Inducted: 1990



JIM LANGER
C • Inducted: 1987



LARRY LITTLE
G • Inducted: 1993



DAN MARINO
QB • Inducted: 2005



DWIGHT STEPHENSON
C • Inducted: 1998



JASON TAYLOR
DE • Inducted: 2017



ZACH THOMAS
LB • Inducted: 2023



PAUL WARFIELD
WR • Inducted: 1983

OTHER DOLPHINS HALL OF FAMERS



BOBBY BEATHARD
Coach/Exec • Inducted: 2018



CRIS CARTER
WR • Inducted: 2013



JIMMY JOHNSON
Coach/Exec • Inducted: 2020



BILL PARCELLS
Coach/Exec • Inducted: 2013



JUNIOR SEAU
LB • Inducted: 2015



THURMAN THOMAS
RB • Inducted: 2007



GEORGE YOUNG
Coach/Exec • Inducted: 2020

DOLPHINS RETIRED JERSEYS

12

BOB GRIESE

13

DAN MARINO

39

LARRY CSONKA