

2020



NEW ENGLAND PATRIOTS GAME RELEASE



NEW ENGLAND PATRIOTS vs. BALTIMORE RAVENS

REGULAR SEASON WEEK 10



NEW ENGLAND PATRIOTS

GAME RELEASE

REGULAR SEASON WEEK 10

NEW ENGLAND PATRIOTS vs. BALTIMORE RAVENS



TABLE OF CONTENTS

TEAM INFORMATION

| | |
|--|----|
| Game Summary | 3 |
| Broadcast Information..... | 3 |
| Media Schedule | 3 |
| 2020 Patriots Schedule..... | 3 |
| 2020 AFC East Standings..... | 3 |
| 2020 Regular-Season Statistics | 4 |
| 2020 Player Participation | 6 |
| 2020 Game-By-Game Starters & Inactives | 7 |
| Rosters & Depth Chart..... | 8 |
| Matchup Notes | 15 |
| What to Look for This Week | 18 |
| Week 8 Recap..... | 20 |
| Projected Contributors | 22 |

INDIVIDUAL AND TEAM NOTES

| | |
|---------------------------------|----|
| Robert Kraft | 25 |
| 2020 Points of Interest..... | 28 |
| Patriots Team Notes | 29 |
| Home Dominance | 34 |
| Inside the Numbers | 35 |
| Bill Belichick | 36 |
| Patriots Offensive Notes | 40 |
| Patriots Defensive Notes..... | 48 |
| Patriots Playoff Notes..... | 51 |
| Patriots Reference Notes | 55 |
| Patriots Football Network | 57 |



NEW ENGLAND PATRIOTS

GAME RELEASE

REGULAR SEASON WEEK 10

NEW ENGLAND PATRIOTS vs. BALTIMORE RAVENS



MEDIA SCHEDULE

ALL TIMES ARE APPROXIMATE

WEDNESDAY, NOVEMBER 11

- 8:30 a.m.** Patriots head coach Bill Belichick video conference
- 12:35 p.m.** Pre-approved Tier 3OA media access at practice
- 4:30 p.m.** Patriots player availability via video conference

THURSDAY, NOVEMBER 12

- 12:35 p.m.** Pre-approved Tier 3OA media access at practice
- 4:30 p.m.** Patriots player availability via video conference

FRIDAY, NOVEMBER 13

- 8:45 a.m.** Patriots head coach Bill Belichick video conference
- 12:35 p.m.** Pre-approved Tier 3OA media access at practice
- 4:30 p.m.** Patriots player availability via video conference

SATURDAY, NOVEMBER 14

No Media Availability

SUNDAY, NOVEMBER 15

8:20 p.m. - Patriots vs. Baltimore Ravens

2020 PATRIOTS SCHEDULE

REGULAR SEASON (3-5)

| | | | | |
|-----------------|----|---------------|-----------|----------|
| Sun., Sept. 13 | | Miami | 21-11 | W |
| Sun., Sept. 20 | at | Seattle | 30-35 | L |
| Sun., Sept. 27 | | Las Vegas | 36-20 | W |
| Mon., Oct. 5 | at | Kansas City | 10-26 | L |
| Sun., Oct. 11 | | Bye Week | | |
| Sun., Oct. 18 | | Denver | 12-18 | L |
| Sun., Oct. 25 | | San Francisco | 6-33 | L |
| Sun., Nov. 1 | at | Buffalo | 21-24 | L |
| Mon., Nov. 9 | at | N.Y. Jets | 30-27 | W |
| Sun., Nov. 15 | | Baltimore | 8:20 p.m. | NBC |
| Sun., Nov. 22 | at | Houston | 1:00 p.m. | CBS* |
| Sun., Nov. 29 | | Arizona | 1:00 p.m. | FOX* |
| Sun., Dec. 6 | at | L.A. Chargers | 4:25 p.m. | CBS* |
| Thurs., Dec. 10 | at | L.A. Rams | 8:20 p.m. | FOX/NFLN |
| Sun., Dec. 20 | at | Miami | 1:00 p.m. | CBS* |
| Mon., Dec. 28 | | Buffalo | 8:15 p.m. | ESPN |
| Sun., Jan. 3 | | N.Y. Jets | 1:00 p.m. | CBS* |

*Game time and network subject to change

2020 AFC EAST FINAL STANDINGS

| TEAM | W | L | T | PCT. | PF | PA |
|--------------------|----------|----------|----------|-------------|------------|------------|
| Buffalo Bills | 7 | 2 | 0 | .778 | 242 | 233 |
| Miami Dolphins | 5 | 3 | 0 | .625 | 222 | 161 |
| NEW ENGLAND | 3 | 5 | 0 | .375 | 166 | 194 |
| New York Jets | 0 | 9 | 0 | .000 | 121 | 268 |

GAME SUMMARY

NEW ENGLAND PATRIOTS (3-5) VS. BALTIMORE RAVENS (6-2)

Sunday, November 15, 2020 • Gillette Stadium • 8:20 p.m. ET

The New England Patriots will play in primetime for the second straight week when they return to the confines of Gillette Stadium to face the Baltimore Ravens on Sunday Night Football following consecutive road games.

This game marks the second straight season that the two teams will play on Sunday night. Last season, the Patriots were 8-0 when they traveled to face the Ravens in Baltimore and suffered their first defeat of the season in a 37-20 decision.

BROADCAST INFORMATION

TELEVISION: This week's game will be broadcast by **NBC** and can be seen locally on **NBC 10 Boston**. **Al Michaels** will handle play-by-play duties with **Cris Collinsworth** as the color analyst. **Michele Tafoya** will work from the sidelines. The game will be produced by **Fred Gaudelli** and directed by **Drew Esocoff**.

NATIONAL RADIO: Sunday's game will be broadcast to a national audience on **Westwood One**. **Bob Wischusen** will call the game with **Al Groh** providing analysis.

LOCAL RADIO: **98.5 The Sports Hub** is the flagship station for the **Patriots Radio Network**. A complete listing of the network's 35 stations can be found in this press release. Play-by-play broadcaster **Bob Socci** will call the action along with former Patriots quarterback **Scott Zolak**, who will provide color analysis. The games are produced by **Marc Cappello**.

ACTION JACKSON

J.C. Jackson recorded three interceptions as an undrafted rookie in 2018, five interceptions last year, and leads the NFL in 2020 with five interceptions. His 13 interceptions since the start of the 2018 season are the most in the NFL.

MOST INTERCEPTIONS SINCE 2018

| Player | Team | Interceptions |
|----------------------|-------------------|---------------|
| J.C. Jackson..... | New England | 13 |
| Xavier Howard..... | Miami | 12 |
| Kyle Fuller..... | Chicago | 11 |
| Damonte Kazee..... | Atlanta | 10 |
| Donte Jackson..... | Carolina | 10 |
| Justin Simmons | Denver | 10 |

WEEK 10 HIGHLIGHTS

PAGE 15: New England Patriots vs. Baltimore matchup notes

PAGE 18: What to look for in this week's game

PAGE 22: Projected Contributors

PAGE 29: Patriots 2020 team notes

MEDIA CONTACTS

Stacey James, Vice President of Media Relations, staceyj@patriots.com, 508-326-6868

Aaron Salkin, Director of Media Relations, aarons@patriots.com, 508-326-6870

Michael Jurovaty, Asst. Director of Media Relations, mjurovaty@patriots.com, 508-326-6187

Anne Noland, Communications Strategist, annen@patriots.com, 508-431-7773



2020 REGULAR SEASON OFFENSIVE STATISTICS

WON 3, LOST 5

| | | |
|---------------|------------------|--------|
| 09/13 W 21-11 | Miami | |
| 09/20 L 30-35 | at Seattle | |
| 09/27 W 36-20 | Las Vegas | |
| 10/05 L 10-26 | at Kansas City | 12,729 |
| 10/18 L 12-18 | Denver | |
| 10/25 L 6-33 | San Francisco | |
| 11/01 L 21-24 | at Buffalo | |
| 11/09 W 30-27 | at N.Y. Jets | |
| 11/15 | Baltimore | |
| 11/22 | at Houston | |
| 11/29 | Arizona | |
| 12/06 | at L.A. Chargers | |
| 12/10 | at L.A. Rams | |
| 12/20 | at Miami | |
| 12/28 | Buffalo | |
| 01/03 | N.Y. Jets | |

| | | |
|--------------------|---------|---------|
| | N.E. | Opp. |
| TOTAL FIRST DOWNS | 185 | 164 |
| Rushing | 80 | 66 |
| Passing | 90 | 86 |
| Penalty | 15 | 12 |
| 3rd Down: Made/Att | 39/91 | 34/82 |
| 3rd Down Pct. | 42.9 | 41.5 |
| 4th Down: Made/Att | 6/9 | 0/0 |
| 4th Down Pct. | 66.7 | 0.0 |
| POSSESSION AVG. | 30:49 | 29:11 |
| TOTAL NET YARDS | 2895 | 2823 |
| Avg. Per Game | 361.9 | 352.9 |
| Total Plays | 517 | 456 |
| Avg. Per Play | 5.6 | 6.2 |
| NET YARDS RUSHING | 1277 | 1048 |
| Avg. Per Game | 159.6 | 131.0 |
| Total Rushes | 262 | 234 |
| NET YARDS PASSING | 1618 | 1775 |
| Avg. Per Game | 202.3 | 221.9 |
| Sacked/Yards Lost | 15/91 | 11/83 |
| Gross Yards | 1709 | 1858 |
| Att./Completions | 240/158 | 211/143 |
| Completion Pct. | 65.8 | 67.8 |
| Had Intercepted | 11 | 10 |
| PUNTS/AVERAGE | 20/47.6 | 22/48.1 |
| NET PUNTING AVG. | 20/45.7 | 22/43.6 |
| PENALTIES/YARDS | 26/285 | 40/328 |
| FUMBLES/BALL LOST | 11/4 | 7/4 |
| TOUCHDOWNS | 18 | 21 |
| Rushing | 13 | 8 |
| Passing | 3 | 12 |
| Returns | 2 | 1 |

| * SCORE BY PERIODS | Q1 | Q2 | Q3 | Q4 | OT | PTS |
|--------------------|----|----|----|----|----|-----|
| TEAM | 14 | 45 | 38 | 69 | 0 | 166 |
| OPPONENTS | 39 | 56 | 48 | 51 | 0 | 194 |

| * SCORING | TD-Ru | Pa | Rt | K-PAT | FG | S | PTS |
|-------------|-------|----|----|-------|-------|-------|-------|
| Folk | 0 | 0 | 0 | 0 | 14/15 | 14/16 | 0 56 |
| Newton | 8 | 8 | 0 | 0 | | | 0 48 |
| Burkhead | 4 | 3 | 1 | 0 | | | 0 24 |
| Harris | 1 | 1 | 0 | 0 | | | 0 6 |
| Harry | 1 | 0 | 1 | 0 | | | 0 6 |
| Johnson | 1 | 0 | 1 | 0 | | | 0 6 |
| D. McCourty | 1 | 0 | 0 | 1 | | | 0 6 |
| Michel | 1 | 1 | 0 | 0 | | | 0 6 |
| Wise | 1 | 0 | 0 | 1 | | | 0 6 |
| Meyers | 0 | 0 | 0 | 0 | | | 0 2 |
| TEAM | 18 | 13 | 3 | 2 | 14/15 | 14/16 | 0 166 |
| OPPONENTS | 21 | 8 | 12 | 1 | 18/20 | 16/17 | 0 194 |

2-Pt Conv: Meyers, TM 1-3, OPP 1-1

| * PASSING | Att | Cmp | Yds | Cmp% | Yds/Att | TD | TD% | Int | Int% | Long | Sack/Lost | Rating |
|-----------|-----|-----|------|-------|---------|----|-----|-----|------|------|-----------|--------|
| Newton | 191 | 130 | 1417 | 68.1 | 7.42 | 2 | 1.0 | 7 | 3.7 | 49 | 12/ 66 | 77.9 |
| Hoyer | 24 | 15 | 130 | 62.5 | 5.42 | 0 | 0.0 | 1 | 4.2 | 25 | 2/ 18 | 59.4 |
| Stidham | 23 | 11 | 124 | 47.8 | 5.39 | 1 | 4.3 | 3 | 13.0 | 30 | 1/ 7 | 39.3 |
| Edelman | 2 | 2 | 38 | 100.0 | 19.00 | 0 | 0.0 | 0 | 0.0 | 22 | 0/ 0 | 118.8 |
| TEAM | 240 | 158 | 1709 | 65.8 | 7.12 | 3 | 1.3 | 11 | 4.6 | 49 | 15/ 91 | 71.7 |
| OPPONENTS | 211 | 143 | 1858 | 67.8 | 8.81 | 12 | 5.7 | 10 | 4.7 | 54t | 11/ 83 | 94.5 |

| * RUSHING | No. | Yds | Avg | Long | TD |
|-----------|-----|------|------|------|----|
| Harris | 63 | 350 | 5.6 | 41 | 1 |
| Newton | 69 | 314 | 4.6 | 38 | 8 |
| Burkhead | 57 | 236 | 4.1 | 18 | 3 |
| Michel | 26 | 173 | 6.7 | 48 | 1 |
| Taylor | 16 | 70 | 4.4 | 11 | 0 |
| White | 16 | 51 | 3.2 | 10 | 0 |
| Edelman | 2 | 22 | 11.0 | 23 | 0 |
| Olszewski | 4 | 22 | 5.5 | 12 | 0 |
| Zuber | 2 | 21 | 10.5 | 13 | 0 |
| Hoyer | 1 | 8 | 8.0 | 8 | 0 |
| Stidham | 4 | 6 | 1.5 | 6 | 0 |
| Harry | 1 | 2 | 2.0 | 2 | 0 |
| Meyers | 1 | 2 | 2.0 | 2 | 0 |
| TEAM | 262 | 1277 | 4.9 | 48 | 13 |
| OPPONENTS | 234 | 1048 | 4.5 | 23 | 8 |

| * RECEIVING | No. | Yds | Avg | Long | TD |
|-------------|-----|------|------|------|----|
| Byrd | 26 | 337 | 13.0 | 31 | 0 |
| White | 25 | 195 | 7.8 | 28 | 0 |
| Meyers | 23 | 294 | 12.8 | 33 | 0 |
| Edelman | 21 | 315 | 15.0 | 49 | 0 |
| Harry | 19 | 172 | 9.1 | 27 | 1 |
| Burkhead | 19 | 152 | 8.0 | 19 | 1 |
| Ford LG | 18 | 184 | 10.2 | 17 | 0 |
| Izzo | 9 | 114 | 12.7 | 25 | 0 |
| Johnson | 5 | 14 | 2.8 | 6 | 1 |
| Zuber | 2 | 29 | 14.5 | 16 | 0 |
| Harris | 2 | 26 | 13.0 | 14 | 0 |
| Michel | 2 | 23 | 11.5 | 14 | 0 |
| Olszewski | 2 | 10 | 5.0 | 11 | 0 |
| Newton | 1 | 16 | 16.0 | 16 | 0 |
| Keene | 1 | 8 | 8.0 | 8 | 0 |
| Taylor | 1 | 4 | 4.0 | 4 | 0 |
| TEAM | 158 | 1709 | 10.8 | 49 | 3 |
| OPPONENTS | 143 | 1858 | 13.0 | 54t | 12 |

| * INTERCEPTIONS | No. | Yds | Avg | Long | TD |
|-----------------|-----|-----|------|------|----|
| J. Jackson | 5 | 55 | 11.0 | 30 | 0 |
| D. McCourty | 2 | 62 | 31.0 | 43t | 1 |
| Gilmore | 1 | 15 | 15.0 | 15 | 0 |
| Phillips | 1 | 5 | 5.0 | 5 | 0 |
| Jones | 1 | 0 | 0.0 | 0 | 0 |
| TEAM | 10 | 137 | 13.7 | 43t | 1 |
| OPPONENTS | 11 | 163 | 14.8 | 51 | 1 |

| * PUNTING | No. | Yds | Avg | Net | TB | In | Lg | B |
|-----------|-----|------|------|------|----|----|----|---|
| Bailey | 20 | 951 | 47.6 | 45.7 | 1 | 13 | 64 | 0 |
| TEAM | 20 | 951 | 47.6 | 45.7 | 1 | 13 | 64 | 0 |
| OPPONENTS | 22 | 1058 | 48.1 | 43.6 | 3 | 9 | 65 | 0 |

| * PUNT RETURNS | Ret | FC | Yds | Avg | Long | TD |
|----------------|-----|----|-----|------|------|----|
| Byrd | 2 | 5 | 0 | 0.0 | 0 | 0 |
| Olszewski | 2 | 4 | 27 | 13.5 | 15 | 0 |
| Taylor | 1 | 0 | 11 | 11.0 | 11 | 0 |
| TEAM | 5 | 9 | 38 | 7.6 | 15 | 0 |
| OPPONENTS | 4 | 8 | 17 | 4.3 | 20 | 0 |

| * KICKOFF RETURNS | No. | Yds | Avg | Long | TD |
|-------------------|-----|-----|------|------|----|
| Olszewski | 16 | 385 | 24.1 | 33 | 0 |
| Taylor | 3 | 69 | 23.0 | 28 | 0 |
| Dugger | 2 | 47 | 23.5 | 30 | 0 |
| TEAM | 21 | 501 | 23.9 | 33 | 0 |
| OPPONENTS | 15 | 326 | 21.7 | 44 | 0 |

| * FIELD GOALS | 1-19 | 20-29 | 30-39 | 40-49 | 50+ |
|---------------|------|-------|-------|-------|------|
| Folk | 0/ 0 | 3/ 3 | 4/ 4 | 6/ 7 | 1/ 2 |
| TEAM | 0/ 0 | 3/ 3 | 4/ 4 | 6/ 7 | 1/ 2 |
| OPPONENTS | 0/ 0 | 6/ 6 | 3/ 3 | 4/ 5 | 3/ 3 |

Folk: (45N) (51N,25G) (33G,23G,32G) (43G) (41G,38G) (40G,41G) (43G,33G) (45G,29G,51G)



2020 REGULAR SEASON DEFENSIVE STATISTICS

| PLAYER Name | TACKLES | | | SACKS | | | INTERCEPTIONS | | | | FUMBLES | | | | SP. TEAMS | | | | |
|-------------------|------------|------------|------------|-------------|-------------|-----------|---------------|------------|----------|-----------|----------|----------|----------|----------|-----------|-----------|-----------|----------|----------|
| | TT | UT | A | S | Yds | QH | Int | Yds | TD | PD | FF | FR | Yds | TD | TT | UT | A | FF | FR |
| Adrian Phillips | 53 | 34 | 19 | 0.0 | 0.0 | 0 | 1 | 5 | 0 | 1 | 0 | 0 | 0 | 0 | 2 | 2 | 0 | 0 | 0 |
| Ja'Whaun Bentley | 43 | 28 | 15 | 1.5 | 11.0 | 3 | 0 | 0 | 0 | 2 | 0 | 0 | 0 | 0 | 0 | 0 | 0 | 0 | 0 |
| Jonathan Jones | 41 | 35 | 6 | 0.0 | 0.0 | 1 | 1 | 0 | 0 | 5 | 0 | 0 | 0 | 0 | 1 | 0 | 1 | 0 | 0 |
| Devin McCourty | 33 | 22 | 11 | 0.0 | 0.0 | 0 | 2 | 62 | 1 | 5 | 0 | 0 | 0 | 0 | 0 | 0 | 0 | 0 | 0 |
| John Simon | 29 | 18 | 11 | 1.0 | 13.0 | 3 | 0 | 0 | 0 | 1 | 0 | 0 | 0 | 0 | 0 | 0 | 0 | 0 | 0 |
| Deatrich Wise Jr. | 27 | 13 | 14 | 1.5 | 8.0 | 5 | 0 | 0 | 0 | 0 | 0 | 1 | 0 | 1 | 0 | 0 | 0 | 0 | 0 |
| Jason McCourty | 25 | 18 | 7 | 0.0 | 0.0 | 0 | 0 | 0 | 0 | 1 | 0 | 0 | 0 | 0 | 0 | 0 | 0 | 0 | 0 |
| Lawrence Guy | 21 | 13 | 8 | 1.0 | 7.0 | 5 | 0 | 0 | 0 | 0 | 0 | 1 | 0 | 0 | 0 | 0 | 0 | 0 | 0 |
| Stephon Gilmore | 20 | 15 | 5 | 0.0 | 0.0 | 0 | 1 | 15 | 0 | 2 | 1 | 0 | 0 | 0 | 0 | 0 | 0 | 0 | 0 |
| J.C. Jackson | 20 | 17 | 3 | 0.0 | 0.0 | 0 | 5 | 55 | 0 | 10 | 0 | 2 | 0 | 0 | 0 | 0 | 0 | 0 | 0 |
| Chase Winovich | 19 | 12 | 7 | 2.5 | 14.0 | 6 | 0 | 0 | 0 | 0 | 1 | 0 | 0 | 0 | 2 | 1 | 0 | 0 | 0 |
| Kyle Dugger | 16 | 11 | 5 | 0.0 | 0.0 | 0 | 0 | 0 | 0 | 0 | 0 | 0 | 0 | 0 | 1 | 1 | 0 | 0 | 0 |
| Terrance Brooks | 16 | 13 | 3 | 0.0 | 0.0 | 1 | 0 | 0 | 0 | 0 | 0 | 0 | 0 | 0 | 2 | 0 | 2 | 0 | 0 |
| Byron Cowart | 15 | 8 | 7 | 0.0 | 0.0 | 1 | 0 | 0 | 0 | 0 | 0 | 0 | 0 | 0 | 0 | 0 | 0 | 0 | 0 |
| Shilique Calhoun | 14 | 9 | 5 | 2.0 | 20.0 | 2 | 0 | 0 | 0 | 0 | 2 | 0 | 0 | 0 | 0 | 0 | 0 | 0 | 0 |
| Anfernee Jennings | 12 | 6 | 6 | 0.0 | 0.0 | 0 | 0 | 0 | 0 | 0 | 0 | 0 | 0 | 0 | 0 | 0 | 0 | 0 | 0 |
| Brandon Copeland | 10 | 5 | 5 | 0.0 | 0.0 | 0 | 0 | 0 | 0 | 0 | 0 | 0 | 0 | 0 | 2 | 1 | 1 | 0 | 0 |
| Adam Butler | 10 | 4 | 6 | 0.0 | 0.0 | 1 | 0 | 0 | 0 | 0 | 0 | 0 | 0 | 0 | 0 | 0 | 0 | 0 | 0 |
| Nick Thurman | 7 | 5 | 2 | 0.0 | 0.0 | 0 | 0 | 0 | 0 | 0 | 0 | 0 | 0 | 0 | 0 | 0 | 0 | 0 | 0 |
| Terez Hall | 6 | 1 | 5 | 0.0 | 0.0 | 0 | 0 | 0 | 0 | 0 | 0 | 0 | 0 | 0 | 0 | 0 | 0 | 0 | 0 |
| Tashawn Bower | 5 | 4 | 1 | 0.0 | 0.0 | 0 | 0 | 0 | 0 | 0 | 0 | 0 | 0 | 0 | 0 | 0 | 0 | 0 | 0 |
| Derek Rivers | 4 | 1 | 3 | 1.5 | 10.0 | 4 | 0 | 0 | 0 | 0 | 0 | 0 | 0 | 0 | 0 | 0 | 0 | 0 | 0 |
| Joejuan Williams | 4 | 3 | 1 | 0.0 | 0.0 | 0 | 0 | 0 | 0 | 1 | 0 | 0 | 0 | 0 | 1 | 1 | 0 | 0 | 0 |
| Xavier Williams | 2 | 1 | 1 | 0.0 | 0.0 | 0 | 0 | 0 | 0 | 0 | 0 | 0 | 0 | 0 | 0 | 0 | 0 | 0 | 0 |
| Josh Uche | 1 | 1 | 0 | 0.0 | 0.0 | 1 | 0 | 0 | 0 | 0 | 0 | 0 | 0 | 0 | 0 | 0 | 0 | 0 | 0 |
| Carl Davis | 1 | 1 | 0 | 0.0 | 0.0 | 0 | 0 | 0 | 0 | 0 | 0 | 0 | 0 | 0 | 0 | 0 | 0 | 0 | 0 |
| Gunner Olszewski | 0 | 0 | 0 | 0.0 | 0.0 | 0 | 0 | 0 | 0 | 0 | 0 | 0 | 0 | 0 | 1 | 1 | 0 | 0 | 0 |
| Jake Bailey | 0 | 0 | 0 | 0.0 | 0.0 | 0 | 0 | 0 | 0 | 0 | 0 | 0 | 0 | 0 | 1 | 1 | 0 | 0 | 0 |
| Matthew Slater | 0 | 0 | 0 | 0.0 | 0.0 | 0 | 0 | 0 | 0 | 0 | 0 | 0 | 0 | 0 | 3 | 1 | 2 | 0 | 0 |
| Justin Bethel | 0 | 0 | 0 | 0.0 | 0.0 | 0 | 0 | 0 | 0 | 0 | 0 | 0 | 0 | 0 | 4 | 4 | 0 | 0 | 0 |
| Myles Bryant | 0 | 0 | 0 | 0.0 | 0.0 | 0 | 0 | 0 | 0 | 0 | 0 | 0 | 0 | 0 | 1 | 0 | 1 | 0 | 0 |
| Cody Davis | 0 | 0 | 0 | 0.0 | 0.0 | 0 | 0 | 0 | 0 | 0 | 0 | 0 | 0 | 0 | 4 | 1 | 3 | 0 | 0 |
| TOTALS | 454 | 298 | 156 | 11.0 | 83.0 | 33 | 10 | 137 | 1 | 28 | 4 | 4 | 0 | 1 | 25 | 14 | 10 | 0 | 0 |

| FUMBLES - LOST (11-4) | | | | |
|-----------------------|-----------|----------|----------|----------|
| No. | Own | | | O.B. |
| | Lost | Rec | O.B. | |
| Damiere Byrd | 2 | 0 | 0 | 1 |
| N'Keal Harry | 1 | 1 | 0 | 1 |
| Brian Hoyer | 1 | 1 | 0 | 0 |
| Ryan Izzo | 1 | 1 | 0 | 0 |
| J.C. Jackson | 0 | 0 | 1 | 0 |
| Jakob Johnson | 1 | 0 | 0 | 0 |
| Shaq Mason | 0 | 0 | 1 | 0 |
| Cam Newton | 3 | 1 | 1 | 0 |
| Gunner Olszewski | 1 | 0 | 1 | 0 |
| Mike Onwenu | 0 | 0 | 1 | 0 |
| James White | 1 | 0 | 0 | 0 |
| Isaiah Wynn | 0 | 0 | 1 | 0 |
| TOTALS | 11 | 4 | 5 | 2 |

| KEY | |
|-----------------------|--------------------------------------|
| TT-Total Tackles | Int/Yds-Interceptions/Yards Returned |
| UT-Unassisted Tackles | PD-Passes Defensed |
| A-Assisted Tackles | FF-Forced Fumbles |

| BLOCKED KICKS | | | |
|---------------|----------|----------|----------|
| | XP | FG | P |
| Justin Bethel | 1 | 0 | 0 |
| Totals | 1 | 0 | 0 |

| MISC. OFFENSIVE STATS | | | | |
|-----------------------|-----------|----------|----------|----------|
| | Tkl | Ast | FF | FR |
| Damiere Byrd | 1 | 0 | 0 | 0 |
| Julian Edelman | 1 | 1 | 0 | 0 |
| N'Keal Harry | 1 | 0 | 0 | 0 |
| Justin Herron | 1 | 0 | 0 | 0 |
| Ryan Izzo | 1 | 0 | 0 | 0 |
| Dalton Keene | 1 | 0 | 0 | 0 |
| Shaq Mason | 1 | 0 | 0 | 0 |
| Jakobi Meyers | 2 | 0 | 0 | 0 |
| James White | 1 | 0 | 0 | 0 |
| Isaiah Zuber | 0 | 1 | 0 | 0 |
| TOTALS | 10 | 2 | 0 | 0 |



NEW ENGLAND PATRIOTS 2020 STATS PACK

PATRIOTS PARTICIPATION

| | Regular Season | | | | | | | | | | | | | | | | | | | | |
|---------------------|----------------|-----|-----|-----|-----|--------|-----|-------|-----|-----|--------|--------|-----|--------|-----|--------|--------|--------|-----|-----|--|
| Player | GP | GS | DNP | INA | MIA | at SEA | LAV | at KC | DEN | SF | at BUF | at NYJ | BAL | at HOU | ARZ | at LAC | at LAR | at MIA | BUF | NYJ | |
| Andrews, David | 5 | 5 | 0 | 0 | C | C | | | | C | C | C | | | | | | | | | |
| Asiasi, Devin | 5 | 0 | 0 | 2 | sub | sub | sub | sub | sub | X | X | | | | | | | | | | |
| Bailey, Jake | 8 | 0 | 0 | 0 | sub | sub | sub | sub | sub | sub | sub | sub | | | | | | | | | |
| Benenoch, Caleb | 0 | 0 | 1 | 0 | | | | | dnp | | | | | | | | | | | | |
| Bentley, Ja'Whaun | 7 | 7 | 0 | 1 | LB | LB | LB | LB | LB | LB | LB | X | | | | | | | | | |
| Berry, Rashod | 1 | 0 | 0 | 0 | | | | | sub | | | | | | | | | | | | |
| Bethel, Justin | 8 | 0 | 0 | 0 | sub | sub | sub | sub | sub | sub | sub | sub | | | | | | | | | |
| Bower, Tashawn | 3 | 1 | 0 | 0 | | | | | | sub | sub | LB | | | | | | | | | |
| Brooks, Terrence | 8 | 2 | 0 | 0 | sub | sub | sub | sub | sub | sub | DB | DB | | | | | | | | | |
| Bryant, Myles | 2 | 0 | 0 | 5 | | X | X | X | X | X | sub | sub | | | | | | | | | |
| Burkhead, Rex | 8 | 0 | 0 | 0 | sub | sub | sub | sub | sub | sub | sub | sub | | | | | | | | | |
| Butler, Adam | 8 | 1 | 0 | 0 | sub | sub | sub | sub | DT | sub | sub | sub | | | | | | | | | |
| Byrd, Damiere | 8 | 6 | 0 | 0 | WR | sub | WR | WR | WR | sub | WR | WR | | | | | | | | | |
| Calhoun, Shilique | 8 | 0 | 0 | 0 | sub | sub | sub | sub | sub | sub | sub | sub | | | | | | | | | |
| Cardona, Joe | 8 | 0 | 0 | 0 | sub | sub | sub | sub | sub | sub | sub | sub | | | | | | | | | |
| Copeland, Brandon | 6 | 4 | 0 | 0 | LB | LB | LB | sub | sub | LB | | | | | | | | | | | |
| Cowart, Byron | 7 | 7 | 0 | 0 | DT | DT | DT | DT | | DT | DT | DT | | | | | | | | | |
| Cunningham, Korey | 3 | 0 | 2 | 3 | X | X | X | dnp | sub | dnp | sub | sub | | | | | | | | | |
| Davis, Carl | 1 | 0 | 0 | 3 | | | | | X | X | X | sub | | | | | | | | | |
| Davis, Cody | 5 | 0 | 0 | 0 | sub | sub | sub | | | | sub | sub | | | | | | | | | |
| Dugger, Kyle | 6 | 0 | 0 | 2 | sub | sub | sub | sub | sub | X | X | sub | | | | | | | | | |
| Edelman, Julian | 6 | 1 | 0 | 0 | sub | sub | sub | sub | sub | WR | | | | | | | | | | | |
| Eluemunor, Jermaine | 4 | 4 | 1 | 0 | RT | RT | RT | dnp | RT | | | | | | | | | | | | |
| Ferentz, James | 2 | 1 | 2 | 0 | | | dnp | C | | | dnp | sub | | | | | | | | | |
| Folk, Nick | 8 | 0 | 0 | 0 | sub | sub | sub | sub | sub | sub | sub | sub | | | | | | | | | |
| Froholdt, Hjalte | 8 | 0 | 0 | 0 | sub | sub | sub | sub | sub | sub | sub | sub | | | | | | | | | |
| Gilmore, Stephon | 6 | 6 | 0 | 2 | RCB | RCB | RCB | RCB | RCB | RCB | X | X | | | | | | | | | |
| Guy, Lawrence | 7 | 7 | 0 | 1 | DT | DT | DT | DT | DT | DT | DT | X | | | | | | | | | |
| Hall, Terez | 1 | 1 | 0 | 0 | | | | | | | | LB | | | | | | | | | |
| Harris, Damien | 5 | 5 | 0 | 0 | | | | RB | RB | RB | RB | RB | | | | | | | | | |
| Harry, N'Keal | 6 | 6 | 0 | 2 | WR | WR | WR | WR | WR | WR | X | X | | | | | | | | | |
| Herron, Justin | 6 | 2 | 0 | 0 | sub | sub | sub | RT | LT | | | | | | | | | | | | |
| Hoyer, Brian | 1 | 1 | 3 | 4 | dnp | dnp | dnp | QB | X | X | X | X | | | | | | | | | |
| Izzo, Ryan | 8 | 8 | 0 | 0 | TE | TE | TE | TE | TE | TE | TE | TE | | | | | | | | | |
| Jackson, J.C. | 8 | 3 | 0 | 0 | sub | sub | sub | DB | sub | sub | RCB | RCB | | | | | | | | | |
| Jennings, Anfernee | 7 | 2 | 0 | 1 | sub | sub | X | sub | LB | LB | sub | sub | | | | | | | | | |
| Johnson, Jakob | 8 | 5 | 0 | 0 | sub | FB | FB | FB | FB | FB | sub | sub | | | | | | | | | |
| Jones, Jonathan | 8 | 6 | 0 | 0 | DB | DB | DB | DB | DB | sub | DB | sub | | | | | | | | | |
| Keene, Dalton | 1 | 0 | 0 | 7 | X | X | X | X | X | sub | X | X | | | | | | | | | |
| Maluia, Cassh | 6 | 0 | 1 | 1 | X | sub | sub | sub | sub | sub | sub | dnp | | | | | | | | | |
| Mason, Shaq | 6 | 6 | 0 | 1 | RG | RG | RG | X | | RG | RG | RG | | | | | | | | | |
| McCourty, Devin | 8 | 8 | 0 | 0 | S | S | S | S | S | S | S | S | | | | | | | | | |
| McCourty, Jason | 8 | 8 | 0 | 0 | LCB | LCB | LCB | LCB | LCB | LCB | LCB | LCB | | | | | | | | | |
| Meyers, Jakobi | 6 | 2 | 1 | 1 | sub | sub | sub | X | dnp | sub | WR | WR | | | | | | | | | |
| Michel, Sony | 3 | 3 | 0 | 0 | RB | RB | RB | | | | | | | | | | | | | | |
| Newton, Cam | 7 | 7 | 0 | 0 | QB | QB | QB | | QB | QB | QB | QB | | | | | | | | | |
| Olszewski, Gunner | 5 | 2 | 0 | 0 | | | | sub | sub | sub | WR | WR | | | | | | | | | |
| Onwenu, Mike | 8 | 8 | 0 | 0 | TE | TE | LG | RG | RG | RT | RT | RT | | | | | | | | | |
| Phillips, Adrian | 8 | 8 | 0 | 0 | S | S | S | S | S | S | S | S | | | | | | | | | |
| Rivers, Derek | 7 | 0 | 0 | 0 | sub | sub | sub | sub | | sub | sub | sub | | | | | | | | | |
| Simon, John | 8 | 8 | 0 | 0 | DE | DE | DE | DE | DE | DE | DE | DE | | | | | | | | | |
| Slater, Matthew | 8 | 0 | 0 | 0 | sub | sub | sub | sub | sub | sub | sub | sub | | | | | | | | | |
| Stidham, Jarrett | 2 | 0 | 3 | 3 | X | X | X | sub | dnp | sub | dnp | dnp | | | | | | | | | |
| Taylor, J.J. | 3 | 0 | 2 | 3 | sub | sub | sub | dnp | X | X | dnp | X | | | | | | | | | |
| Thuney, Joe | 8 | 8 | 0 | 0 | LG | LG | C | LG | C | LG | LG | LG | | | | | | | | | |
| Thurman, Nick | 6 | 1 | 0 | 0 | | sub | sub | | sub | sub | | DT | | | | | | | | | |
| Uche, Josh | 2 | 0 | 0 | 2 | X | X | | | | | sub | sub | | | | | | | | | |
| White, James | 6 | 0 | 0 | 2 | sub | X | X | sub | sub | sub | sub | sub | | | | | | | | | |
| Wilkerson, Kristian | 1 | 0 | 0 | 0 | | | | | | | | sub | | | | | | | | | |
| Williams, Joejuan | 8 | 0 | 0 | 0 | sub | sub | sub | sub | sub | sub | sub | sub | | | | | | | | | |
| Williams, Xavier | 1 | 0 | 0 | 0 | sub | | | | | | | | | | | | | | | | |
| Winovich, Chase | 8 | 5 | 0 | 0 | DE | DE | DE | DE | DE | sub | sub | sub | | | | | | | | | |
| Wise Jr., Deatrich | 8 | 3 | 0 | 0 | sub | sub | sub | sub | sub | DE | DE | DE | | | | | | | | | |
| Wynn, Isaiah | 8 | 8 | 0 | 0 | LT | LT | LT | LT | LG | LT | LT | LT | | | | | | | | | |
| Zuber, Isaiah | 4 | 0 | 0 | 0 | | | sub | sub | sub | | sub | | | | | | | | | | |
| Totals | 368 | 176 | 16 | 46 | | | | | | | | | | | | | | | | | |

X - inactive / CAPS - starters / sub - played / dnp - did not play / PS - Practice Squad

KEY:

Not on active roster



NEW ENGLAND PATRIOTS 2020 STATS PACK

GAME-BY-GAME STARTERS

| 2020 OFFENSIVE STARTERS BY GAME | | | | | | | | | | | | |
|---------------------------------|---------------|--|------------|-----------|-------------|------------|-----------------|---------------|-----------------|--------------|-------------|-------------------|
| Date | Opponent | WR | LT | LG | C | RG | RT | TE | WR | QB | RB | TE |
| 09/13 | Miami | N. Harry | I. Wynn | J. Thuney | D. Andrews | S. Mason | J. Eluemunor | R. Izzo | D. Byrd | C. Newton | S. Michel | M. Onwenu |
| 09/20 at | Seattle | N. Harry | I. Wynn | J. Thuney | D. Andrews | S. Mason | J. Eluemunor | R. Izzo | J. Johnson (FB) | C. Newton | S. Michel | M. Onwenu |
| 09/27 | Las Vegas | N. Harry | I. Wynn | M. Onwenu | J. Thuney | S. Mason | J. Eluemunor | R. Izzo | D. Byrd | C. Newton | S. Michel | J. Johnson (FB) |
| 10/05 at | Kansas City | N. Harry | I. Wynn | J. Thuney | J. Ferentz | M. Onwenu | J. Herron | R. Izzo | D. Byrd | B. Hoyer | D. Harris | J. Johnson (FB) |
| 10/18 | Denver | N. Harry | J. Herron | I. Wynn | J. Thuney | M. Onwenu | J. Eluemunor | R. Izzo | D. Byrd | C. Newton | D. Harris | J. Johnson (FB) |
| 10/25 | San Francisco | N. Harry | I. Wynn | J. Thuney | D. Andrews | S. Mason | M. Onwenu | R. Izzo | J. Edelman | C. Newton | D. Harris | J. Johnson (FB) |
| 11/01 at | Buffalo | J. Meyers | I. Wynn | J. Thuney | D. Andrews | S. Mason | M. Onwenu | R. Izzo | D. Byrd | C. Newton | D. Harris | G. Olszewski (WR) |
| 11/09 at | N.Y. Jets | J. Meyers | I. Wynn | J. Thuney | D. Andrews | S. Mason | M. Onwenu | R. Izzo | D. Byrd | C. Newton | D. Harris | G. Olszewski (WR) |
| 11/15 | Baltimore | | | | | | | | | | | |
| 11/22 at | Houston | | | | | | | | | | | |
| 11/29 | Arizona | | | | | | | | | | | |
| 12/06 at | L.A. Chargers | | | | | | | | | | | |
| 12/10 at | L.A. Rams | | | | | | | | | | | |
| 12/20 at | Miami | | | | | | | | | | | |
| 12/28 | Buffalo | | | | | | | | | | | |
| 01/03 | N.Y. Jets | | | | | | | | | | | |
| 2020 DEFENSIVE STARTERS BY GAME | | | | | | | | | | | | |
| Date | Opponent | DE | DT | DT | DE | LB | LB | LB | LCB | RCB | S | S |
| 09/13 | Miami | J. Simon | L. Guy | B. Cowart | C. Winovich | J. Bentley | B. Copeland | J. Jones (DB) | J. McCourty | S. Gilmore | D. McCourty | A. Phillips |
| 09/20 at | Seattle | J. Simon | L. Guy | B. Cowart | C. Winovich | J. Bentley | B. Copeland | J. Jones (DB) | J. McCourty | S. Gilmore | D. McCourty | A. Phillips |
| 09/27 | Las Vegas | J. Simon | L. Guy | B. Cowart | C. Winovich | J. Bentley | B. Copeland | J. Jones (DB) | J. McCourty | S. Gilmore | D. McCourty | A. Phillips |
| 10/05 at | Kansas City | J. Simon | L. Guy | B. Cowart | C. Winovich | J. Bentley | J. Jackson (DB) | J. Jones (DB) | J. McCourty | S. Gilmore | D. McCourty | A. Phillips |
| 10/18 | Denver | J. Simon | L. Guy | A. Butler | C. Winovich | J. Bentley | A. Jennings | J. Jones (DB) | J. McCourty | S. Gilmore | D. McCourty | A. Phillips |
| 10/25 | San Francisco | J. Simon | L. Guy | B. Cowart | D. Wise | J. Bentley | A. Jennings | B. Copeland | J. McCourty | S. Gilmore | D. McCourty | A. Phillips |
| 11/01 at | Buffalo | J. Simon | L. Guy | B. Cowart | D. Wise | J. Bentley | T. Brooks (DB) | J. Jones (DB) | J. McCourty | J.C. Jackson | D. McCourty | A. Phillips |
| 11/09 at | N.Y. Jets | J. Simon | N. Thurman | B. Cowart | D. Wise | T. Bower | T. Hall | T. Brooks | J. McCourty | J.C. Jackson | D. McCourty | A. Phillips |
| 11/15 | Baltimore | | | | | | | | | | | |
| 11/22 at | Houston | | | | | | | | | | | |
| 11/29 | Arizona | | | | | | | | | | | |
| 12/06 at | L.A. Chargers | | | | | | | | | | | |
| 12/10 at | L.A. Rams | | | | | | | | | | | |
| 12/20 at | Miami | | | | | | | | | | | |
| 12/28 | Buffalo | | | | | | | | | | | |
| 01/03 | N.Y. Jets | | | | | | | | | | | |
| 2020 GAME-BY-GAME INACTIVES | | | | | | | | | | | | |
| Date | Opponent | | | | | | | | | | | |
| 09/13 | Miami | QB 4 J. Stidham, TE 44 D. Keene, LB 46 C. Maluia, LB 53 J. Uche, OL 74 K. Cunningham | | | | | | | | | | |
| 09/20 at | Seattle | QB 4 J. Stidham, RB 28 J. White, DB 41 M. Bryant, TE 44 D. Keene, LB 53 J. Uche, OL 74 K. Cunningham | | | | | | | | | | |
| 09/27 | Las Vegas | QB 4 J. Stidham, RB 28 J. White, DB 41 M. Bryant, TE 44 D. Keene, LB 58 A. Jennings, OL 74 K. Cunningham | | | | | | | | | | |
| 10/05 at | Kansas City | WR 16 J. Meyers, DB 41 M. Bryant, TE 44 D. Keene, OL 69 S. Mason | | | | | | | | | | |
| 10/18 | Denver | QB 2 B. Hoyer, DB 41 M. Bryant, RB J. Taylor, TE D. Keene, DL C. Davis | | | | | | | | | | |
| 10/25 | San Francisco | QB 2 B. Hoyer, DB 35 K. Dugger, DB 41 M. Bryant, RB J. Taylor, 86 TE D. Asiasi, 96 DL C. Davis | | | | | | | | | | |
| 11/01 at | Buffalo | QB 2 B. Hoyer, WR 15 N. Harry, CB 24 S. Gilmore, DB 35 K. Dugger, TE 44 D. Keene, TE 86 D. Asiasi, DL 98 C. Davis | | | | | | | | | | |
| 11/09 at | N.Y. Jets | QB 2 B. Hoyer, WR 15 N. Harry, CB 24 S. Gilmore, RB 42 J.J. Taylor, TE 44 D. Keene, 51 LB J. Bentley, DL 93 L. Guy | | | | | | | | | | |
| 11/15 | Baltimore | | | | | | | | | | | |
| 11/22 at | Houston | | | | | | | | | | | |
| 11/29 | Arizona | | | | | | | | | | | |
| 12/06 at | L.A. Chargers | | | | | | | | | | | |
| 12/10 at | L.A. Rams | | | | | | | | | | | |
| 12/20 at | Miami | | | | | | | | | | | |
| 12/28 | Buffalo | | | | | | | | | | | |
| 01/03 | N.Y. Jets | | | | | | | | | | | |



2020 NEW ENGLAND PATRIOTS ROSTER

AS OF NOVEMBER 10, 2020

ALPHABETICAL ROSTER

| # | NAME | POS | HT | WT | BORN | YR | COLLEGE | H.S. HOMETOWN |
|----|--------------------|-----|------|-----|------------|----|----------------------|-------------------------|
| 60 | Andrews, David | C | 6-3 | 300 | 7/10/1992 | 6 | Georgia | Johns Creek, Ga. |
| 7 | Bailey, Jake | P | 6-2 | 205 | 6/18/1997 | 2 | Stanford | Solana Beach, Calif. |
| 51 | Bentley, Ja'Whaun | LB | 6-2 | 255 | 8/24/1996 | 3 | Purdue | Glenarden, Md. |
| 29 | Bethel, Justin | DB | 6-0 | 200 | 6/17/1990 | 9 | Presbyterian | Blythewood, S.C. |
| 96 | Bower, Tashawn | DL | 6-5 | 250 | 2/18/1995 | 3 | Louisiana State | Kenilworth, N.J. |
| 25 | Brooks, Terrence | DB | 5-11 | 205 | 3/2/1992 | 7 | Florida State | Dunnellon, Fla. |
| 41 | Bryant, Myles | DB | 5-9 | 185 | 1/2/1998 | R | Washington | Pasadena, Calif. |
| 34 | Burkhead, Rex | RB | 5-10 | 215 | 7/2/1990 | 8 | Nebraska | Plano, Texas |
| 70 | Butler, Adam | DL | 6-5 | 300 | 4/12/1994 | 4 | Vanderbilt | Duncanville, Texas |
| 10 | Byrd, Damiere | WR | 5-9 | 180 | 1/27/1993 | 5 | South Carolina | Sicklerville, N.J. |
| 90 | Calhoun, Shilique | LB | 6-4 | 260 | 3/20/1992 | 5 | Michigan State | Middletown, N.J. |
| 49 | Cardona, Joe | LS | 6-3 | 245 | 4/16/1992 | 6 | Navy | El Cajon, Calif. |
| 99 | Cowart, Byron | DL | 6-3 | 300 | 5/20/1996 | 2 | Maryland | Tampa, Fla. |
| 74 | Cunningham, Korey | OL | 6-6 | 311 | 5/17/1995 | 3 | Cincinnati | Montevallo, Ala. |
| 98 | Davis, Carl | DL | 6-5 | 320 | 3/2/1992 | 6 | Iowa | Sterling Heights, Mich. |
| 22 | Davis, Cody | DB | 6-2 | 203 | 6/6/1989 | 8 | Texas Tech | Stephenville, Texas |
| 35 | Dugger, Kyle | DB | 6-2 | 220 | 3/22/1996 | R | Lenoir-Rhyne | Decatur, Ga. |
| 66 | Ferentz, James | OL | 6-2 | 300 | 6/5/1989 | 5 | Iowa | Iowa City, Iowa |
| 6 | Folk, Nick | K | 6-1 | 222 | 11/5/1984 | 13 | Arizona | Sherman Oaks, Calif. |
| 84 | Ford, Isaiah | WR | 6-2 | 201 | 2/9/1996 | 3 | Virginia Tech | Jacksonville, Fla. |
| 64 | Froholdt, Hjalte | OL | 6-5 | 310 | 8/20/1996 | 2 | Arkansas | Bradenton, Fla. |
| 24 | Gilmore, Stephon | CB | 6-1 | 202 | 9/19/1990 | 9 | South Carolina | Rock Hill, S.C. |
| 93 | Guy, Lawrence | DL | 6-4 | 315 | 3/17/1990 | 10 | Arizona State | Las Vegas, Nev. |
| 37 | Harris, Damien | RB | 5-11 | 213 | 2/11/1997 | 2 | Alabama | Richmond, Ky. |
| 15 | Harry, N'Keal | WR | 6-4 | 225 | 12/17/1997 | 2 | Arizona State | Chandler, Ariz. |
| 2 | Hoyer, Brian | QB | 6-2 | 216 | 10/13/1995 | 12 | Michigan State | North Olmsted, Ohio |
| 85 | Izzo, Ryan | TE | 6-5 | 255 | 12/21/1995 | 3 | Florida State | Sparta, N.J. |
| 27 | Jackson, J.C. | DB | 6-1 | 198 | 11/17/1995 | 3 | Maryland | Immokalee, Fla. |
| 58 | Jennings, Anfernee | LB | 6-3 | 259 | 9/17/1997 | R | Alabama | Dadeville, Ala. |
| 47 | Johnson, Jakob | FB | 6-3 | 255 | 12/15/1994 | 2 | Tennessee | Stuttgart, Germany |
| 31 | Jones, Jonathan | DB | 5-10 | 190 | 9/20/1993 | 5 | Auburn | Carrollton, Ga. |
| 44 | Keene, Dalton | TE | 6-4 | 251 | 4/14/1999 | R | Virginia Tech | Littleton, Colo. |
| 94 | Mack, Isaiah | DL | 6-1 | 299 | 3/19/1996 | 2 | Chattanooga | Tunnel Hill, Ga. |
| 46 | Maluia, Cassh | LB | 6-0 | 248 | 10/3/1998 | R | Wyoming | Compton, Calif. |
| 69 | Mason, Shaq | OL | 6-1 | 310 | 8/28/1993 | 6 | Georgia Tech | Columbia, Tenn. |
| 32 | McCourt, Devin | DB | 5-10 | 195 | 8/13/1987 | 11 | Rutgers | Nyack, N.Y. |
| 30 | McCourt, Jason | CB | 5-11 | 195 | 8/13/1987 | 12 | Rutgers | Nyack, N.Y. |
| 16 | Meyers, Jakobi | WR | 6-2 | 200 | 11/9/1996 | 2 | North Carolina State | Lithonia, Ga. |
| 1 | Newton, Cam | QB | 6-5 | 245 | 5/11/1989 | 10 | Auburn | College Park, Ga. |
| 80 | Oliszewski, Gunner | WR | 6-0 | 190 | 11/26/1996 | 2 | Bemidji State | Alvin, Texas |
| 71 | Onwenu, Mike | OL | 6-3 | 350 | 12/10/1997 | R | Michigan | Detroit, Mich. |
| 21 | Phillips, Adrian | DB | 5-11 | 210 | 3/28/1992 | 7 | Texas | Garland, Texas |
| 95 | Rivers, Derek | DE | 6-5 | 250 | 5/9/1994 | 4 | Youngstown State | Kinston, N.C. |
| 55 | Simon, John | DE | 6-2 | 260 | 10/14/1990 | 8 | Ohio State | Youngstown, Ohio |
| 18 | Slater, Matthew | WR | 6-0 | 205 | 9/9/1985 | 13 | UCLA | Anaheim, Calif. |
| 4 | Stidham, Jarrett | QB | 6-3 | 215 | 8/8/1996 | 2 | Auburn | Stephenville, Texas |
| 42 | Taylor, J.J. | RB | 5-6 | 185 | 1/4/1998 | R | Arizona | Corona, Calif. |
| 62 | Thuney, Joe | OL | 6-5 | 308 | 11/18/1992 | 5 | North Carolina State | Centerville, Ohio |
| 92 | Thurman, Nick | DL | 6-4 | 305 | 6/12/1996 | 1 | Houston | Dallas, Texas |
| 53 | Uche, Josh | LB | 6-3 | 245 | 9/18/1998 | R | Michigan | Miami, Fla. |
| 28 | White, James | RB | 5-10 | 205 | 2/3/1992 | 7 | Wisconsin | Ft. Lauderdale, Fla. |
| 33 | Williams, Joejuan | CB | 6-3 | 212 | 12/6/1997 | 2 | Vanderbilt | Nashville, Tenn. |
| 50 | Winovich, Chase | DL | 6-3 | 250 | 4/19/1995 | 2 | Michigan | Jefferson Hills, Pa. |
| 91 | Wise Jr., Deatrich | DL | 6-5 | 275 | 7/26/1994 | 4 | Arkansas | Carrollton, Texas |
| 76 | Wynn, Isaiah | OL | 6-2 | 310 | 12/9/1995 | 3 | Georgia | St. Petersburg, Fla. |

NUMERICAL ROSTER

| # | NAME | POS |
|----|-------------------|-----|
| 1 | Cam Newton | QB |
| 2 | Brian Hoyer | QB |
| 4 | Jarrett Stidham | QB |
| 6 | Nick Folk | K |
| 7 | Jake Bailey | P |
| 10 | Damiere Byrd | WR |
| 15 | N'Keal Harry | WR |
| 16 | Jakobi Meyers | WR |
| 18 | Matthew Slater | WR |
| 21 | Adrian Phillips | DB |
| 22 | Cody Davis | DB |
| 24 | Stephon Gilmore | CB |
| 25 | Terrence Brooks | DB |
| 27 | J.C. Jackson | DB |
| 28 | James White | RB |
| 29 | Justin Bethel | CB |
| 30 | Jason McCourty | CB |
| 31 | Jonathan Jones | DB |
| 32 | Devin McCourty | DB |
| 33 | Joejuan Williams | CB |
| 34 | Rex Burkhead | RB |
| 35 | Kyle Dugger | DB |
| 37 | Damien Harris | RB |
| 41 | Myles Bryant | DB |
| 42 | J.J. Taylor | RB |
| 44 | Dalton Keene | TE |
| 46 | Cassh Maluia | LB |
| 47 | Jakob Johnson | FB |
| 49 | Joe Cardona | LS |
| 50 | Chase Winovich | DL |
| 51 | Ja'Whaun Bentley | LB |
| 53 | Josh Uche | LB |
| 55 | John Simon | DE |
| 58 | Anfernee Jennings | LB |
| 60 | David Andrews | C |
| 62 | Joe Thuney | OL |
| 64 | Hjalte Froholdt | OL |
| 66 | James Ferentz | OL |
| 69 | Shaq Mason | OL |
| 70 | Adam Butler | DL |
| 71 | Mike Onwenu | OL |
| 74 | Korey Cunningham | OL |
| 76 | Isaiah Wynn | OL |
| 80 | Gunner Olszewski | WR |
| 84 | Isaiah Ford | WR |
| 85 | Ryan Izzo | TE |
| 90 | Shilique Calhoun | LB |
| 91 | Deatrich Wise Jr. | DL |
| 92 | Nick Thurman | DL |
| 93 | Lawrence Guy | DL |
| 94 | Isaiah Mack | DL |
| 95 | Derek Rivers | DE |
| 96 | Tashawn Bower | DL |
| 98 | Carl Davis | DL |
| 99 | Byron Cowart | DL |

PRACTICE SQUAD

| # | NAME | POS | HT | WT | BORN | YR | COLLEGE | H.S. HOMETOWN |
|----|----------------------|-------|------|-----|------------|----|-----------------------|--------------------|
| 65 | Bennoch, Caleb | OL | 6-5 | 310 | 8/8/1994 | 5 | UCLA | Katy, Texas |
| 43 | Berry, Rashod | TE/DE | 6-4 | 255 | 10/14/1996 | R | Ohio State | Lorain, Ohio |
| 8 | Dolegala, Jake | QB | 6-7 | 242 | 10/7/1996 | 2 | Cent. Connecticut St. | Hamburg, N.Y. |
| 63 | Glasgow, Ryan | DL | 6-3 | 300 | 9/30/1993 | 4 | Michigan | Aurora, Ill. |
| 59 | Hall, Terez | LB | 6-2 | 235 | 11/18/1996 | 1 | Missouri | Lithonia, Ga. |
| 45 | Jackson Sr., Michael | CB | 6-1 | 210 | 1/10/1997 | 2 | Miami (Fla.) | Birmingham, Ala. |
| 81 | Kinsey, Mason | WR | 5-10 | 198 | 8/29/1998 | R | Berry College | Mt. Airy, Ga. |
| 14 | Moncrief, Donte | WR | 6-2 | 216 | 8/6/1993 | 7 | Mississippi State | Raleigh, Miss. |
| 97 | Murray, Bill | DL | 6-4 | 265 | 7/3/1997 | R | William & Mary | Morristown, N.J. |
| 48 | Pinckney, Michael | LB | 6-1 | 220 | 5/28/1998 | R | Miami (Fla.) | Jacksonville, Fla. |
| 5 | Rohrwasser, Justin | K | 6-3 | 230 | 12/7/1996 | R | Marshall | Clifton Park, N.Y. |
| 39 | Ross, DeAngelo | DB | 5-9 | 190 | 10/29/1996 | 2 | New Mexico | La Puente, Calif. |
| 67 | Steckler, Jordan | OL | 6-5 | 305 | 7/16/1996 | R | Northern Illinois | Two Rivers, Wis. |
| 17 | Wilkerson, Kristian | WR | 6-1 | 201 | 1/10/1997 | R | SE Missouri State | Memphis, Tenn. |
| 19 | Zuber, Isaiah | WR | 6-0 | 190 | 4/15/1997 | R | Mississippi State | Decatur, Ga. |

PRACTICE SQUAD

| # | NAME | POS |
|----|---------------------|-------|
| 5 | Justin Rohrwasser | K |
| 8 | Jake Dolegala | QB |
| 14 | Donte Moncrief | WR |
| 17 | Kristian Wilkerson | WR |
| 19 | Isaiah Zuber | WR |
| 39 | DeAngelo Ross | DB |
| 43 | Rashod Berry | TE/DE |
| 45 | Michael Jackson Sr. | CB |
| 48 | Michael Pinckney | LB |
| 59 | Terez Hall | LB |
| 63 | Ryan Glasgow | DL |
| 65 | Caleb Bennoch | OL |
| 67 | Jordan Steckler | OL |
| 81 | Mason Kinsey | WR |
| 97 | Bill Murray | DL |

RESERVE/INJURED

| # | NAME | POS | HT | WT | BORN | YR | COLLEGE | H.S. HOMETOWN |
|----|--------------------|-----|------|-----|------------|----|---------------|----------------------|
| 94 | Allen, Beau | DL | 6-3 | 327 | 11/14/1991 | 6 | Wisconsin | Minneltonka, Minn. |
| 86 | Asiasi, Devin | TE | 6-3 | 257 | 8/14/1997 | R | UCLA | Shoreview, Calif. |
| 77 | Cajuste, Yodny | OL | 6-5 | 310 | 2/21/1996 | 2 | West Virginia | Miami, Fla. |
| 52 | Copeland, Brandon | LB | 6-3 | 255 | 7/2/1991 | 5 | Pennsylvania | Sykesville, Md. |
| 11 | Edelman, Julian | WR | 5-10 | 198 | 5/22/1986 | 12 | Kent State | Redwood City, Calif. |
| 72 | Elumunor, Jermaine | OL | 6-4 | 335 | 12/13/1994 | 4 | Texas A&M | Rockaway, N.J. |
| 75 | Herron, Justin | OL | 6-5 | 305 | 11/27/1995 | R | Wake Forest | Silver Spring, Md. |
| 26 | Michel, Sony | RB | 5-11 | 215 | 2/17/1995 | 3 | Georgia | Plantation, Fla. |

RESERVE/INJURED

| # | NAME | POS |
|----|-------------------|-----|
| 11 | Julian Edelman | WR |
| 26 | Sony Michel | RB |
| 52 | Brandon Copeland | LB |
| 72 | Jermaine Elumunor | OL |
| 75 | Justin Herron | OL |
| 77 | Yodny Cajuste | OL |
| 86 | Devin Asiasi | TE |
| 94 | Beau Allen | DL |

RESERVE/PUP LIST

| # | NAME | POS | HT | WT | BORN | YR | COLLEGE | H.S. HOMETOWN |
|----|---------------|-----|-----|-----|----------|----|---------|-----------------|
| 36 | King, Brandon | LB | 6-2 | 220 | 6/8/1993 | 6 | Auburn | Alabaster, Ala. |

RESERVE/PUP LIST

| # | NAME | POS |
|----|--------------|-----|
| 36 | Brandon King | LB |

PRACTICE SQUAD RESERVE/INJURED

| # | NAME | POS | HT | WT | BORN | YR | COLLEGE | H.S. HOMETOWN |
|----|------------|-----|-----|-----|-----------|----|----------------|------------------|
| 82 | Burt, Jake | TE | 6-3 | 260 | 8/25/1996 | R | Boston College | Lynnfield, Mass. |

PRACTICE SQUAD RESERVE/INJURED

| # | NAME | POS |
|----|-----------|-----|
| 82 | Jake Burt | TE |

HEAD COACH: BILL BELICHICK

ASSISTANTS: Cam Achord, Special Teams Coordinator; Brian Belichick, Safeties; Steve Belichick, Outside Linebackers; Carmen Bricillo, Offensive Line; Troy Brown, Running Backs, Kick Returners; Moses Cabrera, Head Strength and Conditioning; Nick Caley, Tight Ends, Fullbacks; DeMarcus Covington, Defensive Line; Ivan Fears, Running Backs; Jedd Fisch, Quarterbacks; Joe Houston, Special Teams Assistant; Mick Lombardi, Wide Receivers; Deron Mayo, Strength and Conditioning Assista Jerod Mayo, Inside Linebackers; Josh McDaniels, Offensive Coordinator; Mike Pellegrino, Cornerbacks; Cole Popovich, Offensive Line.



2020 NUMERICAL ROSTER

November 10, 2020

| # | NAME | POS | HT | WT | AGE | YR | COLLEGE | HOW ACQ. |
|----|-------------------|-----|------|-----|-----|----|----------------------|--------------|
| 1 | Cam Newton | QB | 6-5 | 245 | 31 | 10 | Auburn | FA-20 |
| 2 | Brian Hoyer | QB | 6-2 | 216 | 35 | 12 | Michigan State | FA-20 |
| 4 | Jarrett Stidham | QB | 6-3 | 215 | 24 | 2 | Auburn | D4b-19 |
| 6 | Nick Folk | K | 6-1 | 222 | 36 | 13 | Arizona | FA-20 |
| 7 | Jake Bailey | P | 6-2 | 205 | 23 | 2 | Stanford | D5b-19 |
| 10 | Damiere Byrd | WR | 5-9 | 180 | 27 | 5 | South Carolina | UFA (ARI)-20 |
| 15 | N'Keal Harry | WR | 6-4 | 225 | 22 | 2 | Arizona State | D1-19 |
| 16 | Jakobi Meyers | WR | 6-2 | 200 | 24 | 2 | North Carolina State | FA-19 |
| 18 | Matthew Slater | WR | 6-0 | 205 | 35 | 13 | UCLA | D5-08 |
| 21 | Adrian Phillips | DB | 5-11 | 210 | 28 | 7 | Texas | UFA (LAC)-20 |
| 22 | Cody Davis | DB | 6-2 | 203 | 31 | 8 | Texas Tech | UFA (JAX)-20 |
| 24 | Stephon Gilmore | CB | 6-1 | 202 | 30 | 9 | South Carolina | UFA (BUF)-17 |
| 25 | Terrence Brooks | DB | 5-11 | 205 | 28 | 7 | Florida State | UFA (NYJ)-19 |
| 27 | J.C. Jackson | DB | 6-1 | 198 | 24 | 3 | Maryland | FA-18 |
| 28 | James White | RB | 5-10 | 205 | 28 | 7 | Wisconsin | D4b-14 |
| 29 | Justin Bethel | DB | 6-0 | 200 | 30 | 9 | Presbyterian | FA-19 |
| 30 | Jason McCourty | CB | 5-11 | 195 | 33 | 12 | Rutgers | TR (CLE)-18 |
| 31 | Jonathan Jones | DB | 5-10 | 190 | 27 | 5 | Auburn | FA-16 |
| 32 | Devin McCourty | DB | 5-10 | 195 | 33 | 11 | Rutgers | D1-10 |
| 33 | Joejuan Williams | CB | 6-3 | 212 | 22 | 2 | Vanderbilt | D2-19 |
| 34 | Rex Burkhead | RB | 5-10 | 215 | 30 | 8 | Nebraska | UFA (CIN)-17 |
| 35 | Kyle Dugger | DB | 6-2 | 220 | 24 | R | Lenoir-Rhyne | D2a-20 |
| 37 | Damien Harris | RB | 5-11 | 213 | 23 | 2 | Alabama | D3b-19 |
| 41 | Myles Bryant | DB | 5-9 | 185 | 22 | R | Washington | FA-20 |
| 42 | J.J. Taylor | RB | 5-6 | 185 | 22 | R | Arizona | FA-20 |
| 44 | Dalton Keene | TE | 6-4 | 251 | 21 | R | Virginia Tech | D3c-20 |
| 46 | Cassh Maluia | LB | 6-0 | 248 | 22 | R | Wyoming | D6c-20 |
| 47 | Jakob Johnson | FB | 6-3 | 255 | 25 | 2 | Tennessee | FA-19 |
| 49 | Joe Cardona | LS | 6-3 | 245 | 28 | 6 | Navy | D5-15 |
| 50 | Chase Winovich | DL | 6-3 | 250 | 25 | 2 | Michigan | D3a-19 |
| 51 | Ja'Whaun Bentley | LB | 6-2 | 255 | 24 | 3 | Purdue | D5-18 |
| 53 | Josh Uche | LB | 6-3 | 245 | 22 | R | Michigan | D2b-20 |
| 55 | John Simon | DE | 6-2 | 260 | 30 | 8 | Ohio State | FA-18 |
| 58 | Anfernee Jennings | LB | 6-3 | 259 | 23 | R | Alabama | D3a-20 |
| 60 | David Andrews | C | 6-3 | 300 | 28 | 6 | Georgia | FA-15 |
| 62 | Joe Thuney | OL | 6-5 | 308 | 27 | 5 | North Carolina State | D3a-16 |
| 64 | Hjalte Froholdt | OL | 6-5 | 310 | 24 | 2 | Arkansas | D4a-19 |
| 66 | James Ferentz | OL | 6-2 | 300 | 31 | 5 | Iowa | FA-20 |
| 69 | Shaq Mason | OL | 6-1 | 310 | 27 | 6 | Georgia Tech | D4c-15 |
| 70 | Adam Butler | DL | 6-5 | 300 | 26 | 4 | Vanderbilt | FA-17 |
| 71 | Mike Onwenu | OL | 6-3 | 350 | 22 | R | Michigan | D6a-20 |
| 74 | Korey Cunningham | OL | 6-6 | 311 | 25 | 3 | Cincinnati | TR (ARI)-19 |
| 76 | Isaiah Wynn | OL | 6-2 | 310 | 24 | 3 | Georgia | D1a-18 |
| 80 | Gunner Olszewski | WR | 6-0 | 190 | 23 | 2 | Bemidji State | FA-29 |
| 84 | Isaiah Ford | WR | 6-2 | 201 | 24 | 3 | Virginia Tech | TR (MIA)-20 |
| 85 | Ryan Izzo | TE | 6-5 | 255 | 24 | 3 | Florida State | D7c-18 |
| 90 | Shilique Calhoun | LB | 6-4 | 260 | 28 | 5 | Michigan State | FA-19 |
| 91 | Deatrich Wise Jr. | DL | 6-5 | 275 | 26 | 4 | Arkansas | D4-17 |
| 92 | Nick Thurman | DL | 6-4 | 305 | 25 | 1 | Houston | FA-19 |
| 93 | Lawrence Guy | DL | 6-4 | 315 | 30 | 10 | Arizona State | UFA (BAL)-17 |
| 94 | Isaiah Mack | DL | 6-1 | 299 | 24 | 2 | Chattanooga | CW(TEN)-20 |
| 95 | Derek Rivers | DE | 6-5 | 250 | 26 | 4 | Youngstown State | D3a-17 |
| 96 | Tashawn Bower | DL | 6-5 | 250 | 25 | 3 | Louisiana State | FA-19 |
| 98 | Carl Davis | DL | 6-5 | 320 | 28 | 6 | Iowa | FA-20 |
| 99 | Byron Cowart | DL | 6-3 | 300 | 24 | 2 | Maryland | D5a-19 |

PRACTICE SQUAD

| # | NAME | POS | HT | WT | AGE | YR | COLLEGE | HOW ACQ. |
|----|---------------------|-------|------|-----|-----|----|-----------------------|----------|
| 5 | Justin Rohrwasser | K | 6-3 | 230 | 23 | R | Marshall | D5-20 |
| 8 | Jake Dolegala | QB | 6-7 | 242 | 24 | 2 | Ct. Connecticut State | FA-20 |
| 14 | Donte Moncrief | WR | 6-2 | 216 | 27 | 7 | Mississippi | FA-20 |
| 17 | Kristian Wilkerson | WR | 6-1 | 201 | 23 | R | SE Missouri State | FA-20 |
| 19 | Isaiah Zuber | WR | 6-0 | 190 | 23 | R | Mississippi | FA-20 |
| 39 | D'Angelo Ross | DB | 5-9 | 190 | 24 | 2 | New Mexico | FA-19 |
| 43 | Rashod Berry | TE/DE | 6-4 | 255 | 24 | R | Ohio State | FA-20 |
| 45 | Michael Jackson Sr. | CB | 6-1 | 210 | 23 | 2 | Miami (Fla.) | FA-20 |
| 48 | Michael Pinkney | LB | 6-1 | 220 | 22 | R | Miami (Fla.) | FA-20 |
| 59 | Terez Hall | LB | 6-2 | 235 | 23 | 1 | Missouri | FA-19 |
| 63 | Ryan Glasgow | DL | 6-3 | 300 | 27 | 4 | Michigan | FA-20 |
| 65 | Caleb Benenoch | OL | 6-5 | 310 | 26 | 5 | UCLA | FA-20 |
| 67 | Jordan Steckler | OL | 6-5 | 305 | 24 | R | Northern Illinois | FA-20 |
| 81 | Mason Kinsey | WR | 5-10 | 198 | 22 | R | Berry College | FA-20 |
| 97 | Bill Murray | DL | 6-4 | 265 | 23 | R | William & Mary | FA-20 |

RESERVE/INJURED

| # | NAME | POS | HT | WT | AGE | YR | COLLEGE | DATE |
|----|-------------------|-----|------|-----|-----|----|---------------|--------------|
| 11 | Julian Edelman | WR | 5-10 | 198 | 34 | 12 | Kent State | (10/31/2020) |
| 26 | Sony Michel | RB | 5-11 | 215 | 25 | 3 | Georgia | (10/5/2020) |
| 52 | Brandon Copeland | LB | 6-3 | 255 | 29 | 5 | Pennsylvania | (10/28/20) |
| 72 | Jermaine Elumunor | OL | 6-4 | 335 | 25 | 4 | Texas A&M | (10/21/20) |
| 75 | Justin Herron | OL | 6-5 | 305 | 24 | R | Wake Forest | (10/31/2020) |
| 77 | Yodny Cajuste | OL | 6-5 | 310 | 24 | 2 | West Virginia | (9/9/2020) |
| 86 | Devin Asiasi | TE | 6-3 | 257 | 23 | R | UCLA | (11/3/2020) |
| 94 | Beau Allen | DL | 6-3 | 327 | 28 | 7 | Wisconsin | (9/7/2020) |

RESERVE/PUP LIST

| # | NAME | POS | HT | WT | AGE | YR | COLLEGE | HOW ACQ. |
|----|--------------|-----|-----|-----|-----|----|---------|----------|
| 36 | Brandon King | LB | 6-2 | 220 | 27 | 6 | Auburn | FA-15 |

PRACTICE SQUAD RESERVE/INJURED

| # | NAME | POS | HT | WT | AGE | YR | COLLEGE | DATE |
|----|-----------|-----|-----|-----|-----|----|----------------|------------|
| 82 | Jake Burt | TE | 6-3 | 260 | 24 | R | Boston College | (10/28/20) |



2020 POSITIONAL ROSTER

November 10, 2020

| DEFENSE (28) | | | | | | | | |
|-----------------------------|---------------------|-----|------|-----|------------|----|----------------------|-------------------------|
| # | NAME | POS | HT | WT | BORN | YR | COLLEGE | H.S. HOMETOWN |
| DEFENSIVE LINE (11) | | | | | | | | |
| 96 | Bower, Tashawn | DL | 6-5 | 250 | 2/18/1995 | 3 | Louisiana State | Kenilworth, N.J. |
| 70 | Butler, Adam | DL | 6-5 | 300 | 4/12/1994 | 4 | Vanderbilt | Duncanville, Texas |
| 99 | Cowart, Byron | DL | 6-3 | 300 | 5/20/1996 | 2 | Maryland | Tampa, Fla. |
| 98 | Davis, Carl | DL | 6-5 | 320 | 3/2/1992 | 6 | Iowa | Sterling Heights, Mich. |
| 93 | Guy, Lawrence | DL | 6-4 | 315 | 3/17/1990 | 10 | Arizona State | Las Vegas, Nev. |
| 94 | Mack, Isaiah | DL | 6-1 | 299 | 3/19/1996 | 2 | Chattanooga | Tunnell Hill, Ga. |
| 95 | Rivers, Derek | DE | 6-5 | 250 | 5/9/1994 | 4 | Youngstown State | Kinston, N.C. |
| 55 | Simon, John | DE | 6-2 | 260 | 10/14/1990 | 8 | Ohio State | Youngstown, Ohio |
| 92 | Thurman, Nick | DL | 6-4 | 305 | 6/12/1995 | 1 | Houston | Dallas, Texas |
| 50 | Winovich, Chase | DL | 6-3 | 250 | 4/19/1995 | 2 | Michigan | Jefferson Hills, Pa. |
| 91 | Wise Jr., Deatrich | DL | 6-5 | 275 | 7/26/1994 | 4 | Arkansas | Carrollton, Texas |
| LINEBACKER (5) | | | | | | | | |
| 51 | Bentley, Ja'Whaun | LB | 6-2 | 255 | 8/24/1996 | 3 | Purdue | Glenarden, Md. |
| 90 | Calhoun, Shilique | LB | 6-4 | 260 | 3/20/1992 | 5 | Michigan State | Middletown, N.J. |
| 58 | Jennings, Anfernee | LB | 6-3 | 259 | 9/1/1997 | R | Alabama | Dadeville, Ala. |
| 46 | Maluia, Cassh | LB | 6-0 | 248 | 10/3/1998 | R | Wyoming | Compton, Calif. |
| 53 | Uche, Josh | LB | 6-3 | 245 | 9/18/1998 | R | Michigan | Miami, Fla. |
| DEFENSIVE BACK (12) | | | | | | | | |
| 29 | Bethel, Justin | DB | 6-0 | 200 | 6/17/1990 | 9 | Presbyterian | Blythewood, S.C. |
| 25 | Brooks, Terrence | DB | 5-11 | 205 | 3/2/1992 | 7 | Florida State | Dunnellon, Fla. |
| 41 | Bryant, Myles | DB | 5-9 | 185 | 1/2/1998 | R | Washington | Pasadena, Calif. |
| 22 | Davis, Cody | DB | 6-2 | 203 | 6/6/1989 | 8 | Texas Tech | Stephenville, Texas |
| 35 | Dugger, Kyle | DB | 6-2 | 220 | 3/22/1996 | R | Lenoir-Rhyne | Decatur, Ga. |
| 24 | Gilmore, Stephon | CB | 6-1 | 202 | 9/19/1990 | 9 | South Carolina | Rock Hill, S.C. |
| 27 | Jackson, J.C. | DB | 6-1 | 198 | 11/17/1995 | 3 | Maryland | Immokalee, Fla. |
| 31 | Jones, Jonathan | DB | 5-10 | 190 | 9/20/1993 | 5 | Auburn | Carrollton, Ga. |
| 32 | McCourty, Devin | DB | 5-10 | 195 | 8/13/1987 | 11 | Rutgers | Nyack, N.Y. |
| 30 | McCourty, Jason | CB | 5-11 | 195 | 8/13/1987 | 12 | Rutgers | Nyack, N.Y. |
| 21 | Phillips, Adrian | DB | 5-11 | 210 | 3/28/1992 | 7 | Texas | Garland, Texas |
| 33 | Williams, Joejuan | CB | 6-3 | 212 | 12/6/1997 | 2 | Vanderbilt | Nashville, Tenn. |
| OFFENSE (24) | | | | | | | | |
| # | NAME | POS | HT | WT | BORN | YR | COLLEGE | H.S. HOMETOWN |
| OFFENSIVE LINE (8) | | | | | | | | |
| 60 | Andrews, David | C | 6-3 | 300 | 7/10/1992 | 6 | Georgia | Johns Creek, Ga. |
| 74 | Cunningham, Korey | OL | 6-6 | 311 | 5/17/1995 | 3 | Cincinnati | Montavillo, Ala. |
| 66 | Ferentz, James | OL | 6-2 | 300 | 6/5/1989 | 5 | Iowa | Iowa City, Iowa |
| 64 | Froholdt, Hjalte | OL | 6-5 | 310 | 8/20/1996 | 2 | Arkansas | Bradenton, Fla. |
| 69 | Mason, Shaq | OL | 6-1 | 310 | 8/28/1993 | 6 | Georgia Tech | Columbia, Tenn. |
| 71 | Onwenu, Mike | OL | 6-3 | 350 | 12/10/1997 | R | Michigan | Detroit, Mich. |
| 61 | Woodard, Dustin | OL | 6-2 | 291 | 3/8/1998 | R | Memphis | Chandler, Ariz. |
| 76 | Wynn, Isaiah | OL | 6-2 | 310 | 12/9/1995 | 3 | Georgia | St. Petersburg, Fla. |
| QUARTERBACK (3) | | | | | | | | |
| 2 | Hoyer, Brian | QB | 6-2 | 216 | 10/13/1985 | 12 | Michigan State | North Olmsted, Ohio |
| 1 | Newton, Cam | QB | 6-5 | 245 | 5/11/1989 | 10 | Auburn | College Park, Ga. |
| 4 | Stidham, Jarrett | QB | 6-3 | 215 | 8/8/1996 | 2 | Auburn | Stephenville, Texas |
| WIDE RECEIVER (6) | | | | | | | | |
| 10 | Byrd, Damiere | WR | 5-9 | 180 | 1/27/1993 | 5 | South Carolina | Sicklerville, N.J. |
| 84 | Ford, Isaiah | WR | 6-2 | 201 | 2/9/1996 | 3 | Virginia Tech | Jacksonville, Fla. |
| 15 | Harry, N'Keal | WR | 6-4 | 225 | 12/17/1997 | 2 | Arizona State | Chandler, Ariz. |
| 16 | Meyers, Jakobi | WR | 6-2 | 200 | 11/9/1996 | 2 | North Carolina State | Lithonia, Ga. |
| 80 | Olszewski, Gunner | WR | 6-0 | 190 | 11/26/1996 | 2 | Bemidji State | Alvin, Texas |
| 18 | Slater, Matthew | WR | 6-0 | 205 | 9/9/1985 | 13 | UCLA | Anaheim, Calif. |
| RUNNING BACK (5) | | | | | | | | |
| 34 | Burkhead, Rex | RB | 5-10 | 215 | 7/2/1990 | 8 | Nebraska | Plano, Texas |
| 37 | Harris, Damien | RB | 5-11 | 213 | 2/11/1997 | 2 | Alabama | Richmond, Ky. |
| 47 | Johnson, Jakob | FB | 6-3 | 255 | 12/15/1994 | 2 | Tennessee | Stuttgart, Germany |
| 42 | Taylor, J.J. | RB | 5-6 | 185 | 1/4/1998 | R | Aiozna | Corono, Calif. |
| 28 | White, James | RB | 5-10 | 205 | 2/3/1992 | 7 | Wisconsin | Ft. Lauderdale, Fla. |
| TIGHT END (2) | | | | | | | | |
| 85 | Izzo, Ryan | TE | 6-5 | 255 | 12/21/1995 | 3 | Florida State | Sparta, N.J. |
| 44 | Keene, Dalton | TE | 6-4 | 251 | 4/14/1999 | R | Virginia Tech | Littleton, Colo. |
| SPECIALISTS (3) | | | | | | | | |
| # | NAME | POS | HT | WT | BORN | YR | COLLEGE | H.S. HOMETOWN |
| SPECIALISTS (3) | | | | | | | | |
| 7 | Bailey, Jake | P | 6-2 | 205 | 6/18/1997 | 2 | Stanford | Solana Beach, Calif. |
| 49 | Cardona, Joe | LS | 6-3 | 245 | 4/16/1992 | 6 | Navy | El Cajon, Calif. |
| 6 | Folk, Nick | K | 6-1 | 222 | 11/5/1984 | 13 | Arizona | Sherman Oaks, Calif. |
| RESERVE/INJURED (8) | | | | | | | | |
| # | NAME | POS | HT | WT | BORN | YR | COLLEGE | H.S. HOMETOWN |
| RESERVE/INJURED (8) | | | | | | | | |
| 94 | Allen, Beau | DL | 6-3 | 327 | 11/14/1991 | 7 | Wisconsin | Minnetonka, Minn. |
| 86 | Asiasi, Devin | TE | 6-3 | 257 | 8/14/1997 | R | UCLA | Shoreview, Calif. |
| 77 | Cajuste, Yodny | OL | 6-5 | 310 | 2/21/1996 | 2 | West Virginia | Miami, Fla. |
| 52 | Copeland, Brandon | LB | 6-3 | 255 | 7/2/1991 | 5 | Pennsylvania | Sykesville, Md. |
| 11 | Edelman, Julian | WR | 5-10 | 198 | 5/22/1986 | 12 | Kent State | Redwood City, Calif. |
| 72 | Eluemunor, Jermaine | OL | 6-4 | 335 | 12/13/1994 | 4 | Texas A&M | Rockaway, N.J. |
| 75 | Herron, Justin | OL | 6-5 | 305 | 11/27/1995 | R | Wake Forest | Silver Spring, Md. |
| 26 | Michel, Sony | RB | 5-11 | 215 | 2/17/1995 | 3 | Georgia | Plantation, Fla. |
| RESERVE/PUP LIST (1) | | | | | | | | |
| # | NAME | POS | HT | WT | BORN | YR | COLLEGE | H.S. HOMETOWN |
| RESERVE/PUP LIST (1) | | | | | | | | |
| 36 | King, Brandon | LB | 6-2 | 220 | 6/8/1993 | 6 | Auburn | Alabaster, Ala. |



HOW THE PATRIOTS WERE BUILT

UPDATED: November 10, 2020

| <u>YEAR</u> | <u>DRAFTTEES (25)</u> | <u>VETERAN FREE AGENTS (16)</u> | <u>WAIVERS (1) / TRADES (3)</u> | <u>ROOKIE AND FIRST-YEAR FREE AGENTS (10)</u> |
|-------------|--|---|---|--|
| 2008 | Matthew Slater (5) | | | |
| 2010 | Devin McCourty (1) | | | |
| 2014 | James White (4b) | | | |
| 2015 | Shaq Mason (4c) Joe Cardona (5) | | | David Andrews (fa) |
| 2016 | Joe Thuney (3a) | | | Jonathan Jones (fa) |
| 2017 | Derek Rivers (3a) Deatrich Wise Jr. (4) | Rex Burkhead (6) (CIN) Stephon Gilmore (1) (BUF) Lawrence Guy (7) (GB) | | Adam Butler (fa) |
| 2018 | Isaiah Wynn (1a) Ja'Whaun Bentley (5) Ryan Izzo (7c) | John Simon (4) (BAL) | Jason McCourty (6) (tr-CLE) | J.C. Jackson (fa) |
| 2019 | N'Keal Harry (1) Joejuan Williams (2) Chase Winovich (3a) Damien Harris (3b) Hjalte Froholdt (4a) Jarrett Stidham (4b) Byron Cowart (5a) Jake Bailey (5b) | Justin Bethel (6) (ARI) Terrence Brooks (3) (BAL) Shilique Calhoun (3) (OAK) | Korey Cunningham (7) (tr-ARI) | Jakob Johnson (fa) Jakobi Meyers (fa) Gunner Olszewski (fa) Nick Thurman (fa) |
| 2020 | Kyle Dugger (2a) Josh Uche (2b) Anfernee Jennings (3a) Dalton Keene (3c) Mike Onwenu (6a) Cassh Maluia (6c) | Tashawn Bower (fa) (MIN) Damiere Byrd (fa) (CAR) Carl Davis (3) (BAL) Cody Davis (fa) (STL) James Ferentz (fa) (HOU) Nick Folk (6) (DAL) Brain Hoyer (fa) (NE) Cam Newton (1) (CAR) Adrian Phillips (fa) (SD) | Isaiah Ford (7) (MIA) Isaiah Mack (fa) (TEN) | Myles Bryant (fa) J.J. Taylor (fa) |

NOTE: Team in parenthesis is the player's original team
 (#) – indicates round drafted
 (fa) – indicates non-drafted free agents

RESERVE/PUP LIST
 Brandon King (fa)

RESERVE/INJURED
 Beau Allen (7) (PHI)
 Devin Asiasi (3b)
 Yodny Cajuste (3c)
 Brandon Copeland (fa) (BAL)
 Julian Edelman (7a)
 Jermaine Eluemunor (5) (tr-BAL)
 Justin Herron (6b)
 Sony Michel (1b)

UNOFFICIAL DEPTH CHART

Unofficial depth chart compiled by Patriots Media Relations

| OFFENSE | | | |
|---------------------|-----------------------------|-----------------------------|------------------------|
| WR: | 15 N'Keal Harry | 16 Jakobi Meyers | 18 Matthew Slater |
| LT: | 76 Isaiah Wynn | 74 Korey Cunningham | |
| LG: | 62 Joe Thuney | 64 Hjalte Froholdt | |
| C: | 60 David Andrews | 66 James Ferentz | |
| RG: | 69 Shaq Mason | 64 Hjalte Froholdt | |
| RT: | <u>71 Mike Onwenu</u> | 74 Korey Cunningham | |
| TE: | 85 Ryan Izzo | <u>44 Dalton Keene</u> | |
| WR: | 10 Damiere Byrd | 80 Gunner Olszewski | 84 Isaiah Ford |
| QB: | 1 Cam Newton | 4 Jarrett Stidham | 2 Brian Hoyer |
| RB: | 37 Damien Harris | 34 Rex Burkhead | |
| RB: | 28 James White | 47 Jakob Johnson (FB) | <u>42 J.J. Taylor</u> |
| DEFENSE | | | |
| LE: | 91 Deatrich Wise Jr. | 50 Chase Winovich | |
| DT: | 93 Lawrence Guy | 70 Adam Butler | 98 Carl Davis |
| DT: | 99 Byron Cowart | 92 Nick Thurman | 94 Isaiah Mack |
| RE: | 55 John Simon | 95 Derek Rivers | 96 Tashawn Bower |
| LB: | 90 Shilique Calhoun | <u>58 Anfernee Jennings</u> | |
| LB: | 51 Ja'Whaun Bentley | <u>53 Josh Uche</u> | |
| LB: | <u>58 Anfernee Jennings</u> | <u>46 Cassh Maluia</u> | |
| RCB: | 24 Stephon Gilmore | 31 Jonathan Jones | 33 Joejuan Williams |
| LCB: | 30 Jason McCourty | 27 J.C. Jackson | <u>41 Myles Bryant</u> |
| S: | 21 Adrian Phillips | <u>35 Kyle Dugger</u> | 29 Justin Bethel |
| S: | 32 Devin McCourty | 25 Terrence Brooks | 22 Cody Davis |
| SPECIAL TEAMS | | | |
| K: | 6 Nick Folk | | |
| P: | 7 Jake Bailey | | |
| H: | 7 Jake Bailey | | |
| PR: | 80 Gunner Olszewski | 10 Damiere Byrd | |
| KR: | 80 Gunner Olszewski | 10 Damiere Byrd | <u>42 J.J. Taylor</u> |
| LS: | 49 Joe Cardona | | |
| PRONUNCIATION GUIDE | | | |
| Ja'Whaun Bentley | ja-WHAN | Jakob Johnson | YAH-kob |
| Tashawn Bower | tuh-SHAWN | Cassh Maluia | CASH mahl-uh-WEE-uh |
| Damiere Byrd | duh-MEER | Gunner Olszewski | O-sheh-ski |
| Shilique Calhoun | sha-LEEK cal-HOON | Mike Onwenu | oh-WHEN-new |
| Joe Cardona | car-DOAN-ah | Jarrett Stidham | STID-um |
| Byron Cowart | COW-ert | Joe Thuney | TOO-nee |
| James Ferentz | FAIR-ins | Josh Uche | OO-chay |
| Hjalte Froholdt | YELL-duh FROH-holdt | Joejuan Williams | joe-WAHN |
| Stephon Gilmore | steph-AHN | Chase Winovich | WIN-o-vich |
| Damien Harris | day-MEE-en | Deatrich Wise Jr. | DEE-tritch |
| N'Keal Harry | nuh-KEEL | Isaiah Wynn | eye-ZAY-ah WIN |



2020 TRANSACTIONS

UPDATED: NOVEMBER 10, 2020

JANUARY 2020

| | | |
|----------|-------------------|-----------------------------|
| 1/6/2020 | Adeboyejo, Quincy | Signed to a future contract |
| 1/6/2010 | Hall, Terez | Signed to a future contract |
| 1/6/2020 | Melifonwu, Obi | Signed to a future contract |
| 1/6/2020 | Pickett, Adarius | Signed to a future contract |
| 1/6/2020 | Ross, Devin | Signed to a future contract |
| 1/6/2020 | Thurman, Nick | Signed to a future contract |
| 1/6/2020 | Toran, Najee | Signed to a future contract |
| 1/7/2020 | Bower, Tashawn | Signed to a future contract |

FEBRUARY 2020

| | | |
|-----------|----------------|--------|
| 2/11/2020 | Pipkins, Lenzy | Signed |
|-----------|----------------|--------|

MARCH 2020

| | | |
|-----------|---------------------|-----------------------------|
| 3/16/2020 | Thuney, Joe | Designated Franchise Player |
| 3/18/2020 | Harmon, Duron | Traded to Detroit |
| 3/20/2020 | Allen, Beau | Signed |
| 3/21/2020 | Phillips, Adrian | Signed |
| 3/21/2020 | Vitale, Danny | Signed |
| 3/23/2020 | Gostkowski, Stephen | Released |
| 3/23/2020 | Byrd, Damiere | Signed |
| 3/23/2020 | Davis, Cody | Signed |
| 3/24/2020 | Calhoun, Shilique | Re-signed |
| 3/25/2020 | Copeland, Brandon | Signed |
| 3/25/2020 | Hoyer, Brian | Signed |

APRIL 2020

| | | |
|-----------|---------------------|--------------------------|
| 4/1/2020 | Kessler, Cody | Released |
| 4/16/2020 | Eluemunor, Jermaine | Re-signed |
| 4/17/2020 | Butler, Adam | Re-signed |
| 4/21/2020 | Gronkowski, Rob | Traded to Tampa Bay |
| 4/24/2020 | Dugger, Kyle | Drafted |
| 4/24/2020 | Uche, Josh | Drafted |
| 4/24/2020 | Jennings, Anfernee | Drafted |
| 4/24/2020 | Asiasi, Devin | Drafted |
| 4/24/2020 | Keene, Dalton | Drafted |
| 4/25/2020 | Rohrwasser, Justin | Drafted |
| 4/25/2020 | Onwenu, Mike | Drafted |
| 4/25/2020 | Herron, Justin | Drafted |
| 4/25/2020 | Maluia, Cassh | Drafted |
| 4/25/2020 | Woodard, Dustin | Drafted |
| 4/27/2020 | Develin, James | Announced his Retirement |
| 4/27/2020 | Davis, Keionta | Released |
| 4/27/2020 | Melifonwu, Obi | Released |
| 4/28/2020 | Lee, Marqise | Signed |

MAY 2020

| | | |
|-----------|--------------------|---------------------|
| 5/5/2020 | Berry, Rashod | Signed |
| 5/5/2020 | Bryant, Myles | Signed |
| 5/5/2020 | Burt, Jake | Signed |
| 5/5/2020 | Coe, Nick | Signed |
| 5/5/2020 | Harris, Scoota | Signed |
| 5/5/2020 | Hastings, Will | Signed |
| 5/5/2020 | Lewerke, Brian | Signed |
| 5/5/2020 | Murray, Bill | Signed |
| 5/5/2020 | Riley, Sean | Signed |
| 5/5/2020 | Smith, J'Mar | Signed |
| 5/5/2020 | Taylor, J.J. | Signed |
| 5/5/2020 | Tezino, Kyahva | Signed |
| 5/5/2020 | Thomas, Jeff | Signed |
| 5/5/2020 | Wallace Courtney | Signed |
| 5/5/2020 | Zuber, Isaiah | Signed |
| 5/7/2020 | Uche, Josh | Signed/Draft Choice |
| 5/7/2020 | Rohrwasser, Justin | Signed/Draft Choice |
| 5/7/2020 | Herron, Justin | Signed/Draft Choice |
| 5/7/2020 | Maluia, Cassh | Signed/Draft Choice |
| 5/8/2020 | Jennings, Anfernee | Signed/Draft Choice |
| 5/8/2020 | Asiasi, Devin | Signed/Draft Choice |
| 5/8/2020 | Onwenu, Mike | Signed/Draft Choice |
| 5/8/2020 | Woodard, Dustin | Signed/Draft Choice |
| 5/15/2020 | Keene, Dalton | Signed/Draft Choice |
| 5/20/2020 | Dugger, Kyle | Signed/Draft Choice |

JULY 2020

| | | |
|-----------|-------------------|-----------------|
| 7/8/2020 | Newton, Cam | Signed |
| 7/25/2020 | Pipkins, Lenzy | Released |
| 7/26/2020 | Gant, Malik | Released |
| 7/26/2020 | Hastings, Will | Released |
| 7/26/2020 | Lewerke, Brian | Released |
| 7/26/2020 | Pickett, Sean | Released |
| 7/26/2020 | Riley, Sean | Released |
| 7/26/2020 | Smith, J'Mar | Released |
| 7/26/2020 | Tezino, Kyahva | Released |
| 7/26/2020 | Wallace, Courtney | Released |
| 7/26/2020 | Zuber, Isaiah | Released |
| 7/28/2020 | Hastings, Will | Signed |
| 7/28/2020 | Bolden, Brandon | Reserve/Opt-Out |
| 7/28/2020 | Cannon, Marcus | Reserve/Opt-Out |
| 7/28/2020 | Vitale, Danny | Reserve/Opt-Out |
| 7/29/2020 | Chung, Patrick | Reserve/Opt-Out |
| 7/29/2020 | Toran, Najee | Reserve/Opt-Out |
| 7/30/2020 | Lewerke, Brian | Signed |

AUGUST 2020

| | | |
|----------|-------------------|-----------------|
| 8/2/2020 | Hightower, Dont'a | Reserve/Opt-out |
| 8/2/2020 | LaCrosse, Matt | Reserve/Opt-out |
| 8/2/2020 | Lee, Marqise | Reserve/Opt-out |
| 8/5/2020 | Zuber, Isaiah | Signed |

AUGUST 202 (continued)

| | | |
|-----------|--------------------|--------------------------------|
| 8/9/2020 | Jackson, Michael | Acquired Via Trade (Detroit) |
| 8/11/2020 | Kilgo, Darius | Signed |
| 8/11/2020 | King, Brandon | Placed on Reserve/PUP List |
| 8/12/2020 | Gauthier, Tyler | Signed |
| 8/13/2020 | Miller, Lamar | Signed |
| 8/13/2020 | Woodard, Dustin | Placed on Reserve/Retired List |
| 8/13/2020 | Coe, Nick | Released |
| 8/15/2020 | Adeboyejo, Quincy | Released |
| 8/17/2020 | Braden, Ben | Signed |
| 8/17/2020 | Butler, Paul | Signed |
| 8/17/2020 | Ellis, Alex | Signed |
| 8/22/2020 | Quessenberry, Paul | Signed |
| 8/22/2020 | Williams, Xavier | Signed |
| 8/22/2020 | Ellis, Alex | Released |
| 8/22/2020 | Kilgo, Darius | Released |
| 8/24/2020 | Barnett, Michael | Signed |
| 8/24/2020 | Folk, Nick | Signed |
| 8/28/2020 | Hastings, Will | Released |
| 8/29/2020 | Baccellia, Andre | Signed |

SEPTEMBER 2020

| | | |
|-----------|----------------------|-------------------------------------|
| 9/3/2020 | Sanu Sr., Mohamed | Released |
| 9/3/2020 | Barnett, Michael | Released |
| 9/3/2020 | Jackson, Michael | Released |
| 9/5/2020 | Baccellia, Andre | Released |
| 9/5/2020 | Berry, Rashod | Released |
| 9/5/2020 | Bower, Tashawn | Released |
| 9/5/2020 | Braden, Ben | Released |
| 9/5/2020 | Bryant, Myles | Released |
| 9/5/2020 | Burt, Jake | Released |
| 9/5/2020 | Folk, Nick | Released |
| 9/5/2020 | Gauthier, Tyler | Released |
| 9/5/2020 | Hall, Terez | Released |
| 9/5/2020 | Harris, Scoota | Released |
| 9/5/2020 | Lewerke, Brian | Released |
| 9/5/2020 | Maluia, Cassh | Released |
| 9/5/2020 | Miller, Lamar | Released |
| 9/5/2020 | Murray, Bill | Released |
| 9/5/2020 | Quessenberry, Paul | Released |
| 9/5/2020 | Rohrwasser, Justin | Released |
| 9/5/2020 | Ross, D'Angelo | Released |
| 9/5/2020 | Ross, Devin | Released |
| 9/5/2020 | Taylor, J.J. | Released |
| 9/5/2020 | Thomas, Jeff | Released |
| 9/5/2020 | Thurman, Nick | Released |
| 9/5/2020 | Williams, Xavier | Released |
| 9/5/2020 | Zuber, Isaiah | Released |
| 9/6/2020 | Berry, Rashod | Signed to the practice squad |
| 9/6/2020 | Bower, Rashod | Signed to the practice squad |
| 9/6/2020 | Bryant, Myles | Signed to the practice squad |
| 9/6/2020 | Burt, Jake | Signed to the practice squad |
| 9/6/2020 | Folk, Nick | Signed to the practice squad |
| 9/6/2020 | Hall, Terez | Signed to the practice squad |
| 9/6/2020 | Maluia, Cassh | Signed to the practice squad |
| 9/6/2020 | Murray, Bill | Signed to the practice squad |
| 9/6/2020 | Quessenberry, Paul | Signed to the practice squad |
| 9/6/2020 | Rohrwasser, Justin | Signed to the practice squad |
| 9/6/2020 | Ross, D'Angelo | Signed to the practice squad |
| 9/6/2020 | Ross, Devin | Signed to the practice squad |
| 9/6/2020 | Taylor, J.J. | Signed to the practice squad |
| 9/6/2020 | Thurman, Nick | Signed to the practice squad |
| 9/6/2020 | Williams, Xavier | Signed to the practice squad |
| 9/6/2020 | Zuber, Isaiah | Signed to the practice squad |
| 9/7/2020 | Allen, Beau | Placed on Reserve/Injured |
| 9/7/2020 | Harris, Damien | Placed on Reserve/Injured |
| 9/7/2020 | Maluia, Cassh | Signed from the practice squad |
| 9/7/2020 | Taylor, J.J. | Signed from the practice squad |
| 9/8/2020 | Kinsey, Mason | Signed to the practice squad |
| 9/8/2020 | Wilkerson, Kristian | Signed to the practice squad |
| 9/9/2020 | Quessenberry, Paul | Released from the practice squad |
| 9/9/2020 | Levin, Corey | Signed to the practice squad |
| 9/10/2020 | Cajuste, Yodny | Placed on Reserve/Injured |
| 9/11/2020 | Levin, Corey | Released from the practice squad |
| 9/12/2020 | Folk, Nick | Elevated from the practice squad |
| 9/12/2020 | Williams, Xavier | Elevated from the practice squad |
| 9/12/2020 | Olzewski, Gunner | Placed on Reserve/Injured |
| 9/12/2020 | Benench, Caleb | Signed to the practice squad |
| 9/14/2020 | Folk, Nick | Reverted back to the practice squad |
| 9/14/2020 | Williams, Xavier | Reverted back to the practice squad |
| 9/16/2020 | Bryant, Myles | Signed from the practice squad |
| 9/16/2020 | Folk, Nick | Signed from the practice squad |
| 9/16/2020 | Dolegala, Jake | Signed to the practice squad |
| 9/16/2020 | Ferentz, James | Signed to the practice squad |
| 9/19/2020 | Thurman, Nick | Elevated from the practice squad |
| 9/21/2020 | Thurman, Nick | Reverted back to the practice squad |
| 9/26/2020 | Ferentz, James | Signed from the practice squad |
| 9/26/2020 | Thurman, Nick | Elevated from the practice squad |
| 9/26/2020 | Zuber, Isaiah | Elevated from the practice squad |
| 9/26/2020 | Andrews, David | Placed on Reserve/Injured |
| 9/26/2020 | Uche, Josh | Placed on Reserve/Injured |
| 9/28/2020 | Thurman, Nick | Reverted back to the practice squad |
| 9/28/2020 | Zuber, Isaiah | Reverted back to the practice squad |
| 9/28/2020 | Jackson Sr., Michael | Signed to the practice squad |

OCTOBER 2020

| | | |
|-----------|------------------|----------------------------------|
| 10/1/2020 | Roos, Jordan | Signed to the practice squad |
| 10/1/2020 | Kinsey, Mason | Released from the practice squad |
| 10/2/2020 | Pinkney, Michael | Signed to the practice squad |
| 10/2/2020 | Williams, Xavier | Released from the practice squad |



2020 TRANSACTIONS

OCTOBER 2020 (continued)

| | | |
|------------|---------------------|---|
| 10/5/2020 | Harris, Damien | Activated to the 53-man roster |
| 10/5/2020 | Olszewski, Gunner | Activated to the 53-man roster |
| 10/5/2020 | Zuber, Isaiah | Elevated to the 53-man roster |
| 10/5/2020 | Davis, Cody | Placed on Reserve/Injured |
| 10/5/2020 | Michel, Sony | Placed on Reserve/Injured |
| 10/6/2020 | Zuber, Isaiah | Reverted back to the practice squad |
| 10/8/2020 | Quessenberry, Paul | Signed to the practice squad |
| 10/14/2020 | Davis, Carl | Signed off the Jaguars practice squad |
| 10/15/2020 | Quessenberry, Paul | Released from the practice squad |
| 10/17/2010 | Benenoch, Caleb | Elevated to the 53-man roster |
| 10/17/2020 | Berry, Rashod | Elevated to the 53-man roster |
| 10/17/2020 | Thurman, Nick | Elevated to the 53-man roster |
| 10/17/2020 | Zuber, Isaiah | Elevated to the 53-man roster |
| 10/29/2020 | Benenoch, Caleb | Reverted back to the practice squad |
| 10/19/2020 | Berry, Rashod | Reverted back to the practice squad |
| 10/19/2020 | Thurman, Nick | Reverted back to the practice squad |
| 10/19/2020 | Zuber, Isaiah | Reverted back to the practice squad |
| 10/19/2020 | Kinsey, Mason | Signed to the practice squad |
| 10/19/2020 | Ross, Devin | Released from the practice squad |
| 10/21/2020 | Eluemunor, Jermaine | Placed on Reserve/Injured |
| 10/24/2020 | Andrews, David | Activated to the 53-man roster |
| 10/24/2020 | Bower, Tashawn | Elevated to the 53-man roster |
| 10/24/2020 | Thurman, Nick | Elevated to the 53-man roster |
| 10/25/2020 | Bower, Tashawn | Reverted back to the practice squad |
| 10/25/2020 | Thurman, Nick | Reverted back to the practice squad |
| 10/27/2020 | Steckler, Jordan | Signed to the practice squad |
| 10/27/2020 | Roos, Jordan | Released from the practice squad |
| 10/28/2020 | Copeland, Brandon | Placed on Reserve/Injured |
| 10/28/2020 | Burt, Jake | Placed on Practice Squad//Reserve Injured |
| 10/31/2020 | Edelman, Julian | Placed on Reserve/Injured |
| 10/31/2020 | Herron, Justin | Placed on Reserve/Injured |
| 10/31/2020 | Thurman, Nick | Signed to the 53-man roster |
| 10/31/2020 | Davis, Cody | Activated to the 53-man roster |
| 10/31/2020 | Uche, Josh | Activated to the 53-man roster |
| 10/31/2020 | Bower, Tashawn | Elevated to the 53-man roster |
| 10/31/2020 | Zuber, Isaiah | Elevated to the 53-man roster |

NOVEMBER 2020

| | | |
|-----------|---------------------|-------------------------------------|
| 11/2/2020 | Bower, Tashawn | Reverted back to the practice squad |
| 11/2/2020 | Zuber, Isaiah | Reverted back to the practice squad |
| 11/3/2020 | Ford, Isaiah | Acquired via trade (Miami) |
| 11/3/2020 | Mack, Isaiah | Claimed off Waivers from Tennessee |
| 11/3/2020 | Asiasi, Devin | Placed on Reserve/Injured |
| 11/5/2020 | Glasgow, Ryan | Signed to the practice squad |
| 11/5/2020 | Moncrief, Donte | Signed to the practice squad |
| 11/9/2020 | Bower, Tashawn | Signed from the practice squad |
| 11/9/2020 | Hall, Terez | Elevated to the 53-man roster |
| 11/9/2020 | Wilkerson, Kristian | Elevated to the 53-man roster |



PATRIOTS vs. BALTIMORE RAVENS

SERIES HISTORY

The New England Patriots and Baltimore Ravens have squared off 10 times in the regular season and four times in the postseason, including two straight AFC Championship Games in 2011 and 2012, since the Baltimore franchise was founded following the Cleveland Browns move to Baltimore in 1996. All four postseason games have been played at Gillette Stadium. The Patriots are 8-2 against Baltimore in the regular season and 2-2 against Baltimore in the playoffs.

Last season, the Patriots traveled to Baltimore with an 8-0 record and lost, 37-20, in a Sunday Night Football game on Nov. 3. Baltimore last played at Gillette Stadium on Dec. 12, 2016, with the Patriots taking a 30-23 win.

Sunday will mark the fifth primetime game between the two teams and the second straight Sunday Night game. In addition to last season's Sunday Night Football game, the clubs also played on Sunday Night in 2012 and on Monday Night Football in 2007 and 2016, both Patriots wins.

The Patriots and Ravens first met in the playoffs following the 2009 season, with Baltimore taking a 33-14 win in a Wild Card matchup at Gillette Stadium on Jan. 10, 2010. The Patriots avenged that loss in the 2011 AFC Championship Game with a 23-20 victory over the Ravens at Gillette Stadium on Jan. 22, 2012, to advance to Super Bowl XLVI. The teams again met in the 2012 AFC Championship Game at Gillette Stadium on Jan. 20, 2013, with Baltimore taking a 28-13 decision to advance to Super Bowl XLVII. Most recently, New England overcame two 14-point deficits in a 35-31 win in the 2014 AFC Divisional Playoff at Gillette Stadium on Jan. 10, 2015.

The first meeting between the teams came during Baltimore's first season, when the Patriots prevailed 46-38 on Oct. 6, 1996. The 84 total points scored by both teams in that game rank as the second-highest total number of points in a game in Patriots history to the 86 points in a 43-43 tie with Oakland in 1964.

REGULAR SEASON • PATRIOTS 8, RAVENS 2

| DATE | RESULT | SCORE | H/A | STADIUM |
|----------|--------|------------|-----|------------------|
| 10/06/96 | W | 46-38 | A | Memorial Stadium |
| 01/02/00 | W | 20-3 | H | Foxboro Stadium |
| 11/28/04 | W | 24-3 | H | Gillette Stadium |
| 12/03/07 | W | 27-24 | A | M&T Bank Stadium |
| 10/04/09 | W | 27-21 | H | Gillette Stadium |
| 10/17/10 | W | 23-20 (ot) | H | Gillette Stadium |
| 09/23/12 | L | 30-31 | A | M&T Bank Stadium |
| 12/22/13 | W | 41-7 | A | M&T Bank Stadium |
| 12/12/16 | W | 30-23 | H | Gillette Stadium |
| 11/03/19 | L | 20-37 | A | M&T Bank Stadium |

POSTSEASON • PATRIOTS 2, RAVENS 2

| DATE | RESULT | SCORE | H/A | STADIUM |
|----------|--------|-------|-----|------------------|
| 01/10/10 | L | 14-33 | H | Gillette Stadium |
| 01/22/12 | W | 23-20 | H | Gillette Stadium |
| 01/20/13 | L | 13-28 | H | Gillette Stadium |
| 01/10/15 | W | 35-31 | H | Gillette Stadium |

PATRIOTS VS. BALTIMORE PREDECESSORS

From 1970-83, the Patriots faced the Baltimore Colts 27 times, posting a 12-15 record in those games. The Colts moved to Indianapolis prior to the 1984 season and Baltimore was left without an NFL team until the Cleveland Browns moved to Baltimore and became the Ravens in 1996. Prior to the move, the Patriots were 4-11 against the Browns, including a 2-4 record against Cleveland when Bill Belichick was the Browns head coach from 1991-95.

TALE OF THE TAPE

| 2020 Regular Season | New England | Baltimore |
|--------------------------|-------------|------------|
| Record | 3-5 | 6-2 |
| Divisional Standings | 3rd | 2nd |
| Total Yards Gained | 2,895 | 2,776 |
| Total Offense (Rank) | 361.9 (17T) | 347.0 (23) |
| Rush Offense | 159.6 (4) | 170.1 (1) |
| Pass Offense | 202.3 (28) | 176.9 (31) |
| Points Per Game | 20.8 (28) | 28.4 (8) |
| Total Yards Allowed | 2,823 | 2,559 |
| Total Defense (Rank) | 352.9 (12) | 324.9 (8) |
| Rush Defense | 131.0 (25) | 101.8 (8) |
| Pass Defense | 221.9 (9) | 223.1 (10) |
| Points Allowed/Game | 24.3 (12) | 17.6 (1) |
| Possession Avg. | 30:49 | 31:22 |
| Sacks Allowed/Yards Lost | 15/91 | 21/122 |
| Sacks Made/Yards | 11/83 | 24/183 |
| Total Touchdowns Scored | 18 | 26 |
| Penalties Against/Yards | 26/285 | 51/484 |
| Punts/Avg. | 20/47.6 | 31/45.0 |
| Turnover Differential | -1 (18T) | +4 (6T) |

2019 MEETING: RAVENS 37, PATRIOTS 20

NOVEMBER 3, 2019 • M&T BANK STADIUM

| | 1 | 2 | 3 | 4 | Score |
|-------------|----|----|---|----|-------|
| New England | 0 | 13 | 7 | 0 | 20 |
| Baltimore | 10 | 7 | 7 | 13 | 37 |

SCORING SUMMARY

First Quarter:

BAL: L.Jackson 3 yd. run (J.Tucker kick) (11-75, 6:47)
BAL: J.Tucker 39 yd. Field Goal (11-54, 5:20)

Second Quarter

BAL: G.Edwards 12 yd. run (J.Tucker kick) (3-77, 1:35)
NE: M.Sanu 4 yd. pass from T.Brady (N.Folk kick) (4-20, 0:39)
NE: N.Folk 22 yd. Field Goal (6-15, 2:48)
NE: N.Folk 19 yd Field Goal (8-81, 1:35)

Third Quarter

BAL: M.Humphrey 70 yd. fumble return (J.Tucker kick)
NE: J.White 1 yd. run (N.Folk kick) (11-75, 4:18)

Fourth Quarter

BAL: N.Boyle 5 yd. pass from L.Jackson (kick failed) (14-81, 8:09)
BAL: L.Jackson 1 yd. run (J.Tucker kick) (14-68, 9:35)

TEAM STATISTICS

| | NE | BAL |
|----------------------------|---------|---------|
| First Downs | 22 | 26 |
| Rushes-Yds (Net) | 17-74 | 41-210 |
| Passing Yds (Net) | 268 | 162 |
| Passes Comp-Att-Int | 46-30-1 | 23-17-0 |
| Total Offense Plays-Yds | 65-342 | 65-372 |
| Fumble Returns-Yards | 2-0 | 1-70 |
| Punt Returns-Yards | 0-0 | 2-7 |
| Kickoff Returns-Yards | 2-53 | 3-38 |
| Interception Returns-Yards | 0-0 | 1-24 |
| Punts (Number-Avg) | 5-46.6 | 2-49.0 |
| Fumbles-Lost | 2-1 | 2-2 |
| Penalties-Yards | 7-48 | 4-34 |
| Possession Time | 22:59 | 37:01 |
| Third-Down Conversions | 5-13 | 5-10 |
| Fourth-Down Conversions | 0-0 | 1-1 |
| Red-Zone Scores-Chances | 2-4 | 4-4 |
| Sacks By: Number-Yards | 2-17 | 1-1 |

Attendance: 71,157

RUSHING: NE- J.White 9-38, S.Michel 4-18, R.Burkhead 4-18. **BAL** - M.Ingram 15-115, L.Jackson 16-61, G.Edwards 7-27, J.Hill 3-7.

PASSING: NE - T.Brady 46-30-285 1 TD/1 INT. **BAL** - L.Jackson 23-17-163 1 TD/0 INT.

RECEIVING: NE - J. Edelman 10-89, M.Sanu 10-81, B.Watson 4-28, J.White 2-46, P.Dorsett 2-13, R.Burkhead 1-16, S.Michel 1-12. **BAL** - N.Boyle 5-27, M.Brown 3-48, M.Ingram 2-29, M.Andrews 2-21, H.Hurst 2-15, W.Snead 2-15, R.Ricard 1-8.



PATRIOTS vs. BALTIMORE RAVENS

PATRIOTS ON SUNDAY NIGHT

The New England Patriots own a 31-22 record overall on Sunday Night Football and are 0-1 in 2020 on Sunday Night following the 35-30 loss at Seattle on Sept. 20.

NBC (19-13)

| DATE | OPPONENT | SCORE |
|----------|-------------------|--------------|
| 09/24/06 | vs. Denver | 7-17 L |
| 11/07/06 | vs. Indianapolis | 20-27 L |
| 09/16/07 | vs. San Diego | 38-14 W |
| 11/18/07 | at Buffalo | 56-10 W |
| 11/25/07 | vs. Philadelphia | 31-28 W |
| 10/12/08 | at San Diego | 10-30 L |
| 11/02/08 | at Indianapolis | 15-18 L |
| 11/15/09 | at Indianapolis | 34-35 L |
| 11/14/10 | at Pittsburgh | 39-26 W |
| 12/19/10 | vs. Green Bay | 31-27 W |
| 11/13/11 | at N.Y. Jets | 37-16 W |
| 09/23/12 | at Baltimore | 30-31 L |
| 12/16/12 | vs. San Francisco | 34-41 L |
| 09/29/13 | at Atlanta | 30-23 W |
| 11/25/13 | vs. Denver | 34-31 W (OT) |
| 10/05/14 | vs. Cincinnati | 43-17 W |
| 11/16/14 | at Indianapolis | 42-20 W |
| 12/07/14 | at San Diego | 23-14 W |
| 10/18/15 | at Indianapolis | 34-27 W |
| 11/29/15 | at Denver | 24-30 L (OT) |
| 12/13/15 | at Houston | 27-6 W |
| 09/11/16 | at Arizona | 23-21 W |
| 11/13/16 | vs. Seattle | 24-31 L |
| 10/22/17 | vs. Atlanta | 23-7 W |
| 11/12/17 | at Denver | 41-16 W |
| 09/23/18 | at Detroit | 10-26 L |
| 10/14/18 | vs. Kansas City | 43-40 W |
| 11/04/18 | vs. Green Bay | 31-17 W |
| 09/08/19 | vs. Pittsburgh | 33-3 W |
| 11/03/19 | at Baltimore | 20-37 L |
| 12/01/19 | at Houston | 22-28 L |
| 09/20/20 | at Seattle | 30-35 L |

PATRIOTS ON SUNDAY NIGHT (CONT'D)

ESPN (9-6)

| DATE | OPPONENT | SCORE |
|----------|------------------|---------|
| 11/08/87 | at N.Y. Giants | 10-17 L |
| 11/20/88 | at Miami | 6-3 W |
| 12/10/89 | at Miami | 10-31 L |
| 11/10/91 | at Miami | 20-30 L |
| 11/27/94 | at Indianapolis | 12-10 W |
| 12/01/96 | at San Diego | 45-7 W |
| 09/13/98 | vs. Indianapolis | 29-6 W |
| 09/26/99 | vs. N.Y. Giants | 16-14 W |
| 12/05/99 | vs. Dallas | 13-6 W |
| 11/18/01 | vs. St. Louis | 17-24 L |
| 11/17/02 | at Oakland | 20-27 L |
| 12/22/02 | vs. N.Y. Jets | 17-30 L |
| 11/16/03 | vs. Dallas | 12-0 W |
| 11/14/04 | vs. Buffalo | 29-6 W |
| 10/30/05 | vs. Buffalo | 21-16 W |

TNT (2-3)

| DATE | OPPONENT | SCORE |
|----------|---------------|------------|
| 10/04/92 | at N.Y. Jets | 21-30 L |
| 09/26/93 | at N.Y. Jets | 7-45 L |
| 10/18/95 | vs. Denver | 3-37 L |
| 10/27/96 | vs. Buffalo | 28-25 W |
| 09/14/97 | vs. N.Y. Jets | 27-24 W ot |

ABC (1-0)

| DATE | OPPONENT | SCORE |
|----------|------------|---------|
| 09/24/78 | at Oakland | 21-14 W |



PATRIOTS VS. BALTIMORE RAVENS

CONNECTIONS

FORMER COLLEGE TEAMMATES



NE RB Damian Harris – (2015-18) * ^
NE LB Anfernee Jennings – (2015-19) * ^
BAL C/G Bradley Bozeman – (2013-17)*^



NE OL Korey Cunningham – (2013-17)
BAL WR Chris Moore – (2011-15)



NE Strength Coach Moses Cabrera – (2010)
BAL CB Jimmy Smith – (2006-10)



NE DB JC Jackson – (2014-17)
NE DL Byron Cowart – (2015-18)
BAL DE Yannick Ngakoue – (2013-15)



NE OL Mike Onwenu – (2016-19)
NE LB Josh Uche – (2016-19)
NE DL Chase Winovich – (2015-18)
NE QBC Jedd Fisch – (2015-16)
BAL G Ben Bredeson – (2016-19)
BAL STAsT. TJ Weist – (Sr. Ast. 2015)



NE WR Jakobi Meyers – (2015-18)
NE G Joe Thuney – (2011-15)
BAL D Ast. Sterling Lucas – (GA -2013-15)



NE DB Jason McCourty – (2005-08)
NE DB Devin McCourty – (2006-09)
NE Secondary Steve Belichick – (2011)
BAL Pass DC Chis Hewitt – (2004-07) (CBC/RBC 2010-11)
BAL Sr. Ast. Craig ver Steeg – (OC 2003-07)



NE LBC Jerod Mayo – (2005-07)
BAL LS Morgan Cox – (2006-09)



NE DB Adrian Philips – (2010-13)
BAL K Justin Tucker – (2008-11)



NE TE Dalton Keene – (2017-19)
NE WR Isaiah Ford – (2014-16)
BAL S Chuck Clark – (2013-16)

* Won 2015 National Championship with Alabama
^ Won 2017 National Championship with Alabama

PATRIOTS TIES TO MARYLAND

LB Ja'Whaun Bentley – Hometown: Glenarden, MD

DL Byron Cowart – College: Maryland (2015-18)

DB J.C. Jackson – College: Maryland (2014-17)

HC Bill Belichick – Hometown: Annapolis, MD
High School: Annapolis High
Coaching: Baltimore Colts (Special Ast. 1975)

FORMER PATRIOTS

DB Jordan Richards – (2015-17) (2019)

FORMER RAVENS

DB Justin Bethel – (2019)

DB Terrence Brooks – (2014-15)

DL Lawrence Guy – (2014-16)

LB John Simon – (2013)

QBC Jedd Fisch – (WR/QB Ast. 2004-08)

WORTH NOTING

Ravens linebacker LJ Fort was signed by the Patriots in early August 2015. He was waived before the start of the season and claimed by Pittsburgh.

FORMER NFL TEAMMATES



DB Justin Bethel – (2012-17)



DE Calais Campbell – (2008-16)

QB Brian Hoyer – (2016)
RBC Ivan Fears (WRC 1993-1998)



LB Pernell McPhee – (2015-17)
TEC Bobby Engram – (WR 1996-2000)
Sr. Ast./RBC Craig ver Steeg (OQC 1996)

QBC Jedd Fisch – (2018-19)



CB Marcus Peters – (2018-19)

Coaching Ast. Vinnie Sunseri (DB 2014-15)



RB Mark Ingram II – (2011-18)
WR Willie Snead IV – (2015-17)

DB Stephon Gilmore – (2012-16)



OLC Joe D'Alessandris – (OLC 2010-12)

QB Brian Hoyer – (2013-14)



DLC Joe Cullen – (DLC 2013)

OL James Ferentz – (2015-16)*
OC Josh McDaniels – (HC 2009-10)



DE Derek Wolfe – (2012-19)*
DC Don Martindale – (LBC/DC 2009-10)

QBC Jedd Fisch – (WRC 2002-2003)



OC Greg Roman – (TEC/QBC 2002-05)

DB Cody Davis – (2018-19)
DL Carl Davis – (2019)



DE Calais Campbell – (2017-19)

LB Shilique Calhoun – (2016-18)



DT Justin Ellis – (2014-18)
DE Jihad Ward – (2016-17)

DL Lawrence Guy – (2013-14)
DB Adrian Philips – (2014-19)



G D.J. Fluker – (2013-16)
OLC Joe D'Alessandris – (OLC 2013-15)

* Won Super Bowl 50 with Denver.

RAVENS TIES TO NEW ENGLAND

DL Patrick Ricard – College: Maine (2013-16)
Hometown: Spencer, Mass.
High School: David Prouty High School (Spencer, Mass.)

VP/GM Eric DeCosta – Coaching: Trinity (Grad Fellowship 1993-95)
College: Colby College (LB 1992-92)
Hometown: Taunton, Mass
High school: Taunton High

DLC Joe Cullen – College: UMass (DL 1986-89)
Coaching: UMass (RBC/DLC 1990-91)
Hometown: Quincy, Mass
High School: Quincy High

Football Analyst Daniel Stern – College: Yale (2012-16)

RBC Matt Weiss – Hometown: New Haven, CT
High School: Hopkins (New Haven, CT)

Sr. Ast./RBC Craig ver Steeg – Coaching: Harvard (QBC/WRC 1994-95)

D Coaching Analyst – Graduate Ast. Bryant College (2011-13)



PATRIOTS WHAT TO LOOK FOR THIS WEEK

IF THE PATRIOTS WIN...

- New England will improve on the NFL's best regular-season home record since Gillette Stadium opened in 2002. The Patriots enter Week 10 with a 123-25 (.831) record in regular-season games and a 142-29 (.830) overall mark at Gillette Stadium.
- The Patriots enter this week's game with a 5-0 record in regular-season games and a 2-2 mark in the playoffs vs. Baltimore at home.
- And a player eclipses 100 yards rushing, the team will improve to 53-3 since the 2000 regular season when a player rushes for at least 100 yards.
- And the team does not commit a turnover, New England will win its 71st game since 2008 without committing a turnover. The Patriots enter Week 10 with a 70-9 record in zero turnover games since 2008.

WHAT TO LOOK FOR...

- The Patriots have been called for an NFL-low 26 total penalties. The fewest penalties the Patriots have ever had in a 16-game season was 57 in 2008. Since 2000, the fewest penalties in a season is 55 by the 2012 Atlanta Falcons. The 2020 Patriots are on pace for 52 total penalties.
- The New England offense enters this week fourth in the NFL averaging 159.6 rushing yards per game (1,277 total rushing yards) and is on pace for 2,554 rushing yards for the season. That would rank fourth in team annals behind the 3,165 rushing yards in 1978, 2,948 in 1976 and 2,605 in 1983.
- The Patriots defense has recorded 10 interceptions entering this week's game with Baltimore, trailing the 11 interceptions by Pittsburgh, Indianapolis and Tampa Bay. The 2019 Patriots led the NFL with 25 interceptions.

BEST HOME RECORDS SINCE 2002 (INCLUDING PLAYOFFS)

| Team | W | L | T | Pct |
|--------------|-----|----|---|------|
| New England | 142 | 29 | 0 | .830 |
| Pittsburgh | 113 | 45 | 1 | .714 |
| Seattle | 113 | 46 | 0 | .711 |
| Indianapolis | 111 | 48 | 0 | .698 |
| Baltimore | 110 | 44 | 0 | .714 |

FEWEST PENALTIES IN A 16-GAME SEASON

| Season | Team | Penalties |
|--------|----------------------|-----------|
| 2012 | Atlanta Falcons | 55 |
| 2008 | New England Patriots | 57 |
| 2010 | Atlanta Falcons | 58 |
| 2007 | Seattle Seahawks | 59 |
| 1992 | New Orleans Saints | 60 |

HEAD COACH BILL BELICHICK

WHAT TO LOOK FOR...

- Belichick enters this week third all-time with 276 career regular-season wins, behind George Halas (318) and Don Shula (328).
- Belichick's 307 career victories as a heads coach (including postseason) are third-most all-time behind George Halas (324) and Don Shula (347).



CB J.C. JACKSON

WHAT TO LOOK FOR...

- Jackson has recorded an interception in four consecutive games heading into Week 10, tied with Devin McCourty (2019) and Mike Haynes (1976) for most consecutive games with an interception in team history.

DB DEVIN MCCOURTY

WHAT TO LOOK FOR...

- With his next interception, Devin McCourty (28) will tie Ron Hall, Roland James and Fred Marion for third all-time in Patriots history with 29 career interceptions.
- McCourty has 493 interception return yards in his regular-season career and needs seven yards to become the third Patriot with 500 return yards.
- If McCourty returns another interception for a touchdown this season, he will tie the team record with two pick-sixes in a single year. The feat has been accomplished nine times.

PATRIOTS ALL-TIME INTERCEPTION LEADERS

| Player | Seasons | Interceptions |
|------------------|--------------|---------------|
| Raymond Clayborn | 1977-89 | 36 |
| Ty Law | 1995-2004 | 36 |
| Ron Hall | 1961-67 | 29 |
| Roland James | 1980-90 | 29 |
| Fred Marion | 1982-91 | 29 |
| Devin McCourty | 2010-present | 28 |
| Mike Haynes | 1976-82 | 28 |

PATRIOTS ALL-TIME INTERCEPTION YARDAGE LEADERS

| Player | Seasons | Interception Yards |
|------------------|--------------|--------------------|
| Ty Law | 1995-2004 | 583 |
| Raymond Clayborn | 1977-89 | 555 |
| Devin McCourty | 2010-present | 493 |
| Ron Hall | 1961-67 | 476 |
| Fred Marion | 1982-91 | 457 |



PATRIOTS WHAT TO LOOK FOR THIS WEEK

QB CAM NEWTON

WHAT TO LOOK FOR...

- Cam Newton has scored eight rushing touchdowns in 2020, on pace for 16 for the season. That mark would set a new NFL record for rushing touchdowns by a QB.
- Newton has three multi-rush TD games so far this season, tied for most by a QB in a single season.
- Newton has 69 rushing attempts so far in 2020, on pace for 138 for the season. The NFL record for most rushing attempts by an NFL quarterback in a single season is 176 by Lamar Jackson in 2019. Cam Newton's single-season career-high was 139 rushing attempts in 2017.
- Steve Grogan set a Patriots QB record in 1978 with 81 rushing attempts for 539 yards. Newton is on pace for 138 rushing attempts for 628 yards.
- Newton has the most rushing first downs by quarterback in NFL history with 389 and has 30 through Week 9 in 2020. That mark is second in 2020 among QBs behind the 34 by Arizona's Kyler Murray.



MOST RUSH TDS BY A QB IN A SEASON

| Player | Team | Season | Rush TDs |
|-----------------|-------------|--------|----------|
| Cam Newton | Carolina | 2011 | 14 |
| Steve Grogan | New England | 1976 | 12 |
| Kordell Stewart | Pittsburgh | 1997 | 11 |
| Tobin Rote | Green Bay | 1956 | 11 |
| Johnny Lujack | Chicago | 1950 | 11 |

MOST RUSH ATTEMPTS BY A QB IN A SEASON

| Player | Team | Season | Rush Attempts |
|---------------|-----------|--------|---------------|
| Lamar Jackson | Baltimore | 2019 | 176 |
| Lamar Jackson | Baltimore | 2018 | 147 |
| Bobby Douglas | Chicago | 1972 | 141 |
| Cam Newton | Carolina | 2017 | 139 |

MOST MULTI-RUSH TD GAMES BY A QB IN A SEASON

| Player | Team | Season | Multi-TD Games |
|-----------------|-------------|--------|----------------|
| Cam Newton | New England | 2020 | 3 |
| Cam Newton | Carolina | 2011 | 3 |
| Steve McNair | Tennessee | 1997 | 3 |
| Kordell Stewart | Pittsburgh | 1997 | 3 |
| Steve Grogan | New England | 1976 | 3 |
| Johnny Lujack | Chicago | 1950 | 3 |

RB JAMES WHITE

WHAT TO LOOK FOR...

- White has 24 touchdown receptions in 84 career regular-season games. Brian Westbrook currently holds the record for the fastest running back to reach the 25-TD reception mark, achieving the feat in 87 regular-season games.
- White needs two receiving touchdowns to tie Larry Garron (26) for the most in franchise history by a running back.
- White currently sits ninth on the Patriots all-time receptions list with 345. Irving Fryar holds the eighth spot with 363 regular-season receptions as a Patriot.
- Since White became a regular contributor on offense in 2015, he has more receptions (340), receiving yards (2,981) and receiving touchdowns (24) than any other running back in the NFL.



FEWEST GAMES TO REACH 25 RECEIVING TOUCHDOWNS AMONG NFL RUNNING BACKS

| Player | Games |
|-----------------|-------|
| Brian Westbrook | 87 |
| Darren Sproles | 107 |
| Marshall Faulk | 114 |
| Eric Metcalf | 116 |
| James Brooks | 126 |

MOST RECEIVING TOUCHDOWNS BY A PATRIOTS RB

| Player | Rec. TDs |
|--------------|----------|
| Larry Garron | 26 |
| James White | 24 |
| Kevin Faulk | 15 |
| Tony Collins | 12 |

ADDITIONAL NOTES

WHAT TO LOOK FOR...

WR JAKOBI MEYERS

- After setting career highs with 12 receptions for 169 yards in Week 9 at New York, Meyers looks to become the first Patriot with consecutive 100-yard receiving performances since Julian Edelman posted 110 yards receiving at Washington (10/6/19) and 113 vs. N.Y. Giants (10/10/19).

WR GUNNER OLSZEWSKI

- Entering this week's game, Olszewski is 10th in the NFL with a 24.1-yard kickoff return average.



LAST GAME PATRIOTS AT NEW YORK JETS

PATRIOTS 30, JETS 27

NOVEMBER 9, 2020 • METLIFE STADIUM

| | 1 | 2 | 3 | 4 | Final |
|----------------------|---|----|---|----|-------|
| New England Patriots | 7 | 3 | 7 | 13 | 30 |
| New York Jets | 3 | 17 | 7 | 0 | 27 |

TEAM NOTES

- Patriots extend streak to nine straight wins against the Jets.
- New England defense holds Jets offense to four plays for 3 yards in the fourth quarter. Jets net 1:24 time of possession in final frame.
- James White becomes second Patriots RB to reach 3,000 receiving yards.
- J.C. Jackson ties team record – fourth straight game with an interception.
- Jackson leads the NFL with 13 interceptions since 2018.
- Jackson now has consecutive seasons with at least five interceptions.
- Jakobi Meyers sets career high in receptions and receiving yards on 24th birthday; seizes first career 100-yard receiving game.

PATRIOTS PLAY SECOND OF THREE ON MNF

The Patriots played in their second of three Monday night games in 2020. The Patriots game at Kansas City on Oct. 5 was moved to Monday. In addition to the Jets game the Patriots will host Buffalo on Dec. 28 on Monday night. It will be the fourth season that the Patriots will play in three Monday night games. They played three Monday night games in 1980, 1997 and 1998.

STREAKING AGAINST THE JETS

The Patriots have now won nine straight games against the New York Jets, the fourth longest winning streak against an opponent in team history.

LONGEST WIN STREAK OVER OPPONENT IN TEAM HISTORY

| Opponent | Consecutive Wins |
|--------------------|------------------|
| Buffalo | 15 (2003-10) |
| Buffalo | 11 (1983-87) |
| San Diego Chargers | 10 (1973-2001) |
| N.Y. Jets | 9 (2016-20) |

INDIVIDUAL NOTES

CONSECUTIVE CAM COMPLETIONS

Cam Newton began the game by completing his first 11 passes. That is tied for the second-best completion streak to start a game in his career. His best completion streak to start a game was 14-for-14 vs. Seattle on Nov. 25, 2018.

ANOTHER MULTI-TD PERFORMANCE I

Cam Newton scored multiple rushing touchdowns for the third time this season, tying himself, former Patriots QB Steve Grogan and three other players for most multi-rush TD games by a QB in a single season with three. He is the first QB in the Super Bowl era with eight rushing touchdowns in his first seven games played in a season.

MOST MULTI-RUSH TD GAMES BY A QB IN A SEASON

| Player | Team | Season | Multi-TD Games |
|-----------------|-------------|--------|----------------|
| Cam Newton | New England | 2020 | 3 |
| Cam Newton | Carolina | 2011 | 3 |
| Steve McNair | Tennessee | 1997 | 3 |
| Kordell Stewart | Pittsburgh | 1997 | 3 |
| Steve Grogan | New England | 1976 | 3 |
| Johnny Lujack | Chicago | 1950 | 3 |

ANOTHER MULTI-TD PERFORMANCE II

Newton scored two rushing touchdowns in the win at New York, the ninth time in his career that he has rushed for at least two touchdowns in a single game, extending his NFL record. Newton also has the NFL record for most rushing touchdowns by an NFL quarterback in a single season with 14 in 2011.

MOST MULTI-RUSH TD GAMES BY A QB IN NFL HISTORY

| Player | Multi-Rush TD Games |
|--------------|---------------------|
| Cam Newton | 9 |
| Otto Graham | 7 |
| Jack Kemp | 7 |
| Steve McNair | 7 |
| Steve Young | 7 |

NEWTON MULTI-RUSH TD GAMES

| Date | Opponent | Rush TDs |
|----------|-----------------|----------|
| 12/04/11 | at Tampa Bay | 3 |
| 09/20/20 | at Seattle | 2 |
| 09/13/20 | vs. Miami | 2 |
| 11/09/20 | at N.Y. Jets | 2 |
| 09/23/18 | vs. Cincinnati | 2 |
| 01/03/16 | vs. Tampa Bay | 2 |
| 11/26/12 | at Philadelphia | 2 |
| 11/20/11 | at Detroit | 2 |
| 10/02/11 | at Chicago | 2 |

NEWTON SCORES AGAIN

Cam Newton added his seventh and eighth rushing touchdowns of the 2020 season, adding to his record for most rushing touchdowns by an NFL quarterback with 66.

MOST RUSH TDS BY A QB IN NFL HISTORY

| Player | Rushing TDs |
|-------------|-------------|
| Cam Newton | 66 |
| Steve Young | 43 |
| Jack Kemp | 40 |

TORRID SCORING PACE

Cam Newton set the NFL record for most rushing touchdowns in a season by a quarterback with 14 in 2011 and had 10 in 2015. Newton is the only NFL quarterback with two seasons with double-digit rushing touchdowns in a season.



LAST GAME PATRIOTS AT NEW YORK JETS

MOST RUSH TDS BY A QB IN A SEASON

| Player | Team | Season | Rush TDs |
|-----------------|-------------|--------|----------|
| Cam Newton | Carolina | 2011 | 14 |
| Steve Grogan | New England | 1976 | 12 |
| Kordell Stewart | Pittsburgh | 1997 | 11 |
| Tobin Rote | Green Bay | 1956 | 11 |
| Johnny Lujack | Chicago | 1950 | 11 |

PATRIOTS QB RUSHES FOR MULTIPLE TDS AGAIN

Cam Newton's two touchdown runs mark the 15th time that a Patriots quarterback as rushed for at least two touchdowns in a single game.

WHITE REACHES 3K

RB James White joined Kevin Faulk (1999-2011) as the only running backs in team history with 3,000 career receiving yards in the regular season.

RB RECEIVING YARDS IN PATRIOTS HISTORY

| Player | Seasons | Receiving Yards |
|--------------|--------------|-----------------|
| Kevin Faulk | 1999-2011 | 3,701 |
| James White | 2014-present | 3,004 |
| Larry Garron | 1960-68 | 2,502 |
| Tony Collins | 1981-87 | 2,356 |

JACKSON TIES TEAM PICK RECORD

J.C. Jackson tied a team record with an interception in his fourth consecutive game. Devin McCourty and Mike Haynes also had picks in four straight games. Jackson intercepted Jets QB Joe Flacco in the fourth quarter.

CONSEC. GAMES/INT IN PATRIOTS HISTORY

- 4 - J.C. Jackson (10/18/20 – 11/09/20)
- 4- Devin McCourty (09/08/19 – 09/29/19)
- 4 - Mike Haynes (11/07/76-11/28/76)

JACKSON FIFTH PATRIOT WITH 5+ INTS IN CONSEC SEASONS

Jackson has four interceptions in five games against Buffalo, including four interceptions off Josh Allen.

MOST CONSECUTIVE SEASONS WITH 5+ INTERCEPTIONS

| Player | INTs (Year) | INTs (Year) | INTs (Year) |
|------------------|-------------|-------------|-------------|
| Ron Bolton | 6 (1973) | 7 (1974) | 5 (1975) |
| Mike Haynes | 8 (1976) | 5 (1977) | 6 (1978) |
| J.C. Jackson | 5 (2019) | 5 (2020) | |
| Raymond Clayborn | 5 (1979) | 5 (1980) | |
| Asante Samuel | 10 (2006) | 7 (2007) | |

NFL PICKS LEADER

Jackson now has the most interceptions among all NFL player since entering the NFL in 2018.

MOST INTERCEPTIONS SINCE 2018

| Player | Team | Interceptions |
|----------------|-------------|---------------|
| J.C. Jackson | New England | 13 |
| Xavien Howard | Miami | 12 |
| Kyle Fuller | Chicago | 11 |
| Damonte Kazee | Atlanta | 10 |
| Donte Jackson | Carolina | 10 |
| Justin Simmons | Denver | 10 |

MEYERS WITH ANOTHER CAREER PERFORMANCE

WR Jakobi Meyers set career highs with 12 receptions and 169 yards receiving. His previous best was 74 yards receiving vs. Dallas on Nov. 24, 2019, and six receptions last week at Buffalo.

It was the Patriots second 100-yard game of the season. WR Julian Edelman had 179 yards receiving at Seattle on Sept. 20. Meyers is the first Patriots player with 10 receptions for the Patriots since Edelman and Mohamed Sanu Sr. each had 10 receptions at Baltimore on Nov. 3, 2019. The 12 receptions are the most since Edelman had 13 receptions on Dec. 15, 2013 at Miami.

LINEUP NOTES

DUGGER RETURNS TO THE FIELD

DB Kyle Dugger returned to action after missing two games due to injury.

WILKERSON SEES FIRST NFL ACTION

Rookie WR Kristian Wilkerson was elevated to the 53-man roster from the practice squad prior to the game and made his NFL debut.

HALL MAKES NFL DEBUT IN START AT LB

LB Terez Hall was elevated to the 53-man roster from the practice squad prior to the game and made his NFL debut as part of the starting lineup.

BOWER MAKES FIRST NFL START

DL Tashawn Bower was signed to the 53-man roster from the practice squad prior to the game and made his first NFL start.

FIRST CAREER START FOR THURMAN

DL Nick Thurman made his first NFL start against the Jets due to the injury to DL Lawrence Guy.

CARL DAVIS MAKES PATRIOTS DEBUT

Newly acquired DL Carl Davis played in his first game with the Patriots.



PATRIOTS PROJECTED CONTRIBUTORS: OFFENSE

QB 1



CAM NEWTON | 6-5 | 245 | AUBURN

- Played nine seasons with the Carolina Panthers after joining the team as the No. 1 overall pick in the draft 2011 draft. Signed with New England on July 8.
- League MVP in 2015 and a three-time Pro Bowl selection.
- Is the first NFL player with 30,000 passing yards and 5,000 rushing yards.

N'KEAL HARRY | 6-4 | 225

WR 15



- Started 2019 rookie season on IR. Played seven games and caught first career touchdown in a 13-9 win vs. Dallas (11/24).
- Became the first receiver the Patriots have selected in the first round since Terry Glenn in 1996.
- Left Arizona State sitting third in program history in both career receptions and career receiving yards.

RB 28



JAMES WHITE | 5-10 | 205 | WISCONSIN

- Holds three Super Bowl single-game records for receptions (14), points (20) and TDs (three).
- Currently has the most receptions (340), receiving yards (2,981) and receiving touchdowns (24) by a running back since 2015.
- Elected captain by his teammates for the past three seasons.


RB 34



REX BURKHEAD | 5-10 | 215 | NEBRASKA

- Signed as an unrestricted free agent in 2017 from Cincinnati.
- Played 13 games last season and averaged 4.6 yards per carry.
- Scored the game-winning overtime touchdown against Kansas City in the 2018 AFC Championship Game.

TE 85



RYAN IZZO | 6-5 | 255 | FLORIDA STATE

- Played in six NFL games with four starts in 2019, including starting in his first career game after missing his entire rookie season due to injury.
- Caught first career touchdown pass at Washington in a 33-7 win in 2019.

C 60



DAVID ANDREWS | 6-3 | 300 | GEORGIA

- Signed as a rookie free agent in 2015 and has played in 65 games over his six seasons.
- Has been named team captain four times (2017- 20). Was named to the Patriots All-Decade 2010s team at center.


DAMIEN HARRIS | 5-11 | 213

RB 37



- After playing sparingly as a third-round rookie in 2019, Harris's role has increased in 2020.
- Produced his first 100-yard rushing game at Kansas City (10/5), picking up 100 yards on 17 carries.
- Played youth football on the same team as QB Jarrett Stidham for a season in 2003. The duo also competed against one another in college and were both drafted by New England in 2019.

G 62



JOE THUNEY | 6-5 | 308 | N.C. STATE

- First player in NFL history to start in the Super bowl in each of his first three seasons.
- Has played the most offensive snaps in the NFL since entering the league in 2016 with 5,003. Philadelphia's Jason Kelce (4,939) is second.

G 69



SHAQ MASON | 6-1 | 310 | GEORGIA TECH

- Full name is Shaquille Olajuwon Mason after Shaquille O'Neal and Hakeem Olajuwon.
- Was named to the Patriots All-Decade 2010s team at guard.

T 76



ISSIAH WYNN | 6-2 | 310 | GEORGIA

- Drafted 23rd overall in 2019 but missed his rookie season due to injury.
- Played in eight games last season after spending time on IR. Started all eight games at left tackle.
- College roommates with Sonny Michel at Georgia.



PATRIOTS PROJECTED CONTRIBUTORS: DEFENSE

DL 99



BYRON COWART | 6-3 | 300 | MARYLAND

- Drafted by New England in the fifth round (159th overall) of the 2019 NFL Draft out of Maryland
- Played sparingly in five games as a rookie last year and posted two tackles.
- Has moved into a prominent role in 2020 and made his first career start in the season-opener vs. Miami.

DL 93



LAWRENCE GUY | 6-4 | 315 | ARIZONA STATE

- Started all 16 games for the Patriots last year and compiled a career high 61 tackles.
- Nine-year NFL veteran with stints with the Packers, Colts, Chargers and Ravens.
- He was named to the Patriots All-Decade Team for the 2010s.


LB 90



SHILIQUE CALHOUN | 6-4 | 260 | MICHIGAN STATE

- Played in 15 games last season, starting once and forced his first career fumble vs. Kansas City on Dec. 8.
- Forced two fumbles against the Raiders (9/27), including one that was recovered in the end zone for a touchdown.


DE 55



JOHN SIMON | 6-2 | 260 | OHIO STATE

- Appeared in all 16 games last year, finishing with 43 tackles, an interception and one forced fumble.
- Was named Big-10 Defensive Player of the Year in 2012 after his senior season at Ohio State.

LB 51



JA'WHAUN BENTLEY | 6-2 | 255 | PURDUE

- Showed promise as a fifth-round pick in his rookie season before getting injured.
- Played in all 16 games in his second year, starting twice and finished with 39 tackles.
- He was the first three-time captain at Purdue. Named Patriots captain in 2020.

CB 24



STEPHON GILMORE | 6-1 | 202 | SOUTH CAROLINA

- Has been selected to two consecutive Pro Bowls.
- Was named AP Defensive Player of the Year last season, the first defensive back to win the award since Troy Polamalu in 2010 and the first corner back since Charles Woodson in 2009.
- His 20 passes defended in 2019 were the most in the league and rank sixth all time in team history. Ty Law has the most with 27 in the 1998 season.

CB 30



JASON MCCOURTY | 5-11 | 195 | RUTGERS

- Appeared in 12 games with 10 starts in 2019 and had 39 total tackles and one interception.
- He and his brother Devin are just the third set of twins to play on the same NFL team together.
- Jason and Devin are enshrined in the Rutgers Hall of Distinguished Alumni.

S 21



ADRIAN PHILLIPS | 5-11 | 210 | TEXAS

- Seven-year veteran signed with New England this past offseason after six seasons with the Chargers. Originally entered the NFL as a rookie free agent and started his pro career on the Chargers practice squad.
- Earned Pro Bowl and AP All-Pro First Team accolades as a special teamer in 2018.

S 32



DEVIN MCCOURTY | 5-10 | 195 | RUTGERS

- Named captain every year since 2011.
- Was named to the Patriots 2010s All-Decade Team as a safety.
- Was named AFC Defensive Player of the Month for September in 2019.

DEATRICH WISE JR. | 6-5 | 275

DL 91



- Played in 14 games with three starts last season and was part of the number one defense.
- Finished with 26 total tackles in 2019.
- Scored his first touchdown against the Raiders (9/27) after helping force a fumble on a sack at the goal line.

JONATHAN JONES | 5-10 | 190

CB 31



- Emerged as a key reserve in 2017, notching a career-high eight passes defended.
- Played in 15 games last year, starting 9 and matched a career high in tackles with 50.
- Originally signed as a rookie free agent in 2016.

J.C. JACKSON | 6-1 | 198

CB 27



- Signed as a rookie free agent in May of 2018.
- Played in all 16 games last year, starting the final six.
- Had a career high five interceptions and 36 tackles.
- Blocked a punt against Buffalo that lead to a Matthew Slater touchdown.
- Had two multi interception games (Week 4 at BUF and Week 15 at CIN).



INDIVIDUAL AND TEAM NOTES



ROBERT KRAFT

CHAIRMAN & CEO

6 10

SUPER BOWL
WINS

CONFERENCE
TITLES

THE MOST BY ANY SINGLE OWNER IN
PRO FOOTBALL HISTORY

**FASTEST OWNER IN NFL
HISTORY TO REACH**

300 WINS

23-YEAR

SEASON TICKET HOLDER
BEFORE BUYING THE TEAM IN 1994



Since purchasing the team in 1994, the Patriots, under Robert Kraft's leadership, have experienced one of the most dramatic turnarounds in the history of sports.

Kraft has led the two most dominant decades in NFL history in terms of overall wins – 141 (2010-19) and 126 (2000-09)

Mr. Kraft is the most successful owner since he purchased the team in 1994 in terms of wins (327), division titles (19), winning percentage (.693), playoff wins (33), playoff seasons (21).



Since Robert Kraft purchased the team in 1994, the Patriots have experienced one of the most dramatic turnarounds in the history of sports. In his 26 seasons of ownership, he has transformed one of the league's least successful clubs into what observers view as a model NFL franchise. In the five seasons immediately preceding his purchase (1989-93), the Patriots were a moribund team, winning just 19 of 80 games (.238 pct.), logging the worst record in the NFL over that span. When he bought the franchise on Jan. 21, 1994, Kraft announced his intention to bring a championship to New England, a tall order considering the team's previous success rate. But under Kraft's leadership, the Patriots have won more division titles (19), conference crowns (10) and Super Bowl championships (6) than any other NFL team. Additionally, the Patriots have achieved the most winning seasons (23) and have the fewest losing seasons (2) since Kraft assumed ownership beginning in 1994. Super Bowl LIII was the 10th Super Bowl appearance since Kraft purchased the team, a period during which no other team has appeared in more than four Super Bowls. In Kraft's 26 seasons, the Patriots have qualified for the playoffs 21 times, more than doubling the franchise's accomplishments during its first 34 seasons. Kraft earned his 23rd winning season in 26 years of owning the franchise in 2019.



SINCE ROBERT KRAFT PURCHASED THE TEAM IN 1994

TOTAL VICTORIES SINCE 1994 (REGULAR SEASON)

| | |
|---------------------------|-----|
| New England Patriots..... | 294 |
| Pittsburgh Steelers..... | 270 |
| Green Bay Packers..... | 268 |

TOTAL VICTORIES SINCE 1994 (INCL. POSTSEASON)

| | |
|---------------------------|-----|
| New England Patriots..... | 327 |
| Pittsburgh Steelers..... | 290 |
| Green Bay Packers..... | 289 |
| Indianapolis Colts..... | 262 |

MOST HOME VICTORIES SINCE 1994 (INCL. POSTSEASON)

| | |
|---------------------------|-----|
| New England Patriots..... | 186 |
| Green Bay Packers..... | 170 |
| Pittsburgh Steelers..... | 164 |
| Denver Broncos..... | 152 |

WINNING PERCENTAGE SINCE 1994 (INCL. POSTSEASON)

| TEAM | W | L | T | Pct. |
|----------------------|-----|-----|---|------|
| New England Patriots | 327 | 145 | 0 | .693 |
| Pittsburgh Steelers | 290 | 166 | 2 | .635 |
| Green Bay Packers | 289 | 171 | 2 | .628 |
| Indianapolis Colts | 262 | 193 | 0 | .576 |

PLAYOFF WINNING PERCENTAGE SINCE 1994

| TEAM | W | L | T | Pct. |
|----------------------|----|----|---|------|
| New England Patriots | 33 | 15 | 0 | .688 |
| Denver Broncos | 14 | 9 | 0 | .609 |
| Baltimore Ravens | 15 | 10 | 0 | .600 |
| Pittsburgh Steelers | 20 | 14 | 0 | .588 |
| New York Giants | 10 | 7 | 0 | .588 |
| San Francisco 49ers | 14 | 10 | 0 | .583 |

SUPER BOWL CHAMPIONSHIPS SINCE 1994

| | |
|---------------------------|---|
| New England Patriots..... | 6 |
| Denver Broncos..... | 3 |
| Baltimore Ravens..... | 2 |
| Green Bay Packers..... | 2 |
| Pittsburgh Steelers..... | 2 |
| N.Y. Giants..... | 2 |

CONFERENCE CHAMPIONSHIPS SINCE 1994

| | |
|---------------------------|----|
| New England Patriots..... | 10 |
| Pittsburgh Steelers..... | 4 |
| Denver Broncos..... | 4 |
| Los Angeles Rams..... | 3 |
| Green Bay Packers..... | 3 |
| N.Y. Giants..... | 3 |
| San Francisco 49ers..... | 3 |
| Seattle Seahawks..... | 3 |

DIVISION CHAMPIONSHIPS SINCE 1994

| | |
|---------------------------|----|
| New England Patriots..... | 19 |
| Pittsburgh Steelers..... | 13 |
| Green Bay Packers..... | 13 |
| Indianapolis Colts..... | 10 |

PLAYOFF VICTORIES SINCE 1994

| | |
|---------------------------|----|
| New England Patriots..... | 33 |
| Green Bay Packers..... | 21 |
| Pittsburgh Steelers..... | 20 |
| BAL/IND/PHI..... | 15 |

PLAYOFF VICTORIES ALL TIME

| | |
|--|----|
| Rooney Family, Pittsburgh (1933-present)..... | 36 |
| Green Bay Packers (1919-present)..... | 35 |
| Robert Kraft, New England Patriots (1994-present)..... | 33 |

PLAYOFF GAMES PLAYED SINCE 1994

| | |
|---------------------------|----|
| New England Patriots..... | 48 |
| Green Bay Packers..... | 38 |
| Pittsburgh Steelers..... | 34 |
| Indianapolis Colts..... | 31 |

PLAYOFF SEASONS SINCE 1994

| | |
|---------------------------|----|
| New England Patriots..... | 21 |
| Green Bay Packers..... | 19 |
| Indianapolis Colts..... | 17 |
| Pittsburgh Steelers..... | 16 |

DYNASTY VS. DYNASTY

Of all of the great teams throughout the Super Bowl era, the New England Patriots and the San Francisco 49ers have set a standard of extended excellence above all of the others. The 49ers run of success spanned two decades, while New England's streak is still in progress.

49ERS (1981-98)

PATRIOTS (2001-PRESENT)

| | | |
|----------------------|-----------------------------|----------------|
| 5..... | Super Bowl Appearances..... | 9 |
| 5..... | Super Bowl Titles..... | 6 |
| 10 in 18 years..... | Conference Title Games..... | 13 in 19 years |
| 22-11 (.667)..... | Playoff Record..... | 30-11 (.732) |
| 13..... | Division Titles..... | 17 |
| 16..... | Playoff Seasons..... | 17 |
| 207-72-1 (.741)..... | Regular Season Record..... | 235-77 (.753) |
| 108..... | Pro Bowl Selections..... | 94 |
| 21 in 18 years..... | Home Playoff Games..... | 24 in 19 years |
| 13 in 18 years..... | First-Round Byes..... | 13 in 19 years |
| 4 in 18 years..... | Playoff One-and-Dones..... | 3 in 19 years |
| 122 (1990-99)..... | Most Wins in a Decade..... | 141 (2010-19) |

| | Pre-Kraft 1960-93 | Pre-Kraft 1989-93 | Kraft Era 1994-19 |
|---------------------|----------------------|----------------------|----------------------|
| Overall Record | 225-276-9 | 19-61 | 327-145 |
| Winning Pct. | .450 | .238 | .693 |
| Super Bowl Titles | 0 | 0 | 6 |
| Conference Titles | 1 | 0 | 10 |
| Division Titles | 3 | 0 | 19 |
| Playoff Seasons | 6 | 0 | 21 |
| Playoff Record | 4-6 | -- | 33-15 |
| Home Playoff Games | 1 | 0 | 27 |
| Home Playoff Record | 0-1 | -- | 23-4 |





ROBERT KRAFT

CHAIRMAN & CEO

TEN CONFERENCE TITLES

The 2018 AFC Championship marked the 10th conference championship for Robert Kraft as Patriots owner. His 10 crowns are more than any other owner in NFL history in the Super Bowl Era (since 1966).

MOST CONFERENCE CHAMPIONSHIPS BY AN OWNER IN SUPER BOWL ERA

| Owner | TEAM | # | SEASONS | SUPER BOWL APPEARANCES |
|----------------------|----------------------|----|--|---|
| Robert Kraft | New England | 10 | 1996, 2001, 2003, 2004, 2007 2011, 2014, 2016, 2017, 2018 | XXXI, XXXVI, XXXVIII, XXXIX, XLII, XLVI, XLIX, LI, LII, LIII |
| Pat Bowlen | Denver | 7 | 1986, 1987, 1989, 1997, 1998, 2013, 2015 | XXI, XXII, XXIV, XXXII, XXXIII, XLVIII, 50 |
| Jack Kent Cooke | Washington | 5 | 1972, 1982, 1983, 1987, 1991 | VII, XVII, XVIII, XXII, XXVI |
| Al Davis | Oakland/L.A. Raiders | 5 | 1967, 1976, 1980, 1983, 2002 | II, XI, XV, XVIII, XXXVII |
| Eddie DeBartolo | San Francisco | 5 | 1981, 1984, 1988, 1989, 1994 | XVI, XIX, XXIII, XXIV, XXIX |
| Clint Murchison | Dallas | 5 | 1970, 1971, 1975, 1977, 1978 | V, VI, X, XII, XIII |
| Packers Stockholders | Green Bay | 5 | 1966, 1967, 1996, 1997, 2010 | I, II, XXXI, XXXII, XLV |
| Joe Robbie | Miami | 5 | 1971, 1972, 1973, 1982, 1984 | VI, VII, VIII, XVII, XIX |

A WINNING TRADITION

Robert Kraft won his 300th game overall as owner of the New England Patriots against Miami on Sept. 30, 2018. Kraft reached the milestone in his 25th NFL season and in his 432nd game, the fastest an owner has reached the milestone. Al Davis of Oakland accomplished the feat in 495 games (31 seasons) while Pat Bowlen of Denver reached 300 career wins in 501 games (30 seasons).

A WINNING TRADITION

Kraft's winning percentage with the Patriots (.693) since taking over the team in 1994 is the highest among all owners/ownership groups with at least 200 wins (regular and postseason) with one team. He is one of just four owners with at least 200 wins and a winning percentage over .600.

| Owner | Team | Years | Winning Pct. |
|----------------------|----------|--------------|--------------|
| Robert Kraft | Patriots | 1994-present | .693 |
| Eddie DeBartolo, Jr. | 49ers | 1977-1999 | .636 |
| Clint Murchison, Jr. | Cowboys | 1960-1983 | .634 |
| Joe Robbie | Dolphins | 1966-1989 | .609 |
| Pat Bowlen | Broncos | 1984-2018 | .596 |

ALL-TIME POSTSEASON WINS

Robert Kraft has 33 career postseason wins, which are the third-most in NFL history.

| OWNERSHIP | YEARS | WINS |
|---|-----------|-----------|
| The Rooney Family, Pittsburgh (1933-present) | 88 | 36 |
| Green Bay Packers (1919-present) | 102 | 35 |
| Robert Kraft, New England (1994-present) | 27 | 33 |
| The Mara Family, N.Y. Giants (1925-present) | 96 | 24 |
| Eddie DeBartolo, Jr., San Francisco (1977-1999) | 23 | 22 |
| Al Davis, Oakland/Los Angeles (1972-2011) | 40 | 21 |
| Pat Bowlen, Denver (1984-2018) | 35 | 21 |

KRAFT PASSES OTHER OWNERS

The Patriots have 327 wins overall under Robert Kraft. He has produced more victories than every other Patriots owner combined. Under Kraft, the Patriots are 327-145 overall since he purchased the team in 1994. Kraft's predecessors in the owner's office went 225-276-9 in the 34 years prior to his purchase of the team.

CONTINUITY BREEDS SUCCESS

New England is the first team in NFL history to win six Super Bowls with the same owner (Robert Kraft), head coach (Bill Belichick) and quarterback (Tom Brady).

PATRIOTS IN THE PLAYOFFS

The Patriots have qualified for the playoffs 27 times in their 60-year history. Twenty-one of those playoff berths have come in the 26 seasons since Robert Kraft purchased the team in 1994, a dramatic contrast to the six total playoff berths the team earned in its first 34 years of existence. The Patriots have won 22 division crowns, including 17 in the last 19 seasons and 19 of which have come since Robert Kraft's purchase in 1994.

PATRIOTS PLAYOFF SEASONS (27)

| Year | How Qualified | Seed | Rec. | Result |
|-------|--------------------|------|------|-----------------------|
| 2019 | Division Champions | 3 | 0-1 | Wild Card Round |
| 2018 | Division Champions | 2 | 3-0 | Super Bowl Champions |
| 2017 | Division Champions | 1 | 2-1 | AFC Champions |
| 2016 | Division Champions | 1 | 3-0 | Super Bowl Champions |
| 2015 | Division Champions | 2 | 1-1 | AFC Championship Game |
| 2014 | Division Champions | 1 | 3-0 | Super Bowl Champions |
| 2013 | Division Champions | 2 | 1-1 | AFC Championship Game |
| 2012 | Division Champions | 2 | 1-1 | AFC Championship Game |
| 2011 | Division Champions | 1 | 2-1 | AFC Champions |
| 2010 | Division Champions | 1 | 0-1 | AFC Divisional Round |
| 2009 | Division Champions | 3 | 0-1 | Wild Card Round |
| 2007 | Division Champions | 1 | 2-1 | AFC Champions |
| 2006 | Division Champions | 4 | 2-1 | AFC Championship Game |
| 2005 | Division Champions | 4 | 1-1 | AFC Divisional Round |
| 2004 | Division Champions | 2 | 3-0 | Super Bowl Champions |
| 2003 | Division Champions | 1 | 3-0 | Super Bowl Champions |
| 2001 | Division Champions | 2 | 3-0 | Super Bowl Champions |
| 1998 | Wild Card | 6 | 0-1 | Wild Card Round |
| 1997 | Division Champions | 3 | 1-1 | AFC Divisional Round |
| 1996 | Division Champions | 2 | 2-1 | AFC Champions |
| 1994 | Wild Card | 5 | 0-1 | Wild Card Round |
| 1986 | Division Champions | 3 | 0-1 | AFC Divisional Round |
| 1985 | Wild Card | 5 | 3-1 | AFC Champions |
| 1982* | 16-Team Format | 7 | 0-1 | First Round |
| 1978 | Division Champions | 2 | 0-1 | AFC Divisional Round |
| 1976 | Wild Card | 4 | 0-1 | AFC Divisional Round |
| 1963 | Division Champions | -- | 1-1 | AFL Championship Game |

*Strike Year | Bold indicates Kraft era

37-21 Record

A MODEL OF CONSISTENCY

Since Kraft took ownership of the team in 1994, the Patriots have had just three head coaches - Bill Parcells (1994-96), Pete Carroll (1997-99) and current head coach Bill Belichick (2000-present). The only team with fewer head coaches since 1994 is the Pittsburgh Steelers, who have had two: Bill Cowher (1992-2006) and Mike Tomlin (2007-present).

FEWEST HEAD COACHES SINCE 1994

| | |
|------------------------|-----|
| Pittsburgh..... | 2 |
| New England..... | 3 |
| Baltimore Ravens*..... | 3 |
| NFL average..... | 7.3 |

*Since 1996

AFC EAST HEAD COACHES SINCE 1994

| | |
|------------------|----|
| New England..... | 3 |
| N.Y. Jets..... | 9 |
| Buffalo..... | 10 |
| Miami..... | 12 |



PATRIOTS POINTS OF INTEREST IN 2020

TEAM - POINTS OF INTEREST

- The Patriots are tied with Pittsburgh for the most Super Bowl wins with six and need one more Super Bowl win for most Super Bowl wins in NFL history.
- The Patriots have played in the most Super Bowls in NFL history with 11 and look to add to that number in 2020.
- The Patriots enter the 2020 season second with 15 Conference Championship Game appearances, one behind the 16 by Pittsburgh and San Francisco.
- The New England Patriots enter the 2020 season with 37 postseason victories, the most in NFL history, and will look to add to that number in 2020. Pittsburgh is second with 36 playoff wins all-time.
- The Patriots have qualified for the playoffs for 11 straight seasons (2009-19), the most in NFL history. Dallas and Indianapolis are tied for second with nine consecutive seasons with a playoff berth.
- The Patriots extended their NFL record with 11 straight division titles (2009-19) and look to add to that number in 2020. The Los Angeles Rams are second with seven straight division titles (1973-79).
- The New England Patriots have earned seven No. 1 seeds and need one more to tie Denver (8) for second behind San Francisco (9) for the most since playoff seeding began in 1975.
- The Patriots have earned a first-round playoff bye an NFL-best 14 times since the current playoff format was instituted in 1990. Pittsburgh and San Francisco are second with nine byes since 1990. The Patriots are the only team in NFL history with nine straight first-round byes (2010-18).
- The Patriots have played in 58 postseason games, tied with Green Bay (58) for third all-time and need to play in two more postseason games in 2020 to become the third NFL team to play in 60 postseason games, joining Dallas (63) and Pittsburgh (61).
- The Patriots have achieved 19 straight seasons (2001-19) with a record of .500 or better, second all-time behind the 21 seasons by Dallas (1965-85).

TEAM - POINTS OF INTEREST (CONT.)

- The Patriots have posted a winning record for 19 straight seasons (2001-19), the most since the 1970 merger and the second-most all-time, behind Dallas with 20 straight winning seasons (1966-85).
- The Patriots have won at least 10 regular-season games for 17 consecutive seasons (2003-19), one more than the 16 by San Francisco (1983-98) for the most consecutive seasons with at least 10 victories and look to add to that number in 2020.
- The Patriots (2010-19) have an NFL record 10 consecutive seasons with at least 11 wins. Indianapolis is second all-time with seven (2003-09).
- The Patriots are second with 13 12-win seasons since 1970 to the 14 12-win seasons by the San Francisco 49ers.
- New England has won 13 games in a single season seven times in franchise history. Only San Francisco has more 13-win seasons with 10.
- The New England Patriots have won 14 or more games in a season five times, most in NFL history. San Francisco is second with four 14-win seasons.
- New England has 27 undefeated months since 2000, most in the NFL over that span. Indianapolis is second with 17 undefeated months during that time.
- The Patriots have 34 winning seasons since 1970, second all-time behind the 36 winning seasons by Pittsburgh.
- The Patriots finished the 2019 season with 420 points and have now reached 400 or more points in 13 straight seasons (2007-19) to extend their NFL record. The San Diego Chargers previously held the record by scoring at least 400 points in eight straight seasons from 2004-11. The New Orleans Saints have the second-longest active streak, scoring 400 points for their ninth straight season in 2019.
- The Patriots have tallied seven safeties since 2015, tied with Indianapolis for the most during that time. The Los Angeles Rams are second with six safeties during that time.



2020 TEAM NOTES

PATRIOTS 2020 CAPTAINS

The New England Patriots 2020 team captains were elected by their teammates:



OFFENSE

- C David Andrews, QB Cam Newton & RB James White

DEFENSE

- LB Ja'Whaun Bentley, DL Lawrence Guy, DB Devin McCourty, CB Jason McCourty

SPECIAL TEAMS

- WR Matthew Slater

Devin McCourty and Matthew Slater were chosen captains for the 10th consecutive season. Andrews is a captain for the fourth straight year, and White was elected for the third time. Bentley, Guy, Jason McCourty and Newton are all first-time Patriots captains.

EIGHT PATRIOTS BEGAN THEIR COLLEGE CAREERS PLAYING A DIFFERENT POSITION:

ADAM BUTLER – Moved from an offensive lineman to a defensive lineman after his freshman year at Vanderbilt.

JULIAN EDELMAN – Moved from a college quarterback at Kent State to an NFL wide receiver and a punt returner.

HJALTE FROHOLDT – Moved from the defensive line to the offensive line prior to his sophomore year at Arkansas.

JAKOB JOHNSON – Moved from a college linebacker and tight end at Tennessee to an NFL fullback

BRANDON KING – Moved from safety and defensive end to a linebacker while at Auburn.

JAKOBI MEYERS – Moved from a quarterback during his first year at North Carolina State to a wide receiver.

GUNNER OLSZEWSKI – Moved from a defensive back at Bemidji State to an NFL wide receiver.

MIKE ONWENU – Onwenu began his collegiate career at Michigan as a defensive lineman before switching to offensive line following his freshman season.



Patriots QB Jarrett Stidham and RB Damien Harris were youth football teammates for one season and went undefeated in the Madison County (Ky.) Youth Football League in 2003. Stidham then moved to Texas but the duo stayed in touch over the years and even competed against one another in college before both were drafted by the Patriots in 2019.

OFFENSE

THE PATRIOTS OFFENSE
HAS ECLIPSED
**200 YARDS
RUSHING**
IN A SINGLE GAME
16 TIMES
UNDER BILL BELICHICK



- The Patriots rushed for 217 yards in Week 1 vs. Miami and for 250 yards in Week 3 vs. Las Vegas. The Patriots have also rushed for 200 yards twice in a single season under Belichick in 2004, 08, 10, 12, 14 and 18 but never three times in a single year.
- The Patriots 6.6 yards per carry average vs. Las Vegas in Week 3 was their highest since 7.06 vs. Green Bay on Dec. 19, 2010. It marked the 11th time under Bill Belichick that the Patriots have averaged at least six yards per carry in a single game.



PENALTY-FREE FOOTBALL

The Patriots have committed an NFL-low 26 penalties through eight games this season and set a team record by not committing an offensive foul through the first three games of the year. The Patriots ended a streak of 226 straight offensive plays without a penalty at Kansas City (10/5).

FEWEST PENALTIES IN A 16-GAME SEASON

| Season | Team | Penalties |
|-------------|-----------------------------|-----------|
| 2012 | Atlanta Falcons | 55 |
| 2008 | New England Patriots | 57 |
| 2010 | Atlanta Falcons | 58 |
| 2007 | Seattle Seahawks | 59 |
| 1992 | New Orleans Saints | 60 |



PATRIOTS TEAM NOTES

DEFENSE

- The Patriots defense has contributed two touchdowns through seven games in 2020. DB Devin McCourty returned an interception 43 yards to the house in Week 2 at Seattle and DL Deatrich Wise Jr. recovered a strip-sack fumble in the end zone for his first career TD in the Week 3 win vs. Las Vegas.
- The Patriots have scored nine non-offensive touchdowns since the start of the 2019 season, most in the NFL during that time. In 2019, the Patriots had seven non-offensive touchdowns - two fumbles, two blocked punts, and three interceptions for touchdowns. The Patriots record for most non-offensive touchdowns in a single season is nine in 2010 and 1961.



TEAM NOTES

TWO DECADES OF DOMINANCE

The Patriots finished the 2010s with 125 regular-season and 16 postseason wins, (141 total), the most ever in a single decade.

TEAMS OF THE DECADES

| Team | Years | Reg. Season | Postseason | Total |
|---------------|---------|---------------|-------------|---------------|
| New England | 2010-19 | 125-35 (.781) | 16-7 (.696) | 141-42 (.770) |
| New England | 2000-09 | 112-48 (.700) | 14-4 (.778) | 126-52 (.708) |
| Indianapolis | 2000-09 | 115-45 (.719) | 9-8 (.529) | 124-53 (.701) |
| San Francisco | 1990-99 | 113-47 (.706) | 9-7 (.563) | 122-54 (.693) |

TRIUMPH IN THE 2000S

The Patriots record of 270-99 (.732) since Bill Belichick became head coach in 2000 is the best in the NFL over that span. Only four NFL teams have posted a winning percentage of .600 or better and the Patriots are the only team over .700.

BEST RECORDS SINCE 2000 (INCLUDING POSTSEASON)

| Team | W | L | T | Pct. |
|--------------|-----|-----|---|------|
| New England | 270 | 99 | 0 | .732 |
| Pittsburgh | 228 | 123 | 2 | .649 |
| Green Bay | 216 | 136 | 2 | .613 |
| Indianapolis | 215 | 139 | 0 | .607 |
| Baltimore | 211 | 142 | 0 | .598 |

AFC EAST SUPREMACY

The New England Patriots own a 93-26 (.782) record in regular-season AFC East games since the beginning of the 2001 season, compiling the best intra-division record of any team in the NFL.

NFL'S TOP DIVISIONAL RECORDS SINCE 2001

| Team | W | L | T | Pct. |
|--------------|----|----|---|------|
| New England | 93 | 26 | 0 | .782 |
| Pittsburgh | 84 | 35 | 1 | .704 |
| Green Bay | 80 | 37 | 2 | .681 |
| Indianapolis | 79 | 38 | 0 | .675 |

AFC EAST DIVISIONAL RECORDS SINCE 2001

| Team | W | L | T | Pct. | Div. Titles | Years |
|-------------|----|----|---|------|-------------|--------------------|
| New England | 93 | 26 | 0 | .782 | 17 | 2001, 03-07, 09-19 |
| Miami | 50 | 69 | 0 | .420 | 1 | 2008 |
| N.Y. Jets | 50 | 70 | 0 | .417 | 1 | 2002 |
| Buffalo | 47 | 73 | 0 | .392 | 0 | --- |

The New England Patriots have won 16 division titles and have 16 playoff berths since realignment in 2002, most in the NFL.

MOST DIVISION TITLES SINCE 2002 REALIGNMENT

| Team | Division Titles | Playoff Berths |
|--------------|-----------------|----------------|
| New England | 16 | 16 |
| Green Bay | 10 | 13 |
| Indianapolis | 9 | 13 |
| Seattle | 8 | 13 |
| Pittsburgh | 8 | 11 |
| Philadelphia | 8 | 11 |

MOST DIVISION TITLES IN A DECADE

The New England Patriots won 10 division titles in the 2010s, the most ever by a team in a single decade. The Patriots have also won 11 straight division crowns overall, a mark currently leading the league.

MOST DIVISION TITLES IN A DECADE

| Team | Decade | Division Titles |
|---------------|---------|-----------------|
| New England | 2010-19 | 10 |
| Minnesota | 1970-79 | 8 |
| New England | 2000-09 | 7 |
| San Francisco | 1980-89 | 7 |
| Dallas | 1970-79 | 7 |
| L.A. Rams | 1970-79 | 7 |
| Pittsburgh | 1970-79 | 7 |
| Cleveland | 1950-58 | 7 |

CURRENT CONSECUTIVE DIVISION TITLES

| Team | Division | Consec. Titles |
|-------------|-----------|----------------|
| New England | AFC East | 11 |
| Kansas City | AFC West | 4 |
| New Orleans | NFC South | 3 |

ALL-TIME WINNING SEASONS

The Patriots have 34 seasons in which the team has finished above .500 since the 1970 merger, second only to the Pittsburgh Steelers (36). New England also leads the NFL with 19 consecutive winning seasons since 2001, the only NFL team to post a winning record every year since 2001.

MOST WINNING SEASONS SINCE THE 1970 MERGER

| Team | Seasons |
|-------------|---------|
| Pittsburgh | 36 |
| New England | 34 |
| Dallas | 33 |
| Minnesota | 31 |
| Miami | 30 |
| Denver | 29 |

MOST WINNING SEASONS WINS SINCE 2001

| Team | Seasons |
|--------------|---------|
| New England | 19 |
| Pittsburgh | 14 |
| Seattle | 14 |
| Indianapolis | 13 |
| Green Bay | 13 |
| Philadelphia | 13 |



PATRIOTS TEAM NOTES

ALL-TIME WINNING SEASONS (CONT'D)

MOST CONSECUTIVE WINNING SEASONS (ACTIVE)

| Team | Seasons |
|------------------|---------|
| New England..... | 19 |
| Seattle | 8 |
| Kansas City..... | 7 |

MOST CONSECUTIVE WINNING SEASONS WITH A .500 RECORD OR BETTER RECORD

| Team | Seasons | Consecutive Seasons |
|-------------------|----------------|---------------------|
| Dallas | 1965-85..... | 21 |
| New England | 2001-2019..... | 19 |
| Cleveland | 1957-73..... | 17 |

17 STRAIGHT 10-WIN SEASONS

New England has reached at least 10 regular-season wins for 17 consecutive seasons, most since the 1970 merger.

MOST CONSECUTIVE 10-WIN SEASONS

| Team | Years | Consec. Seasons w/10+ Wins |
|---------------------|-----------------|----------------------------|
| New England | 2003-2019 | 17 |
| San Francisco | 1983-1998 | 16 |
| Indianapolis..... | 2002-2010..... | 9 |
| Dallas..... | 1975-1981 | 7 |

TEN STRAIGHT 11-WIN SEASONS

The Patriots have won 11 games 21 times in team history, including a current streak and NFL-record 10 consecutive seasons. The Patriots have had 11 or more wins 16 times in Robert Kraft's 26 seasons of ownership after having only four 11-win seasons prior to Kraft purchasing the team (1976, 78, 85 & 86).

MOST 11-WIN SEASONS SINCE 1970 MERGER

| Team | 11+ Win Seasons |
|---------------------|-----------------|
| New England..... | 21 |
| Dallas..... | 17 |
| Pittsburgh | 17 |
| San Francisco | 16 |
| Denver | 15 |

MOST CONSECUTIVE 11-WIN SEASONS

| Team | Years | Consec. Seasons w/11+ Wins |
|---------------------|---------------|----------------------------|
| New England | 2010-19 | 10 |
| Indianapolis..... | 2003-09 | 7 |
| Dallas..... | 1976-81 | 6 |
| San Francisco | 1994-98..... | 5 |

ANOTHER SEASON WITH A DOZEN W'S

The Patriots have 13 12-win seasons since 1970, second-most in the NFL over that span.

MOST 12-WIN SEASONS SINCE 1970 MERGER

| Team | 12+ Win Seasons |
|---------------------|-----------------|
| San Francisco | 14 |
| New England..... | 13 |
| Dallas | 12 |
| Denver | 11 |
| Pittsburgh..... | 10 |

FLOATING ABOVE .500

Since 2001, the New England Patriots have held a record below .500 for only 16 weeks, fewest in the NFL over that span.

FEWEST WEEKS UNDER .500 SINCE 2001

| Team | Weeks Under .500 |
|------------------|------------------|
| New England..... | 16 |
| Pittsburgh | 63 |
| Baltimore | 67 |
| Green Bay | 70 |
| Denver | 81 |

MOST WINS AMONG ORIGINAL AFL TEAMS

The Patriots have the most overall wins among the original eight AFL teams.

OVERALL VICTORY TOTAL OF ORIGINAL AFL TEAMS (INCLUDING PLAYOFFS)

| Team | W | L | T |
|---------------|-----|-----|----|
| New England | 552 | 421 | 9 |
| Denver | 509 | 447 | 10 |
| Las Vegas | 503 | 454 | 11 |
| Kansas City | 502 | 443 | 12 |
| L.A. Chargers | 466 | 477 | 11 |
| Tennessee | 463 | 493 | 6 |
| Buffalo | 446 | 502 | 8 |
| N.Y. Jets | 420 | 521 | 8 |

TOP 3 IN WINS SINCE 1960

Since the Patriots franchise began play in 1960, they have the third-most wins in the professional football.

MOST WINS IN PRO FOOTBALL SINCE 1960 (INCLUDING PLAYOFFS)

| Team | W | L | T |
|----------------------|-----|-----|----|
| Pittsburgh Steelers | 564 | 408 | 10 |
| Dallas Cowboys | 557 | 423 | 6 |
| New England Patriots | 552 | 421 | 9 |
| Green Bay Packers | 546 | 414 | 15 |

NFL'S BEST AT HOME

Since Gillette Stadium opened in 2002, the Patriots own the NFL's best record at home. The Patriots hold an overall record of 123-25 (.830) at home in regular-season games and a 142-29 (.830) record including playoffs. The Patriots are an NFL-best 186-53 at home since 1994, when Robert Kraft purchased the team.

BEST HOME RECORDS SINCE 2002 (INCLUDING PLAYOFFS)

| Team | W | L | T | Pct |
|--------------|-----|----|---|------|
| New England | 142 | 29 | 0 | .830 |
| Pittsburgh | 113 | 45 | 1 | .714 |
| Seattle | 113 | 46 | 0 | .711 |
| Indianapolis | 111 | 48 | 0 | .698 |
| Baltimore | 110 | 44 | 0 | .714 |



PATRIOTS TEAM NOTES

ROAD WARRIORS

Since the start of the 1994 season when Robert Kraft purchased the team, the Patriots have the best regular-season road record in the NFL. New England has finished undefeated on the road twice (2007 and 2016).

BEST ROAD RECORDS SINCE 1994

| Team | W | L | T | Pct |
|--------------|-----|-----|---|------|
| New England | 131 | 81 | 0 | .618 |
| Pittsburgh | 119 | 92 | 1 | .564 |
| Green Bay | 110 | 102 | 0 | .516 |
| Philadelphia | 106 | 103 | 2 | .507 |

WINNING THE CLOSE ONES

Since 2001, New England owns the NFL's best record (including postseason) in games decided by three points or fewer. New England is 7-2 in those close games in the playoffs.

BEST RECORD IN GAMES DECIDED BY 3 POINTS OR FEWER SINCE 2001 (INCLUDING PLAYOFFS)

| Team | W | L | T | Win Pct |
|--------------|----|----|---|---------|
| New England | 43 | 20 | 0 | .683 |
| Indianapolis | 49 | 27 | 0 | .645 |
| Seattle | 46 | 34 | 1 | .574 |
| Denver | 43 | 33 | 0 | .566 |
| New Orleans | 44 | 35 | 0 | .557 |
| N.Y. Jets | 35 | 28 | 0 | .556 |

INTER-CONFERENCE RECORD

The New England Patriots own a 58-16 (.784) record vs. NFC teams since realignment in 2002, the best inter-conference record in the NFL during that time.

NFL'S BEST INTER-CONFERENCE RECORD SINCE 2002

| Team | W | L | T | Pct. |
|--------------|----|----|---|------|
| New England | 58 | 16 | 0 | .784 |
| Pittsburgh | 51 | 23 | 1 | .687 |
| Indianapolis | 48 | 27 | 0 | .640 |
| Baltimore | 45 | 29 | 0 | .608 |

BOUNCE BACK PATS

Since 2003, the Patriots are 48-12 (.800) in regular-season games following a loss. They have dropped back-to-back regular-season games in 2006, 09, 11, 12, 15 (twice), 18 (twice), 19 and 20 (four straight).

MODEL OF CONSISTENCY

The New England Patriots have had only one head coach since 2000, showing a level of stability unparalleled in the AFC East.

HEAD COACHES IN AFC EAST SINCE 2000

| Team | Head Coaches |
|-------------|--------------|
| New England | 1 |
| N.Y. Jets | 6 |
| Buffalo | 10 |
| Miami | 10 |

OFFENSE

400-POINT SEASONS

The Patriots extended their NFL record to 13 straight seasons with at least 400 total points (2007-19) after finishing seventh in the NFL in 2019 with 420 total points. The Chargers previously held the record by scoring at least 400 points in eight consecutive seasons from 2004-11. New Orleans has a current streak of nine straight seasons with 400 points.

PROTECTING THE BALL

Since 2008, the Patriots lead the NFL with 79 regular-season games without turning the ball over. The Patriots are 70-9 in those games.

ZERO TURNOVER GAMES (SINCE 2008)

| | |
|---------------|----|
| New England | 79 |
| Green Bay | 77 |
| Kansas City | 68 |
| San Francisco | 59 |
| Seattle | 59 |
| Baltimore | 57 |

BALL SECURITY PAYS OFF

Since 2001, the Patriots are an NFL-best 143-24 when not throwing an interception.

ZERO INT GAMES

| Team | Games with No Ints | W-L-T | Win Pct. |
|--------------|--------------------|----------|----------|
| New England | 167 | 143-24-0 | .856 |
| Kansas City | 155 | 106-49-0 | .684 |
| Green Bay | 153 | 123-28-2 | .810 |
| Seattle | 146 | 106-39-1 | .729 |
| Jacksonville | 142 | 82-60-0 | .577 |

RUSH TO VICTORY

Since 2000, New England is 52-3 in the regular season when a Patriot eclipses 100 yards rushing. The only losses during the Bill Belichick era came at Miami (12/20/04) when Corey Dillon rushed for 121 yards and the Patriots fell 29-28 to the Dolphins, at Kansas City (10/05/20) when Damien Harris had 100 yards in a 26-10 loss at Buffalo (11/01/20) when Harris had 102 yards in a 24-21 loss.

DEFENSE

FORCING THE ISSUE

The Patriots lead the NFL with a plus-224 turnover margin since 1994.

NFL TURNOVER MARGIN SINCE 1994

| | |
|-------------|------|
| New England | +224 |
| Kansas City | +163 |
| Green Bay | +113 |

MOST SAFETIES SINCE 2015

| | |
|---------------------|---|
| New England | 7 |
| Indianapolis | 7 |
| St. Louis/L.A. Rams | 6 |
| Pittsburgh | 5 |



PATRIOTS TEAM NOTES

2019

FENSE HAD A HISTORIC SEASON

• The 2019 Patriots finished with the **NO. 1 RANKED OVERALL DEFENSE IN THE NFL** for the first time in team history. The Patriots finished in the top-10 in defense 15 other times, but never No. 1.

• The team finished with the **NO. 1 RANKED SCORING DEFENSE** last year by allowing 14.1 points per game. The Patriots finished first in that category two other times in team history, allowing of 15.6 points per game in 2016 and 14.9 points per game in 2003.

- The **NFL-LOW 225 POINTS ALLOWED** in 2019 were the fewest the team has ever allowed in a 16-game schedule. The previous low was 237 in 2006.
- The 2019 Patriots finished first in the NFL with **25 INTERCEPTIONS** and tied for sixth with 47 sacks.
- New England led the NFL with a **PLUS-21 TURNOVER MARGIN**.

THE SCORING TOUCH

- The 2019 Patriots defense became the **20TH NFL TEAM TO ALLOW 20 OR FEWER DEFENSIVE TOUCHDOWNS** in a season since the league went to a 16-game schedule in 1978. The 2000 Baltimore Ravens and 1986 Chicago Bears had the fewest ever with 16 touchdowns.
- In allowing **14.1 POINTS PER GAME**, the Patriots defense reached its 13th season under Bill Belichick allowing fewer than 20 points per game. That mark is tied with Baltimore for most seasons since 2000 allowing under 20 points per game.

SEASONS ALLOWING 20 POINTS PER GAME OR FEWER SINCE 2001

| Team | Seasons | Years |
|--------------|---------|--------------------------------|
| New England | 13 | 2001, 03-04, 06-10, 14-17, 19 |
| Baltimore | 13 | 2001, 03-06, 08-11, 14, 17-19 |
| Pittsburgh | 12 | 2001, 04-08, 10-12, 15, 17, 19 |
| Miami | 8 | 2001-03, 05-06, 08, 11-12 |
| Chicago | 8 | 2001, 2005-06, 10, 12, 17-19 |
| Denver | 8 | 2003-06, 12, 15-16, 19 |
| Seattle | 8 | 2005, 07, 11-16 |
| Jacksonville | 8 | 2001-02, 04-07, 17-18 |



DOWNRIGHT OFFENSIVE

- The Patriots scored **SEVEN NON-OFFENSIVE TOUCHDOWNS** in 2019. They returned two blocked punts, three interceptions and two fumbles for touchdowns. The Patriots record for most non-offensive touchdowns in a season is nine in 2010 and 1961.

THIRD-DOWN DOMINANCE

The Patriots defense held opposing offenses to 47-of-195 (24.1 pct.) on third down in 2019, best ever for a full season in the NFL - the **FEWEST THIRD-DOWN CONVERSIONS ALLOWED AND THE LOWEST CONVERSION PERCENTAGE**.

SPECIAL TEAMS

BLOCKED PUNT RECORD

New England set a new team record in 2019 with four blocked punts, most in the NFL since the 2014 Philadelphia Eagles also blocked four punts. The 1986 Patriots previously held the team record with three blocked punts. The NFL record for most blocked punts in a season is six by the 1990 Kansas City Chiefs.

MOST BLOCKED KICKS SINCE 2014

| | |
|--------------|-----------------------------|
| New England | 19 (8 FGs, 3 XPs & 8 Punts) |
| Philadelphia | 18 |
| Denver | 16 |
| Miami | 15 |
| Baltimore | 15 |



PATRIOTS HOME DOMINANCE



REGULAR-SEASON HOME RECORD SINCE 2002

| Team | W | L | T | Pct. |
|--------------|-----|----|---|------|
| New England | 123 | 25 | 0 | .831 |
| Baltimore | 108 | 40 | 0 | .730 |
| Pittsburgh | 106 | 41 | 1 | .720 |
| Green Bay | 103 | 42 | 2 | .707 |
| Seattle | 103 | 45 | 0 | .696 |
| Indianapolis | 103 | 45 | 0 | .696 |

HOME PLAYOFF RECORD SINCE 2002

| Team | W | L | Pct. |
|--------------|----|---|------|
| Seattle | 10 | 1 | .909 |
| New England | 19 | 3 | .864 |
| Indianapolis | 8 | 3 | .727 |
| Denver | 6 | 3 | .667 |
| Pittsburgh | 7 | 4 | .636 |

HOME RECORD SINCE 2002 (INCLUDING PLAYOFFS)

| Team | W | L | T | Pct. |
|--------------|-----|----|---|------|
| New England | 142 | 29 | 0 | .830 |
| Baltimore | 110 | 44 | 0 | .714 |
| Pittsburgh | 113 | 45 | 1 | .714 |
| Seattle | 113 | 46 | 0 | .711 |
| Indianapolis | 111 | 48 | 0 | .798 |

HOME RECORD AFTER HALLOWEEN SINCE 2002 (INCLUDING PLAYOFFS)

| Team | W | L | T | Pct. |
|--------------|----|----|---|------|
| New England | 80 | 19 | 0 | .808 |
| Baltimore | 67 | 25 | 0 | .728 |
| Indianapolis | 68 | 27 | 0 | .716 |
| Pittsburgh | 65 | 26 | 1 | .712 |
| Seattle | 68 | 30 | 0 | .694 |

HOME RECORD VS. NFC SINCE 2002

| Team | W | L | T | Pct. |
|-------------|----|---|---|------|
| Pittsburgh | 29 | 7 | 1 | .797 |
| New England | 29 | 8 | 0 | .784 |
| Baltimore | 28 | 8 | 0 | .778 |

HOME RECORD VS. DIVISIONAL OPPONENTS SINCE 2002

| Team | W | L | T | Pct. |
|--------------|----|----|---|------|
| New England | 47 | 8 | 0 | .855 |
| Indianapolis | 42 | 12 | 0 | .778 |
| Pittsburgh | 41 | 14 | 0 | .745 |
| Green Bay | 39 | 15 | 2 | .714 |
| Baltimore | 39 | 18 | 0 | .684 |

POINT DIFFERENTIAL AT HOME SINCE 2002 (INCLUDING PLAYOFFS)

| Team | Point Differential |
|-------------|--------------------|
| New England | 1,853 |
| Baltimore | 1,161 |
| Green Bay | 1,135 |
| Pittsburgh | 1,110 |
| Seattle | 1,067 |

POINTS ALLOWED PER GAME AT HOME SINCE 2002 (INCLUDING PLAYOFFS)

| Team | Point Average |
|--------------|---------------|
| Baltimore | 17.0 |
| New England | 17.5 |
| Pittsburgh | 19.0 |
| Seattle | 19.1 |
| Philadelphia | 19.4 |
| Green Bay | 19.5 |

POINTS SCORED PER GAME AT HOME SINCE 2002 (INCLUDING PLAYOFFS)

| Team | Point Average |
|---------------|---------------|
| New England | 28.3 |
| New Orleans | 27.9 |
| Green Bay | 26.8 |
| Pittsburgh | 25.8 |
| L.A. Chargers | 25.7 |
| Seattle | 25.7 |



INSIDE THE NUMBERS

TEAM

2

The Patriots had two of their two 2020 sixth-round draft picks in the starting lineup on the offensive line at Kansas City (10/5) and gained 185 yards rushing. Mike Onwenu started at right guard and Justin Herron started at right tackle.

3

The Patriots had three players finish with at least five interceptions in 2019 - Stephon Gilmore (6), J.C. Jackson (5) and Devin McCourty (5). The Patriots also accomplished that feat in 1964 and 1962.

3

Julian Edelman had a 49-yard reception and a 33-yard reception at Seattle (9/20). It is the third time in his career he had two 30-yard receptions in a single game. He also did it at Atlanta (9/29/13) and vs. Seattle (11/13/16).

8

Matthew Slater has earned eight Pro Bowl invitations (2011-17, 19) as a special teams player, moving past Steve Tasker (1987, 90-95) for the most special teams Pro Bowl honors in NFL history.

11

New England is the only team to make the playoffs in each of the last 11 seasons (2009-19). (Kansas City is next with five straight).

16

Since 2001, the Patriots have the fewest weeks with a losing record in the NFL with 15. Pittsburgh is second with 63 weeks.

19

The Patriots have gone 19 straight seasons without being swept in a series by a division opponent, extending the longest such streak since the 1970 NFL merger.

24.1

Gunner Olszewski is tied for 9th in the NFL with a 24.1 kickoff return average (16 returns for 385 yards).

34

The 2020 Patriots defense is fourth in the NFL, allowing 34 third-down conversions.

36

Jake Bailey set a franchise record with 36 punts inside the 20-yard line. The previous mark was 31 by Lee Johnson (2000) and Ryan Allen (2015). Bailey finished second in the NFL.

51

Nick Folk's 51-yard field goal at the NY Jets (11/01) is the longest game-winning field goal with no time left in Patriots history. The previous long was 48 yards by Adam Vinatieri in Super Bowl XXXVI vs the Rams.

101-1

The Patriots are 101-1 all-time at Gillette Stadium when leading at halftime in the regular season.

158.3

Julian Edelman has a perfect passing rating in his career.

225

The Patriots allowed an NFL-low 255 points in 2019, the fewest points allowed in a 16-game schedule by the Patriots. The previous team mark in a 16-game season was 237 points in 2006. The 1977 Patriots allowed 217 points in a 14-game season. The 225 points allowed by the Patriots are the fewest by an NFL defense in the decade. The previous low was by the 2011 Pittsburgh Steelers with 227 points allowed.

389

Cam Newton has the most rushing first downs by a quarterback in NFL history with 389. Michael Vick is second with 343. His 30 rushing first downs in 2020 are second to the 34 by Kyle Murray.

ROBERT KRAFT

6

The number of Super Bowl championships the Patriots have won since Robert Kraft purchased the team in 1994. That mark is highest in the NFL over that span.

10

The number of conference championships the Patriots have won since Robert Kraft purchased the team in 1994, the NFL record for most conference championships as an owner.

19

The number of division championships won by the Patriots since Kraft purchased the team in 1994.

21

The number of playoff seasons earned by the Patriots in the 26 seasons since Robert Kraft purchased the team.

48

The number of playoff games the Patriots have appeared in since 1994, the most in the NFL. Green Bay is second with 36.

285

The number of consecutive home games that have sold out, including all playoff and preseason games, dating back to the 1994 season opener. (NOT INCLUDING 2020).

327

The number of games the Patriots have won since Robert Kraft purchased the franchise in 1994. Prior to Kraft's ownership, the team had won 225 total games in its entire 34-year history from 1960-93.

BILL BELICHICK

3

Bill Belichick (307 wins) is in third place on the NFL wins list.

4

Bill Belichick is the first coach to lead his team to four 500-point seasons (2007, 10-12).

6

The number of 13-win seasons by Bill Belichick, the most among all NFL coaches.

6

Bill Belichick has won six Super Bowls as a head coach, the most Super Bowl wins by a head coach in NFL history.

9

Bill Belichick has the most Conference Championships by a head coach with nine.

12

Super Bowl LIII was Belichick's 12th Super Bowl overall, including nine as a head coach and three as an assistant coach.

19


Bill Belichick has led the Patriots to 19-straight seasons with a winning record (2001-19), second all-time behind Tom Landry, whose Dallas Cowboys accomplished the feat 20 straight years from 1966-85.

31

Bill Belichick has the most postseason wins by an NFL coach with 31. Tom Landry is second with 20 postseason wins.



BILL BELICHICK NEWS & NOTES



BELICHICK BY THE NUMBERS

46TH COACHING SEASON | 46TH NFL SEASON
21ST SEASON AS PATRIOTS HEAD COACH
26TH HEAD COACHING SEASON

SUPER BOWL WINS (8):

'86 | '90 | '01 | '03 | '04 | '14 | '16 | '18

CONFERENCE TITLES (12):

'86 | '90 | '96 | '01 | '03 | '04 | '07 | '11 | '14 | '16 | '17 | '18

DIVISION TITLES (24):

'75 | '78 | '86 | '89 | '90 | '96 | '98 | '01 | '03 | '04 | '05
 '06 | '07 | '09 | '10 | '11 | '12 | '13 | '14 | '15 | '16 | '17 | '18 | '19

CAREER RECORD: 307-144 (.681)

REGULAR SEASON: 276-132 (.676)

POSTSEASON: 31-12 (.721)

PATRIOTS RECORD: 270-99 (.732)

Bill Belichick is the only head coach in NFL history to win six Super Bowl titles. He won more regular-season games (123) and more games overall (136) during a 10-year stretch (2002-11) than any other coach in NFL history. In 2007, Belichick led the Patriots to the fourth undefeated and untied regular season in NFL history and the first since the NFL established a 16-game schedule in 1978. His 46 consecutive years as an NFL coach are first in NFL history, passing the 45 by Dick LeBeau. The only other NFL coach with at least 40 consecutive NFL coaching seasons is Tom Moore with 41.



WHAT TO WATCH FOR IN 2020

- Bill Belichick has an NFL-best six Super Bowl championships as a head coach and joins George Halas and Curly Lambeau as the only NFL coaches with six championships since the league began postseason play in 1933.
- Belichick is third all-time with 276 career regular-season wins, behind Don Shula (328) and George Halas (318).
- Belichick has 307 victories (regular season and playoffs combined), third all-time behind Don Shula (347) and George Halas (324).
- Belichick's 17 division titles are the most by a head coach in NFL history. Don Shula and Tom Landry are second with 13 division crowns.
- Belichick can extend his NFL record with a 12th consecutive division title in 2020. Four other coaches are tied for second with six straight division titles.
- Belichick enters 2020 with 19 straight winning seasons, one behind Tom Landry with 20 (1966-85).
- Belichick has 17 straight 10-win seasons, an NFL record. George Seifert is second with eight (1989-96).
- Belichick owns the NFL record with 17 11-win seasons. Don Shula is second with 13.
- Belichick has the NFL record with 13 12-win seasons. Don Shula is second with eight.
- Belichick has led his teams to 18 postseason berths as a head coach, tied with Tom Landry for second all-time, behind the 19 by Don Shula.

2020 ACCOMPLISHMENTS

- The 2020 season is Belichick's 46th consecutive NFL season as a coach, breaking a tie with Dick LeBeau, who coached in the NFL for 45 straight seasons.



BILL BELICHICK NEWS & NOTES

NINE CONFERENCE TITLES ARE THE MOST IN SUPER BOWL ERA

The 2018 AFC Championship was Bill Belichick's ninth conference championship, the most in NFL history during the Super Bowl era (since 1966).

MOST CONFERENCE CHAMPIONSHIPS BY A HEAD COACH IN SUPER BOWL ERA

| HEAD COACH | TEAM | # | SEASONS | SUPER BOWL APPEARANCES |
|----------------|-----------------|---|--|--|
| Bill Belichick | New England | 9 | 2001, 2003, 2004, 2007, 2011, 2014, 2016, 2017, 2018 | XXXVI, XXXVIII, XXXIX, XLII, XLVI, XLIX, LI, LII, LIII |
| Don Shula | Baltimore/Miami | 6 | 1968, 1971, 1972, 1973, 1982, 1984 | III, VI, VII, VIII, XVII, XIX |
| Tom Landry | Dallas | 5 | 1970, 1971, 1975, 1977, 1978 | V, VI, X, XII, XIII |
| Joe Gibbs | Washington | 4 | 1982, 1983, 1987, 1991 | XVII, XVIII, XXII, XXVI |
| Bud Grant | Minnesota | 4 | 1969, 1973, 1974, 1976 | IV, VII, IX, XI |
| Marv Levy | Buffalo | 4 | 1990, 1991, 1992, 1993 | XXV, XXVI, XXVII, XXVIII |
| Chuck Noll | Pittsburgh | 4 | 1974, 1975, 1978, 1979 | IX, X, XIII, XIV |
| Dan Reeves | Denver/Atlanta | 4 | 1986, 1987, 1989, 1998 | XXI, XXII, XXIV, XXIII |

THE SECOND HIGHEST WINNING PCT.

Bill Belichick's 307 career wins as a head coach are third-most in NFL history and his career winning percentage of .681 is second in NFL history.

TOP WINNING PERCENTAGE AMONG HEAD COACHES WITH AT LEAST 160 WINS (INCL. POSTSEASON)

| Head Coach | Team(s) | Years | W | L | T | Pct. |
|----------------|------------|------------------------------|-----|-----|----|------|
| George Halas | Chicago | 1920-29, 33-41, 46-55, 58-67 | 324 | 151 | 31 | .682 |
| Bill Belichick | CLE/NE | 1991-95, 2000-20 | 307 | 144 | 0 | .681 |
| Don Shula | BLT/MIA | 1963-95 | 347 | 173 | 6 | .666 |
| Curly Lambeau | GB/CHI/WAS | 1921-53 | 229 | 134 | 22 | .630 |

NOTE: Winning percentage calculated using current NFL rules, counting a tie as a half-win, half-loss.

MOVING ON UP

Bill Belichick ranks third all-time in NFL history with 306 career wins.

MOST WINS BY NFL COACHES

| Head Coach | Team(s) | Years | W | L | T |
|----------------|------------|------------------------------|-----|-----|----|
| Don Shula | BLT/MIA | 1963-95 | 347 | 173 | 6 |
| George Halas | Chicago | 1920-29, 33-41, 46-55, 58-67 | 324 | 151 | 31 |
| Bill Belichick | CLE/NE | 1991-95, 2000-20 | 307 | 144 | 0 |
| Tom Landry | Dallas | 1960-88 | 270 | 178 | 6 |
| Andy Reid | PHI/GB | 1999-2020 | 230 | 143 | 1 |
| Curly Lambeau | GB/CHI/WAS | 1921-53 | 229 | 134 | 22 |

SUPER SUCCESS

Bill Belichick has won six Super Bowls, the most by a head coach.

MOST SUPER BOWL VICTORIES

| Head Coach | Team | Titles | Seasons |
|----------------|---------------|--------|-------------------------|
| Bill Belichick | New England | 6 | 2001, 03-04, 14, 16, 18 |
| Chuck Noll | Pittsburgh | 4 | 1974-75, 78-79 |
| Joe Gibbs | Washington | 3 | 1982, 87, 91 |
| Bill Walsh | San Francisco | 3 | 1981, 84, 88 |

NOTE: Sorted by most recent championship. Super Bowls have determined the NFL champion since 1966.

12 SUPER BOWL APPEARANCES

Super Bowl LIII was Bill Belichick's 12th career Super Bowl appearance, the most appearances by a coach that eventually became a head coach.

MOST SUPER BOWL APPEARANCES AS A HEAD COACH (INCLUDING HIS ASSISTANT YEARS)

| | |
|----------------|---------------------------|
| Bill Belichick | 12 (nine as a head coach) |
| Dan Reeves | 7 (four as a head coach) |
| Don Shula | 6 (six as head coach) |
| Tom Landry | 5 (five as a head coach) |
| Chuck Noll | 5 (four as a head coach) |
| Marv Levy | 5 (four as a head coach) |

ELITE COMPANY

Bill Belichick joined George Halas and Curly Lambeau as the only coaches with six NFL championships.

HEAD COACHES WITH FOUR OR MORE NFL TITLES

| Coach | NFL Titles | Championship Teams |
|----------------|------------|---|
| Bill Belichick | 6 | New England (SB XXXVI, XXXVIII, XXXIX, XLIX, LI and LIII) |
| George Halas | 6 | Chicago (1921, 33, 40, 41, 46 & 63) |
| Curly Lambeau | 6 | Green Bay (1929, 30, 31, 36, 39 & 44) |
| Vince Lombardi | 5 | Green Bay (1961, 62, 65, SB I & II) |

POSTSEASON COACHING MARK

Belichick coached in his NFL-record 37th postseason game in the 2017 AFC Divisional Playoff against Tennessee, moving past Tom Landry and Don Shula. He has now coached in 43 postseason games.

MOST POSTSEASON GAMES AS A HEAD COACH

| Head Coach | Team(s) | Games |
|----------------|--------------------------|-------|
| Bill Belichick | Cleveland/New England | 43 |
| Tom Landry | Dallas | 36 |
| Don Shula | Baltimore/Miami | 36 |
| Andy Reid | Philadelphia/Kansas City | 29 |
| Chuck Noll | Pittsburgh | 24 |
| Mike Holmgren | Green Bay/Seattle | 24 |
| Joe Gibbs | Washington | 24 |



BILL BELICHICK NEWS & NOTES

13 CONFERENCE CHAMPIONSHIP GAME APPEARANCES

Belichick reached his 13th conference championship game as a head coach in 2018 to extend his record for the most since the 1970 merger.

MOST CONFERENCE CHAMPIONSHIP GAMES AS A HEAD COACH

| Head Coach | Conference Championship Games |
|---------------------|-------------------------------|
| Bill Belichick..... | 13 |
| Tom Landry..... | 10 |
| Don Shula..... | 7 |
| Chuck Noll..... | 7 |
| Andy Reid..... | 7 |
| John Madden..... | 6 |
| Bill Cowher..... | 6 |

MOST POSTSEASON WINS

Belichick earned his NFL-record 21st postseason victory after the Patriots defeated the Indianapolis Colts in the 2014 AFC Championship. He now has 31 career postseason victories.

MOST PLAYOFF WINS BY AN NFL HEAD COACH

| COACH | TEAM(s) | WINS |
|---------------------|-----------------|------|
| Bill Belichick..... | CLE/NE..... | 31 |
| Tom Landry..... | Dallas..... | 20 |
| Don Shula..... | BLT/MIA..... | 19 |
| Joe Gibbs..... | Washington..... | 17 |
| Chuck Noll..... | Pittsburgh..... | 16 |

BEST NFL POSTSEASON WIN PERCENTAGE (MINIMUM 10 GAMES)

| HEAD COACH | TEAM | W | L | PCT. |
|----------------|---------------|----|----|------|
| Vince Lombardi | GB/WAS | 9 | 1 | .900 |
| Tom Flores | Oakland | 8 | 3 | .727 |
| Bill Belichick | CLE/NE | 31 | 12 | .721 |
| Bill Walsh | San Francisco | 10 | 4 | .714 |
| Joe Gibbs | Washington | 17 | 7 | .708 |
| Jimmy Johnson | DAL/MIA | 9 | 4 | .692 |

POSTSEASON BERTHS

Bill Belichick has led his teams to 18 postseason berths, which is tied for second all-time among NFL head coaches.

NFL HEAD COACHES WITH THE MOST POSTSEASON BERTHS

| Head Coach | Postseason Appearances |
|---------------------|------------------------|
| Don Shula..... | 19 |
| Bill Belichick..... | 18 |
| Tom Landry..... | 18 |

DIVISION TITLES RECORD

Belichick again guided the Patriots to the AFC East title in 2019. His 17 division titles are the most by a head coach in NFL history. Don Shula and Tom Landry are second with 13 titles.

MOST CONSECUTIVE DIVISION TITLES

Belichick is the first NFL coach to lead his team to 11 consecutive division titles after claiming another AFC East crown in 2019. Paul Brown (1950-55), Tom Landry (1966-71), Bud Grant (1973-78) and Chuck Noll (1974-79) led their teams to six straight titles.

NFL COACHES WITH THE MOST CONSECUTIVE DIVISION TITLES

| Head Coach | Team | Consec. Div. Titles |
|---------------------|------------------|---------------------|
| Bill Belichick..... | New England..... | 11 (2009-19) |
| Paul Brown..... | Cleveland..... | 6 (1950-55) |
| Tom Landry..... | Dallas..... | 6 (1966-71) |
| Bud Grant..... | Minnesota..... | 6 (1973-78) |
| Chuck Noll..... | Pittsburgh..... | 6 (1974-79) |

CAREER MILESTONE

Belichick is just the fourth NFL head coach to reach 250 career regular-season victories. His 276 regular-season wins are the third-most regular-season wins all-time.

MOST REGULAR-SEASON WINS, NFL HEAD COACHES

| Head Coach | Team(s) | W | L | T |
|----------------|------------|-----|-----|----|
| Don Shula | BLT/MIA | 328 | 156 | 6 |
| George Halas | Chicago | 318 | 148 | 6 |
| Bill Belichick | CLE/NE | 276 | 132 | 0 |
| Tom Landry | Dallas | 250 | 162 | 6 |
| Curly Lambeau | GB/CHI/WAS | 226 | 132 | 22 |

CLIMBING THE WINS LADDER

Belichick has 240 career regular-season wins with the Patriots, the fourth-most regular-season wins with one team among head coaches.

NFL HEAD COACHES WITH THE MOST REGULAR-SEASON WINS WITH ONE TEAM

| Coach | Team | W | L | T |
|----------------|-------------|-----|-----|----|
| George Halas | Chicago | 318 | 148 | 31 |
| Don Shula | Miami | 257 | 133 | 2 |
| Tom Landry | Dallas | 250 | 162 | 6 |
| Bill Belichick | New England | 240 | 88 | 0 |
| Curly Lambeau | Green Bay | 209 | 104 | 21 |

PATRIOTS RENAISSANCE

Once head coach Bill Belichick implemented his coaching design on the Patriots, his approach has given him the best record of any NFL head coach since 2001 (including the postseason).

NFL COACHES RECORDS SINCE 2001

| Coach | Team(s) | W | L | T | Pct. |
|----------------|---------------|-----|----|---|------|
| Bill Belichick | New England | 265 | 88 | 0 | .751 |
| Tony Dungy | TB/IND | 101 | 41 | 0 | .711 |
| Jim Harbaugh | San Francisco | 49 | 22 | 1 | .688 |
| Sean McVay | L.A. Rams | 40 | 20 | 0 | .667 |
| Bill Cowher | Pittsburgh | 70 | 35 | 1 | .665 |



BILL BELICHICK NEWS & NOTES

3X COACH OF THE YEAR

The Associated Press has named Bill Belichick the NFL's Coach of the Year for 2003, 2007 and 2010, joining Don Shula (four-time winner) and Chuck Knox as the only three-time winners.

ABOVE THE CENTURY MARK

Bill Belichick has an overall record of 307-144, 163 games above the .500 mark. He joins Don Shula and George Halas as the only coaches with 100 more wins than losses.

COACHES WITH 100 OR MORE WINS THAN LOSSES

| Head Coach | Team(s) | W | L | T | Wins above .500 |
|----------------|---------|-----|-----|----|-----------------|
| Don Shula | BLT/MIA | 347 | 173 | 6 | 174 |
| George Halas | Chicago | 324 | 151 | 31 | 173 |
| Bill Belichick | CLE/NE | 307 | 144 | 0 | 163 |

500+ FOR 3 STRAIGHT YEARS

Belichick became the first head coach in NFL history to lead a team to three straight 500-point seasons (2010-12) and four overall (2007-589, 2010-518, 2011-513 and 2012-557). St. Louis was the only other team to have done it three times (1999-526, 2000-540, 2001-503).

TWO DECADES WITH THE PATRIOTS

Bill Belichick is now in his 21st year as head coach of the New England Patriots and is one of seven to coach one team for at least 20 years.

20 YEAR HEAD COACHES WITH ONE TEAM

| Head Coach | Years with Team |
|---------------------|---------------------|
| George Halas..... | 40 with Chicago |
| Curly Lambeau..... | 29 with Green Bay |
| Tom Landry..... | 29 with Dallas |
| Don Shula..... | 26 with Miami |
| Chuck Noll..... | 23 with Pittsburgh |
| Steve Owen..... | 23 with N.Y. Giants |
| Bill Belichick..... | 21 with New England |

BETTER THAN AVERAGE

Belichick has led the Patriots to 19 straight seasons with a winning record (2001-19), second all-time behind Tom Landry, whose Dallas Cowboys accomplished the feat 20 straight seasons.

MOST CONSECUTIVE SEASONS WITH A WINNING RECORD

| Head Coach | Team | Years |
|---------------------|------------------|--------------|
| Tom Landry | Dallas | 20 – 1966-85 |
| Bill Belichick..... | New England..... | 19 – 2001-19 |
| Curly Lambeau..... | Green Bay..... | 14 – 1934-47 |
| Curly Lambeau..... | Green Bay..... | 12 – 1921-32 |
| George Halas..... | Chicago..... | 10 – 1933-42 |
| John Madden..... | Oakland..... | 10 – 1969-78 |

DOUBLE-DIGIT WINS

Belichick has led New England to 17 consecutive seasons with at least 10 wins, setting a new NFL record.

MOST CONSECUTIVE 10-WIN SEASONS

| Team | Years | Consec. Seasons w/10+ Wins |
|--------------------|--------------|----------------------------|
| New England..... | 2003-19..... | 17 |
| San Francisco..... | 1993-98..... | 16 |
| Indianapolis..... | 2002-10..... | 9 |
| Dallas..... | 1975-81..... | 7 |

DIVISIONAL SUCCESS

HIGHEST WIN PCT. VS. DIVISION OPPONENTS (SINCE 1970 - MINIMUM 60 GAMES)

| Head Coach | Team(s) | W | L | T | Win Pct. |
|----------------|------------|-----|----|---|----------|
| Mike Tomlin | Pittsburgh | 55 | 22 | 1 | .712 |
| George Allen | LAR/WAS | 42 | 18 | 2 | .700 |
| Bill Belichick | CLE/NE | 110 | 49 | 0 | .692 |
| Bud Grant | Minnesota | 69 | 31 | 1 | .688 |
| Tom Landry | Dallas | 101 | 46 | 0 | .687 |

MOST WINS VS. DIVISION OPPONENTS SINCE 1970

| Head Coach | Team(s) | Wins vs. Div. Opponents |
|---------------------------|--------------------|-------------------------|
| Don Shula..... | Miami..... | 132 |
| Bill Belichick..... | CLE/NE..... | 110 |
| Tom Landry..... | Dallas..... | 101 |
| Dan Reeves..... | DEN/NYG/ATL..... | 95 |
| Marty Schottenheimer..... | CLE/KC/SD/WAS..... | 95 |



PATRIOTS OFFENSIVE NOTES



WR JULIAN EDELMAN

2020 ACCOMPLISHMENTS

- In Week 1 vs. Miami, Edelman (620) joined Wes Welker (672) to become the second Patriot to reach 600 career receptions. Edelman now needs 53 receptions to move past Welker.

- Set a single-game career high with 179 yards receiving on eight receptions at Seattle Week 2. His previous career-high was 151 receiving yards on eight receptions with a touchdown at Miami (11/17).

WHAT TO WATCH FOR IN 2020

- Edelman is in fourth place on the Patriots career receiving yards list with 6,822 receiving yards. He needs 638 yards to move past Wes Welker (7,459) into third place in team history, behind the 7,861 yards by Rob Gronkowski and 10,352 by Stanley Morgan.
- Edelman enters 2020 in ninth place on the Patriots all-time list with 36 receiving touchdowns and can move past Wes Welker (37), Irving Fryar (38), Jim Colclough (39) in 2020.
- Edelman enters the 2020 season with 1,986 punt return yards in the regular season, third in team history to the 2,625 by Troy Brown and 2,055 by Irving Fryar. Edelman needs 14 punt return yards to become the third Patriots player with 2,000 punt return yards.
- Edelman enters 2020 second in NFL history with 118 postseason receptions, second behind Jerry Rice (151).
- Edelman is one of 15 NFL players with at least 1,000 career postseason receiving yards and his 1,442 postseason receiving yards are second all-time, behind the 2,245 playoff receiving yards by Jerry Rice.
- Edelman has accrued six postseason 100-yard receiving games, the most in New England history and tied with Michael Irvin for second all-time, behind the eight 100-yard receiving games by Jerry Rice.

CLIMBING THE FRANCHISE RANKS

Edelman is in second in team history in receptions, and fourth in receiving yards and all-purpose yards

MOST RECEPTIONS IN PATRIOTS HISTORY (REGULAR SEASON)

| Player | Receptions |
|-----------------------------|------------|
| Wes Welker..... | 672 |
| Julian Edelman | 620 |
| Troy Brown..... | 557 |
| Stanley Morgan | 534 |
| Rob Gronkowski | 521 |

MOST RECEIVING YARDS IN PATRIOTS HISTORY (REGULAR SEASON)

| Player | Receiving Yards |
|-----------------------------|-----------------|
| Stanley Morgan | 10,352 |
| Rob Gronkowski | 7,861 |
| Wes Welker..... | 7,459 |
| Julian Edelman | 6,822 |
| Troy Brown..... | 6,366 |

MOST ALL-PURPOSE YARDS IN PATRIOTS HISTORY (REGULAR SEASON)

| Player | All-Purpose Yards |
|----------------------------|-------------------|
| Kevin Faulk | 12,339 |
| Stanley Morgan | 11,468 |
| Troy Brown..... | 11,128 |
| Julian Edelman..... | 9,869 |
| Wes Welker..... | 9,070 |

HAS THE MOST RUSHING ATTEMPTS (58) AND RUSHING YARDS (413) BY A PATRIOTS WIDE RECEIVER.

4TH IN TEAM HISTORY WITH 6,822 RECEIVING YARDS.

3 1,000 YARD SEASONS

2 100 CATCH SEASONS

2ND SECOND IN TEAM HISTORY WITH 620 RECEPTIONS, BEHIND THE 672 RECEPTIONS BY WES WELKER
SECOND IN NFL POSTSEASON HISTORY WITH 118 RECEPTIONS FOR 1,442 YARDS TO JERRY RICE (151-2,245).



MVP

10 RECEPTIONS FOR 141 YARDS

TWO 100-RECEPTION SEASONS

Julian Edelman notched his second career 100-reception season in 2019, joining Wes Welker is the only other Patriot with multiple 100-reception seasons.

MOST 100-RECEPTION SEASONS/PATRIOTS HISTORY

| Player | 100-Catch Seasons |
|----------------------------|-------------------|
| Wes Welker..... | 5 |
| Julian Edelman..... | 2 |
| Troy Brown..... | 1 |

100 RECEPTION SEASONS IN PATRIOTS HISTORY

| Player | Season | Receptions |
|-----------------------------|-------------------|------------|
| Wes Welker | 2009 | 123 |
| Wes Welker | 2011 | 122 |
| Wes Welker | 2012 | 118 |
| Wes Welker | 2007 | 112 |
| Wes Welker | 2008 | 111 |
| Julian Edelman | 2013 | 105 |
| Troy Brown | 2001 | 101 |
| Julian Edelman | 2019 | 100 |

VERY RECEPTIVE

Julian Edelman has averaged 6.2 receptions per game since 2013, fifth-highest average in the NFL over that span.

| Player | Team(s) | Receptions Per Game |
|---|------------------------------|---------------------|
| Antonio Brown | Pittsburgh/New England | 7.4 |
| Michael Thomas | New Orleans | 7.4 |
| Julio Jones | Atlanta | 6.8 |
| Christian McCaffrey | Carolina..... | 6.3 |
| Julian Edelman/Keenan Allen..... | | 6.2 |





PATRIOTS OFFENSIVE NOTES

STREAKING RECEIVER

Edelman has at least one reception in each of his last 92 games played.

CONSECUTIVE GAMES WITH AT LEAST ONE RECEPTION

| Player | Team(s) | Consec. Games |
|-----------------------|--------------------|---------------|
| Larry Fitzgerald | Arizona | 251 |
| Julio Jones | Atlanta | 125 |
| Golden Tate | SEA/DET/PHI/NYG | 122 |
| DeAndre Hopkins | HOU/ARZ | 118 |
| Travis Kelce | Kansas City | 104 |
| Jarvis Landry | MIA/CLE | 102 |
| Julian Edelman | New England | 92 |

EDELMAN ECLIPSES 1,000 YARDS RECEIVING

Edelman became the 10th Patriots player to register a 1,000-yard receiving season in 2013. He now has three such seasons after tallying 1,117 yards receiving in 2019.

1,000-YARD RECEIVING SEASONS IN PATRIOTS HISTORY

| Player | Season | Yards |
|-----------------------|-------------|--------------|
| Wes Welker | 2011 | 1,569 |
| Randy Moss | 2007 | 1,493 |
| Stanley Morgan | 1985 | 1,491 |
| Wes Welker | 2012 | 1,354 |
| Wes Welker | 2009 | 1,348 |
| Rob Gronkowski | 2011 | 1,327 |
| Randy Moss | 2009 | 1,264 |
| Troy Brown | 2001 | 1,199 |
| Rob Gronkowski | 2015 | 1,176 |
| Wes Welker | 2007 | 1,175 |
| Ben Coates | 1994 | 1,174 |
| Wes Welker | 2008 | 1,165 |
| Terry Glenn | 1999 | 1,147 |
| Terry Glenn | 1996 | 1,132 |
| Rob Gronkowski | 2014 | 1,124 |
| Julian Edelman | 2019 | 1,117 |
| Julian Edelman | 2016 | 1,106 |
| Rob Gronkowski | 2017 | 1,084 |
| Brandin Cooks | 2017 | 1,082 |
| Julian Edelman | 2013 | 1,056 |
| Stanley Morgan | 1981 | 1,029 |
| Irving Fryar | 1991 | 1,014 |
| Harold Jackson | 1979 | 1,013 |
| Randy Moss | 2008 | 1,008 |
| Stanley Morgan | 1979 | 1,002 |

THREE 1,000-YARD RECEIVING SEASONS

Edelman had his third career 1,000-yard receiving season in 2019. He joined Wes Welker (5), Rob Gronkowski (4), Randy Moss (3) and Stanley Morgan (3) as the only Patriots with at least three 1,000-yard receiving seasons.

MOST 1,000-YARD RECEIVING SEASONS/PATRIOTS HISTORY

| Player | 1,000-Yard Seasons |
|-----------------------|--------------------|
| Wes Welker | 5 |
| Rob Gronkowski | 4 |
| Julian Edelman | 3 |
| Stanley Morgan | 3 |
| Randy Moss | 3 |

PERFECT PASSER RATING

Edelman has completed 7-of-8 passing attempts for 179 yards with two touchdowns and a perfect 158.3 passer rating in his career (including playoffs). On Oct. 18, 2020 vs. Denver, he joined RB Andy Johnson (Sept. 6, 1981 vs. Baltimore) and RB Dick Christy (Nov. 18, 1960 vs. Dallas Texans) as the three Patriots non-quarterbacks who have completed two passes in a game.

EDELMAN PASSES – REGULAR SEASON

- Nov. 4, 2018 vs. Green Bay - 1-for-1 for 37 yards to James White
- Nov. 11, 2018 at Tennessee - 1-for-1 for 6 yards to Tom Brady
- Sept. 8, 2019 vs. Pittsburgh - 1-for-1 for 32 yards to James White
- Nov. 17, 2019 at Philadelphia - 1-for-1 for a 15-yard touchdown to Phillip Dorsett II
- Oct. 18, 2020 vs. Denver - 2-for-2 for 38 yards (22 yards to James White and 16 yards to Cam Newton)

EDELMAN PASSES – POSTSEASON

- Jan. 10, 2015 vs. Baltimore - 1-for-1 for 1 51-yard touchdown to Danny Amendola
- Feb. 5, 2017 vs. Atlanta - 0-for-1 on an intended pass to Dion Lewis

EDELMAN IN A RUSH

Edelman has 58 rushing attempts for 413 yards, the most rushing attempts and rushing yards by a Patriots wide receiver in team history.

MOST RUSHING ATTEMPTS & RUSHING YARDS BY A PATRIOTS WIDE RECEIVER

| Player | Rush Attempts | Player | Rushing Yards |
|-----------------------|---------------|-----------------------|---------------|
| Julian Edelman | 58 | Julian Edelman | 413 |
| Cordarrelle Patterson | 42 | Darryl Stingley | 244 |
| Irving Fryar | 35 | Cordarrelle Patterson | 228 |
| Troy Brown | 29 | Irving Fryar | 188 |
| Darryl Stingley | 28 | Troy Brown | 178 |

ANOTHER TEAM RECORD

Edelman had a 47-yard run vs. Indianapolis (11/18/12). It is the longest run by a Patriots receiver, topping Troy Brown's 35-yard run vs. Tampa Bay (09/03/00) and Terry Glenn's 35-yarder vs. Kansas City (12/04/00).

FROM STANDOUT QB TO WR

Edelman began his college football career with a year at the College of San Mateo (Calif.) before transferring to Kent State, where as a senior, he completed 56 percent of his passes (153-of-275 for 1,820 yards) with 13 touchdowns. He was also the team's leading rusher, gaining 1,551 yards on 215 attempts (an average of 7.5 yards per carry) and scoring 13 touchdowns. His offensive numbers broke Kent State's single-season record for total offense set by Joshua Cribbs in 2003.

Said head coach Bill Belichick on the versatility of Edelman: "He played the quarterback position in college at Kent State and all the positions really that he's played in the NFL – covering kicks, returning kicks, slot receiver, outside receiver, slot defender – he didn't do any of those things in college. I think that really speaks to his versatility and how much he's grown as a player and how many things he's learned how to do that he really didn't have much experience with in college. I'd say that's pretty unusual, especially to be as competent in them as he is."

FATHERLY ADVICE

If there is one thing Julian Edelman has never lacked, it's athletic ability. A dual-threat quarterback at Kent State and former baseball standout in high school, Edelman once wowed Toronto Blue Jays players with his impressive footwork while fielding ground balls in an appearance at batting practice in 2011.

This natural ability may have been overlooked by NFL scouts, who let him fall to the Patriots in the seventh round of the 2009 NFL Draft. Edelman remains focused on the lessons his father, Frank Edelman, taught him at a young age. "I'm still constantly trying to learn," Edelman told the *Boston Herald*. "My dad always put it in my head, when you're green, you're growing, when you're ripe, you're lost. When you're done learning, you're done."

PATRIOTS OFFENSIVE NOTES

EDELMAN PLAYOFF NOTES

SUPER BOWL MVP

Edelman was named Super Bowl MVP after finishing with 10 receptions for 141 yards in Super Bowl LIII vs. the L.A. Rams. He became the seventh wide receiver to win Super Bowl MVP honors and the second Patriots wide receiver to win the award. Deion Branch was named MVP in Super Bowl XXXIX.

INCHING CLOSER TO THE TOP

Edelman ranks second all-time in NFL postseason history with 118 receptions. He also ranks second all-time in postseason receiving yards and is one of 15 players with at least 1,000 career postseason receiving yards. He is the Patriots all-time playoff leader with 118 receptions and 1,442 receiving yards.

MOST POSTSEASON RECEPTIONS IN NFL HISTORY

| | |
|----------------------------|------------|
| Jerry Rice | 151 |
| Julian Edelman..... | 118 |
| Reggie Wayne..... | 93 |
| Hines Ward | 88 |
| Wes Welker..... | 88 |

MOST POSTSEASON RECEIVING YARDS IN NFL HISTORY

| | |
|----------------------------|--------------|
| Jerry Rice | 2,245 |
| Julian Edelman..... | 1,442 |
| Michael Irvin | 1,315 |
| Cliff Branch..... | 1,289 |
| Reggie Wayne..... | 1,254 |

MOST POSTSEASON RECEPTIONS & RECEIVING YARDS IN PATRIOTS HISTORY

| | |
|----------------------------|------------|
| Julian Edelman..... | 118 |
| Rob Gronkowski | 81 |
| Wes Welker..... | 69 |
| Troy Brown..... | 58 |
| Danny Amendola..... | 57 |

| | |
|----------------------------|--------------|
| Julian Edelman..... | 1,442 |
| Rob Gronkowski | 1,163 |
| Deion Branch | 852 |
| Danny Amendola..... | 709 |
| Troy Brown..... | 694 |

CAREER PERFORMANCES

Edelman now has six 100-yard playoff receiving games, including two in the Super Bowl. He is now tied with Michael Irvin with six 100-yard postseason games, behind the eight by Jerry Rice.

MOST 100-YARD RECEIVING GAMES IN PLAYOFF HISTORY

- 8 Jerry Rice – 29 postseason games played
- 6 Julian Edelman – 18 postseason games played**
- 6 Michael Irvin – 16 postseason games played
- 5 John Stallworth – 18 postseason games played
- 5 Andre Reed – 21 postseason games played
- 5 Hines Ward – 18 postseason games played
- 5 Larry Fitzgerald – 9 postseason games played
- 5 Antonio Brown – 10 postseason games played

MOST 100-YARD RECEIVING GAMES IN PATRIOTS PLAYOFF HISTORY

| | |
|----------------------------|----------|
| Julian Edelman..... | 6 |
| Rob Gronkowski | 4 |
| Deion Branch | 4 |
| Wes Welker..... | 3 |

MANY PLAYOFF RETURNS

Edelman is the NFL's all-time postseason leader with 39 punt returns for 443 yards in the playoffs. He is also first with 39 punt returns. Additionally, Edelman is tied with Troy Brown for most punt returns in Super Bowl history with eight and ranks third with 69 punt return yards.

MOST PLAYOFF PUNT RETURNS & YARDS IN NFL HISTORY

| Player | Punt Returns |
|----------------------------|--------------|
| Julian Edelman..... | 39 |
| Dave Meggett | 34 |
| Brian Mitchell | 34 |
| Troy Brown..... | 33 |

| Player | Punt Return Yds. |
|----------------------------|------------------|
| Julian Edelman..... | 443 |
| Brian Mitchell | 339 |
| Troy Brown..... | 315 |

MOST SUPER BOWL PUNT RETURNS & YARDS IN NFL HISTORY

| Player | Punt Returns |
|-----------------------------|--------------|
| Julian Edelman | 8 |
| Troy Brown | 8 |

| Player | Punt Return Yds. |
|-----------------------------|------------------|
| John Taylor..... | 94 |
| Desmond Howard | 90 |
| Julian Edelman | 69 |

QB BRIAN HOYER



BRIAN HOYER IS THE FIRST PLAYER TO HAVE THREE DIFFERENT STINTS WITH THE PATRIOTS.

OCT. 5, 2014

THREW THREE TOUCHDOWN PASSES, INCLUDING A 6-YARDER TO WR TRAVIS BENJAMIN WITH :09 TO PLAY TO HELP LEAD THE CLEVELAND BROWNS BACK FROM A 28-3 SECOND-QUARTER DEFICIT IN A 29-28 WIN AT THE TENNESSEE TITANS.



IN 2016 WITH CHICAGO, HOYER SET AN NFL RECORD WHEN HE ATTEMPTED 200 PASSES WITHOUT THROWING AN INTERCEPTION.



Hoyer is one of seven NFL quarterbacks to lead his team back to win a game after trailing by 25 or more points. Others on that list include San Francisco's Joe Montana (12/7/80 vs. New Orleans), St. Louis' Neil Lomax (11/8/87 vs. Tampa Bay), Buffalo's Frank Reich (1/3/93 vs. Houston), Buffalo's Todd Collins (9/21/97) vs. Indianapolis' Andrew Luck (1/4/14 vs. Kansas City) and Tom Brady (2/5/17) vs. Atlanta.



PATRIOTS OFFENSIVE NOTES



OL SHAQ MASON

A FAMOUS NAMESAKE

A noted sports fan and basketball enthusiast, Shaq's mother, Alicia McGuire, named him Shaquille O'Neal Mason in 1993 after her two favorite NBA stars at the time, Shaquille O'Neal and Hakeem Olajuwon. The Tennessee native had the opportunity to meet one of his namesakes at a Memphis Grizzlies game while

O'Neal was a member of the Miami Heat, receiving a special meet-and-greet and having his jersey signed.

HELLO MY NAME IS



WR JAKOBI MEYERS

POSITIONAL SWITCH AND A CHANCE MEETING

Jakobi Meyers and Cam Newton are teammates now, but the wide receiver and former quarterback looked up to Newton and had a chance meeting with him when he was in high school. "When I was younger in high school, I made his (Newton's) 7-on-7 team – his all-star team – and we traveled to Florida to play in a league," Meyers said. "We ended up losing, but it was still a great experience. It was a good experience to meet Cam when I was very young. A lot of guys where I come from look up guys where I come from look up to him, so that was definitely a once-in-a-lifetime opportunity for me."



RB SONY MICHEL

WHAT TO WATCH FOR IN 2020

- Sony Michel looks to become the Patriots first homegrown running back to rush for 1,000 yards since Stevan Ridley in 2012.
- The Patriots are 10-1 in games when Michel scores a touchdown.

ROOKIE RUSHING SURGE

RB Sony Michel finished his rookie season with 931 yards rushing. It is the most by a rookie running back under Bill Belichick, surpassing the 745 rushing yards by Lawrence Maroney as a rookie in 2006.

HIGH AVERAGE I

Michel had a 13.0 rushing average on nine attempts for 177 yards Week 3 vs. Las Vegas (9/27), marking the highest single-game average for a Patriots running back with at least nine attempts.

HIGHEST RUSHING AVERAGE/SINGLE GAME (Minimum 9 Attempts)

Sony Michel – 13.0 – vs. Las Vegas (09/27/20)

Larry Garron – 11.6 – vs. Buffalo (10/22/61)

Sam Cunningham – 11.4 at Buffalo (10/20/74)

HIGH AVERAGE II

Three Patriots Players have rushed for at least 100 yards and averaged at least 13 yards per carry in a single game:

- **QB Steve Grogan** rushed seven times for 103 yards (14.7 avg.) vs. the N.Y. Jets (10/18/76).
- **RB Robert Weathers** totaled six rushing attempts for 100 yards (16.7 avg.) vs. Baltimore Colts (9/4/83).
- **RB Sony Michel** ran for 117 yards on nine carries (13.0-yard average) vs. Las Vegas (9/27/20).

MICHEL GOES LONG (TWICE)

RB Sony Michel ripped off a 38-yard run and a 48-yard run in the quarter vs. Las Vegas (9/27), the two longest runs of his career. His previous long was a 34-yard touchdown run vs. Indianapolis (10/4/18).

SONY SETS ROOKIE PLAYOFF TD MARK

Michel set the NFL postseason record for most rushing touchdowns by a rookie in a single postseason with six. He finished second behind Terrell Davis (8) for most rushing touchdowns in a single postseason.

MOST POSTSEASON RUSH TDS BY A ROOKIE

| Player | Team | Season | Rush TDs |
|-------------------|---------------|--------|----------|
| Sony Michel | New England | 2018 | 6 |
| Leonard Fournette | Jacksonville | 2017 | 4 |
| Jamal Lewis | Baltimore | 2000 | 4 |
| William Floyd | San Francisco | 1994 | 4 |
| Tony Dorsett | Dallas | 1977 | 4 |
| Norm Standlee | Chicago | 1977 | 4 |

MOST RUSH TDS IN A SINGLE POSTSEASON

| Player | Team | Season | Rush TDs |
|---------------|---------------|--------|----------|
| Terrell Davis | Denver | 1997 | 8 |
| Sony Michel | New England | 2018 | 6 |
| Larry Csonka | Miami | 1973 | 6 |
| Franco Harris | Pittsburgh | 1974 | 6 |
| John Riggins | Washington | 1983 | 6 |
| Gerald Riggs | Washington | 1991 | 6 |
| Emmitt Smith | Dallas | 1995 | 6 |
| Ricky Watters | San Francisco | 1993 | 6 |

QB CAM NEWTON

2020 ACCOMPLISHMENTS

- Became the 48th QB in NFL history to reach 30,000 career passing yards vs. San Francisco (10/25) and is the only player in NFL history with 30,000 passing yards and 5,000 career rushing yards.
- Joined Michael Vick as the second QB in NFL history to reach 5,000 career rushing yards in vs. Denver (10/18).
- In the season-opener vs. Miami (9/13), Newton set a Patriots record for most rushing attempts (14) in a single game by a QB and had 75 yards rushing, the most by a Patriots QB in a single game under Bill Belichick. He passed that mark with 76 yards rushing vs. Denver (10/18).



PATRIOTS OFFENSIVE NOTES

1ST

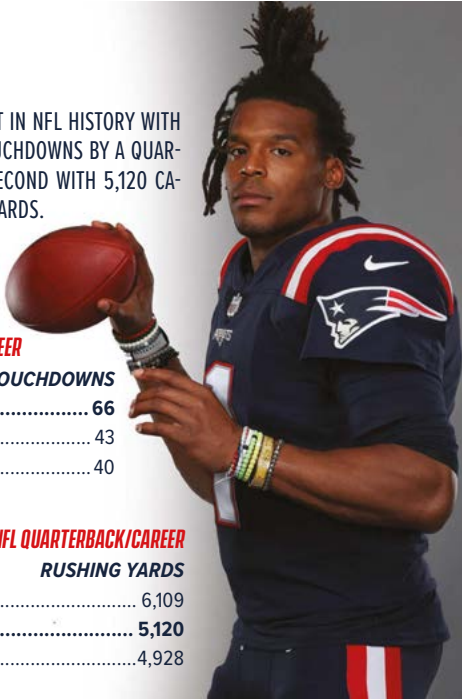
NEWTON IS FIRST IN NFL HISTORY WITH 66 RUSHING TOUCHDOWNS BY A QUARTERBACK AND SECOND WITH 5,120 CAREER RUSHING YARDS.

MOST RUSHING TOUCHDOWNS BY AN NFL QUARTERBACK/CAREER

| PLAYER | RUSHING TOUCHDOWNS |
|------------------|--------------------|
| CAM NEWTON..... | 66 |
| Steve Young..... | 43 |
| Jack Kemp..... | 40 |

MOST RUSHING YARDS BY AN NFL QUARTERBACK/CAREER

| PLAYER | RUSHING YARDS |
|-------------------------|---------------|
| Mike Vick..... | 6,109 |
| CAM NEWTON..... | 5,120 |
| Randall Cunningham..... | 4,928 |



CAM NEWTON IS THE SIXTH HEISMAN TROPHY WINNER TO SUIT UP FOR THE PATRIOTS AFTER WINNING THE AWARD IN 2010 AT AUBURN.

PATRIOTS HEISMAN TROPHY WINNERS

| Player | Position | Season | School |
|------------------|----------|--------|----------------|
| Joe Bellino | RB | 1960 | Navy |
| John Huarte | QB | 1964 | Notre Dame |
| Jim Plunkett | QB | 1970 | Stanford |
| Doug Flutie | QB | 1984 | Boston College |
| Vinny Testaverde | QB | 1986 | Miami |
| Cam Newton | QB | 2010 | Auburn |

RECORD-SETTING QB

In addition to owning the NFL record for career rushing touchdowns by a quarterback and sitting second for career rushing yards by a QB, Newton owns two additional QB records for most rushing first downs and most games with a passing and rushing touchdown.

MOST RUSHING FIRST DOWNS BY A QB IN NFL HISTORY

| Player | Rushing 1st Downs |
|-------------------|-------------------|
| Cam Newton..... | 389 |
| Michael Vick..... | 343 |
| Steve McNair..... | 277 |

MOST GAMES WITH PASSING AND RUSHING TD IN NFL HISTORY

| Player | Games |
|---------------------|-------|
| Cam Newton..... | 40 |
| Steve Young..... | 31 |
| Aaron Rodgers..... | 24 |
| Fran Tarkenton..... | 24 |

SEASONAL RUSHING RECORD

Newton set the NFL record for most rushing touchdowns by a quarterback in a single season with 14 in 2011, surpassing the 12 rushing touchdowns by former Patriots QB Steve Grogan. Newton is also the only NFL QB with two seasons with double-digit rushing touchdowns in a season. He is tied with Kyle Murray in 2020 with 8 rushing TDs.

MOST RUSH TDS IN A SEASON BY A QB

| Player | Team | Season | Rush TDs |
|------------------|---------------|--------|----------|
| Cam Newton | Carolina | 2011 | 14 |
| Steve Grogan | New England | 1976 | 12 |
| Kordell Stewart | Pittsburgh | 1997 | 11 |
| Tobin Rote | Green Bay | 1956 | 11 |
| Johnny Lujack | Chicago | 1950 | 11 |
| Cam Newton | Carolina | 2015 | 10 |
| Billy Kilmer | San Francisco | 1961 | 10 |
| Daunte Culpepper | Minnesota | 2002 | 10 |

EIGHT CAREER GAME WITH MULTIPLE RUSH TDS

Newton scored two rushing touchdowns in each of his first two games with the Patriots vs. Miami (9/13) and at Seattle (9/20) and at the NY Jets (11/9). His surpassed Otto Graham, Steve Young, Jack Kemp and Steve McNair for the most multi-rush touchdown games by a quarterback in NFL history with eight.

MOST RUSH TDS BY A QB IN NFL HISTORY

| Player | Multi-Rush TD Games |
|-------------------|---------------------|
| Cam Newton..... | 9 |
| Otto Graham..... | 7 |
| Jack Kemp..... | 7 |
| Steve McNair..... | 7 |
| Steve Young..... | 7 |

NEWTON MULTI-RUSH TD GAMES

| Date | Opponent | Rushing TDs |
|----------|-----------------|-------------|
| 12/04/11 | at Tampa Bay | 3 |
| 11/01/20 | at N.Y. Jets | 2 |
| 09/20/20 | at Seattle | 2 |
| 09/13/20 | vs. Miami | 2 |
| 01/03/16 | vs. Tampa Bay | 2 |
| 09/23/18 | vs. Cincinnati | 2 |
| 11/20/11 | at Detroit | 2 |
| 10/02/11 | at Chicago | 2 |
| 11/26/12 | at Philadelphia | 2 |



**LITTLE BUD!
DOUGHBOY! HIGHWAY 11!
MYGEMS!**

CAM NEWTON HAS NICKNAMES FOR MANY OF HIS TEAMMATES, INCLUDING HIS RECEIVERS, AS HE RECENTLY MENTIONED IN AN INTERVIEW: "WE'VE GOT LITTLE BUD (DAMIERE BYRD), DOUGHBOY (N'KEAL HARRY), HIGHWAY 11 (JULIAN EDELMAN) AND MYGEMS (JAKOBI MEYERS)."



PATRIOTS OFFENSIVE NOTES

NEWTON TAKES OFF VS. MIAMI

Cam Newton rushed for 75 yards on 15 carries in the season-opener vs. Miami (9/15), the most rushing yards by a Patriots quarterback under Bill Belichick. He topped that with 76 yards vs. Denver (10/18). His 15 rushing attempts were also the most by a Patriots QB in a single game in team history.

MOST RUSH YARDS BY PATRIOTS QB SINCE 1976

| Player | Date | Opponent | Yards |
|-------------------|-------------------|-------------------|-----------|
| Steve Grogan | 10/18/1976 | vs. N.Y. Jets | 103 |
| Babe Parilli | 11/06/1964 | vs. Houston | 96 |
| Tom Yewcic | 11/30/1962 | vs. N.Y. Titans | 90 |
| Steve Grogan | 11/20/1977 | at Buffalo | 81 |
| Cam Newton | 10/18/2020 | vs. Denver | 76 |
| Steve Grogan | 09/19/1976 | vs. Miami | 76 |
| Cam Newton | 09/13/20 | vs. Miami | 75 |

MOST RUSH ATTEMPTS BY PATRIOTS QB SINCE 1976

| Player | Date | Opponent | Attempts |
|-------------------|-----------------|-------------------|-----------|
| Cam Newton | 09/13/20 | vs. Miami | 15 |
| Steve Grogan | 11/20/77 | at Buffalo | 12 |
| Cam Newton | 09/20/20 | at Seattle | 11 |
| Tony Eason | 11/09/86 | at Indianapolis | 11 |
| Tom Brady | 12/24/06 | at Jacksonville | 10 |
| Steve Grogan | 10/21/79 | vs. Miami | 10 |

PATRIOTS QBs WITH MULTI-RUSH TD GAMES

Newton's two touchdown runs at N.Y. Jets (11/1) marked the 15th time that a Patriots quarterback has rushed for multiple touchdowns in a single game.



WR MATTHEW SLATER

WHAT TO WATCH FOR IN 2020

- Slater is tied with Tom Brady and Patrick Chung for most consecutive seasons appearing in a playoff game with 11 from 2009 through 2019.

LIKE FATHER LIKE SON

Slater is one of 10 sons of Hall of Fame members to be drafted in NFL history.

HALL OF FAME FATHERS WITH SONS DRAFTED IN THE NFL

Jackie Slater (class of 2001) – son, Matthew Slater (NE)
 Bobby Bell (class of 1983) – son, Bobby Bell (NYJ)
 Tony Dorsett (class of 1994) – son, Anthony Dorsett (HOU)
 Bob Griese (class of 1990) – son, Brian Griese (DEN)
 Russ Grimm (class of 2010) – son, Cody Grimm (TB)
 Howie Long (class of 2000) – sons Chris Long (STL) and Kyle Long (CHI)
 Bruce Matthews (class of 2007) – son, Jake Matthews (ATL)
 Don Shula (class of 1997) – son, Mike Shula (TB)
 Kellen Winslow (class of 1995) – son, Kellen Winslow (CLE)

PRO BOWL RECORD



Slater has earned eight Pro Bowl invitations (2011-17, 19) as a special teams player to pass Steve Tasker (1987, 1990-95) for the most special teams Pro Bowl honors in NFL history. Slater is the only special teams player to earn seven consecutive Pro Bowls, which he did from 2011-17.




HAS EARNED **8** SPECIAL TEAMS PRO BOWL INVITES, THE MOST FOR A SPECIAL TEAMS PLAYER IN NFL HISTORY

LONGEST TENURED PLAYER ON THE PATRIOTS.

1 of 10
 SONS OF HALL OF FAMERS TO BE DRAFTED IN THE NFL

10 HAS BEEN VOTED A TEAM CAPTAIN FOR 10 STRAIGHT SEASONS.



ALL-STAR COMBINATION

Slater was voted to the Pro Bowl for seven straight seasons from 2011-17 and again in 2019, one more than the seven that his father was voted to with the L.A. Rams. The Slater family's 15 combined Pro Bowls are the second-most among father-son contingents to have been voted to at least one Pro Bowl each.

MOST FATHER AND SON PRO BOWL SELECTIONS

| Players | Pro Bowls |
|--|-----------|
| Archie (2), Peyton (14) and Eli Manning (4)..... | 20 |
| Jackie (7) and Matthew Slater (8) | 15 |

ELECTED TEAM LEADER

Slater was named to eight Pro Bowls (2011-17, 19) for his special teams work, but perhaps more revealing of his value to New England is the fact that he was elected a captain by his teammates for the 10th straight season in 2020.

The special teams ace shared what it means to be a captain with high school football players in a story published by *The Boston Globe*. "You have to be able to put others before yourself. Being a captain and leadership is about serving, and to me, that means a great deal of sacrifice – putting aside personal agendas for the greater common goal. Leadership is equated with sacrifice. I think you have to be willing to do whatever it takes for the unit to succeed. I think you need to lead by example. A lot of times, it's about what you do, not what you say."

SLATER EMERGENCE WAS SPECIAL

Bill Belichick acknowledged Matthew Slater's role as a gunner on special teams: "Matt is one of the best in the league," Belichick said. "Any time the punt return team has to double somebody, that makes it one less guy they can use somewhere else in the return. He almost always draws two guys out there unless they're in an eight-man rush. Most of the time, there's two guys out there — fourth-and-short, where they're trying to protect the box — but he draws a lot of double teams, and deservedly so. He does an outstanding job of covering punts."



PATRIOTS OFFENSIVE NOTES

SLATER SCORES FIRST CAREER TOUCHDOWN

During a 2007 loss to Arizona State, UCLA's Matthew Slater returned a kickoff 89 yards for the final touchdown of his collegiate career. In the Patriots 16-10 win over Buffalo on Sept. 29, 2019, DB J.C. Jackson blocked a punt, which Slater returned 11 yards for his first NFL touchdown, 12 seasons after his last touchdown.

OL JOE THUNEY

SUPER BOWL RECORD SETTER

Joe Thuney became the first player in NFL history to start in the Super Bowl in each of his first three seasons in the NFL.

SNAPS FOR THUNEY

Joe Thuney has registered the second-most offensive snaps since he entered the league in 2016 with 5,003 snaps. Eagles center Jason Kelce (4,939) is second.

THUNEY STARTS AT CENTER

Thuney made his first NFL start at center Week 3 vs. Las Vegas (9/27). He entered the game with 66 straight starts at left guard, appearing at center for a single drive in the 2017 preseason. He was the projected starting center at North Carolina State as a sophomore, but started at right tackle and right guard to start the year before eventually settling in at left tackle for the rest of that season.

BACK TO SCHOOL

Thuney has taken advantage of an NFLPA program that assists its players in earning college degrees. After earning his degree in accounting while also studying international studies at N.C. State, Thuney recently earned his MBA through Indiana University's Kelley School of Business.



RB JAMES WHITE

2020 ACCOMPLISHMENTS

- White passed Deion Branch (328) and Terry Glenn (329) into sole possession of ninth place on the club's all-time receptions list. He enters this week with 345 career regular-season receptions.

WHAT TO WATCH FOR IN 2020

- James White has 24 career touchdown receptions in the regular season, second all-time among Patriots running backs behind the 26 by Larry Garron.
- White has 24 touchdown receptions in 84 regular-season games. Philadelphia Eagles RB Brian Westbrook became the fastest running back in NFL history to reach 25 regular-season touchdown receptions, accomplishing the feat in 87 regular-season games.



SET A SUPER BOWL RECORD IN SUPER BOWL LI WITH 14 RECEPTIONS AND 20 POINTS.

SET A TEAM RECORD BY A RUNNING BACK WITH

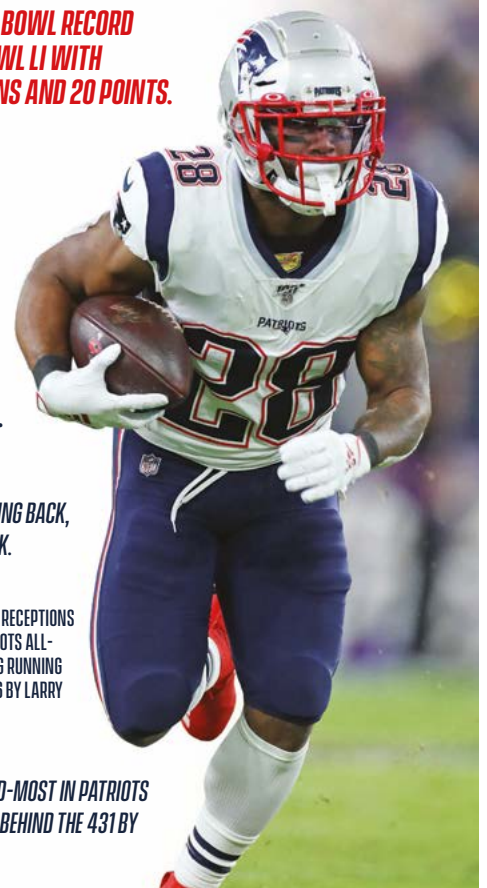
87

RECEPTIONS IN 2018.

HIS 3,004 RECEIVING YARDS ARE SECOND-MOST BY A TEAM RUNNING BACK, BEHIND THE 3,701 BY KEVIN FAULK.

24 CAREER TOUCHDOWN RECEPTIONS ARE SECOND IN PATRIOTS ALL-TIME HISTORY AMONG RUNNING BACKS BEHIND THE 26 BY LARRY GARRON.

HIS 345 RECEPTIONS ARE SECOND-MOST IN PATRIOTS HISTORY AMONG RUNNING BACK BEHIND THE 431 BY KEVIN FAULK.



- White is seventh in NFL history among running backs since 1970 with 24 touchdown receptions.
- White has 345 career regular-season receptions are second in New England history among running backs, behind the 431 by Kevin Faulk.
- White is second among all Patriots running backs with 3,004 career receiving yards, behind Kevin Faulk (3,701). He needs 698 yards to move into first place on the Patriots all-time list.

WHITE'S RECEIVING RANKS

Entering the 2020 season, James White ranks second in franchise history in receptions, receiving yards and receiving touchdowns.

RB RECEPTIONS IN PATRIOTS HISTORY

| Player | Seasons | Receptions |
|--------------------------|---------------------------|------------|
| Kevin Faulk..... | 1999-2011..... | 431 |
| James White | 2014-present | 345 |
| Tony Collins..... | 1981-87 | 261 |
| Sam Cunningham | 1973-82 | 210 |

RB RECEIVING YARDS IN PATRIOTS HISTORY

| Player | Seasons | Receiving Yards |
|--------------------------|---------------------------|-----------------|
| Kevin Faulk..... | 1999-2011..... | 3,701 |
| James White | 2014-present | 3,004 |
| Larry Garron..... | 1960-68 | 2,502 |
| Tony Collins..... | 1981-87 | 2,356 |



PATRIOTS OFFENSIVE NOTES

RB TD RECEPTIONS IN PATRIOTS HISTORY

| Player | Seasons | Receiving TDs |
|--------------|--------------|---------------|
| Larry Garron | 1960-68 | 26 |
| James White | 2014-present | 24 |
| Kevin Faulk | 1999-2011 | 15 |

TD RECEPTIONS RECORD

White owns the NFL record for most receiving touchdowns by a running back in his first six seasons and is on pace to update that mark in 2020.

MOST RECEIVING TDS BY A RB IN FIRST SIX SEASONS

| Player | Team | Receiving TDs |
|-----------------|--------------|---------------|
| James White | New England | 24 |
| Chuck Foreman | Minnesota | 23 |
| Brain Westbrook | Philadelphia | 23 |

MOST RECEIVING TDS BY A RB IN FIRST SEVEN SEASONS

| Player | Team(s) | Receiving TDs |
|-----------------|--------------|---------------|
| Brian Westbrook | Philadelphia | 28 |
| Darren Sproles | SD/NO | 25 |
| James White | New England | 24 |

300 CLUB

White tallied his 300th career regular-season reception in his 74th game, tied for sixth-fewest games to reach 300 career receptions by a running back.

FEWEST GAMES TO REACH 300 RECEPTIONS/RB

| Player | Team(s) | Games |
|---------------------|---------------|-------|
| Le'Veon Bell | Pittsburgh | 60 |
| Reggie Bush | NO/MIA | 61 |
| Roger Craig | San Francisco | 65 |
| LaDainian Tomlinson | San Diego | 67 |
| James Wilder | Tampa Bay | 68 |
| James White | New England | 74 |
| Ray Rice | Baltimore | 74 |

PROLIFIC SCORING PACE

In 2018, White tied former Patriots RB Larry Garron for the most touchdown receptions by a Patriots running back in a single season.

SINGLE-SEASON RB TD RECEPTIONS IN PATRIOTS HISTORY

| Player | Year | Receiving TDs |
|--------------|------|---------------|
| James White | 2018 | 7 |
| Larry Garron | 1964 | 7 |
| Billy Lott | 1961 | 6 |

COPIOUS CATCHES

Since 2015, White leads all NFL running backs in receptions, receiving yards and receiving touchdowns by a running back.

RB RECEPTIONS SINCE 2015

| Player | Team | Receptions |
|---------------------|----------------------|------------|
| James White | New England | 340 |
| Christian McCaffrey | Carolina | 320 |
| Alvin Kamara | New Orleans | 303 |
| Duke Johnson Jr. | Cleveland/Houston | 293 |
| Le'Veon Bell | Pittsburgh/N.Y. Jets | 257 |

RB RECEIVING YARDS SINCE 2015

| Player | Team | Receiving Yds |
|---------------------|-------------------|---------------|
| James White | New England | 2,981 |
| Duke Johnson Jr. | Cleveland/Houston | 2,689 |
| Christian McCaffrey | Carolina | 2,672 |

RBS WITH THE MOST RECEIVING TDS SINCE 2015

| Player | Team | TDs |
|---------------------|-----------------------|-----|
| James White | New England | 24 |
| David Johnson | Arizona/Houston | 16 |
| Christian McCaffrey | Carolina | 16 |
| Kareem Hunt | Kansas City/Cleveland | 15 |
| Austin Ekeler | L.A. Chargers | 14 |

RECORD-SETTING SEASON

White had 87 receptions in 2018, a new team record for a running back in a single season.

MOST RECEPTIONS IN A SEASON BY A PATRIOTS RB

| Player | Year | Receptions |
|----------------|------|------------|
| James White | 2018 | 87 |
| Tony Collins | 1986 | 77 |
| James White | 2019 | 72 |
| Leroy Thompson | 1994 | 65 |
| James White | 2016 | 60 |
| Kevin Faulk | 2008 | 58 |
| James White | 2017 | 56 |

RECEIVING YARDS RECORD

White occupies three of the top four spots for a single season receiving yards by a Patriots running back.

MOST RECEIVING YARDS IN A SEASON BY A PATRIOTS RB

| Player | Year | Receiving Yards |
|--------------|------|-----------------|
| James White | 2018 | 751 |
| Tony Collins | 1986 | 684 |
| James White | 2019 | 645 |
| James White | 2016 | 551 |

WHITE JOINS EXCLUSIVE GROUP

In 2018, White became the fourth running back in the Super Bowl era with at least 750 receiving yards and seven receiving touchdowns in a season, joining Gary Anderson (1986), Larry Centers (1996) and Marshall Faulk (2000 and 2001).

WHITE HAS CAREER DAY

White set career regular-season highs with 10 receptions and 115 receiving yards vs. Philadelphia (12/06/15). He is the only Patriots running back with four games with 10 or more receptions.

MOST RECEIVING YARDS IN A GAME BY A RUNNING BACK IN PATRIOTS HISTORY

| Player | Date | Opponent | Yds |
|--------------|----------|--------------|-----|
| Shane Vereen | 12/08/13 | Cleveland | 153 |
| Dick Christy | 11/04/60 | Oakland | 124 |
| Joe Johnson | 11/25/60 | Houston | 123 |
| James White | 12/06/15 | Philadelphia | 115 |
| Larry Garron | 12/11/66 | Houston | 113 |

MOST RECEPTIONS IN A GAME BY A RUNNING BACK IN PATRIOTS HISTORY

| Player | Date | Opponent | Rec |
|----------------|----------|--------------|-----|
| Shane Vereen | 12/08/13 | Cleveland | 12 |
| Tony Collins | 11/29/87 | Philadelphia | 11 |
| Kevin Faulk | 09/03/20 | Tampa Bay | 11 |
| Leroy Thompson | 11/13/94 | Minnesota | 11 |
| James White | 10/29/18 | Buffalo | 10 |
| James White | 10/04/18 | Indianapolis | 10 |
| James White | 10/01/17 | Carolina | 10 |
| James White | 12/06/15 | Philadelphia | 10 |
| Tony Collins | 11/16/86 | L.A. Raiders | 10 |



PATRIOTS DEFENSIVE NOTES

WHITE PLAYOFF NOTES

SUPER BOWL RECORD SETTER

White set a Super Bowl record with 14 receptions for 110 yards in Super Bowl LI.

MOST RECEPTIONS IN A SUPER BOWL

| Player | Team | SB | Opponent | Rec. |
|------------------|---------------|-------|---------------|------|
| James White | New England | LI | Atlanta | 14 |
| Demaryius Thomas | Denver | XLVII | Seattle | 13 |
| Dan Ross | Cincinnati | XVI | San Francisco | 11 |
| Jerry Rice | San Francisco | XXIX | San Diego | 11 |
| Wes Welker | New England | XLII | N.Y. Giants | 11 |
| Shane Vereen | New England | XLIX | Seattle | 11 |

White also set a Super Bowl record by scoring 20 points with two rushing touchdowns, one touchdown reception and one two-point conversion.

MOST POINTS SCORED IN A SUPER BOWL

| Player | Team | SB | Opponent | Points |
|---------------|---------------|-------|-----------|--------|
| James White | New England | LI | Atlanta | 20 |
| Roger Craig | San Francisco | XIX | Miami | 18 |
| Jerry Rice | San Francisco | XXIV | Denver | 18 |
| Ricky Watters | San Francisco | XXIX | San Diego | 18 |
| Terrell Davis | Denver | XXXII | Green Bay | 18 |

MOST TOUCHDOWNS IN A SUPER BOWL

| Player | Team | SB | Opponent | TDs |
|---------------|---------------|-------|-----------|--------------------|
| James White | New England | LI | Atlanta | 3 (2 rush, 1 rec.) |
| Roger Craig | San Francisco | XIX | Miami | 3 (2 rec., 1 rush) |
| Jerry Rice | San Francisco | XXIV | Denver | 3 (3 rec.) |
| Ricky Watters | San Francisco | XXIX | San Diego | 3 (2 rec., 1 rush) |
| Terrell Davis | Denver | XXXII | Green Bay | 3 (3 rush) |

WHITE TIES RECEPTIONS RECORD

White's 15 receptions in the 2018 Divisional Playoff win against L.A. Chargers tied Darren Sproles for most catches in a single playoff contest.

MOST RECEPTIONS IN A PLAYOFF GAME

| Player | Team | Rd/Yr | Opponent | Receptions |
|----------------|--------------|--------|---------------|------------|
| James White | New England | Div/18 | L.A. Chargers | 15 |
| Darren Sproles | New Orleans | Div/11 | San Francisco | 15 |
| James White | New England | SB/16 | Atlanta | 14 |
| T.Y. Hilton | Indianapolis | WC/13 | Kansas City | 13 |
| Chad Morton | New Orleans | Div/00 | Minnesota | 13 |
| Shannon Sharpe | Denver | WC/93 | L.A. Raiders | 13 |
| Thurman Thomas | Buffalo | Div/89 | Cleveland | 13 |
| Kellen Winslow | San Diego | Div/81 | Miami | 13 |

LB JA'WHAUN BENTLEY



Ja'Whaun and his family were homeless starting his freshman year of high school, living with one set of grandparents, then the other, then an aunt. Ja'Whaun and his brother slept on couches and floors at time over the course of several years until Ja'Whaun entered the NFL and was able to secure permanent housing for his family.



DL ADAM BUTLER

BUTLER NETTED SIX SACKS IN 2019

Adam Butler set a new single-season career-high in 2019 with six sacks. His previous high was three sacks in 2018.

CAREER-DEFINING CONTEST

Adam Butler arrived at Vanderbilt as an accomplished high school offensive lineman and spent his freshman season redshirting as a backup at center and guard. During his first offseason, Butler entered a rib eating contest, which judges ruled his team had lost. Butler disagreed and began arguing with the judges. Then Commodore defensive coordinator Bob Shoop was in attendance and witnessed Butler's demeanor and was impressed with his competitive attitude. Shoop convinced then head coach James Franklin to ask Butler to transition to defense.



"Coach Franklin brought me into his office and he asked me what I wanted, and I wanted whatever was best for the team," Butler told The Tennessean. "Because we were so short on defensive linemen at that time, that's how it happened."

LB BRANDON COPELAND



Copeland interned at investment bank UBS during summer breaks in college and has since returned to Penn to teach a financial literacy seminar called "Life 101."

CB STEPHON GILMORE

WHAT TO WATCH FOR IN 2020

- Stephon Gilmore became the first Patriots player to record two consecutive seasons with at least 20 passes defended after recording 20 in both 2018 and 2019. He can become the first NFL player to have three straight seasons with 20 passes defended.





PATRIOTS DEFENSIVE NOTES

2019 NFL DEFENSIVE PLAYER OF THE YEAR

THE FIRST PATRIOT TO WIN THE ACCOLADE



EARNED HIS THIRD PRO BOWL
SELECTION AND WAS A
UNANIMOUS ALL-PRO FIRST
TEAM SELECTION IN 2019.

HE TIED FOR NFL LEAD WITH SIX
INTERCEPTIONS AND LED THE NFL
WITH 20 PASSES DEFENSED IN 2019.



LOCK-DOWN DEFENDER

CB Stephon Gilmore tied for the NFL lead with six interceptions and led the NFL with 20 passes defended in 2019. The six interceptions marked a career-high and 20 passes defended matched the career-high 20 he had in 2018.

2019 NFL INTERCEPTION LEADERS

| Player | Team | Interceptions |
|------------------------|-------------|---------------|
| Stephon Gilmore..... | New England | 6 |
| Tre'Davious White..... | Buffalo | 6 |
| Anthony Harris..... | Minnesota | 6 |

2019 NFL PASSES DEFENSED LEADERS

| Player | Team | Passes Defensed |
|------------------------|-------------|-----------------|
| Stephon Gilmore..... | New England | 20 |
| Carlton Davis..... | Tampa Bay | 18 |
| Logan Ryan..... | Tennessee | 18 |
| Tre'Davious White..... | Buffalo | 17 |
| Jamel Dean..... | Tampa Bay | 17 |
| Joe Haden..... | Pittsburgh | 17 |
| Jaire Alexander..... | Green Bay | 17 |

MOST PASSES DEFENSED IN A SINGLE SEASON IN PATRIOTS HISTORY

| Player | Passes Defensed |
|-----------------------------|-----------------|
| Ty Law (1998)..... | 27 |
| Asante Samuel (2006)..... | 24 |
| Maurice Hurst (1994)..... | 23 |
| Ty Law (2003)..... | 23 |
| Tyrone Poole (2003)..... | 21 |
| Stephon Gilmore (2019)..... | 20 |
| Stephen Gilmore (2018)..... | 20 |

LEAGUE LEADER

Since entering the NFL in 2012, Stephon Gilmore leads the league in passes defended.

NFL PASSES DEFENSED LEADERS SINCE 2012

| Player | Team | Passes Defensed |
|-----------------------|----------------------|-----------------|
| Stephon Gilmore..... | BUF/NE | 113 |
| Janoris Jenkins..... | STL/NYG/NO | 111 |
| Johnathan Joseph..... | Houston/Tennessee | 108 |
| Darius Slay..... | Detroit/Philadelphia | 107 |
| Joe Haden..... | CLE/PIT | 106 |

SERIOUS BALL SKILLS

Gilmore became the 11th player since 2000 to record back-to-back seasons with 20 or more passes defended.

CONSECUTIVE SEASONS - 20+ PASSES DEFENSED

| Player | Team | Seasons |
|-----------------|---------------|-----------------------|
| Stephon Gilmore | New England | 2018 (20) & 2019 (21) |
| Kyle Fuller | Chicago | 2017 (22) & 2018 (21) |
| Casey Howard | L.A. Chargers | 2016 (20) & 2017 (22) |
| Marcus Peters | Kansas City | 2015 (26) & 2016 (20) |
| Joe Haden | Cleveland | 2013 (20) & 2014 (20) |
| Tramon Williams | Green Bay | 2010 (20) & 2011 (22) |
| Leon Hall | Cincinnati | 2008 (24) & 2009 (24) |
| Champ Bailey | Denver | 2005 (23) & 2006 (21) |
| Marcus Trufant | Seattle | 2003 (20) & 2004 (20) |
| Marcus Coleman | Houston | 2002 (22) & 2003 (22) |
| Troy Vincent | Philadelphia | 2000 (22) & 2001 (27) |

GILMORE LEARNS FROM PATRIOTS PREDECESSORS

Stephon Gilmore may be one of the best cover corners in football, and recognizes the importance of the history of his position. "I'm a big history person. I like to know my history. I've watched the players who have played the game. I wouldn't be in the position I'm in now without those guys," Gilmore told the *Boston Herald*. As a player who appreciates the history of the game, Gilmore has placed emphasis on building relationships with former Patriots defensive backs and Pro Football Hall of Famers Ty Law and Mike Haynes.



DB J.C. JACKSON

ACTION JACKSON

J.C. Jackson recorded three interceptions as an undrafted rookie in 2018, five interceptions last year, and is first with five interceptions in 2020. His 13 interceptions are the most in the NFL lead since the start of the 2018 season.

MOST INTERCEPTIONS SINCE 2018

| Player | Team | Interceptions |
|---------------------|-------------|---------------|
| J.C. Jackson..... | New England | 13 |
| Xavien Howard..... | Miami | 12 |
| Kyle Fuller..... | Chicago | 11 |
| Damonte Kazee..... | Atlanta | 10 |
| Donte Jackson..... | Carolina | 10 |
| Justin Simmons..... | Denver | 10 |



PATRIOTS DEFENSIVE NOTES



DB DEVIN MCCOURTY

2020 ACCOMPLISHMENTS

- McCourty entered the 2020 season in eighth place in franchise history with 26 interceptions and tied Maurice Hurst for seventh place with 27 after an interception return for a touchdown at Seattle on Sept. 20. He tied Mike Haynes for sixth place with a pick vs. San Francisco (10/25).

WHAT TO WATCH FOR IN 2020

- Devin McCourty enters 2020 tied with Ty Law for second most Pro Bowls as a Patriots defensive back with four. Only CB Mike Haynes had more Pro Bowl invites as a Patriots defensive back with six.
- McCourty (28) needs two interceptions to join Ty Law (36), Raymond Clayborn (36) as the third Patriot to reach 30 interceptions.

PICK LEADER

Devin McCourty tied for fourth in the NFL with five interceptions in 2019, his third career season with five-plus interceptions. That mark tied Marcus Peters and Earl Thomas for most seasons with 5-plus interception seasons since 2010. Additionally, McCourty's 28 regular-season interceptions since he entered the league in 2010 are tied for the fifth-most in the NFL over that span.

2019 NFL INTERCEPTION LEADERS


| Player | Team | Interceptions |
|-------------------------|--------------|---------------|
| Stephon Gilmore..... | New England | 6 |
| Tre'Davious White..... | Buffalo | 6 |
| Anthony Harris..... | Minnesota | 6 |
| J.C. Jackson..... | New England | 5 |
| Devin McCourty..... | New England | 5 |
| Darius Leonard..... | Indianapolis | 5 |
| Marcus Peters..... | LAR/BAL | 5 |
| Minkah Fitzpatrick..... | MIA/PIT | 5 |
| Joe Haden..... | Pittsburgh | 5 |
| Kevin King..... | Green Bay | 5 |
| Kevin Byard..... | Tennessee | 5 |

NFL INTERCEPTION LEADERS (SINCE 2010)

| Player | Team(s) | Interceptions |
|-----------------------|-------------------|---------------|
| Richard Sherman..... | SEA/SF | 35 |
| Reggie Nelson..... | CIN/OAK | 31 |
| Earl Thomas III..... | SEA/BAL | 30 |
| Marcus Peters..... | KC/LAR/BAL | 30 |
| Devin McCourty..... | New England | 28 |
| Joe Haden..... | CLE/PIT | 28 |
| Patrick Peterson..... | Arizona | 27 |
| Brent Grimes..... | ATL/MIA/TB | 26 |
| Aqib Talib..... | TB/NE/DEN/LAR/MIA | 26 |

MCCOURTD

DB Devin McCourty now has three career touchdowns following his 43-yard interception return for a touchdown at Seattle on Sept. 20. McCourty also had an 84-yard interception return for a touchdown at Buffalo in 2018 and a 104-yard kickoff return vs. the New York Jets in 2012.



HAS STARTED EVERY GAME THAT HE HAS PLAYED.



THREE-TIME PRO BOWL SELECTION

1 OF 7

PLAYERS IN NFL HISTORY TO START IN AT LEAST FIVE SUPER BOWLS

10 HAS BEEN VOTED A TEAM CAPTAIN 10 TIMES.

DOUBLE TROUBLE

After being selected by the Patriots in the first round of the 2010 NFL Draft, CB Devin McCourty became part of a select group in league history. McCourty's identical twin brother, Jason, joined the Patriots in 2018. The two became the 12th set of twins to play in the NFL. In the 2018 season opener, Devin and Jason became the first set of twins to play together on the same NFL team since 1926 when Gene and Tom Golsen suited up together for the Louisville Colonels.

Devin became the second twin to suit up for the Patriots, after CB Kato Serwanga was a member of the team from 1998-2000. His twin brother, Jason, played for San Francisco and Minnesota from 1999-2001. According to McCourty's mother, the two can only be told apart by tiny scars on their faces left by chickenpox.

IN GOOD COMPANY

Devin McCourty earned Associated Press All-Pro Second Team honors at safety in 2013 and 2016. He also earned Second Team All-Pro Honors as a rookie in 2010 when he played cornerback. McCourty joined Pro Football Hall of Famers Rod Woodson and Ronnie Lott as the only NFL players to earn All-Pro honors at both safety and cornerback.

BROTHERS IN ARMS

Devin and Jason McCourty have seen first-hand the effects of sickle cell disease. Both their aunt and uncle lived with the disease while their father carried the trait. Devin and Jason partnered with Embrace Kids Foundation to form their own "Tackle Sickle Cell" campaign aiming to educate the public, increase blood donations and raise money and awareness for the fight against sickle cell disease. Devin's work with the local Boston Children's Hospital has helped advance research of the disease with doctors now as close as they've ever been to a cure.



PATRIOTS PLAYOFF NOTES

ALL-TIME PLAYOFF RESULTS

The Patriots have compiled a 37-21 record in their 58 playoff games and their .638 playoff winning percentage is the best in NFL history among teams that have played at least 15 playoff games.

PATRIOTS PLAYOFF RECORD BY ROUND

| Round | Record |
|------------------|--------|
| First Round* | 0-1 |
| Wild Card Round | 4-4 |
| Divisional Round | 16-6 |
| AFC Championship | 11-4 |
| AFL Championship | 0-1 |
| Super Bowl | 6-5 |
| Total | 37-21 |

*1982 Strike Season

ALL-TIME BEST NFL PLAYOFF RECORDS (MINIMUM 15 POSTSEASON GAMES)

| Team | Wins | Losses | Win Pct. |
|------------------|------|--------|----------|
| New England | 37 | 21 | .638 |
| San Francisco | 32 | 21 | .604 |
| Green Bay | 35 | 23 | .603 |
| Baltimore | 15 | 10 | .600 |
| Pittsburgh | 36 | 25 | .590 |
| OAK/L.A. Raiders | 25 | 19 | .568 |
| Dallas | 35 | 28 | .556 |

MOST POSTSEASON WINS ALL-TIME

| Team | Wins |
|----------------------|------|
| New England Patriots | 37 |
| Pittsburgh Steelers | 36 |
| Dallas Cowboys | 35 |
| Green Bay Packers | 35 |
| San Francisco 49ers | 32 |
| Oakland Raiders | 25 |

PATRIOTS IN THE PLAYOFFS

The Patriots have qualified for the playoffs 27 times in their 60-year history. Twenty-one of those playoff berths have come in the 26 seasons since Robert Kraft purchased the team in 1994, a dramatic contrast to the six total playoff berths the team earned in its first 34 years of existence. The Patriots have won 22 division crowns, including 17 in the last 19 seasons, and 19 of which have come since Robert Kraft's purchase in 1994.

PATRIOTS PLAYOFF SEASONS (27)

| Year | How Qualified | Seed | Rec. | Result |
|-------|--------------------|------|------|-----------------------|
| 2019 | Division Champions | 3 | 0-1 | Wild Card Round |
| 2018 | Division Champions | 2 | 3-0 | Super Bowl Champions |
| 2017 | Division Champions | 1 | 2-1 | AFC Champions |
| 2016 | Division Champions | 1 | 3-0 | Super Bowl Champions |
| 2015 | Division Champions | 2 | 1-1 | AFC Championship Game |
| 2014 | Division Champions | 1 | 3-0 | Super Bowl Champions |
| 2013 | Division Champions | 2 | 1-1 | AFC Championship Game |
| 2012 | Division Champions | 2 | 1-1 | AFC Championship Game |
| 2011 | Division Champions | 1 | 2-1 | AFC Champions |
| 2010 | Division Champions | 1 | 0-1 | AFC Divisional Round |
| 2009 | Division Champions | 3 | 0-1 | Wild Card Round |
| 2007 | Division Champions | 1 | 2-1 | AFC Champions |
| 2006 | Division Champions | 4 | 2-1 | AFC Championship Game |
| 2005 | Division Champions | 4 | 1-1 | AFC Divisional Round |
| 2004 | Division Champions | 2 | 3-0 | Super Bowl Champions |
| 2003 | Division Champions | 1 | 3-0 | Super Bowl Champions |
| 2001 | Division Champions | 2 | 3-0 | Super Bowl Champions |
| 1998 | Wild Card | 6 | 0-1 | Wild Card Round |
| 1997 | Division Champions | 3 | 1-1 | AFC Divisional Round |
| 1996 | Division Champions | 2 | 2-1 | AFC Champions |
| 1994 | Wild Card | 5 | 0-1 | Wild Card Round |
| 1986 | Division Champions | 3 | 0-1 | AFC Divisional Round |
| 1985 | Wild Card | 5 | 3-1 | AFC Champions |
| 1982* | 16-Team Format | 7 | 0-1 | First Round |
| 1978 | Division Champions | 2 | 0-1 | AFC Divisional Round |
| 1976 | Wild Card | 4 | 0-1 | AFC Divisional Round |
| 1963 | Division Champions | -- | 1-1 | AFL Championship Game |

*Strike Year | Bold indicates Kraft era

37-21 Record

PLAYOFF BERTHS UNDER KRAFT

New England has qualified for the playoffs 27 times in its 60-year history. The Patriots have earned 21 of those playoff berths in the 26 seasons since Robert Kraft purchased the team in 1994. New England has won 22 division crowns overall (21 AFC East crowns) and has qualified as a Wild Card team on four occasions (1998, 1994, 1985 and 1976). The Patriots also qualified for the playoffs in 1982 as part of a 16-team tournament following a players' strike.



ANNUAL ACHIEVEMENT

The Patriots won more than half of their games for the 19th straight year in 2019. They are the first team to win more than half of their games in 19 straight seasons since free agency began in 1993.

The Patriots are also the first team to win more than half of their games in 19 straight seasons since the 1970 AFL-NFL merger, more than the 49ers (16 straight from 1983-98) and the Cowboys (16 straight from 1970-85).

The Patriots have now won nine or more games in 23 of the 26 seasons Robert Kraft has owned the team.

MOST CONSECUTIVE WINNING SEASONS (SINCE 1970 NFL MERGER)

| Team | Years | Winning Seasons |
|---------------|---------|-----------------|
| New England | 2001-19 | 19 |
| San Francisco | 1983-98 | 16 |
| Dallas | 1970-85 | 16 |
| Oakland | 1970-80 | 11 |

MOST CONSECUTIVE WINNING SEASONS ALL-TIME

| Team | Years | Winning Seasons |
|---------------|---------|-----------------|
| Dallas | 1966-85 | 20 |
| New England | 2001-19 | 19 |
| San Francisco | 1983-98 | 16 |
| Oakland | 1965-80 | 16 |
| Chicago | 1930-44 | 15 |
| Green Bay | 1934-47 | 14 |
| Cleveland | 1957-69 | 13 |

CONTINUED ADVANCEMENT

TEAMS TO WIN AT LEAST ONE PLAYOFF GAME IN CONSECUTIVE SEASONS

| Team | Years | Consec. Seasons | Wins |
|--------------|---------|-----------------|------|
| New England | 2011-18 | 8 | 16 |
| Dallas | 1991-96 | 6 | 12 |
| Seattle | 2012-16 | 5 | 8 |
| New England | 2003-07 | 5 | 11 |
| Baltimore | 2008-12 | 5 | 9 |
| Philadelphia | 2000-04 | 5 | 7 |
| Green Bay | 1993-97 | 5 | 9 |
| Oakland | 1973-77 | 5 | 7 |

2019 AFC EAST CHAMPIONS

The New England Patriots claimed the AFC East Division title for the 11th consecutive season and for the 19th time under Robert Kraft in 2019. New England joined the Atlanta Braves as the only franchises from the NFL, NBA, MLB or NHL to win at least 10 straight division titles. Atlanta won 14 consecutive division championships from 1991-2005.

DIVISION CHAMPIONSHIPS SINCE 1994

| | |
|--------------|----|
| New England | 19 |
| Green Bay | 13 |
| Pittsburgh | 13 |
| Indianapolis | 10 |



PATRIOTS PLAYOFF NOTES

PLAYOFF TRENDS SINCE 1970

PATRIOTS PLAYOFF TRENDS (SINCE 1970 NFL MERGER)

| <i>All-Time (36-20)</i> | <i>Record</i> |
|--|---------------|
| vs. AFC..... | 30-15 |
| vs. NFC..... | 6-5 |
| Home..... | 23-5 |
| Away..... | 7-10 |
| Neutral..... | 6-5 |
| Leading at Halftime..... | 27-4 |
| Trailing at Halftime..... | 6-14 |
| Tied at Halftime..... | 3-2 |
| Leading After 3 Quarters..... | 26-4 |
| Tied After 3 Quarters..... | 4-0 |
| Trailing After 3 Quarters..... | 6-16 |
| Decided by 7 Points or Fewer..... | 15-10 |
| Decided by 3 Points or Fewer..... | 7-4 |
| When Scoring First..... | 27-8 |
| When Not Scoring First..... | 9-12 |
| Positive Turnover Ratio..... | 22-1 |
| Even Turnover Ratio..... | 6-5 |
| Negative Turnover Ratio..... | 8-14 |
| Winning or Even Penalty Ratio..... | 27-5 |
| Losing Penalty Ratio..... | 9-15 |
| With a 100-Yard Rusher..... | 11-0 |
| Without a 100-Yard Rusher..... | 25-20 |
| With a 100-Yard Receiver..... | 19-8 |
| Without a 100-Yard Receiver..... | 17-12 |
| When Allowing a 100-Yard Rusher..... | 4-6 |
| When Not Allowing a 100-Yard Rusher..... | 32-14 |
| When Allowing a 100-Yard Receiver..... | 9-8 |
| When Not Allowing a 100-Yard Receiver..... | 27-12 |
| With a 300-Yard Passer..... | 12-4 |
| Without a 300-Yard Passer..... | 24-16 |
| Allowing a 300-Yard Passer..... | 8-3 |
| Not Allowing a 300-Yard Passer..... | 28-17 |

RECORD PLAYOFF PARTICIPATION

The Patriots have played at least one postseason game in 11 straight seasons, the most consecutive seasons participating in a postseason game in NFL history.

MOST CONSECUTIVE SEASONS PARTICIPATING IN A PLAYOFF GAME

| <i>Team</i> | <i>Consec. Seasons (Yrs)</i> |
|-------------------------|------------------------------|
| New England..... | 11 (2009-19) |
| Dallas..... | 9 (1975-83) |
| Indianapolis..... | 9 (2002-10) |
| Dallas..... | 8 (1966-73) |
| Green Bay..... | 8 (2009-16) |
| L.A. Rams..... | 8 (1973-80) |
| Pittsburgh..... | 8 (1972-79) |
| San Francisco..... | 8 (1983-90) |

MOST PLAYOFF WINS IN A DECADE

The Patriots have won 16 playoff games this decade to set a new record for the most playoff victories by any NFL team in a decade.

MOST PLAYOFF VICTORIES IN A DECADE

| <i>Team</i> | <i>Decade</i> | <i>Playoff Wins</i> | <i>Championships</i> |
|--------------------|---------------|---------------------|----------------------|
| New England | 2010s | 16 | 2014, 16, 18 |
| New England | 2000s | 14 | 2001, 03, 04 |
| Dallas | 1970s | 14 | 1971, 77 |
| Pittsburgh | 1970s | 14 | 1974-75, 1978-79 |
| San Francisco | 1980s | 13 | 1981, 84, 1988-89 |
| Dallas | 1990s | 12 | 1992-93, 95 |
| Washington | 1980s | 11 | 1982, 87 |
| Buffalo | 1990s | 10 | -- |
| Philadelphia | 2000s | 10 | -- |
| Pittsburgh | 2000s | 10 | 2005, 08 |

SUSTAINED PLAYOFF SUCCESS

The Patriots won 12 playoff games from 2014-18, the NFL's highest playoff victory total over a five-season span.

MOST PLAYOFF VICTORIES IN A FIVE-YEAR SPAN

| <i>Team</i> | <i>5-Year Span</i> | <i>Playoff Wins</i> | <i>SB Wins</i> |
|--------------------|--------------------|---------------------|----------------|
| New England | 2014-18 | 12 | 3 |
| New England | 2003-07 | 11 | 2 |
| Dallas | 1991-95 | 11 | 3 |
| Dallas | 1992-96 | 11 | 3 |
| New England | 2013-17 | 10 | 2 |
| New England | 2001-05 | 10 | 3 |
| Pittsburgh | 1974-78 | 10 | 3 |
| Pittsburgh | 1975-79 | 10 | 3 |

PATS REACH 50 PLAYOFF GAMES

The Patriots are one of five NFL teams with 50 or more postseason games played in their franchise's history.

MOST POSTSEASON GAMES PLAYED

| <i>Team</i> | <i>Games Played</i> |
|-------------------------|---------------------|
| Dallas..... | 63 |
| Pittsburgh..... | 61 |
| New England..... | 58 |
| Green Bay..... | 58 |
| San Francisco..... | 53 |

PATRIOTS AT HOME IN THE PLAYOFFS

The Patriots are 23-5 (.821) at home in the playoffs in their history. Twenty-seven of the franchise's 28 home playoff games have taken place since Robert Kraft purchased the team 26 years ago. After Kraft bought the team, the Patriots won 11 consecutive home playoff games before experiencing a home loss.

PATRIOTS AT HOME IN THE PLAYOFFS (23-5)

| <i>Date</i> | <i>Round</i> | <i>Opponent</i> | <i>W/L</i> | <i>Score</i> |
|-------------|------------------|-----------------|------------|--------------|
| 01/04/20 | AFC Wild Card | Tennessee | L | 13-20 |
| 01/13/19 | AFC Divisional | L.A. Chargers | W | 41-28 |
| 01/21/18 | AFC Championship | Jacksonville | W | 24-20 |
| 01/13/18 | AFC Divisional | Tennessee | W | 35-14 |
| 01/22/17 | AFC Championship | Pittsburgh | W | 36-17 |
| 01/14/17 | AFC Divisional | Houston | W | 34-16 |
| 01/16/16 | AFC Divisional | Kansas City | W | 27-20 |
| 01/18/15 | AFC Championship | Indianapolis | W | 45-7 |
| 01/10/15 | AFC Divisional | Baltimore | W | 35-31 |
| 01/11/14 | AFC Divisional | Indianapolis | W | 43-22 |
| 01/20/13 | AFC Championship | Baltimore | L | 13-28 |
| 01/13/13 | AFC Divisional | Houston | W | 41-28 |
| 01/22/12 | AFC Championship | Baltimore | W | 23-20 |
| 01/14/12 | AFC Divisional | Denver | W | 45-10 |
| 01/16/11 | AFC Divisional | N.Y. Jets | L | 21-28 |
| 01/10/10 | AFC Wild Card | Baltimore | L | 14-33 |
| 01/20/08 | AFC Championship | San Diego | W | 21-12 |
| 01/12/08 | AFC Divisional | Jacksonville | W | 31-20 |
| 01/07/07 | AFC Wild Card | N.Y. Jets | W | 37-16 |
| 01/07/06 | AFC Wild Card | Jacksonville | W | 28-3 |
| 01/16/05 | AFC Divisional | Indianapolis | W | 20-3 |
| 01/18/04 | AFC Championship | Indianapolis | W | 24-14 |
| 01/10/04 | AFC Divisional | Tennessee | W | 17-14 |
| 01/19/02 | AFC Divisional | Oakland | W | 16-13 (OT) |
| 12/28/97 | AFC Wild Card | Miami | W | 17-3 |
| 01/12/97 | AFC Championship | Jacksonville | W | 20-6 |
| 01/05/97 | AFC Divisional | Pittsburgh | W | 28-3 |
| 12/31/78 | AFC Divisional | Houston | L | 14-31 |



PATRIOTS PLAYOFF NOTES

HOME DOMINANCE

The Patriots have a 23-5 (.821) all-time record in home playoff games. The Patriots .821 winning percentage at home in the post-season is first among teams with at least 15 home playoff games and their 23 wins are the most. The Patriots are one of four teams with at least 20 playoff wins at home. Pittsburgh, Dallas and San Francisco have 21 home wins in the postseason.

BEST HOME PLAYOFF RECORDS

| Team | Record | Win Pct. |
|---------------------|-----------|----------|
| New England | 23-5..... | .821 |
| Oakland | 19-5..... | .792 |
| Green Bay | 19-5..... | .792 |
| Denver..... | 17-5..... | .773 |
| Washington | 13-5..... | .722 |
| San Francisco | 22-9..... | .710 |
| Dallas..... | 21-9..... | .700 |

AT HOME IN THE PLAYOFFS

LONGEST CONSECUTIVE HOME PLAYOFF WINNING STREAKS

| Team | Wins | Seasons |
|-------------------|---------|-----------|
| Green Bay | 13..... | 1939-2001 |
| New England | 11..... | 1996-2008 |
| Seattle | 10..... | 2005-16 |
| New England | 9..... | 2013-19 |
| Buffalo | 9..... | 1988-95 |
| Washington | 8..... | 1942-83 |

PATRIOTS IN THE WILD CARD ROUND

WILD CARD PLAYOFF RESULTS (4-5)

| Date | Round | Opponent | W/L | Score |
|-----------|---------------|-----------------|-----|-------|
| 01/04/20 | AFC Wild Card | Tennessee | L | 13-20 |
| 01/10/10 | AFC Wild Card | Baltimore | L | 14-33 |
| 01/07/07 | AFC Wild Card | N.Y. Jets | W | 37-16 |
| 01/07/06 | AFC Wild Card | Jacksonville | W | 28-3 |
| 01/03/99 | AFC Wild Card | at Jacksonville | L | 10-25 |
| 12/28/97 | AFC Wild Card | Miami | W | 17-3 |
| 01/01/95 | AFC Wild Card | at Cleveland | L | 13-20 |
| 12/28/85 | AFC Wild Card | at N.Y. Jets | W | 26-14 |
| 01/08/83* | First Round | at Miami | L | 13-28 |

*16-Team Format

PATRIOTS IN THE DIVISIONAL ROUND

DIVISIONAL PLAYOFF RESULTS (16-6)

| Date | Round | Opponent | W/L | Score |
|----------|----------------|-----------------|-----|------------|
| 01/13/19 | AFC Divisional | L.A. Chargers | W | 41-28 |
| 01/13/18 | AFC Divisional | Tennessee | W | 35-14 |
| 01/14/17 | AFC Divisional | Houston | W | 34-16 |
| 01/16/16 | AFC Divisional | Kansas City | W | 27-20 |
| 01/10/15 | AFC Divisional | Baltimore | W | 35-31 |
| 01/11/14 | AFC Divisional | Indianapolis | W | 43-22 |
| 01/13/13 | AFC Divisional | Houston | W | 41-28 |
| 01/14/12 | AFC Divisional | Denver | W | 45-10 |
| 01/16/11 | AFC Divisional | N.Y. Jets | L | 21-28 |
| 01/12/08 | AFC Divisional | Jacksonville | W | 31-20 |
| 01/14/07 | AFC Divisional | at San Diego | W | 24-21 |
| 01/14/06 | AFC Divisional | at Denver | L | 13-27 |
| 01/16/05 | AFC Divisional | Indianapolis | W | 20-3 |
| 01/10/04 | AFC Divisional | Tennessee | W | 17-14 |
| 01/19/02 | AFC Divisional | Oakland | W | 16-13 (OT) |
| 01/03/98 | AFC Divisional | at Pittsburgh | L | 6-7 |
| 01/05/97 | AFC Divisional | Pittsburgh | W | 28-3 |
| 01/04/87 | AFC Divisional | at Denver | L | 17-22 |
| 01/05/86 | AFC Divisional | at L.A. Raiders | W | 27-20 |
| 12/31/78 | AFC Divisional | Houston | L | 14-31 |
| 12/18/76 | AFC Divisional | at Oakland | L | 21-24 |
| 12/28/63 | AFC Divisional | at Buffalo | W | 26-8 |

PATRIOTS IN THE AFC TITLE GAME

AFC CHAMPIONSHIP GAME RESULTS (11-4)

| Date | Round | Opponent | W/L | Score |
|----------|------------------|----------------|-----|------------|
| 01/20/19 | AFC Championship | at Kansas City | W | 37-31 (OT) |
| 01/21/18 | AFC Championship | Jacksonville | W | 24-20 |
| 01/22/17 | AFC Championship | Pittsburgh | W | 36-17 |
| 01/24/16 | AFC Championship | at Denver | L | 18-20 |
| 01/18/15 | AFC Championship | Indianapolis | W | 45-7 |
| 01/19/14 | AFC Championship | at Denver | L | 16-26 |
| 01/20/13 | AFC Championship | Baltimore | L | 13-28 |
| 01/22/12 | AFC Championship | Baltimore | W | 23-20 |
| 01/20/08 | AFC Championship | San Diego | W | 21-12 |
| 01/21/07 | AFC Championship | Indianapolis | L | 34-38 |
| 01/23/05 | AFC Championship | at Pittsburgh | W | 41-27 |
| 01/18/04 | AFC Championship | Indianapolis | W | 24-14 |
| 01/27/02 | AFC Championship | at Pittsburgh | W | 24-17 |
| 01/12/97 | AFC Championship | Jacksonville | W | 20-6 |
| 01/12/86 | AFC Championship | at Miami | W | 31-14 |

PATRIOTS IN THE SUPER BOWL

SUPER BOWL RESULTS (6-5)

| Date | Round | Opponent | W/L | Score |
|----------|--------------------|--------------|-----|------------|
| 02/03/19 | Super Bowl LIII | L.A. Rams | W | 13-3 |
| 02/04/18 | Super Bowl LII | Philadelphia | L | 33-41 |
| 02/05/17 | Super Bowl LI | Atlanta | W | 34-28 (OT) |
| 02/01/15 | Super Bowl XLIX | Seattle | W | 28-24 |
| 02/05/12 | Super Bowl XLVI | N.Y. Giants | L | 17-21 |
| 02/03/08 | Super Bowl XLII | N.Y. Giants | L | 14-17 |
| 02/06/05 | Super Bowl XXXIX | Philadelphia | W | 24-21 |
| 02/01/04 | Super Bowl XXXVIII | Carolina | W | 32-29 |
| 02/03/02 | Super Bowl XXXVI | St. Louis | W | 20-17 |
| 01/26/96 | Super Bowl XXXI | Green Bay | L | 21-35 |
| 01/26/86 | Super Bowl XX | Chicago | L | 10-46 |

WRAPPING IT UP

The Patriots clinched the division title for the 22nd time in their history after a 24-17 win vs. Buffalo (12/21/19). It is the 11th consecutive year that the Patriots have won the division.

DIVISION-CLINCHING GAMES

| Year | Date Clinched | Opponent | Score | Record | 2nd Place |
|------|---------------|----------|-------|--------|-------------|
| 2019 | 12/21/19 | BUF | 24-17 | 12-4 | BUF (10-6) |
| 2018 | 12/23/18 | BUF | 24-12 | 11-5 | MIA (7-9) |
| 2017 | 12/17/17 | at PIT | 27-24 | 13-3 | BUF (9-7) |
| 2016 | 12/18/16 | at DEN | 16-3 | 14-2 | MIA (10-6) |
| 2015 | 12/13/15 | at HOU | 27-6 | 12-4 | NYJ (10-6) |
| 2014 | 12/14/14 | MIA | 41-13 | 12-4 | BUF (9-7) |
| 2013 | 12/15/13 | at BAL | 41-7 | 12-4 | NYJ (8-8) |
| 2012 | 12/02/12 | at MIA | 23-16 | 12-4 | MIA (7-9) |
| 2011 | 12/18/11 | at DEN | 41-23 | 13-3 | NYJ (8-8) |
| 2010 | 12/26/10 | at BUF | 34-3 | 14-2 | NYJ (11-5) |
| 2009 | 12/27/09 | JAX | 35-7 | 10-6 | NYJ (9-7) |
| 2007 | 11/25/07 | PHI | 31-28 | 16-0 | BUF (7-9) |
| 2006 | 12/24/06 | at JAX | 24-21 | 12-4 | NYJ (10-6) |
| 2005 | 12/17/05 | TB | 28-0 | 10-6 | MIA (9-7) |
| 2004 | 12/12/04 | CIN | 35-28 | 14-2 | NYJ (10-6) |
| 2003 | 12/07/03 | MIA | 12-0 | 14-2 | MIA (10-6) |
| 2001 | 01/06/02@ | at CAR | 38-6 | 11-5 | MIA (11-5) |
| 1997 | 12/22/97@ | at MIA | 14-12 | 10-6 | MIA (9-7) |
| 1996 | 12/15/96 | at DAL | 6-12 | 11-5 | BUF (10-6) |
| 1986 | 12/22/86@ | at MIA | 34-27 | 11-5 | NYJ (10-6) |
| 1978 | 12/10/78 | BUF | 26-24 | 11-5 | MIA (11-5) |
| 1963 | 12/28/63* | at BUF | 26-8 | 7-6-1 | BUF (7-6-1) |

@Season Finale

*Division-deciding AFL playoff in Buffalo, N.Y.



PATRIOTS PLAYOFF NOTES

EIGHT STRAIGHT AFC CHAMP. GAMES

The Patriots advanced to the AFC Championship for the eighth straight season in 2018, the most consecutive conference title appearances by any team in NFL history.

MOST CONSECUTIVE CONFERENCE CHAMPIONSHIP GAME APPEARANCES SINCE 1970 MERGER

| Team | Years | Results |
|---------------|-----------------------------|---------------------------|
| New England | (8) 2011-18 ... (5-3) | W, L, L, W, L, W, W, W |
| Oakland | (5) 1973-77 | (1-4) L, L, L, W, L |
| Philadelphia | (4) 2001-04 | (1-3) L, L, L, W |
| Buffalo Bills | (4) 1990-93 | (4-0) W, W, W, W |
| Dallas | (4) 1970-73 | (2-2) W, W, L, L |
| Dallas | (4) 1992-95 | (3-1) W, W, L, W |
| San Francisco | (3) 2011-13 | (1-2) L, W, L |
| Dallas | (3) 1980-82 | (0-3) L, L, L |
| Green Bay | (3) 1995-97 | (2-1) L, W, W |
| Miami | (3) 1971-73 | (3-0) W, W, W |
| Pittsburgh | (3) 1974-76 | (2-1) W, W, L |
| San Francisco | (3) 1992-94 | (1-2) L, L, W |
| San Francisco | (3) 1988-90 | (2-1) W, W, L |
| St. Louis | (3) 1974-76 | (0-3) L, L, L |

PATRIOTS MOST BYES SINCE 2001

The Patriots secured a first round playoff bye in 2018 for the 13th time since 2001 — a feat unmatched by any team in the NFL in the last 18 years.

MOST PLAYOFF BYES SINCE 2001

| Team | Playoff Byes |
|--------------|--------------|
| New England | 13 |
| Denver | 5 |
| Pittsburgh | 5 |
| Atlanta | 4 |
| Chicago | 4 |
| Philadelphia | 4 |

MOST BYES SINCE 1990

The Patriots earned a first-round bye in the 2018 NFL playoffs and lead the NFL with 14 first-round byes since the current NFL playoff format was instituted in 1990. The Patriots earned a first-round bye for the ninth consecutive season, becoming the first team in NFL history to do so. Dallas and San Francisco earned four straight byes from 1992-95 and Denver had four straight from 2012-15.

MOST BYES SINCE 1990

| Team | Playoff Byes |
|---------------|--------------|
| New England | 14 |
| Pittsburgh | 9 |
| San Francisco | 9 |
| Denver | 8 |

TITLE TOWN

The Patriots extended their mark to 11 straight division titles in 2019. They join the Atlanta Braves (14) as the only franchises from the NFL, NBA, MLB or NHL to win at least 10 straight division titles. The New York Yankees (1998-2006), Colorado Avalanche (1995-2003), LA Lakers (1982-90) and Boston Celtics (1957-65) are the teams from the other major four sports that have streaks of nine straight titles.

MOST CONSECUTIVE DIVISION TITLES

| Team | Division | Titles | Years |
|---------------|------------------------|--------|---------|
| New England | AFC East | 11 | 2009-19 |
| L.A. Rams | NFC West | 7 | 1973-79 |
| Pittsburgh | AFC Central | 6 | 1974-79 |
| Minnesota | NFC Central | 6 | 1973-78 |
| Dallas | NFL Capitol/NFC East | 6 | 1966-71 |
| Cleveland | American/Eastern Conf. | 6 | 1950-55 |
| New England | AFC East | 5 | 2003-07 |
| Denver | AFC West | 5 | 2011-15 |
| Indianapolis | AFC South | 5 | 2003-07 |
| Dallas | NFC East | 5 | 1992-96 |
| San Francisco | NFC West | 5 | 1986-90 |
| Chicago | NFC Central | 5 | 1984-88 |
| Oakland | AFC West | 5 | 1972-76 |

The Patriots have won the AFC East for 11 straight seasons, besting the five straight the team won from 2003-07 for the longest streak in AFC East division history. The Patriots have won 17 of the last 19 division crowns. The Patriots have won 19 division titles in the 26 seasons since Robert Kraft bought the team in 1994.

MOST CONSECUTIVE AFC EAST TITLES

| Team | Streak | Years |
|-----------------|----------|--------------------|
| New England | 11 | 2009-19 |
| New England | 5 | 2003-07 |
| Buffalo | 4 | 1988-91 |
| Miami | 4 | 1981, 83-85* |
| Miami | 4 | 1971-74 |
| Baltimore Colts | 3 | 1975-77 |
| Buffalo Bills | 3 | 1964-66@ |

*Due to 1982 strike, the NFL played just a nine-game season and the standings were not divided into divisions that season.

@AFL

ALL-TIME SUPER BOWL BERTHS

The Patriots advanced to their 11th Super Bowl last season, a total that is the most in NFL history.

MOST SUPER BOWL APPEARANCES

| Team | Super Bowls |
|------------------------|-------------|
| New England | 11 |
| Dallas | 8 |
| Denver | 8 |
| Pittsburgh | 8 |
| San Francisco | 7 |
| GB, NYG, OAK, WAS, MIA | 5 |



PATRIOTS REFERENCE NOTES

CONSECUTIVE WINNING SEASONS

The Patriots have 34 seasons in which the team has finished above .500 since the 1970 merger, second only to the Pittsburgh Steelers (36). New England also leads the NFL with 19 consecutive winning seasons since 2001, the only NFL team to post a winning record every year since 2001.

MOST CONSECUTIVE WINNING SEASONS SINCE MERGER

| Team | Seasons | Consecutive Seasons |
|-------------|-----------|---------------------|
| Dallas | 1965-85 | 21 |
| New England | 2001-2019 | 19 |
| Cleveland | 1957-73 | 17 |

STRONG IN THE SECOND HALF

Since 2001, the Patriots have done a remarkable job of finishing the season strong, compiling an NFL-best 114-35 (.765) record in games on or after Thanksgiving.

PATRIOTS BEFORE AND AFTER THANKSGIVING SINCE 2001

| Season | Pre-Thanksgiving | Post-Thanksgiving | Overall |
|---------------|----------------------|----------------------|---------------|
| 2001 | 5-5 (.500) | 9-0 (1.000) | 14-5* |
| 2002 | 6-5 (.545) | 3-2 (.600)^ | 9-7 |
| 2003 | 9-2 (.818) | 8-0 (1.000) | 17-2* |
| 2004 | 9-1 (.900) | 8-1 (.889) | 17-2* |
| 2005 | 6-4 (.600) | 5-3 (.625) | 11-7* |
| 2006 | 7-3 (.700) | 7-2 (.777) | 14-5* |
| 2007 | 10-0 (1.000) | 8-1 (.889) | 18-1* |
| 2008 | 7-4 (.636) | 4-1 (.800) | 11-5 |
| 2009 | 7-3 (.700) | 3-4 (.429) | 10-7* |
| 2010 | 8-2 (.800) | 6-1 (.857)^ | 14-3* |
| 2011 | 7-3 (.700) | 8-1 (.889) | 15-4* |
| 2012 | 7-3 (.700) | 6-2 (.750)^ | 13-5* |
| 2013 | 8-3 (.727) | 5-2 (.833) | 13-5* |
| 2014 | 9-2 (.818) | 6-2 (.750) | 15-4* |
| 2015 | 10-0 (1.000) | 3-5 (.375) | 13-5* |
| 2016 | 8-2 (.800) | 9-0 (1.000) | 17-2* |
| 2017 | 8-2 (.800) | 7-2 (.777) | 15-4* |
| 2018 | 7-3 (.700) | 7-2 (.778) | 14-5* |
| 2019 | 10-1 (.909) | 2-4 (.333) | 12-5* |
| Totals | 148-48 (.755) | 114-35 (.765) | 262-83 |

*Includes playoffs ^Includes games played on Thanksgiving

BEST RECORDS ON OR AFTER THANKSGIVING SINCE 2001 (INCLUDING PLAYOFFS)

| Team | W | L | T | Pct. |
|--------------|-----|----|---|------|
| New England | 114 | 35 | 0 | .765 |
| Pittsburgh | 89 | 45 | 0 | .664 |
| Green Bay | 84 | 51 | 0 | .622 |
| Philadelphia | 81 | 52 | 0 | .609 |
| Indianapolis | 79 | 55 | 0 | .590 |

FORCING THE ISSUE

The Patriots lead the NFL with a plus-224 turnover margin since 1994.

NFL TURNOVER MARGIN SINCE 1994

| | |
|-------------|------|
| New England | +224 |
| Kansas City | +163 |
| Green Bay | +113 |

SHARP AT GILLETTE

The Patriots not only have the best home record in the NFL since 1970 but the club also owns two 20-game home win streaks in Gillette Stadium history: a 20-game regular-season win streak from 2008-11 and a 21-game win streak from 2017-19 that included the playoffs.

Gillette STADIUM

HIGHEST HOME WINNING PERCENTAGE SINCE 1970 (MINIMUM 25 GAMES)

| Team | Stadium | W-L-T | Win Pct. |
|-------------|----------------------|----------|----------|
| New England | Gillette Stadium | 123-25-0 | .831 |
| Miami | Orange Bowl | 101-22-1 | .819 |
| Minnesota | Metropolitan Stadium | 64-23-1 | .733 |
| Pittsburgh | Heinz Field | 113-42-1 | .728 |
| Pittsburgh | Three Rivers Stadium | 169-67-0 | .716 |
| Seattle | Century Link | 103-45-0 | .695 |

LONGEST HOME WINNING STREAK/PATRIOTS HISTORY (REGULAR SEASON ONLY)

| Streak | First Win | Last Win |
|--------|----------------|---------------|
| 20 | Dec. 21, 2008 | Oct. 16, 2011 |
| 18 | Oct. 22, 2017 | Nov. 24, 2019 |
| 18 | Dec. 29, 2002 | Sept. 8, 2005 |
| 16 | Dec. 30, 2012 | Dec. 28, 2014 |
| 12 | Nov. 26, 2006 | Sept. 7, 2008 |
| 10 | Sept. 18, 1976 | Oct. 30, 1977 |

LONGEST HOME WINNING STREAK/NFL HISTORY (REGULAR SEASON ONLY)

| Streak | Team |
|--------|-----------------------|
| 27 | Miami (1971-74) |
| 25 | Green Bay (1995-98) |
| 24 | Denver (1996-98) |
| 20 | New England (2008-11) |
| 20 | Green Bay (1928-32) |

LONGEST HOME WINNING STREAK/PATRIOTS HISTORY (REGULAR SEASON AND POSTSEASON)

| Streak | First Win | Last Win |
|--------|---------------|---------------|
| 21 | Oct. 22, 2017 | Nov. 24, 2019 |
| 21 | Dec. 29, 2002 | Sept. 8, 2005 |

LONGEST HOME WINNING STREAK/NFL HISTORY (REGULAR SEASON AND POSTSEASON)

| Streak | Team |
|--------|-----------------------|
| 31 | Miami (1971-74) |
| 29 | Green Bay (1995-98) |
| 21 | New England (2017-19) |
| 21 | New England (2002-05) |
| 20 | Green Bay (1929-32) |

TOP OFFENSE

The Patriots finished in the top 10 in offense for seven straight seasons (2007-13), third behind the 11 straight by New Orleans (2006-16) and the San Francisco 49ers with 15 (1982-96).



PATRIOTS REFERENCE NOTES

TOP-10 OFFENSE

Since the 1970 merger, the Patriots offense has finished in the top 10 23 times, including 13 times under Bill Belichick.

TOP-10 OFFENSE UNDER BILL BELICHICK

| Year | Rank | Yards per Game |
|-----------|--------|----------------|
| 2018..... | 5..... | 393.4 |
| 2017..... | 1..... | 394.2 |
| 2016..... | 4..... | 386.3 |
| 2015..... | 6..... | 374.4 |
| 2013..... | 7..... | 384.5 |
| 2012..... | 1..... | 427.9 |
| 2011..... | 2..... | 428.0 |
| 2010..... | 8..... | 363.8 |
| 2009..... | 3..... | 397.3 |
| 2008..... | 5..... | 365.4 |
| 2007..... | 1..... | 411.3 |
| 2005..... | 7..... | 352.0 |
| 2004..... | 7..... | 411.3 |

BEND DON'T BREAK

The Patriots finished first in total defense for the first time in team history in 2019 and first in points allowed for the third time in team history.

PATRIOTS DEFENSIVE RANKINGS SINCE 2000

| Year | Avg. Points Allowed | Avg. Yds Allowed |
|-----------|---------------------|------------------|
| 2019..... | 14.0 (1)..... | 275.9 (1) |
| 2018..... | 20.3 (7)..... | 359.1 (21) |
| 2017..... | 18.5 (5)..... | 366.0 (29) |
| 2016..... | 15.6 (1)..... | 326.4 (8) |
| 2015..... | 19.7 (10)..... | 339.4 (9) |
| 2014..... | 19.5 (8)..... | 344.1 (13) |
| 2013..... | 21.1 (10)..... | 373.1 (26) |
| 2012..... | 20.7 (9t)..... | 373.3 (25) |
| 2011..... | 21.4 (15)..... | 411.1 (31) |
| 2010..... | 19.6 (8)..... | 365.5 (25) |
| 2009..... | 17.8 (5)..... | 320.2 (11) |
| 2008..... | 19.3 (8)..... | 309.0 (10) |
| 2007..... | 17.1 (4)..... | 288.3 (4) |
| 2006..... | 14.8 (2)..... | 294.4 (6) |
| 2005..... | 21.1 (17)..... | 330.2 (26) |
| 2004..... | 16.3 (2t)..... | 310.6 (9) |
| 2003..... | 14.9 (1)..... | 291.6 (7) |
| 2002..... | 21.6 (17)..... | 336.1 (23) |
| 2001..... | 17.0 (6)..... | 334.5 (24) |
| 2000..... | 21.1 (17)..... | 334.6 (20) |

IN A RUSH FOR THE END ZONE

Since 2003, the Patriots are the only team to average at least one rushing touchdown per game. The Patriots have 308 rushing touchdowns in 280 games.

RUSHING TOUCHDOWNS SINCE 2003 (REGULAR SEASON ONLY)

| Team | Rush TDs since 2003 |
|------------------|---------------------|
| New England..... | 308 |
| Kansas City..... | 276 |
| Carolina..... | 274 |
| New Orleans..... | 273 |

HISTORIC SCORING CLIP

The Patriots had a historic scoring output over a three-game span in October and November 2014. New England tied a team record by scoring 40 or more points in three consecutive games from Oct. 26 to Nov. 16. The Patriots also scored 40 or more in three straight games in 2007. The Patriots have scored 40 or more points 62 times in team history, including 35 times since Bill Belichick became head coach in 2000, and 19 times since 2010.

MOST CONSECUTIVE GAMES WITH 40+ POINTS IN PATRIOTS HISTORY

| Gm | Year | Game 1 | Game 2 | Game 3 |
|----|------|-------------------------|---------------------------|------------------------|
| 3 | 2014 | 10/26/14 (51-23 v. CHI) | 11/02/14 (43-21 v. DEN) | 11/16/14 (42-20 @ IND) |
| 3 | 2007 | 10/14/07 (48-27 @ DAL) | 10/21/07 (49-28 @ MIA) | 10/28/07 (52-7 v. WAS) |
| 2 | 1962 | 09/21/62 (41-16 v. DEN) | 10/06/62 (43-14 @ NYT) | |
| 2 | 2002 | 09/15/02 (44-7 @ NYJ) | 09/22/02 (41-38 v. KC) | |
| 2 | 2008 | 12/14/08 (49-26 @ OAK) | 12/21/08 (47-7 v. ARZ) | |
| 2 | 2010 | 11/25/10 (45-24 @ DET) | 12/06/10 (45-3 v. NYJ) | |
| 2 | 2012 | 11/18/12 (59-24 v. IND) | 11/22/12 (49-19 @ NYJ) | |
| 2 | 2015 | 09/20/15 (40-32 @ BUF) | 09/27/15 (51-17 vs. JACK) | |

SCORING FLURRY

The Patriots scored three touchdowns in a 57-second span during the final two minutes of the first half against Chicago on Oct. 26, 2014, turning a 17-7 lead into a 38-7 cushion. It was the fastest three-touchdown flurry in the NFL since the Patriots had three touchdowns in 52 seconds against the New York Jets on Nov. 22, 2012. The Patriots are one of three teams to score three touchdowns in under a minute since the 1970 merger, and are the only team to have achieved the feat twice.

NFL TEAMS TO SCORE THREE TDs IN LESS THAN ONE MINUTE

| Team | Opponent | Date |
|------------------|----------------|----------|
| New England..... | Chicago..... | 10/26/14 |
| New England..... | N.Y. Jets..... | 11/22/12 |
| Seattle..... | Minnesota..... | 09/29/02 |
| Atlanta..... | Carolina..... | 10/04/98 |

HOW THE PATRIOTS SCORED THREE TOUCHDOWNS IN 57 SECONDS:

- Rob Gronkowski caught a 2-yard touchdown pass from Tom Brady with 1:57 left in the first half to make the score 24-7 and cap off a 10-play, 80-yard drive.
- After the Patriots defense forced a three-and-out, a 42-yard Julian Edelman punt return gave New England possession at the Chicago 9-yard line, and Brady found Brandon LaFell for a 9-yard touchdown on the next play to give the Patriots a 31-7 lead with 1:07 left in the first half.
- On the Bears first play following the LaFell touchdown, Zach Moore forced a Jay Cutler fumble that was recovered by Rob Ninkovich and returned for a 15-yard touchdown that gave the Patriots a 38-7 Patriots lead with 55 seconds left in the first half.

COMEBACKS FOR THE AGES

The Patriots have staged two historic come-from-behind victories over the past several seasons:

Belichick coached the Patriots back from a 25-point deficit to win Super Bowl LI. A comeback of that magnitude is extremely rare. There had been 2,656 games in which a team led by 25 points or more in NFL history, including the postseason. Teams leading by 25 had recorded 2,647 wins, seven losses and two ties, a winning percentage of .997.

New England came back from a 24-point deficit to defeat the Broncos, 34-31, in overtime in a Sunday Night Football matchup on Nov. 24, 2013, marking the largest regular-season comeback win in team history, after trailing 24-0 at halftime.

New England's previous best comeback win was from a 23-0 deficit to win, 38-23, vs. Seattle (09/16/84). The Patriots also came back from 22 points down to win at the New York Giants, 23-22 (12/21/96). The Patriots have come from 21 points down to win four times, most recently vs. Buffalo (01/01/12).

PATRIOTS FOOTBALL NETWORK

The Patriots Football Network (PFN) is the full portfolio of media offerings from the six-time Super Bowl Champion New England Patriots. PFN provides Patriots content produced both in-house and with media partners spanning print, television, radio and the Internet.

PATRIOTS ALL ACCESS

The Emmy Award-winning "Patriots All-Access" airs weekly throughout the season on WBZ-TV Channel 4 in Boston and regional affiliates in Hartford, Providence, Springfield, Burlington, Portland and Bangor. "Patriots All-Access" features exclusive behind-the-scenes access and in-depth weekly features on Patriots players and personnel. Hosted by WBZ's Steve Burton, the show features weekly sit-downs with Bill Belichick including the popular "Belestrator" segment where the coach breaks down upcoming opponents with Scott Zolak.

"Patriots All-Access" airs Fridays from 7-8 p.m. on **WBZ-TV** and Sunday from 9-10 a.m. on **myTV38** in Boston. **Check local listings for airtime.**

PATRIOTS THIS WEEK

Insider information. Passionate debate. Timely analysis. That's what "Patriots This Week" delivers. The show, hosted by Bob Socci with former Patriots Scott Zolak and Matt Chatham, is a fast-paced, half-hour of football talk. From breaking down the previous contest to game planning the next opponent, there's no better way to get ready for football than "Patriots This Week" — every Friday night at 10:30 p.m. on NBC Sports Boston.

PATRIOTS.COM

NEWS

Patriots.com features daily updates and exclusive content from the writers of Patriots Football Weekly, offering everything from breaking news to player features and the popular "Unfiltered Q&A" postings.

VIDEO

The Patriots offer video ready for any device with a screen. Live video includes every Bill Belichick and player press conference, the Dunkin' pregame and postgame shows and other events such as special episodes of Patriots All-Access and the Patriots Hall of Fame induction ceremony. On demand video ranges from daily news updates, special features, player interviews, game highlights and Patriots Cheerleaders. Video offerings also include exclusive content such as postgame locker room celebrations and "Belichick Breakdowns" where coach gives his unique insight into opponents and plays.

AUDIO

Live, original radio shows and on demand podcasts produced from the studios at Gillette Stadium are available on Patriots.com, the Patriots app, TuneIn Radio, iTunes and other podcast platforms. The line-up includes "Patriots Unfiltered," the team's flagship show featuring the writers from Patriots.com and "Patriots Playbook" with John Rooke. Also, "Pats from the Past" has Patriots Hall of Fame Executive Director Bryan Morry and Matt Smith, Patriots Executive Producer, sitting down for extended conversations with former Patriots. Morry and Smith's combined 40 years of experience with the team makes for great interviews with fan favorites over the decades.

Additional audio content includes every press conference and conference call, player interviews, Training Camp-cast, Patriots Roster Report, Patriots Prospect Reports and special live NFL Draft shows. Wherever there's a speaker, there's Patriots audio, anytime, anywhere. Check Patriots.com for in-season and out-of-season schedules.

PHOTOS

The Patriots in-house photographers produce the largest selection of Patriots game action and behind-the-scenes photos in the world. Hundreds of player and cheerleader galleries will keep you clicking!

PATRIOTS SOCIAL MEDIA

The Patriots social media channels bring the fans closer to the team with unmatched behind-the-scenes access. From press releases and roster transactions to action photos and exclusive videos, the Patriots social media accounts are a must follow for all Patriots fans. The Patriots are active on multiple platforms, providing on-field statistics and milestones, off-the-field lifestyle content as well as information, news and updates. Follow the team's official accounts: Facebook (NewEnglandPatriots), Twitter (@patriots), Instagram (@patriots), Snapchat ('patriots'), YouTube (patriots), Google+ (+patriots) Pinterest (patriots) and TikTok (patriots).

PATRIOTS MONDAY ON WEEI

WEEI Sports Radio broadcasts Patriots Monday each week, offering fans unique insight and analysis from Bill Belichick and Patriots players. WEEI will broadcast Patriots Monday each week, kicking off with "The Greg Hill Show" at 6 a.m., followed by Dale Arnold and Rich Keefe at 10 a.m. and Glenn Ordway, Lou Merloni and Christian Fauria from 2 to 6 p.m.

PATRIOTS FRIDAY ON WEEI

WEEI also broadcasts Patriots Friday each week, offering fans a look ahead at the weekend's game, match ups and rivalries. Various Patriots players will be featured on air. WEEI will broadcast Patriots Fridays each week throughout the season with.

98.5 THE SPORTS HUB PATRIOTS RADIO NETWORK



FLAGSHIP STATION OF THE NEW ENGLAND PATRIOTS

98.5 The Sports Hub is the Patriots flagship station, broadcasting every Patriots game across its radio network and featuring broadcasting duo Bob Socci and Scott Zolak. Three hours prior to kickoff, during halftime and after the game, Marc Bertrand and Chris Gasper will be serving up all the timely news and notes, while Jim Murray will join Bertrand for the postgame news, including live sound from the postgame press conferences.

FLAGSHIP STATION

WBZ-FM Boston 98.5 FM

MASSACHUSETTS

| | | |
|--------|-------------|------------------|
| WBZ-FM | Boston | 98.5 FM |
| WAQY | Springfield | 102.1 FM |
| WBEC | Pittsfield | 1420 AM |
| WPKZ | Fitchburg | 1280 AM/105.3 FM |
| WNAW | North Adams | 1230 AM |
| WBSM | New Bedford | 1420 AM |
| WPVQ | Greenfield | 95.3 FM |
| WSAR | Fall River | 1480 AM |
| WWFX | Worcester | 100.1 FM |
| WXTK | Hyannis | 95.1 FM |
| WMRC | Milford | 103.1 FM/1490 AM |
| WBOQ | Gloucester | 104.9 FM |

MAINE

| | | |
|------|--------------|----------|
| WBLM | Portland | 102.9 FM |
| WEBB | Augusta | 98.5 FM |
| WEZQ | Bangor | 92.9 FM |
| WOZI | Presque Isle | 101.9 FM |

CONNECTICUT

| | | |
|------|-----------|---------|
| WTIC | Hartford | 1080 AM |
| WINY | Putnam | 1350 AM |
| WGCH | Greenwich | 1490 AM |

NEW HAMPSHIRE

| | | |
|------|------------------|---------------------------|
| WFNQ | Nashua | 106.3 FM |
| WPKQ | North Conway | 103.7 FM |
| WSAK | Hampton | 102.1 FM |
| WSHK | Portsmouth/Dover | 105.3 FM |
| WNNH | Concord | 99.1 FM |
| WLNH | Laconia | 98.3 FM |
| WINQ | Keene | 98.7 FM |
| WTSV | Claremont | 94.3, 94.5 FM/ 1230 AM |

VERMONT

| | | |
|------|------------------|----------|
| WCPV | Burlington | 101.3 FM |
| WDVT | Rutland | 94.5 FM |
| WINQ | Brattleboro | 1490 AM |
| WRFK | Barre/Montpelier | 107.1 FM |

RHODE ISLAND

| | | |
|------|------------|---------|
| WPRO | Providence | 630 AM |
| WEAN | Providence | 99.7 FM |

NEW YORK

| | | |
|------|-----------|---------|
| WHTK | Rochester | 1280 AM |
|------|-----------|---------|

ALABAMA

| | | |
|------|--------|--------------|
| WQSI | Auburn | 93.9/95.9 FM |
|------|--------|--------------|



WINNINGEST PRO SPORTS TEAMS SINCE 1994

PATRIOTS ARE WINNINGEST PRO SPORTS FRANCHISE SINCE 1994

Since the 1994 season, the Patriots have won 69.3 percent of their regular season games (294-130), which is the highest winning percentage in major American professional sports over that period. Since 1994, there have been 145 franchises that have fielded teams in the five major American sports leagues (NFL, MLB, NBA, NHL and MLS) and completed more than two full seasons of competition.

HIGHEST WINNING PERCENTAGE IN MAJOR AMERICAN PROFESSIONAL SPORTS, 1994-PRESENT

(Regular Season – Includes National Football League, Major League Baseball, National Basketball Association, National Hockey League and Major League Soccer)

Records updated through games completed on November 10, 2020

| Rk. | Records since 1994 | Lg. | W | L | T/OTL | PCT. |
|-----------|-------------------------------------|------------|-------------|-------------|------------|--------------|
| 1 | New England Patriots | NFL | 294 | 130 | 0 | 0.693 |
| 2 | San Antonio Spurs | NBA | 1402 | 672 | 0 | 0.676 |
| 3 | Pittsburgh Steelers | NFL | 270 | 152 | 2 | 0.639 |
| 4 | Green Bay Packers | NFL | 267 | 154 | 2 | 0.634 |
| 5 | Detroit Red Wings | NHL | 1075 | 622 | 274 | 0.615 |
| 6 | New York Yankees | MLB | 2468 | 1733 | 0 | 0.587 |
| 7 | Seattle Sounders FC | MLS | 182 | 117 | 89 | 0.584 |
| 8 | Dallas Stars | NHL | 1019 | 690 | 260 | 0.584 |
| 9 | Indianapolis Colts | NFL | 247 | 177 | 0 | 0.583 |
| 10 | Utah Jazz | NBA | 1206 | 868 | 0 | 0.581 |
| 11 | Philadelphia Flyers | NHL | 987 | 675 | 294 | 0.580 |
| 12 | Boston Bruins | NHL | 995 | 683 | 292 | 0.579 |
| 13 | St. Louis Blues | NHL | 1009 | 697 | 2266 | 0.579 |
| 14 | Denver Broncos | NFL | 245 | 179 | 0 | 0.578 |
| 15 | New Jersey Devils | NHL | 1003 | 697 | 269 | 0.578 |
| 16 | Houston Rockets | NBA | 1196 | 878 | 0 | 0.577 |
| 17 | Pittsburgh Penguins | NHL | 1017 | 717 | 234 | 0.576 |
| 18 | Oklahoma City/Seattle Thunder | NBA | 1195 | 879 | 0 | 0.576 |
| 19 | Los Angeles Lakers | NBA | 1194 | 879 | 0 | 0.576 |
| 20 | Washington Capitals | NHL | 1001 | 712 | 251 | 0.574 |
| 21 | New York City FC | MLS | 87 | 60 | 46 | 0.570 |
| 22 | Colorado Avalanche/Quebec Nordiques | NHL | 998 | 728 | 244 | 0.569 |
| 23 | San Jose Sharks | NHL | 988 | 728 | 258 | 0.566 |
| 24 | Miami Heat | NBA | 1165 | 900 | 0 | 0.564 |
| 25 | Baltimore Ravens | NFL | 220 | 171 | 1 | 0.563 |
| 26 | Nashville Predators | NHL | 821 | 623 | 221 | 0.559 |
| 27 | Indiana Pacers | NBA | 1156 | 918 | 0 | 0.557 |
| 28 | Philadelphia Eagles | NFL | 234 | 187 | 2 | 0.556 |
| 29 | Atlanta Braves | MLB | 2334 | 1869 | 0 | 0.555 |
| 30 | Seattle Seahawks | NFL | 233 | 189 | 1 | 0.553 |
| 31 | Kansas City Chiefs | NFL | 234 | 191 | 0 | 0.551 |
| 32 | Los Angeles Galaxy | MLS | 330 | 272 | 162 | 0.550 |
| 33 | Boston Red Sox | MLB | 2305 | 1901 | 0 | 0.548 |
| 34 | Dallas Mavericks | NBA | 1138 | 939 | 0 | 0.548 |
| 35 | Minnesota Wild | NHL | 724 | 583 | 204 | 0.547 |
| 36 | Anaheim Ducks | NHL | 940 | 757 | 273 | 0.546 |
| 37 | Los Angeles Dodgers | MLB | 2298 | 1908 | 0 | 0.546 |
| 38 | Portland Trail Blazers | NBA | 1124 | 98 | 0 | 0.543 |
| 39 | Vancouver Canucks | NHL | 931 | 767 | 264 | 0.542 |
| 40 | St. Louis Cardinals | MLB | 2272 | 1921 | 0 | 0.542 |
| 41 | Minnesota Vikings | NFL | 229 | 193 | 14 | 0.541 |
| 42 | Chicago Blackhawks | NHL | 922 | 761 | 273 | 0.541 |
| 43 | New York Rangers | NHL | 941 | 788 | 241 | 0.539 |
| 44 | Montreal Canadiens | NHL | 928 | 779 | 264 | 0.538 |
| 45 | Dallas Cowboys | NFL | 228 | 197 | 0 | 0.536 |
| 46 | Ottawa Senators | NHL | 924 | 781 | 266 | 0.536 |
| 47 | Cleveland Indians | MLB | 2243 | 1958 | 0 | 0.534 |
| 48 | Toronto Maple Leafs | NHL | 921 | 793 | 256 | 0.532 |
| 49 | Portland Timbers | MLS | 127 | 109 | 93 | 0.527 |
| 50 | Calgary Flames | NHL | 904 | 808 | 258 | 0.524 |

NOTES: This analysis uses NFL rules when calculating winning percentage, counting ties as a half-win and a half-loss. For NHL teams, overtime losses (OTL) and ties from 2001-2004 (the NHL abolished ties in 2005-2006 and instituted a shootout system) are counted as ties when calculating winning percentage.

*The Miami Fusion were contracted following the 2001 MLS season.

HIGHEST WINNING PERCENTAGE AMONG BOSTON-AREA MAJOR PROFESSIONAL SPORTS TEAMS, 1994-PRESENT

(Rankings listed below are each team's overall ranking among the 145 major American pro sports teams that have completed more than two full seasons of competition)

Records updated through games completed on November 10, 2020

| Rank | Team | Lg. | W | L | T/OTL | Pct. |
|----------|-----------------------------|------------|------------|------------|----------|--------------|
| 1 | New England Patriots | NFL | 294 | 130 | 0 | 0.693 |
| 12 | Boston Bruins | NHL | 975 | 677 | 291 | 0.577 |
| 33 | Boston Red Sox | MLB | 2305 | 1901 | 0 | 0.548 |
| 59 | Boston Celtics | NBA | 1072 | 1001 | 0 | 0.517 |
| 102 | New England Revolution | MLS | 292 | 327 | 169 | 0.478 |