

2020

NEW ENGLAND PATRIOTS
SEASON IN REVIEW





NEW ENGLAND PATRIOTS
GAME RELEASE
2020 SEASON IN REVIEW
NEW ENGLAND PATRIOTS



TABLE OF CONTENTS

TEAM INFORMATION

| | |
|--|---|
| Tale of the Tape | 3 |
| 2020 Season Summary | 3 |
| 2020 Patriots Schedule | 3 |
| 2020 AFC East Final Standings | 3 |
| 2020 Regular Season Statistics | 4 |
| 2020 Player Participation | 6 |
| 2020 Game-By-Game Starters & Inactives | 7 |
| Rosters & Depth Chart | 8 |

INDIVIDUAL AND TEAM NOTES

| | |
|---------------------------------------|----|
| Robert Kraft | 16 |
| 2020 Team & Individual Rankings | 19 |
| Patriots Pro Bowl Selections | 20 |
| Patriots Team Notes | 21 |
| Home Dominance | 26 |
| Inside the Numbers | 27 |
| Bill Belichick | 28 |
| Patriots Offensive Notes | 32 |
| Patriots Defensive Notes | 40 |
| Special Teams Notes | 44 |
| Patriots Playoff Notes | 46 |
| Patriots Reference Notes | 50 |
| Patriots Football Network | 52 |



NEW ENGLAND PATRIOTS GAME RELEASE



NEW ENGLAND PATRIOTS 2020 SEASON IN REVIEW

TALE OF THE TAPE

| 2020 Regular Season | New England |
|--------------------------|-------------|
| Record | 7-9 |
| Divisional Standings | 3rd |
| Total Yards Gained | 5,236 |
| Total Offense (Rank) | 327.3 (27) |
| Rush Offense | 145.6 (4) |
| Pass Offense | 180.6 (30) |
| Points Per Game | 20.4 (27) |
| Total Yards Allowed | 5,660 |
| Total Defense (Rank) | 353.8 (15) |
| Rush Defense | 131.4(26) |
| Pass Defense | 222.3 (8) |
| Points Allowed/Game | 22.1 (7) |
| Possession Avg. | 28:58 |
| Sacks Allowed/Yards Lost | 37/234 |
| Sacks Made/Yards | 24/165 |
| Total Touchdowns Scored | 36 |
| Penalties Against/Yards | 62/534 |
| Punts/Avg. | 55/48.7 |
| Turnover Differential | +3 (13T) |

Parenthesis denotes NFL rank.

2020 PATRIOTS FINAL RECORD

REGULAR SEASON (7-9)

| | | | |
|-----------------|------------------|-------|---|
| Sun., Sept. 13 | Miami | 21-11 | W |
| Sun., Sept. 20 | at Seattle | 30-35 | L |
| Sun., Sept. 27 | Las Vegas | 36-20 | W |
| Mon., Oct. 5* | at Kansas City | 10-26 | L |
| Sun., Oct. 11 | Bye Week | | |
| Sun., Oct. 18* | Denver | 12-18 | L |
| Sun., Oct. 25 | San Francisco | 6-33 | L |
| Sun., Nov. 1 | at Buffalo | 21-24 | L |
| Mon., Nov. 9 | at N.Y. Jets | 30-27 | W |
| Sun., Nov. 15 | Baltimore | 23-17 | W |
| Sun., Nov. 22 | at Houston | 20-27 | L |
| Sun., Nov. 29 | Arizona | 20-17 | W |
| Sun., Dec. 6 | at L.A. Chargers | 45-0 | W |
| Thurs., Dec. 10 | at L.A. Rams | 3-24 | L |
| Sun., Dec. 20 | at Miami | 12-22 | L |
| Mon., Dec. 28 | Buffalo | 9-38 | L |
| Sun., Jan. 3 | N.Y. Jets | 28-14 | W |

*Game rescheduled due to COVID-19 protocols.

2020 AFC EAST FINAL STANDINGS

| TEAM | W | L | T | PCT. | PF | PA |
|--------------------|----------|----------|----------|-------------|------------|------------|
| Z-- Buffalo Bills | 13 | 3 | 0 | .813 | 501 | 375 |
| Miami Dolphins | 10 | 6 | 0 | .625 | 404 | 338 |
| NEW ENGLAND | 7 | 9 | 0 | .438 | 326 | 353 |
| New York Jets | 2 | 14 | 0 | .125 | 243 | 457 |

Z--: Clinched Division

2020 SEASON

The New England Patriots finished third in the AFC East with a 7-9 record. Despite finishing under .500 for the first time since 2000, the Patriots did produce some highlights. **P Jake Bailey**, **CB Stephon Gilmore** and **WR Matthew Slater** earned Pro Bowl honors.

- **Bailey** led the NFL and set a team record with a 45.6 net punting average. That net average is second-highest in a single season in NFL history.
- **Slater** earned his ninth Pro Bowl invitation, extending his record for most special teams Pro Bowl selections.

Additionally, **WR Gunner Olszewski** became the third Patriot to lead the NFL in punt return average with a team-record 17.3 average. That mark is the second-highest in the NFL since 1970 (minimum of 20 returns).

QB Cam Newton set team records for most rushing yards (592) and rushing touchdowns (12) by a quarterback, and **DB J.C. Jackson** led the NFL with 11 total takeaways (nine interceptions and two fumble recoveries).

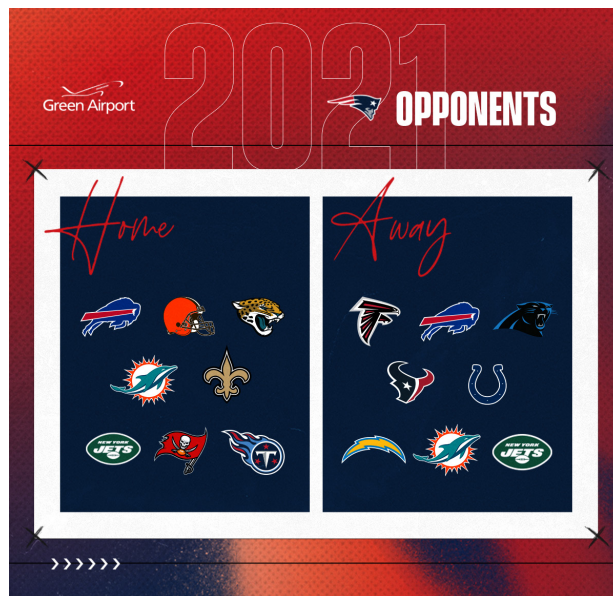
The Patriots tied for the NFL lead with 18 interceptions and finished fourth in the league with 2,346 rushing yards.

2021 OPPONENTS DETERMINED

The Patriots 2021 opponents have been determined. In addition to playing each AFC East opponent twice, the Patriots will play one game against each of the AFC South and NFC South teams. As the third-place finisher in the AFC East, the Patriots will also play the third-place team of the AFC North (Cleveland) and AFC West (Los Angeles Chargers).

Home: Buffalo, Miami, New York Jets, Jacksonville, New Orleans, Tampa Bay, Tennessee & Cleveland

Away: Buffalo, Miami, New York Jets, Atlanta, Carolina, Houston, Indianapolis & Los Angeles Chargers



MEDIA CONTACTS

Stacey James, Vice President of Media Relations, staceyj@patriots.com, 508-326-6868

Aaron Salkin, Director of Media Relations, aarons@patriots.com, 508-326-6870

Michael Jurovaty, Asst. Director of Media Relations, mjurovaty@patriots.com, 508-326-6187

Anne Noland, Communications Strategist, annen@patriots.com, 508-431-7773



2020 REGULAR SEASON OFFENSIVE STATISTICS

WON 7, LOST 9

| | | |
|---------------|------------------|--------|
| 09/13 W 21-11 | Miami | |
| 09/20 L 30-35 | at Seattle | |
| 09/27 W 36-20 | Las Vegas | |
| 10/05 L 10-26 | at Kansas City | 12,729 |
| 10/18 L 12-18 | Denver | |
| 10/25 L 6-33 | San Francisco | |
| 11/01 L 21-24 | at Buffalo | |
| 11/09 W 30-27 | at N.Y. Jets | |
| 11/15 W 23-17 | Baltimore | |
| 11/22 L 20-27 | at Houston | 12,503 |
| 11/29 W 20-17 | Arizona | |
| 12/06 W 45-0 | at L.A. Chargers | |
| 12/10 L 3-24 | at L.A. Rams | |
| 12/20 L 12-22 | at Miami | 13,354 |
| 12/28 L 9-38 | Buffalo | |
| 01/03 W 28-14 | N.Y. Jets | |

| | | |
|--------------------|---------|---------|
| | N.E. | Opp. |
| TOTAL FIRST DOWNS | 332 | 339 |
| Rushing | 143 | 131 |
| Passing | 157 | 187 |
| Penalty | 32 | 21 |
| 3rd Down: Made/Att | 76/186 | 76/186 |
| 3rd Down Pct. | 40.9 | 40.9 |
| 4th Down: Made/Att | 9/17 | 9/16 |
| 4th Down Pct. | 52.9 | 56.3 |
| POSSESSION AVG. | 28:58 | 31:02 |
| TOTAL NET YARDS | 5236 | 5660 |
| Avg. Per Game | 327.3 | 353.8 |
| Total Plays | 979 | 982 |
| Avg. Per Play | 5.3 | 5.8 |
| NET YARDS RUSHING | 2346 | 2103 |
| Avg. Per Game | 146.6 | 131.4 |
| Total Rushes | 502 | 464 |
| NET YARDS PASSING | 2890 | 3557 |
| Avg. Per Game | 180.6 | 222.3 |
| Sacked/Yards Lost | 37/234 | 24/165 |
| Gross Yards | 3124 | 3722 |
| Att./Completions | 440/283 | 494/333 |
| Completion Pct. | 64.3 | 67.4 |
| Had Intercepted | 14 | 18 |
| PUNTS/AVERAGE | 55/48.7 | 52/46.0 |
| NET PUNTING AVG. | 55/45.6 | 52/37.9 |
| PENALTIES/YARDS | 62/534 | 82/639 |
| FUMBLES/BALL LOST | 19/5 | 11/4 |
| TOUCHDOWNS | 36 | 41 |
| Rushing | 20 | 17 |
| Passing | 12 | 22 |
| Returns | 4 | 2 |

* SCORE BY PERIODS

| | Q1 | Q2 | Q3 | Q4 | OT | PTS |
|-----------|----|-----|----|-----|----|-----|
| TEAM | 38 | 104 | 82 | 102 | 0 | 326 |
| OPPONENTS | 69 | 115 | 86 | 83 | 0 | 353 |

* SCORING

| | TD-Ru | Pa | Rt | K-PAT | FG | S | PTS |
|-------------|-------|----|----|-------|-------|-------|-------|
| Folk | 0 | 0 | 0 | 0 | 30/33 | 26/28 | 0 108 |
| Newton | 13 | 12 | 1 | 0 | 0 | 0 | 78 |
| Burkhead | 6 | 3 | 3 | 0 | 0 | 0 | 36 |
| White | 3 | 2 | 1 | 0 | 0 | 0 | 18 |
| Harris | 2 | 2 | 0 | 0 | 0 | 0 | 12 |
| Harry | 2 | 0 | 2 | 0 | 0 | 0 | 12 |
| D. McCourty | 2 | 0 | 0 | 2 | 0 | 0 | 12 |
| Michel | 2 | 1 | 1 | 0 | 0 | 0 | 12 |
| Olszewski | 2 | 0 | 1 | 1 | 0 | 0 | 12 |
| Asiasi | 1 | 0 | 1 | 0 | 0 | 0 | 6 |
| Byrd | 1 | 0 | 1 | 0 | 0 | 0 | 6 |
| Johnson | 1 | 0 | 1 | 0 | 0 | 0 | 6 |
| Thomas LG | 1 | 0 | 1 | 0 | 0 | 0 | 6 |
| Wise | 1 | 0 | 0 | 1 | 0 | 0 | 6 |
| Meyers | 0 | 0 | 0 | 0 | 0 | 0 | 2 |
| TEAM | 36 | 20 | 12 | 4 | 30/33 | 26/28 | 0 326 |
| OPPONENTS | 41 | 17 | 22 | 2 | 37/39 | 22/27 | 0 353 |

2-Pt Conv: Meyers, TM 1-3, OPP 2-2
 SACKS: Winovich 5.5, A. Butler 4, Wise 2.5,
 Calhoun 2, Guy 2, Simon 2, Bentley 1.5,
 Rivers TM 1.5, Cowart 1, Phillips 1, Uche 1,
 TM 24, OPP 37

* PASSING

| | Att | Cmp | Yds | Cmp% | Yds/Att | TD | TD% | Int | Int% | Long | Sack/Lost | Rating |
|-----------|-----|-----|------|-------|---------|----|-------|-----|------|------|-----------|--------|
| Newton | 368 | 242 | 2657 | 65.8 | 7.22 | 8 | 2.2 | 10 | 2.7 | 50 | 31/ 195 | 82.9 |
| Stidham | 44 | 22 | 256 | 50.0 | 5.82 | 2 | 4.5 | 3 | 6.8 | 38t | 4/ 21 | 54.7 |
| Hoyer | 24 | 15 | 130 | 62.5 | 5.42 | 0 | 0.0 | 1 | 4.2 | 25 | 2/ 18 | 59.4 |
| Edelman | 2 | 2 | 38 | 100.0 | 19.00 | 0 | 0.0 | 0 | 0.0 | 22 | 0/ 0 | 118.8 |
| Meyers | 2 | 2 | 43 | 100.0 | 21.50 | 2 | 100.0 | 0 | 0.0 | 24t | 0/ 0 | 158.3 |
| TEAM | 440 | 283 | 3124 | 64.3 | 7.10 | 12 | 2.7 | 14 | 3.2 | 50 | 37/ 234 | 81.1 |
| OPPONENTS | 494 | 333 | 3722 | 67.4 | 7.53 | 22 | 4.5 | 18 | 3.6 | 54t | 24/ 165 | 89.3 |

* RUSHING

| | No. | Yds | Avg | Long | TD |
|-------------|-----|------|------|------|----|
| Harris | 137 | 691 | 5.0 | 41 | 2 |
| Newton | 137 | 592 | 4.3 | 49 | 12 |
| Michel | 79 | 449 | 5.7 | 48 | 1 |
| Burkhead | 67 | 274 | 4.1 | 18 | 3 |
| White | 35 | 121 | 3.5 | 10 | 2 |
| Taylor | 23 | 110 | 4.8 | 28 | 0 |
| Olszewski | 5 | 23 | 4.6 | 12 | 0 |
| Edelman | 2 | 22 | 11.0 | 23 | 0 |
| Zuber | 2 | 21 | 10.5 | 13 | 0 |
| Byrd | 2 | 15 | 7.5 | 11 | 0 |
| Meyers | 2 | 9 | 4.5 | 7 | 0 |
| Hoyer | 1 | 8 | 8.0 | 8 | 0 |
| Stidham | 7 | 7 | 1.0 | 6 | 0 |
| Moncrief LG | 1 | 4 | 4.0 | 4 | 0 |
| Moncrief TM | 1 | 4 | 4.0 | 4 | 0 |
| Harry | 2 | 0 | 0.0 | 2 | 0 |
| TEAM | 502 | 2346 | 4.7 | 49 | 20 |
| OPPONENTS | 464 | 2103 | 4.5 | 35 | 17 |

* RECEIVING

| | No. | Yds | Avg | Long | TD |
|-------------|-----|------|------|------|----|
| Meyers | 59 | 729 | 12.4 | 35 | 0 |
| White | 49 | 375 | 7.7 | 34 | 1 |
| Byrd | 47 | 604 | 12.9 | 42t | 1 |
| Harry | 33 | 309 | 9.4 | 30 | 2 |
| Burkhead | 25 | 192 | 7.7 | 24t | 3 |
| Edelman | 21 | 315 | 15.0 | 49 | 0 |
| Izzo | 13 | 199 | 15.3 | 50 | 0 |
| Johnson | 8 | 35 | 4.4 | 12 | 1 |
| Michel | 7 | 114 | 16.3 | 31t | 1 |
| Olszewski | 5 | 62 | 12.4 | 38t | 1 |
| Harris | 5 | 52 | 10.4 | 15 | 0 |
| Keene | 3 | 16 | 5.3 | 8 | 0 |
| Asiasi | 2 | 39 | 19.5 | 26t | 1 |
| Newton | 2 | 35 | 17.5 | 19t | 1 |
| Zuber | 2 | 29 | 14.5 | 16 | 0 |
| Moncrief LG | 1 | 15 | 15.0 | 15 | 0 |
| Moncrief TM | 1 | 15 | 15.0 | 15 | 0 |
| Taylor | 1 | 4 | 4.0 | 4 | 0 |
| Thomas LG | 1 | 3 | 3.0 | 3t | 1 |
| TEAM | 283 | 3124 | 11.0 | 50 | 12 |
| OPPONENTS | 333 | 3722 | 11.2 | 54t | 22 |

* INTERCEPTIONS

| | No. | Yds | Avg | Long | TD |
|-------------|-----|-----|------|------|----|
| J. Jackson | 9 | 80 | 8.9 | 30 | 0 |
| D. McCourty | 2 | 62 | 31.0 | 43t | 1 |
| Phillips | 2 | 5 | 2.5 | 5 | 0 |
| Jones | 2 | 0 | 0.0 | 0 | 0 |
| Gilmore | 1 | 15 | 15.0 | 15 | 0 |
| Bryant | 1 | 0 | 0.0 | 0 | 0 |
| Winovich | 1 | 0 | 0.0 | 0 | 0 |
| TEAM | 18 | 162 | 9.0 | 43t | 1 |
| OPPONENTS | 14 | 256 | 18.3 | 79t | 2 |

* PUNTING

| | No. | Yds | Avg | Net | TB | In | Lg | B |
|-----------|-----|------|------|------|----|----|----|---|
| Bailey | 55 | 2678 | 48.7 | 45.6 | 5 | 31 | 71 | 0 |
| TEAM | 55 | 2678 | 48.7 | 45.6 | 5 | 31 | 71 | 0 |
| OPPONENTS | 52 | 2390 | 46.0 | 37.9 | 3 | 18 | 65 | 0 |

* PUNT RETURNS

| | Ret | FC | Yds | Avg | Long | TD |
|-----------|-----|----|-----|------|------|----|
| Olszewski | 20 | 11 | 346 | 17.3 | 70t | 1 |
| Byrd | 2 | 5 | 0 | 0.0 | 0 | 0 |
| Taylor | 1 | 0 | 11 | 11.0 | 11 | 0 |
| TEAM | 23 | 16 | 357 | 15.5 | 70t | 1 |
| OPPONENTS | 12 | 18 | 71 | 5.9 | 20 | 0 |

* KICKOFF RETURNS

| | No. | Yds | Avg | Long | TD |
|-------------|-----|-----|------|------|----|
| Olszewski | 18 | 418 | 23.2 | 33 | 0 |
| Moncrief LG | 7 | 165 | 23.6 | 53 | 0 |
| Moncrief TM | 7 | 165 | 23.6 | 53 | 0 |
| Taylor | 4 | 87 | 21.8 | 28 | 0 |
| Dugger | 2 | 47 | 23.5 | 30 | 0 |
| TEAM | 31 | 717 | 23.1 | 53 | 0 |
| OPPONENTS | 32 | 680 | 21.3 | 49 | 0 |

* FIELD GOALS

| | 1-19 | 20-29 | 30-39 | 40-49 | 50+ |
|-----------|-----------|-----------|---------------|-------------------|-----------|
| Folk | 0/ 0 | 6/ 6 | 7/ 7 | 11/12 | 2/ 3 |
| TEAM | 0/ 0 | 6/ 6 | 7/ 7 | 11/12 | 2/ 3 |
| OPPONENTS | 0/ 0 | 8/ 8 | 5/ 5 | 6/ 9 | 3/ 5 |
| Folk: | (45N) | (51N,25G) | (33G,23G,32G) | (43G) | (41G,38G) |
| | (40G,41G) | (43G,33G) | (45G,29G,51G) | (20G) | (45G,36G) |
| | (22G,50G) | (32G) | (29G) | (45G,36G,45G,42G) | (45G) (1) |



2020 REGULAR SEASON DEFENSIVE STATISTICS

| PLAYER Name | TACKLES | | | SACKS | | | INTERCEPTIONS | | | | FUMBLES | | | | SP. TEAMS | | | | |
|---------------------|------------|------------|------------|-------------|--------------|-----------|---------------|------------|----------|-----------|----------|----------|----------|----------|-----------|-----------|-----------|----------|----------|
| | TT | UT | A | S | Yds | QH | Int | Yds | TD | PD | FF | FR | Yds | TD | TT | UT | A | FF | FR |
| Adrian Phillips | 107 | 74 | 33 | 1.0 | 9.0 | 1 | 2 | 5 | 0 | 4 | 0 | 0 | 0 | 0 | 2 | 2 | 0 | 0 | 0 |
| Ja'Whaun Bentley | 89 | 50 | 39 | 1.5 | 11.0 | 3 | 0 | 0 | 0 | 2 | 0 | 0 | 0 | 0 | 0 | 0 | 0 | 0 | 0 |
| Jonathan Jones | 71 | 60 | 11 | 0.0 | 0.0 | 1 | 2 | 0 | 0 | 6 | 1 | 0 | 0 | 0 | 3 | 0 | 3 | 0 | 0 |
| Devin McCourty | 68 | 45 | 23 | 0.0 | 0.0 | 0 | 2 | 62 | 1 | 6 | 0 | 0 | 0 | 0 | 0 | 0 | 0 | 0 | 0 |
| Kyle Dugger | 59 | 40 | 19 | 0.0 | 0.0 | 0 | 0 | 0 | 0 | 1 | 0 | 0 | 0 | 0 | 5 | 3 | 2 | 0 | 0 |
| Lawrence Guy | 56 | 37 | 19 | 2.0 | 16.0 | 7 | 0 | 0 | 0 | 0 | 0 | 1 | 0 | 0 | 0 | 0 | 0 | 0 | 0 |
| John Simon | 53 | 34 | 19 | 2.0 | 13.0 | 4 | 0 | 0 | 0 | 3 | 0 | 0 | 0 | 0 | 0 | 0 | 0 | 0 | 0 |
| Terez Hall | 50 | 34 | 16 | 0.0 | 0.0 | 0 | 0 | 0 | 0 | 2 | 0 | 0 | 0 | 0 | 0 | 0 | 0 | 0 | 0 |
| Deatrich Wise Jr. | 49 | 27 | 22 | 2.5 | 11.0 | 11 | 0 | 0 | 0 | 0 | 0 | 1 | 0 | 1 | 0 | 0 | 0 | 0 | 0 |
| Chase Winovich | 45 | 32 | 13 | 5.5 | 32.0 | 12 | 1 | 0 | 0 | 2 | 1 | 0 | 0 | 0 | 4 | 3 | 1 | 0 | 0 |
| Jason McCourty | 41 | 30 | 11 | 0.0 | 0.0 | 0 | 0 | 0 | 0 | 3 | 0 | 0 | 0 | 0 | 1 | 0 | 1 | 0 | 0 |
| J.C. Jackson | 40 | 34 | 6 | 0.0 | 0.0 | 0 | 9 | 80 | 0 | 14 | 0 | 2 | 0 | 0 | 0 | 0 | 0 | 0 | 0 |
| Stephon Gilmore | 37 | 30 | 7 | 0.0 | 0.0 | 0 | 1 | 15 | 0 | 3 | 1 | 0 | 0 | 0 | 0 | 0 | 0 | 0 | 0 |
| Adam Butler | 34 | 18 | 16 | 4.0 | 31.0 | 7 | 0 | 0 | 0 | 2 | 0 | 0 | 0 | 0 | 0 | 0 | 0 | 0 | 0 |
| Byron Cowart | 27 | 14 | 13 | 1.0 | 5.0 | 3 | 0 | 0 | 0 | 1 | 0 | 0 | 0 | 0 | 0 | 0 | 0 | 0 | 0 |
| Terrance Brooks | 20 | 15 | 5 | 0.0 | 0.0 | 1 | 0 | 0 | 0 | 0 | 0 | 0 | 0 | 0 | 3 | 1 | 2 | 0 | 0 |
| Anfernee Jennings | 20 | 11 | 9 | 0.0 | 0.0 | 1 | 0 | 0 | 0 | 0 | 0 | 0 | 0 | 0 | 0 | 0 | 0 | 0 | 0 |
| Shilique Calhoun | 18 | 13 | 5 | 2.0 | 20.0 | 2 | 0 | 0 | 0 | 0 | 2 | 0 | 0 | 0 | 0 | 0 | 0 | 0 | 0 |
| Joejuan Williams | 14 | 9 | 5 | 0.0 | 0.0 | 0 | 0 | 0 | 0 | 2 | 0 | 0 | 0 | 0 | 4 | 3 | 1 | 0 | 0 |
| Tashawn Bower | 11 | 9 | 2 | 0.0 | 0.0 | 0 | 0 | 0 | 0 | 1 | 0 | 0 | 0 | 0 | 0 | 0 | 0 | 0 | 0 |
| Brandon Copeland | 10 | 5 | 5 | 0.0 | 0.0 | 0 | 0 | 0 | 0 | 0 | 0 | 0 | 0 | 0 | 2 | 1 | 1 | 0 | 0 |
| Nick Thurman | 10 | 6 | 4 | 0.0 | 0.0 | 0 | 0 | 0 | 0 | 0 | 0 | 0 | 0 | 0 | 0 | 0 | 0 | 0 | 0 |
| Myles Bryant | 10 | 8 | 2 | 0.0 | 0.0 | 0 | 1 | 0 | 0 | 1 | 0 | 0 | 0 | 0 | 2 | 1 | 1 | 0 | 0 |
| Josh Uche | 9 | 7 | 2 | 1.0 | 7.0 | 7 | 0 | 0 | 0 | 0 | 0 | 0 | 0 | 0 | 0 | 0 | 0 | 0 | 0 |
| Akeem Spence | 9 | 3 | 6 | 0.0 | 0.0 | 0 | 0 | 0 | 0 | 0 | 0 | 0 | 0 | 0 | 0 | 0 | 0 | 0 | 0 |
| Derek Rivers | 4 | 1 | 3 | 1.5 | 10.0 | 4 | 0 | 0 | 0 | 0 | 0 | 0 | 0 | 0 | 0 | 0 | 0 | 0 | 0 |
| Carl Davis | 3 | 3 | 0 | 0.0 | 0.0 | 0 | 0 | 0 | 0 | 0 | 0 | 0 | 0 | 0 | 0 | 0 | 0 | 0 | 0 |
| Xavier Williams | 2 | 1 | 1 | 0.0 | 0.0 | 0 | 0 | 0 | 0 | 0 | 0 | 0 | 0 | 0 | 0 | 0 | 0 | 0 | 0 |
| Isaiah Mack | 1 | 0 | 1 | 0.0 | 0.0 | 0 | 0 | 0 | 0 | 0 | 0 | 0 | 0 | 0 | 0 | 0 | 0 | 0 | 0 |
| Michael Jackson Sr. | 1 | 1 | 0 | 0.0 | 0.0 | 0 | 0 | 0 | 0 | 0 | 0 | 0 | 0 | 0 | 0 | 0 | 0 | 0 | 0 |
| Rashod Berry | 1 | 1 | 0 | 0.0 | 0.0 | 0 | 0 | 0 | 0 | 0 | 0 | 0 | 0 | 0 | 0 | 0 | 0 | 0 | 0 |
| Gunner Olszewski | 0 | 0 | 0 | 0.0 | 0.0 | 0 | 0 | 0 | 0 | 0 | 0 | 0 | 0 | 0 | 2 | 1 | 1 | 0 | 0 |
| Jake Bailey | 0 | 0 | 0 | 0.0 | 0.0 | 0 | 0 | 0 | 0 | 0 | 0 | 0 | 0 | 0 | 2 | 1 | 1 | 0 | 0 |
| Matthew Slater | 0 | 0 | 0 | 0.0 | 0.0 | 0 | 0 | 0 | 0 | 0 | 0 | 0 | 0 | 0 | 7 | 3 | 4 | 0 | 0 |
| Justin Bethel | 0 | 0 | 0 | 0.0 | 0.0 | 0 | 0 | 0 | 0 | 0 | 0 | 0 | 0 | 0 | 14 | 13 | 1 | 0 | 0 |
| Cody Davis | 0 | 0 | 0 | 0.0 | 0.0 | 0 | 0 | 0 | 0 | 0 | 0 | 0 | 0 | 0 | 9 | 4 | 5 | 0 | 0 |
| TOTALS | 969 | 652 | 317 | 24.0 | 165.0 | 64 | 18 | 162 | 1 | 53 | 5 | 4 | 0 | 1 | 60 | 36 | 24 | 0 | 0 |

| FUMBLES - LOST (19-5) | | | | |
|-----------------------|-----------|----------|-----------|----------|
| | Own | | | |
| | No. | Lost | Rec | O.B. |
| Damiere Byrd | 3 | 0 | 0 | 1 |
| James Ferentz | 1 | 0 | 0 | 0 |
| N'Keal Harry | 1 | 1 | 0 | 1 |
| Damien Harris | 1 | 0 | 2 | 0 |
| Brian Hoyer | 1 | 1 | 0 | 0 |
| Ryan Izzo | 1 | 1 | 0 | 0 |
| J.C. Jackson | 0 | 0 | 1 | 0 |
| Jakob Johnson | 1 | 0 | 0 | 0 |
| Dalton Keene | 1 | 0 | 0 | 0 |
| Shaq Mason | 0 | 0 | 1 | 0 |
| Jakobi Meyers | 1 | 1 | 0 | 0 |
| Cam Newton | 6 | 1 | 3 | 1 |
| Gunner Olszewski | 1 | 0 | 1 | 0 |
| Mike Onwenu | 0 | 0 | 2 | 0 |
| James White | 1 | 0 | 1 | 0 |
| Isaiah Wynn | 0 | 0 | 1 | 0 |
| TOTALS | 19 | 5 | 12 | 3 |

| KEY | |
|-----------------------|--------------------------------------|
| TT-Total Tackles | Int/Yds-Interceptions/Yards Returned |
| UT-Unassisted Tackles | PD-Passes Defensed |
| A-Assisted Tackles | FF-Forced Fumbles |

| BLOCKED KICKS | | | |
|---------------|----------|----------|----------|
| | XP | FG | P |
| Justin Bethel | 1 | 0 | 0 |
| Cody Davis | 0 | 1 | 0 |
| TOTALS | 1 | 1 | 0 |



NEW ENGLAND PATRIOTS 2020 STATS PACK

PATRIOTS PARTICIPATION

| Player | Regular Season | | | | | | | | | | | | | | | | | | | | | | |
|----------------------|----------------|-----|-----|-----|-----|--------|-----|-------|-----|-----|--------|--------|-----|--------|-----|--------|--------|--------|-----|-----|-----|-----|--|
| | GP | GS | DNP | INA | MTA | at SEA | LAV | at KC | DEN | SF | at BUF | at NYJ | BAL | at HOU | ARZ | at LAC | at LAR | at MIA | BUF | NYJ | | | |
| Andrews, David | 12 | 12 | 0 | 1 | C | C | | | | C | C | C | C | C | C | C | C | C | C | C | X | | |
| Asiasi, Devin | 9 | 3 | 0 | 2 | sub | sub | sub | sub | sub | X | X | | | | | | | sub | TE | TE | TE | | |
| Bailey, Jake | 16 | 0 | 0 | 0 | sub | sub | sub | sub | sub | sub | sub | sub | sub | sub | sub | sub | sub | sub | sub | sub | sub | | |
| Benench, Caleb | 0 | 0 | 1 | 0 | | | | | dnp | | | | | | | | | | | | | | |
| Bentley, Ja'Whaun | 13 | 13 | 0 | 3 | LB | LB | LB | LB | LB | LB | LB | X | X | LB | LB | LB | LB | LB | LB | X | LB | | |
| Berry, Rashod | 3 | 0 | 0 | 0 | | | | | sub | | | | | | | sub | | | | | | sub | |
| Bethel, Justin | 16 | 0 | 0 | 0 | sub | sub | sub | sub | sub | sub | sub | sub | sub | sub | sub | sub | sub | sub | sub | sub | sub | | |
| Bower, Tashawn | 7 | 3 | 1 | 2 | | | | | | sub | sub | LB | dnp | sub | X | X | sub | sub | sub | sub | sub | DL | |
| Brooks, Terrence | 14 | 2 | 0 | 2 | sub | sub | sub | sub | sub | sub | DB | DB | sub | sub | sub | X | X | sub | sub | sub | sub | | |
| Bryant, Myles | 9 | 0 | 0 | 6 | | X | X | X | X | X | sub | sub | sub | X | sub | sub | sub | sub | sub | sub | sub | | |
| Burkhead, Rex | 10 | 0 | 0 | 0 | sub | sub | sub | sub | sub | sub | sub | sub | sub | sub | sub | | | | | | | | |
| Butler, Adam | 15 | 4 | 0 | 1 | sub | sub | sub | sub | DL | sub | sub | sub | sub | X | DL | sub | sub | sub | sub | DL | DL | | |
| Byrd, Damiere | 16 | 14 | 0 | 0 | WR | sub | WR | WR | WR | sub | WR | WR | WR | WR | WR | WR | WR | WR | WR | WR | WR | | |
| Calhoun, Shilique | 10 | 0 | 0 | 1 | sub | sub | sub | sub | sub | sub | sub | sub | sub | | | | | | sub | X | sub | | |
| Cardona, Joe | 16 | 0 | 0 | 0 | sub | sub | sub | sub | sub | sub | sub | sub | sub | sub | sub | sub | sub | sub | sub | sub | sub | | |
| Copeland, Brandon | 6 | 4 | 0 | 0 | LB | LB | LB | sub | sub | LB | | | | | | | | | | | | | |
| Cowart, Byron | 14 | 14 | 0 | 1 | DL | DL | DL | DL | | DL | DL | DL | DL | DL | X | DL | DL | DL | DL | DL | DL | | |
| Cunningham, Korey | 11 | 0 | 2 | 3 | X | X | X | dnp | sub | dnp | sub | sub | sub | sub | sub | sub | sub | sub | sub | sub | sub | | |
| Davis, Carl | 3 | 1 | 0 | 3 | | | | | X | X | X | sub | DT | sub | | | | | | | | | |
| Davis, Cody | 13 | 0 | 0 | 0 | sub | sub | sub | | | | sub | sub | sub | sub | sub | sub | sub | sub | sub | sub | sub | | |
| Dugger, Kyle | 14 | 7 | 0 | 2 | sub | sub | sub | sub | sub | X | X | sub | DB | DB | DB | DB | DB | DB | DB | DB | sub | DB | |
| Edelman, Julian | 6 | 1 | 0 | 0 | sub | sub | sub | sub | sub | WR | | | | | | | | | | | | | |
| Eluemunor, Jermaine | 12 | 8 | 1 | 0 | RT | RT | RT | dnp | RT | | | | | sub | sub | LT | LT | LT | sub | sub | RT | | |
| Ferentz, James | 7 | 2 | 5 | 0 | | | dnp | C | | | dnp | sub | sub | dnp | dnp | sub | dnp | sub | sub | C | | | |
| Folk, Nick | 16 | 0 | 0 | 0 | sub | sub | sub | sub | sub | sub | sub | sub | sub | sub | sub | sub | sub | sub | sub | sub | sub | | |
| Ford, Isaiah | 0 | 0 | 1 | 2 | | | | | | | | | | dnp | X | X | | | | | | | |
| Froholdt, Hjalte | 8 | 0 | 0 | 1 | sub | sub | sub | sub | sub | sub | sub | sub | X | | | | | | | | | | |
| Gilmore, Stephon | 11 | 11 | 0 | 3 | RCB | RCB | RCB | RCB | RCB | RCB | X | X | X | RCB | RCB | RCB | RCB | RCB | RCB | | | | |
| Guy, Lawrence | 14 | 14 | 0 | 2 | DL | DL | DL | DL | DL | DL | DL | X | DL | DL | DL | DL | DL | DL | X | DL | | | |
| Hall, Terez | 8 | 4 | 0 | 1 | | | | | | | | LB | LB | sub | sub | sub | sub | sub | sub | sub | sub | | |
| Harris, Damien | 10 | 10 | 0 | 2 | | | | RB | RB | RB | RB | RB | RB | RB | RB | RB | RB | RB | X | X | | | |
| Harry, N'Keal | 14 | 9 | 0 | 2 | WR | WR | WR | WR | WR | WR | X | X | sub | sub | WR | WR | WR | WR | WR | WR | | | |
| Herron, Justin | 12 | 6 | 0 | 0 | sub | sub | sub | RT | LT | sub | | | | | sub | sub | TE | LT | LT | LT | | | |
| Hoyer, Brian | 1 | 1 | 3 | 12 | dnp | dnp | dnp | QB | X | X | X | X | X | X | X | X | X | X | X | X | X | | |
| Izzo, Ryan | 12 | 12 | 0 | 0 | TE | TE | TE | TE | TE | TE | TE | TE | TE | TE | TE | TE | TE | TE | | | | | |
| Jackson, J.C. | 16 | 11 | 0 | 0 | sub | sub | sub | DB | sub | sub | RCB | RCB | RCB | LCB | LCB | LCB | LCB | LCB | RCB | RCB | | | |
| Jackson, Michael Sr. | 1 | 0 | 0 | 0 | | | | | | | | | | | | | | | | sub | | | |
| Jennings, Anfernee | 14 | 4 | 0 | 2 | sub | sub | X | sub | LB | LB | sub | sub | sub | sub | sub | LB | LB | sub | sub | X | | | |
| Johnson, Jakob | 16 | 11 | 0 | 0 | sub | FB | FB | FB | FB | FB | sub | sub | FB | FB | FB | sub | FB | FB | FB | sub | | | |
| Jones, Jonathan | 16 | 7 | 0 | 0 | DB | DB | DB | DB | DB | sub | DB | sub | sub | sub | sub | sub | sub | sub | sub | DB | sub | | |
| Keene, Dalton | 6 | 0 | 0 | 7 | X | X | X | X | X | sub | X | X | | | | | | sub | sub | sub | sub | | |
| Mack, Isaiah | 2 | 0 | 0 | 3 | | | | | | | | | | X | sub | sub | X | X | | | | | |
| Maluia, Cassh | 9 | 0 | 1 | 1 | X | sub | sub | sub | sub | sub | sub | dnp | sub | | | | | | | sub | sub | | |
| Martin, Marcus | 1 | 0 | 0 | 1 | | | | | | | | | | | | | | | | X | sub | | |
| Mason, Shaq | 13 | 13 | 0 | 2 | RG | RG | RG | X | | RG | RG | RG | RG | RG | RG | RG | RG | RG | RG | RG | X | | |
| McCorty, Devin | 16 | 16 | 0 | 0 | S | S | S | S | S | S | S | S | S | S | S | S | S | S | S | S | S | | |
| McCorty, Jason | 16 | 11 | 0 | 0 | LCB | LCB | LCB | LCB | LCB | LCB | LCB | LCB | LCB | sub | sub | sub | sub | sub | sub | LCB | LCB | | |
| Meyers, Jakobi | 14 | 9 | 1 | 1 | sub | sub | sub | X | dnp | sub | WR | WR | WR | WR | sub | WR | WR | WR | WR | WR | WR | | |
| Michel, Sony | 9 | 6 | 0 | 1 | RB | RB | RB | | | | | | | X | sub | sub | sub | sub | RB | RB | RB | | |
| Moncrief, Donte | 6 | 0 | 0 | 1 | | | | | | | | | | | sub | sub | sub | sub | X | sub | sub | | |
| Newton, Cam | 15 | 15 | 0 | 0 | QB | QB | QB | | QB | QB | QB | QB | QB | QB | QB | QB | QB | QB | QB | QB | QB | | |
| Olszewski, Gunner | 13 | 2 | 0 | 0 | | | | sub | sub | sub | WR | WR | sub | sub | sub | sub | sub | sub | sub | sub | sub | | |
| Onwenu, Mike | 16 | 16 | 0 | 0 | TE | TE | LG | RG | RG | RT | RT | RT | RT | RT | RT | RT | RT | RT | RT | RT | RG | | |
| Phillips, Adrian | 16 | 16 | 0 | 0 | S | S | S | S | S | S | S | S | S | S | S | S | S | S | S | S | S | | |
| Reynolds, Ross | 0 | 0 | 1 | 0 | | | | | | | | | | | | | | | | | dnp | | |
| Rivers, Derek | 8 | 0 | 0 | 0 | sub | sub | sub | sub | | sub | sub | sub | sub | | | | | | | | | | |
| Ross, D'Angelo | 0 | 0 | 0 | 1 | | | | | | | | | | | | | | | | | X | | |
| Simon, John | 16 | 16 | 0 | 0 | DL | DL | DL | DL | DL | DL | DL | DL | DL | DL | DL | DL | DL | DL | DL | DL | DL | | |
| Slater, Matthew | 16 | 0 | 0 | 0 | sub | sub | sub | sub | sub | sub | sub | sub | sub | sub | sub | sub | sub | sub | sub | sub | sub | | |
| Spence, Akeem | 6 | 0 | 0 | 0 | | | | | | | | | | | | sub | sub | sub | sub | sub | sub | | |
| Stidham, Jarrett | 5 | 0 | 8 | 3 | X | X | X | sub | dnp | sub | dnp | dnp | dnp | dnp | dnp | dnp | dnp | dnp | dnp | dnp | dnp | | |
| Taylor, J.J. | 6 | 0 | 2 | 8 | sub | sub | sub | dnp | X | X | dnp | | | X | X | X | X | X | sub | sub | sub | | |
| Thomas, Jordan | 2 | 0 | 0 | 4 | | | | | | | | | | X | sub | sub | X | X | X | | | | |
| Thuney, Joe | 16 | 16 | 0 | 0 | LG | LG | C | LG | C | LG | LG | LG | LG | LG | LG | LG | LG | LG | LG | LG | LG | | |
| Thurman, Nick | 7 | 1 | 0 | 0 | | sub | sub | | sub | sub | sub | DT | | | | | | | | | | | |
| Uche, Josh | 9 | 1 | 0 | 2 | X | X | | | | | sub | sub | sub | sub | sub | sub | sub | sub | sub | sub | sub | | |
| Virgin, Dee | 0 | 0 | 0 | 1 | | | | | | | | | | | | | | | | | X | | |
| White, James | 14 | 0 | 0 | 2 | sub | X | X | sub | sub | sub | sub | sub | sub | sub | sub | sub | sub | sub | sub | sub | sub | | |
| Wilkerson, Kristian | 1 | 0 | 0 | 0 | | | | | | | | | | | | | | | | | | | |
| Williams, Joejuan | 15 | 0 | 0 | 1 | sub | sub | sub | sub | sub | sub | sub | sub | sub | sub | sub | sub | sub | sub | X | sub | sub | | |
| Williams, Xavier | 1 | 0 | 0 | 0 | | | | | | | | | | | | | | | | | | | |
| Winovich, Chase | 16 | 9 | 0 | 0 | DL | DL | DL | DL | sub | sub | sub | sub | sub | sub | sub | sub | sub | sub | sub | sub | sub | | |
| Wise Jr., Deatrich | 16 | 7 | 0 | 0 | sub | sub | sub | sub | sub | DL | DL | DL | sub | DL | DL | DL | DL | sub | sub | sub | sub | | |
| Wynn, Isaiah | 10 | 10 | 0 | 0 | LT | LT | LT | LT | LG | LT | LT | LT | LT | LT | | | | | | | | | |
| Zuber, Isaiah | 4 | 0 | 0 | 0 | | | | sub | sub | sub | | sub | | | | | | | | | | | |
| Totals | 741 | 352 | 27 | 93 | | | | | | | | | | | | | | | | | | | |

X - inactive / CAPS - starters / sub - played / dnp - did not play / PS - Practice Squad

KEY:

Not on active roster



NEW ENGLAND PATRIOTS 2020 STATS PACK

GAME-BY-GAME STARTERS

| 2020 OFFENSIVE STARTERS BY GAME | | | | | | | | | | | | |
|---------------------------------|---------------|---|--------------|-----------|-------------|----------------|-----------------|------------------|-----------------|------------|-------------|-------------------|
| Date | Opponent | WR | LT | LG | C | RG | RT | TE | WR | QB | RB | TE |
| 09/13 | Miami | N. Harry | I. Wynn | J. Thuney | D. Andrews | S. Mason | J. Eluemunor | R. Izzo | D. Byrd | C. Newton | S. Michel | M. Onwenu |
| 09/20 at | Seattle | N. Harry | I. Wynn | J. Thuney | D. Andrews | S. Mason | J. Eluemunor | R. Izzo | J. Johnson (FB) | C. Newton | S. Michel | M. Onwenu |
| 09/27 | Las Vegas | N. Harry | I. Wynn | M. Onwenu | J. Thuney | S. Mason | J. Eluemunor | R. Izzo | D. Byrd | C. Newton | S. Michel | J. Johnson (FB) |
| 10/05 at | Kansas City | N. Harry | I. Wynn | J. Thuney | J. Ferentz | M. Onwenu | J. Herron | R. Izzo | D. Byrd | B. Hoyer | D. Harris | J. Johnson (FB) |
| 10/18 | Denver | N. Harry | J. Herron | I. Wynn | J. Thuney | M. Onwenu | J. Eluemunor | R. Izzo | D. Byrd | C. Newton | D. Harris | J. Johnson (FB) |
| 10/25 | San Francisco | N. Harry | I. Wynn | J. Thuney | D. Andrews | S. Mason | M. Onwenu | R. Izzo | J. Edelman | C. Newton | D. Harris | J. Johnson (FB) |
| 11/01 at | Buffalo | J. Meyers | I. Wynn | J. Thuney | D. Andrews | S. Mason | M. Onwenu | R. Izzo | D. Byrd | C. Newton | D. Harris | G. Olszewski (WR) |
| 11/09 at | N.Y. Jets | J. Meyers | I. Wynn | J. Thuney | D. Andrews | S. Mason | M. Onwenu | R. Izzo | D. Byrd | C. Newton | D. Harris | G. Olszewski (WR) |
| 11/15 | Baltimore | J. Meyers | I. Wynn | J. Thuney | D. Andrews | S. Mason | M. Onwenu | R. Izzo | D. Byrd | C. Newton | D. Harris | J. Johnson (FB) |
| 11/22 at | Houston | J. Meyers | I. Wynn | J. Thuney | D. Andrews | S. Mason | M. Onwenu | R. Izzo | D. Byrd | C. Newton | D. Harris | J. Johnson (FB) |
| 11/29 | Arizona | N. Harry | J. Eluemunor | J. Thuney | D. Andrews | S. Mason | M. Onwenu | R. Izzo | D. Byrd | C. Newton | D. Harris | J. Johnson (FB) |
| 12/06 at | L.A. Chargers | N. Harry | J. Eluemunor | J. Thuney | D. Andrews | S. Mason | M. Onwenu | R. Izzo | D. Byrd | C. Newton | D. Harris | J. Meyers (WR) |
| 12/10 at | L.A. Rams | J. Meyers | J. Eluemunor | J. Thuney | D. Andrews | S. Mason | M. Onwenu | J. Herron | D. Byrd | C. Newton | D. Harris | J. Johnson (FB) |
| 12/20 at | Miami | J. Meyers | J. Herron | J. Thuney | D. Andrews | S. Mason | M. Onwenu | D. Asiati | D. Byrd | C. Newton | S. Michel | J. Johnson (FB) |
| 12/28 | Buffalo | J. Meyers | J. Herron | J. Thuney | D. Andrews | S. Mason | M. Onwenu | D. Asiati | D. Byrd | C. Newton | S. Michel | J. Johnson (FB) |
| 01/03 | N.Y. Jets | J. Meyers | J. Herron | J. Thuney | J. Ferentz | M. Onwenu | J. Eluemunor | D. Asiati | D. Byrd | C. Newton | S. Michel | N. Harry (WR) |
| 2020 DEFENSIVE STARTERS BY GAME | | | | | | | | | | | | |
| Date | Opponent | DL | DL | DL | DL | LB | LB | DB | LCB | RCB | S | S |
| 09/13 | Miami | J. Simon | L. Guy | B. Cowart | C. Winovich | J. Bentley | B. Copeland | J. Jones | J. McCourty | S. Gilmore | D. McCourty | A. Phillips |
| 09/20 at | Seattle | J. Simon | L. Guy | B. Cowart | C. Winovich | J. Bentley | B. Copeland | J. Jones | J. McCourty | S. Gilmore | D. McCourty | A. Phillips |
| 09/27 | Las Vegas | J. Simon | L. Guy | B. Cowart | C. Winovich | J. Bentley | B. Copeland | J. Jones | J. McCourty | S. Gilmore | D. McCourty | A. Phillips |
| 10/05 at | Kansas City | J. Simon | L. Guy | B. Cowart | C. Winovich | J. Bentley | J. Jackson (DB) | J. Jones | J. McCourty | S. Gilmore | D. McCourty | A. Phillips |
| 10/18 | Denver | J. Simon | L. Guy | A. Butler | C. Winovich | J. Bentley | A. Jennings | J. Jones | J. McCourty | S. Gilmore | D. McCourty | A. Phillips |
| 10/25 | San Francisco | J. Simon | L. Guy | B. Cowart | D. Wise | J. Bentley | B. Copeland | A. Jennings (LB) | J. McCourty | S. Gilmore | D. McCourty | A. Phillips |
| 11/01 at | Buffalo | J. Simon | L. Guy | B. Cowart | D. Wise | J. Bentley | T. Brooks (DB) | J. Jones | J. McCourty | J. Jackson | D. McCourty | A. Phillips |
| 11/09 at | N.Y. Jets | J. Simon | N. Thurman | B. Cowart | D. Wise | T. Bower | T. Hall | T. Brooks | J. McCourty | J. Jackson | D. McCourty | A. Phillips |
| 11/15 | Baltimore | J. Simon | L. Guy | B. Cowart | Ca. Davis | C. Winovich | T. Hall | K. Dugger | J. McCourty | J. Jackson | D. McCourty | A. Phillips |
| 11/22 at | Houston | J. Simon | L. Guy | B. Cowart | D. Wise | C. Winovich | J. Bentley | K. Dugger | J. Jackson | S. Gilmore | D. McCourty | A. Phillips |
| 11/29 | Arizona | J. Simon | L. Guy | A. Butler | D. Wise | C. Winovich | J. Bentley | K. Dugger | J. Jackson | S. Gilmore | D. McCourty | A. Phillips |
| 12/06 at | L.A. Chargers | J. Simon | L. Guy | B. Cowart | D. Wise | J. Bentley | A. Jennings | K. Dugger | J. Jackson | S. Gilmore | D. McCourty | A. Phillips |
| 12/10 at | L.A. Rams | J. Simon | L. Guy | B. Cowart | D. Wise | J. Bentley | A. Jennings | K. Dugger | J. Jackson | S. Gilmore | D. McCourty | A. Phillips |
| 12/20 at | Miami | J. Simon | L. Guy | B. Cowart | T. Bower | J. Bentley | T. Hall | K. Dugger | J. Jackson | S. Gilmore | D. McCourty | A. Phillips |
| 12/28 | Buffalo | J. Simon | A. Butler | B. Cowart | T. Bower | J. Uche | T. Hall | J. Jones | J. McCourty | J. Jackson | D. McCourty | A. Phillips |
| 01/03 | N.Y. Jets | J. Simon | L. Guy | B. Cowart | C. Winovich | A. Butler (DL) | J. Bentley | K. Dugger | J. McCourty | J. Jackson | D. McCourty | A. Phillips |
| 2020 GAME-BY-GAME INACTIVES | | | | | | | | | | | | |
| Date | Opponent | | | | | | | | | | | |
| 09/13 | Miami | QB 4 J. Stidham, TE 44 D. Keene, LB 46 C. Maluia, LB 53 J. Uche, OL 74 K. Cunningham | | | | | | | | | | |
| 09/20 at | Seattle | QB 4 J. Stidham, RB 28 J. White, DB 41 M. Bryant, TE 44 D. Keene, LB 53 J. Uche, OL 74 K. Cunningham | | | | | | | | | | |
| 09/27 | Las Vegas | QB 4 J. Stidham, RB 28 J. White, DB 41 M. Bryant, TE 44 D. Keene, LB 58 A. Jennings, OL 74 K. Cunningham | | | | | | | | | | |
| 10/05 at | Kansas City | WR 16 J. Meyers, DB 41 M. Bryant, TE 44 D. Keene, OL 69 S. Mason | | | | | | | | | | |
| 10/18 | Denver | QB 2 B. Hoyer, DB 41 M. Bryant, RB J. Taylor, TE D. Keene, DL C. Davis | | | | | | | | | | |
| 10/25 | San Francisco | QB 2 B. Hoyer, DB 35 K. Dugger, DB 41 M. Bryant, RB J. Taylor, 86 TE D. Asiati, 96 DL C. Davis | | | | | | | | | | |
| 11/01 at | Buffalo | QB 2 B. Hoyer, WR 15 N. Harry, CB 24 S. Gilmore, DB 35 K. Dugger, TE 44 D. Keene, TE 86 D. Asiati, DL 98 C. Davis | | | | | | | | | | |
| 11/09 at | N.Y. Jets | QB 2 B. Hoyer, WR 15 N. Harry, CB 24 S. Gilmore, RB 42 J. Taylor, TE 44 D. Keene, 51 LB J. Bentley, DL 93 L. Guy | | | | | | | | | | |
| 11/15 | Baltimore | QB 2 B. Hoyer, CB 24 S. Gilmore, RB 42 J. Taylor, LB 51 J. Bentley, OL 64 H. Froholdt, TE 83 J. Thomas, DT 94 I. Mack | | | | | | | | | | |
| 11/22 at | Houston | QB 2 B. Hoyer, RB 26 S. Michel, 41 DB M. Bryant, 42 RB J. Taylor, 70 DL A. Butler, 84 WR I. Ford | | | | | | | | | | |
| 11/29 | Arizona | QB 2 B. Hoyer, RB 42 J. Taylor, WR 84 I. Ford, DL 96 T. Bower, DL 99 B. Cowart | | | | | | | | | | |
| 12/06 at | L.A. Chargers | QB 2 B. Hoyer, DB 25 T. Brooks, RB 42 J. Taylor, TE 83 J. Thomas, DL 94 I. Mack, DL 96 T. Bower | | | | | | | | | | |
| 12/10 at | L.A. Rams | QB 2 B. Hoyer, DB 25 T. Brooks, RB 42 J. Taylor, TE 83 J. Thomas, DL 94 I. Mack | | | | | | | | | | |
| 12/20 at | Miami | QB 2 B. Hoyer, WR 14 D. Moncrief, CB 33 J. Williams, RB 37 D. Harris, TE 83 J. Thomas | | | | | | | | | | |
| 12/28 | Buffalo | QB 2 B. Hoyer, RB 37 D. Harris, LB 51 J. Bentley, C 68 M. Martin, LB 90 S. Calhoun, DL 93 L. Guy | | | | | | | | | | |
| 01/03 | N.Y. Jets | QB 2 B. Hoyer, DB 38 D. Virgin, DB 39 D. Ross, LB 58 A. Jennings, LB 59 T. Hall, C 60 D. Andrews, OL 69 S. Mason | | | | | | | | | | |



2020 NEW ENGLAND PATRIOTS ROSTER

AS OF JANUARY 4, 2021

ALPHABETICAL ROSTER

| # | NAME | POS | HT | WT | BORN | YR | COLLEGE | H.S. HOMETOWN |
|----|----------------------|-------|------|-----|------------|----|----------------------|-------------------------|
| 60 | Andrews, David | C | 6-3 | 300 | 7/10/1992 | 6 | Georgia | Johns Creek, Ga. |
| 86 | Asiasi, Devin | TE | 6-3 | 257 | 8/14/1997 | R | UCLA | Shoreview, Calif. |
| 7 | Bailey, Jake | P | 6-2 | 205 | 6/18/1997 | 2 | Stanford | Solana Beach, Calif. |
| 51 | Bentley, Ja'Whaun | LB | 6-2 | 255 | 8/24/1996 | 3 | Purdue | Glenarden, Md. |
| 43 | Berry, Rashod | TE/DE | 6-4 | 255 | 10/14/1996 | R | Ohio State | Lorain, Ohio |
| 29 | Bethel, Justin | DB | 6-0 | 200 | 6/17/1990 | 9 | Presbyterian | Blythewood, S.C. |
| 25 | Brooks, Terrence | DB | 5-11 | 205 | 3/2/1992 | 7 | Florida State | Dunnellon, Fla. |
| 41 | Bryant, Myles | DB | 5-9 | 185 | 1/2/1998 | R | Washington | Pasadena, Calif. |
| 70 | Butler, Adam | DL | 6-5 | 300 | 4/12/1994 | 4 | Vanderbilt | Duncanville, Texas |
| 10 | Byrd, Damiere | WR | 5-9 | 180 | 1/27/1993 | 5 | South Carolina | Sicklerville, N.J. |
| 90 | Calhoun, Shilique | LB | 6-4 | 260 | 3/20/1992 | 5 | Michigan State | Middletown, N.J. |
| 49 | Cardona, Joe | LS | 6-3 | 245 | 4/16/1992 | 6 | Navy | El Cajon, Calif. |
| 99 | Cowart, Byron | DL | 6-3 | 300 | 5/20/1996 | 2 | Maryland | Tampa, Fla. |
| 74 | Cunningham, Korey | OL | 6-6 | 311 | 5/17/1995 | 3 | Cincinnati | Montevallo, Ala. |
| 22 | Davis, Cody | DB | 6-2 | 203 | 6/6/1989 | 8 | Texas Tech | Stephenville, Texas |
| 35 | Dugger, Kyle | DB | 6-2 | 220 | 3/22/1996 | R | Lenoir-Rhyne | Decatur, Ga. |
| 72 | Eluemunor, Jermaine | OL | 6-4 | 335 | 12/13/1994 | 4 | Texas A&M | Rockaway, N.J. |
| 66 | Ferentz, James | OL | 6-2 | 300 | 6/5/1989 | 5 | Iowa | Iowa City, Iowa |
| 6 | Folk, Nick | K | 6-1 | 222 | 11/5/1984 | 13 | Arizona | Sherman Oaks, Calif. |
| 93 | Guy, Lawrence | DL | 6-4 | 315 | 3/17/1990 | 10 | Arizona State | Las Vegas, Nev. |
| 59 | Hall, Terez | LB | 6-2 | 235 | 11/18/1996 | 1 | Missouri | Lithonia, Ga. |
| 15 | Harry, N'Keal | WR | 6-4 | 225 | 12/17/1997 | 2 | Arizona State | Chandler, Ariz. |
| 75 | Herron, Justin | OL | 6-5 | 305 | 11/27/1995 | R | Wake Forest | Silver Spring, Md. |
| 2 | Hoyer, Brian | QB | 6-2 | 216 | 10/13/1995 | 12 | Michigan State | North Olmsted, Ohio |
| 45 | Jackson Sr., Michael | CB | 6-1 | 210 | 1/10/1997 | 2 | Miami (Fla.) | Birmingham, Ala. |
| 27 | Jackson, J.C. | DB | 6-1 | 198 | 11/17/1995 | 3 | Maryland | Immokalee, Fla. |
| 58 | Jennings, Anfernee | LB | 6-3 | 259 | 9/1/1997 | R | Alabama | Dadeville, Ala. |
| 47 | Johnson, Jakob | FB | 6-3 | 255 | 12/15/1994 | 2 | Tennessee | Stuttgart, Germany |
| 31 | Jones, Jonathan | DB | 5-10 | 190 | 9/20/1993 | 5 | Auburn | Carrollton, Ga. |
| 44 | Keene, Dalton | TE | 6-4 | 251 | 4/14/1999 | R | Virginia Tech | Littleton, Colo. |
| 46 | Maluia, Cassh | LB | 6-0 | 248 | 10/3/1998 | R | Wyoming | Compton, Calif. |
| 68 | Martin, Marcus | OL | 6-3 | 321 | 11/29/1993 | 6 | Southern California | Los Angeles, Calif. |
| 69 | Mason, Shaq | OL | 6-1 | 310 | 8/28/1993 | 6 | Georgia Tech | Columbia, Tenn. |
| 32 | McCourt, Devin | DB | 5-10 | 195 | 8/13/1987 | 11 | Rutgers | Nyack, N.Y. |
| 30 | McCourt, Jason | CB | 5-11 | 195 | 8/13/1987 | 12 | Rutgers | Nyack, N.Y. |
| 16 | Meyers, Jakobi | WR | 6-2 | 200 | 11/9/1996 | 2 | North Carolina State | Lithonia, Ga. |
| 26 | Michel, Sony | RB | 5-11 | 215 | 2/17/1995 | 3 | Georgia | Plantation, Fla. |
| 14 | Moncrief, Dontle | WR | 6-2 | 216 | 8/6/1993 | 7 | Mississippi State | Raleigh, Miss. |
| 1 | Newton, Cam | QB | 6-5 | 245 | 5/11/1989 | 10 | Auburn | College Park, Ga. |
| 80 | Olszewski, Gunner | WR | 6-0 | 190 | 11/26/1996 | 2 | Bemidji State | Alvin, Texas |
| 71 | Onwenu, Mike | OL | 6-3 | 350 | 12/10/1997 | R | Michigan | Detroit, Mich. |
| 21 | Phillips, Adrian | DB | 5-11 | 210 | 3/28/1992 | 7 | Texas | Garland, Texas |
| 55 | Simon, John | DE | 6-2 | 260 | 10/14/1990 | 8 | Ohio State | Youngstown, Ohio |
| 18 | Slater, Matthew | WR | 6-0 | 205 | 9/9/1985 | 13 | UCLA | Anaheim, Calif. |
| 52 | Spence, Akeem | DL | 6-1 | 303 | 11/29/1991 | 8 | Illinois | Fort Walton Beach, Fla. |
| 4 | Stidham, Jarrett | QB | 6-3 | 215 | 8/8/1996 | 2 | Auburn | Stephenville, Texas |
| 42 | Taylor, J.J. | RB | 5-6 | 185 | 1/4/1998 | R | Arizona | Corona, Calif. |
| 62 | Thuney, Joe | OL | 6-5 | 308 | 11/18/1992 | 5 | North Carolina State | Centerville, Ohio |
| 38 | Virgin, Dee | DB | 5-9 | 195 | 10/29/1993 | 3 | West Alabama | Donalsonville, Ga. |
| 28 | White, James | RB | 5-10 | 205 | 2/3/1992 | 7 | Wisconsin | FT. Lauderdale, Fla. |
| 33 | Williams, Joejuan | CB | 6-3 | 212 | 12/6/1997 | 2 | Vanderbilt | Nashville, Tenn. |
| 50 | Winovich, Chase | DL | 6-3 | 250 | 4/19/1995 | 2 | Michigan | Jefferson Hills, Pa. |
| 91 | Wise Jr., Deatrich | DL | 6-5 | 275 | 7/26/1994 | 4 | Arkansas | Carrollton, Texas |

NUMERICAL ROSTER

| # | NAME | POS |
|----|---------------------|-------|
| 1 | Cam Newton | QB |
| 2 | Brian Hoyer | QB |
| 4 | Jarrett Stidham | QB |
| 6 | Nick Folk | K |
| 7 | Jake Bailey | P |
| 10 | Damiere Byrd | WR |
| 14 | Dontle Moncrief | WR |
| 15 | N'Keal Harry | WR |
| 16 | Jakobi Meyers | WR |
| 18 | Matthew Slater | WR |
| 21 | Adrian Phillips | DB |
| 22 | Cody Davis | DB |
| 25 | Terrence Brooks | DB |
| 26 | Sony Michel | RB |
| 27 | J.C. Jackson | DB |
| 28 | James White | RB |
| 29 | Justin Bethel | DB |
| 30 | Jason McCourt | CB |
| 31 | Jonathan Jones | DB |
| 32 | Devin McCourt | DB |
| 33 | Joejuan Williams | CB |
| 35 | Kyle Dugger | DB |
| 38 | Dee Virgin | DB |
| 41 | Myles Bryant | DB |
| 42 | J.J. Taylor | RB |
| 43 | Rashod Berry | TE/DE |
| 44 | Dalton Keene | TE |
| 45 | Michael Jackson Sr. | CB |
| 46 | Cassh Maluia | LB |
| 47 | Jakob Johnson | FB |
| 49 | Joe Cardona | LS |
| 50 | Chase Winovich | DL |
| 51 | Ja'Whaun Bentley | LB |
| 52 | Akeem Spence | DL |
| 55 | John Simon | DE |
| 58 | Anfernee Jennings | LB |
| 59 | Terez Hall | LB |
| 60 | David Andrews | C |
| 62 | Joe Thuney | OL |
| 66 | James Ferentz | OL |
| 68 | Marcus Martin | OL |
| 69 | Shaq Mason | OL |
| 70 | Adam Butler | DL |
| 71 | Mike Onwenu | OL |
| 72 | Jermaine Eluemunor | OL |
| 74 | Korey Cunningham | OL |
| 75 | Justin Herron | OL |
| 80 | Gunner Olszewski | WR |
| 86 | Devin Asiasi | TE |
| 90 | Shilique Calhoun | LB |
| 91 | Deatrich Wise Jr. | DL |
| 93 | Lawrence Guy | DL |
| 99 | Byron Cowart | DL |

PRACTICE SQUAD

| # | NAME | POS | HT | WT | BORN | YR | COLLEGE | H.S. HOMETOWN |
|----|---------------------|-----|-----|-----|------------|----|-----------------------|--------------------|
| 9 | Aguayo, Roberto | K | 6-1 | 204 | 5/17/1994 | 2 | Florida State | Groveland, Fla. |
| 8 | Dolegala, Jake | QB | 6-7 | 242 | 10/7/1996 | 2 | Cent. Connecticut St. | Hamburg, N.Y. |
| 94 | Mack, Isaiah | DL | 6-1 | 299 | 3/19/1996 | 2 | Chattanooga | Tunnell Hill, Ga. |
| 97 | Murray, Bill | DL | 6-4 | 265 | 7/3/1997 | R | William & Mary | Morristown, N.J. |
| 48 | Pinckney, Michael | LB | 6-1 | 220 | 5/28/1998 | R | Miami (Fla.) | Jacksonville, Fla. |
| 64 | Reynolds, Ross | OL | 6-4 | 300 | 9/14/1995 | 1 | Iowa | Waukee, Iowa |
| 5 | Rohrwasser, Justin | K | 6-3 | 230 | 12/7/1996 | R | Marshall | Clifton Park, N.Y. |
| 39 | Ross, D'Angelo | DB | 5-9 | 190 | 10/29/1996 | 2 | New Mexico | La Puente, Calif. |
| 13 | Smith, Devin | WR | 6-1 | 200 | 3/3/1992 | 5 | Ohio State | Massillon, Ohio |
| 67 | Steckler, Jordan | OL | 6-5 | 305 | 7/16/1996 | R | Northern Illinois | Two Rivers, Wis. |
| 92 | Thurman, Nick | DL | 6-4 | 305 | 6/12/1995 | 1 | Houston | Dallas, Texas |
| 17 | Wilkerson, Kristian | WR | 6-1 | 201 | 1/10/1997 | R | SE Missouri State | Memphis, Tenn. |
| 19 | Zuber, Isaiah | WR | 6-0 | 190 | 4/15/1997 | R | Mississippi State | Decatur, Ga. |

PRACTICE SQUAD

| # | NAME | POS |
|----|--------------------|-----|
| 5 | Justin Rohrwasser | K |
| 8 | Jake Dolegala | QB |
| 9 | Roberto Aguayo | K |
| 13 | Devin Smith | WR |
| 17 | Kristian Wilkerson | WR |
| 19 | Isaiah Zuber | WR |
| 39 | D'Angelo Ross | DB |
| 48 | Michael Pinckney | LB |
| 64 | Ross Reynolds | OL |
| 67 | Jordan Steckler | OL |
| 92 | Nick Thurman | DL |
| 94 | Isaiah Mack | DL |
| 97 | Bill Murray | DL |

RESERVE/INJURED

| # | NAME | POS | HT | WT | BORN | YR | COLLEGE | H.S. HOMETOWN |
|----|-------------------|-----|------|-----|------------|----|-----------------|-------------------------|
| 94 | Allen, Beau | DL | 6-3 | 327 | 11/14/1991 | 6 | Wisconsin | Minnetonka, Minn. |
| 96 | Bower, Tashawn | DL | 6-5 | 250 | 2/18/1995 | 3 | Louisiana State | Kenilworth, N.J. |
| 34 | Burkhead, Rex | RB | 5-10 | 215 | 7/2/1990 | 8 | Nebraska | Plano, Texas |
| 77 | Cajuste, Yodny | OL | 6-5 | 310 | 2/21/1996 | 2 | West Virginia | Miami, Fla. |
| 52 | Copeland, Brandon | LB | 6-3 | 255 | 7/2/1991 | 5 | Pennsylvania | Sykesville, Md. |
| 98 | Davis, Carl | DL | 6-5 | 320 | 3/2/1992 | 6 | Iowa | Sterling Heights, Mich. |
| 11 | Edelman, Julian | WR | 5-10 | 198 | 5/22/1986 | 12 | Kent State | Redwood City, Calif. |
| 24 | Gilmore, Stephon | CB | 6-1 | 202 | 9/19/1990 | 9 | South Carolina | Rock Hill, S.C. |
| 37 | Harris, Damien | RB | 5-11 | 213 | 2/11/1997 | 2 | Alabama | Richmond, Ky. |
| 85 | Izzo, Ryan | TE | 6-5 | 255 | 12/21/1995 | 3 | Florida State | Sparta, N.J. |
| 53 | Uche, Josh | LB | 6-3 | 245 | 9/18/1998 | R | Michigan | Miami, Fla. |
| 76 | Wynn, Isaiah | OL | 6-2 | 310 | 12/9/1995 | 3 | Georgia | St. Petersburg, Fla. |

RESERVE/INJURED

| # | NAME | POS |
|----|------------------|-----|
| 11 | Julian Edelman | WR |
| 24 | Stephon Gilmore | CB |
| 34 | Rex Burkhead | RB |
| 37 | Damien Harris | RB |
| 52 | Brandon Copeland | LB |
| 53 | Josh Uche | LB |
| 76 | Isaiah Wynn | OL |
| 77 | Yodny Cajuste | OL |
| 85 | Ryan Izzo | TE |
| 94 | Beau Allen | DL |
| 96 | Tashawn Bower | DL |
| 98 | Carl Davis | DL |

RESERVE/PUP LIST

| # | NAME | POS | HT | WT | BORN | YR | COLLEGE | H.S. HOMETOWN |
|----|---------------|-----|-----|-----|----------|----|---------|-----------------|
| 36 | King, Brandon | LB | 6-2 | 220 | 6/8/1993 | 6 | Auburn | Alabaster, Ala. |

RESERVE/PUP LIST

| # | NAME | POS |
|----|--------------|-----|
| 36 | Brandon King | LB |

PRACTICE SQUAD RESERVE/INJURED

| # | NAME | POS | HT | WT | BORN | YR | COLLEGE | H.S. HOMETOWN |
|----|-----------------|-----|-----|-----|-----------|----|----------------|------------------|
| 65 | Benenoch, Caleb | OL | 6-5 | 310 | 8/8/1994 | 5 | UCLA | Katy, Texas |
| 82 | Burt, Jake | TE | 6-3 | 260 | 8/25/1996 | R | Boston College | Lynnfield, Mass. |

PRACTICE SQUAD RESERVE/INJURED

| # | NAME | POS |
|----|----------------|-----|
| 65 | Caleb Benenoch | OL |
| 82 | Jake Burt | TE |

HEAD COACH: BILL BELICHICK

ASSISTANTS: Cam Achord, Special Teams Coordinator; Brian Belichick, Safeties; Steve Belichick, Outside Linebackers; Carmen Bricillo, Offensive Line; Troy Brown, Running Backs, Kick Returners; Moses Cabrera, Head Strength and Conditioning; Nick Caley, Tight Ends, Fullbacks; DeMarcus Covington, Defensive Line; Ivan Fears, Running Backs; Joe Houston, Special Teams Assistant; Mick Lombardi, Wide Receivers; Deron Mayo, Strength and Conditioning Assistant; Jerod Mayo, Inside Linebackers; Josh McDaniels, Offensive Coordinator; Mike Pellegrino, Cornerbacks; Cole Popovich, Offensive Line.



2020 NUMERICAL ROSTER

January 4, 2021

| # | NAME | POS | HT | WT | AGE | YR | COLLEGE | HOW ACQ. |
|----|---------------------|-------|------|-----|-----|----|----------------------|--------------|
| 1 | Cam Newton | QB | 6-5 | 245 | 31 | 10 | Auburn | FA-20 |
| 2 | Brian Hoyer | QB | 6-2 | 216 | 35 | 12 | Michigan State | FA-20 |
| 4 | Jarrett Stidham | QB | 6-3 | 215 | 24 | 2 | Auburn | D4b-19 |
| 6 | Nick Folk | K | 6-1 | 222 | 36 | 13 | Arizona | FA-20 |
| 7 | Jake Bailey | P | 6-2 | 205 | 23 | 2 | Stanford | D5b-19 |
| 10 | Damiere Byrd | WR | 5-9 | 180 | 27 | 5 | South Carolina | UFA (ARI)-20 |
| 14 | Donte Moncrief | WR | 6-2 | 216 | 27 | 7 | Mississippi | FA-20 |
| 15 | N'Keal Harry | WR | 6-4 | 225 | 23 | 2 | Arizona State | D1-19 |
| 16 | Jakobi Meyers | WR | 6-2 | 200 | 24 | 2 | North Carolina State | FA-19 |
| 18 | Matthew Slater | WR | 6-0 | 205 | 35 | 13 | UCLA | D5-08 |
| 21 | Adrian Phillips | DB | 5-11 | 210 | 28 | 7 | Texas | UFA (LAC)-20 |
| 22 | Cody Davis | DB | 6-2 | 203 | 31 | 8 | Texas Tech | UFA (JAX)-20 |
| 25 | Terrence Brooks | DB | 5-11 | 205 | 28 | 7 | Florida State | UFA (NYJ)-19 |
| 26 | Sony Michel | RB | 5-11 | 215 | 25 | 3 | Georgia | D1b-18 |
| 27 | J.C. Jackson | DB | 6-1 | 198 | 25 | 3 | Maryland | FA-18 |
| 28 | James White | RB | 5-10 | 205 | 28 | 7 | Wisconsin | D4b-14 |
| 29 | Justin Bethel | DB | 6-0 | 200 | 30 | 9 | Presbyterian | FA-19 |
| 30 | Jason McCourty | CB | 5-11 | 195 | 33 | 12 | Rutgers | TR (CLE)-18 |
| 31 | Jonathan Jones | DB | 5-10 | 190 | 27 | 5 | Auburn | FA-16 |
| 32 | Devin McCourty | DB | 5-10 | 195 | 33 | 11 | Rutgers | D1-10 |
| 33 | Joejuan Williams | CB | 6-3 | 212 | 23 | 2 | Vanderbilt | D2-19 |
| 35 | Kyle Dugger | DB | 6-2 | 220 | 24 | R | Lenoir-Rhyne | D2a-20 |
| 38 | Dee Virgin | DB | 5-9 | 195 | 27 | 3 | West Alabama | FA-20 |
| 41 | Myles Bryant | DB | 5-9 | 185 | 23 | R | Washington | FA-20 |
| 42 | J.J. Taylor | RB | 5-6 | 185 | 23 | R | Arizona | FA-20 |
| 43 | Rashod Berry | TE/DE | 6-4 | 255 | 24 | R | Ohio State | FA-20 |
| 44 | Dalton Keene | TE | 6-4 | 251 | 21 | R | Virginia Tech | D3c-20 |
| 45 | Michael Jackson Sr. | CB | 6-1 | 210 | 23 | 2 | Miami (Fla.) | FA-20 |
| 46 | Cash Maluia | LB | 6-0 | 248 | 22 | R | Wyoming | D6c-20 |
| 47 | Jakob Johnson | FB | 6-3 | 255 | 26 | 2 | Tennessee | FA-19 |
| 49 | Joe Cardona | LS | 6-3 | 245 | 28 | 6 | Navy | D5-15 |
| 50 | Chase Winovich | DL | 6-3 | 250 | 25 | 2 | Michigan | D3a-19 |
| 51 | Ja'Whaun Bentley | LB | 6-2 | 255 | 24 | 3 | Purdue | D5-18 |
| 52 | Akeem Spence | DL | 6-1 | 303 | 29 | 8 | Illinois | FA-20 |
| 55 | John Simon | DE | 6-2 | 260 | 30 | 8 | Ohio State | FA-18 |
| 58 | Anfernee Jennings | LB | 6-3 | 259 | 23 | R | Alabama | D3a-20 |
| 59 | Terez Hall | LB | 6-2 | 235 | 24 | 1 | Missouri | FA-19 |
| 60 | David Andrews | C | 6-3 | 300 | 28 | 6 | Georgia | FA-15 |
| 62 | Joe Thuney | OL | 6-5 | 308 | 28 | 5 | North Carolina State | D3a-16 |
| 66 | James Ferentz | OL | 6-2 | 300 | 31 | 5 | Iowa | FA-20 |
| 68 | Marcus Martin | OL | 6-3 | 321 | 27 | 6 | Southern California | FA-20 |
| 69 | Shaq Mason | OL | 6-1 | 310 | 27 | 6 | Georgia Tech | D4c-15 |
| 70 | Adam Butler | DL | 6-5 | 300 | 26 | 4 | Vanderbilt | FA-17 |
| 71 | Mike Onwenu | OL | 6-3 | 350 | 23 | R | Michigan | D6a-20 |
| 72 | Jermaine Elumunor | OL | 6-4 | 335 | 26 | 4 | Texas A&M | TR (BAL)-19 |
| 74 | Korey Cunningham | OL | 6-6 | 311 | 25 | 3 | Cincinnati | TR (ARI)-19 |
| 75 | Justin Herron | OL | 6-5 | 305 | 25 | R | Wake Forest | D6b-20 |
| 80 | Gunner Olszewski | WR | 6-0 | 190 | 24 | 2 | Bemidji State | FA-19 |
| 86 | Devin Asiasi | TE | 6-3 | 257 | 23 | R | UCLA | D3b-20 |
| 90 | Shilique Calhoun | LB | 6-4 | 260 | 28 | 5 | Michigan State | FA-19 |
| 91 | Deatrich Wise Jr. | DL | 6-5 | 275 | 26 | 4 | Arkansas | D4-17 |
| 93 | Lawrence Guy | DL | 6-4 | 315 | 30 | 10 | Arizona State | UFA (BAL)-17 |
| 99 | Byron Cowart | DL | 6-3 | 300 | 24 | 2 | Maryland | D5a-19 |

PRACTICE SQUAD

| # | NAME | POS | HT | WT | AGE | YR | COLLEGE | HOW ACQ. |
|----|--------------------|-----|-----|-----|-----|----|-----------------------|----------|
| 5 | Justin Rohrwasser | K | 6-3 | 230 | 24 | R | Marshall | D5-20 |
| 8 | Jake Dolegala | QB | 6-7 | 242 | 24 | 2 | Cent. Connecticut St. | FA-20 |
| 9 | Roberto, Aguayo | K | 6-1 | 204 | 26 | 2 | Florida State | FA-20 |
| 13 | Devin Smith | WR | 6-1 | 200 | 28 | 5 | Ohio State | FA-20 |
| 17 | Kristian Wilkerson | WR | 6-1 | 201 | 23 | R | SE Missouri State | FA-20 |
| 19 | Isaiah Zuber | WR | 6-0 | 190 | 23 | R | Mississippi | FA-20 |
| 39 | D'Angelo Ross | DB | 5-9 | 190 | 24 | 2 | New Mexico | FA-19 |
| 48 | Michael Pinckney | LB | 6-1 | 220 | 22 | R | Miami (Fla.) | FA-20 |
| 64 | Ross Reynolds | OL | 6-4 | 300 | 25 | 1 | Iowa | FA-20 |
| 67 | Jordan Steckler | OL | 6-5 | 305 | 24 | R | Northern Illinois | FA-20 |
| 92 | Nick Thurman | DL | 6-4 | 305 | 25 | 1 | Houston | FA-19 |
| 94 | Isaiah Mack | DL | 6-1 | 299 | 24 | 2 | Chattanooga | FA-20 |
| 97 | Bill Murray | DL | 6-4 | 265 | 23 | R | William & Mary | FA-20 |

RESERVE/INJURED

| # | NAME | POS | HT | WT | AGE | YR | COLLEGE | DATE |
|----|------------------|-----|------|-----|-----|----|-----------------|--------------|
| 11 | Julian Edelman | WR | 5-10 | 198 | 34 | 12 | Kent State | (10/31/2020) |
| 24 | Stephon Gilmore | CB | 6-1 | 202 | 30 | 9 | South Carolina | (12/23/2020) |
| 34 | Rex Burkhead | RB | 5-10 | 215 | 30 | 8 | Nebraska | (11/28/2020) |
| 37 | Damien Harris | RB | 5-11 | 213 | 23 | 2 | Alabama | (01/02/2021) |
| 52 | Brandon Copeland | LB | 6-3 | 255 | 29 | 5 | Pennsylvania | (10/28/2020) |
| 53 | Josh Uche | LB | 6-3 | 245 | 22 | R | Michigan | (12/30/2020) |
| 76 | Isaiah Wynn | OL | 6-2 | 310 | 25 | 3 | Georgia | (11/28/2020) |
| 77 | Yodny Cajuste | OL | 6-5 | 310 | 24 | 2 | West Virginia | (9/9/2020) |
| 85 | Ryan Izzo | TE | 6-5 | 255 | 25 | 3 | Florida State | (12/10/2020) |
| 94 | Beau Allen | DL | 6-3 | 327 | 29 | 7 | Wisconsin | (9/7/2020) |
| 96 | Tashawn Bower | DL | 6-5 | 250 | 25 | 3 | Louisiana State | (12/30/2020) |
| 98 | Carl Davis | DL | 6-5 | 320 | 28 | 6 | Iowa | (11/28/2020) |

RESERVE/PUP LIST

| # | NAME | POS | HT | WT | AGE | YR | COLLEGE | HOW ACQ. |
|----|--------------|-----|-----|-----|-----|----|---------|----------|
| 36 | Brandon King | LB | 6-2 | 220 | 27 | 6 | Auburn | FA-15 |

PRACTICE SQUAD RESERVE/INJURED

| # | NAME | POS | HT | WT | AGE | YR | COLLEGE | DATE |
|----|----------------|-----|-----|-----|-----|----|----------------|--------------|
| 65 | Caleb Benenoch | OL | 6-5 | 310 | 26 | 5 | UCLA | (11/13/2020) |
| 82 | Jake Burt | TE | 6-3 | 260 | 24 | R | Boston College | (11/28/2020) |



2020 POSITIONAL ROSTER

January 4, 2021

| DEFENSE (26) | | | | | | | | |
|-----------------------------|----------------------|-------|------|-----|------------|----|----------------------|-------------------------|
| # | NAME | POS | HT | WT | BORN | YR | COLLEGE | H.S. HOMETOWN |
| DEFENSIVE LINE (8) | | | | | | | | |
| 43 | Berry, Rashod | DL/TE | 6-4 | 255 | 10/14/1996 | R | Ohio State | Lorain, Ohio |
| 70 | Butler, Adam | DL | 6-5 | 300 | 4/12/1994 | 4 | Vanderbilt | Duncanville, Texas |
| 99 | Cowart, Byron | DL | 6-3 | 300 | 5/20/1996 | 2 | Maryland | Tampa, Fla. |
| 93 | Guy, Lawrence | DL | 6-4 | 315 | 3/17/1990 | 10 | Arizona State | Las Vegas, Nev. |
| 55 | Simon, John | DE | 6-2 | 260 | 10/14/1990 | 8 | Ohio State | Youngstown, Ohio |
| 52 | Spence, Akeem | DL | 6-1 | 303 | 11/29/1991 | 8 | Illinois | Fort Walton Beach, Fla. |
| 50 | Winovich, Chase | DL | 6-3 | 250 | 4/19/1995 | 2 | Michigan | Jefferson Hills, Pa. |
| 91 | Wise Jr., Deatrich | DL | 6-5 | 275 | 7/26/1994 | 4 | Arkansas | Carrollton, Texas |
| LINEBACKER (5) | | | | | | | | |
| 51 | Bentley, Ja'Whaun | LB | 6-2 | 255 | 8/24/1996 | 3 | Purdue | Glenarden, Md. |
| 90 | Calhoun, Shilique | LB | 6-4 | 260 | 3/20/1992 | 5 | Michigan State | Middletown, N.J. |
| 59 | Hall, Terez | LB | 6-2 | 235 | 11/18/1996 | 1 | Missouri | Lithonia, Ga. |
| 58 | Jennings, Anfernee | LB | 6-3 | 259 | 9/1/1997 | R | Alabama | Dadeville, Ala. |
| 46 | Maluia, Cassh | LB | 6-0 | 248 | 10/3/1998 | R | Wyoming | Compton, Calif. |
| DEFENSIVE BACK (13) | | | | | | | | |
| 29 | Bethel, Justin | DB | 6-0 | 200 | 6/17/1990 | 9 | Presbyterian | Blythewood, S.C. |
| 25 | Brooks, Terrence | DB | 5-11 | 205 | 3/2/1992 | 7 | Florida State | Dunnellon, Fla. |
| 41 | Bryant, Myles | DB | 5-9 | 185 | 1/2/1998 | R | Washington | Pasadena, Calif. |
| 22 | Davis, Cody | DB | 6-2 | 203 | 6/6/1989 | 8 | Texas Tech | Stephenville, Texas |
| 35 | Dugger, Kyle | DB | 6-2 | 220 | 3/22/1996 | R | Lenoir-Rhyne | Decatur, Ga. |
| 27 | Jackson, J.C. | DB | 6-1 | 198 | 11/17/1995 | 3 | Maryland | Immokalee, Fla. |
| 45 | Jackson Jr., Michael | DB | 6-1 | 210 | 1/10/1997 | 2 | Miami (Fla.) | Birmingham, Ala. |
| 31 | Jones, Jonathan | DB | 5-10 | 190 | 9/20/1993 | 5 | Auburn | Carrollton, Ga. |
| 32 | McCourt, Devin | DB | 5-10 | 195 | 8/13/1987 | 11 | Rutgers | Nyack, N.Y. |
| 30 | McCourt, Jason | CB | 5-11 | 195 | 8/13/1987 | 12 | Rutgers | Nyack, N.Y. |
| 21 | Phillips, Adrian | DB | 5-11 | 210 | 3/28/1992 | 7 | Texas | Garland, Texas |
| 38 | Virgin, Dee | DB | 5-9 | 195 | 10/29/1993 | 3 | West Alabama | Donalsonville, Ga. |
| 33 | Williams, Joejuan | CB | 6-3 | 212 | 12/6/1997 | 2 | Vanderbilt | Nashville, Tenn. |
| OFFENSE (24) | | | | | | | | |
| # | NAME | POS | HT | WT | BORN | YR | COLLEGE | H.S. HOMETOWN |
| OFFENSIVE LINE (9) | | | | | | | | |
| 60 | Andrews, David | C | 6-3 | 300 | 7/10/1992 | 6 | Georgia | Johns Creek, Ga. |
| 74 | Cunningham, Korey | OL | 6-6 | 311 | 5/17/1995 | 3 | Cincinnati | Montavallo, Ala. |
| 72 | Eluemunor, Jermaine | OL | 6-4 | 335 | 12/13/1994 | 4 | Texas A&M | Rockaway, N.J. |
| 66 | Ferentz, James | OL | 6-2 | 300 | 6/5/1989 | 5 | Iowa | Iowa City, Iowa |
| 75 | Herron, Justin | OL | 6-5 | 305 | 11/27/1995 | R | Wake Forest | Silver Spring, Md. |
| 68 | Martin, Marcus | OL | 6-3 | 321 | 11/29/1993 | 6 | Southern California | Los Angeles, Calif. |
| 69 | Mason, Shaq | OL | 6-1 | 310 | 8/28/1993 | 6 | Georgia Tech | Columbia, Tenn. |
| 71 | Onwenu, Mike | OL | 6-3 | 350 | 12/10/1997 | R | Michigan | Detroit, Mich. |
| 62 | Thuney, Joe | OL | 6-3 | 308 | 11/18/1992 | 5 | North Carolina State | Centerville, Ohio |
| QUARTERBACK (3) | | | | | | | | |
| 2 | Hoyer, Brian | QB | 6-2 | 216 | 10/13/1985 | 12 | Michigan State | North Olmsted, Ohio |
| 1 | Newton, Cam | QB | 6-5 | 245 | 5/11/1989 | 10 | Auburn | College Park, Ga. |
| 4 | Stidham, Jarrett | QB | 6-3 | 215 | 8/8/1996 | 2 | Auburn | Stephenville, Texas |
| WIDE RECEIVER (6) | | | | | | | | |
| 10 | Byrd, Damiere | WR | 5-9 | 180 | 1/27/1993 | 5 | South Carolina | Sicklerville, N.J. |
| 15 | Harry, N'Keal | WR | 6-4 | 225 | 12/17/1997 | 2 | Arizona State | Chandler, Ariz. |
| 16 | Meyers, Jakobi | WR | 6-2 | 200 | 11/9/1996 | 2 | North Carolina State | Lithonia, Ga. |
| 14 | Moncrief, Donte | WR | 6-2 | 216 | 8/6/1993 | 7 | Mississippi State | Raleigh, Miss. |
| 80 | Olshewski, Gunner | WR | 6-0 | 190 | 11/26/1996 | 2 | Bemidji State | Alvin, Texas |
| 18 | Slater, Matthew | WR | 6-0 | 205 | 9/9/1985 | 13 | UCLA | Anaheim, Calif. |
| RUNNING BACK (4) | | | | | | | | |
| 47 | Johnson, Jakob | FB | 6-3 | 255 | 12/15/1994 | 2 | Tennessee | Stuttgart, Germany |
| 26 | Michel, Sony | RB | 5-11 | 215 | 2/17/1995 | 3 | Georgia | Plantation, Fla. |
| 42 | Taylor, J.J. | RB | 5-6 | 185 | 1/4/1998 | R | Airozna | Corono, Calif. |
| 28 | White, James | RB | 5-10 | 205 | 2/3/1992 | 7 | Wisconsin | Ft. Lauderdale, Fla. |
| TIGHT END (2) | | | | | | | | |
| 86 | Asiasi, Devin | TE | 6-3 | 257 | 8/14/1997 | R | UCLA | Shoreview, Calif. |
| 44 | Keene, Dalton | TE | 6-4 | 251 | 4/14/1999 | R | Virginia Tech | Littleton, Colo. |
| SPECIALISTS (3) | | | | | | | | |
| # | NAME | POS | HT | WT | BORN | YR | COLLEGE | H.S. HOMETOWN |
| SPECIALISTS (3) | | | | | | | | |
| 7 | Bailey, Jake | P | 6-2 | 205 | 6/18/1997 | 2 | Stanford | Solana Beach, Calif. |
| 49 | Cardona, Joe | LS | 6-3 | 245 | 4/16/1992 | 6 | Navy | El Cajon, Calif. |
| 6 | Folk, Nick | K | 6-1 | 222 | 11/5/1984 | 13 | Arizona | Sherman Oaks, Calif. |
| RESERVE/INJURED (12) | | | | | | | | |
| # | NAME | POS | HT | WT | BORN | YR | COLLEGE | H.S. HOMETOWN |
| RESERVE/INJURED (12) | | | | | | | | |
| 94 | Allen, Beau | DL | 6-3 | 327 | 11/14/1991 | 7 | Wisconsin | Minnetonka, Minn. |
| 96 | Bower, Tashawn | DL | 6-5 | 250 | 2/18/1995 | 3 | Louisiana State | Kenilworth, N.J. |
| 34 | Burkhead, Rex | RB | 5-10 | 215 | 7/2/1990 | 8 | Nebraska | Plano, Texas |
| 77 | Cajuste, Yodny | OL | 6-5 | 310 | 2/21/1996 | 2 | West Virginia | Miami, Fla. |
| 52 | Copeland, Brandon | LB | 6-3 | 255 | 7/2/1991 | 5 | Pennsylvania | Sykesville, Md. |
| 98 | Davis, Carl | DL | 6-5 | 320 | 3/2/1992 | 6 | Iowa | Sterling Heights, Mich. |
| 11 | Edelman, Julian | WR | 5-10 | 198 | 5/22/1986 | 12 | Kent State | Redwood City, Calif. |
| 24 | Gilmore, Stephon | CB | 6-1 | 202 | 9/19/1990 | 9 | South Carolina | Rock Hill, S.C. |
| 37 | Harris, Damien | RB | 5-11 | 213 | 2/11/1997 | 2 | Alabama | Richmond, Ky. |
| 85 | Izzo, Ryan | TE | 6-5 | 255 | 12/21/1995 | 3 | Florida State | Sparta, N.J. |
| 53 | Uche, Josh | LB | 6-3 | 245 | 9/18/1998 | R | Michigan | Miami, Fla. |
| 76 | Wynn, Isaiah | OL | 6-2 | 310 | 12/9/1995 | 3 | Georgia | St. Petersburg, Fla. |
| RESERVE/PUP LIST (1) | | | | | | | | |
| # | NAME | POS | HT | WT | BORN | YR | COLLEGE | H.S. HOMETOWN |
| RESERVE/PUP LIST (1) | | | | | | | | |
| 36 | King, Brandon | LB | 6-2 | 220 | 6/8/1993 | 6 | Auburn | Alabaster, Ala. |



HOW THE PATRIOTS WERE BUILT

UPDATED: January 4, 2021

| <u>YEAR</u> | <u>DRAFTTEES (22)</u> | <u>VETERAN FREE AGENTS (17)</u> | <u>WAIVERS (0) / TRADES (3)</u> | <u>ROOKIE AND FIRST-YEAR FREE AGENTS (11)</u> |
|-------------|---|--|--|---|
| 2008 | Matthew Slater (5) | | | |
| 2010 | Devin McCourty (1) | | | |
| 2014 | James White (4b) | | | |
| 2015 | Shaq Mason (4c) Joe Cardona (5) | | | David Andrews (fa) |
| 2016 | Joe Thuney (3a) | | | Jonathan Jones (fa) |
| 2017 | Deatrich Wise Jr. (4) | Lawrence Guy (7) (GB) | | Adam Butler (fa) |
| 2018 | Sony Michel (1b) Ja'Whaun Bentley (5) | John Simon (4) (BAL) | Jason McCourty (6) (tr-CLE) | J.C. Jackson (fa) |
| 2019 | N'Keal Harry (1) Joejuan Williams (2) Chase Winovich (3a) Jarrett Stidham (4b) Byron Cowart (5a) Jake Bailey (5b) | Justin Bethel (6) (ARI) Terrence Brooks (3) (BAL) Shilique Calhoun (3) (OAK) | Korey Cunningham (7) (tr-ARI) Jermaine Eluemunor (5) (tr-BAL) | Jakob Johnson (fa) Jakobi Meyers (fa) Gunner Olszewski (fa) |
| 2020 | Kyle Dugger (2a) Anfernee Jennings (3a) Devin Asiasi (3b) Dalton Keene (3c) Mike Onwenu (6a) Justin Herron (6b) Cassh Maluia (6c) | Damiere Byrd (fa) (CAR) Cody Davis (fa) (STL) James Ferentz (fa) (HOU) Nick Folk (6) (DAL) Brain Hoyer (fa) (NE) Michael Jackson Sr. (5) (DAL) Marcus Martin (3) (SF) Donte Moncrief (3) (IND) Cam Newton (1) (CAR) Adrian Phillips (fa) (SD) Akeem Spence (4) (TB) Dee Virgin (fa) (HOU) | | Rashod Berry (fa) Myles Bryant (fa) Terez Hall (fa) J.J. Taylor (fa) |

NOTE: Team in parenthesis is the player's original team

(#) – indicates round drafted

(fa) – indicates non-drafted free agents

RESERVE/PUP LIST

Brandon King (fa)

RESERVE/INJURED

Beau Allen (7) (PHI)
Tashawn Bower (fa) (MIN)
Rex Burkhead (6) (CIN)
Yodny Cajuste (3c)
Brandon Copeland (fa) (BAL)
Carl Davis (3) (BAL)
Julian Edelman (7a)
Stephon Gilmore (1) (BUF)
Damien Harris (3b)
Ryan Izzo (7c)
Josh Uche (2b)
Isaiah Wynn (1a)

UNOFFICIAL DEPTH CHART

Unofficial depth chart compiled by Patriots Media Relations

| OFFENSE | | | |
|------------|------------------------|-------------------------|-------------------|
| WR: | 15 N'Keal Harry | 16 Jakobi Meyers | 18 Matthew Slater |
| LT: | 72 Jermaine Eluemunor | <u>75 Justin Herron</u> | |
| LG: | 62 Joe Thuney | 66 James Ferentz | |
| C: | 60 David Andrews | 66 James Ferentz | 68 Marcus Martin |
| RG: | 69 Shaq Mason | 66 James Ferentz | |
| RT: | <u>71 Mike Onwenu</u> | 74 Korey Cunningham | |
| TE: | <u>44 Dalton Keene</u> | <u>86 Devin Asiasi</u> | |
| WR: | 10 Damiere Byrd | 80 Gunner Olszewski | 14 Donte Moncrief |
| QB: | 1 Cam Newton | 4 Jarrett Stidham | 2 Brian Hoyer |
| RB: | 26 Sony Michel | <u>42 J.J. Taylor</u> | |
| RB: | 28 James White | 47 Jakob Johnson (FB) | |

| DEFENSE | | | |
|-------------|----------------------|-----------------------------|---|
| LE: | 50 Chase Winovich | 52 Akeem Spence | |
| DL: | 93 Lawrence Guy | 70 Adam Butler | |
| DL: | 99 Byron Cowart | <u>43 Rashod Berry</u> | |
| DL: | 91 Deatrich Wise Jr. | 70 Adam Butler | |
| RE: | 55 John Simon | 96 Tashawn Bower | |
| LB: | 51 Ja'Whaun Bentley | 59 Terez Hall | <u>46 Cassh Maluia</u> |
| LB: | 90 Shilique Calhoun | <u>58 Anfernee Jennings</u> | |
| RCB: | 27 J.C. Jackson | 31 Jonathan Jones | 33 Joejuan Williams |
| LCB: | 30 Jason McCourty | <u>41 Myles Bryant</u> | 38 Dee Virgin 45 Michael Jackson Sr. |
| S: | 21 Adrian Phillips | <u>35 Kyle Dugger</u> | 29 Justin Bethel |
| S: | 32 Devin McCourty | 25 Terrence Brooks | 22 Cody Davis |

| SPECIAL TEAMS | | | |
|---------------|---------------------|---------------------|-----------------------|
| K: | 6 Nick Folk | | |
| P: | 7 Jake Bailey | | |
| H: | 7 Jake Bailey | | |
| PR: | 80 Gunner Olszewski | 10 Damiere Byrd | |
| KR: | 14 Donte Moncrief | 80 Gunner Olszewski | <u>42 J.J. Taylor</u> |
| LS: | 49 Joe Cardona | | |

| PRONUNCIATION GUIDE | | | |
|---------------------|-------------------|-------------------|---------------------|
| Devin Asiasi | AH-see AH-see | Cassh Maluia | CASH mall-uh-WEE-uh |
| Ja'Whaun Bentley | ja-WHAN | Sony Michel | SO-nee mih-SHELL |
| Damiere Byrd | duh-MEER | Donte Moncrief | MON-creef |
| Shilique Calhoun | sha-LEEK cal-HOON | Gunner Olszewski | O-sheh-ski |
| Joe Cardona | car-DOAN-ah | Mike Onwenu | oh-WHEN-new |
| Byron Cowart | COW-ert | Jarrett Stidham | STID-um |
| Jermaine Eluemunor | eh-LOO-muh-nor | Joe Thuney | TOO-nee |
| James Ferentz | FAIR-ins | Joejuan Williams | joe-WAHN |
| N'Keal Harry | nuh-KEEL | Chase Winovich | WIN-o-vich |
| Justin Herron | her-RON | Deatrich Wise Jr. | DEE-tritch |
| Jakob Johnson | YAH-kob | | |



2020 TRANSACTIONS

UPDATED: JANUARY 2, 2021

JANUARY 2020

| | | |
|----------|-------------------|-----------------------------|
| 1/6/2020 | Adeboyejo, Quincy | Signed to a future contract |
| 1/6/2020 | Hall, Terez | Signed to a future contract |
| 1/6/2020 | Melifonwu, Obi | Signed to a future contract |
| 1/6/2020 | Pickett, Adarius | Signed to a future contract |
| 1/6/2020 | Ross, Devin | Signed to a future contract |
| 1/6/2020 | Thurman, Nick | Signed to a future contract |
| 1/6/2020 | Toran, Najee | Signed to a future contract |
| 1/7/2020 | Bower, Tashawn | Signed to a future contract |

FEBRUARY 2020

| | | |
|-----------|----------------|--------|
| 2/11/2020 | Pipkins, Lenzy | Signed |
|-----------|----------------|--------|

MARCH 2020

| | | |
|-----------|---------------------|-----------------------------|
| 3/16/2020 | Thuney, Joe | Designated Franchise Player |
| 3/18/2020 | Harmon, Duron | Traded to Detroit |
| 3/20/2020 | Allen, Beau | Signed |
| 3/21/2020 | Phillips, Adrian | Signed |
| 3/21/2020 | Vitale, Danny | Signed |
| 3/23/2020 | Gostkowski, Stephen | Released |
| 3/23/2020 | Byrd, Damiere | Signed |
| 3/23/2020 | Davis, Cody | Signed |
| 3/24/2020 | Calhoun, Shilique | Re-signed |
| 3/25/2020 | Copeland, Brandon | Signed |
| 3/25/2020 | Hoyer, Brian | Signed |

APRIL 2020

| | | |
|-----------|---------------------|--------------------------|
| 4/1/2020 | Kessler, Cody | Released |
| 4/16/2020 | Eluemunor, Jermaine | Re-signed |
| 4/17/2020 | Butler, Adam | Re-signed |
| 4/21/2020 | Gronkowski, Rob | Traded to Tampa Bay |
| 4/24/2020 | Dugger, Kyle | Drafted |
| 4/24/2020 | Uche, Josh | Drafted |
| 4/24/2020 | Jennings, Anfernee | Drafted |
| 4/24/2020 | Asiasi, Devin | Drafted |
| 4/24/2020 | Keene, Dalton | Drafted |
| 4/25/2020 | Rohrwasser, Justin | Drafted |
| 4/25/2020 | Onwenu, Mike | Drafted |
| 4/25/2020 | Herron, Justin | Drafted |
| 4/25/2020 | Maluia, Cassh | Drafted |
| 4/25/2020 | Woodard, Dustin | Drafted |
| 4/27/2020 | Develin, James | Announced his Retirement |
| 4/27/2020 | Davis, Kelonta | Released |
| 4/27/2020 | Melifonwu, Obi | Released |
| 4/28/2020 | Lee, Marqise | Signed |

MAY 2020

| | | |
|-----------|--------------------|---------------------|
| 5/5/2020 | Berry, Rashod | Signed |
| 5/5/2020 | Bryant, Myles | Signed |
| 5/5/2020 | Burt, Jake | Signed |
| 5/5/2020 | Coe, Nick | Signed |
| 5/5/2020 | Harris, Scoota | Signed |
| 5/5/2020 | Hastings, Will | Signed |
| 5/5/2020 | Lewerke, Brian | Signed |
| 5/5/2020 | Murray, Bill | Signed |
| 5/5/2020 | Riley, Sean | Signed |
| 5/5/2020 | Smith, J'Mar | Signed |
| 5/5/2020 | Taylor, J.J. | Signed |
| 5/5/2020 | Tezino, Kyahva | Signed |
| 5/5/2020 | Thomas, Jeff | Signed |
| 5/5/2020 | Wallace Courtney | Signed |
| 5/5/2020 | Zuber, Isaiah | Signed |
| 5/7/2020 | Uche, Josh | Signed/Draft Choice |
| 5/7/2020 | Rohrwasser, Justin | Signed/Draft Choice |
| 5/7/2020 | Herron, Justin | Signed/Draft Choice |
| 5/7/2020 | Maluia, Cassh | Signed/Draft Choice |
| 5/8/2020 | Jennings, Anfernee | Signed/Draft Choice |
| 5/8/2020 | Asiasi, Devin | Signed/Draft Choice |
| 5/8/2020 | Onwenu, Mike | Signed/Draft Choice |
| 5/8/2020 | Woodard, Dustin | Signed/Draft Choice |
| 5/15/2020 | Keene, Dalton | Signed/Draft Choice |
| 5/20/2020 | Dugger, Kyle | Signed/Draft Choice |

JULY 2020

| | | |
|-----------|-------------------|-----------------|
| 7/8/2020 | Newton, Cam | Signed |
| 7/25/2020 | Pipkins, Lenzy | Released |
| 7/26/2020 | Gant, Malik | Released |
| 7/26/2020 | Hastings, Will | Released |
| 7/26/2020 | Lewerke, Brian | Released |
| 7/26/2020 | Pickett, Sean | Released |
| 7/26/2020 | Riley, Sean | Released |
| 7/26/2020 | Smith, J'Mar | Released |
| 7/26/2020 | Tezino, Kyahva | Released |
| 7/26/2020 | Wallace, Courtney | Released |
| 7/26/2020 | Zuber, Isaiah | Released |
| 7/28/2020 | Hastings, Will | Signed |
| 7/28/2020 | Bolden, Brandon | Reserve/Opt-Out |
| 7/28/2020 | Cannon, Marcus | Reserve/Opt-Out |
| 7/28/2020 | Vitale, Danny | Reserve/Opt-Out |
| 7/29/2020 | Chung, Patrick | Reserve/Opt-Out |
| 7/29/2020 | Toran, Najee | Reserve/Opt-Out |
| 7/30/2020 | Lewerke, Brian | Signed |

AUGUST 2020

| | | |
|----------|-------------------|-----------------|
| 8/2/2020 | Hightower, Dont'a | Reserve/Opt-out |
| 8/2/2020 | LaCosse, Matt | Reserve/Opt-out |
| 8/2/2020 | Lee, Marqise | Reserve/Opt-out |
| 8/5/2020 | Zuber, Isaiah | Signed |

AUGUST 2020 (continued)

| | | |
|-----------|--------------------|--------------------------------|
| 8/9/2020 | Jackson, Michael | Acquired Via Trade (Detroit) |
| 8/11/2020 | Kilgo, Darius | Signed |
| 8/11/2020 | King, Brandon | Placed on Reserve/PUP List |
| 8/12/2020 | Gauthier, Tyler | Signed |
| 8/13/2020 | Miller, Lamar | Signed |
| 8/13/2020 | Woodard, Dustin | Placed on Reserve/Retired List |
| 8/13/2020 | Coe, Nick | Released |
| 8/15/2020 | Adeboyejo, Quincy | Released |
| 8/17/2020 | Braden, Ben | Signed |
| 8/17/2020 | Butler, Paul | Signed |
| 8/17/2020 | Ellis, Alex | Signed |
| 8/22/2020 | Quessenberry, Paul | Signed |
| 8/22/2020 | Williams, Xavier | Signed |
| 8/22/2020 | Ellis, Alex | Released |
| 8/22/2020 | Kilgo, Darius | Released |
| 8/24/2020 | Barnett, Michael | Signed |
| 8/24/2020 | Folk, Nick | Signed |
| 8/28/2020 | Hastings, Will | Released |
| 8/29/2020 | Baccellia, Andre | Signed |

SEPTEMBER 2020

| | | |
|-----------|----------------------|-------------------------------------|
| 9/3/2020 | Sanu Sr., Mohamed | Released |
| 9/3/2020 | Barnett, Michael | Released |
| 9/3/2020 | Jackson, Michael | Released |
| 9/5/2020 | Baccellia, Andre | Released |
| 9/5/2020 | Berry, Rashod | Released |
| 9/5/2020 | Bower, Tashawn | Released |
| 9/5/2020 | Braden, Ben | Released |
| 9/5/2020 | Bryant, Myles | Released |
| 9/5/2020 | Burt, Jake | Released |
| 9/5/2020 | Folk, Nick | Released |
| 9/5/2020 | Gauthier, Tyler | Released |
| 9/5/2020 | Hall, Terez | Released |
| 9/5/2020 | Harris, Scoota | Released |
| 9/5/2020 | Lewerke, Brian | Released |
| 9/5/2020 | Maluia, Cassh | Released |
| 9/5/2020 | Miller, Lamar | Released |
| 9/5/2020 | Murray, Bill | Released |
| 9/5/2020 | Quessenberry, Paul | Released |
| 9/5/2020 | Rohrwasser, Justin | Released |
| 9/5/2020 | Ross, D'Angelo | Released |
| 9/5/2020 | Ross, Devin | Released |
| 9/5/2020 | Taylor, J.J. | Released |
| 9/5/2020 | Thomas, Jeff | Released |
| 9/5/2020 | Thurman, Nick | Released |
| 9/5/2020 | Williams, Xavier | Released |
| 9/5/2020 | Zuber, Isaiah | Released |
| 9/6/2020 | Berry, Rashod | Signed to the practice squad |
| 9/6/2020 | Bower, Rashod | Signed to the practice squad |
| 9/6/2020 | Bryant, Myles | Signed to the practice squad |
| 9/6/2020 | Burt, Jake | Signed to the practice squad |
| 9/6/2020 | Folk, Nick | Signed to the practice squad |
| 9/6/2020 | Hall, Terez | Signed to the practice squad |
| 9/6/2020 | Maluia, Cassh | Signed to the practice squad |
| 9/6/2020 | Murray, Bill | Signed to the practice squad |
| 9/6/2020 | Quessenberry, Paul | Signed to the practice squad |
| 9/6/2020 | Rohrwasser, Justin | Signed to the practice squad |
| 9/6/2020 | Ross, D'Angelo | Signed to the practice squad |
| 9/6/2020 | Ross, Devin | Signed to the practice squad |
| 9/6/2020 | Taylor, J.J. | Signed to the practice squad |
| 9/6/2020 | Thurman, Nick | Signed to the practice squad |
| 9/6/2020 | Williams, Xavier | Signed to the practice squad |
| 9/6/2020 | Zuber, Isaiah | Signed to the practice squad |
| 9/7/2020 | Allen, Beau | Placed on Reserve/Injured |
| 9/7/2020 | Harris, Damien | Placed on Reserve/Injured |
| 9/7/2020 | Maluia, Cassh | Signed from the practice squad |
| 9/7/2020 | Taylor, J.J. | Signed from the practice squad |
| 9/8/2020 | Kinsey, Mason | Signed to the practice squad |
| 9/8/2020 | Wilkerson, Kristian | Signed to the practice squad |
| 9/9/2020 | Quessenberry, Paul | Released from the practice squad |
| 9/9/2020 | Levin, Corey | Signed to the practice squad |
| 9/10/2020 | Cajuste, Yodny | Placed on Reserve/Injured |
| 9/11/2020 | Levin, Corey | Released from the practice squad |
| 9/12/2020 | Folk, Nick | Elevated from the practice squad |
| 9/12/2020 | Williams, Xavier | Elevated from the practice squad |
| 9/12/2020 | Olsewski, Gunner | Placed on Reserve/Injured |
| 9/12/2020 | Benenoch, Caleb | Signed to the practice squad |
| 9/14/2020 | Folk, Nick | Reverted back to the practice squad |
| 9/14/2020 | Williams, Xavier | Reverted back to the practice squad |
| 9/16/2020 | Bryant, Myles | Signed from the practice squad |
| 9/16/2020 | Folk, Nick | Signed from the practice squad |
| 9/16/2020 | Dolegala, Jake | Signed to the practice squad |
| 9/16/2020 | Ferentz, James | Signed to the practice squad |
| 9/19/2020 | Thurman, Nick | Elevated from the practice squad |
| 9/21/2020 | Thurman, Nick | Reverted back to the practice squad |
| 9/26/2020 | Ferentz, James | Signed from the practice squad |
| 9/26/2020 | Thurman, Nick | Elevated from the practice squad |
| 9/26/2020 | Zuber, Isaiah | Elevated from the practice squad |
| 9/26/2020 | Andrews, David | Placed on Reserve/Injured |
| 9/26/2020 | Uche, Josh | Placed on Reserve/Injured |
| 9/28/2020 | Thurman, Nick | Reverted back to the practice squad |
| 9/28/2020 | Zuber, Isaiah | Reverted back to the practice squad |
| 9/28/2020 | Jackson Sr., Michael | Signed to the practice squad |

OCTOBER 2020

| | | |
|-----------|-------------------|----------------------------------|
| 10/1/2020 | Roos, Jordan | Signed to the practice squad |
| 10/1/2020 | Kinsey, Mason | Released from the practice squad |
| 10/2/2020 | Pinckney, Michael | Signed to the practice squad |
| 10/2/2020 | Williams, Xavier | Released from the practice squad |



2020 TRANSACTIONS

OCTOBER 2020 (continued)

| | | |
|------------|--------------------|--|
| 10/5/2020 | Harris, Damien | Activated to the 53-man roster |
| 10/5/2020 | Olsewski, Gunner | Activated to the 53-man roster |
| 10/5/2020 | Zuber, Isaiah | Elevated to the 53-man roster |
| 10/5/2020 | Davis, Cody | Placed on Reserve/Injured |
| 10/5/2020 | Michel, Sony | Placed on Reserve/Injured |
| 10/6/2020 | Zuber, Isaiah | Reverted back to the practice squad |
| 10/8/2020 | Quessenberry, Paul | Signed to the practice squad |
| 10/14/2020 | Davis, Carl | Signed off the Jaguars practice squad |
| 10/15/2020 | Quessenberry, Paul | Released from the practice squad |
| 10/17/2010 | Benenoch, Caleb | Elevated to the 53-man roster |
| 10/17/2020 | Berry, Rashod | Elevated to the 53-man roster |
| 10/17/2020 | Thurman, Nick | Elevated to the 53-man roster |
| 10/17/2020 | Zuber, Isaiah | Elevated to the 53-man roster |
| 10/29/2020 | Benenoch, Caleb | Reverted back to the practice squad |
| 10/19/2020 | Berry, Rashod | Reverted back to the practice squad |
| 10/19/2020 | Thurman, Nick | Reverted back to the practice squad |
| 10/19/2020 | Zuber, Isaiah | Reverted back to the practice squad |
| 10/19/2020 | Kinsey, Mason | Signed to the practice squad |
| 10/19/2020 | Ross, Devin | Released from the practice squad |
| 10/21/2020 | Elumunor, Jermaine | Placed on Reserve/Injured |
| 10/24/2020 | Andrews, David | Activated to the 53-man roster |
| 10/24/2020 | Bower, Tashawn | Elevated to the 53-man roster |
| 10/24/2020 | Thurman, Nick | Elevated to the 53-man roster |
| 10/25/2020 | Bower, Tashawn | Reverted back to the practice squad |
| 10/25/2020 | Thurman, Nick | Reverted back to the practice squad |
| 10/27/2020 | Steckler, Jordan | Signed to the practice squad |
| 10/27/2020 | Roos, Jordan | Released from the practice squad |
| 10/28/2020 | Copeland, Brandon | Placed on Reserve/Injured |
| 10/28/2020 | Burt, Jake | Placed on Practice Squad/Reserve Injured |
| 10/31/2020 | Edelman, Julian | Placed on Reserve/Injured |
| 10/31/2020 | Herron, Justin | Placed on Reserve/Injured |
| 10/31/2020 | Thurman, Nick | Signed to the 53-man roster |
| 10/31/2020 | Davis, Cody | Activated to the 53-man roster |
| 10/31/2020 | Uche, Josh | Activated to the 53-man roster |
| 10/31/2020 | Bower, Tashawn | Elevated to the 53-man roster |
| 10/31/2020 | Zuber, Isaiah | Elevated to the 53-man roster |

NOVEMBER 2020

| | | |
|------------|---------------------|--|
| 11/2/2020 | Bower, Tashawn | Reverted back to the practice squad |
| 11/2/2020 | Zuber, Isaiah | Reverted back to the practice squad |
| 11/3/2020 | Ford, Isaiah | Acquired via trade (Miami) |
| 11/3/2020 | Mack, Isaiah | Claimed off Waivers from Tennessee |
| 11/3/2020 | Asiasi, Devin | Placed on Reserve/Injured |
| 11/4/2020 | Glasgow, Ryan | Signed to the practice squad |
| 11/4/2020 | Moncrief, Donte | Signed to the practice squad |
| 11/9/2020 | Bower, Tashawn | Signed from the practice squad |
| 11/9/2020 | Hall, Terez | Elevated to the 53-man roster |
| 11/9/2020 | Wilkerson, Kristian | Elevated to the 53-man roster |
| 11/10/2020 | Hall, Terez | Reverted back to the practice squad |
| 11/10/2020 | Wilkerson, Kristian | Reverted back to the practice squad |
| 11/10/2020 | Thomas, Jordan | Claimed off Waivers from Arizona |
| 11/10/2020 | Maluia, Cassh | Released |
| 11/10/2020 | Keene, Dalton | Placed on Reserve/Injured |
| 11/10/2020 | Cantrell, Dylan | Signed to the practice squad |
| 11/10/2020 | Wells, David | Signed to the practice squad |
| 11/10/2020 | Glasgow, Ryan | Released from the practice squad |
| 11/12/2020 | Maluia, Cassh | Signed to the practice squad |
| 11/12/2020 | Dolegala, Jake | Released from the practice squad |
| 11/13/2020 | Cantrell, Dylan | Released from the practice squad |
| 11/13/2020 | Benenoch, Caleb | Placed on Practice Squad/Reserve Injured |
| 11/14/2020 | Elumunor, Jermaine | Activated to the 53-man roster |
| 11/14/2020 | Calhoun, Shilique | Placed on Reserve/Injured |
| 11/14/2020 | Thurman, Nick | Released |
| 11/14/2020 | Hall, Terez | Elevated to the 53-man roster |
| 11/14/2020 | Maluia, Cassh | Elevated to the 53-man roster |
| 11/14/2020 | Quessenberry, Paul | Signed to the practice squad |
| 11/16/2020 | Hall, Terez | Reverted back to the practice squad |
| 11/16/2020 | Maluia, Cassh | Reverted back to the practice squad |
| 11/16/2020 | Dolegala, Jake | Signed to the practice squad |
| 11/16/2020 | Wells, David | Released from the practice squad |
| 11/18/2020 | Thurman, Nick | Signed to the practice squad |
| 11/18/2020 | Burt, Jake | Restored to the practice squad from IR |
| 11/18/2020 | Kinsey, Mason | Released from the practice squad |
| 11/21/2020 | Hall, Terez | Signed from the practice squad |
| 11/21/2020 | Michel, Sony | Activated to the 53-man roster |
| 11/21/2020 | Moncrief, Donte | Elevated to the 53-man roster |
| 11/21/2020 | Spence, Akeem | Signed to the practice squad |
| 11/21/2020 | Froholdt, Hjalte | Released |
| 11/21/2020 | Rivers, Derek | Released |
| 11/23/2020 | Moncrief, Donte | Reverted back to the practice squad |
| 11/28/2020 | Burkhead, Rex | Placed on Reserve/Injured |
| 11/28/2020 | Davis, Carl | Placed on Reserve/Injured |
| 11/28/2020 | Wynn, Isaiah | Placed on Reserve/Injured |
| 11/28/2020 | Herron, Justin | Activated to the 53-man roster |
| 11/28/2020 | Moncrief, Donte | Elevated to the 53-man roster |
| 11/28/2020 | Spence, Akeem | Elevated to the 53-man roster |
| 11/28/2020 | Burt, Jake | Placed on Practice Squad/Reserve Injured |
| 11/30/2020 | Moncrief, Donte | Reverted back to the practice squad |
| 11/30/2020 | Spence, Akeem | Reverted back to the practice squad |
| 11/29/2020 | Hassell, J.T. | Signed to the practice squad |
| 11/29/2020 | Reynolds, Ross | Signed to the practice squad |

DECEMBER 2020

| | | |
|-----------|-----------------|------------------------------------|
| 12/3/2020 | Cichy, Jack | Claimed off waivers from Tampa Bay |
| 12/6/2020 | Keene, Dalton | Activated to the 53-man roster |
| 12/6/2020 | Moncrief, Donte | Signed from the practice squad |
| 12/6/2020 | Spence, Akeem | Signed from the practice squad |
| 12/6/2020 | Berry, Rashod | Elevated to the 53-man roster |
| 12/6/2020 | Ford, Isaiah | Released |

DECEMBER 2020 (continued)

| | | |
|------------|--------------------|-------------------------------------|
| 12/7/2020 | Berry, Rashod | Reverted back to the practice squad |
| 12/9/2020 | Cichy, Jack | Released |
| 12/9/2020 | Lake, Dayan | Signed to the practice squad |
| 12/9/2020 | Smith, Devin | Signed to the practice squad |
| 12/10/2020 | Asiasi, Devin | Activated to the 53-man roster |
| 12/10/2020 | Izzo, Ryan | Placed on Reserve/Injured |
| 12/11/2020 | Cichy, Jack | Signed to the practice squad |
| 12/15/2020 | Watford, Earl | Signed to the practice squad |
| 12/15/2020 | Lake, Dayan | Released from the practice squad |
| 12/19/2010 | Calhoun, Shilique | Activated to the 53-man roster |
| 12/19/2020 | Mack, Isaiah | Released |
| 12/23/2020 | Mack, Isaiah | Signed to the practice squad |
| 12/23/2020 | Quessenberry, Paul | Released from the practice squad |
| 12/23/2020 | Gilmore, Stephon | Placed on Reserve/Injured |
| 12/26/2020 | Aguiar, Roberto | Signed to the practice squad |
| 12/28/2020 | Martin, Marcus | Signed |
| 12/28/2020 | Maluia, Cassh | Elevated to the 53-man roster |
| 12/28/2020 | Thurman, Nick | Elevated to the 53-man roster |
| 12/29/2020 | Maluia, Cassh | Reverted back to the practice squad |
| 12/29/2020 | Thurman, Nick | Reverted back to the practice squad |
| 12/29/2020 | Watford, Earl | Released from the practice squad |
| 12/30/2020 | Thomas, Jordan | Released |
| 12/31/2020 | Bower, Tashawn | Placed on Reserve/Injured |
| 12/31/2020 | Uche, Josh | Placed on Reserve/Injured |

JANUARY 2021

| | | |
|----------|----------------------|-------------------------------------|
| 1/1/2021 | Virgin, Dee | Signed |
| 1/2/2021 | Berry, Rashod | Signed from the practice squad |
| 1/2/2021 | Jackson Sr., Michael | Signed from the practice squad |
| 1/2/2021 | Maluia, Cassh | Signed from the practice squad |
| 1/2/2021 | Harris, Damien | Placed on Reserve/Injured |
| 1/2/2021 | Reynolds, Ross | Elevated to the 53-man roster |
| 1/2/2021 | Ross, D'Angelo | Elevated to the 53-man roster |
| 1/4/2021 | Reynolds, Ross | Reverted back to the practice squad |
| 1/4/2021 | Ross, D'Angelo | Reverted back to the practice squad |



INDIVIDUAL AND TEAM NOTES



ROBERT KRAFT

CHAIRMAN & CEO

6 10

SUPER BOWL
WINS

CONFERENCE
TITLES

THE MOST BY ANY SINGLE OWNER IN
PRO FOOTBALL HISTORY

**FASTEST OWNER IN NFL
HISTORY TO REACH**

300 WINS

23-YEAR

SEASON TICKET HOLDER
BEFORE BUYING THE TEAM IN 1994



Under Kraft's leadership since he purchased the team in 1994, the Patriots have experienced one of the most dramatic turnarounds in the history of sports.

Kraft has led the two most dominant decades in NFL history in terms of overall wins – 141 (2010-19) and 126 (2000-09).

Kraft is the most successful owner since he purchased the team in 1994 in terms of wins (331), division titles (19), winning percentage (.690), playoff wins (33) and playoff seasons (21).



Since Robert Kraft purchased the team in 1994, the Patriots have experienced one of the most dramatic turnarounds in the history of sports. In his 27 seasons of ownership, he has transformed one of the league's least successful clubs into what many observers view as a model NFL franchise. In the five seasons immediately preceding his purchase (1989-93), the Patriots were a moribund team, winning just 19 of 80 games (.238 pct.), the worst record in the NFL over that span. When he bought the franchise on Jan. 21, 1994, Kraft announced his intention to bring a championship to New England, a tall order considering the team's previous success rate. But under Kraft's leadership, the Patriots have won more division titles (19), conference crowns (10) and Super Bowl championships (6) than any other NFL team. Additionally, the Patriots have achieved the most winning seasons (23) and are tied with Pittsburgh for the fewest losing seasons (3) since Kraft assumed ownership beginning in 1994. Super Bowl LIII was the 10th Super Bowl appearance since Kraft purchased the team, a period during which no other team has appeared in more than four Super Bowls. In Kraft's 27 seasons, the Patriots have qualified for the playoffs 21 times, more than doubling the franchise's accomplishments during its first 34 seasons, and finished with a winning record 23 times.



SINCE ROBERT KRAFT PURCHASED THE TEAM IN 1994

TOTAL VICTORIES SINCE 1994 (REGULAR SEASON)

| | |
|---------------------------|-----|
| New England Patriots..... | 298 |
| Green Bay Packers | 275 |
| Pittsburgh Steelers..... | 274 |

TOTAL VICTORIES SINCE 1994 (INCL. POSTSEASON)

| | |
|---------------------------|-----|
| New England Patriots..... | 331 |
| Green Bay Packers | 297 |
| Pittsburgh Steelers..... | 294 |
| Indianapolis Colts..... | 268 |

MOST HOME VICTORIES SINCE 1994 (INCL. POSTSEASON)

| | |
|---------------------------|-----|
| New England Patriots..... | 189 |
| Green Bay Packers | 176 |
| Pittsburgh Steelers..... | 167 |
| Denver Broncos | 153 |

WINNING PERCENTAGE SINCE 1994 (INCL. POSTSEASON)

| TEAM | W | L | T | Pct. |
|----------------------|-----|-----|---|------|
| New England Patriots | 331 | 149 | 0 | .690 |
| Pittsburgh Steelers | 294 | 171 | 2 | .632 |
| Green Bay Packers | 297 | 173 | 2 | .631 |
| Indianapolis Colts | 268 | 196 | 0 | .578 |

PLAYOFF WINNING PERCENTAGE SINCE 1994

| TEAM | W | L | T | Pct. |
|----------------------|----|----|---|------|
| New England Patriots | 33 | 15 | 0 | .688 |
| Denver Broncos | 14 | 9 | 0 | .609 |
| Tampa Bay Buccaneers | 9 | 6 | 0 | .600 |
| Baltimore Ravens | 16 | 11 | 0 | .593 |
| New York Giants | 10 | 7 | 0 | .588 |

SUPER BOWL CHAMPIONSHIPS SINCE 1994

| | |
|----------------------------|---|
| New England Patriots..... | 6 |
| Denver Broncos..... | 3 |
| Baltimore Ravens | 2 |
| Green Bay Packers | 2 |
| Pittsburgh Steelers..... | 2 |
| N.Y. Giants | 2 |
| Tampa Bay Buccaneers | 2 |

CONFERENCE CHAMPIONSHIPS SINCE 1994

| | |
|---------------------------|----|
| New England Patriots..... | 10 |
| Pittsburgh Steelers..... | 4 |
| Denver Broncos..... | 4 |
| Los Angeles Rams..... | 3 |
| Green Bay Packers | 3 |
| N.Y. Giants | 3 |
| San Francisco 49ers..... | 3 |
| Seattle Seahawks..... | 3 |

DIVISION CHAMPIONSHIPS SINCE 1994

| | |
|---------------------------|----|
| New England Patriots..... | 19 |
| Green Bay Packers | 14 |
| Pittsburgh Steelers..... | 14 |
| Indianapolis Colts..... | 10 |

PLAYOFF VICTORIES SINCE 1994

| | |
|---------------------------|----|
| New England Patriots..... | 33 |
| Green Bay Packers | 22 |
| Pittsburgh Steelers..... | 20 |
| Baltimore Ravens | 16 |

PLAYOFF VICTORIES ALL TIME

| | |
|--|----|
| Rooney Family, Pittsburgh (1933-present) | 36 |
| Green Bay Packers (1919-present)..... | 36 |
| Robert Kraft, New England Patriots (1994-present)..... | 33 |

PLAYOFF GAMES PLAYED SINCE 1994

| | |
|---------------------------|----|
| New England Patriots..... | 48 |
| Green Bay Packers | 39 |
| Pittsburgh Steelers..... | 35 |
| Indianapolis Colts..... | 32 |

PLAYOFF SEASONS SINCE 1994

| | |
|---------------------------|----|
| New England Patriots..... | 21 |
| Green Bay Packers | 20 |
| Indianapolis Colts..... | 18 |
| Pittsburgh Steelers..... | 17 |

DYNASTY VS. DYNASTY

Of all the great teams throughout the Super Bowl era, the New England Patriots and the San Francisco 49ers have set a standard of extended excellence above all of the others.

49ERS (1981-98)

PATRIOTS (2001-2019)

| | | |
|-----------------------|------------------------------|----------------|
| 5 | Super Bowl Appearances | 9 |
| 5 | Super Bowl Titles..... | 6 |
| 10 in 18 years..... | Conference Title Games | 13 in 19 years |
| 22-11 (.667) | Playoff Record | 30-11 (.732) |
| 13 | Division Titles | 17 |
| 16 | Playoff Seasons | 17 |
| 207-72-1 (.741) | Regular Season Record | 232-72 (.763) |
| 108 | Pro Bowl Selections | 94 |
| 21 in 18 years..... | Home Playoff Games | 24 in 19 years |
| 13 in 18 years..... | First-Round Byes | 13 in 19 years |
| 4 in 18 years..... | Playoff One-and-Dones | 3 in 19 years |
| 122 (1990-99)..... | Most Wins in a Decade..... | 141 (2010-19) |

| | Pre-Kraft 1960-93 | Pre-Kraft 1989-93 | Kraft Era 1994-20 |
|---------------------|----------------------|----------------------|----------------------|
| Overall Record | 225-276-9 | 19-61 | 331-149 |
| Winning Pct. | .450 | .238 | .690 |
| Super Bowl Titles | 0 | 0 | 6 |
| Conference Titles | 1 | 0 | 10 |
| Division Titles | 3 | 0 | 19 |
| Playoff Seasons | 6 | 0 | 21 |
| Playoff Record | 4-6 | -- | 33-15 |
| Home Playoff Games | 1 | 0 | 27 |
| Home Playoff Record | 0-1 | -- | 23-4 |





ROBERT KRAFT

CHAIRMAN & CEO

TEN CONFERENCE TITLES

The 2018 AFC Championship marked the 10th conference championship for Robert Kraft as Patriots owner. His 10 conference crowns are more than any other owner in the Super Bowl Era (since 1966).

MOST CONFERENCE CHAMPIONSHIPS BY AN OWNER IN SUPER BOWL ERA

| Owner | TEAM | # | SEASONS | SUPER BOWL APPEARANCES |
|----------------------|----------------------|----|--|---|
| Robert Kraft | New England | 10 | 1996, 2001, 2003, 2004, 2007 2011, 2014, 2016, 2017, 2018 | XXXI, XXXVI, XXXVIII, XXXIX, XLII, XLVI, XLIX, LI, LII, LIII |
| Pat Bowlen | Denver | 7 | 1986, 1987, 1989, 1997, 1998, 2013, 2015 | XXI, XXII, XXIV, XXXII, XXXIII, XLVIII, 50 |
| Jack Kent Cooke | Washington | 5 | 1972, 1982, 1983, 1987, 1991 | VII, XVII, XVIII, XXII, XXVI |
| Al Davis | Oakland/L.A. Raiders | 5 | 1967, 1976, 1980, 1983, 2002 | II, XI, XV, XVIII, XXXVII |
| Eddie DeBartolo | San Francisco | 5 | 1981, 1984, 1988, 1989, 1994 | XVI, XIX, XXIII, XXIV, XXIX |
| Clint Murchison | Dallas | 5 | 1970, 1971, 1975, 1977, 1978 | V, VI, X, XII, XIII |
| Packers Stockholders | Green Bay | 5 | 1966, 1967, 1996, 1997, 2010 | I, II, XXXI, XXXII, XLV |
| Joe Robbie | Miami | 5 | 1971, 1972, 1973, 1982, 1984 | VI, VII, VIII, XVII, XIX |

A WINNING TRADITION I

Robert Kraft won his 300th game overall as owner of the New England Patriots against Miami on Sept. 30, 2018. Kraft reached the milestone in his 25th NFL season and in his 432nd game, the fastest an owner has reached the milestone. Al Davis of Oakland/Los Angeles accomplished the feat in 495 games (31 seasons) while Pat Bowlen of Denver reached 300 career wins in 501 games (30 seasons).

A WINNING TRADITION II

Kraft's winning percentage with the Patriots (.690) since taking over the team in 1994 is the highest among all owners/ownership groups with at least 200 wins (regular and postseason) with one team. He is one of just four owners with at least 200 wins and a winning percentage over .600.

| Owner | Team | Years | Winning Pct. |
|----------------------|----------|--------------|--------------|
| Robert Kraft | Patriots | 1994-present | .690 |
| Eddie DeBartolo, Jr. | 49ers | 1977-1999 | .636 |
| Clint Murchison, Jr. | Cowboys | 1960-1983 | .634 |
| Joe Robbie | Dolphins | 1966-1989 | .609 |
| Pat Bowlen | Broncos | 1984-2018 | .596 |

ALL-TIME POSTSEASON WINS

Robert Kraft has 33 career postseason wins, which are the third-most in NFL history.

| OWNERSHIP | YEARS | WINS |
|---|-----------|-----------|
| The Rooney Family, Pittsburgh (1933-present) | 88 | 36 |
| Green Bay Packers (1919-present) | 102 | 36 |
| Robert Kraft, New England (1994-present) | 27 | 33 |
| The Mara Family, N.Y. Giants (1925-present) | 96 | 24 |
| Eddie DeBartolo, Jr., San Francisco (1977-1999) | 23 | 22 |
| Al Davis, Oakland/Los Angeles (1972-2011) | 40 | 21 |
| Pat Bowlen, Denver (1984-2018) | 35 | 21 |

KRAFT PASSES OTHER OWNERS

The Patriots have 331 wins overall under Robert Kraft. He has produced more victories than every other Patriots owner combined. Under Kraft, the Patriots are 331-149 overall since he purchased the team in 1994. Kraft's predecessors in the owner's office went 225-276-9 in the 34 years prior to his purchase of the team.

CONTINUITY BREEDS SUCCESS

New England is the first team in NFL history to win six Super Bowls with the same owner (Robert Kraft), head coach (Bill Belichick) and quarterback (Tom Brady).

PATRIOTS IN THE PLAYOFFS

The Patriots have qualified for the playoffs 27 times in their 61-year history. Twenty-one of those playoff berths have come in the 27 seasons since Robert Kraft purchased the team in 1994, a dramatic contrast to the six total playoff berths the team earned in its first 34 years of existence. The Patriots have won 22 division crowns, including 17 in the last 20 seasons and 19 of which have come since Robert Kraft's purchase in 1994.

PATRIOTS PLAYOFF SEASONS (27)

| Year | How Qualified | Seed | Rec. | Result |
|-------|--------------------|------|------|-----------------------|
| 2019 | Division Champions | 3 | 0-1 | Wild Card Round |
| 2018 | Division Champions | 2 | 3-0 | Super Bowl Champions |
| 2017 | Division Champions | 1 | 2-1 | AFC Champions |
| 2016 | Division Champions | 1 | 3-0 | Super Bowl Champions |
| 2015 | Division Champions | 2 | 1-1 | AFC Championship Game |
| 2014 | Division Champions | 1 | 3-0 | Super Bowl Champions |
| 2013 | Division Champions | 2 | 1-1 | AFC Championship Game |
| 2012 | Division Champions | 2 | 1-1 | AFC Championship Game |
| 2011 | Division Champions | 1 | 2-1 | AFC Champions |
| 2010 | Division Champions | 1 | 0-1 | AFC Divisional Round |
| 2009 | Division Champions | 3 | 0-1 | Wild Card Round |
| 2007 | Division Champions | 1 | 2-1 | AFC Champions |
| 2006 | Division Champions | 4 | 2-1 | AFC Championship Game |
| 2005 | Division Champions | 4 | 1-1 | AFC Divisional Round |
| 2004 | Division Champions | 2 | 3-0 | Super Bowl Champions |
| 2003 | Division Champions | 1 | 3-0 | Super Bowl Champions |
| 2001 | Division Champions | 2 | 3-0 | Super Bowl Champions |
| 1998 | Wild Card | 6 | 0-1 | Wild Card Round |
| 1997 | Division Champions | 3 | 1-1 | AFC Divisional Round |
| 1996 | Division Champions | 2 | 2-1 | AFC Champions |
| 1994 | Wild Card | 5 | 0-1 | Wild Card Round |
| 1986 | Division Champions | 3 | 0-1 | AFC Divisional Round |
| 1985 | Wild Card | 5 | 3-1 | AFC Champions |
| 1982* | 16-Team Format | 7 | 0-1 | First Round |
| 1978 | Division Champions | 2 | 0-1 | AFC Divisional Round |
| 1976 | Wild Card | 4 | 0-1 | AFC Divisional Round |
| 1963 | Division Champions | -- | 1-1 | AFL Championship Game |

*Strike Year | Bold indicates Kraft era

37-21 Record

A MODEL OF CONSISTENCY

Since Kraft took ownership of the team in 1994, the Patriots have had just three head coaches - Bill Parcells (1994-96), Pete Carroll (1997-99) and current head coach Bill Belichick (2000-present). The only team with fewer head coaches since 1994 is the Pittsburgh Steelers, who have had two: Bill Cowher (1992-2006) and Mike Tomlin (2007-present).

FEWEST HEAD COACHES SINCE 1994

| | |
|------------------------|-----|
| Pittsburgh..... | 2 |
| New England..... | 3 |
| Baltimore Ravens*..... | 3 |
| NFL average..... | 7.3 |

*Since 1996

AFC EAST HEAD COACHES SINCE 1994

| | |
|------------------|----|
| New England..... | 3 |
| N.Y. Jets..... | 10 |
| Buffalo..... | 10 |
| Miami..... | 12 |



PATRIOTS 2020 TEAM & INDIVIDUAL RANKINGS

TEAM

| CATEGORY | # | LEAGUE/YEAR | RANK |
|----------------------------------|----|--------------|-------|
| Penalties (Ranked least to most) | 62 | NFL in 2020 | 1st |
| Penalties (Ranked least to most) | 62 | Team History | 2nd |
| Penalties (Ranked least to most) | 62 | NFL History | T-6th |

TEAM OFFENSE

| CATEGORY | # | LEAGUE/YEAR | RANK |
|------------------------|-------|--------------|-------|
| Rushing First Downs | 143 | NFL in 2020 | 2nd |
| Rushing First Downs | 136 | Team History | 5th |
| Rushing Yards | 2,346 | NFL in 2020 | 4th |
| Rushing Yards | 2,346 | Team History | 4th |
| Rushing Yards Per Game | 146.6 | NFL in 2020 | 4th |
| Rushing Yards Per Game | 146.6 | Team History | 7th |
| Rushing Touchdowns | 20 | NFL in 2020 | T-6th |
| Rushing Touchdowns | 20 | Team History | T-7th |
| Rushing Average | 4.67 | NFL in 2020 | 8th |
| Rushing Average | 4.67 | Team History | 4th |
| 10+ Yard Rushes | 62 | NFL in 2020 | 7th |
| Completion Percentage | 64.3 | Team History | 9th |

TEAM DEFENSE

| CATEGORY | # | LEAGUE/YEAR | RANK |
|---------------|----|-------------|-------|
| Interceptions | 18 | NFL in 2020 | T-1st |

SPECIAL TEAMS

| CATEGORY | # | LEAGUE/YEAR | RANK |
|---------------------------|----|--------------|------|
| Punt Return Yards Allowed | 71 | NFL in 2020 | 2nd |
| Punt Return Yards Allowed | 71 | Team History | 1st |
| Opponent Punt Returns | 12 | NFL in 2020 | 1st |
| Opponent Punt Returns | 12 | Team History | 2nd |

P JAKE BAILEY

| CATEGORY | # | LEAGUE/YEAR | RANK |
|--------------------------|------|--------------|-------|
| Net Punt Average | 45.6 | NFL in 2020 | 1st |
| Net Punt Average | 45.6 | Team History | 1st |
| Net Punt Average | 45.6 | NFL History | 2nd |
| Gross Punting Average | 48.7 | Team History | 1st |
| Gross Punting Average | 48.7 | NFL in 2020 | 4th |
| Punts Inside Opponent 20 | 31 | NFL in 2020 | 2nd |
| Punts Inside Opponent 20 | 31 | Team History | T-2nd |

DB JUSTIN BETHEL

| CATEGORY | # | LEAGUE/YEAR | RANK |
|-----------------------|----|-------------|-------|
| Special Teams Tackles | 14 | NFL in 2020 | T-3rd |

K NICK FOLK

| CATEGORY | # | LEAGUE/YEAR | RANK |
|---------------------|----|--------------|------|
| Consecutive FG Made | 26 | Team History | 2nd |

RB DAMIEN HARRIS

| CATEGORY | # | LEAGUE/YEAR | RANK |
|---------------------------|------|--------------|------|
| Rushing Average (100 att) | 5.04 | NFL in 2020 | 9th |
| Rushing Average (100 att) | 5.04 | Team History | 4th |

DB J.C. JACKSON

| CATEGORY | # | LEAGUE/YEAR | RANK |
|-----------------|----|--------------|-------|
| Interceptions | 9 | NFL in 2020 | 2nd |
| Interceptions | 9 | Team History | T-3th |
| Total Takeaways | 11 | NFL in 2020 | 1st |

QB CAM NEWTON

| CATEGORY | # | LEAGUE/YEAR | RANK |
|--------------------|-----|---------------------|-------|
| Rushing Touchdowns | 12 | QBs in 2020 | 1st |
| Rushing Touchdowns | 12 | QBs in Team History | T-1st |
| Rushing Yards | 592 | QBs in 2020 | 3rd |
| Rushing Yards | 592 | QBs in Team History | 1st |

WR/PR GUNNER OLSZEWSKI

| CATEGORY | # | LEAGUE/YEAR | RANK |
|---------------------|------|--------------|------|
| Punt Return Average | 17.3 | NFL in 2020 | 1st |
| Punt Return Average | 17.3 | Team History | 1st |
| Punt Return Average | 17.3 | NFL History | 2nd |
| Punt Return Yards | 346 | NFL in 2020 | 1st |


RB JAMES WHITE

| CATEGORY | # | LEAGUE/YEAR | RANK |
|-----------------|-----|-----------------------|-------|
| Receptions | 49 | Running Backs in 2020 | T-9th |
| Receiving Yards | 375 | Running Backs in 2020 | 8th |



PATRIOTS PRO BOWL & ALL-PRO SELECTIONS

THREE PATRIOTS SELECTED TO NFL PRO BOWL ; THREE NAMED TO THE AP ALL-PRO TEAM



JAKE BAILEY

1ST PRO BOWL SELECTION
1ST ALL-PRO SELECTION



Punter Jake Bailey, cornerback Stephon Gilmore and special teams captain Matthew Slater have been selected to represent the New England Patriots in the 2021 NFL Pro Bowl. Due to COVID-19, the 2021 NFL Pro Bowl will be held as a week-long virtual event instead of a football game between conference all-stars.

Bailey and WR Gunner Olszewski were named to the Associated Press (AP) All-Pro First Team. They also earned All-NFL Team honors from *Pro Football Weekly* and were named to the All-AFC Team by the Pro Football Writers Association (PFWA). Slater earned AP All-Pro Second Team honors. Olszewski was selected as a punt returner. Additionally, offensive lineman Mike Onwenu earned a spot at guard on PFWA's All-Rookie Team.



STEPHON GILMORE

4TH PRO BOWL SELECTION

Bailey earned his first career Pro Bowl invitation. The second-year punter led the NFL with a net average of 45.6 yards per punt and finished fourth in the NFL with a 48.7 gross punt average. His net and gross punt averages both set new single-season franchise records. Bailey also led the AFC and finished second in the NFL with 31 punts downed inside the opponent 20-yard line. Bailey's punting in 2020 allowed the fewest punt return yards in team history with 71 return yards, second in the NFL behind the 46 yards allowed by New Orleans. Bailey also handled kickoff duties and is the primary holder on extra points and field-goal attempts. He is the second punter in franchise history to earn Pro Bowl honors, joining Rich Camarillo, who was voted to the Pro Bowl in 1983.

Bailey becomes the first punter in Patriots history to garner AP All-Pro First Team honors and second Patriots punter to earn All-Pro accolades. Rich Camarillo was named to the AP All-Pro Second Team in 1983.



GUNNER OLSZEWSKI

1ST ALL-PRO SELECTION

Gilmore earned his fourth career Pro Bowl and his third consecutive with the Patriots. The nine-year veteran started all 11 games he played at cornerback this season and totaled 37 tackles, one interception, three passes defended and one forced fumble. In 2019, Gilmore earned the Associated Press NFL Defensive Player of the Year honors. He led the NFL with 20 passes defended and tied for the league with six interceptions.

Olszewski has been named to the AP All-Pro First Team for the first time in his career. Olszewski finished first in the NFL with a 17.3-yard punt return average (20 returns for 346 yards and one touchdown). It is also the highest return average in Patriots history and the second-highest in the NFL since 1970. Julian Edelman had the highest average in a season at 15.5 in 2012. Olszewski is the fourth Patriots player to lead the league in punt return average. Danny Amendola led the NFL with a 12.0-yard average in 2015, Troy Brown led in 2001 with a 14.2-yard average and Irving Fryar tied for the NFL lead with a 14.1-yard average in 1985.



MIKE ONWENU

PFWA ALL-ROOKIE TEAM

Onwenu started all 16 games at four different positions - 10 at right tackle, three at right guard, two as tackle-eligible tight end and one at left guard. The sixth-round draft pick out of Michigan played over 90 percent of the offensive snaps on the season and showed his versatility once injuries caused him to change position throughout the season.

Slater has been named to his ninth career Pro Bowl as a special teams player, extending his record for most special teams Pro Bowl honors in NFL history. Steve Tasker is second with seven. Slater is now tied with John Hannah for the second-most Pro Bowl selections in franchise history, behind the 14 by Tom Brady. The former fifth-round draft pick out of UCLA earned a roster position with the Patriots as a rookie in 2008 with his contributions on special teams. Entering the 2011 season, teammates elected him as their special teams captain. That year, he was also selected to his first Pro Bowl. Since then, he has earned special teams captain honors to start each season and been voted to the Pro Bowl at season's end every year except 2018. Slater has led the Patriots in special teams tackles for seven of his 12 seasons and had seven special teams tackles in 2020.

Slater also earned AP All-Pro Second Team honors as a special teamer for the second time in his career (2017). He also garnered First Team accolades in 2016 and 2019, making 2020 his fourth career appearance as an All-Pro.



MATTHEW SLATER

9TH PRO BOWL SELECTION
4TH ALL-PRO SELECTION

2020 TEAM NOTES

PATRIOTS 2020 CAPTAINS

The New England Patriots 2020 team captains were elected by their teammates:



OFFENSE

- C David Andrews, QB Cam Newton & RB James White

DEFENSE

- LB Ja'Whaun Bentley, DL Lawrence Guy, DB Devin McCourty, CB Jason McCourty

SPECIAL TEAMS

- WR Matthew Slater

Devin McCourty and Matthew Slater were chosen captains for the 10th consecutive season. Andrews was a captain for the fourth straight year and White was elected for the third time. Bentley, Guy, Jason McCourty and Newton were all first-time Patriots captains.

EIGHT PATRIOTS BEGAN THEIR COLLEGE CAREERS PLAYING A DIFFERENT POSITION:

ADAM BUTLER – Moved from an offensive lineman to a defensive lineman after his freshman year at Vanderbilt.

JULIAN EDELMAN – Moved from a college quarterback at Kent State to an NFL wide receiver and a punt returner.

JAKOB JOHNSON – Moved from a college linebacker and tight end at Tennessee to an NFL fullback.

BRANDON KING – Moved from safety and defensive end to a linebacker while at Auburn.

JAKOBI MEYERS – Moved from a quarterback during his first year at North Carolina State to a wide receiver.

GUNNER OLSZEWSKI – Moved from a defensive back at Bemidji State to an NFL wide receiver and kick/punt returner.

MIKE ONWENU – Onwenu began his collegiate career at Michigan as a defensive lineman before switching to offensive line following his freshman season.



Patriots QB Jarrett Stidham and RB Damien Harris were youth football teammates for one season and went undefeated in the Madison County (Ky.) Youth Football League in 2003. Stidham moved to Texas but the duo stayed in touch over the years and even competed against one another in college before both were drafted by the Patriots in 2019.

OFFENSE

PUT A RUSH ON THAT

The Patriots finished fourth in the NFL with 2,346 rushing yards in 2020, the fourth-highest single-season rushing total in team history.

MOST RUSHING YARDS IN A SEASON IN PATRIOTS HISTORY

| Season | Attempts | Yards | Average/Gm |
|-------------|------------|--------------|--------------|
| 1978 | 671 | 3,165 | 197.8 |
| 1976 | 591 | 2,948 | 184.3 |
| 1983 | 538 | 2,605 | 162.8 |
| 2020 | 502 | 2,346 | 146.6 |
| 1985 | 565 | 2,331 | 145.7 |
| 1977 | 603 | 2,303 | 164.5 |

The Patriots finished the season with 4.67 yards per rushing attempt, the fourth-highest average in team history.

HIGHEST RUSHING AVERAGE IN A SEASON IN PATRIOTS HISTORY

| Season | Attempts | Yards | Average/Rush |
|-------------|------------|--------------|--------------|
| 1976 | 591 | 2,948 | 4.99 |
| 1983 | 538 | 2,605 | 4.84 |
| 1978 | 671 | 3,165 | 4.72 |
| 2020 | 502 | 2,346 | 4.67 |
| 1962 | 432 | 1,970 | 4.56 |

The Patriots scored 20 rushing touchdowns in 2020, tied for seventh-most in a single season in team history and tied for sixth in the NFL in 2020.

MOST RUSHING TDS IN A SEASON IN PATRIOTS HISTORY

| Season | Rush TDs |
|-------------|-----------|
| 1978 | 30 |
| 2012 | 25 |
| 1976 | 24 |
| 1981 | 23 |
| 2008 | 21 |
| 1974 | 21 |
| 2020 | 20 |
| 2006 | 20 |

PATRIOTS TEAM NOTES

THE PATRIOTS OFFENSE HAS ECLIPSED **200 YARDS RUSHING IN A SINGLE GAME 16 TIMES** UNDER BILL BELICHICK



- The Patriots rushed for 217 yards in Week 1 vs. Miami and for 250 yards in Week 3 vs. Las Vegas. The Patriots have also rushed for 200 yards twice in a single season under Belichick in 2004, '08, '10, '12, '14 and '18.
- The Patriots 6.59 yards per carry average vs. Las Vegas in Week 3 was their highest since 7.06 vs. Green Bay on Dec. 19, 2010. It marked the 11th time under Bill Belichick that the Patriots have averaged at least six yards per carry in a single game.



PENALTY-FREE FOOTBALL

The Patriots committed an NFL-low 62 penalties in 2020, tied for sixth-fewest in a 16-game season.

FEWEST PENALTIES IN A 16-GAME SEASON

| Season | Team | Penalties |
|-------------|-----------------------------|-----------|
| 2012 | Atlanta Falcons | 55 |
| 2008 | New England Patriots | 57 |
| 2010 | Atlanta Falcons | 58 |
| 2007 | Seattle Seahawks | 59 |
| 1992 | New Orleans Saints | 60 |
| 2020 | New England Patriots | 62 |
| 2001 | New York Jets | 62 |
| 1991 | Miami Dolphins | 62 |

DEFENSE

- The Patriots defense scored two touchdowns in 2020. DB Devin McCourty returned an interception 43 yards for a score in Week 2 at Seattle and DL Deatrich Wise Jr. recovered a strip-sack fumble in the end zone for his first career TD in the Week 3 win vs. Las Vegas.
- The Patriots have scored 11 non-offensive touchdowns since the start of the 2019 season, most in the NFL during that span. In 2019, the Patriots had seven non-offensive touchdowns - two fumbles, two blocked punts, and three interceptions for touchdowns. The Patriots record for most non-offensive touchdowns in a single season is nine in 1961 and 2010.



PICKING OFF THE COMPETITION

The 2020 Patriots defense tied for the NFL lead with Miami, New Orleans, and Pittsburgh with 18 interceptions. The 2019 Patriots defense led the NFL with 25 interceptions; the team record of 31 interceptions was set in 1964.

A SHUTDOWN SHUTOUT

The Patriots earned their 29th shutout in franchise history and 12th under Bill Belichick in the 45-0 victory over the L.A. Chargers (12/6/20). New England has scored three 30-plus point road shutout wins over the last two seasons: a 43-0 win at Miami (9/15/19), a 33-0 win at N.Y. Jets (10/21/19) and the 45-0 victory over the Chargers in Week 13.

SPECIAL TEAMS

BAILEY REALLY BOOTED IT IN 2020

Jake Bailey's punting in 2020 allowed a total of 71 punt return yards on 12 returns. It marked the fewest punt return yards allowed by the Patriots in team history and the sixth-fewest punt return yards allowed in a season in NFL history. The 12 punt returns allowed were second in NFL and team history, behind the 11 by New England in 2008.

FEWEST PR YARDS ALLOWED IN A 16-GAME SEASON

| Season | Team | PR Yards Allowed |
|-------------|--------------------|------------------|
| 2020 | New Orleans | 46 |
| 2008 | Atlanta | 49 |
| 1991 | Buffalo | 53 |
| 1997 | Atlanta | 55 |
| 2018 | New Orleans | 60 |
| 2020 | New England | 71 |

FEWEST PR YARDS ALLOWED IN TEAM HISTORY

| Season | PR Yards Allowed |
|-------------------|------------------|
| 2020 | 71 |
| 2007..... | 75 |
| 2017..... | 105 |
| 2001..... | 124 |
| 2016..... | 134 |
| 1973..... | 152 |

FEWEST PUNT RETURNS ALLOWED IN A 16-GAME SEASON

| Season | Team | Punt Returns Allowed |
|-------------|--------------------|----------------------|
| 2008 | New England | 11 |
| 2020 | New England | 12 |
| 2018 | New Orleans | 12 |
| 2018 | L.A. Rams | 12 |
| 2007 | New England | 14 |

A SPECIAL NIGHT FOR SCORING

The Patriots scored two touchdowns on special teams at the L.A. Chargers on Dec. 6. WR Gunner Olszewski scored on a 70-yard punt return and DB Cody Davis blocked a field goal that was returned 44 yards for a touchdown by DB Devin McCourty. It marked the third game under Bill Belichick and fifth time since the 1970 AFL-NFL merger that the Patriots have scored twice on special teams. Both special teams scores occurred in the second quarter, the second time in team history that has occurred. New England also scored multiple special teams touchdowns in a single quarter at Baltimore on Nov. 23, 1980 (4th Quarter).

MULTIPLE ST SCORES IN A GAME UNDER BELICHICK

The Patriots also scored two special teams touchdowns at Chicago (10/21/18) with a 95-yard kickoff return by WR Cordarrelle Patterson and a 29-yard return of a blocked punt by LB Kyle Van Noy.

On Oct. 4, 2010, at Miami, WR Brandon Tate returned a kickoff 103 yards for a score and CB Kyle Arrington returned a blocked field goal 35 yards for a touchdown.



PATRIOTS TEAM NOTES

A RARE OCCURRENCE

In the Week 13 win over the L.A. Chargers (12/6), the Patriots became the sixth team in NFL history with both a punt returned for a touchdown and a blocked field goal returned for a touchdown in the same game. It was the first such occasion since Baltimore in Week 12 of the 2015 season.

ARCHIVED TEAM NOTES

TWO DECADES OF DOMINANCE

The Patriots finished the 2010s with 125 regular season and 16 postseason wins (141 total), the most ever in a single decade.

TEAMS OF THE DECADES

| Team | Years | Reg. Season | Postseason | Total |
|---------------|---------|---------------|-------------|---------------|
| New England | 2010-19 | 125-35 (.781) | 16-7 (.696) | 141-42 (.770) |
| New England | 2000-09 | 112-48 (.700) | 14-4 (.778) | 126-52 (.708) |
| Indianapolis | 2000-09 | 115-45 (.719) | 9-8 (.529) | 124-53 (.701) |
| San Francisco | 1990-99 | 113-47 (.706) | 9-7 (.563) | 122-54 (.693) |

TRIUMPH IN THE 2000S

The Patriots record of 274-103 (.727) since Bill Belichick became head coach in 2000 is the best in the NFL over that span.

BEST RECORDS SINCE 2000 (INCLUDING POSTSEASON)

| Team | W | L | T | Pct. |
|--------------|-----|-----|---|------|
| New England | 274 | 103 | 0 | .727 |
| Pittsburgh | 232 | 128 | 2 | .644 |
| Green Bay | 224 | 138 | 2 | .618 |
| Indianapolis | 221 | 142 | 0 | .609 |
| Baltimore | 217 | 146 | 0 | .598 |

AFC EAST SUPREMACY

The New England Patriots own a 94-28 (.770) record in regular season AFC East games since the beginning of the 2001 season, compiling the best intra-division record of any team in the NFL.

NFL'S TOP DIVISIONAL RECORDS SINCE 2001

| Team | W | L | T | Pct. |
|--------------|----|----|---|------|
| New England | 94 | 28 | 0 | .770 |
| Pittsburgh | 86 | 37 | 1 | .698 |
| Green Bay | 83 | 37 | 2 | .688 |
| Indianapolis | 83 | 39 | 0 | .680 |

AFC EAST DIVISIONAL RECORDS SINCE 2001

| Team | W | L | T | Pct. | Div. Titles | Years |
|-------------|----|----|---|------|-------------|--------------------|
| New England | 94 | 28 | 0 | .770 | 17 | 2001, 03-07, 09-19 |
| Miami | 52 | 70 | 0 | .426 | 1 | 2008 |
| N.Y. Jets | 50 | 72 | 0 | .410 | 1 | 2002 |
| Buffalo | 49 | 73 | 0 | .402 | 1 | 2020 |

The New England Patriots have won 16 division titles and have 16 playoff berths since realignment in 2002, most in the NFL.

MOST DIVISION TITLES SINCE 2002 REALIGNMENT

| Team | Division Titles | Playoff Berths |
|--------------|-----------------|----------------|
| New England | 16 | 16 |
| Green Bay | 11 | 14 |
| Indianapolis | 9 | 14 |
| Seattle | 9 | 14 |
| Pittsburgh | 9 | 12 |
| Philadelphia | 8 | 11 |

MOST DIVISION TITLES IN A DECADE

The New England Patriots won 10 division titles in the 2010s, the most ever by a team in a single decade. The Patriots also won 11 straight division crowns overall from 2009-19, an NFL record.

MOST DIVISION TITLES IN A DECADE

| Team | Decade | Division Titles |
|---------------|---------|-----------------|
| New England | 2010-19 | 10 |
| Minnesota | 1970-79 | 8 |
| New England | 2000-09 | 7 |
| San Francisco | 1980-89 | 7 |
| Dallas | 1970-79 | 7 |
| L.A. Rams | 1970-79 | 7 |
| Pittsburgh | 1970-79 | 7 |
| Cleveland | 1950-58 | 7 |

ALL-TIME WINNING SEASONS

The Patriots have 34 seasons since the 1970 merger in which the team has finished above .500, second only to the Pittsburgh Steelers (37). New England also had 19 consecutive winning seasons from 2001-19, the second longest streak in NFL history.

MOST WINNING SEASONS SINCE THE 1970 MERGER

| Team | Seasons |
|-------------|---------|
| Pittsburgh | 37 |
| New England | 34 |
| Dallas | 33 |
| Minnesota | 31 |
| Miami | 31 |
| Denver | 29 |

MOST WINNING SEASONS SINCE 2001

| Team | Seasons |
|--------------|---------|
| New England | 19 |
| Pittsburgh | 15 |
| Green Bay | 15 |
| Seattle | 15 |
| Baltimore | 14 |
| Indianapolis | 14 |
| Philadelphia | 13 |

MOST CONSECUTIVE SEASONS AT .500

MOST CONSECUTIVE SEASONS WITH A .500 RECORD OR BETTER

| Team | Seasons | Consecutive Seasons |
|-------------|---------|---------------------|
| Dallas | 1965-85 | 21 |
| New England | 2001-19 | 19 |
| Cleveland | 1957-73 | 17 |

17 STRAIGHT 10-WIN SEASONS

New England reached at least 10 regular season wins for 17 consecutive seasons (2003-19), most in the NFL since the 1970 merger.

MOST CONSECUTIVE 10-WIN SEASONS

| Team | Years | Consec. Seasons w/10+ Wins |
|---------------|---------|----------------------------|
| New England | 2003-19 | 17 |
| San Francisco | 1983-18 | 16 |
| Indianapolis | 2002-10 | 9 |
| Dallas | 1975-81 | 7 |



PATRIOTS TEAM NOTES

TEN STRAIGHT 11-WIN SEASONS

The Patriots won 11 games 21 times in team history, including an NFL-record 10 consecutive seasons from 2010-19. The Patriots have had 11 or more wins 16 times in Robert Kraft's 26 seasons of ownership after having only four 11-win seasons prior to Kraft purchasing the team (1976, '78, '85 & '86).

MOST 11-WIN SEASONS SINCE 1970 MERGER

| Team | 11+ Win Seasons |
|--------------------|-----------------|
| New England..... | 21 |
| Pittsburgh..... | 18 |
| Dallas..... | 17 |
| San Francisco..... | 16 |
| Denver..... | 15 |

MOST CONSECUTIVE 11-WIN SEASONS

| Team | Years | Consec. Seasons w/11+ Wins |
|--------------------|---------|----------------------------|
| New England..... | 2010-19 | 10 |
| Indianapolis..... | 2003-09 | 7 |
| Dallas..... | 1976-81 | 6 |
| San Francisco..... | 1994-98 | 5 |

SEASONS WITH A DOZEN W'S

The Patriots have 13 seasons of 12 or more wins since 1970, second-most in the NFL over that span.

MOST 12-WIN SEASONS SINCE 1970 MERGER

| Team | 12+ Win Seasons |
|--------------------|-----------------|
| San Francisco..... | 14 |
| New England..... | 13 |
| Dallas..... | 12 |
| Denver..... | 11 |
| Pittsburgh..... | 11 |

FLOATING ABOVE .500

Since 2001, the New England Patriots have held a record below .500 for only 23 weeks, fewest in the NFL over that span.

FEWEST WEEKS UNDER .500 SINCE 2001

| Team | Weeks Under .500 |
|------------------|------------------|
| New England..... | 23 |
| Pittsburgh..... | 63 |
| Baltimore..... | 67 |
| Green Bay..... | 70 |
| Denver..... | 89 |

MOST WINS AMONG ORIGINAL AFL TEAMS

The Patriots have the most overall wins among the original eight AFL teams.

OVERALL VICTORY TOTAL OF ORIGINAL AFL TEAMS (INCLUDING PLAYOFFS)

| Team | W | L | T |
|---------------|-----|-----|----|
| New England | 556 | 425 | 9 |
| Denver | 511 | 453 | 10 |
| Kansas City | 510 | 445 | 12 |
| Las Vegas | 506 | 459 | 11 |
| L.A. Chargers | 471 | 480 | 11 |
| Tennessee | 468 | 497 | 6 |
| Buffalo | 454 | 504 | 8 |
| N.Y. Jets | 422 | 527 | 8 |

TOP 3 IN WINS SINCE 1960

Since the Patriots franchise began play in 1960, they have the third-most wins in professional football.

MOST WINS IN PRO FOOTBALL SINCE 1960 (INCLUDING PLAYOFFS)

| Team | W | L | T |
|----------------------|-----|-----|----|
| Pittsburgh Steelers | 568 | 413 | 10 |
| Dallas Cowboys | 561 | 426 | 6 |
| New England Patriots | 556 | 425 | 9 |
| Green Bay Packers | 554 | 416 | 15 |

NFL'S BEST AT HOME

Since Gillette Stadium opened in 2002, the Patriots own the NFL's best home record. The Patriots hold a 126-26 (.829) record at home in regular season games and a 145-30 (.829) record including playoffs. The Patriots are an NFL-best 189-54 at home since 1994, the year Robert Kraft purchased the team.

BEST HOME RECORDS SINCE 2002 (INCLUDING PLAYOFFS)

| Team | W | L | T | Pct |
|-------------|-----|----|---|------|
| New England | 145 | 30 | 0 | .829 |
| Pittsburgh | 116 | 47 | 1 | .710 |
| Seattle | 116 | 48 | 0 | .707 |

ROAD WARRIORS

Since the start of the 1994 season when Robert Kraft purchased the team, the Patriots have the best regular season road record in the NFL. New England has finished undefeated on the road twice (2007 and 2016).

BEST ROAD RECORDS SINCE 1994

| Team | W | L | T | Pct |
|--------------|-----|-----|---|------|
| New England | 132 | 84 | 0 | .611 |
| Pittsburgh | 120 | 95 | 1 | .558 |
| Green Bay | 112 | 104 | 0 | .519 |
| Indianapolis | 110 | 106 | 0 | .509 |

WINNING THE CLOSE ONES

Since 2001, New England owns the NFL's best record (including postseason) in games decided by three points or fewer. New England is 7-2 in those close games in the playoffs.

BEST RECORD IN GAMES DECIDED BY 3 POINTS OR FEWER SINCE 2001 (INCLUDING PLAYOFFS)

| Team | W | L | T | Win Pct |
|--------------|----|----|---|---------|
| New England | 44 | 20 | 0 | .688 |
| Indianapolis | 50 | 28 | 0 | .641 |
| Seattle | 47 | 34 | 1 | .579 |
| Denver | 43 | 35 | 0 | .551 |
| Tennessee | 46 | 38 | 0 | .548 |
| N.Y. Jets | 36 | 30 | 0 | .545 |
| New Orleans | 44 | 37 | 0 | .543 |



PATRIOTS TEAM NOTES

INTER-CONFERENCE RECORD

The New England Patriots own a 59-17 (.776) record vs. NFC teams since realignment in 2002, the best inter-conference record in the NFL during that time.

NFL'S BEST INTER-CONFERENCE RECORD SINCE 2002

| Team | W | L | T | Pct. |
|--------------|----|----|---|------|
| New England | 59 | 17 | 0 | .776 |
| Pittsburgh | 51 | 24 | 1 | .678 |
| Indianapolis | 49 | 27 | 0 | .645 |
| Baltimore | 47 | 29 | 0 | .618 |

MODEL OF CONSISTENCY

The New England Patriots have had only one head coach since 2000, showing a level of stability unparalleled in the AFC East.

HEAD COACHES IN AFC EAST SINCE 2000

| Team | Head Coaches |
|-------------|--------------|
| New England | 1 |
| N.Y. Jets | 6 |
| Buffalo | 10 |
| Miami | 10 |

OFFENSE

400-POINT SEASONS

The Patriots set an NFL record with 13 straight seasons of at least 400 total points (2007-19). The Chargers previously held the record by scoring at least 400 points in eight consecutive seasons from 2004-11. New Orleans has a current streak of 10 straight seasons with 400 points (2011-20).

PROTECTING THE BALL

Since 2008, the Patriots lead the NFL with 84 regular season games without turning the ball over. The Patriots are 73-11 in those games.

ZERO TURNOVER GAMES (SINCE 2008)

| | |
|---------------|----|
| New England | 84 |
| Green Bay | 81 |
| Kansas City | 69 |
| Seattle | 63 |
| Indianapolis | 60 |
| San Francisco | 59 |
| Baltimore | 58 |

BALL SECURITY PAYS OFF

Since 2001, the Patriots are an NFL-best 145-27 when not throwing an interception.

ZERO INT GAMES

| Team | Games with No Ints | W-L-T | Win Pct. |
|--------------|--------------------|----------|----------|
| New England | 172 | 145-27-0 | .844 |
| Kansas City | 159 | 109-50-0 | .686 |
| Green Bay | 158 | 128-28-2 | .815 |
| Seattle | 150 | 110-39-1 | .737 |
| Jacksonville | 145 | 82-63-0 | .566 |

RUSH TO VICTORY

Since 2000, New England is 53-3 in the regular season when a Patriot eclipses 100 yards rushing. The only losses during the Bill Belichick era came in a 29-28 loss at Miami (12/20/04) when Corey Dillon rushed for 121 yards, at Kansas City (10/05/20) when Damien Harris had 100 yards rushing in a 26-10 loss and a 24-21 defeat at Buffalo (11/01/20) when Harris had 102 yards rushing.

DEFENSE

FORCING THE ISSUE

The Patriots lead the NFL with a plus-228 turnover margin since 1994.

NFL TURNOVER MARGIN SINCE 1994

| | |
|-------------|------|
| New England | +228 |
| Kansas City | +161 |
| Green Bay | +117 |

SPECIAL TEAMS

MOST BLOCKED KICKS SINCE 2014

The Patriots lead the NFL lead with 20 blocked kicks since 2014.

| | |
|--------------|-----------------------------|
| New England | 20 (9 FGs, 3 XPs & 8 Punts) |
| Philadelphia | 19 |
| Denver | 16 |
| Miami | 16 |
| Baltimore | 15 |



PATRIOTS HOME DOMINANCE



REGULAR SEASON HOME RECORD SINCE 2002

| Team | W | L | T | Pct. |
|--------------|-----|----|---|------|
| New England | 126 | 26 | 0 | .829 |
| Baltimore | 111 | 41 | 0 | .730 |
| Pittsburgh | 109 | 42 | 1 | .720 |
| Green Bay | 108 | 42 | 2 | .717 |
| Seattle | 106 | 46 | 0 | .697 |
| Indianapolis | 106 | 46 | 0 | .697 |

HOME PLAYOFF RECORD SINCE 2002

| Team | W | L | Pct. |
|--------------------|-----------|----------|-------------|
| Seattle | 10 | 2 | .833 |
| San Francisco | 5 | 1 | .833 |
| New England | 19 | 4 | .826 |
| New Orleans | 7 | 2 | .778 |
| Indianapolis | 8 | 3 | .727 |

HOME RECORD SINCE 2002 (INCLUDING PLAYOFFS)

| Team | W | L | T | Pct. |
|-------------|-----|----|---|------|
| New England | 145 | 30 | 0 | .829 |
| Baltimore | 113 | 45 | 0 | .715 |
| Pittsburgh | 116 | 47 | 1 | .710 |
| Seattle | 116 | 48 | 0 | .707 |
| Green Bay | 115 | 47 | 2 | .707 |

HOME RECORD AFTER HALLOWEEN SINCE 2002 (INCLUDING PLAYOFFS)

| Team | W | L | T | Pct. |
|--------------|----|----|---|------|
| New England | 83 | 20 | 0 | .806 |
| Baltimore | 70 | 26 | 0 | .729 |
| Indianapolis | 71 | 28 | 0 | .717 |
| Pittsburgh | 68 | 28 | 1 | .706 |
| Seattle | 71 | 30 | 0 | .703 |

HOME RECORD VS. NFC SINCE 2002

| Team | W | L | T | Pct. |
|-------------|----|---|---|------|
| New England | 30 | 8 | 0 | .789 |
| Baltimore | 30 | 8 | 0 | .789 |
| Pittsburgh | 29 | 8 | 1 | .776 |

HOME RECORD VS. DIVISIONAL OPPONENTS SINCE 2002

| Team | W | L | T | Pct. |
|--------------|----|----|---|------|
| New England | 48 | 9 | 0 | .842 |
| Indianapolis | 44 | 13 | 0 | .772 |
| Pittsburgh | 43 | 14 | 0 | .754 |
| Green Bay | 40 | 15 | 2 | .719 |
| Seattle | 40 | 17 | 0 | .702 |

POINT DIFFERENTIAL AT HOME SINCE 2002 (INCLUDING PLAYOFFS)

| Team | Point Differential |
|-------------|--------------------|
| New England | 1,847 |
| Green Bay | 1,212 |
| Baltimore | 1,212 |
| Pittsburgh | 1,128 |
| Seattle | 1,107 |

POINTS ALLOWED PER GAME AT HOME SINCE 2002 (INCLUDING PLAYOFFS)

| Team | Point Average |
|--------------------|---------------|
| Baltimore | 17.0 |
| New England | 17.6 |
| Seattle | 19.0 |
| Pittsburgh | 19.2 |
| Philadelphia | 19.5 |
| Green Bay | 19.5 |

POINTS SCORED PER GAME AT HOME SINCE 2002 (INCLUDING PLAYOFFS)

| Team | Point Average |
|---------------|---------------|
| New England | 28.1 |
| New Orleans | 28.1 |
| Green Bay | 27.0 |
| Pittsburgh | 25.8 |
| Seattle | 25.7 |
| L.A. Chargers | 25.5 |



INSIDE THE NUMBERS

TEAM

2

Gunner Olszewski returned a punt for a touchdown and made a special teams tackle at L.A. Chargers (12/6/20), joining Julian Edelman (vs. Indianapolis on Nov. 18, 2012) as the only Patriots with a punt returned for a touchdown and a special teams tackle in the same game.

3

Julian Edelman had a 49-yard reception and a 33-yard reception at Seattle (9/20). It marked the third time in his career he had two 30-yard receptions in a single game. He also did it at Atlanta (9/29/13) and vs. Seattle (11/13/16).

11

J.C. Jackson led the NFL with 11 total takeaways (nine interceptions and two fumble recoveries) in 2020.

12

Jake Bailey's punting in 2020 allowed 12 returns, the second fewest punt returns allowed in a 16-game season in team history, behind the 11 by the 2008 Patriots.

14

Justin Bethel finished with a team-leading 14 special teams tackles and has now reached double-digit special teams tackles in each of his nine NFL seasons.

17

J.C. Jackson (17) is second behind Miami's Xavien Howard (18) for most interceptions since 2018.

17.3

Gunner Olszewski led the NFL and set a team record with a 17.3-yard punt return average in 2020 (20 returns for 346 yards).

19

The Patriots went 19 straight seasons (2001-19) without being swept in a series by a division opponent, the longest such streak since the 1970 NFL merger.

31 & 36

Bailey finished second in the NFL in 2020 with 31 punts inside the 20-yard line. That mark is also tied for second-most in team history with Lee Johnson (2000) and Ryan Allen (2015). Bailey set the franchise record with 36 punts inside the 20-yard line in 2019.

45.6

Jake Bailey led the NFL and set a team record in 2020 with a 45.6 net-yard punting average.

51

Nick Folk's 51-yard field goal at N.Y. Jets (11/09) and his 50-yarder vs. Arizona (11/29) are the longest game-winning field goals as time expired in Patriots history. The previous long was 48 yards by Adam Vinatieri in Super Bowl XXXVI vs. the Rams.

86

The Patriots have gone 86 straight games (regular and postseason) scoring in the first half, an NFL record. The Patriots also own the second-longest streak at 82 games with a first-half score (2006-11).

103-1

The Patriots are 103-1 all-time at Gillette Stadium in the regular season when leading at halftime.

414

Cam Newton has the most rushing first downs by a quarterback in NFL history with 414. Michael Vick is second with 343. His 55 rushing first downs in 2020 were second among all quarterbacks.

10,921

Devin McCourty has played the most defensive snaps of any player with 10,921 since he entered the NFL in 2010. Malcolm Jenkins (New Orleans and Philadelphia) is second with 10,817 defensive snaps.

ROBERT KRAFT

6

The number of Super Bowl championships the Patriots have won since Robert Kraft purchased the team in 1994. That mark is tied for most in Super Bowl history.

10

The number of conference championships the Patriots have won since Robert Kraft purchased the team in 1994, the NFL record for most conference championships as an owner.

19

The number of division championships won by the Patriots since Kraft purchased the team in 1994.

21

The number of playoff berths earned by the Patriots in the 27 seasons since Robert Kraft purchased the team.

48

The number of playoff games the Patriots have appeared in since 1994, the most in the NFL. Green Bay is second with 36.

331

The number of games the Patriots have won since Robert Kraft purchased the franchise in 1994. Prior to Kraft's ownership, the team had won 225 total games in its entire 34-year history from 1960-93.

BILL BELICHICK

3

Bill Belichick's 311 wins (regular season and playoffs combined) ranks third among all-time NFL head coaches.

4

Bill Belichick is the first head coach to lead his team to four 500-point seasons (2007, 10-12).

6

Bill Belichick has won six Super Bowls as a head coach, the most Super Bowl wins by a head coach in NFL history.

7

The number of 13-win seasons by Bill Belichick, the most among all NFL coaches.

9

Bill Belichick has the most conference championships by a head coach with nine.

12

Super Bowl LIII was Belichick's 12th Super Bowl overall, nine as a head coach and three as an assistant coach.

19

Bill Belichick led the Patriots to 19-straight seasons with a winning record (2001-19), second all-time behind Tom Landry, whose Dallas Cowboys accomplished the feat 20 straight seasons from 1966-85.

31

Bill Belichick has the most postseason victories by an NFL coach with 31. Tom Landry is second with 20 postseason wins.

50

Bill Belichick has won at least one game in 50 different stadiums, including the postseason.



BILL BELICHICK NEWS & NOTES



BELICHICK BY THE NUMBERS

46TH COACHING SEASON | 46TH NFL SEASON
21ST SEASON AS PATRIOTS HEAD COACH
26TH HEAD COACHING SEASON

SUPER BOWL WINS (8):

'86 | '90 | '01 | '03 | '04 | '14 | '16 | '18

CONFERENCE TITLES (12):

'86 | '90 | '96 | '01 | '03 | '04 | '07 | '11 | '14 | '16 | '17 | '18

DIVISION TITLES (24):

'75 | '78 | '86 | '89 | '90 | '96 | '98 | '01 | '03 | '04 | '05
 '06 | '07 | '09 | '10 | '11 | '12 | '13 | '14 | '15 | '16 | '17 | '18 | '19

CAREER RECORD: 311-148 (.678)

REGULAR SEASON: 280-136 (.673)

POSTSEASON: 31-12 (.721)

PATRIOTS RECORD: 274-103 (.727)

Bill Belichick is the only head coach in NFL history to win six Super Bowl titles. He won more regular season games (123) and more games overall (136) during a 10-year stretch (2002-11) than any other coach in NFL history. In 2007, Belichick led the Patriots to the fourth undefeated and untied regular season in NFL history and the first since the NFL established a 16-game schedule in 1978. His 46 consecutive years as an NFL coach are most in NFL history, passing the 45 by Dick LeBeau. The only other NFL coach with at least 40 consecutive NFL coaching seasons is Tom Moore with 41.



POINTS OF INTEREST

- Bill Belichick has an NFL-best six Super Bowl championships as a head coach, joining George Halas and Curly Lambeau as the only NFL coaches with six championships since the league began postseason play in 1933.
- Belichick is third all-time with 280 career regular season wins, behind Don Shula (328) and George Halas (318).
- Belichick has 311 victories (regular season and playoffs combined), third all-time behind Don Shula (347) and George Halas (324).
- Belichick's 17 division titles are the most by a head coach in NFL history. Don Shula and Tom Landry are second with 13 division crowns.
- Belichick led the Patriots to 19 straight winning seasons (2001-19), one behind Tom Landry with 20 (1966-85).
- Belichick has led his teams to 18 postseason berths as a head coach, tied with Tom Landry for second all-time, behind the 19 by Don Shula.

2020 ACCOMPLISHMENTS

- The 2020 season was Belichick's 46th consecutive NFL season as a coach, breaking a tie with Dick LeBeau, who coached in the NFL for 45 straight seasons.
- Belichick (459) coached in his 455th game at L.A. Chargers (12/06), moving past Tom Landry for the third-most games coached, behind the 526 by Don Shula and the 506 by George Halas.
- Belichick won his 244th regular season game as New England Patriots head coach in 2020, fourth-most for a head coach with a single team behind George Halas's 318 with Chicago, Don Shula's 257 with Miami and Tom Landry's 250 with Dallas.
- Belichick completed his 21st year as head coach of the New England Patriots in 2020 and is one of seven to serve as head coach for one team for at least 20 years.



BILL BELICHICK NEWS & NOTES

NINE CONFERENCE TITLES ARE THE MOST IN SUPER BOWL ERA

The 2018 AFC Championship was Bill Belichick's ninth conference championship, the most in NFL history during the Super Bowl era (since 1966).

MOST CONFERENCE CHAMPIONSHIPS BY A HEAD COACH IN SUPER BOWL ERA

| HEAD COACH | TEAM | # | SEASONS | SUPER BOWL APPEARANCES |
|----------------|-----------------|---|--|--|
| Bill Belichick | New England | 9 | 2001, 2003, 2004, 2007, 2011, 2014, 2016, 2017, 2018 | XXXVI, XXXVIII, XXXIX, XLII, XLVI, XLIX, LI, LII, LIII |
| Don Shula | Baltimore/Miami | 6 | 1968, 1971, 1972, 1973, 1982, 1984 | III, VI, VII, VIII, XVII, XIX |
| Tom Landry | Dallas | 5 | 1970, 1971, 1975, 1977, 1978 | V, VI, X, XII, XIII |
| Joe Gibbs | Washington | 4 | 1982, 1983, 1987, 1991 | XVII, XVIII, XXII, XXVI |
| Bud Grant | Minnesota | 4 | 1969, 1973, 1974, 1976 | IV, VII, IX, XI |
| Marv Levy | Buffalo | 4 | 1990, 1991, 1992, 1993 | XXV, XXVI, XXVII, XXVIII |
| Chuck Noll | Pittsburgh | 4 | 1974, 1975, 1978, 1979 | IX, X, XIII, XIV |
| Dan Reeves | Denver/Atlanta | 4 | 1986, 1987, 1989, 1998 | XXI, XXII, XXIV, XXIII |

THE SECOND HIGHEST WINNING PCT.

Bill Belichick's 311 career wins as a head coach are third-most in NFL history and his career winning percentage of .678 is second in NFL history.

TOP WINNING PERCENTAGE AMONG HEAD COACHES WITH AT LEAST 160 WINS (INCL. POSTSEASON)

| Head Coach | Team(s) | Years | W | L | T | Pct. |
|----------------|------------|------------------------------|-----|-----|----|------|
| George Halas | Chicago | 1920-29, 33-41, 46-55, 58-67 | 324 | 151 | 31 | .682 |
| Bill Belichick | CLE/NE | 1991-95, 2000-20 | 311 | 148 | 0 | .678 |
| Don Shula | BLT/MIA | 1963-95 | 347 | 173 | 6 | .666 |
| Curly Lambeau | GB/CHI/WAS | 1921-53 | 229 | 134 | 22 | .630 |

NOTE: Winning percentage calculated using current NFL rules, counting a tie as a half-win, half-loss.

MOVING ON UP

Bill Belichick ranks third all-time in NFL history with 311 career wins.

MOST WINS BY NFL COACHES (INCL. POSTSEASON)

| Head Coach | Team(s) | Years | W | L | T |
|----------------|------------|------------------------------|-----|-----|----|
| Don Shula | BLT/MIA | 1963-95 | 347 | 173 | 6 |
| George Halas | Chicago | 1920-29, 33-41, 46-55, 58-67 | 324 | 151 | 31 |
| Bill Belichick | CLE/NE | 1991-95, 2000-20 | 311 | 148 | 0 |
| Tom Landry | Dallas | 1960-88 | 270 | 178 | 6 |
| Andy Reid | PHI/GB | 1999-2020 | 238 | 145 | 1 |
| Curly Lambeau | GB/CHI/WAS | 1921-53 | 229 | 134 | 22 |

SUPER SUCCESS

Bill Belichick has won six Super Bowls, the most by a head coach.

MOST SUPER BOWL VICTORIES

| Head Coach | Team | Titles | Seasons |
|----------------|---------------|--------|-------------------------|
| Bill Belichick | New England | 6 | 2001, 03-04, 14, 16, 18 |
| Chuck Noll | Pittsburgh | 4 | 1974-75, 78-79 |
| Joe Gibbs | Washington | 3 | 1982, 87, 91 |
| Bill Walsh | San Francisco | 3 | 1981, 84, 88 |

NOTE: Sorted by most recent championship. Super Bowls have determined the NFL champion since 1966.

12 SUPER BOWL APPEARANCES

Super Bowl LIII was Bill Belichick's 12th career Super Bowl appearance, the most appearances by a coach who eventually became a head coach.

MOST SUPER BOWL APPEARANCES AS A HEAD COACH (INCLUDING YEARS AS AN ASSISTANT)

| | |
|----------------|---------------------------|
| Bill Belichick | 12 (nine as a head coach) |
| Dan Reeves | 7 (four as a head coach) |
| Don Shula | 6 (six as head coach) |
| Tom Landry | 5 (five as a head coach) |
| Chuck Noll | 5 (four as a head coach) |
| Marv Levy | 5 (four as a head coach) |

ELITE COMPANY

Bill Belichick joined George Halas and Curly Lambeau as the only coaches with six NFL championships.

HEAD COACHES WITH FOUR OR MORE NFL TITLES

| Coach | NFL Titles | Championship Teams |
|----------------|------------|---|
| Bill Belichick | 6 | New England (SB XXXVI, XXXVIII, XXXIX, XLIX, LI and LIII) |
| George Halas | 6 | Chicago (1921, 33, 40, 41, 46 & 63) |
| Curly Lambeau | 6 | Green Bay (1929, 30, 31, 36, 39 & 44) |
| Vince Lombardi | 5 | Green Bay (1961, 62, 65, SB I & II) |

POSTSEASON COACHING MARK

Bill Belichick coached in his NFL-record 37th postseason game in the 2017 AFC Divisional Playoff against Tennessee, moving past Tom Landry and Don Shula. He has now coached in 43 postseason games, the most in NFL history.

MOST POSTSEASON GAMES AS A HEAD COACH

| Head Coach | Team(s) | Games |
|----------------|--------------------------|-------|
| Bill Belichick | Cleveland/New England | 43 |
| Tom Landry | Dallas | 36 |
| Don Shula | Baltimore/Miami | 36 |
| Andy Reid | Philadelphia/Kansas City | 32 |
| Chuck Noll | Pittsburgh | 24 |
| Mike Holmgren | Green Bay/Seattle | 24 |
| Joe Gibbs | Washington | 24 |



BILL BELICHICK NEWS & NOTES

13 CONFERENCE CHAMPIONSHIP GAME APPEARANCES

Coach Belichick reached his 13th conference championship game as a head coach in 2018, extending his record for the most since the 1970 merger.

MOST CONFERENCE CHAMPIONSHIP GAMES AS A HEAD COACH

| Head Coach | Conference Championship Games |
|----------------------|-------------------------------|
| Bill Belichick | 13 |
| Tom Landry | 10 |
| Andy Reid | 8 |
| Don Shula | 7 |
| Chuck Noll | 7 |
| John Madden | 6 |
| Bill Cowher | 6 |

MOST POSTSEASON WINS

Coach Belichick earned his NFL-record 21st postseason victory after the Patriots defeated the Indianapolis Colts in the 2014 AFC Championship Game. He now has 31 career postseason victories.

MOST PLAYOFF WINS BY AN NFL HEAD COACH

| COACH | TEAM(s) | WINS |
|----------------------|------------------|------|
| Bill Belichick | CLE/NE | 31 |
| Tom Landry | Dallas | 20 |
| Don Shula | BLT/MIA | 19 |
| Andy Reid | KC/PHIL | 17 |
| Joe Gibbs | Washington | 17 |
| Chuck Noll | Pittsburgh | 16 |

BEST NFL POSTSEASON WIN PERCENTAGE (MINIMUM 10 GAMES)

| HEAD COACH | TEAM | W | L | PCT. |
|----------------|---------------|----|----|------|
| Vince Lombardi | GB/WAS | 9 | 1 | .900 |
| Tom Flores | Oakland | 8 | 3 | .727 |
| Bill Belichick | CLE/NE | 31 | 12 | .721 |
| Bill Walsh | San Francisco | 10 | 4 | .714 |
| Joe Gibbs | Washington | 17 | 7 | .708 |
| Jimmy Johnson | DAL/MIA | 9 | 4 | .692 |

POSTSEASON BERTHS

Bill Belichick has led his teams to 18 postseason berths, tied for second all-time among NFL head coaches.

NFL HEAD COACHES WITH THE MOST POSTSEASON BERTHS

| Head Coach | Postseason Appearances |
|----------------------|------------------------|
| Don Shula | 19 |
| Bill Belichick | 18 |
| Tom Landry | 18 |

DIVISION TITLES RECORD

Coach Belichick guided the Patriots to the AFC East title in 2019. His 17 division titles are the most by a head coach in NFL history. Don Shula and Tom Landry are second with 13 titles.

MOST CONSECUTIVE DIVISION TITLES

Coach Belichick is the first NFL coach to lead his team to 11 consecutive division titles, after claiming the AFC East crown in 2019. Paul Brown (1950-55), Tom Landry (1966-71), Bud Grant (1973-78) and Chuck Noll (1974-79) led their teams to six straight titles.

NFL COACHES WITH THE MOST CONSECUTIVE DIVISION TITLES

| Head Coach | Team | Consec. Div. Titles |
|----------------------|-------------------|---------------------|
| Bill Belichick | New England | 11 (2009-19) |
| Paul Brown | Cleveland | 6 (1950-55) |
| Tom Landry | Dallas | 6 (1966-71) |
| Bud Grant | Minnesota | 6 (1973-78) |
| Chuck Noll | Pittsburgh | 6 (1974-79) |

CAREER MILESTONE

Coach Belichick is the fourth NFL head coach to reach 250 career regular season victories. His 280 regular season wins are now third-most all-time.

MOST REGULAR SEASON WINS, NFL HEAD COACHES

| Head Coach | Team(s) | W | L | T |
|----------------|------------|-----|-----|----|
| Don Shula | BLT/MIA | 328 | 156 | 6 |
| George Halas | Chicago | 318 | 148 | 6 |
| Bill Belichick | CLE/NE | 280 | 136 | 0 |
| Tom Landry | Dallas | 250 | 162 | 6 |
| Curly Lambeau | GB/CHI/WAS | 226 | 132 | 22 |

CLIMBING THE WINS LADDER

Belichick has 244 career regular season wins with the Patriots, the fourth-most regular season wins with one team among head coaches.

NFL HEAD COACHES WITH THE MOST REGULAR SEASON WINS WITH ONE TEAM

| Coach | Team | W | L | T |
|----------------|-------------|-----|-----|----|
| George Halas | Chicago | 318 | 148 | 31 |
| Don Shula | Miami | 257 | 133 | 2 |
| Tom Landry | Dallas | 250 | 162 | 6 |
| Bill Belichick | New England | 244 | 92 | 0 |
| Curly Lambeau | Green Bay | 209 | 104 | 21 |

PATRIOTS RENAISSANCE

Once head coach Bill Belichick implemented his coaching design on the Patriots, his approach has given him the best record of any NFL head coach since 2001 (including the postseason).

NFL COACHES RECORDS SINCE 2001 (MINIMUM 40 GAMES)

| Coach | Team(s) | W | L | T | Pct. |
|----------------|---------------|-----|----|---|------|
| Bill Belichick | New England | 269 | 92 | 0 | .745 |
| Tony Dungy | TB/IND | 101 | 41 | 0 | .711 |
| Jim Harbaugh | San Francisco | 49 | 22 | 1 | .688 |
| Bill Cowher | Pittsburgh | 70 | 35 | 1 | .665 |
| Sean McVay | L.A. Rams | 46 | 24 | 0 | .657 |



BILL BELICHICK NEWS & NOTES

3X COACH OF THE YEAR

The Associated Press has named Bill Belichick the NFL's Coach of the Year in 2003, 2007 and 2010. He joined Don Shula (four-time winner) and Chuck Knox as the only three-time winners.

ABOVE THE CENTURY MARK

Bill Belichick has an overall record of 311-148, 163 games above the .500 mark. Belichick, Don Shula and George Halas are the only coaches with 100 more wins than losses.

COACHES WITH 100 OR MORE WINS THAN LOSSES

| Head Coach | Team(s) | W | L | T | Wins above .500 |
|----------------|---------|-----|-----|----|-----------------|
| Don Shula | BLT/MIA | 347 | 173 | 6 | 174 |
| George Halas | Chicago | 324 | 151 | 31 | 173 |
| Bill Belichick | CLE/NE | 311 | 148 | 0 | 163 |

500+ FOR 3 STRAIGHT YEARS

Coach Belichick became the first head coach in NFL history to lead his team to three straight 500-point seasons (2010-12) and four overall (2007-589, 2010-518, 2011-513 and 2012-557). St. Louis was the only other team to have done it three times (1999-526, 2000-540, 2001-503).

BILL BELICHICK'S 500-POINT SEASONS

| Season | Points Scored |
|-----------|---------------|
| 2007..... | 589 |
| 2010..... | 518 |
| 2011..... | 513 |
| 2012..... | 557 |

TWO DECADES WITH THE PATRIOTS

Bill Belichick completed his 21st year as head coach of the New England Patriots and is one of seven to coach one team for at least 20 years.

20 YEAR HEAD COACHES WITH ONE TEAM

| Head Coach | Years with Team |
|---------------------|---------------------|
| George Halas..... | 40 with Chicago |
| Curly Lambeau..... | 29 with Green Bay |
| Tom Landry..... | 29 with Dallas |
| Don Shula..... | 26 with Miami |
| Chuck Noll..... | 23 with Pittsburgh |
| Steve Owen..... | 23 with N.Y. Giants |
| Bill Belichick..... | 21 with New England |

BETTER THAN AVERAGE

Coach Belichick led the Patriots to 19 straight seasons with a winning record (2001-19), second all-time behind Tom Landry, whose Dallas Cowboys accomplished the feat 20 straight seasons.

MOST CONSECUTIVE SEASONS WITH A WINNING RECORD

| Head Coach | Team | Years |
|---------------------|------------------|--------------|
| Tom Landry..... | Dallas..... | 20 – 1966-85 |
| Bill Belichick..... | New England..... | 19 – 2001-19 |
| Curly Lambeau..... | Green Bay..... | 14 – 1934-47 |
| Curly Lambeau..... | Green Bay..... | 12 – 1921-32 |
| George Halas..... | Chicago..... | 10 – 1933-42 |
| John Madden..... | Oakland..... | 10 – 1969-78 |

DOUBLE-DIGIT WINS

Coach Belichick led New England to 17 consecutive seasons with at least 10 wins, an NFL record.

MOST CONSECUTIVE 10-WIN SEASONS

| Team | Years | Consec. Seasons w/10+ Wins |
|--------------------|--------------|----------------------------|
| New England..... | 2003-19..... | 17 |
| San Francisco..... | 1993-98..... | 16 |
| Indianapolis..... | 2002-10..... | 9 |
| Dallas..... | 1975-81..... | 7 |

DIVISIONAL SUCCESS

HIGHEST WIN PCT. VS. DIVISION OPPONENTS (SINCE 1970 - MINIMUM 60 GAMES)

| Head Coach | Team(s) | W | L | T | Win Pct. |
|----------------|------------|-----|----|---|----------|
| George Allen | LAR/WAS | 42 | 18 | 2 | .700 |
| Mike Tomlin | Pittsburgh | 58 | 25 | 1 | .696 |
| Bud Grant | Minnesota | 69 | 31 | 1 | .688 |
| Tom Landry | Dallas | 101 | 46 | 0 | .687 |
| Bill Belichick | CLE/NE | 111 | 51 | 0 | .685 |

MOST WINS VS. DIVISION OPPONENTS SINCE 1970

| Head Coach | Team(s) | Wins vs. Div. Opponents |
|---------------------------|--------------------|-------------------------|
| Don Shula..... | Miami..... | 132 |
| Bill Belichick..... | CLE/NE..... | 111 |
| Tom Landry..... | Dallas..... | 101 |
| Dan Reeves..... | DEN/NYG/ATL..... | 95 |
| Marty Schottenheimer..... | CLE/KC/SD/WAS..... | 95 |



PATRIOTS OFFENSIVE NOTES



WR JULIAN EDELMAN

2020 ACCOMPLISHMENTS

- In Week 1 vs. Miami, Edelman (620) joined Wes Welker (672) to become the second Patriot to reach 600 career receptions. Edelman now needs 53 more receptions to move past Welker.

- Set a single-game career high with 179 yards receiving on eight receptions at Seattle Week 2. His previous career-high was

151 receiving yards on eight receptions at Miami (1/1/17).

POINTS OF INTEREST

- Edelman is in fourth place on the Patriots career receiving yards list with 6,822 receiving yards. He needs 638 yards to move past Wes Welker (7,459) into third place in team history, behind the 7,861 yards by Rob Gronkowski and 10,352 by Stanley Morgan.
- Edelman entered 2020 in ninth place on the Patriots all-time list with 36 receiving touchdowns, behind Wes Welker (37), Irving Fryar (38), Jim Colclough (39).
- Edelman entered the 2020 season with 1,986 punt return yards in the regular season, third in team history to the 2,625 by Troy Brown and 2,055 by Irving Fryar.
- Edelman sits second in NFL history with 118 postseason receptions, behind Jerry Rice's 151 catches in the playoffs.
- Edelman is one of 15 NFL players with at least 1,000 career postseason receiving yards and his 1,442 postseason receiving yards are second all-time, behind the 2,245 playoff receiving yards by Jerry Rice.
- Edelman has accrued six postseason 100-yard receiving games, the most in New England history and tied with Michael Irvin and Travis Keckie for second all-time, behind the eight 100-yard receiving games by Jerry Rice.

CLIMBING THE FRANCHISE RANKS

Edelman is second in team history in receptions and fourth in receiving yards and all-purpose yards.

MOST RECEPTIONS IN PATRIOTS HISTORY (REGULAR SEASON)

| Player | Receptions |
|-----------------------------|------------|
| Wes Welker..... | 672 |
| Julian Edelman | 620 |
| Troy Brown..... | 557 |
| Stanley Morgan | 534 |
| Rob Gronkowski | 521 |

MOST RECEIVING YARDS IN PATRIOTS HISTORY (REGULAR SEASON)

| Player | Receiving Yards |
|-----------------------------|-----------------|
| Stanley Morgan | 10,352 |
| Rob Gronkowski | 7,861 |
| Wes Welker..... | 7,459 |
| Julian Edelman | 6,822 |
| Troy Brown..... | 6,366 |

MOST ALL-PURPOSE YARDS IN PATRIOTS HISTORY (REGULAR SEASON)

| Player | All-Purpose Yards |
|----------------------------|-------------------|
| Kevin Faulk | 12,339 |
| Stanley Morgan | 11,468 |
| Troy Brown..... | 11,128 |
| Julian Edelman..... | 9,869 |
| Wes Welker..... | 9,070 |

HAS THE MOST RUSHING ATTEMPTS (58) AND RUSHING YARDS (413) BY A PATRIOTS WIDE RECEIVER.

4TH IN TEAM HISTORY WITH 6,822 RECEIVING YARDS.

3

1,000 YARD SEASONS

2

100 CATCH SEASONS

2ND

IN TEAM HISTORY WITH 620 RECEPTIONS, BEHIND THE 672 RECEPTIONS BY WES WELKER.

IN NFL POSTSEASON HISTORY WITH 118 RECEPTIONS FOR 1,442 YARDS TO JERRY RICE (151-2,245).



MVP

10 RECEPTIONS FOR 141 YARDS



TWO 100-RECEPTION SEASONS

Julian Edelman notched his second career 100-reception season in 2019, joining Wes Welker as the only other Patriot with multiple 100-reception seasons.

MOST 100-RECEPTION SEASONS/PATRIOTS HISTORY

| Player | 100-Catch Seasons |
|----------------------------|-------------------|
| Wes Welker..... | 5 |
| Julian Edelman..... | 2 |
| Troy Brown..... | 1 |

100 RECEPTION SEASONS IN PATRIOTS HISTORY

| Player | Season | Receptions |
|-----------------------------|-------------------|------------|
| Wes Welker | 2009 | 123 |
| Wes Welker | 2011 | 122 |
| Wes Welker | 2012 | 118 |
| Wes Welker | 2007..... | 112 |
| Wes Welker | 2008 | 111 |
| Julian Edelman | 2013 | 105 |
| Troy Brown | 2001 | 101 |
| Julian Edelman | 2019 | 100 |

VERY RECEPTIVE

Julian Edelman has averaged 6.2 receptions per game since 2013, fifth-highest average in the NFL over that span.

| Player | Team(s) | Receptions Per Game |
|----------------------------|--------------------------|---------------------|
| Michael Thomas | New Orleans | 7.3 |
| Antonio Brown | Pitt/NE/TB | 7.3 |
| Julio Jones | Atlanta | 6.7 |
| Christian McCaffrey | Carolina..... | 6.3 |
| Keenan Allen | SD/L.A. Chargers | 6.2 |
| Julian Edelman..... | New England | 6.2 |



PATRIOTS OFFENSIVE NOTES

STREAKING RECEIVER

CONSECUTIVE GAMES WITH AT LEAST ONE RECEPTION

| Player | Team(s) | Consec. Games |
|-----------------------|--------------------|---------------|
| Larry Fitzgerald | Arizona | 256 |
| Antonio Brown | PIT/NE/TB | 137 |
| Julio Jones | Atlanta | 127 |
| Golden Tate | SEA/DET/PHI/NYG | 127 |
| DeAndre Hopkins | HOU/ARZ | 126 |
| Travis Kelce | Kansas City | 110 |
| Jarvis Landry | MIA/CLE | 110 |
| Marvin Jones | CIN/DET | 97 |
| Julian Edelman | New England | 92 |

EDELMAN ECLIPSES 1,000 YARDS RECEIVING

Edelman became the 10th Patriots player to register a 1,000-yard receiving season in 2013. He now has three such seasons after tallying 1,106 receiving yards in 2016 and 1,117 yards in 2019.

1,000-YARD RECEIVING SEASONS IN PATRIOTS HISTORY

| Player | Season | Yards |
|-----------------------|-------------|--------------|
| Wes Welker | 2011 | 1,569 |
| Randy Moss | 2007 | 1,493 |
| Stanley Morgan | 1985 | 1,491 |
| Wes Welker | 2012 | 1,354 |
| Wes Welker | 2009 | 1,348 |
| Rob Gronkowski | 2011 | 1,327 |
| Randy Moss | 2009 | 1,264 |
| Troy Brown | 2001 | 1,199 |
| Rob Gronkowski | 2015 | 1,176 |
| Wes Welker | 2007 | 1,175 |
| Ben Coates | 1994 | 1,174 |
| Wes Welker | 2008 | 1,165 |
| Terry Glenn | 1999 | 1,147 |
| Terry Glenn | 1996 | 1,132 |
| Rob Gronkowski | 2014 | 1,124 |
| Julian Edelman | 2019 | 1,117 |
| Julian Edelman | 2016 | 1,106 |
| Rob Gronkowski | 2017 | 1,084 |
| Brandin Cooks | 2017 | 1,082 |
| Julian Edelman | 2013 | 1,056 |
| Stanley Morgan | 1981 | 1,029 |
| Irving Fryar | 1991 | 1,014 |
| Harold Jackson | 1979 | 1,013 |
| Randy Moss | 2008 | 1,008 |
| Stanley Morgan | 1979 | 1,002 |

THREE 1,000-YARD RECEIVING SEASONS

Edelman had his third career 1,000-yard receiving season in 2019. He joined Wes Welker (5), Rob Gronkowski (4), Randy Moss (3) and Stanley Morgan (3) as the only Patriots with at least three 1,000-yard receiving seasons.

MOST 1,000-YARD RECEIVING SEASONS/PATRIOTS HISTORY

| Player | 1,000-Yard Seasons |
|-----------------------|--------------------|
| Wes Welker | 5 |
| Rob Gronkowski | 4 |
| Julian Edelman | 3 |
| Stanley Morgan | 3 |
| Randy Moss | 3 |

PERFECT PASSER RATING

Edelman has completed 7-of-8 passing attempts for 179 yards with two touchdowns and a perfect 158.3 passer rating in his career (including playoffs). Against Denver on Oct. 18, 2020, he joined RB Andy Johnson (Sept. 6, 1981 vs. Baltimore) and RB Dick Christy (Nov. 18, 1960 vs. Dallas Texans) as the three Patriots non-quarterbacks who have completed two passes in a game.

EDELMAN PASSES – REGULAR SEASON

- Nov. 4, 2018 vs. Green Bay - 1-for-1 37 yards to James White
- Nov. 11, 2018 at Tennessee - 1-for-1 for 6 yards to Tom Brady
- Sept. 8, 2019 vs. Pittsburgh - 1-for-1 for 32 yards to James White
- Nov. 17, 2019 at Philadelphia - 1-for-1 for a 15-yard touchdown to Phillip Dorsett
- Oct. 18, 2020 vs. Denver - 2-for-2 for 38 yards (22 yards to James White and 16 yards to Cam Newton)

EDELMAN PASSES – POSTSEASON

- Jan. 10, 2015 vs. Baltimore - 1-for-1 for a 51-yard touchdown to Danny Amendola
- Feb. 5, 2017 vs. Atlanta - 0-for-1 on an intended pass to Dion Lewis

EDELMAN IN A RUSH

Edelman has 58 rushing attempts for 413 yards, the most rushing attempts and rushing yards by a wide receiver in Patriots history.

MOST RUSHING ATTEMPTS & RUSHING YARDS BY A PATRIOTS WIDE RECEIVER

| Player | Rush Attempts | Player | Rushing Yards |
|-----------------------|---------------|-----------------------|---------------|
| Julian Edelman | 58 | Julian Edelman | 413 |
| Cordarrelle Patterson | 42 | Darryl Stingley | 244 |
| Irving Fryar | 35 | Cordarrelle Patterson | 228 |
| Troy Brown | 29 | Irving Fryar | 188 |
| Darryl Stingley | 28 | Troy Brown | 178 |

ANOTHER TEAM RECORD

Edelman had a 47-yard rush vs. Indianapolis (11/18/12). It is the longest run by a Patriots receiver, topping Troy Brown's 35-yard run vs. Tampa Bay (09/03/00) and Terry Glenn's 35-yarder vs. Kansas City (12/04/00).

FROM STANDOUT QB TO WR

Edelman began his college football career with a year at the College of San Mateo (Calif.) before transferring to Kent State, where, as a senior, he completed 56 percent of his passes (153-of-275 for 1,820 yards) with 13 touchdowns. He was also the team's leading rusher, gaining 1,551 yards on 215 attempts (an average of 7.5 yards per carry) and scoring 13 touchdowns. His offensive numbers broke Kent State's single-season record for total offense set by Joshua Cribbs in 2003.

"He played the quarterback position in college at Kent State and all the positions really that he's played in the NFL – covering kicks, returning kicks, slot receiver, outside receiver, slot defender – he didn't do any of those things in college. I think that really speaks to his versatility and how much he's grown as a player and how many things he's learned how to do that he really didn't have much experience with in college. I'd say that's pretty unusual, especially to be as competent in them as he is," said Bill Belichick.

FATHERLY ADVICE

If there is one thing Julian Edelman has never lacked, it is athletic ability. A dual-threat quarterback at Kent State and former baseball standout in high school, Edelman once wowed Toronto Blue Jays players with his impressive footwork while fielding ground balls in an appearance at batting practice in 2011.

This natural ability may have been overlooked by NFL scouts, who let him fall to the Patriots in the seventh round of the 2009 NFL Draft. Edelman remains focused on the lessons his father, Frank Edelman, taught him at a young age. "I'm still constantly trying to learn," Edelman told the *Boston Herald*. "My dad always put it in my head, when you're green, you're growing, when you're ripe, you're lost. When you're done learning, you're done."

EDELMAN PLAYOFF NOTES

SUPER BOWL MVP

Edelman was named Most Valuable Player of Super Bowl LIII vs. the L.A. Rams after finishing with 10 receptions for 141 yards. He became the seventh wide receiver to win Super Bowl MVP honors and the second Patriots wide receiver to win the award. Deion Branch was named MVP of Super Bowl XXXIX.

INCHING CLOSER TO THE TOP

Edelman ranks second all-time in NFL postseason history with 118 receptions. He also ranks second all-time in postseason receiving yards and is one of 15 players with at least 1,000 career playoff receiving yards. He is the Patriots all-time playoff leader with 118 receptions and 1,442 receiving yards.

MOST POSTSEASON RECEPTIONS IN NFL HISTORY

| | |
|----------------------------|------------|
| Jerry Rice | 151 |
| Julian Edelman..... | 118 |
| Reggie Wayne..... | 93 |
| Rob Gronkowski | 89 |

MOST POSTSEASON RECEIVING YARDS IN NFL HISTORY

| | |
|----------------------------|--------------|
| Jerry Rice | 2,245 |
| Julian Edelman..... | 1,442 |
| Michael Irvin | 1,315 |
| Cliff Branch | 1,289 |
| Rob Gronkowski | 1,273 |

MOST POSTSEASON RECEPTIONS IN PATRIOTS HISTORY

| | |
|----------------------------|------------|
| Julian Edelman..... | 118 |
| Rob Gronkowski | 81 |
| Wes Welker..... | 69 |
| Troy Brown..... | 58 |
| Danny Amendola..... | 57 |

MOST POSTSEASON RECEIVING YARDS IN PATRIOTS HISTORY

| | |
|----------------------------|--------------|
| Julian Edelman..... | 1,442 |
| Rob Gronkowski | 1,163 |
| Deion Branch | 852 |
| Danny Amendola..... | 709 |
| Troy Brown..... | 694 |

CAREER PERFORMANCES


Edelman has six 100-yard playoff receiving games, including two in the Super Bowl. He is tied with Michael Irvin with six 100-yard post-season games, behind the eight by Jerry Rice.

MOST 100-YARD RECEIVING GAMES IN PLAYOFF HISTORY

| |
|--|
| 8 Jerry Rice – 29 postseason games played |
| 6 Julian Edelman – 18 postseason games played |
| 6 Michael Irvin – 16 postseason games played |
| 6 Travis Kelce - 12 postseason games played |
| 5 Travis Kelcie - 11 postseason games played |
| 5 John Stallworth – 18 postseason games played |
| 5 Andre Reed – 21 postseason games played |
| 5 Hines Ward – 18 postseason games played |
| 5 Larry Fitzgerald – 9 postseason games played |
| 5 Antonio Brown – 10 postseason games played |

MOST 100-YARD RECEIVING GAMES IN PATRIOTS PLAYOFF HISTORY

| | |
|----------------------------|----------|
| Julian Edelman..... | 6 |
| Rob Gronkowski | 4 |
| Deion Branch | 4 |
| Wes Welker..... | 3 |



RB DAMIEN HARRIS

BETTER THAN AVERAGE

Damien Harris averaged 5.04-yards per carry (137 rushing attempts for 691 yards) in 2020. Four other Patriots have finished with at least a 5.0-yard average (minimum 100 attempts) in a single season. Harris finishes 2020 with the fourth-highest single-season rushing average in team history.

HIGHEST RUSH AVERAGE IN A SEASON/PATRIOTS HISTORY (MINIMUM 100 ATTEMPTS)

| Player | Season | Attempts | Yards | Average |
|----------------------|-------------|------------|------------|-------------|
| Don Calhoun | 1976 | 129 | 721 | 5.59 |
| Mosi Tatupu | 1983 | 106 | 578 | 5.45 |
| LeGarrette Blount | 2013 | 153 | 772 | 5.05 |
| Damien Harris | 2020 | 137 | 691 | 5.04 |
| Carl Garrett | 1969 | 137 | 691 | 5.04 |



G SHAQ MASON

A FAMOUS NAMESAKE

A noted sports fan and basketball enthusiast, Shaq's mother, Alicia McGuire, named him Shaquille Olajuwon Mason in 1993 after her two favorite NBA stars at the time, Shaquille O'Neal and Hakeem Olajuwon. The Tennessee native had the opportunity to meet one of his namesakes at a Memphis Grizzlies game while

O'Neal was a member of the Miami Heat, receiving a special meet-and-greet and having his jersey signed.

**HELLO
MY NAME IS**



WR JAKOBI MEYERS

MEYERS USING HIS ARM

WR Jakobi Meyers threw two touchdown passes in 2020. He completed a 24-yard touchdown pass to RB Rex Burkhead vs. Baltimore (11/15) and a 19-yard touchdown pass to QB Cam Newton vs. N.Y. Jets (1/3). Overall, Patriots wide receivers completed four passes in 2020. WR Julian Edelman also completed two passes. The four pass completions by wide receivers are the most in team history. They had two in 1979, '80, '18 and '19.



PATRIOTS OFFENSIVE NOTES

MEYERS MAKES HIS MARK

Meyers has the most receptions and receiving yards for any undrafted player who signed with the Patriots as an undrafted free agent.

MOST RECEPTIONS & YARDS BY AN UNDRAFTED PATRIOT

| Player | Seasons | Rec. | Yds | Avg. | TDs |
|--------------------|-------------|------|-------|------|-----|
| Jakobi Meyers | 2019-20 | 85 | 1,088 | 12.8 | 0 |
| Brandon Bolden | 2012-17, 19 | 56 | 484 | 8.6 | 3 |
| Will Moore | 1995-96 | 46 | 539 | 11.7 | 1 |
| Ray Crittenden | 1993-94 | 44 | 672 | 15.3 | 4 |
| Kenbrell Thompkins | 2013-14 | 38 | 519 | 13.7 | 4 |

MOST RECEPTIONS & YARDS BY AN UNDRAFTED PATRIOT (SINGLE SEASON)

| Player | Season | Rec. | Yds | Avg. | TDs |
|--------------------|--------|------|-----|------|-----|
| Jakobi Meyers | 2020 | 59 | 729 | 12.4 | 0 |
| Will Moore | 1995 | 43 | 502 | 11.7 | 1 |
| Kenbrell Thompkins | 2013 | 32 | 466 | 14.6 | 4 |
| Ray Crittenden | 1994 | 28 | 379 | 13.5 | 3 |
| Jakobi Meyers | 2019 | 26 | 359 | 13.8 | 0 |

MULTIPLE TDS FROM JAKOBI

Meyers (two touchdown passes) became the third Patriots wide receiver to throw a touchdown pass under head coach Bill Belichick. David Patten threw a 60-yard touchdown pass on Oct. 21, 2001, at Indianapolis and WR Julian Edelman threw a 15-yard touchdown pass to WR Phillip Dorsett at Philadelphia on Nov. 17, 2019.

A SPECIAL BIRTHDAY PERFORMANCE

Meyers set career highs on his 24th birthday (11/09/20) with 12 receptions for 169 yards in a win over the New York Jets. His previous career highs were six receptions in Week 8 at Buffalo and 74 yards receiving vs. Dallas on Nov. 24, 2019. The 12 receptions were the most by a Patriot since Julian Edelman caught 13 passes at Miami on Dec. 15, 2013.

POSITIONAL SWITCH AND A CHANCE MEETING

Jakobi Meyers and Cam Newton are teammates now, but the wide receiver and former quarterback looked up to Newton and had a chance meeting with him while at an impressionable age. "When I was younger in high school, I made [Newton's] 7-on-7 team – his all-star team – and we traveled to Florida to play in a league," Meyers said. "We ended up losing, but it was still a great experience. It was a good experience to meet Cam when I was very young. A lot of guys where I come from look up to him, so that was definitely a once-in-a-lifetime opportunity for me."

JAKOBI JOINS ELITE CLUB

Meyers, who threw touchdown passes in Weeks 10 and 17, became the fourth wide receiver with two touchdown passes in a single season in the Super Bowl era, joining Rod Gardner (2003), Antwaan Randle El (2010) and Odell Beckham Jr. (2018).



RB SONY MICHEL

POINT OF INTEREST

- The Patriots are 11-1 in games when Michel scores a touchdown.

ROOKIE RUSHING SURGE

RB Sony Michel finished his rookie season in 2018 with 931 yards rushing. It is the most by a rookie running back under Bill Belichick, surpassing the 745 rushing yards by Lawrence Maroney in 2006.

HIGH AVERAGE I

Michel had a 13.0-yard rushing average on nine attempts for 177 yards Week 3 vs. Las Vegas (9/27), marking the highest single-game average for a Patriots running back with at least nine rushing attempts.

HIGHEST RUSHING AVERAGE/SINGLE GAME (Minimum 9 Attempts)

Sony Michel – 13.0 – vs. Las Vegas (09/27/20)

Larry Garron – 11.6 – vs. Buffalo (10/22/61)

Sam Cunningham – 11.4 at Buffalo (10/20/74)

HIGH AVERAGE II

Three Patriots Players have rushed for at least 100 yards and averaged at least 13 yards per carry in a single game:

- QB Steve Grogan** rushed seven times for 103 yards (14.7 avg.) vs. the N.Y. Jets (10/18/76).
- RB Robert Weathers** totaled six rushing attempts for 100 yards (16.7 avg.) vs. Baltimore Colts (9/4/83).
- RB Sony Michel** ran for 117 yards on nine carries (13.0-yard average) vs. Las Vegas (9/27/20).

MICHEL GOES LONG (TWICE)

Michel ripped off a 38-yard run and a 48-yard run in the third quarter vs. Las Vegas (9/27), the two longest runs of his career. His previous long was a 34-yard touchdown run vs. Indianapolis (10/4/18).

SONY SETS ROOKIE PLAYOFF TD MARK

Michel set the NFL postseason record for most rushing touchdowns by a rookie in a single postseason with six. He finished second behind Terrell Davis (8) for most rushing touchdowns in a single postseason.

MOST POSTSEASON RUSH TDS BY A ROOKIE

| Player | Team | Season | Rush TDs |
|-------------------|---------------|--------|----------|
| Sony Michel | New England | 2018 | 6 |
| Leonard Fournette | Jacksonville | 2017 | 4 |
| Jamal Lewis | Baltimore | 2000 | 4 |
| William Floyd | San Francisco | 1994 | 4 |
| Tony Dorsett | Dallas | 1977 | 4 |
| Norm Standlee | Chicago | 1977 | 4 |

MOST RUSH TDS IN A SINGLE POSTSEASON

| Player | Team | Season | Rush TDs |
|---------------|---------------|--------|----------|
| Terrell Davis | Denver | 1997 | 8 |
| Sony Michel | New England | 2018 | 6 |
| Larry Csonka | Miami | 1973 | 6 |
| Franco Harris | Pittsburgh | 1974 | 6 |
| John Riggins | Washington | 1983 | 6 |
| Gerald Riggs | Washington | 1991 | 6 |
| Emmitt Smith | Dallas | 1995 | 6 |
| Ricky Watters | San Francisco | 1993 | 6 |

QB CAM NEWTON

2020 ACCOMPLISHMENTS

- Became the 48th QB in NFL history to reach 30,000 career passing yards vs. San Francisco (10/25) and is the only player in NFL history with 30,000 passing yards and 5,000 career rushing yards.
- Joined Michael Vick as the second QB in NFL history to reach 5,000 career rushing yards vs. Denver (10/18).
- Newton (12) scored double-digit rushing touchdowns for the third time in his career, becoming the only NFL quarterback to accomplish the feat in three separate seasons. He had an NFL record of 14 in 2011, 10 in 2015 and 12 in 2020, tying him with Steve Grogan (12 in 1976) for the most rushing TDs by a Patriots QB in a single season.



PATRIOTS OFFENSIVE NOTES

- Newton scored multiple rushing touchdowns in a game four times in 2020, the most in a single season by an NFL quarterback.
- Newton set a new franchise record for most rushing attempts (137) and yards (592) by a Patriots QB in a single season. Steve Grogan previously held the record with 81 rushing attempts for 539 yards in 1978.
- In the season-opener vs. Miami (9/13), Newton set a Patriots record for most rushing attempts in a single game by a QB with 15 attempts for 75 yards. The previous record was held by Steve Grogan, with 12 rushing attempts at Buffalo (11/20/77).
- Newton had a 49-yard rush vs. N.Y. Jets (1/3), the longest run in Patriots history by a quarterback. It was his eighth career run of over 40 yards and his longest since a 62-yard run vs. Minnesota (12/10/17).

RECORD-SETTING QB

In addition to owning the NFL record for career rushing touchdowns by a quarterback and sitting second for career rushing yards by a QB, Newton owns two additional QB records for most rushing first downs and most games with a passing and rushing touchdown.

MOST RUSHING FIRST DOWNS BY A QB IN NFL HISTORY

| Player | Rushing 1st Downs |
|--------------|-------------------|
| Cam Newton | 414 |
| Michael Vick | 343 |
| Steve McNair | 277 |

MOST GAMES WITH PASSING AND RUSHING TD IN NFL HISTORY

| Player | Games |
|----------------|-------|
| Cam Newton | 42 |
| Steve Young | 31 |
| Aaron Rodgers | 27 |
| Fran Tarkenton | 24 |

1ST

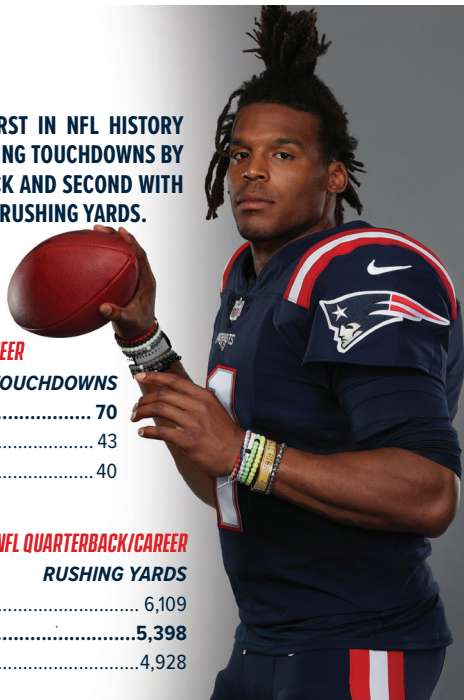
NEWTON IS FIRST IN NFL HISTORY WITH 70 RUSHING TOUCHDOWNS BY A QUARTERBACK AND SECOND WITH 5,398 CAREER RUSHING YARDS.

MOST RUSHING TOUCHDOWNS BY AN NFL QUARTERBACK/CAREER

| PLAYER | RUSHING TOUCHDOWNS |
|-------------|--------------------|
| CAM NEWTON | 70 |
| Steve Young | 43 |
| Jack Kemp | 40 |

MOST RUSHING YARDS BY AN NFL QUARTERBACK/CAREER

| PLAYER | RUSHING YARDS |
|--------------------|---------------|
| Michael Vick | 6,109 |
| CAM NEWTON | 5,398 |
| Randall Cunningham | 4,928 |



SEASONAL RUSHING RECORD

Newton set the NFL record for most rushing touchdowns by a quarterback in a single season with 14 in 2011, surpassing the 12 rushing touchdowns by former Patriots QB Steve Grogan in 1976. Newton is also the only NFL QB with three seasons of double-digit rushing touchdowns. He had 12 rushing touchdowns in 2020.

MOST RUSH TDS IN A SEASON BY A QB

| Player | Team | Season | Rush TDs |
|------------------|---------------|--------|----------|
| Cam Newton | Carolina | 2011 | 14 |
| Cam Newton | New England | 2020 | 12 |
| Steve Grogan | New England | 1976 | 12 |
| Kyle Murray | Arizona | 2020 | 11 |
| Kordell Stewart | Pittsburgh | 1997 | 11 |
| Tobin Rote | Green Bay | 1956 | 11 |
| Johnny Lujack | Chicago | 1950 | 11 |
| Cam Newton | Carolina | 2015 | 10 |
| Billy Kilmer | San Francisco | 1961 | 10 |
| Daunte Culpepper | Minnesota | 2002 | 10 |

TEN CAREER GAMES WITH MULTIPLE RUSH TDS

Newton scored two rushing touchdowns four times in 2020: vs. Miami (9/13), at Seattle (9/20), at N.Y. Jets (11/9) and at L.A. Chargers (12/6). The multi-TD rush performance against the Chargers marked the 16th time in Patriots history that a QB has scored multiple rushing TDs.

MOST MULTI-RUSH TDS BY A QB IN NFL HISTORY

| Player | Multi-Rush TD Games |
|--------------|---------------------|
| Cam Newton | 10 |
| Otto Graham | 7 |
| Jack Kemp | 7 |
| Steve McNair | 7 |
| Steve Young | 7 |

NEWTON MULTI-RUSH TD GAMES

| Date | Opponent | Rushing TDs |
|----------|-----------------|-------------|
| 12/04/11 | at Tampa Bay | 3 |
| 12/06/20 | at LA Chargers | 2 |
| 11/01/20 | at N.Y. Jets | 2 |
| 09/20/20 | at Seattle | 2 |
| 09/13/20 | vs. Miami | 2 |
| 09/23/18 | vs. Cincinnati | 2 |
| 01/03/16 | vs. Tampa Bay | 2 |
| 11/26/12 | at Philadelphia | 2 |
| 11/20/11 | at Detroit | 2 |
| 10/02/11 | at Chicago | 2 |

NEWTON AT 75+

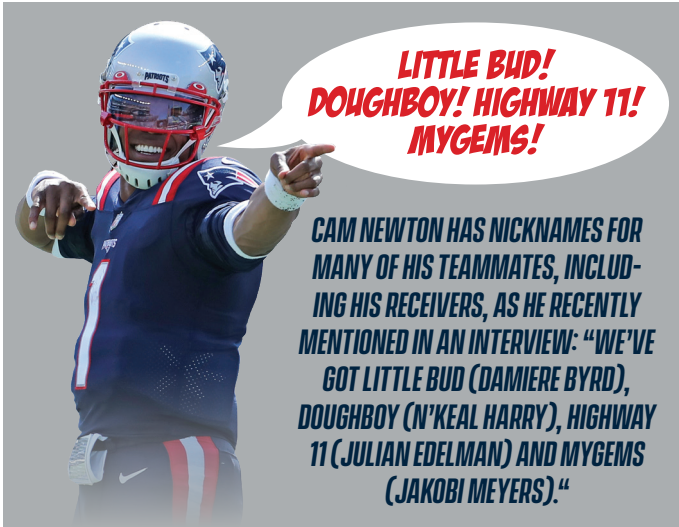
Newton gained 79 yards rushing on 11 carries in the season finale against the Jets, finishing the year with three games of at least 75 yards rushing. It was his 12th game overall with at least 75 yards rushing.

MOST GAMES WITH 75+ RUSH YARDS BY A QB

| Player | 75+ Rush-Yard Games |
|----------------|---------------------|
| Michael Vick | 21 |
| Lamar Jackson | 18 |
| Russell Wilson | 13 |
| Cam Newton | 12 |



PATRIOTS OFFENSIVE NOTES



**LITTLE BUD!
DOUGHBOY! HIGHWAY 11!
MYGEMS!**

CAM NEWTON HAS NICKNAMES FOR MANY OF HIS TEAMMATES, INCLUDING HIS RECEIVERS, AS HE RECENTLY MENTIONED IN AN INTERVIEW: "WE'VE GOT LITTLE BUD (DAMIERE BYRD), DOUGHBOY (N'KEAL HARRY), HIGHWAY 11 (JULIAN EDELMAN) AND MYGEMS (JAKOBI MEYERS)."

NEWTON TAKES OFF RUNNING

Cam Newton has the three highest rushing totals by a quarterback under Bill Belichick, topped by a 79-yard rushing performance vs. the New York Jets on Jan. 3, 2020. His 15 rushing attempts against Miami (9/15) were also the most by a Patriots QB in a single game.

MOST RUSH YARDS BY PATRIOTS QB SINCE 1976

| Player | Date | Opponent | Yards |
|--------------|----------|-----------------|-------|
| Steve Grogan | 10/18/76 | vs. N.Y. Jets | 103 |
| Babe Parilli | 11/06/64 | vs. Houston | 96 |
| Tom Yewcic | 11/30/62 | vs. N.Y. Titans | 90 |
| Steve Grogan | 11/20/77 | at Buffalo | 81 |
| Cam Newton | 01/03/21 | vs. N.Y. Jets | 79 |
| Cam Newton | 10/18/20 | vs. Denver | 76 |
| Steve Grogan | 09/19/76 | vs. Miami | 76 |
| Cam Newton | 09/13/20 | vs. Miami | 75 |

MOST RUSH ATTEMPTS BY PATRIOTS QB SINCE 1976

| Player | Date | Opponent | Attempts |
|--------------|----------|-----------------|----------|
| Cam Newton | 09/13/20 | vs. Miami | 15 |
| Cam Newton | 12/06/20 | at LA Chargers | 14 |
| Steve Grogan | 11/20/77 | at Buffalo | 12 |
| Cam Newton | 01/03/21 | vs. N.Y. Jets | 11 |
| Cam Newton | 11/15/20 | vs. Baltimore | 11 |
| Cam Newton | 09/20/20 | at Seattle | 11 |
| Tony Eason | 11/09/86 | at Indianapolis | 11 |

PATRIOTS QBS WITH MULTI-RUSH TD GAMES

Newton ripped off the longest run by a QB in Patriots history in the 2020 season finale vs. N.Y. Jets.

Longest Runs by a Patriots Quarterback

49-yard run by Cam Newton, vs. N.Y. Jets on Jan. 3, 2021
46-yard run by Tom Yewcic, at Denver on Sept. 29, 1963
41-yard TD run by Steve Grogan, vs. N.Y. Jets on Oct. 18, 1976
41-yard run by Steve Grogan, vs. Seattle on Oct. 9, 1976
38-yard run by Cam Newton, vs. Denver on Oct. 18, 2020

NEWTON CATCHES A TD PASS

Newton became the first Patriots QB with a receiving touchdown after a 19-yard strike from WR Jakobi Meyers vs. N.Y. Jets (1/3). It was Newton's second reception of the season and third of his career. The last Patriots quarterback with more than one reception in a season was Steve Grogan with two receptions in 1981. Tom Yewcic has the most receptions in a season by a Patriots quarterback with six in 1961.

OL JOE THUNEY

SUPER BOWL RECORD SETTER

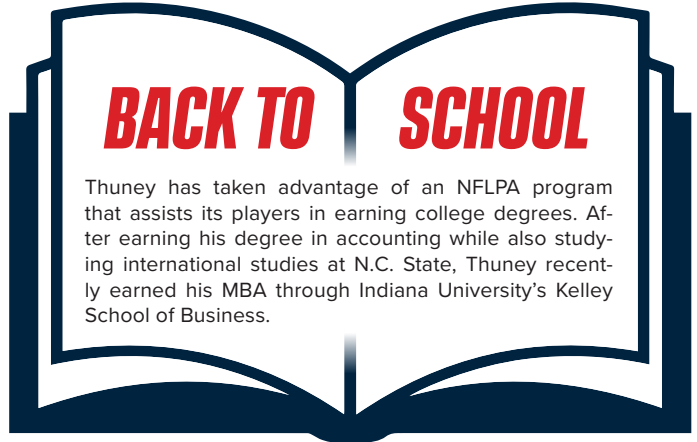
Joe Thuney became the first player in NFL history to start in the Super Bowl in each of his first three seasons in the NFL.

SNAPS FOR THUNEY

Joe Thuney has registered the second-most offensive snaps since he entered the league in 2016 with 5,474. Philadelphia's Jason Kelce (5,492) has the most.

THUNEY STARTS AT CENTER

Thuney made his first NFL start at center Week 3 vs. Las Vegas (9/27). He entered the game with 66 straight starts at left guard, appearing at center for a single drive in the 2017 preseason. He was the projected starting center at North Carolina State as a sophomore, but started at right tackle and right guard to start the year before eventually settling in at left tackle for the rest of that season.



Thuney has taken advantage of an NFLPA program that assists its players in earning college degrees. After earning his degree in accounting while also studying international studies at N.C. State, Thuney recently earned his MBA through Indiana University's Kelley School of Business.



RB JAMES WHITE

2020 ACCOMPLISHMENTS

- White (369) passed Deion Branch (328), Terry Glenn (329) and Irving Fryar (363) into sole possession of eighth place on the club's all-time receptions list.
- With 24 yards receiving in the win over N.Y. Jets (11/9), White (3,184) joined Kevin Faulk as the only RBs in team history with 3,000 career receiving yards in the regular season.

POINTS OF INTEREST

- James White has 25 career touchdown receptions in the regular season, second all-time among Patriots running backs behind the 26 by Larry Garron.
- White is seventh in NFL history among running backs since 1970 with 25 touchdown receptions.
- White's 369 career regular season receptions are second in New England history among running backs, behind the 431 by Kevin Faulk.
- White is second among all Patriots running backs with 3,184 career receiving yards, behind Kevin Faulk (3,701). He needs 518 yards to move into first place on the Patriots all-time list.



PATRIOTS OFFENSIVE NOTES

SECOND-FASTEST TO 25

White scored his first receiving touchdown of the season and 25th of his career in the season finale win over Jets. He became the second-fastest running back to reach 25 career regular-season touchdowns, doing so in 92 games.

FEWEST GAMES TO REACH 25 REC. TDS BY A RB

| Player | Team(s) | Games |
|--------------------|------------------------|-----------|
| Brian Westbrook | Philadelphia | 87 |
| James White | New England | 92 |
| Darren Sproles | San Diego/New Orleans | 107 |
| Marshall Faulk | Indianapolis/St. Louis | 114 |
| Eric Metcalf | Cleveland/Atlanta | 116 |
| James Brooks | San Diego/Cincinnati | 126 |

TD RECEPTIONS RECORD

White owns the NFL record for most receiving touchdowns by a running back in his first six seasons and is tied for second-most in his first seven seasons.

MOST RECEIVING TDS BY A RB IN FIRST SIX SEASONS

| Player | Team | Receiving TDS |
|--------------------|--------------------|---------------|
| James White | New England | 24 |
| Chuck Foreman | Minnesota | 23 |
| Brian Westbrook | Philadelphia | 23 |

MOST RECEIVING TDS BY A RB IN FIRST SEVEN SEASONS

| Player | Team(s) | Receiving TDS |
|--------------------|--------------------|---------------|
| Brian Westbrook | Philadelphia | 28 |
| James White | New England | 25 |
| Darren Sproles | SD/NO | 25 |

WHITE'S RECEIVING RANKS

James White ranks second in franchise history among running backs in receptions, receiving yards and receiving touchdowns.

RB RECEPTIONS IN PATRIOTS HISTORY

| Player | Seasons | Receptions |
|--------------------|---------------------|------------|
| Kevin Faulk | 1999-2011 | 431 |
| James White | 2014-present | 369 |
| Tony Collins | 1981-87 | 261 |
| Sam Cunningham | 1973-82 | 210 |

RB RECEIVING YARDS IN PATRIOTS HISTORY

| Player | Seasons | Receiving Yards |
|--------------------|---------------------|-----------------|
| Kevin Faulk | 1999-2011 | 3,701 |
| James White | 2014-present | 3,184 |
| Larry Garron | 1960-68 | 2,502 |
| Tony Collins | 1981-87 | 2,356 |

RB TD RECEPTIONS IN PATRIOTS HISTORY

| Player | Seasons | Receiving TDS |
|--------------------|---------------------|---------------|
| Larry Garron | 1960-68 | 26 |
| James White | 2014-present | 25 |
| Kevin Faulk | 1999-2011 | 15 |

300 CLUB

White tallied his 350th career regular season reception in his 74th game, tied for sixth-fewest games to reach 300 career receptions by a running back.

FEWEST GAMES TO REACH 350 RECEPTIONS/RB

| Player | Team(s) | Games |
|---------------------|---------------------------|-----------|
| Le'Veon Bell | Pittsburgh | 70 |
| Roger Craig | San Francisco | 75 |
| Reggie Bush | NO/MIA | 81 |
| LaDainian Tomlinson | San Diego | 81 |
| James Wilder | Tampa Bay | 82 |
| Larry Centers | Phoenix/Arizona Cardinals | 74 |
| James White | New England | 86 |

PROLIFIC SCORING PACE

In 2018, White tied former Patriots RB Larry Garron for the most touchdown receptions by a Patriots running back in a single season.

SINGLE-SEASON RB TD RECEPTIONS IN PATRIOTS HISTORY

| Player | Year | Receiving TDS |
|--------------------|-------------|---------------|
| James White | 2018 | 7 |
| Larry Garron | 1964 | 7 |
| Billy Lott | 1961 | 6 |

COPIOUS CATCHES

Since 2015, White leads all NFL running backs in receptions, receiving yards and receiving touchdowns by a running back.

RB RECEPTIONS SINCE 2015

| Player | Team | Receptions |
|---------------------|--------------------|------------|
| James White | New England | 364 |
| Alvin Kamara | New Orleans | 326 |
| Christian McCaffrey | Carolina | 320 |
| Duke Johnson Jr. | Cleveland/Houston | 307 |
| Le'Veon Bell | PIT/NYJ/KC | 266 |

RB RECEIVING YARDS SINCE 2015

| Player | Team | Receiving Yds |
|---------------------|--------------------|---------------|
| James White | New England | 3,161 |
| Duke Johnson Jr. | Cleveland/Houston | 2,829 |
| Alvin Kamara | New Orleans | 2,824 |
| Christian McCaffrey | Carolina | 2,672 |

RBS WITH THE MOST RECEIVING TDS SINCE 2015

| Player | Team | TDS |
|---------------------|-----------------------|-----------|
| James White | New England | 25 |
| David Johnson | Arizona/Houston | 17 |
| Christian McCaffrey | Carolina | 16 |
| Kareem Hunt | Kansas City/Cleveland | 16 |
| Austin Ekeler | L.A. Chargers | 16 |
| Alvin Kamara | New Orleans | 15 |

RECORD-SETTING SEASON

White had 87 receptions in 2018, team record for a running back in a single season.

MOST RECEPTIONS IN A SEASON BY A PATRIOTS RB

| Player | Year | Receptions |
|--------------------|-------------|------------|
| James White | 2018 | 87 |
| Tony Collins | 1986 | 77 |
| James White | 2019 | 72 |
| Leroy Thompson | 1994 | 65 |
| James White | 2016 | 60 |
| Kevin Faulk | 2008 | 58 |
| James White | 2017 | 56 |

RECEIVING YARDS RECORD

White occupies three of the top four spots for single season receiving yards by a Patriots running back.

MOST RECEIVING YARDS IN A SEASON BY A PATRIOTS RB

| Player | Year | Receiving Yards |
|--------------------|-------------|-----------------|
| James White | 2018 | 751 |
| Tony Collins | 1986 | 684 |
| James White | 2019 | 645 |
| James White | 2016 | 551 |



PATRIOTS OFFENSIVE NOTES

WHITE JOINS EXCLUSIVE GROUP

In 2018, White became the fourth running back in the Super Bowl era with at least 750 receiving yards and seven receiving touchdowns in a season, joining Gary Anderson (1986), Larry Centers (1996) and Marshall Faulk (2000 and 2001).

WHITE HAS CAREER DAY

White set career regular season highs with 10 receptions and 115 receiving yards vs. Philadelphia (12/06/15). He is the only Patriots running back with four games with 10 or more receptions.

MOST RECEPTIONS IN A GAME BY A RUNNING BACK IN PATRIOTS HISTORY

| Player | Date | Opponent | Rec |
|--------------------|-----------------|---------------------|-----------|
| Shane Vereen | 12/08/13 | Cleveland | 12 |
| Tony Collins | 11/29/87 | Philadelphia | 11 |
| Kevin Faulk | 09/03/20 | Tampa Bay | 11 |
| Leroy Thompson | 11/13/94 | Minnesota | 11 |
| James White | 10/29/18 | Buffalo | 10 |
| James White | 10/04/18 | Indianapolis | 10 |
| James White | 10/01/17 | Carolina | 10 |
| James White | 12/06/15 | Philadelphia | 10 |
| Tony Collins | 11/16/86 | L.A. Raiders | 10 |

MOST RECEIVING YARDS IN A GAME BY A RUNNING BACK IN PATRIOTS HISTORY

| Player | Date | Opponent | Yds |
|--------------------|-----------------|---------------------|------------|
| Shane Vereen | 12/08/13 | Cleveland | 153 |
| Dick Christy | 11/04/60 | Oakland | 124 |
| Joe Johnson | 11/25/60 | Houston | 123 |
| James White | 12/06/15 | Philadelphia | 115 |
| Larry Garron | 12/11/66 | Houston | 113 |

WHITE PLAYOFF NOTES

SUPER BOWL RECORD SETTER

White set a Super Bowl record with 14 receptions (110 yards) in Super Bowl LI.

MOST RECEPTIONS IN A SUPER BOWL

| Player | Team | SB | Opponent | Rec. |
|--------------------|--------------------|-----------|----------------|-----------|
| James White | New England | LI | Atlanta | 14 |
| Demaryius Thomas | Denver | XLVII | Seattle | 13 |
| Dan Ross | Cincinnati | XVI | San Francisco | 11 |
| Jerry Rice | San Francisco | XXIX | San Diego | 11 |
| Wes Welker | New England | XLII | N.Y. Giants | 11 |
| Shane Vereen | New England | XLIX | Seattle | 11 |

White also set a Super Bowl record by scoring 20 points with two rushing touchdowns, one touchdown reception and one two-point conversion.

MOST POINTS SCORED IN A SUPER BOWL

| Player | Team | SB | Opponent | Points |
|--------------------|--------------------|-----------|----------------|-----------|
| James White | New England | LI | Atlanta | 20 |
| Roger Craig | San Francisco | XIX | Miami | 18 |
| Jerry Rice | San Francisco | XXIV | Denver | 18 |
| Ricky Watters | San Francisco | XXIX | San Diego | 18 |
| Terrell Davis | Denver | XXXII | Green Bay | 18 |

MOST TOUCHDOWNS IN A SUPER BOWL

| Player | Team | SB | Opponent | TDs |
|--------------------|--------------------|-----------|----------------|---------------------------|
| James White | New England | LI | Atlanta | 3 (2 rush, 1 rec.) |
| Roger Craig | San Francisco | XIX | Miami | 3 (2 rec., 1 rush) |
| Jerry Rice | San Francisco | XXIV | Denver | 3 (3 rec.) |
| Ricky Watters | San Francisco | XXIX | San Diego | 3 (2 rec., 1 rush) |
| Terrell Davis | Denver | XXXII | Green Bay | 3 (3 rush) |

WHITE TIES RECEPTIONS RECORD

White's 15 receptions in the 2018 Divisional Playoff win vs. L.A. Chargers tied Darren Sproles for most catches in a single playoff contest.

MOST RECEPTIONS IN A PLAYOFF GAME

| Player | Team | Rd/Yr | Opponent | Receptions |
|--------------------|--------------------|---------------|----------------------|------------|
| James White | New England | Div/18 | L.A. Chargers | 15 |
| Darren Sproles | New Orleans | Div/11 | San Francisco | 15 |
| James White | New England | SB/16 | Atlanta | 14 |
| J. Smith-Schuster | Pittsburgh | WC/20 | Cleveland | 13 |
| T.Y. Hilton | Indianapolis | WC/13 | Kansas City | 13 |
| Travis Kelcie | Kansas City | CON/20 | Buffalo | 13 |
| Chad Morton | New Orleans | Div/00 | Minnesota | 13 |
| Shannon Sharpe | Denver | WC/93 | L.A. Raiders | 13 |
| D. Thomas | Denver | SB/13 | Seattle | 13 |
| Thurman Thomas | Buffalo | Div/89 | Cleveland | 13 |
| Kellen Winslow | San Diego | Div/81 | Miami | 13 |



**SET A SUPER BOWL RECORD
IN SUPER BOWL LI WITH
14 RECEPTIONS AND 20 POINTS.**

**SET A TEAM RECORD
BY A RUNNING BACK
WITH**

87

RECEPTIONS IN 2018.

HIS 3,184 RECEIVING YARDS ARE SECOND-MOST BY A PATRIOTS RUNNING BACK, BEHIND THE 3,701 BY KEVIN FAULK.

25

CAREER TOUCHDOWN RECEPTIONS ARE SECOND IN PATRIOTS ALL-TIME HISTORY AMONG RUNNING BACKS BEHIND THE 26 BY LARRY GARRON.

HIS 369 RECEPTIONS ARE SECOND-MOST IN PATRIOTS HISTORY AMONG RUNNING BACKS BEHIND THE 431 BY KEVIN FAULK.





PATRIOTS DEFENSIVE NOTES

LB JA'WHAUN BENTLEY

2020 ACCOMPLISHMENTS

- Bentley set single-season career-highs with 89 tackles and 1½ sacks in 2020.



Ja'Whaun and his family were homeless starting his freshman year of high school, living with one set of grandparents, then the other, then an aunt. Ja'Whaun and his brother slept on couches and floors at times over the course of several years. Once Ja'Whaun entered the NFL, he was able to secure permanent housing for his family.



DL ADAM BUTLER

BUTLER UPS CAREER SACK TOTAL

Adam Butler set a single-season career-high in 2019 with six sacks. He added four sacks in 2020 to bring his career total to 15.

CAREER-DEFINING CONTEST

Adam Butler arrived at Vanderbilt as an accomplished high school offensive lineman and spent his freshman season redshirting as a backup at center and guard. During his first offseason, Butler entered a rib eating contest, which judges ruled that his team had lost. Butler disagreed and began arguing with the judges. Then Commodore defensive coordinator Bob Shoop was in attendance and witnessed Butler's demeanor and was impressed with his competitive attitude. Shoop convinced then head coach James Franklin to ask Butler to transition to defense.



"Coach Franklin brought me into his office and he asked me what I wanted, and I wanted whatever was best for the team," Butler told The Tennessean. "Because we were so short on defensive linemen at that time, that's how it happened."

LB BRANDON COPELAND

LIFE
101

Copeland interned at investment bank UBS during summer breaks in college and has since returned to Penn to teach a financial literacy seminar called "Life 101."



CB STEPHON GILMORE

2020 ACCOMPLISHMENTS

- Earned his fourth career Pro Bowl selection.

LOCK-DOWN DEFENDER

Gilmore tied for the NFL lead with six interceptions and led the NFL with 20 passes defended in 2019. The six interceptions marked a career-high and 20 passes defended matched the career-high 20 he had in 2018.

2019 NFL INTERCEPTION LEADERS

| Player | Team | Interceptions |
|-------------------------|-------------------|---------------|
| Stephon Gilmore..... | New England | 6 |
| Tre'Davious White | Buffalo | 6 |
| Anthony Harris..... | Minnesota..... | 6 |

2019 NFL PASSES DEFENSED LEADERS

| Player | Team | Passes Defensed |
|-------------------------|-------------------|-----------------|
| Stephon Gilmore..... | New England | 20 |
| Carlton Davis..... | Tampa Bay | 18 |
| Logan Ryan | Tennessee | 18 |
| Tre'Davious White | Buffalo..... | 17 |
| Jamel Dean | Tampa Bay | 17 |
| Joe Haden | Pittsburgh..... | 17 |
| Jaire Alexander | Green Bay..... | 17 |

MOST PASSES DEFENSED IN A SINGLE SEASON IN PATRIOTS HISTORY

| Player | Passes Defensed |
|-----------------------------|-----------------|
| Ty Law (1998) | 27 |
| Asante Samuel (2006) | 24 |
| Maurice Hurst (1994) | 23 |
| Ty Law (2003) | 23 |
| Tyrone Poole (2003) | 21 |
| Stephon Gilmore (2019)..... | 20 |
| Stephon Gilmore (2018)..... | 20 |

LEAGUE LEADER

Since entering the NFL in 2012, Stephon Gilmore is second in the NFL with 114 passes defended.

NFL PASSES DEFENSED LEADERS SINCE 2012

| Player | Team | Passes Defensed |
|-----------------------|------------------|-----------------|
| Janoris Jenkins | STL/NYG/NO | 119 |
| Stephon Gilmore | BUF/NE..... | 114 |
| Joe Haden..... | CLE/PIT | 112 |
| Darius Slay | DET/PHI | 110 |
| Johnathan Joseph..... | HOU/TEN..... | 109 |



PATRIOTS DEFENSIVE NOTES

2019 NFL DEFENSIVE PLAYER OF THE YEAR

THE FIRST PATRIOT TO WIN THE ACCOLADE



HAS EARNED FOUR PRO BOWL SELECTIONS AND WAS A UNANIMOUS ALL-PRO FIRST TEAM SELECTION IN 2019.

TIED FOR NFL LEAD WITH SIX INTERCEPTIONS AND LED THE NFL WITH 20 PASSES DEFENSED IN 2019.



SERIOUS BALL SKILLS

Gilmore became the 11th player since 2000 to record back-to-back seasons with 20 or more passes defended.

CONSECUTIVE SEASONS - 20+ PASSES DEFENSED

| Player | Team | Seasons |
|-----------------|---------------|-----------------------|
| Stephon Gilmore | New England | 2018 (20) & 2019 (20) |
| Kyle Fuller | Chicago | 2017 (22) & 2018 (21) |
| Casey Howard | L.A. Chargers | 2016 (20) & 2017 (22) |
| Marcus Peters | Kansas City | 2015 (26) & 2016 (20) |
| Joe Haden | Cleveland | 2013 (20) & 2014 (20) |
| Tramon Williams | Green Bay | 2010 (20) & 2011 (22) |
| Leon Hall | Cincinnati | 2008 (24) & 2009 (24) |
| Champ Bailey | Denver | 2005 (23) & 2006 (21) |
| Marcus Trufant | Seattle | 2003 (20) & 2004 (20) |
| Marcus Coleman | Houston | 2002 (22) & 2003 (22) |
| Troy Vincent | Philadelphia | 2000 (22) & 2001 (27) |

GILMORE LEARNS FROM PATRIOTS PREDECESSORS

Stephon Gilmore may be one of the best cover corners in football, and recognizes the importance of the history of his position. "I'm a big history person. I like to know my history. I've watched the players who have played the game. I wouldn't be in the position I'm in now without those guys," Gilmore told the *Boston Herald*. As a player who appreciates the history of the game, Gilmore has placed emphasis on building relationships with former Patriots defensive backs and Pro Football Hall of Famers Ty Law and Mike Haynes.



DB J.C. JACKSON

ACTION JACKSON

J.C. Jackson recorded three interceptions as an undrafted rookie in 2018, five interceptions in 2019, and finished second in the NFL in 2020 with nine interceptions. His 17 interceptions are second-most in the NFL since the start of the 2018 season. Jackson led the NFL in 2020 with 11 total takeaways (nine interceptions and two fumble recoveries).

MOST INTERCEPTIONS SINCE 2018

| Player | Team | Interceptions |
|----------------|-------------|---------------|
| Xavien Howard | Miami | 18 |
| J.C. Jackson | New England | 17 |
| Tyrann Mathieu | HOU/KC | 12 |
| Marcus Peters | LAR/BAL | 12 |
| Justin Simmons | Denver | 12 |

EXCLUSIVE INT CLUB

Jackson became the fifth Patriot and first since Asante Samuel (2006-07) to net at least five interceptions in consecutive seasons. Jackson totaled five interceptions last year and had nine in 2020.

MOST CONSECUTIVE SEASONS WITH 5+ INTERCEPTIONS

| Player | INTs (Year) | INTs (Year) | INTs (Year) |
|------------------|-------------|-------------|-------------|
| Ron Bolton | 6 (1973) | 7 (1974) | 5 (1975) |
| Mike Haynes | 8 (1976) | 5 (1977) | 6 (1978) |
| J.C. Jackson | 5 (2019) | 9 (2020) | |
| Raymond Clayborn | 5 (1979) | 5 (1980) | |
| Asante Samuel | 10 (2006) | 7 (2007) | |

JACKSON SETS TEAM PICK RECORD

J.C. Jackson set a team record in the win over Baltimore (11/15) with an interception in his fifth consecutive game. Devin McCourty and Mike Haynes held the previous record with picks in four straight games.

MOST CONSECUTIVE GAMES WITH AN INT IN PATRIOTS HISTORY

- 5- J.C. Jackson (10/18/20 – 11/15/20)
- 4- Devin McCourty (09/08/19 – 09/29/19)
- 4 - Mike Haynes (11/07/76-11/28/76)

JACKSON TAKETH AWAY

With fumble recoveries in back-to-back contests in Weeks 3 & 4, followed by an interception in five consecutive games, Jackson had a takeaway in seven straight contests. That mark is a franchise record and is one short of the NFL record for most consecutive games with a takeaway.

MOST CONSECUTIVE GAMES WITH A TAKEAWAY (SINCE 1970 MERGER)

| Player | Team | Season | Games |
|---------------|----------------|--------|-------|
| Mark Murphy | Washington | 1980 | 8 |
| Al Richardson | Atlanta | 1981 | 8 |
| J.C. Jackson | New England | 2020 | 7 |
| Chris Dishman | Houston Oilers | 1991 | 7 |



PATRIOTS DEFENSIVE NOTES

J.C. HAS TAKEAWAY RECORD UNDER BELICHICK

DB Ron Hall set a Patriots franchise record in 1964 with 13 takeaways (11 interceptions & two fumble recoveries) in a single season. J.C. Jackson recorded nine interceptions and recovered two fumbles for an NFL-leading 11 takeaways in 2020. He passed CB Asante Samuel (10 interceptions) for the record for most takeaways in a single season under Bill Belichick as Patriots head coach. His nine interceptions were tied for third-most in a single season in team history.

MOST TAKEAWAYS BY A PATRIOT UNDER BILL BELICHICK

| Player | Year | Takeaways | Interceptions | Fumble Recoveries |
|----------------|------|-----------|---------------|-------------------|
| J.C. Jackson | 2020 | 11 | 9 | 2 |
| Asante Samuel | 2006 | 10 | 10 | 0 |
| Kyle Arrington | 2011 | 8 | 7 | 1 |

MOST INTS IN A SINGLE SEASON IN PATRIOTS HISTORY

| Player | Season | Interceptions |
|----------------|--------|---------------|
| Ron Hall | 1964 | 11 |
| Asante Samuel | 2006 | 10 |
| J.C. Jackson | 2020 | 9 |
| Ty Law | 1998 | 9 |
| Ronnie Lippett | 1986 | 8 |
| Mike Haynes | 1976 | 8 |



DB DEVIN McCOURTY

2020 ACCOMPLISHMENTS

- McCourty entered the 2020 season in eighth place in franchise history with 26 interceptions and tied Maurice Hurst for seventh place with 27 after an interception return for a touchdown at Seattle on Sept. 20. He then tied Mike Haynes for sixth place with a pick vs. San Francisco (10/25).

POINTS OF INTEREST

- Devin McCourty entered 2020 tied with Ty Law for second most Pro Bowls as a Patriots defensive back with four. Only CB Mike Haynes had more Pro Bowl invites as a Patriots defensive back with six.
- McCourty (28) needs two interceptions to join Ty Law (36) and Raymond Clayborn (36) as the third Patriot to reach 30 career interceptions.

PICK LEADER

Devin McCourty tied for fourth in the NFL with five interceptions in 2019, his third career season with five-plus interceptions. That mark tied Marcus Peters and Earl Thomas for most seasons with five-plus interception seasons since 2010. Additionally, McCourty's 28 regular season interceptions since he entered the league in 2010 are tied for the sixth-most in the NFL over that span.

2019 NFL INTERCEPTION LEADERS

| Player | Team | Interceptions |
|--------------------|--------------|---------------|
| Stephon Gilmore | New England | 6 |
| Tre'Davious White | Buffalo | 6 |
| Anthony Harris | Minnesota | 6 |
| J.C. Jackson | New England | 5 |
| Devin McCourty | New England | 5 |
| Darius Leonard | Indianapolis | 5 |
| Marcus Peters | LAR/BAL | 5 |
| Minkah Fitzpatrick | MIA/PIT | 5 |
| Joe Haden | Pittsburgh | 5 |
| Kevin King | Green Bay | 5 |
| Kevin Byard | Tennessee | 5 |

NFL INTERCEPTION LEADERS SINCE 2010

| Player | Team(s) | Interceptions |
|------------------|-------------------|---------------|
| Richard Sherman | SEA/SF | 36 |
| Reggie Nelson | CIN/OAK | 31 |
| Marcus Peters | KC/LAR/BAL | 31 |
| Earl Thomas III | SEA/BAL | 30 |
| Joe Haden | CLE/PIT | 29 |
| Devin McCourty | New England | 28 |
| Patrick Peterson | Arizona | 28 |
| Harrison Smith | Minnesota | 28 |
| Brent Grimes | ATL/MIA/TB | 26 |
| Aqib Talib | TB/NE/DEN/LAR/MIA | 26 |
| Janoris Jenkins | NY Giants/Stl/NO | 26 |

THE MOST IMPORTANT ABILITY IS AVAILABILITY

McCourty has played the most defensive snaps since he entered the NFL in 2010 with 10,859 defensive snaps. Malcolm Jenkins (New Orleans and Philadelphia) is second with 10,817 defensive snaps.



PATRIOTS DEFENSIVE NOTES



HAS STARTED EVERY GAME THAT HE HAS PLAYED.



FOUR-TIME PRO BOWL SELECTION

1 OF 7

PLAYERS IN NFL HISTORY TO START IN AT LEAST FIVE SUPER BOWLS

10 HAS BEEN VOTED A TEAM CAPTAIN 10 TIMES.

McCOUR-TD

DB Devin McCourty has four career touchdowns following return of a blocked field goal for a touchdown at L.A. Chargers (12/6/20) and his 43-yard interception return for a touchdown at Seattle (9/20/20). McCourty also had an 84-yard interception return for a touchdown at Buffalo in 2018 and a 104-yard kickoff return vs. N.Y. Jets in 2012.

DOUBLE TROUBLE

After being selected by the Patriots in the first round of the 2010 NFL Draft, Devin McCourty became part of a select group in league history. McCourty's identical twin brother, Jason, joined the Patriots in 2018. The two became the 12th set of twins to play in the NFL. In the 2018 season opener, Devin and Jason became the first set of twins to play together on the same NFL team since 1926 when Gene and Tom Golsen suited up together for the Louisville Colonels.

Devin became the second twin to suit up for the Patriots, after CB Kato Serwanga was a member of the team from 1998-2000. His twin brother, Jason, played for San Francisco and Minnesota from 1999-2001. According to McCourty's mother, the two can only be told apart by tiny scars on their faces left by chickenpox.

IN GOOD COMPANY

Devin McCourty earned Associated Press All-Pro Second Team honors at safety in 2013 and 2016. He also earned Second Team All-Pro Honors as a rookie in 2010 when he played cornerback. McCourty joined Pro Football Hall of Famers Rod Woodson and Ronnie Lott as the only NFL players to earn All-Pro honors at both safety and cornerback.

BROTHERS IN ARMS

Devin and Jason McCourty have seen first-hand the effects of sickle cell disease. Both their aunt and uncle lived with the disease while their father carried the trait. Devin and Jason partnered with Embrace Kids Foundation to form their own "Tackle Sickle Cell" campaign aiming to educate the public, increase blood donations and raise money and awareness for the fight against sickle cell disease. Devin's work with the local Boston Children's Hospital has helped advance research of the disease with doctors now as close as they've ever been to a cure.



PATRIOTS SPECIAL TEAMS NOTES

P JAKE BAILEY

BAILEY SETS TEAM RECORD

Jake Bailey finished first in the NFL with 45.6 net yards per punt in 2020, a new single-season team record. The previous record was 41.5 by Zoltan Mesko in 2011. His gross punt average of 48.7 is also a team record, besting the 46.5 gross average by Mesko in 2011. His 45.6 net yards per punt is second all-time in NFL history in a single season to the 46.0 net average by Johnny Hekker in 2016 with the Rams.

DIMINISHING [PUNT] RETURNS

Bailey's punting in 2020 allowed a total of just 71 punt return yards on 12 returns. It is the fewest punt return yards allowed by the Patriots in team history and the sixth-fewest punt return yards allowed in a season in NFL history. The 12 punt returns allowed are second in NFL history and team history to the 11 by New England in 2008.



K NICK FOLK

LOCAL LINEAGE

Nick Folk's mother is a direct descendant of William Bradford, a founder, settler and longtime governor of the Plymouth Colony settlement. Bradford was also a passenger on the *Mayflower's* original voyage to America.

FOLK EXTENDS STREAK

Folk finished the 2020 season with 26 consecutive made field goals. After missing his first two field goals of the season, Folk did not miss. It marks the second-longest field goal streak in team history and the longest streak in Folk's career. His previous best was 23 straight field goals in 2013 when he played for the New York Jets.

MOST CONSECUTIVE FIELD GOALS MADE/PATRIOTS HISTORY

| | |
|--------------------|-----------|
| Stephen Gostkowski | 31 |
| Nick Folk | 26 |
| Adam Vinatieri | 25 |
| Adam Vinatieri | 23 |
| Stephen Gostkowski | 21 |

FOLK'S HIGH CONVERSION RATE

Nick Folk finished the 2020 season 26-of-28 on field goal attempts for a conversion rate of 92.9. Folk previously had two seasons when with a field-goal conversion rate of at least 90 percent. He was 20-of-22 (90.9%) in 2008 with Dallas and 33-of-36 (91.7%) in 2013 with the New York Jets. The highest field-goal percentage in a season for the Patriots was 95.6 by Stephen Gostkowski in 2014, when he converted 35-of-37 field goals.

FOLK HERO

Folk kicked his second game-winning field goal as time expired, connecting on a 50-yard field goal against Arizona (11/29) to give the Patriots a 20-17 win. He had a 51-yard game-winning field goal as time expired at the New York Jets on Nov. 9 to give the Patriots a 30-27 victory. He is the first NFL kicker with two game-winning field goals as time expired in a single season. Overall, he has three game-winning field goals as time expired. He also kicked a 53-yard field game-winning field goal as time expired at Buffalo on Oct. 8, 2007, when he was a rookie with the Dallas Cowboys.

FOLK DIGS THE LONG BALL

Folk's 50-yard game-winning field goal vs. Arizona (11/29) was the second-longest game-winning field goal with no time left in Patriots history, behind the 51-yarder he hit at N.Y. Jets (11/9). The previous long was 48 yards by Adam Vinatieri in Super Bowl XXXVI vs. the St. Louis Rams.

WR GUNNER OLSZEWSKI

NFL LEADER

WR Gunner Olszewski finished first in the NFL with a 17.3-yard punt return average (20 returns for 346 yards and one touchdown). It is also the highest return average in Patriots history and the second-highest in the NFL since 1970. Julian Edelman had the highest average in a season at 15.5 in 2012. Olszewski is the fourth Patriots player to lead the league in punt return average. Danny Amendola led the NFL with a 12.0-yard average in 2015, Troy Brown led in 2001 with a 14.2-yard average and Irving Fryar tied for the NFL lead with a 14.1-yard average in 1985.

HIGHEST PUNT RETURN AVERAGE IN A SINGLE SEASON (SINCE 1970 MERGER) (MIN. 20 RETURNS)

| Player | Team | Season | PR Avg. |
|-------------------------|--------------------|-------------|-------------|
| Leodis McKelvin | Buffalo | 2012 | 18.7 |
| Gunner Olszewski | New England | 2020 | 17.3 |
| Devin Hester | Chicago | 2010 | 17.1 |

OLSZEWSKI SCORES FIRST NFL TD ON A PUNT RETURN

WR Gunner Olszewski scored his first NFL touchdown on a 70-yard punt return at the L.A. Chargers on Dec. 6, 2020. It was the first punt return for a touchdown for New England since WR Julian Edelman returned a punt 84 yards vs. Denver on Nov. 2, 2014. Olszewski's return came on the heels of an 82-yard punt return for a touchdown that was called back due to a penalty in the previous game.

NO. 2 ON SINGLE GAME LIST

Olszewski finished with 145 punt return yards in the win at the L.A. Chargers (12/6/20), the second-most ever by a Patriot in a single game.

MOST PR YARDS IN A SINGLE GAME IN PATRIOTS HISTORY

| Player | Game | PR Yards |
|-----------------------------|---|------------|
| Mike Haynes..... | vs. Buffalo - Nov. 7, 1976..... | 156 |
| Gunner Olszewski.... | at L.A. Chargers - Dec. 6, 2020..... | 145 |

GUNNER GOES LONG TWICE

Olszewski scored on a 70-yard punt return touchdown and had a 61-yard return in the Patriots win at the L.A. Chargers on Dec. 6, 2020. He is the first player in Patriots history with two punt returns of at least 60 yards in a single game and the first NFL player to do so since Indianapolis RB Nyheim Hines had 84 and 71-yard punt return touchdowns vs. Carolina on Dec. 22, 2019. Before Olszewski, the two longest punt returns in a single game for the Patriots was Julian Edelman on Nov. 18, 2012, vs. Indianapolis with a 68-yard punt returned for a touchdown and a 49-yard return.

MULTIPLE LONG PUNT RETURNS IN A SINGLE GAME IN PATRIOTS HISTORY

| Player | Opponent | Date | PR Yards | Returns |
|-------------------------|-------------------------|----------------|------------|----------------|
| Gunner Olszewski | at L.A. Chargers | 12/6/20 | 131 | 70t, 61 |
| Julian Edelman | vs. Indianapolis | 11/18/12 | 117 | 68, 49 |

GAME BALL TO GUNNER

Olszewski scored his first touchdown reception on a career-long 38-yard pass in the win at the L.A. Chargers on Dec. 6, 2020. Olszewski joined Julian Edelman (vs. Denver in 2014 and vs. Indianapolis in 2012), Stanley Morgan (vs. Baltimore in 1979) and Irving Fryar (vs. Indianapolis in 1985) as the only Patriots with a punt returned touchdown and a touchdown reception in the same game.



PATRIOTS SPECIAL TEAMS NOTES



WR MATTHEW SLATER

2020 ACCOMPLISHMENTS

- Slater earned his ninth Pro Bowl invitation in 2020, extending his NFL record for most Pro Bowl selections as a special teamer. Slater is now tied with John Hannah (1976, 78-85) for second-most Pro Bowl selections as a Patriot with nine. Tom Brady holds the franchise record with 14.

LIKE FATHER LIKE SON

Slater is one of 10 sons of Hall of Fame members to be drafted in NFL history.

HALL OF FAME FATHERS WITH SONS DRAFTED IN THE NFL

Jackie Slater (class of 2001) – son, Matthew Slater (NE)
 Bobby Bell (class of 1983) – son, Bobby Bell (NYJ)
 Tony Dorsett (class of 1994) – son, Anthony Dorsett (HOU)
 Bob Griese (class of 1990) – son, Brian Griese (DEN)
 Russ Grimm (class of 2010) – son, Cody Grimm (TB)
 Howie Long (class of 2000) – sons Chris Long (STL) and Kyle Long (CHI)
 Bruce Matthews (class of 2007) – son, Jake Matthews (ATL)
 Don Shula (class of 1997) – son, Mike Shula (TB)
 Kellen Winslow (class of 1995) – son, Kellen Winslow (CLE)

PRO BOWL RECORD



Slater has earned nine Pro Bowl invitations (2011-17, 19-20) as a special teams player. He passed Steve Tasker (1987, 90-95) for the most special teams Pro Bowl honors in NFL history last year. Slater is also the only special teams player to earn seven consecutive Pro Bowls, which he did from 2011-17.

ALL-STAR COMBINATION

Slater was voted to the Pro Bowl for seven straight seasons from 2011-17 and two more from 2019-20. Those nine selections are two more than the seven that his father earned with the L.A. Rams. The Slater family's 16 combined Pro Bowls are the second-most among father-son contingents to have been voted to at least one Pro Bowl each.

MOST FATHER AND SON PRO BOWL SELECTIONS

| Players | Pro Bowls |
|--|-----------|
| Archie (2), Peyton (14) and Eli Manning (4)..... | 20 |
| Jackie (7) and Matthew Slater (9) | 16 |

ELECTED TEAM LEADER

Slater has been named to nine Pro Bowls (2011-17, 19-20) for his special teams work, but perhaps more revealing of his value to New England is the fact that he was elected a captain by his teammates for the 10th straight season in 2020.



HAS EARNED 9 SPECIAL TEAMS PRO BOWL INVITES, THE MOST FOR A SPECIAL TEAMS PLAYER IN NFL HISTORY

LONGEST TENURED PLAYER ON THE PATRIOTS.

1 of 10

SONS OF HALL OF FAMERS TO BE DRAFTED IN THE NFL

10

HAS BEEN VOTED A TEAM CAPTAIN FOR 10 STRAIGHT SEASONS.



The special teams ace shared what it means to be a captain with high school football players in a story published by *The Boston Globe*. "You have to be able to put others before yourself. Being a captain and leadership is about serving, and to me, that means a great deal of sacrifice – putting aside personal agendas for the greater common goal. Leadership is equated with sacrifice. I think you have to be willing to do whatever it takes for the unit to succeed. I think you need to lead by example. A lot of times, it's about what you do, not what you say."

SLATER'S EMERGENCE WAS SPECIAL

Bill Belichick acknowledged Matthew Slater's role as a gunner on special teams: "Matt is one of the best in the league," Belichick said. "Any time the punt return team has to double somebody, that makes it one less guy they can use somewhere else in the return. He almost always draws two guys out there unless they're in an eight-man rush. Most of the time, there's two guys out there — fourth-and-short, where they're trying to protect the box — but he draws a lot of double teams, and deservedly so. He does an outstanding job of covering punts."

SLATER'S SCORE

During a 2007 game against Arizona State, UCLA's Matthew Slater returned a kickoff 89 yards for the final touchdown of his collegiate career. In the Patriots 16-10 win over Buffalo on Sept. 29, 2019, DB J.C. Jackson blocked a punt, which Slater returned 11 yards for his first NFL touchdown, 12 seasons after his last touchdown.



PATRIOTS PLAYOFF NOTES

ALL-TIME PLAYOFF RESULTS

The Patriots have compiled a 37-21 record in their 58 playoff games and their .638 playoff winning percentage is the best in NFL history among teams that have played at least 15 postseason games.

PATRIOTS PLAYOFF RECORD BY ROUND

| Round | Record |
|------------------|--------|
| First Round* | 0-1 |
| Wild Card Round | 4-4 |
| Divisional Round | 16-6 |
| AFC Championship | 11-4 |
| AFL Championship | 0-1 |
| Super Bowl | 6-5 |
| Total | 37-21 |

*1982 Strike Season

ALL-TIME BEST NFL PLAYOFF RECORDS (MINIMUM 15 POSTSEASON GAMES)

| Team | Wins | Losses | Win Pct. |
|------------------|------|--------|----------|
| New England | 37 | 21 | .638 |
| San Francisco | 32 | 21 | .604 |
| Green Bay | 36 | 24 | .600 |
| Baltimore | 16 | 11 | .593 |
| Pittsburgh | 36 | 26 | .581 |
| OAK/L.A. Raiders | 25 | 19 | .568 |
| Dallas | 35 | 28 | .556 |

MOST POSTSEASON WINS ALL-TIME

| Team | Wins |
|----------------------|------|
| New England Patriots | 37 |
| Green Bay Packers | 36 |
| Pittsburgh Steelers | 36 |
| Dallas Cowboys | 35 |
| San Francisco 49ers | 32 |
| Oakland Raiders | 25 |

PATRIOTS IN THE PLAYOFFS

The Patriots have qualified for the playoffs 27 times in their 60-year history. Twenty-one of those playoff berths have come in the 27 seasons since Robert Kraft purchased the team in 1994, a dramatic contrast to the six total playoff berths the team earned in its first 34 years of existence. The Patriots have won 22 division crowns - 19 since Robert Kraft's purchase in 1994 and 17 in the last 19 seasons.

PATRIOTS PLAYOFF SEASONS (27)

| Year | How Qualified | Seed | Rec. | Result |
|-------|--------------------|------|------|-----------------------|
| 2019 | Division Champions | 3 | 0-1 | Wild Card Round |
| 2018 | Division Champions | 2 | 3-0 | Super Bowl Champions |
| 2017 | Division Champions | 1 | 2-1 | AFC Champions |
| 2016 | Division Champions | 1 | 3-0 | Super Bowl Champions |
| 2015 | Division Champions | 2 | 1-1 | AFC Championship Game |
| 2014 | Division Champions | 1 | 3-0 | Super Bowl Champions |
| 2013 | Division Champions | 2 | 1-1 | AFC Championship Game |
| 2012 | Division Champions | 2 | 1-1 | AFC Championship Game |
| 2011 | Division Champions | 1 | 2-1 | AFC Champions |
| 2010 | Division Champions | 1 | 0-1 | AFC Divisional Round |
| 2009 | Division Champions | 3 | 0-1 | Wild Card Round |
| 2007 | Division Champions | 1 | 2-1 | AFC Champions |
| 2006 | Division Champions | 4 | 2-1 | AFC Championship Game |
| 2005 | Division Champions | 4 | 1-1 | AFC Divisional Round |
| 2004 | Division Champions | 2 | 3-0 | Super Bowl Champions |
| 2003 | Division Champions | 1 | 3-0 | Super Bowl Champions |
| 2001 | Division Champions | 2 | 3-0 | Super Bowl Champions |
| 1998 | Wild Card | 6 | 0-1 | Wild Card Round |
| 1997 | Division Champions | 3 | 1-1 | AFC Divisional Round |
| 1996 | Division Champions | 2 | 2-1 | AFC Champions |
| 1994 | Wild Card | 5 | 0-1 | Wild Card Round |
| 1986 | Division Champions | 3 | 0-1 | AFC Divisional Round |
| 1985 | Wild Card | 5 | 3-1 | AFC Champions |
| 1982* | 16-Team Format | 7 | 0-1 | First Round |
| 1978 | Division Champions | 2 | 0-1 | AFC Divisional Round |
| 1976 | Wild Card | 4 | 0-1 | AFC Divisional Round |
| 1963 | Division Champions | -- | 1-1 | AFL Championship Game |

*Strike Year | Bold indicates Kraft era

37-21 Record

PLAYOFF BERTHS UNDER KRAFT

New England has qualified for the playoffs 27 times in the team's 61-year history. The Patriots have earned 21 of those playoff berths in the 27 seasons since Robert Kraft purchased the team in 1994. New England has won 22 division crowns overall (21 AFC East crowns) and has qualified as a Wild Card team on four occasions (1976, '85, '94 and '98). The Patriots also qualified for the playoffs in 1982 as part of a 16-team tournament following a players' strike.



ANNUAL ACHIEVEMENT

The Patriots are also the only team to win more than half of their games in 19 straight seasons since the 1970 AFL-NFL merger, more than the 49ers (16 straight from 1983-98) and the Cowboys (16 straight from 1970-85).

The Patriots have now won nine or more games in 23 of the 27 seasons Robert Kraft has owned the team.

MOST CONSECUTIVE WINNING SEASONS (SINCE 1970 NFL MERGER)

| Team | Years | Winning Seasons |
|---------------|---------|-----------------|
| New England | 2001-19 | 19 |
| San Francisco | 1983-98 | 16 |
| Dallas | 1970-85 | 16 |
| Oakland | 1970-80 | 11 |

MOST CONSECUTIVE WINNING SEASONS ALL-TIME

| Team | Years | Winning Seasons |
|---------------|---------|-----------------|
| Dallas | 1966-85 | 20 |
| New England | 2001-19 | 19 |
| San Francisco | 1983-98 | 16 |
| Oakland | 1965-80 | 16 |
| Chicago | 1930-44 | 15 |
| Green Bay | 1934-47 | 14 |
| Cleveland | 1957-69 | 13 |

CONTINUED ADVANCEMENT

TEAMS TO WIN AT LEAST ONE PLAYOFF GAME IN CONSECUTIVE SEASONS

| Team | Years | Consec. Seasons | Wins |
|--------------|---------|-----------------|------|
| New England | 2011-18 | 8 | 16 |
| Dallas | 1991-96 | 6 | 12 |
| Seattle | 2012-16 | 5 | 8 |
| New England | 2003-07 | 5 | 11 |
| Baltimore | 2008-12 | 5 | 9 |
| Philadelphia | 2000-04 | 5 | 7 |
| Green Bay | 1993-97 | 5 | 9 |
| Oakland | 1973-77 | 5 | 7 |

2019 AFC EAST CHAMPIONS

The New England Patriots claimed the AFC East Division title for the 11th consecutive season and for the 19th time under Robert Kraft in 2019. New England joined the Atlanta Braves as the only franchises from the NFL, NBA, MLB or NHL to win at least 10 straight division titles. Atlanta won 14 consecutive division championships from 1991-2005.

DIVISION CHAMPIONSHIPS SINCE 1994

| | |
|--------------|----|
| New England | 19 |
| Green Bay | 14 |
| Pittsburgh | 14 |
| Indianapolis | 10 |



PATRIOTS PLAYOFF NOTES

PLAYOFF TRENDS SINCE 1970

PATRIOTS PLAYOFF TRENDS (SINCE 1970 NFL MERGER)

| <i>All-Time (36-20)</i> | <i>Record</i> |
|--|---------------|
| vs. AFC..... | 30-15 |
| vs. NFC..... | 6-5 |
| Home..... | 23-5 |
| Away..... | 7-10 |
| Neutral..... | 6-5 |
| Leading at Halftime..... | 27-4 |
| Trailing at Halftime..... | 6-14 |
| Tied at Halftime..... | 3-2 |
| Leading After 3 Quarters..... | 26-4 |
| Tied After 3 Quarters..... | 4-0 |
| Trailing After 3 Quarters..... | 6-16 |
| Decided by 7 Points or Fewer..... | 15-10 |
| Decided by 3 Points or Fewer..... | 7-4 |
| When Scoring First..... | 27-8 |
| When Not Scoring First..... | 9-12 |
| Positive Turnover Ratio..... | 22-1 |
| Even Turnover Ratio..... | 6-5 |
| Negative Turnover Ratio..... | 8-14 |
| Winning or Even Penalty Ratio..... | 27-5 |
| Losing Penalty Ratio..... | 9-15 |
| With a 100-Yard Rusher..... | 11-0 |
| Without a 100-Yard Rusher..... | 25-20 |
| With a 100-Yard Receiver..... | 19-8 |
| Without a 100-Yard Receiver..... | 17-12 |
| When Allowing a 100-Yard Rusher..... | 4-6 |
| When Not Allowing a 100-Yard Rusher..... | 32-14 |
| When Allowing a 100-Yard Receiver..... | 9-8 |
| When Not Allowing a 100-Yard Receiver..... | 27-12 |
| With a 300-Yard Passer..... | 12-4 |
| Without a 300-Yard Passer..... | 24-16 |
| Allowing a 300-Yard Passer..... | 8-3 |
| Not Allowing a 300-Yard Passer..... | 28-17 |

RECORD PLAYOFF PARTICIPATION

The Patriots played at least one postseason game for 11 straight seasons from 2009-19, the most consecutive seasons participating in a postseason game in NFL history.

MOST CONSECUTIVE SEASONS PARTICIPATING IN A PLAYOFF GAME

| <i>Team</i> | <i>Consec. Seasons (Yrs)</i> |
|-------------------------|------------------------------|
| New England..... | 11 (2009-19) |
| Dallas..... | 9 (1975-83) |
| Indianapolis..... | 9 (2002-10) |
| Dallas..... | 8 (1966-73) |
| Green Bay..... | 8 (2009-16) |
| L.A. Rams..... | 8 (1973-80) |
| Pittsburgh..... | 8 (1972-79) |
| San Francisco..... | 8 (1983-90) |

MOST PLAYOFF WINS IN A DECADE

The Patriots won 16 playoff games in the 2010's, a new record for the most playoff victories by any NFL team in a decade.

MOST PLAYOFF VICTORIES IN A DECADE

| <i>Team</i> | <i>Decade</i> | <i>Playoff Wins</i> | <i>Championships</i> |
|--------------------|---------------|---------------------|----------------------|
| New England | 2010s | 16 | 2014, 16, 18 |
| New England | 2000s | 14 | 2001, 03, 04 |
| Dallas | 1970s | 14 | 1971, 77 |
| Pittsburgh | 1970s | 14 | 1974-75, 1978-79 |
| San Francisco | 1980s | 13 | 1981, 84, 1988-89 |
| Dallas | 1990s | 12 | 1992-93, 95 |
| Washington | 1980s | 11 | 1982, 87 |
| Buffalo | 1990s | 10 | -- |
| Philadelphia | 2000s | 10 | -- |
| Pittsburgh | 2000s | 10 | 2005, 08 |

SUSTAINED PLAYOFF SUCCESS

The Patriots won 12 playoff games from 2014-18, the NFL's highest playoff victory total over a five-season span.

MOST PLAYOFF VICTORIES IN A FIVE-YEAR SPAN

| <i>Team</i> | <i>5-Year Span</i> | <i>Playoff Wins</i> | <i>SB Wins</i> |
|--------------------|--------------------|---------------------|----------------|
| New England | 2014-18 | 12 | 3 |
| New England | 2003-07 | 11 | 2 |
| Dallas | 1991-95 | 11 | 3 |
| Dallas | 1992-96 | 11 | 3 |
| New England | 2013-17 | 10 | 2 |
| New England | 2001-05 | 10 | 3 |
| Pittsburgh | 1974-78 | 10 | 3 |
| Pittsburgh | 1975-79 | 10 | 3 |

PATS REACH 50 PLAYOFF GAMES

The Patriots are one of six NFL teams with 50 or more postseason games played in their franchise's history.

MOST POSTSEASON GAMES PLAYED

| <i>Team</i> | <i>Games Played</i> |
|-------------------------|---------------------|
| Dallas..... | 63 |
| Pittsburgh..... | 62 |
| Green Bay..... | 60 |
| New England..... | 58 |
| San Francisco..... | 53 |
| Minnesota..... | 51 |

PATRIOTS AT HOME IN THE PLAYOFFS

The Patriots are 23-5 (.821) at home in the playoffs in their history. Twenty-seven of the franchise's 28 home playoff games have taken place since Robert Kraft purchased the team in 1994. After Kraft bought the team, the Patriots won 11 consecutive home playoff games before experiencing a home loss.

PATRIOTS AT HOME IN THE PLAYOFFS (23-5)

| <i>Date</i> | <i>Round</i> | <i>Opponent</i> | <i>W/L</i> | <i>Score</i> |
|-------------|------------------|-----------------|------------|--------------|
| 01/04/20 | AFC Wild Card | Tennessee | L | 13-20 |
| 01/13/19 | AFC Divisional | L.A. Chargers | W | 41-28 |
| 01/21/18 | AFC Championship | Jacksonville | W | 24-20 |
| 01/13/18 | AFC Divisional | Tennessee | W | 35-14 |
| 01/22/17 | AFC Championship | Pittsburgh | W | 36-17 |
| 01/14/17 | AFC Divisional | Houston | W | 34-16 |
| 01/16/16 | AFC Divisional | Kansas City | W | 27-20 |
| 01/18/15 | AFC Championship | Indianapolis | W | 45-7 |
| 01/10/15 | AFC Divisional | Baltimore | W | 35-31 |
| 01/11/14 | AFC Divisional | Indianapolis | W | 43-22 |
| 01/20/13 | AFC Championship | Baltimore | L | 13-28 |
| 01/13/13 | AFC Divisional | Houston | W | 41-28 |
| 01/22/12 | AFC Championship | Baltimore | W | 23-20 |
| 01/14/12 | AFC Divisional | Denver | W | 45-10 |
| 01/16/11 | AFC Divisional | N.Y. Jets | L | 21-28 |
| 01/10/10 | AFC Wild Card | Baltimore | L | 14-33 |
| 01/20/08 | AFC Championship | San Diego | W | 21-12 |
| 01/12/08 | AFC Divisional | Jacksonville | W | 31-20 |
| 01/07/07 | AFC Wild Card | N.Y. Jets | W | 37-16 |
| 01/07/06 | AFC Wild Card | Jacksonville | W | 28-3 |
| 01/16/05 | AFC Divisional | Indianapolis | W | 20-3 |
| 01/18/04 | AFC Championship | Indianapolis | W | 24-14 |
| 01/10/04 | AFC Divisional | Tennessee | W | 17-14 |
| 01/19/02 | AFC Divisional | Oakland | W | 16-13 (OT) |
| 12/28/97 | AFC Wild Card | Miami | W | 17-3 |
| 01/12/97 | AFC Championship | Jacksonville | W | 20-6 |
| 01/05/97 | AFC Divisional | Pittsburgh | W | 28-3 |
| 12/31/78 | AFC Divisional | Houston | L | 14-31 |



PATRIOTS PLAYOFF NOTES

HOME DOMINANCE

The Patriots have a 23-5 (.821) all-time record in home playoff games. The Patriots .821 winning percentage at home in the post-season is first among teams with at least 15 home playoff games and their 23 wins are the most. The Patriots are one of four teams with at least 20 playoff wins at home. Pittsburgh, Dallas and San Francisco have 21 home wins in the postseason.

BEST HOME PLAYOFF RECORDS

| Team | Record | Win Pct. |
|-------------------|-----------|----------|
| New England | 23-5..... | .821 |
| Seattle | 12-3..... | .800 |
| Buffalo | 12-3..... | .800 |
| Las Vegas | 19-5..... | .792 |
| Denver..... | 17-5..... | .773 |
| Green Bay | 20-6..... | .769 |

AT HOME IN THE PLAYOFFS

LONGEST CONSECUTIVE HOME PLAYOFF WINNING STREAKS

| Team | Wins | Seasons |
|-------------------|---------|-----------|
| Green Bay | 13..... | 1939-2001 |
| New England | 11..... | 1996-2008 |
| Seattle | 10..... | 2005-16 |
| New England | 9..... | 2013-18 |
| Buffalo | 9..... | 1988-95 |
| Washington | 8..... | 1942-83 |

PATRIOTS IN THE WILD CARD ROUND

WILD CARD PLAYOFF RESULTS (4-5)

| Date | Round | Opponent | W/L | Score |
|-----------|---------------|-----------------|-----|-------|
| 01/04/20 | AFC Wild Card | Tennessee | L | 13-20 |
| 01/10/10 | AFC Wild Card | Baltimore | L | 14-33 |
| 01/07/07 | AFC Wild Card | N.Y. Jets | W | 37-16 |
| 01/07/06 | AFC Wild Card | Jacksonville | W | 28-3 |
| 01/03/99 | AFC Wild Card | at Jacksonville | L | 10-25 |
| 12/28/97 | AFC Wild Card | Miami | W | 17-3 |
| 01/01/95 | AFC Wild Card | at Cleveland | L | 13-20 |
| 12/28/85 | AFC Wild Card | at N.Y. Jets | W | 26-14 |
| 01/08/83* | First Round | at Miami | L | 13-28 |

*16-Team Format

PATRIOTS IN THE DIVISIONAL ROUND

DIVISIONAL PLAYOFF RESULTS (16-6)

| Date | Round | Opponent | W/L | Score |
|----------|-------------------|---------------|-----|------------|
| 01/13/19 | AFC Divisional | L.A. Chargers | W | 41-28 |
| 01/13/18 | AFC Divisional | Tennessee | W | 35-14 |
| 01/14/17 | AFC Divisional | Houston | W | 34-16 |
| 01/16/16 | AFC Divisional | Kansas City | W | 27-20 |
| 01/10/15 | AFC Divisional | Baltimore | W | 35-31 |
| 01/11/14 | AFC Divisional | Indianapolis | W | 43-22 |
| 01/13/13 | AFC Divisional | Houston | W | 41-28 |
| 01/14/12 | AFC Divisional | Denver | W | 45-10 |
| 01/16/11 | AFC Divisional | N.Y. Jets | L | 21-28 |
| 01/12/08 | AFC Divisional | Jacksonville | W | 31-20 |
| 01/14/07 | AFC Divisional at | San Diego | W | 24-21 |
| 01/14/06 | AFC Divisional at | Denver | L | 13-27 |
| 01/16/05 | AFC Divisional | Indianapolis | W | 20-3 |
| 01/10/04 | AFC Divisional | Tennessee | W | 17-14 |
| 01/19/02 | AFC Divisional | Oakland | W | 16-13 (OT) |
| 01/03/98 | AFC Divisional at | Pittsburgh | L | 6-7 |
| 01/05/97 | AFC Divisional | Pittsburgh | W | 28-3 |
| 01/04/87 | AFC Divisional at | Denver | L | 17-22 |
| 01/05/86 | AFC Divisional at | L.A. Raiders | W | 27-20 |
| 12/31/78 | AFC Divisional | Houston | L | 14-31 |
| 12/18/76 | AFC Divisional at | Oakland | L | 21-24 |
| 12/28/63 | AFC Divisional at | Buffalo | W | 26-8 |

PATRIOTS IN THE AFC TITLE GAME

AFC CHAMPIONSHIP GAME RESULTS (11-4)

| Date | Round | Opponent | W/L | Score |
|----------|---------------------|--------------|-----|------------|
| 01/20/19 | AFC Championship at | Kansas City | W | 37-31 (OT) |
| 01/21/18 | AFC Championship | Jacksonville | W | 24-20 |
| 01/22/17 | AFC Championship | Pittsburgh | W | 36-17 |
| 01/24/16 | AFC Championship at | Denver | L | 18-20 |
| 01/18/15 | AFC Championship | Indianapolis | W | 45-7 |
| 01/19/14 | AFC Championship at | Denver | L | 16-26 |
| 01/20/13 | AFC Championship | Baltimore | L | 13-28 |
| 01/22/12 | AFC Championship | Baltimore | W | 23-20 |
| 01/20/08 | AFC Championship | San Diego | W | 21-12 |
| 01/21/07 | AFC Championship at | Indianapolis | L | 34-38 |
| 01/23/05 | AFC Championship at | Pittsburgh | W | 41-27 |
| 01/18/04 | AFC Championship | Indianapolis | W | 24-14 |
| 01/27/02 | AFC Championship at | Pittsburgh | W | 24-17 |
| 01/12/97 | AFC Championship | Jacksonville | W | 20-6 |
| 01/12/86 | AFC Championship at | Miami | W | 31-14 |

PATRIOTS IN THE SUPER BOWL

SUPER BOWL RESULTS (6-5)

| Date | Round | Opponent | W/L | Score |
|----------|--------------------|--------------|-----|------------|
| 02/03/19 | Super Bowl LIII | L.A. Rams | W | 13-3 |
| 02/04/18 | Super Bowl LII | Philadelphia | L | 33-41 |
| 02/05/17 | Super Bowl LI | Atlanta | W | 34-28 (OT) |
| 02/01/15 | Super Bowl XLIX | Seattle | W | 28-24 |
| 02/05/12 | Super Bowl XLVI | N.Y. Giants | L | 17-21 |
| 02/03/08 | Super Bowl XLII | N.Y. Giants | L | 14-17 |
| 02/06/05 | Super Bowl XXXIX | Philadelphia | W | 24-21 |
| 02/01/04 | Super Bowl XXXVIII | Carolina | W | 32-29 |
| 02/03/02 | Super Bowl XXXVI | St. Louis | W | 20-17 |
| 01/26/96 | Super Bowl XXXI | Green Bay | L | 21-35 |
| 01/26/86 | Super Bowl XX | Chicago | L | 10-46 |

WRAPPING IT UP

The Patriots clinched the division title for the 22nd time in their history in 2019. It was the 11th consecutive year that the Patriots won the division.

DIVISION-CLINCHING GAMES

| Year | Date Clinched | Opponent | Score | Record | 2nd Place |
|------|---------------|----------|-------|--------|-------------|
| 2019 | 12/21/19 | BUF | 24-17 | 12-4 | BUF (10-6) |
| 2018 | 12/23/18 | BUF | 24-12 | 11-5 | MIA (7-9) |
| 2017 | 12/17/17 | at PIT | 27-24 | 13-3 | BUF (9-7) |
| 2016 | 12/18/16 | at DEN | 16-3 | 14-2 | MIA (10-6) |
| 2015 | 12/13/15 | at HOU | 27-6 | 12-4 | NYJ (10-6) |
| 2014 | 12/14/14 | MIA | 41-13 | 12-4 | BUF (9-7) |
| 2013 | 12/15/13 | at BAL | 41-7 | 12-4 | NYJ (8-8) |
| 2012 | 12/02/12 | at MIA | 23-16 | 12-4 | MIA (7-9) |
| 2011 | 12/18/11 | at DEN | 41-23 | 13-3 | NYJ (8-8) |
| 2010 | 12/26/10 | at BUF | 34-3 | 14-2 | NYJ (11-5) |
| 2009 | 12/27/09 | JAX | 35-7 | 10-6 | NYJ (9-7) |
| 2007 | 11/25/07 | PHI | 31-28 | 16-0 | BUF (7-9) |
| 2006 | 12/24/06 | at JAX | 24-21 | 12-4 | NYJ (10-6) |
| 2005 | 12/17/05 | TB | 28-0 | 10-6 | MIA (9-7) |
| 2004 | 12/12/04 | CIN | 35-28 | 14-2 | NYJ (10-6) |
| 2003 | 12/07/03 | MIA | 12-0 | 14-2 | MIA (10-6) |
| 2001 | 01/06/02@ | at CAR | 38-6 | 11-5 | MIA (11-5) |
| 1997 | 12/22/97@ | at MIA | 14-12 | 10-6 | MIA (9-7) |
| 1996 | 12/15/96 | at DAL | 6-12 | 11-5 | BUF (10-6) |
| 1986 | 12/22/86@ | at MIA | 34-27 | 11-5 | NYJ (10-6) |
| 1978 | 12/10/78 | BUF | 26-24 | 11-5 | MIA (11-5) |
| 1963 | 12/28/63* | at BUF | 26-8 | 7-6-1 | BUF (7-6-1) |

@Season Finale

*Division-deciding AFL playoff in Buffalo, N.Y.



PATRIOTS PLAYOFF NOTES

EIGHT STRAIGHT AFC CHAMP. GAMES

The Patriots advanced to the AFC Championship for the eighth straight season in 2018, the most consecutive conference title game appearances by any team in NFL history.

MOST CONSECUTIVE CONFERENCE CHAMPIONSHIP GAME APPEARANCES SINCE 1970 MERGER

| Team | Years | Results |
|---------------|-----------------------------|---------------------------|
| New England | (8) 2011-18 ... (5-3) | W, L, L, W, L, W, W, W |
| Oakland | (5) 1973-77 | (1-4) L, L, L, W, L |
| Philadelphia | (4) 2001-04 | (1-3) L, L, L, W |
| Buffalo | (4) 1990-93 | (4-0) W, W, W, W |
| Dallas | (4) 1970-73 | (2-2) W, W, L, L |
| Dallas | (4) 1992-95 | (3-1) W, W, L, W |
| Kansas City | (3) 2018-20 | (1-1) L, W, W |
| San Francisco | (3) 2011-13 | (1-2) L, W, L |
| Dallas | (3) 1980-82 | (0-3) L, L, L |
| Green Bay | (3) 1995-97 | (2-1) L, W, W |
| Miami | (3) 1971-73 | (3-0) W, W, W |
| Pittsburgh | (3) 1974-76 | (2-1) W, W, L |
| San Francisco | (3) 1992-94 | (1-2) L, L, W |
| San Francisco | (3) 1988-90 | (2-1) W, W, L |
| St. Louis | (3) 1974-76 | (0-3) L, L, L |

PATRIOTS MOST BYES SINCE 2001

The Patriots secured a first round playoff bye in 2018 for the 13th time since 2001 — a feat unmatched by any team in the NFL in the last 18 years.

MOST PLAYOFF BYES SINCE 2001

| Team | Playoff Byes |
|--------------|--------------|
| New England | 13 |
| Denver | 5 |
| Pittsburgh | 5 |
| Atlanta | 4 |
| Chicago | 4 |
| Philadelphia | 4 |

MOST BYES SINCE 1990

The Patriots lead the NFL with 14 first-round byes since the current NFL playoff format was instituted in 1990. The Patriots earned a first-round bye for nine straight seasons from 2010-18, becoming the first team in NFL history to do so. Dallas and San Francisco earned four straight byes from 1992-95 and Denver had four straight from 2012-15.

MOST BYES SINCE 1990

| Team | Playoff Byes |
|---------------|--------------|
| New England | 14 |
| Pittsburgh | 9 |
| San Francisco | 9 |
| Denver | 8 |

TITLE TOWN

The Patriots extended their mark to 11 straight division titles in 2019. They joined the Atlanta Braves (14) as the only franchises from the NFL, NBA, MLB or NHL to win at least 10 straight division titles. The New York Yankees (1998-2006), Colorado Avalanche (1995-2003), LA Lakers (1982-90) and Boston Celtics (1957-65) are the teams from the other major four sports that have streaks of nine straight titles.

MOST CONSECUTIVE NFL DIVISION TITLES

| Team | Division | Titles | Years |
|---------------|------------------------|--------|---------|
| New England | AFC East | 11 | 2009-19 |
| L.A. Rams | NFC West | 7 | 1973-79 |
| Pittsburgh | AFC Central | 6 | 1974-79 |
| Minnesota | NFC Central | 6 | 1973-78 |
| Dallas | NFL Capitol/NFC East | 6 | 1966-71 |
| Cleveland | American/Eastern Conf. | 6 | 1950-55 |
| New England | AFC East | 5 | 2003-07 |
| Kansas City | AFC West | 5 | 2016-20 |
| Denver | AFC West | 5 | 2011-15 |
| Indianapolis | AFC South | 5 | 2003-07 |
| Dallas | NFC East | 5 | 1992-96 |
| San Francisco | NFC West | 5 | 1986-90 |
| Chicago | NFC Central | 5 | 1984-88 |
| Oakland | AFC West | 5 | 1972-76 |

The Patriots won the AFC East for 11 straight seasons from 2009-19, besting the five straight the team won from 2003-07 for the longest streak in AFC East division history. The Patriots have also won 17 of the last 19 division crowns overall and 19 division titles in the 26 seasons since Robert Kraft bought the team in 1994.

MOST CONSECUTIVE AFC EAST TITLES

| Team | Streak | Years |
|-----------------|----------|--------------|
| New England | 11 | 2009-19 |
| New England | 5 | 2003-07 |
| Buffalo | 4 | 1988-91 |
| Miami | 4 | 1981, 83-85* |
| Miami | 4 | 1971-74 |
| Baltimore Colts | 3 | 1975-77 |
| Buffalo Bills | 3 | 1964-66@ |

*Due to 1982 strike, the NFL played just a nine-game season and the standings were not divided into divisions that season.

@AFL

ALL-TIME SUPER BOWL BERTHS

The Patriots advanced to their 11th Super Bowl in the 2018 season, a total that is the most in NFL history.

MOST SUPER BOWL APPEARANCES

| Team | Super Bowls |
|------------------------|-------------|
| New England | 11 |
| Dallas | 8 |
| Denver | 8 |
| Pittsburgh | 8 |
| San Francisco | 7 |
| GB, NYG, OAK, WAS, MIA | 5 |



PATRIOTS REFERENCE NOTES

CONSECUTIVE WINNING SEASONS

The Patriots have 34 seasons in which the team has finished above .500 since the 1970 merger, second only to the Pittsburgh Steelers with 37. New England also led the NFL with 19 consecutive winning seasons (2001-19).

MOST CONSECUTIVE SEASONS AT .500 OR BETTER

| Team | Seasons | Consecutive Seasons |
|-------------|---------|---------------------|
| Dallas | 1965-85 | 21 |
| New England | 2001-19 | 19 |
| Cleveland | 1957-73 | 17 |

STRONG IN THE SECOND HALF

Since 2001, the Patriots have done a remarkable job of finishing the season strong, compiling an NFL-best 117-38 (.755) record in games on or after Thanksgiving.

PATRIOTS BEFORE AND AFTER THANKSGIVING SINCE 2001

| Season | Pre-Thanksgiving | Post-Thanksgiving | Overall |
|---------------|----------------------|----------------------|---------------|
| 2001 | 5-5 (.500) | 9-0 (1.000) | 14-5* |
| 2002 | 6-5 (.545) | 3-2 (.600)^ | 9-7 |
| 2003 | 9-2 (.818) | 8-0 (1.000) | 17-2* |
| 2004 | 9-1 (.900) | 8-1 (.889) | 17-2* |
| 2005 | 6-4 (.600) | 5-3 (.625) | 11-7* |
| 2006 | 7-3 (.700) | 7-2 (.777) | 14-5* |
| 2007 | 10-0 (1.000) | 8-1 (.889) | 18-1* |
| 2008 | 7-4 (.636) | 4-1 (.800) | 11-5 |
| 2009 | 7-3 (.700) | 3-4 (.429) | 10-7* |
| 2010 | 8-2 (.800) | 6-1 (.857)^ | 14-3* |
| 2011 | 7-3 (.700) | 8-1 (.889) | 15-4* |
| 2012 | 7-3 (.700) | 6-2 (.750)^ | 13-5* |
| 2013 | 8-3 (.727) | 5-2 (.833) | 13-5* |
| 2014 | 9-2 (.818) | 6-2 (.750) | 15-4* |
| 2015 | 10-0 (1.000) | 3-5 (.375) | 13-5* |
| 2016 | 8-2 (.800) | 9-0 (1.000) | 17-2* |
| 2017 | 8-2 (.800) | 7-2 (.777) | 15-4* |
| 2018 | 7-3 (.700) | 7-2 (.778) | 14-5* |
| 2019 | 10-1 (.909) | 2-4 (.333) | 12-5* |
| 2020 | 4-6 (.400) | 3-3 (.500) | 7-9 |
| Totals | 152-54 (.738) | 117-38 (.755) | 269-92 |

*Includes playoffs ^Includes games played on Thanksgiving

BEST RECORDS ON OR AFTER THANKSGIVING SINCE 2001 (INCLUDING PLAYOFFS)

| Team | W | L | T | Pct. |
|--------------|-----|----|---|------|
| New England | 117 | 38 | 0 | .755 |
| Pittsburgh | 91 | 50 | 0 | .645 |
| Green Bay | 91 | 52 | 0 | .636 |
| Baltimore | 83 | 54 | 0 | .606 |
| Philadelphia | 83 | 57 | 0 | .593 |

FORCING THE ISSUE

The Patriots lead the NFL with a plus-228 turnover margin since 1994.

NFL TURNOVER MARGIN SINCE 1994

| | |
|-------------|------|
| New England | +228 |
| Kansas City | +161 |
| Green Bay | +117 |

SHARP AT GILLETTE

The Patriots not only have the best home record in the NFL since 1970 but the club also owns two 20-game home win streaks in Gillette Stadium history: a 20-game regular season win streak from 2008-11 and a 21-game win streak from 2017-19 that included the playoffs.

Gillette STADIUM

HIGHEST HOME WINNING PERCENTAGE SINCE 1970 (MINIMUM 25 GAMES)

| Team | Stadium | W-L-T | Win Pct. |
|-------------|----------------------|----------|----------|
| New England | Gillette Stadium | 126-26-0 | .829 |
| Miami | Orange Bowl | 101-22-1 | .819 |
| Minnesota | Metropolitan Stadium | 64-23-1 | .733 |
| Pittsburgh | Heinz Field | 116-43-1 | .728 |
| Pittsburgh | Three Rivers Stadium | 169-67-0 | .716 |
| Denver | Mile High Stadium | 167-66-4 | .715 |
| Seattle | Century Link | 106-46-0 | .697 |

LONGEST HOME WINNING STREAK/PATRIOTS HISTORY (REGULAR SEASON ONLY)

| Streak | First Win | Last Win |
|--------|----------------|---------------|
| 20 | Dec. 21, 2008 | Oct. 16, 2011 |
| 18 | Oct. 22, 2017 | Nov. 24, 2019 |
| 18 | Dec. 29, 2002 | Sept. 8, 2005 |
| 16 | Dec. 30, 2012 | Dec. 28, 2014 |
| 12 | Nov. 26, 2006 | Sept. 7, 2008 |
| 10 | Sept. 18, 1976 | Oct. 30, 1977 |

LONGEST HOME WINNING STREAK/NFL HISTORY (REGULAR SEASON)

| Streak | Team |
|--------|-----------------------|
| 27 | Miami (1971-74) |
| 25 | Green Bay (1995-98) |
| 24 | Denver (1996-98) |
| 20 | New England (2008-11) |
| 20 | Green Bay (1928-32) |

LONGEST HOME WINNING STREAK/PATRIOTS HISTORY (REGULAR SEASON AND POSTSEASON)

| Streak | First Win | Last Win |
|--------|---------------|---------------|
| 21 | Oct. 22, 2017 | Nov. 24, 2019 |
| 21 | Dec. 29, 2002 | Sept. 8, 2005 |

LONGEST HOME WINNING STREAK/NFL HISTORY (REGULAR SEASON AND POSTSEASON)

| Streak | Team |
|--------|-----------------------|
| 31 | Miami (1971-74) |
| 29 | Green Bay (1995-98) |
| 21 | New England (2017-19) |
| 21 | New England (2002-05) |
| 20 | Green Bay (1929-32) |

TOP OFFENSE

The Patriots finished in the top-10 in offense for seven straight seasons (2007-13), third behind the San Francisco 49ers with 15 (1982-96) and the 11 straight by New Orleans (2006-16)

TOP-10 OFFENSE

Since the 1970 merger, the Patriots offense has finished with a top-10 ranking 23 times, including 13 times under Bill Belichick.

TOP-10 OFFENSE UNDER BILL BELICHICK

| Year | Rank | Yards per Game |
|-----------|--------|----------------|
| 2018..... | 5..... | 393.4 |
| 2017..... | 1..... | 394.2 |
| 2016..... | 4..... | 386.3 |
| 2015..... | 6..... | 374.4 |
| 2013..... | 7..... | 384.5 |
| 2012..... | 1..... | 427.9 |
| 2011..... | 2..... | 428.0 |
| 2010..... | 8..... | 363.8 |
| 2009..... | 3..... | 397.3 |
| 2008..... | 5..... | 365.4 |
| 2007..... | 1..... | 411.3 |
| 2005..... | 7..... | 352.0 |
| 2004..... | 7..... | 411.3 |

BEND DON'T BREAK

The Patriots finished first in the NFL in total defense for the first time in team history in 2019 and first in points allowed for the third time in team history.

PATRIOTS DEFENSIVE RANKINGS SINCE 2000

| Year | Avg. Points Allowed | Avg. Yds Allowed |
|-----------|---------------------|------------------|
| 2020..... | 20.4 (7)..... | 353.8 (15) |
| 2019..... | 14.0 (1)..... | 275.9 (1) |
| 2018..... | 20.3 (7)..... | 359.1 (21) |
| 2017..... | 18.5 (5)..... | 366.0 (29) |
| 2016..... | 15.6 (1)..... | 326.4 (8) |
| 2015..... | 19.7 (10)..... | 339.4 (9) |
| 2014..... | 19.5 (8)..... | 344.1 (13) |
| 2013..... | 21.1 (10)..... | 373.1 (26) |
| 2012..... | 20.7 (9t)..... | 373.3 (25) |
| 2011..... | 21.4 (15)..... | 411.1 (31) |
| 2010..... | 19.6 (8)..... | 365.5 (25) |
| 2009..... | 17.8 (5)..... | 320.2 (11) |
| 2008..... | 19.3 (8)..... | 309.0 (10) |
| 2007..... | 17.1 (4)..... | 288.3 (4) |
| 2006..... | 14.8 (2)..... | 294.4 (6) |
| 2005..... | 21.1 (17)..... | 330.2 (26) |
| 2004..... | 16.3 (2t)..... | 310.6 (9) |
| 2003..... | 14.9 (1)..... | 291.6 (7) |
| 2002..... | 21.6 (17)..... | 336.1 (23) |
| 2001..... | 17.0 (6)..... | 334.5 (24) |
| 2000..... | 21.1 (17)..... | 334.6 (20) |

IN A RUSH FOR THE END ZONE

Since 2003, the Patriots and Saints are the only teams to average at least one rushing touchdown per game. The Patriots have 315 rushing touchdowns in 288 games.

MOST RUSHING TOUCHDOWNS SINCE 2003 (REGULAR SEASON ONLY)

| Team | Rush TDs since 2003 |
|------------------|---------------------|
| New England..... | 315 |
| New Orleans..... | 293 |

HISTORIC SCORING CLIP

The Patriots had a historic scoring output over a three-game span in October and November 2014. New England tied a team record by scoring 40 or more points in three consecutive games from Oct. 26 to Nov. 16. The Patriots also scored 40 or more in three straight games in 2007. The Patriots have scored 40 or more points 62 times in team history, including 35 times since Bill Belichick became head coach in 2000, and 19 times since 2010.

MOST CONSECUTIVE GAMES WITH 40+ POINTS IN PATRIOTS HISTORY

| Gm | Year | Game 1 | Game 2 | Game 3 |
|----|------|-------------------------|---------------------------|------------------------|
| 3 | 2014 | 10/26/14 (51-23 v. CHI) | 11/02/14 (43-21 v. DEN) | 11/16/14 (42-20 @ IND) |
| 3 | 2007 | 10/14/07 (48-27 @ DAL) | 10/21/07 (49-28 @ MIA) | 10/28/07 (52-7 v. WAS) |
| 2 | 1962 | 09/21/62 (41-16 v. DEN) | 10/06/62 (43-14 @ NYT) | |
| 2 | 2002 | 09/15/02 (44-7 @ NYJ) | 09/22/02 (41-38 v. KC) | |
| 2 | 2008 | 12/14/08 (49-26 @ OAK) | 12/21/08 (47-7 v. ARZ) | |
| 2 | 2010 | 11/25/10 (45-24 @ DET) | 12/06/10 (45-3 v. NYJ) | |
| 2 | 2012 | 11/18/12 (59-24 v. IND) | 11/22/12 (49-19 @ NYJ) | |
| 2 | 2015 | 09/20/15 (40-32 @ BUF) | 09/27/15 (51-17 vs. JACK) | |

SCORING FLURRY

The Patriots scored three touchdowns in a 57-second span during the final two minutes of the first half against Chicago on Oct. 26, 2014, turning a 17-7 lead into a 38-7 cushion. It was the fastest three-touchdown flurry in the NFL since the Patriots had three touchdowns in 52 seconds against the New York Jets on Nov. 22, 2012. The Patriots are one of three teams to score three touchdowns in under a minute since the 1970 merger, and are the only team to have achieved the feat twice.

NFL TEAMS TO SCORE THREE TDs IN LESS THAN ONE MINUTE

| Team | Opponent | Date |
|------------------|----------------|----------|
| New England..... | Chicago..... | 10/26/14 |
| New England..... | N.Y. Jets..... | 11/22/12 |
| Seattle..... | Minnesota..... | 09/29/02 |
| Atlanta..... | Carolina..... | 10/04/98 |

HOW THE PATRIOTS SCORED THREE TOUCHDOWNS IN 57 SECONDS:

- Rob Gronkowski caught a 2-yard touchdown pass from Tom Brady with 1:57 left in the first half to make the score 24-7 and cap off a 10-play, 80-yard drive.
- After the Patriots defense forced a three-and-out, a 42-yard Julian Edelman punt return gave New England possession at the Chicago 9-yard line, and Brady found Brandon LaFell for a 9-yard touchdown on the next play to give the Patriots a 31-7 lead with 1:07 left in the first half.
- On the Bears first play following the LaFell touchdown, Zach Moore forced a Jay Cutler fumble that was recovered by Rob Ninkovich and returned for a 15-yard touchdown that gave the Patriots a 38-7 Patriots lead with 55 seconds left in the first half.

COMEBACKS FOR THE AGES

The Patriots have staged two historic come-from-behind victories over the past several seasons:

Belichick coached the Patriots back from a 25-point deficit to win Super Bowl LI. A comeback of that magnitude is extremely rare. There had been 2,656 games in which a team led by 25 points or more in NFL history, including the postseason. Teams leading by 25 had recorded 2,647 wins, seven losses and two ties, a winning percentage of .997.

New England came back from a 24-point deficit to defeat the Broncos, 34-31, in overtime in a Sunday Night Football matchup on Nov. 24, 2013, marking the largest regular season comeback win in team history, after trailing 24-0 at halftime.

New England's previous best comeback win was from a 23-0 deficit to win, 38-23, vs. Seattle (09/16/84). The Patriots also came back from 22 points down to win at the New York Giants, 23-22 (12/21/96). The Patriots have come from 21 points down to win four times, most recently vs. Buffalo (01/01/12).



PATRIOTS FOOTBALL NETWORK

The Patriots Football Network (PFN) is the full portfolio of media offerings from the six-time Super Bowl Champion New England Patriots. PFN provides Patriots content produced both in-house and with media partners spanning print, television, radio and the Internet.

PATRIOTS ALL ACCESS

The Emmy Award-winning "Patriots All-Access" airs weekly throughout the season on WBZ-TV Channel 4 in Boston and regional affiliates in Hartford, Providence, Springfield, Burlington, Portland and Bangor. "Patriots All-Access" features exclusive behind-the-scenes access and in-depth weekly features on Patriots players and personnel. Hosted by WBZ's Steve Burton, the show features weekly sit-downs with Bill Belichick including the popular "Belestrator" segment where the coach breaks down upcoming opponents with Scott Zolak.

"Patriots All-Access" airs Fridays from 7-8 p.m. on **WBZ-TV** and Sunday from 9-10 a.m. on **myTV38** in Boston. **Check local listings for airtime.**

PATRIOTS THIS WEEK

Insider information. Passionate debate. Timely analysis. That's what "Patriots This Week" delivers. The show, hosted by Bob Socci with former Patriots Scott Zolak and Matt Chatham, is a fast-paced, half-hour of football talk. From breaking down the previous contest to game planning the next opponent, there's no better way to get ready for football than "Patriots This Week" — every Friday night at 10:30 p.m. on NBC Sports Boston.

PATRIOTS.COM

NEWS

Patriots.com features daily updates and exclusive content from the writers of Patriots Football Weekly, offering everything from breaking news to player features and the popular "Unfiltered Q&A" postings.

VIDEO

The Patriots offer video ready for any device with a screen. Live video includes every Bill Belichick and player press conference, the Dunkin' pregame and postgame shows and other events such as special episodes of Patriots All-Access and the Patriots Hall of Fame induction ceremony. On demand video ranges from daily news updates, special features, player interviews, game highlights and Patriots Cheerleaders. Video offerings also include exclusive content such as postgame locker room celebrations and "Belichick Breakdowns" where coach gives his unique insight into opponents and plays.

AUDIO

Live, original radio shows and on demand podcasts produced from the studios at Gillette Stadium are available on Patriots.com, the Patriots app, TuneIn Radio, iTunes and other podcast platforms. The line-up includes "Patriots Unfiltered," the team's flagship show featuring the writers from Patriots.com and "Patriots Playbook" with John Rooke. Also, "Pats from the Past" has Patriots Hall of Fame Executive Director Bryan Morry and Matt Smith, Patriots Executive Producer, sitting down for extended conversations with former Patriots. Morry and Smith's combined 40 years of experience with the team makes for great interviews with fan favorites over the decades.

Additional audio content includes every press conference and conference call, player interviews, Training Camp-cast, Patriots Roster Report, Patriots Prospect Reports and special live NFL Draft shows. Wherever there's a speaker, there's Patriots audio, anytime, anywhere. Check Patriots.com for in-season and out-of-season schedules.

PHOTOS

The Patriots in-house photographers produce the largest selection of Patriots game action and behind-the-scenes photos in the world. Hundreds of player and cheerleader galleries will keep you clicking!

PATRIOTS SOCIAL MEDIA

The Patriots social media channels bring the fans closer to the team with unmatched behind-the-scenes access. From press releases and roster transactions to action photos and exclusive videos, the Patriots social media accounts are a must follow for all Patriots fans. The Patriots are active on multiple platforms, providing on-field statistics and milestones, off-the-field lifestyle content as well as information, news and updates. Follow the team's official accounts: Facebook (NewEnglandPatriots), Twitter (@patriots), Instagram (@patriots), Snapchat ('patriots'), YouTube (patriots), Google+ (+patriots) Pinterest (patriots) and TikTok (patriots).

PATRIOTS MONDAY ON WEEI

WEEI Sports Radio broadcasts Patriots Monday each week, offering fans unique insight and analysis from Bill Belichick and Patriots players. WEEI will broadcast Patriots Monday each week, kicking off with "The Greg Hill Show" at 6 a.m., followed by Dale Arnold and Rich Keefe at 10 a.m. and Glenn Ordway, Lou Merloni and Christian Fauria from 2 to 6 p.m.

PATRIOTS FRIDAY ON WEEI

WEEI also broadcasts Patriots Friday each week, offering fans a look ahead at the weekend's game, match ups and rivalries. Various Patriots players will be featured on air. WEEI will broadcast Patriots Fridays each week throughout the season with.

98.5 THE SPORTS HUB PATRIOTS RADIO NETWORK



FLAGSHIP STATION OF THE NEW ENGLAND PATRIOTS

98.5 The Sports Hub is the Patriots flagship station, broadcasting every Patriots game across its radio network and featuring broadcasting duo Bob Socci and Scott Zolak. Three hours prior to kickoff, during halftime and after the game, Marc Bertrand and Chris Gasper will be serving up all the timely news and notes, while Jim Murray will join Bertrand for the postgame news, including live sound from the postgame press conferences.

FLAGSHIP STATION

WBZ-FM Boston 98.5 FM

MASSACHUSETTS

| | | |
|--------|-------------|------------------|
| WBZ-FM | Boston | 98.5 FM |
| WAQY | Springfield | 102.1 FM |
| WBEC | Pittsfield | 1420 AM |
| WPKZ | Fitchburg | 1280 AM/105.3 FM |
| WNAW | North Adams | 1230 AM |
| WBSM | New Bedford | 1420 AM |
| WPVQ | Greenfield | 95.3 FM |
| WSAR | Fall River | 1480 AM |
| WWFX | Worcester | 100.1 FM |
| WXTK | Hyannis | 95.1 FM |
| WMRC | Milford | 103.1 FM/1490 AM |
| WBOQ | Gloucester | 104.9 FM |

MAINE

| | | |
|------|--------------|----------|
| WBLM | Portland | 102.9 FM |
| WEBB | Augusta | 98.5 FM |
| WEZQ | Bangor | 92.9 FM |
| WOZI | Presque Isle | 101.9 FM |

CONNECTICUT

| | | |
|------|-----------|---------|
| WTIC | Hartford | 1080 AM |
| WINY | Putnam | 1350 AM |
| WGCH | Greenwich | 1490 AM |

NEW HAMPSHIRE

| | | |
|------|------------------|---------------------------|
| WFNQ | Nashua | 106.3 FM |
| WPKQ | North Conway | 103.7 FM |
| WSAK | Hampton | 102.1 FM |
| WSHK | Portsmouth/Dover | 105.3 FM |
| WNNH | Concord | 99.1 FM |
| WLNH | Laconia | 98.3 FM |
| WINQ | Keene | 98.7 FM |
| WTSV | Claremont | 94.3, 94.5 FM/ 1230 AM |

VERMONT

| | | |
|------|------------------|----------|
| WCPV | Burlington | 101.3 FM |
| WDVT | Rutland | 94.5 FM |
| WINQ | Brattleboro | 1490 AM |
| WRFK | Barre/Montpelier | 107.1 FM |

RHODE ISLAND

| | | |
|------|------------|---------|
| WPRO | Providence | 630 AM |
| WEAN | Providence | 99.7 FM |

NEW YORK

| | | |
|------|-----------|---------|
| WHTK | Rochester | 1280 AM |
|------|-----------|---------|

ALABAMA

| | | |
|------|--------|--------------|
| WQSI | Auburn | 93.9/95.9 FM |
|------|--------|--------------|



WINNINGEST PRO SPORTS TEAMS SINCE 1994

PATRIOTS ARE WINNINGEST PRO SPORTS FRANCHISE SINCE 1994

Since the 1994 season, the Patriots have won 69.1 percent of their regular season games (298-133), which is the highest winning percentage in major American professional sports over that period. Since 1994, there have been 145 franchises that have fielded teams in the five major American sports leagues (NFL, MLB, NBA, NHL and MLS) and completed more than two full seasons of competition.

HIGHEST WINNING PERCENTAGE IN MAJOR AMERICAN PROFESSIONAL SPORTS, 1994-PRESENT

(Regular Season – Includes National Football League, Major League Baseball, National Basketball Association, National Hockey League and Major League Soccer)

Records updated through games completed on January 5, 2021

| Rk. | Records since 1994 | Lg. | W | L | T/OTL | PCT. |
|-----------|-------------------------------------|------------|-------------|-------------|------------|--------------|
| 1 | New England Patriots | NFL | 297 | 133 | 0 | 0.691 |
| 2 | San Antonio Spurs | NBA | 1402 | 672 | 0 | 0.676 |
| 3 | Pittsburgh Steelers | NFL | 275 | 155 | 2 | 0.639 |
| 4 | Green Bay Packers | NFL | 274 | 156 | 2 | 0.637 |
| 5 | Detroit Red Wings | NHL | 1075 | 622 | 274 | 0.615 |
| 6 | New York Yankees | MLB | 2468 | 1733 | 0 | 0.587 |
| 7 | Indianapolis Colts | NFL | 253 | 179 | 0 | 0.586 |
| 8 | Seattle Sounders FC | MLS | 182 | 117 | 89 | 0.584 |
| 9 | Dallas Stars | NHL | 1019 | 690 | 260 | 0.584 |
| 10 | Utah Jazz | NBA | 1206 | 868 | 0 | 0.581 |
| 11 | Philadelphia Flyers | NHL | 987 | 675 | 294 | 0.580 |
| 12 | Boston Bruins | NHL | 995 | 683 | 292 | 0.579 |
| 13 | St. Louis Blues | NHL | 1009 | 697 | 2266 | 0.579 |
| 14 | New Jersey Devils | NHL | 1003 | 697 | 269 | 0.578 |
| 15 | Houston Rockets | NBA | 1196 | 878 | 0 | 0.577 |
| 16 | Pittsburgh Penguins | NHL | 1017 | 717 | 234 | 0.576 |
| 17 | Oklahoma City/Seattle Thunder | NBA | 1195 | 879 | 0 | 0.576 |
| 18 | Los Angeles Lakers | NBA | 1194 | 879 | 0 | 0.576 |
| 19 | Washington Capitals | NHL | 1001 | 712 | 251 | 0.574 |
| 20 | Denver Broncos | NFL | 247 | 185 | 0 | 0.572 |
| 21 | New York City FC | MLS | 87 | 60 | 46 | 0.570 |
| 22 | Colorado Avalanche/Quebec Nordiques | NHL | 998 | 728 | 244 | 0.569 |
| 23 | San Jose Sharks | NHL | 988 | 728 | 258 | 0.566 |
| 24 | Miami Heat | NBA | 1165 | 900 | 0 | 0.564 |
| 25 | Baltimore Ravens | NFL | 225 | 174 | 1 | 0.564 |
| 26 | Nashville Predators | NHL | 821 | 623 | 221 | 0.559 |
| 27 | Indiana Pacers | NBA | 1156 | 918 | 0 | 0.557 |
| 28 | Kansas City Chiefs | NFL | 240 | 191 | 0 | 0.557 |
| 29 | Seattle Seahawks | NFL | 240 | 192 | 1 | 0.556 |
| 30 | Atlanta Braves | MLB | 2334 | 1869 | 0 | 0.555 |
| 32 | Los Angeles Galaxy | MLS | 330 | 272 | 162 | 0.550 |
| 33 | Boston Red Sox | MLB | 2305 | 1901 | 0 | 0.548 |
| 34 | Dallas Mavericks | NBA | 1138 | 939 | 0 | 0.548 |
| 35 | Philadelphia Eagles | NFL | 235 | 194 | 2 | 0.548 |
| 36 | Minnesota Wild | NHL | 724 | 583 | 204 | 0.547 |
| 37 | Anaheim Ducks | NHL | 940 | 757 | 273 | 0.546 |
| 38 | Los Angeles Dodgers | MLB | 2298 | 1908 | 0 | 0.546 |
| 39 | Portland Trail Blazers | NBA | 1124 | 98 | 0 | 0.543 |
| 40 | Vancouver Canucks | NHL | 931 | 767 | 264 | 0.542 |
| 41 | St. Louis Cardinals | MLB | 2272 | 1921 | 0 | 0.542 |
| 42 | Chicago Blackhawks | NHL | 922 | 761 | 273 | 0.541 |
| 39 | Minnesota Vikings | NFL | 233 | 197 | 2 | 0.541 |
| 43 | New York Rangers | NHL | 941 | 788 | 241 | 0.539 |
| 44 | Montreal Canadiens | NHL | 928 | 779 | 264 | 0.538 |
| 45 | Dallas Cowboys | NFL | 232 | 200 | 0 | 0.537 |
| 46 | Ottawa Senators | NHL | 924 | 781 | 266 | 0.536 |
| 47 | Cleveland Indians | MLB | 2243 | 1958 | 0 | 0.534 |
| 48 | Toronto Maple Leafs | NHL | 921 | 793 | 256 | 0.532 |
| 49 | Portland Timbers | MLS | 127 | 109 | 93 | 0.527 |
| 50 | Calgary Flames | NHL | 904 | 808 | 258 | 0.524 |

NOTES: This analysis uses NFL rules when calculating winning percentage, counting ties as a half-win and a half-loss. For NHL teams, overtime losses (OTL) and ties from 2001-2004 (the NHL abolished ties in 2005-2006 and instituted a shootout system) are counted as ties when calculating winning percentage.

*The Miami Fusion were contracted following the 2001 MLS season.

HIGHEST WINNING PERCENTAGE AMONG BOSTON-AREA MAJOR PROFESSIONAL SPORTS TEAMS, 1994-PRESENT

(Rankings listed below are each team's overall ranking among the 145 major American pro sports teams that have completed more than two full seasons of competition)

Records updated through games completed on January 5, 2021

| Rank | Team | Lg. | W | L | T/OTL | Pct. |
|----------|-----------------------------|------------|------------|------------|----------|--------------|
| 1 | New England Patriots | NFL | 298 | 133 | 0 | 0.691 |
| 12 | Boston Bruins | NHL | 975 | 677 | 291 | 0.577 |
| 33 | Boston Red Sox | MLB | 2305 | 1901 | 0 | 0.548 |
| 59 | Boston Celtics | NBA | 1072 | 1001 | 0 | 0.517 |
| 102 | New England Revolution | MLS | 292 | 327 | 169 | 0.478 |