NEW ENGLAND PATRIOTS

GAME RELEASE

REGULAR SEASON WEEK 17

NEW ENGLAND PATRIOTS VS. MIAMI DOLPHINS

NEW ENGLAND PATRIOTS

GAME RELEASE

REGULAR SEASON WEEK 17

NEW ENGLAND PATRIOTS VS. MIAMI DOLPHINS

TABLE OF CONTENTS

TEAM INFORMATION

Game Summary 3
Broadcast Information 3
Media Schedule 3
2019 Patriots Schedule 3
2019 AFC East Standings 3
2019 Regular-Season Statistics 4
2019 Player Participation 6
2019 Game-By-Game Starters 7
Rosters & Depth Chart 8
Matchup Notes 15
What to Look for This Week 18
Week 16 Recap 22
Projected Contributors 24
Patriots Pro Bowlers 26

INDIVIDUAL AND TEAM NOTES

Robert Kraft 28
What to Watch for in 2019 30
Patriots Team Notes 31
Home Dominance 36
Inside the Numbers 37
Bill Belichick 38
Tom Brady 41
Tom Brady Playoff Notes 50
Patriots Offensive Notes 52
Patriots Defensive Notes 58
Patriots Reference Notes 61
Patriots Playoff Notes 62
Patriots Football Network 65

NEW ENGLAND PATRIOTS

GAME RELEASE

REGULAR SEASON WEEK 17

NEW ENGLAND PATRIOTS VS. MIAMI DOLPHINS

MEDIA SCHEDULE

ALL TIMES ARE APPROXIMATE

TUESDAY, DECEMBER 24

10:30 a.m. Media workroom opens
11:30 a.m. Media availability at practice
1:15 p.m. Approximate time for player availability (Patriots locker room)
4 p.m. Patriots head coach Bill Belichick conference call

WEDNESDAY, DECEMBER 25

Merry Christmas - No media availability

THURSDAY, DECEMBER 26

11:30 a.m. Media workroom opens
12:40 p.m. Media availability at practice
4 p.m. Approximate time for player availability (Patriots locker room)

FRIDAY, DECEMBER 27

10 a.m. Media workroom opens
12:40 p.m. Patriots head coach Bill Belichick press availability
11:55 a.m. Media availability at practice
1:40 p.m. Approximate time for player availability (Patriots locker room)

SATURDAY, DECEMBER 28

Patriots Walkthrough - No media availability

SUNDAY, DECEMBER 29

1 p.m. **Patriots vs. Miami Dolphins**

2019 PATRIOTS SCHEDULE

REGULAR SEASON (12-3)

Sun., Sept. 8		**Pittsburgh**	**33-3**	**W**
Sun, Sept. 15	**at**	**Miami**	**43-0**	**W**
Sun., Sept. 22		**N.Y. Jets**	**30-14**	**W**
Sun., Sept. 29	**at**	**Buffalo**	**16-10**	**W**
Sun., Oct. 6	**at**	**Washington**	**33-7**	**W**
Thu., Oct. 10		**N.Y. Giants**	**35-14**	**W**
Mon., Oct. 21	**at**	**N.Y. Jets**	**33-0**	**W**
Sun., Oct. 27		**Cleveland**	**27-13**	**W**
Sun., Nov. 3	**at**	**Baltimore**	**20-37**	**L**
Sun., Nov. 10		**BYE WEEK**		
Sun., Nov. 17	**at**	**Philadelphia**	**17-10**	**W**
Sun., Nov. 24		**Dallas**	**13-9**	**W**
Sun., Dec. 1	**at**	**Houston**	**22-28**	**L**
Sun., Dec. 8		**Kansas City**	**16-23**	**L**
Sun., Dec. 15	**at**	**Cincinnati**	**34-13**	**W**
Sat., Dec. 21		**Buffalo**	**24-17**	**W**
Sun., Dec. 29		Miami	1:00 p.m.	CBS

2019 AFC EAST STANDINGS

TEAM	*W*	*L*	*T*	*PCT.*	*PF*	*PA*
Z-- NEW ENGLAND	**12**	**3**	**0**	**.800**	**396**	**198**
Y-- Buffalo Bills	10	5	0	.667	308	246
New York Jets	6	9	0	.400	263	353
Miami Dolphins	4	11	0	.267	279	470

Z--: Clinched Division
Y--: Clinched Playoff Berth

GAME SUMMARY

NEW ENGLAND PATRIOTS (12-3) VS. MIAMI DOLPHINS (4-11)

Sunday, Dec. 29 • Gillette Stadium (65,878) • 1:00 p.m. ET

The New England Patriots will close out the 2019 regular season at home against the Miami Dolphins. New England shut out Miami, 43-0, in the first meeting of the year on Sept. 15 at Hard Rock Stadium. The Patriots look to become the third NFL team since 1976 to shutout an opponent twice in the same season. In 2002 the Atlanta Falcons shut out the Carolina Panthers 30-0 and 41-0. The 1976 Denver Broncos shutout the San Diego Chargers twice in 1976 with 26-0 and 17-0 victories.

BROADCAST INFORMATION

TELEVISION: This week's game will be broadcast by **CBS** and can be seen locally on **WBZ-TV Channel 4**. **Greg Gumbel** will handle play-by-play duties with **Trent Green** as the color analyst. **Melanie Collins** will work from the sidelines. The game will be produced by **Ken Mack** and directed by **Suzanne Smith**.

NATIONAL RADIO: Sunday's game will be broadcast to a national audience on **Sports USA Radio**. **Larry Kahn** will call the game with **Hank Bauer** providing analysis. **Troy West** will report from the sidelines.

LOCAL RADIO: **98.5 The Sports Hub** is the flagship station for the **Patriots Radio Network**. A complete listing of the network's 38 stations can be found in this press release. Play-by-play broadcaster **Bob Socci** will call the action along with former Patriots quarterback **Scott Zolak**, who will provide color analysis. The games are produced by **Marc Cappello**.

PATRIOTS LOOK TO LOCK UP ANOTHER PLAYOFF BYE

The Patriots lead the NFL with 14 first-round byes since the current NFL playoff format was instituted in 1990. The Patriots earned a first-round bye for the ninth consecutive season in 2018, becoming the first team in NFL history to do so. With a win over Miami on Sunday, New England will claim a first-round playoff bye for the 10th straight year. Dallas and San Francisco earned four straight byes from 1992-95 and Denver had four straight from 2012-15.

MOST PLAYOFF BYES SINCE 1990

Team	*Playoff Byes*
New England	**14**
Pittsburgh	9
Denver	8
San Francisco	8

MOST PLAYOFF BYES SINCE 2001

Team	*Playoff Byes*
New England	**13**
Denver	5
Pittsburgh	5
Atlanta	4
Chicago	4
Philadelphia	4

WEEK 17 HIGHLIGHTS

PAGE 15: New England Patriots vs. Miami Dolphins matchup notes
PAGE 18: What to look for in this week's game
PAGE 34: The Patriots are on the verge of extending their NFL record for consecutive seasons scoring 400 or more points.
PAGE 45: Tom Brady is within reach of the 11th 4,000-yard passing season of his career.

MEDIA CONTACTS

Stacey James, Vice President of Media Relations, staceyj@patriots.com, 508-326-6868
Aaron Salkin, Director of Media Relations, aarons@patriots.com, 508-326-6870
Michael Jurovaty, Asst. Director of Media Relations, mjurovaty@patriots.com, 508-326-6187
Anne Noland, Communications Strategist, annen@patriots.com, 508-431-7773

2019 REGULAR SEASON OFFENSIVE STATISTICS

WON 12, LOST 3

09/08 W 33- 3	Pittsburgh	65,878
09/15 W 43- 0	at Miami	65,513
09/22 W 30-14	N.Y. Jets	65,878
09/29 W 16-10	at Buffalo	70,317
10/06 W 33- 7	at Washington	76,483
10/10 W 35-14	N.Y. Giants	65,878
10/21 W 33- 0	at N.Y. Jets	78,523
10/27 W 27-13	Cleveland	65,878
11/03 L 20-37	at Baltimore	71,157
11/17 W 17-10	at Philadelphia	69,796
11/24 W 13- 9	Dallas	65,878
12/01 L 22-28	at Houston	72,025
12/08 L 16-23	Kansas City	65,878
12/15 W 34-13	at Cincinnati	57,066
12/21 W 24-17	Buffalo	65,878
12/29	Miami	

	N.E.	Opp.
TOTAL FIRST DOWNS	320	235
Rushing	102	67
Passing	189	131
Penalty	29	37
3rd Down: Made/Att	84/218	42/183
3rd Down Pct.	38.5	23.0
4th Down: Made/Att	6/15	8/21
4th Down Pct.	40.0	38.1
POSSESSION AVG.	32:04	27:56
TOTAL NET YARDS	5312	4025
Avg. Per Game	354.1	268.3
Total Plays	1038	880
Avg. Per Play	5.1	4.6
NET YARDS RUSHING	1568	1465
Avg. Per Game	104.5	97.7
Total Rushes	420	343
NET YARDS PASSING	3744	2560
Avg. Per Game	249.6	170.7
Sacked/Yards Lost	27/188	45/314
Gross Yards	3932	2874
Att./Completions	591/362	492/274
Completion Pct.	61.3	55.7
Had Intercepted	8	25
PUNTS/AVERAGE	77/44.9	86/42.8
NET PUNTING AVG.	77/41.2	86/39.4
PENALTIES/YARDS	88/774	103/885
FUMBLES/BALL LOST	10/5	24/11
TOUCHDOWNS	46	22
Rushing	16	6
Passing	23	12
Returns	7	4

* SCORE BY PERIODS	Q1	Q2	Q3	Q4	OT	PTS
TEAM	118	87	100	91	0	396
OPPONENTS	43	75	44	36	0	198

* SCORING	TD	Ru	Pa	Rt	K-PAT	FG	S	PTS
Folk	0	0	0	0	9/ 9	13/16	0	48
Edelman	6	0	6	0			0	38
Michel	6	6	0	0			0	36
Gostkowski	0	0	0	0	11/15	7/ 8	0	32
White	5	1	4	0			0	32
Dorsett	5	0	5	0			0	30
Nugent	0	0	0	0	15/16	5/ 8	0	30
Bolden	4	3	1	0			0	24
Brady	3	3	0	0			0	18
Burkhead	3	3	0	0			0	18
Gilmore	2	0	0	2			0	12
Harry	2	0	2	0			0	12
Sanu LG	2	0	2	0			0	12
Sanu TM	1	0	1	0			0	6
Brown	1	0	1	0			0	6
Collins	1	0	0	1			0	6
Gordon TM	1	0	1	0			0	6
Hightower	1	0	0	1			0	6
Izzo	1	0	1	0			0	6
LaCosse	1	0	1	0			0	6
Slater	1	0	0	1			0	6
Van Noy	1	0	0	1			0	6
Winovich	1	0	0	1			0	6
Forbath TM	0	0	0	0	1/ 2	1/ 1	0	4
TEAM	46	16	23	7	36/42	26/33	1	396
OPPONENTS	22	6	12	4	21/22	15/17	0	198

* PASSING	Att	Cmp	Yds	Cmp%	Yds/Att	TD	TD%	Int	Int%	Long	Sack/Lost	Rating
Brady	584	357	3836	61.1	6.57	22	3.8	7	1.2	59	26/ 181	88.0
Stidham	4	2	14	50.0	3.50	0	0.0	1	25.0	11	1/ 7	18.8
Edelman	2	2	47	100.0	23.50	1	50.0	0	0.0	32	0/ 0	158.3
White	1	1	35	100.0	35.00	0	0.0	0	0.0	35	0/ 0	118.8
TEAM	591	362	3932	61.3	6.65	23	3.9	8	1.4	59	27/ 188	88.2
OPPONENTS	492	274	2874	55.7	5.84	12	2.4	25	5.1	64t	45/ 314	59.8

* RUSHING		No.	Yds	Avg	Long	TD
Michel		229	838	3.7	26	6
White		65	259	4.0	32	1
Burkhead		59	254	4.3	33t	3
Bolden		15	68	4.5	21	3
Harry		4	40	10.0	18	0
Brady		26	34	1.3	17	3
Edelman		8	27	3.4	9	0
Dorsett		3	21	7.0	9	0
Harris		4	12	3.0	13	0
Sanu	LG	3	11	3.7	8	0
Sanu	TM	1	8	8.0	8	0
Brown		1	5	5.0	5	0
Develin		2	3	1.5	2	0
Gordon	TM	1	1	1.0	1	0
Stidham		2	-2	-1.0	-1	0
TEAM		420	1568	3.7	33t	16
OPPONENTS		343	1465	4.3	65t	6

* RECEIVING		No.	Yds	Avg	Long	TD
Edelman		97	1091	11.2	44	6
White		69	612	8.9	59	4
Sanu	LG	56	485	8.7	28	2
Sanu	TM	23	172	7.5	19	1
Dorsett		28	347	12.4	58t	5
Meyers		26	359	13.8	35	0
Burkhead		26	273	10.5	32	0
Gordon	TM	20	287	14.4	44	1
Watson		16	169	10.6	26	0
LaCosse		13	131	10.1	24	1
Michel		12	94	7.8	19	0
Bolden		9	111	12.3	29t	1
Harry		9	76	8.4	12	2
Izzo		6	114	19.0	41	1
Brown		4	56	14.0	20t	1
Olszewski		2	34	17.0	29	0
Johnson		1	5	5.0	5	0
Tomlinson	TM	1	1	1.0	1	0
TEAM		362	3932	10.9	59	23
OPPONENTS		274	2874	10.5	64t	12

* INTERCEPTIONS	No.	Yds	Avg	Long	TD
Gilmore	6	126	21.0	64t	2
D. McCourty	5	49	9.8	24	0
Jackson	5	39	7.8	19	0
Collins	3	85	28.3	69t	1
Harmon	2	27	13.5	27	0
J. McCourty	1	16	16.0	16	0
Simon	1	6	6.0	6	0
Guy	1	5	5.0	5	0
T. Brooks	1	0	0.0	0	0
TEAM	25	353	14.1	69t	3
OPPONENTS	8	176	22.0	62	1

* PUNTING	No.	Yds	Avg	Net	TB	In	Lg	B
Bailey	77	3460	44.9	41.2	6	33	65	0
TEAM	77	3460	44.9	41.2	6	33	65	0
OPPONENTS	86	3678	42.8	39.4	3	27	63	4

* PUNT RETURNS	Ret	FC	Yds	Avg	Long	TD
Olszewski	20	16	179	9.0	22	0
Sanu LG	9	7	49	5.4	14	0
Sanu TM	8	7	47	5.9	14	0
Burkhead	0	1	0	---	---	0
TEAM	28	24	226	8.1	22	0
OPPONENTS	26	18	168	6.5	17	0

* KICKOFF RETURNS	No.	Yds	Avg	Long	TD
Bolden	22	477	21.7	34	0
White	2	41	20.5	21	0
Edelman	1	19	19.0	19	0
TEAM	25	537	21.5	34	0
OPPONENTS	28	589	21.0	40	0

* FIELD GOALS	1-19	20-29	30-39	40-49	50+
Folk	1/ 1	4/ 4	3/ 3	4/ 7	1/ 1
Gostkowski	0/ 0	3/ 3	3/ 3	1/ 2	0/ 0
Nugent	0/ 0	3/ 4	2/ 3	0/ 1	0/ 0
Forbath TM	0/ 0	1/ 1	0/ 0	0/ 0	0/ 0
TEAM	1/ 1	11/12	8/ 9	5/10	1/ 1
OPPONENTS	1/ 1	2/ 2	5/ 5	7/ 9	0/ 0

2-Pt Conv: Edelman, White, TM 2-4, OPP 0-0

2019 REGULAR SEASON DEFENSIVE STATISTICS

PLAYER	TACKLES			SACKS			INTERCEPTIONS				FUMBLES				SP. TEAMS				
Name	TT	UT	A	S	Yds	QH	Int	Yds	TD	PD	FF	FR	Yds	TD	TT	UT	A	FF	FR
Jamie Collins Sr.	78	54	24	6.0	48.5	10	3	85	1	7	3	1	0	0	1	1	0	0	0
Dont'a Hightower	66	43	23	5.5	42.5	11	0	0	0	4	0	1	26	1	0	0	0	0	0
Lawrence Guy	58	34	24	2.0	13.0	4	1	5	0	1	0	2	0	0	0	0	0	0	0
Danny Shelton	56	27	29	3.0	24.0	6	0	0	0	0	1	0	0	0	0	0	0	0	0
Devin McCourty	56	43	13	0.0	0.0	0	5	49	0	7	2	1	0	0	0	0	0	0	0
Kyle Van Noy	49	36	13	6.5	42.5	12	0	0	0	3	3	2	22	1	0	0	0	0	0
Jonathan Jones	47	34	13	0.0	0.0	0	0	0	0	8	2	0	0	0	2	1	1	0	0
Patrick Chung	47	33	14	0.0	0.0	0	0	0	0	2	0	0	0	0	0	0	0	0	0
Stephon Gilmore	45	37	8	0.0	0.0	0	6	126	2	19	0	1	0	0	0	0	0	0	0
John Simon	40	25	15	4.0	24.0	6	1	6	0	4	1	0	0	0	1	0	1	0	0
Jason McCourty	39	31	8	0.0	0.0	0	1	16	0	6	0	0	0	0	1	0	1	0	0
Ja'Whaun Bentley	36	24	12	0.0	0.0	1	0	0	0	1	0	0	0	0	5	4	1	0	0
J.C. Jackson	29	23	6	0.0	0.0	1	5	39	0	10	0	0	0	0	0	0	0	0	0
Elandon Roberts	28	19	9	1.0	11.0	3	0	0	0	2	0	0	0	0	0	0	0	0	0
Deatrich Wise Jr.	24	20	4	2.0	12.0	10	0	0	0	0	1	0	0	0	0	0	0	0	0
Adam Butler	24	16	8	6.0	35.5	8	0	0	0	4	0	0	0	0	0	0	0	0	0
Terrence Brooks	21	14	7	0.0	0.0	3	1	0	0	3	0	0	0	0	2	2	0	0	0
Duron Harmon	20	17	3	0.0	0.0	2	2	27	0	3	0	0	0	0	0	0	0	0	0
Chase Winovich	19	12	7	5.5	37.5	10	0	0	0	0	0	0	0	0	6	5	1	0	0
Shilique Calhoun	9	6	3	0.0	0.0	3	0	0	0	0	1	0	0	0	0	0	0	0	0
Michael Bennett	5	4	1	2.5	22.5	4	0	0	0	1	0	0	0	0	0	0	0	0	0
Byron Cowart	2	1	1	0.0	0.0	0	0	0	0	0	0	0	0	0	0	0	0	0	0
Joejuan Williams	2	2	0	0.0	0.0	0	0	0	0	1	0	0	0	0	1	1	0	0	0
Gunner Olszewski	0	0	0	0.0	0.0	0	0	0	0	0	0	0	0	0	1	1	0	0	0
Team	0	0	0	1.0	1.0	0	0	0	0	0	0	0	0	0	0	0	0	0	0
Jordan Richards	0	0	0	0.0	0.0	0	0	0	0	0	0	0	0	0	2	2	0	0	0
Rex Burkhead	0	0	0	0.0	0.0	0	0	0	0	0	0	0	0	0	5	4	1	0	0
Justin Bethel	0	0	0	0.0	0.0	0	0	0	0	0	0	0	0	0	5	4	1	0	1
Joe Cardona	0	0	0	0.0	0.0	0	0	0	0	0	0	0	0	0	2	0	2	0	0
Nate Ebner	0	0	0	0.0	0.0	0	0	0	0	0	0	0	0	0	6	5	1	0	0
Matthew Slater	0	0	0	0.0	0.0	0	0	0	0	0	0	0	0	0	10	7	3	0	1
Jake Bailey	0	0	0	0.0	0.0	0	0	0	0	0	0	0	0	0	1	1	0	0	0
Brandon Bolden	0	0	0	0.0	0.0	0	0	0	0	0	0	0	0	0	7	7	0	1	0
Stephen Gostkowski	0	0	0	0.0	0.0	0	0	0	0	0	0	0	0	0	3	3	0	0	0
	800	**555**	**245**	**45.0**	**314.0**	**94**	**25**	**353**	**3**	**86**	**14**	**8**	**48**	**2**	**61**	**48**	**13**	**1**	**2**

FUMBLES - LOST (10-5)				
	No.	Lost	Own Rec	O.B.
Tom Brady	4	1	3	0
Rex Burkhead	1	1	0	0
Julian Edelman	2	1	0	1
Sony Michel	2	1	1	0
Gunner Olszewski	1	1	0	0
	10	**5**	**4**	**1**

KEY	
TT-Total Tackles	**Int/Yds-**Interceptions/Yards Returned
UT-Unassisted Tackles	**PD-**Passes Defensed
A-Assisted Tackles	**FF-**Forced Fumbles

MISC. OFFENSIVE STATS				
	Tkl	Ast	FF	FR
Tom Brady	1	0	0	0
James Develin	1	0	0	0
Julian Edelman	1	0	0	0
Shaq Mason	1	0	0	0
Sony Michel	1	0	0	0
Mohamed Sanu Sr.	1	0	0	0
James White	1	0	0	0
	7	**0**	**0**	**0**

BLOCKED KICKS			
	XP	FG	P
Brandon Bolden	0	0	1
Nate Ebner	0	0	1
J.C. Jackson	0	0	1
Matthew Slater	0	0	1
Totals	**0**	**0**	**4**

NEW ENGLAND PATRIOTS 2019 STATS PACK

PATRIOTS PARTICIPATION

	Regular Season																				
Player	**GP**	**GS**	**DNP**	**INA**	**PIT**	**at MIA**	**NYJ**	**at BUF**	**at WAS**	**NYG**	**at NYJ**	**CLE**	**at BAL**	**at PHI**	**DAL**	**at HOU**	**KC**	**at CIN**	**BUF**	**MIA**
Bailey, Jake	15	0	0	0	sub	sub	sub	sub	sub	sub	sub	sub	sub	sub	sub	sub	sub	sub	sub	
Benenoch, Caleb	0	0	0	2			X	X												
Bennett, Michael	6	1	0	1	RE	sub	sub	sub	sub	sub	X									
Bentley, Ja'Whaun	15	2	0	0	sub	sub	sub	LB	sub	sub	sub	sub	sub	LB	sub	sub	sub	sub	sub	
Bethel, Justin	8	0	0	0								sub	sub	sub	sub	sub	sub	sub	sub	
Bolden, Brandon	14	2	0	1	sub	X	RB	sub	sub	sub	sub	sub	sub	RB	sub	sub	sub	sub	sub	
Brady, Tom	15	15	0	0	QB	QB	QB	QB	QB	QB	QB	QB	QB	QB	QB	QB	QB	QB	QB	
Brooks, Terrence	15	0	0	0	sub	sub	sub	sub	sub	sub	sub	sub	sub	sub	sub	sub	sub	sub	sub	
Brown, Antonio	1	0	0	0		sub														
Burkhead, Rex	12	1	0	3	sub	sub	RB	sub	X	X	X	sub	sub	sub	sub	sub	sub	sub	sub	
Butler, Adam	15	2	0	0	sub	RE	sub	sub	RE	sub	sub	sub	sub	sub	sub	sub	sub	sub	sub	
Calhoun, Shilique	14	1	0	1	LE	sub	X	sub	sub	sub	sub	sub	sub	sub	sub	sub	sub	sub	sub	
Cannon, Marcus	14	14	0	1	RT	X	RT	RT	RT	RT	RT	RT	RT	RT	RT	RT	RT	RT	RT	
Cardona, Joe	15	0	0	0	sub	sub	sub	sub	sub	sub	sub	sub	sub	sub	sub	sub	sub	sub	sub	
Chung, Patrick	12	11	0	3	S	sub	S	S	X	S	X	S	S	X	S	S	S	S	S	
Collins Sr., Jamie	15	14	0	0	LB	LB	LB	LB	LB	LB	LB	LB	LB	LB	LB	LB	sub	LB	LB	
Cowart, Byron	5	0	0	10	X	sub	sub	X	X	X	sub	X	sub	X	sub	X	X	X	X	
Cunningham, Korey	1	0	1	13	X	sub	X	X	X	X	X	dnp	X	X	X	X	X	X	X	
Develin, James	2	2	0	1	FB	FB	X													
Dorsett II, Phillip	13	4	0	2	sub	sub	sub	sub	sub	X	WR	WR	WR	WR	X	sub	sub	sub	sub	
Ebner, Nate	13	0	0	2	sub	sub	X	sub	X	sub	sub	sub	sub	sub	sub	sub	sub	sub	sub	
Edelman, Julian	15	13	0	0	WR	WR	WR	WR	WR	sub	WR	WR	WR	WR	WR	sub	WR	WR	WR	
Eluemunor, Jermaine	10	0	1	4	sub	X	sub	sub	dnp	sub	sub	sub	sub	sub	sub	X	sub	X	X	
Ferentz, James	14	2	1	0	sub	sub	sub	sub	sub	sub	sub	RG	sub	dnp	sub	sub	C	sub	sub	
Folk, Nick	6	0	0	0									sub	sub	sub		sub	sub	sub	
Forbath, Kai	1	0	0	0												sub				
Gilmore, Stephon	15	15	0	0	RCB	RCB	RCB	RCB	RCB	RCB	RCB	RCB	RCB	RCB	RCB	RCB	RCB	RCB	RCB	
Gordon, Josh	6	6	0	1	WR	WR	WR	WR	WR	WR	X									
Gostkowski, Stephen	4	0	0	0	sub	sub	sub	sub												
Guy, Lawrence	15	15	0	0	DT	LE	LE	LE	LE	LE	LE	LE	LE	LE	LE	LE	LE	LE	LE	
Harmon, Duron	15	7	0	0	sub	sub	sub	sub	S	sub	S	sub	sub	sub	DB	DB	DB	DB	DB	
Harris, Damien	2	0	0	13	X	X	sub	X	X	X	sub	X	X	X	X	X	X	X	X	
Harry, N'Keal	6	4	0	1									X	sub	WR	WR	sub	WR	WR	
Hightower, Dont'a	14	14	0	1	LB	LB	LB	X	LB	LB	LB	LB	LB	LB	LB	LB	LB	LB	LB	
Izzo, Ryan	6	4	1	8	TE	sub	TE	TE	sub	TE	X	X	dnp	X	X	X	X	X	X	
Jackson, J.C.	15	5	0	0	sub	sub	sub	sub	sub	sub	sub	sub	sub	sub	LCB	LCB	LCB	LCB	LCB	
Johnson, Jakob	4	3	0	0			sub	FB	FB	FB										
Jones, Jonathan	14	9	0	1	DB	S	DB	DB	sub	DB	sub	DB	DB	S	sub	sub	DB	sub	X	
Karras, Ted	14	14	0	1	C	C	C	C	C	C	C	C	C	C	C	C	X	C	C	
Kessler, Cody	0	0	0	10				X	X	X			X	X	X	X	X	X	X	
LaCosse, Matt	10	7	1	4	dnp	TE	X	sub	TE	TE	X	X	X	sub	sub	TE	TE	TE	TE	
Mason, Shaq	14	14	0	1	RG	RG	RG	RG	RG	RG	RG	X	RG	RG	RG	RG	RG	RG	RG	
McCourty, Devin	15	15	0	0	S	S	S	S	S	S	S	S	S	S	S	S	S	S	S	
McCourty, Jason	12	10	0	3	LCB	LCB	LCB	LCB	LCB	LCB	LCB	LCB	LCB	LCB	X	X	sub	X	sub	
Melifonwu, Obi	0	0	0	1	X															
Meyers, Jakobi	14	1	0	1	sub	X	sub	sub	sub	sub	sub	sub	sub	sub	WR	sub	sub	sub	sub	
Michel, Sony	15	13	0	0	RB	RB	sub	RB	RB	RB	RB	RB	sub	RB	RB	RB	RB	RB	RB	
Newhouse, Marshall	14	9	0	0		RT	LT	LT	LT	LT	LT	LT	LT	LT	sub	sub	sub	sub	sub	
Nugent, Mike	4	0	0	0					sub	sub	sub	sub								
Olszewsi, Gunner	8	0	0	2	sub	sub	sub	sub	sub	sub	sub	sub	X	X						
Richards, Jordan	3	0	0	0					sub	sub	sub									
Roberts, Elandon	15	4	0	0	sub	LB	LB	sub	LB	sub	LB	sub	sub	sub	sub	sub	sub	sub	sub	
Sanu Sr., Mohamed	7	5	0	1								sub	WR	sub	X	WR	WR	WR	WR	
Shelton, Danny	15	13	0	0	sub	DT	DT	DT	DT	DT	DT	DT	DT	DT	DT	DT	sub	DT	DT	
Simon, John	15	11	0	0	LB	sub	RE	RE	sub	RE	sub	RE	RE	sub	RE	RE	RE	RE	RE	
Slater, Matthew	15	0	0	0	sub	sub	sub	sub	sub	sub	sub	sub	sub	sub	sub	sub	sub	sub	sub	
Stidham, Jarrett	3	0	12	0	dnp	dnp	sub	dnp	sub	dnp	sub	dnp	dnp	dnp	dnp	dnp	dnp	dnp	dnp	
Thomas, Demaryius	0	0	0	1	X															
Thuney, Joe	15	15	0	0	LG	LG	LG	LG	LG	LG	LG	LG	LG	LG	LG	LG	LG	LG	LG	
Tomlinson, Eric	2	2	0	0							TE	TE								
Van Noy, Kyle	14	13	0	1	X	LB	sub	LB	LB	LB	LB	LB	LB	LB	LB	LB	LB	LB	LB	
Watson, Ben	9	7	0	0							TE	TE	TE	TE	TE	TE	TE	sub	sub	
White, James	14	1	0	1	sub	sub	X	sub	sub	sub	sub	sub	RB	sub	sub	sub	sub	sub	sub	
Williams, Joejuan	8	0	0	7	X	X	sub	X	sub	X	sub	X	X	sub	sub	sub	X	sub	sub	
Winovich, Chase	15	0	0	0	sub	sub	sub	sub	sub	sub	sub	sub	sub	sub	sub	sub	sub	sub	sub	
Wise Jr., Deatrich	13	3	1	1	sub	X	sub	sub	sub	sub	RE	sub	dnp	RE	sub	sub	DT	sub	sub	
Wynn, Isaiah	7	7	0	0	LT	LT									LT	LT	LT	LT	LT	
Totals	672	330	18	104																

X - inactive / CAPS - starters / sub - played / dnp - did not play / PS - Practice Squad

KEY:

Not on active roster

GAME-BY-GAME STARTERS

2019 OFFENSIVE STARTERS BY GAME

Date	Opponent	WR	LT	LG	C	RG	RT	TE	WR	QB	RB	TE
09/08	Pittsburgh	J. Gordon	I. Wynn	J. Thuney	T. Karras	S. Mason	M. Cannon	R. Izzo	J. Edelman	T. Brady	S. Michel	J. Develin (FB)
09/15	at Miami	J. Gordon	I. Wynn	J. Thuney	T. Karras	S. Mason	M. Newhouse	M. LaCosse	J. Edelman	T. Brady	S. Michel	J. Develin (FB)
09/22	N.Y. Jets	J. Gordon	M. Newhouse	J. Thuney	T. Karras	S. Mason	M. Cannon	R. Izzo	J. Edelman	T. Brady	B. Bolden	R. Burkhead (RB)
09/29	at Buffalo	J. Gordon	M. Newhouse	J. Thuney	T. Karras	S. Mason	M. Cannon	R. Izzo	J. Edelman	T. Brady	S. Michel	J. Johnson (FB)
10/06	at Washington	J. Gordon	M. Newhouse	J. Thuney	T. Karras	S. Mason	M. Cannon	M. LaCosse	J. Edelman	T. Brady	S. Michel	J. Johnson (FB)
10/10	N.Y. Giants	J. Gordon	M. Newhouse	J. Thuney	T. Karras	S. Mason	M. Cannon	M. LaCosse	J. Johnson (FB)	T. Brady	S. Michel	R. Izzo
10/21	at N.Y. Jets	P. Dorsett II	M. Newhouse	J. Thuney	T. Karras	S. Mason	M. Cannon	B. Watson	J. Edelman	T. Brady	S. Michel	E. Tomlinson
10/27	Cleveland	P. Dorsett II	M. Newhouse	J. Thuney	T. Karras	J. Ferentz	M. Cannon	B. Watson	J. Edelman	T. Brady	S. Michel	E. Tomlinson
11/03	at Baltimore	P. Dorsett II	M. Newhouse	J. Thuney	T. Karras	S. Mason	M. Cannon	B. Watson	J. Edelman	T. Brady	J. White	M. Sanu Sr. (WR)
11/17	at Philadelphia	P. Dorsett II	M. Newhouse	J. Thuney	T. Karras	S. Mason	M. Cannon	B. Watson	J. Edelman	T. Brady	S. Michel	B. Bolden (RB)
11/24	Dallas	N.Harry	I. Wynn	J.Thuney	T. Karras	S. Mason	M. Cannon	B. Watson	J. Edelman	T. Brady	S. Michel	J. Meyers (WR)
12/01	at Houston	N.Harry	I. Wynn	J. Thuney	T. Karras	S. Mason	M. Cannon	B. Watson	M. Sanu	T. Brady	S. Michel	B. Watson
12/08	Kansas City	M. Sanu Sr.	I. Wynn	J. Thuney	J. Ferentz	S. Mason	M. Cannon	B. Watson	J. Edelman	T. Brady	S. Michel	M. LaCosse
12/15	at Cincinnati	M. Sanu Sr.	I. Wynn	J. Thuney	T. Karras	S. Mason	M. Cannon	M. LaCosse	J. Edelman	T. Brady	S. Michel	N. Harry (WR)
12/21	Buffalo	M. Sanu Sr.	I. Wynn	J. Thuney	T. Karras	S. Mason	M. Cannon	M. LaCosse	J. Edelman	T. Brady	S. Michel	N. Harry (WR)
12/29	Miami											

2019 DEFENSIVE STARTERS BY GAME

Date	Opponent	LE	DT	RE	LB	LB	LB	LB	LCB	RCB	S	S
09/08	Pittsburgh	S. Calhoun	L. Guy	M. Bennett	J. Simon	D. Hightower	J. Collins Sr.	J. Jones (DB)	J. McCourty	S. Gilmore	P. Chung	D. McCourty
09/15	at Miami	L. Guy	D. Shelton	A. Butler	K. Van Noy	D. Hightower	J. Collins Sr.	E. Roberts	J. McCourty	S. Gilmore	J. Jones	D. McCourty
09/22	N.Y. Jets	L. Guy	D. Shelton	J. Simon	E. Roberts	D. Hightower	J. Collins Sr.	J. Jones (DB)	J. McCourty	S. Gilmore	P. Chung	D. McCourty
09/29	at Buffalo	L. Guy	D. Shelton	J. Simon	K. Van Noy	J. Bentley	J. Collins Sr.	J. Jones (DB)	J. McCourty	S. Gilmore	P. Chung	D. McCourty
10/06	at Washington	L. Guy	D. Shelton	A. Butler	K. Van Noy	D. Hightower	J. Collins Sr.	E. Roberts	J. McCourty	S. Gilmore	D. Harmon	D. McCourty
10/10	N.Y. Giants	L. Guy	D. Shelton	J. Simon	K. Van Noy	D. Hightower	J. Collins Sr.	J. Jones (DB)	J. McCourty	S. Gilmore	P. Chung	D. McCourty
10/21	at N.Y. Jets	L. Guy	D. Shelton	D. Wise Jr.	K. Van Noy	D. Hightower	J. Collins Sr.	E. Roberts	J. McCourty	S. Gilmore	D. Harmon	D. McCourty
10/27	Cleveland	L. Guy	D. Shelton	J. Simon	K. Van Noy	D. Hightower	J. Collins Sr.	J. Jones (DB)	J. McCourty	S. Gilmore	P. Chung	D. McCourty
11/03	at Baltimore	L. Guy	D. Shelton	J. Simon	K. Van Noy	D. Hightower	J. Collins Sr.	J. Jones (DB)	J. McCourty	S. Gilmore	P. Chung	D. McCourty
11/17	at Philadelphia	L. Guy	D. Shelton	D. Wise Jr.	K. Van Noy	D. Hightower	J. Collins Sr.	J. Bentley	J. McCourty	S. Gilmore	J. Jones	D. McCourty
11/24	Dallas	L. Guy	D. Shelton	J. Simon	K. Van Noy	D. Hightower	J. Collins Sr.	D. Harmon (DB)	J. Jackson	S. Gilmore	P. Chung	D. McCourty
12/01	at Houston	L. Guy	D. Shelton	J. Simon	K. Van Noy	D. Hightower	J. Collins Sr.	D. Harmon (DB)	J. Jackson	S. Gilmore	P. Chung	D. McCourty
12/08	Kansas City	L. Guy	D. Wise Jr.	J. Simon	K. Van Noy	D. Hightower	J. Jones (DB)	D. Harmon (DB)	J. Jackson	S. Gilmore	P. Chung	D. McCourty
12/15	at Cincinnati	L. Guy	D. Shelton	J. Simon	K. Van Noy	D. Hightower	J. Collins Sr.	D. Harmon (DB)	J. Jackson	S. Gilmore	P. Chung	D. McCourty
12/21	Buffalo	L. Guy	D. Shelton	J. Simon	K. Van Noy	D. Hightower	J. Collins Sr.	D. Harmon (DB)	J. Jackson	S. Gilmore	P. Chung	D. McCourty
12/29	Miami											

2019 New England Patriots Roster

AS OF DECEMBER 24, 2019

ALPHABETICAL ROSTER

#	NAME	POS	HT	WT	BORN	YR	COLLEGE	H.S. HOMETOWN
7	Bailey, Jake	P	6-2	205	6/18/1997	R	Stanford	Solana Beach, Calif.
51	Bentley, Ja'Whaun	LB	6-2	255	8/24/1996	2	Purdue	Glenarden, Md.
29	Bethel, Justin	DB	6-0	200	6/17/1990	8	Presbyterian	Blythewood, S.C.
38	Bolden, Brandon	RB	5-11	220	1/26/1990	8	Mississippi	Baton Rouge, La.
12	Brady, Tom	QB	6-4	225	8/3/1977	20	Michigan	San Mateo, Calif.
25	Brooks, Terrence	DB	5-11	205	3/2/1992	6	Florida State	Dunnellon, Fla.
34	Burkhead, Rex	RB	5-10	215	7/2/1990	7	Nebraska	Plano, Texas
70	Butler, Adam	DL	6-5	300	4/12/1994	3	Vanderbilt	Duncanville, Texas
90	Calhoun, Shilique	LB	6-4	260	3/20/1992	4	Michigan State	Middletown, N.J.
61	Cannon, Marcus	OL	6-6	335	5/6/1988	9	Texas Christian	Odessa, Texas
49	Cardona, Joe	LS	6-3	245	4/16/1992	5	Navy	El Cajon, Calif.
23	Chung, Patrick	S	5-11	215	8/19/1987	11	Oregon	Rancho Cucamonga, Calif.
58	Collins Sr., Jamie	LB	6-3	255	10/20/1989	7	Southern Mississippi	McCall Creek, Miss.
99	Cowart, Byron	DL	6-3	300	5/20/1996	R	Maryland	Tampa, Fla.
74	Cunningham, Korey	OL	6-6	311	5/17/1995	2	Cincinnati	Montevallo, Ala.
13	Dorsett II, Phillip	WR	5-10	192	1/5/1993	5	Miami (Fla.)	Ft. Lauderdale, Fla.
43	Ebner, Nate	DB	6-0	215	12/14/1988	8	Ohio State	Dublin, Ohio
11	Edelman, Julian	WR	5-10	198	5/22/1986	11	Kent State	Redwood City, Calif.
65	Eluemunor, Jermaine	OL	6-4	335	12/13/1994	3	Texas A&M	Rockaway, N.J.
66	Ferentz, James	OL	6-2	300	6/5/1989	4	Iowa	Iowa City, Iowa
2	Folk, Nick	K	6-1	222	11/15/1984	12	Arizona	Sherman Oaks, Calif.
24	Gilmore, Stephon	CB	6-1	202	9/19/1990	8	South Carolina	Rock Hill, S.C.
93	Guy, Lawrence	DL	6-4	315	3/17/1990	9	Arizona State	Las Vegas, Nev.
21	Harmon, Duron	DB	6-1	205	1/24/1991	7	Rutgers	Magnolia, Del.
37	Harris, Damien	RB	5-11	213	2/11/1997	R	Alabama	Richmond, Ky.
15	Harry, N'Keal	WR	6-4	225	12/17/1997	R	Arizona State	Chandler, Ariz.
54	Hightower, Dont'a	LB	6-3	260	3/12/1990	8	Alabama	Lewisburg, Tenn.
85	Izzo, Ryan	TE	6-5	255	12/21/1995	2	Florida State	Sparta, N.J.
27	Jackson, J.C.	DB	6-1	198	11/17/1995	2	Maryland	Immokalee, Fla.
31	Jones, Jonathan	DB	5-10	190	9/20/1993	4	Auburn	Carrollton, Ga.
75	Karras, Ted	OL	6-4	305	3/15/1993	4	Illinois	Indianapolis, Ind.
6	Kessler, Cody	QB	6-1	215	5/11/1993	4	Southern California	Bakersfield, Calif.
83	LaCosse, Matt	TE	6-6	255	9/21/1992	4	Illinois	Naperville, Ill.
69	Mason, Shaq	OL	6-1	310	8/28/1993	5	Georgia Tech	Columbia, Tenn.
32	McCourty, Devin	DB	5-10	195	8/13/1987	10	Rutgers	Nyack, N.Y.
30	McCourty, Jason	CB	5-11	195	8/13/1987	11	Rutgers	Nyack, N.Y.
16	Meyers, Jakobi	WR	6-2	200	11/9/1996	R	North Carolina State	Lithonia, Ga.
26	Michel, Sony	RB	5-11	215	2/17/1995	2	Georgia	Plantation, Fla.
72	Newhouse, Marshall	OL	6-4	330	9/29/1988	10	Texas Christian	Dallas, Texas
52	Roberts, Elandon	LB	6-0	238	4/22/1994	4	Houston	Port Arthur, Texas
14	Sanu Sr., Mohamed	WR	6-2	210	8/22/1989	8	Rutgers	South Brunswick, N.J.
71	Shelton, Danny	DL	6-2	345	8/20/1993	5	Washington	Auburn, Wash.
55	Simon, John	DE	6-2	260	10/14/1990	7	Ohio State	Youngstown, Ohio
18	Slater, Matthew	WR	6-0	205	9/9/1985	12	UCLA	Anaheim, Calif.
4	Stidham, Jarrett	QB	6-3	215	8/8/1996	R	Auburn	Stephenville, Texas
62	Thuney, Joe	OL	6-5	308	11/18/1992	4	North Carolina State	Centerville, Ohio
53	Van Noy, Kyle	LB	6-3	250	3/26/1991	6	Brigham Young	Reno, Nev.
84	Watson, Ben	TE	6-3	255	12/18/1980	16	Georgia	Rock Hill, S.C.
28	White, James	RB	5-10	205	2/3/1992	6	Wisconsin	Ft. Lauderdale, Fla.
33	Williams, Joejuan	CB	6-3	212	12/6/1997	R	Vanderbilt	Nashville, Tenn.
50	Winovich, Chase	DL	6-3	250	4/19/1995	R	Michigan	Jefferson Hills, Pa.
91	Wise Jr., Deatrich	DL	6-5	275	7/26/1994	3	Arkansas	Carrollton, Texas
76	Wynn, Isaiah	OL	6-2	310	12/9/1995	2	Georgia	St. Petersburg, Fla.

NUMERICAL ROSTER

#	NAME	POS
2	Nick Folk	K
4	Jarrett Stidham	QB
6	Cody Kessler	QB
7	Jake Bailey	P
11	Julian Edelman	WR
12	Tom Brady	QB
13	Phillip Dorsett II	WR
14	Mohamed Sanu Sr.	WR
15	N'Keal Harry	WR
16	Jakobi Meyers	WR
18	Matthew Slater	WR
21	Duron Harmon	DB
23	Patrick Chung	S
24	Stephon Gilmore	CB
25	Terrence Brooks	DB
26	Sony Michel	RB
27	J.C. Jackson	DB
28	James White	RB
29	Justin Bethel	DB
30	Jason McCourty	CB
31	Jonathan Jones	DB
32	Devin McCourty	DB
33	Joejuan Williams	CB
34	Rex Burkhead	RB
37	Damien Harris	RB
38	Brandon Bolden	RB
43	Nate Ebner	DB
49	Joe Cardona	LS
50	Chase Winovich	DL
51	Ja'Whaun Bentley	LB
52	Elandon Roberts	LB
53	Kyle Van Noy	LB
54	Dont'a Hightower	LB
55	John Simon	DE
58	Jamie Collins Sr.	LB
61	Marcus Cannon	OL
62	Joe Thuney	OL
65	Jermaine Eluemunor	OL
66	James Ferentz	OL
69	Shaq Mason	OL
70	Adam Butler	DL
71	Danny Shelton	DL
72	Marshall Newhouse	OL
74	Korey Cunningham	OL
75	Ted Karras	OL
76	Isaiah Wynn	OL
83	Matt LaCosse	TE
84	Ben Watson	TE
85	Ryan Izzo	TE
90	Shilique Calhoun	LB
91	Deatrich Wise Jr.	DL
93	Lawrence Guy	DL
99	Byron Cowart	DL

PRACTICE SQUAD

#	NAME	POS	HT	WT	BORN	YR	COLLEGE	H.S. HOMETOWN
10	Adeboyejo, Quincy	WR	6-3	200	5/26/1995	2	Mississippi	Cedar Hill, Texas
96	Bower, Tashawn	DL	6-5	250	2/18/1995	3	Louisiana State	Somerville, N.J.
59	Hall, Terez	LB	6-2	235	11/18/1996	R	Missouri	Lithonia, Ga.
45	Lee, Eric	DL	6-3	260	8/6/1994	3	South Florida	Daphne, Ala.
35	Pickett, Adarius	DB	5-11	198	9/5/1996	R	UCLA	El Cerrito, Calif.
17	Ross, Devin	WR	5-9	192	8/12/1995	1	Colorado	Los Angeles, Calif.
92	Thurman, Nick	DL	6-4	305	6/12/1995	1	Houston	Dallas, Texas
68	Toran, Najee	OL	6-2	305	11/15/1995	1	UCLA	Houston, Texas

PRACTICE SQUAD

#	NAME	POS
10	Quincy Adeboyejo	WR
17	Devin Ross	WR
35	Adarius Pickett	DB
45	Eric Lee	DL
59	Terez Hall	LB
68	Najee Toran	OL
92	Nick Thurman	DL
96	Tashawn Bower	DL

RESERVE/INJURED

#	NAME	POS	HT	WT	BORN	YR	COLLEGE	H.S. HOMETOWN
60	Andrews, David	C	6-3	300	7/10/1992	5	Georgia	Johns Creek, Ga.
58	Davis, Keionta	DL	6-4	280	3/1/1994	3	Tennessee-Chattanooga	Chattanooga, Tenn.
46	Develin, James	FB	6-3	255	7/23/1988	7	Brown	Gilbertsville, Pa.
64	Froholdt, Hjalte	OL	6-5	310	8/20/1996	R	Arkansas	Bradenton, Fla.
42	Gant, Malik	DB	6-2	203	5/29/1997	R	Marshall	Washington, D.C.
3	Gostkowski, Stephen	K	6-1	215	1/28/1984	14	Memphis	Madison, Miss.
47	Johnson, Jakob	FB	6-3	255	12/15/1994	1	Tennessee	Stuttgart, Germany
36	King, Brandon	LB	6-2	220	6/8/1993	5	Auburn	Alabaster, Ala.
80	Olszewski, Gunner	WR	6-0	190	11/26/1996	R	Bemidji State	Alvin, Texas
95	Rivers, Derek	DE	6-5	250	5/9/1994	3	Youngstown State	Kinston, N.C.
41	Ross, D'Angelo	DB	5-9	190	10/29/1996	R	New Mexico	La Puente, Calif.

RESERVE/INJURED

#	NAME	POS
3	Stephen Gostkowski	K
36	Brandon King	LB
41	D'Angelo Ross	DB
42	Malik Gant	DB
46	James Develin	FB
47	Jakob Johnson	FB
58	Keionta Davis	DL
60	David Andrews	C
64	Hjalte Froholdt	OL
80	Gunner Olszewski	WR
95	Derek Rivers	DE

PRACTICE SQUAD RESERVE/INJURED

#	NAME	POS	HT	WT	BORN	YR	COLLEGE	H.S. HOMETOWN
22	Melifonwu, Obi	DB	6-4	224	4/5/1994	3	Connecticut	Grafton, Mass.

PRACTICE SQUAD RESERVE/INJURED

#	NAME	POS
22	Obi Melifonwu	CB

RESERVE/NON-FOOTBALL INJURY

#	NAME	POS	HT	WT	BORN	YR	COLLEGE	H.S. HOMETOWN
63	Cajuste, Yodny	OL	6-5	310	2/21/1996	R	West Virginia	Miami, Fla.

RESERVE/NON-FOOTBALL INJURY

#	NAME	POS
63	Yodny Cajuste	OL

HEAD COACH: BILL BELICHICK

ASSISTANTS: Cam Achord, Assistant Special Teams; Steve Belichick, Secondary, Safeties; Bret Bielema, Defenisve Line; Moses Cabrera, Head Strength and Conditioning; Nick Caley, Tight Ends; DeMarcus Covington, Outside Linebackers; Ivan Fears, Running Backs; Joe Judge, Special Teams Coordinator/Wide Receivers; Mick Lombardi, Assistant Quarterbacks; Deron Mayo, Assistant Strength and Conditioning; Jerod Mayo, Inside Linebackers; Josh McDaniels, Offensive Coordinator/Quarterbacks; Mike Pellegrino, Cornerbacks; Cole Popovich, Assistant Running Backs; Dante Scarnecchia, Offensive Line.

2019 Numerical Roster

December 24, 2019

#	NAME	POS	HT	WT	AGE	YR	COLLEGE	HOW ACQ.
2	Nick Folk	K	6-1	222	35	12	Arizona	FA-19
4	Jarrett Stidham	QB	6-3	215	23	R	Auburn	D4b-19
6	Cody Kessler	QB	6-1	215	26	4	Southern California	FA-19
7	Jake Bailey	P	6-2	205	22	R	Stanford	D5b-19
11	Julian Edelman	WR	5-10	198	33	11	Kent State	D7a-09
12	Tom Brady	QB	6-4	225	42	20	Michigan	D6b-00
13	Phillip Dorsett II	WR	5-10	192	26	5	Miami (Fla.)	TR (IND)-17
14	Mohamed Sanu Sr.	WR	6-2	210	30	8	Rutgers	TR (ATL)-19
15	N'Keal Harry	WR	6-4	225	22	R	Arizona State	D1-19
16	Jakobi Meyers	WR	6-2	200	23	R	North Carolina State	FA-19
18	Matthew Slater	WR	6-0	205	34	12	UCLA	D5-08
21	Duron Harmon	DB	6-1	205	28	7	Rutgers	D3b-13
23	Patrick Chung	S	5-11	215	32	11	Oregon	FA-14
24	Stephon Gilmore	CB	6-1	202	29	8	South Carolina	UFA (BUF)-17
25	Terrence Brooks	DB	5-11	205	27	6	Florida State	UFA (NYJ)-19
26	Sony Michel	RB	5-11	215	24	2	Georgia	D1b-18
27	J.C. Jackson	DB	6-1	198	24	2	Maryland	FA-18
28	James White	RB	5-10	205	27	6	Wisconsin	D4b-14
29	Justin Bethel	DB	6-0	200	29	8	Presbyterian	FA-19
30	Jason McCourty	CB	5-11	195	32	11	Rutgers	TR (CLE)-18
31	Jonathan Jones	DB	5-10	190	26	4	Auburn	FA-16
32	Devin McCourty	DB	5-10	195	32	10	Rutgers	D1-10
33	Joejuan Williams	CB	6-3	212	22	R	Vanderbilt	D2-19
34	Rex Burkhead	RB	5-10	215	29	7	Nebraska	UFA (CIN)-17
37	Damien Harris	RB	5-11	213	22	R	Alabama	D3b-19
38	Brandon Bolden	RB	5-11	220	29	8	Mississippi	UFA (MIA)-19
43	Nate Ebner	DB	6-0	215	31	8	Ohio State	D6-12
49	Joe Cardona	LS	6-3	245	27	5	Navy	D5-15
50	Chase Winovich	DL	6-3	250	24	R	Michigan	D3a-19
51	Ja'Whaun Bentley	LB	6-2	255	23	2	Purdue	D5-18
52	Elandon Roberts	LB	6-0	238	25	4	Houston	D6b-16
53	Kyle Van Noy	LB	6-3	250	28	6	Brigham Young	TR (DET)-16
54	Dont'a Hightower	LB	6-3	260	29	8	Alabama	D1b-12
55	John Simon	DE	6-2	260	29	7	Ohio State	FA-18
58	Jamie Collins Sr.	LB	6-3	255	30	7	Southern Mississippi	FA-19
61	Marcus Cannon	OL	6-6	335	31	9	Texas Christian	D5a-11
62	Joe Thuney	OL	6-5	308	27	4	North Carolina State	D3a-16
65	Jermaine Eluemunor	OL	6-4	335	25	3	Texas A&M	TR (BAL)-19
66	James Ferentz	OL	6-2	300	30	4	Iowa	FA-17
69	Shaq Mason	OL	6-1	310	26	5	Georgia Tech	D4c-15
70	Adam Butler	DL	6-5	300	25	3	Vanderbilt	FA-17
71	Danny Shelton	DL	6-2	345	26	5	Washington	FA-19
72	Marshall Newhouse	OL	6-4	330	31	10	Texas Christian	FA-19
74	Korey Cunningham	OL	6-6	311	24	2	Cincinnati	TR (ARI)-19
75	Ted Karras	OL	6-4	305	26	4	Illinois	D6c-16
76	Isaiah Wynn	OL	6-2	310	24	2	Georgia	D1a-18
83	Matt LaCosse	TE	6-6	255	27	4	Illinois	FA-19
84	Ben Watson	TE	6-3	255	39	16	Georgia	FA-19
85	Ryan Izzo	TE	6-5	255	24	2	Florida State	D7c-18
90	Shilique Calhoun	LB	6-4	260	27	4	Michigan State	FA-19
91	Deatrich Wise Jr.	DL	6-5	275	25	3	Arkansas	D4-17
93	Lawrence Guy	DL	6-4	315	29	9	Arizona State	UFA (BAL)-17
99	Byron Cowart	DL	6-3	300	23	R	Maryland	D5a-19

PRACTICE SQUAD

#	NAME	POS	HT	WT	AGE	YR	COLLEGE	HOW ACQ.
10	Quincy Adeboyejo	WR	6-3	200	24	2	Mississippi	FA-19
17	Devin Ross	WR	5-9	192	24	1	Colorado	FA-19
35	Adarius Pickett	DB	5-11	198	23	R	UCLA	FA-19
45	Eric Lee	DL	6-3	260	25	3	South Florida	FA-19
59	Terez Hall	LB	6-2	235	23	R	Missouri	FA-19
68	Najee Toran	OL	6-2	305	24	1	UCLA	FA-19
92	Nick Thurman	DL	6-4	305	24	1	Houston	FA-19
96	Tashawn Bower	DL	6-5	250	24	3	Louisiana State	FA-19

RESERVE/INJURED

#	NAME	POS	HT	WT	AGE	YR	COLLEGE	DATE
3	Stephen Gostkowski	K	6-1	215	35	14	Memphis	(10/2/2019)
36	Brandon King	LB	6-2	220	26	5	Auburn	(8/25/2019)
41	D'Angelo Ross	DB	5-9	190	23	R	New Mexico	(8/13/2019)
42	Malik Gant	DB	6-2	203	22	R	Marshall	(8/31/2019)
46	James Develin	FB	6-3	255	31	7	Brown	(9/23/2019)
47	Jakob Johnson	FB	6-3	255	25	1	Tennessee	10/14/2019)
58	Keionta Davis	DL	6-4	280	25	3	Tennessee-Chattanooga	(8/26/2019)
60	David Andrews	C	6-3	300	27	5	Georgia	(8/31/2019)
64	Hjalte Froholdt	OL	6-5	310	23	R	Arkansas	(8/31/2019)
80	Gunner Olszewski	WR	6-0	190	23	R	Bemidji State	(11/19/19)
95	Derek Rivers	DE	6-5	250	25	3	Youngstown State	(8/31/2019)

PRACTICE SQUAD RESERVE/INJURED

#	NAME	POS	HT	WT	AGE	YR	COLLEGE	DATE
22	Obi Melifonwu	DB	6-4	224	25	3	Connecticut	(11/16/2019)

RESERVE/NON-FOOTBALL INJURY

#	NAME	POS	HT	WT	AGE	YR	COLLEGE	DATE
63	Yodny Cajuste	OL	6-5	310	23	R	West Virginia	(8/31/2019)

2019 Positional Roster

December 24, 2019

DEFENSE (24)

#	NAME	POS	HT	WT	BORN	YR	COLLEGE	H.S. HOMETOWN
DEFENSIVE LINE (7)								
70	Butler, Adam	DL	6-5	300	4/12/1994	3	Vanderbilt	Duncanville, Texas
99	Cowart, Byron	DL	6-3	300	5/20/1996	R	Maryland	Tampa, Fla.
93	Guy, Lawrence	DL	6-4	315	3/17/1990	9	Arizona State	Las Vegas, Nev.
71	Shelton, Danny	DL	6-2	345	8/20/1993	5	Washington	Auburn, Wash.
55	Simon, John	DE	6-2	260	10/14/1990	7	Ohio State	Youngstown, Ohio
50	Winovich, Chase	DL	6-3	250	4/19/1995	R	Michigan	Jefferson Hills, Pa.
91	Wise Jr., Deatrich	DL	6-5	275	7/26/1994	3	Arkansas	Carrollton, Texas
LINEBACKER (6)								
51	Bentley, Ja'Whaun	LB	6-2	255	8/24/1996	2	Purdue	Glenarden, Md.
90	Calhoun, Shilique	LB	6-4	260	3/20/1992	4	Michigan State	Middletown, N.J.
58	Collins Sr., Jamie	LB	6-3	255	10/20/1989	7	Southern Mississippi	McCall Creek, Miss.
54	Hightower, Dont'a	LB	6-3	260	3/12/1990	8	Alabama	Lewisburg, Tenn.
52	Roberts, Elandon	LB	6-0	238	4/22/1994	4	Houston	Port Arthur, Texas
53	Van Noy, Kyle	LB	6-3	250	3/26/1991	6	Brigham Young	Reno, Nev.
DEFENSIVE BACK (11)								
29	Bethel, Justin	DB	6-0	200	6/17/1990	8	Presbyterian	Blythewood, S.C.
25	Brooks, Terrence	DB	5-11	205	3/2/1992	6	Florida State	Dunnellon, Fla.
23	Chung, Patrick	S	5-11	215	8/19/1987	11	Oregon	Rancho Cucamonga, Calif.
43	Ebner, Nate	DB	6-0	215	12/14/1988	8	Ohio State	Dublin, Ohio
24	Gilmore, Stephon	CB	6-1	202	9/19/1990	8	South Carolina	Rock Hill, S.C.
21	Harmon, Duron	DB	6-1	205	1/24/1991	7	Rutgers	Magnolia, Del.
27	Jackson, J.C.	DB	6-1	198	11/17/1995	2	Maryland	Immokalee, Fla.
31	Jones, Jonathan	DB	5-10	190	9/20/1993	4	Auburn	Carrollton, Ga.
32	McCourty, Devin	DB	5-10	195	8/13/1987	10	Rutgers	Nyack, N.Y.
30	McCourty, Jason	CB	5-11	195	8/13/1987	11	Rutgers	Nyack, N.Y.
33	Williams, Joejuan	CB	6-3	212	12/6/1997	R	Vanderbilt	Nashville, Tenn.

OFFENSE (26)

#	NAME	POS	HT	WT	BORN	YR	COLLEGE	H.S. HOMETOWN
OFFENSIVE LINE (9)								
61	Cannon, Marcus	OL	6-6	335	5/6/1988	9	Texas Christian	Odessa, Texas
74	Cunningham, Korey	OL	6-6	311	5/17/1995	2	Cincinnati	Montavallo, Ala.
65	Eluemunor, Jermaine	OL	6-4	335	12/13/1994	3	Texas A&M	Rockaway, N.J.
66	Ferentz, James	OL	6-2	300	6/5/1989	4	Iowa	Iowa City, Iowa
75	Karras, Ted	OL	6-4	305	3/15/1993	4	Illinois	Indianapolis, Ind.
69	Mason, Shaq	OL	6-1	310	8/28/1993	5	Georgia Tech	Columbia, Tenn.
72	Newhouse, Marshall	OL	6-4	330	9/29/1988	10	Texas Christian	Dallas, Texas
62	Thuney, Joe	OL	6-5	308	11/18/1992	4	North Carolina State	Centerville, Ohio
76	Wynn, Isaiah	OL	6-2	310	12/9/1995	2	Georgia	St. Petersburg, Fla.
QUARTERBACK (3)								
12	Brady, Tom	QB	6-4	225	8/3/1977	20	Michigan	San Mateo, Calif.
6	Kessler, Cody	QB	6-1	215	5/11/1993	26	Southern California	Bakersfield, Calif.
4	Stidham, Jarrett	QB	6-3	215	8/8/1996	R	Auburn	Stephenville, Texas
WIDE RECEIVER (6)								
13	Dorsett II, Phillip	WR	5-10	192	1/5/1993	5	Miami (Fla.)	Ft. Lauderdale, Fla.
11	Edelman, Julian	WR	5-10	198	5/22/1986	11	Kent State	Redwood City, Calif.
15	Harry, N'Keal	WR	6-4	225	12/17/1997	R	Arizona State	Chandler, Ariz.
16	Meyers, Jakobi	WR	6-2	200	11/9/1996	R	North Carolina State	Lithonia, Ga.
14	Sanu Sr., Mohamed	WR	6-2	210	8/22/1989	8	Rutgers	South Brunswick, N.J.
18	Slater, Matthew	WR	6-0	205	9/9/1985	12	UCLA	Anaheim, Calif.
RUNNING BACK (5)								
38	Bolden, Brandon	RB	5-11	220	1/26/1990	8	Mississippi	Baton Rouge, La.
34	Burkhead, Rex	RB	5-10	215	7/2/1990	7	Nebraska	Plano, Texas
37	Harris, Damien	RB	5-11	213	2/11/1997	R	Alabama	Richmond, Ky.
26	Michel, Sony	RB	5-11	215	2/17/1995	2	Georgia	Plantation, Fla.
28	White, James	RB	5-10	205	2/3/1992	6	Wisconsin	Ft. Lauderdale, Fla.
TIGHT END (3)								
85	Izzo, Ryan	TE	6-5	255	12/21/1995	2	Florida State	Sparta, N.J.
83	LaCosse, Matt	TE	6-6	255	9/21/1992	4	Illinois	Naperville, Ill.
84	Watson, Ben	TE	6-3	255	12/18/1980	16	Georgia	Rock Hill, S.C.

SPECIALISTS (3)

#	NAME	POS	HT	WT	BORN	YR	COLLEGE	H.S. HOMETOWN
SPECIALISTS (3)								
7	Bailey, Jake	P	6-2	205	6/18/1997	R	Stanford	Solana Beach, Calif.
49	Cardona, Joe	LS	6-3	245	4/16/1992	5	Navy	El Cajon, Calif.
2	Folk, Nick	K	6-1	222	11/15/1984	12	Arizona	Sherman Oaks, Calif.

RESERVE/INJURED (11)

#	NAME	POS	HT	WT	BORN	YR	COLLEGE	H.S. HOMETOWN
RESERVE/INJURED (11)								
60	Andrews, David	C	6-3	300	7/10/1992	5	Georgia	Johns Creek, Ga.
58	Davis, Keionta	DL	6-4	280	3/1/1994	3	Tennessee-Chattanooga	Chattanooga, Tenn.
46	Develin, James	FB	6-3	255	7/23/1988	7	Brown	Gilbertsville, Pa.
64	Froholdt, Hjalte	OL	6-5	310	8/20/1996	R	Arkansas	Bradenton, Fla.
42	Gant, Malik	DB	6-2	203	5/29/1997	R	Marshall	Washington, D.C.
3	Gostkowski, Stephen	K	6-1	215	1/28/1984	14	Memphis	Madison, Miss.
47	Johnson, Jakob	FB	6-3	255	12/15/1994	1	Tennessee	Stuttgart, Germany
36	King, Brandon	LB	6-2	220	6/8/1993	5	Auburn	Alabaster, Ala.
80	Olszewski, Gunner	WR	6-0	190	11/26/1996	R	Bemidji State	Alvin, Texas
95	Rivers, Derek	DE	6-5	250	5/9/1994	3	Youngstown State	Kinston, N.C.
41	Ross, D'Angelo	DB	5-9	190	10/29/1996	R	New Mexico	LaPuente, Calif.

RESERVE/NON-FOOTBALL INJURY (1)

#	NAME	POS	HT	WT	BORN	YR	COLLEGE	H.S. HOMETOWN
RESERVE/NFI (1)								
63	Cajuste, Yodny	OL	6-5	310	2/21/1996	R	West Virginia	Miami, Fla.

How The Patriots Were Built

UPDATED: December 24, 2019

YEAR	DRAFTEES (26)	VETERAN FREE AGENTS (16)	WAIVERS (0) / TRADES (7)	ROOKIE AND FIRST-YEAR FREE AGENTS (4)
2000	Tom Brady (6b)			
2008	Matthew Slater (5)			
2009	Julian Edelman (7a)			
2010	Devin McCourty (1)			
2011	Marcus Cannon (5a)			
2012	Dont'a Hightower (1b) Nate Ebner (6)			
2013	Duron Harmon (3b)			
2014	James White (4b)	Patrick Chung (2) (NE)		
2015	Shaq Mason (4c) Joe Cardona (5)			
2016	Joe Thuney (3a) Elandon Roberts (6b) Ted Karras (6c)		Kyle Van Noy (2) (tr-DET)	Jonathan Jones (fa)
2017	Deatrich Wise Jr. (4)	Rex Burkhead (6) (CIN) Stephon Gilmore (1) (BUF) Lawrence Guy (7) (GB)	Phillip Dorsett II (1) (tr-IND)	Adam Butler (fa)
2018	Isaiah Wynn (1a) Sony Michel (1b) Ja'Whaun Bentley (5) Ryan Izzo (7c)	James Ferentz (fa) (HOU) John Simon (4) (BAL)	Jason McCourty (6) (tr-CLE) Danny Shelton (1) (tr-CLE)	J.C. Jackson (fa)
2019	N'Keal Harry (1) Joejuan Williams (2) Chase Winovich (3a) Damien Harris (3b) Jarrett Stidham (4b) Byron Cowart (5a) Jake Bailey (5b)	Justin Bethel (6) (ARI) Brandon Bolden (fa) (NE) Terrence Brooks (3) (BAL) Shilique Calhoun (3) (OAK) Jamie Collins Sr. (2) (NE) Nick Folk (6) (DAL) Cody Kessler (3) (CLE) Matt LaCosse (fa) (NYG) Marshall Newhouse (5) (GB) Ben Watson (1) (NE)	Korey Cunningham (7) (tr-ARI) Jermaine Eluemunor (fa) (tr-BAL) Mohamed Sanu Sr. (3) (tr-ATL)	Jakobi Meyers (fa)

NOTE: Team in parenthesis is the player's original team
(#) – indicates round drafted
(fa) – indicates non-drafted free agents

RESERVE/NFI LIST
Yodny Cajuste (3c)

RESERVE/INJURED LIST
David Andrews (fa)
Keionta Davis (fa)
James Develin (fa) (CIN)
Hjalte Froholdt (4a)
Malik Gant (fa)
Stephen Gostkowski (4b)
Jakob Johnson (fa)
Brandon King (fa)
Gunner Olszewski (fa)
Derek Rivers (3a)
D'Angelo Ross (fa)

UNOFFICIAL DEPTH CHART

Unofficial depth chart compiled by Patriots media relations

OFFENSE

WR:	13 Phillip Dorsett II	15 N'Keal Harry	16 Jakobi Meyers
LT:	76 Isaiah Wynn	72 Marshall Newhouse	74 Korey Cunningham
LG:	62 Joe Thuney	65 Jermaine Eluemunor	
C:	75 Ted Karras	66 James Ferentz	
RG:	69 Shaq Mason	66 James Ferentz	
RT:	61 Marcus Cannon	74 Korey Cunningham	
TE:	84 Ben Watson	83 Matt LaCosse	85 Ryan Izzo
WR:	11 Julian Edelman	14 Mohamed Sanu Sr.	18 Matthew Slater
QB:	12 Tom Brady	4 Jarrett Stidham	6 Cody Kessler
RB:	26 Sony Michel	38 Brandon Bolden	37 Damien Harris
RB:	28 James White	34 Rex Burkhead	

DEFENSE

LE:	93 Lawrence Guy	91 Deatrich Wise Jr.	
DT:	71 Danny Shelton	70 Adam Butler	99 Byron Cowart
RE:	55 John Simon	50 Chase Winovich	
LB:	58 Jamie Collins Sr.	90 Shilique Calhoun	
LB:	54 Dont'a Hightower	51 Ja'Whaun Bentley	
LB:	52 Elandon Roberts	51 Ja'Whaun Bentley	
LB:	53 Kyle Van Noy	90 Shilique Calhoun	
RCB:	24 Stephon Gilmore	31 Jonathan Jones	33 Joejuan Williams
LCB:	30 Jason McCourty	27 J.C. Jackson	29 Justin Bethel
S:	23 Patrick Chung	21 Duron Harmon	25 Terrence Brooks
S:	32 Devin McCourty	43 Nate Ebner	

SPECIAL TEAMS

K:	2 Nick Folk		
P:	7 Jake Bailey		
H:	7 Jake Bailey		
PR:	14 Mohamed Sanu Sr.	11 Julian Edelman	
KR:	38 Brandon Bolden	18 Matthew Slater	
LS:	49 Joe Cardona		

PRONUNICATION GUIDE

Ja'Whaun Bentley	ja-WHAN	Ted Karras	CARE-us
Shilique Calhoun	sha-LEEK cal-HOON	Matt LaCosse	la-COSS
Joe Cardona	car-DOAN-a	Sony Michel	SO-nee mih-SHELL
Byron Cowart	COW-ert	Elandon Roberts	EE-lan-don
Phillip Dorsett II	door-SET	Jarrett Stidham	STID-um
Jermaine Eluemunor	eh-LOO-muh-nor	Joe Thuney	TOO-nee
James Ferentz	FAIR-ins	Joejuan Williams	joe-WAHN
Stephon Gilmore	steph-AHN	Chase Winovich	WIN-o-vich
N'Keal Harry	nuh-KEEL	Deatrich Wise Jr.	DEE-tritch
Damien Harris	day-MEE-en	Isaiah Wynn	eye-ZAY-ah WIN
Dont'a Hightower	don-TAY		

2019 Transactions

UPDATED: December 24, 2019

FEBRUARY 2019

2/5/2019	Croston, Cole	Signed to a future contract
2/5/2019	Eldrenkamp, Jake	Signed to a future contract
2/5/2019	Etling, Danny	Signed to a future contract
2/5/2019	Harris, Trent	Signed to a future contract
2/5/2019	Herron, Frank	Signed to a future contract
2/5/2019	Howard, A.J.	Signed to a future contract
2/5/2019	Mathews, Ryker	Signed to a future contract
2/5/2019	Munson, Calvin	Signed to a future contract
2/5/2019	Parry, David	Signed to a future contract
2/5/2019	Patterson, Damoun	Signed to a future contract
2/5/2019	Skipper, Dan	Signed to a future contract

MARCH 2019

3/4/2019	Allen, Dwayne	Released
3/4/2019	Andrews, Darren	Released
3/14/2019	Bennett, Michael	Acquired Via Trade (Philadelphia)
3/14/2019	Bolden, Brandon	Signed
3/14/2019	McCourty, Jason	Re-signed
3/15/2019	Brooks, Terrence	Signed
3/15/2019	Ellington, Bruce	Signed
3/15/2019	Harris, Maurice	Signed
3/15/2019	LaCosse, Matt	Signed
3/15/2019	Pennel Jr., Mike	Signed
3/15/2019	Simon, John	Re-signed
3/15/2019	Clayborn, Adrian	Released
3/19/2019	Dorsett, Phillip	Re-signed
3/22/2019	Allen, Ryan	Re-signed
3/24/2019	Gronkowski, Rob	Announced his retirement

APRIL 2019

4/1/2019	Lang, Cedrick	Signed
4/8/2019	Johnson, Jakob	Signed
4/10/2019	Gostkowski, Stephen	Re-signed
4/10/2019	Seferian-Jenkins, Austin	Signed
4/16/2019	Jones, Jonathan	Re-signed
4/16/2019	Thomas, Demaryius	Signed
4/25/2019	Harry, N'Keal	Drafted
4/26/2019	Williams, Joejuan	Drafted
4/26/2019	Winovich, Chase	Drafted
4/26/2019	Harris, Damien	Drafted
4/26/2019	Cajuste, Yodny	Drafted
4/27/2019	Frohodt, Hjalte	Drafted
4/27/2019	Stidham, Jarrett	Drafted
4/27/2019	Cowart, Byron	Drafted
4/27/2019	Bailey, Jake	Drafted
4/27/2019	Webster, Ken	Drafted
4/29/2019	Hollister, Jacob	Traded to Seattle

MAY 2019

5/2/2019	Anderson, Calvin	Signed
5/2/2019	Beck, Andrew	Signed
5/2/2019	Brossette, Nick	Signed
5/2/2019	Calhoun, Shilique	Signed
5/2/2019	Davis, Ryan	Signed
5/2/2019	Gant, Malik	Signed
5/2/2019	Gauthier, Tyler	Signed
5/2/2019	Hall, Terez	Signed
5/2/2019	Meyers, Jakobi	Signed
5/2/2019	Ross, D'Angelo	Signed
5/2/2019	St. Louis, Tyree	Signed
5/2/2019	Thurman, Nick	Signed
5/2/2019	Mathews, Ryker	Released
5/6/2019	Ubosi, Xavier	Signed
5/8/2019	Ellington, Bruce	Released
5/10/2019	Watson, Ben	Signed
5/10/2019	Bailey, Jake	Signed/Draft Choice
5/10/2019	Cajuste, Yodny	Signed/Draft Choice
5/10/2019	Cowart, Byron	Signed/Draft Choice
5/10/2019	Froholdt, Hjalte	Signed/Draft Choice
5/10/2019	Stidham, Jarrett	Signed/Draft Choice
5/10/2019	Webster, Ken	Signed/Draft Choice
5/10/2019	Williams, Joejuan	Signed/Draft Choice
5/13/2019	Inman, Dontrelle	Signed
5/13/2019	Veldheer, Jared	Signed
5/13/2019	Anderson, Calvin	Released
5/13/2019	Ubosi, Xavier	Released
5/15/2019	Harry, N'Keal	Signed/Draft Choice
5/16/2019	Collins Sr., Jamie	Signed
5/16/2019	Herron, Frank	Released
5/20/2019	Shelton, Danny	Signed
5/20/2019	Eldrenkamp, Jake	Released
5/21/2019	Veldheer, Jared	Reserve/Retired
5/23/2019	Olszewski, Gunner	Signed

JUNE 2019

6/4/2019	Seferian-Jenkins, Austin	Released
6/4/2019	Winovich, Chase	Signed/Draft Choice
6/5/2019	Harris, Damien	Signed/Draft Choice

JULY 2019

7/24/2019	Kendricks, Lance	Signed
7/24/2019	Schwenke, Brian	Reserve/Retired
7/26/2019	Dielman, J.J.	Signed
7/29/2019	Dielman, J.J.	Reserve/Retired
7/30/2019	Ivey, Martez	Signed
7/30/2019	Croston, Cole	Released

AUGUST 2019

8/2/2019	Meredith, Cameron	Signed
8/12/2019	Croston, Cole	Signed
8/12/2019	Ross, D'Angelo	Released
8/13/2019	Saubert, Eric	Acquired Via Trade (Atlanta)
8/13/2019	Etling, Danny	Released
8/13/2019	Ross, D'Angelo	Placed on Reserve/Injured
8/18/2019	Inman, Dontrelle	Released
8/20/2019	Allen, Ryan	Released
8/25/2019	Davis, Keionta	Released
8/25/2019	Harris, Maurice	Released
8/25/2019	King, Brandon	Placed on Reserve/Injured
8/25/2019	Martin, Robert	Signed
8/25/2019	Wright III, Scooby	Signed
8/26/2019	Pennel Jr., Mike	Released
8/26/2019	Martin, Robert	Released
8/26/2019	Davis, Keionta	Placed on Reserve/Injured
8/29/2019	Cunningham, Korey	Acquired Via Trade (Arizona)
8/29/2019	Eluemunor, Jermaine	Acquired Via Trade (Baltimore)
8/31/2019	Bodine, Russell	Acquired Via Trade (Buffalo)
8/31/2019	Dawson Jr., Duke	Traded to Denver
8/31/2019	Andrews, David	Placed on Reserve/Injured
8/31/2019	Froholdt, Hjalte	Placed on Reserve/Injured
8/31/2019	Gant, Malik	Placed on Reserve/Injured
8/31/2019	Rivers, Derek	Placed on Reserve/Injured
8/31/2019	Cajuste, Yodny	Placed on Non-Football Injury List
8/31/2019	Meredith, Cameron	Placed on Reserve/PUP List
8/31/2019	Anderson, Stephen	Released
8/31/2019	Beck, Andrew	Released
8/31/2019	Berrios, Braxton	Released
8/31/2019	Croston, Cole	Released
8/31/2019	Davis, Ryan	Released
8/31/2019	Ferentz, James	Released
8/31/2019	Gauthier, Tyler	Released
8/31/2019	Hall, Terez	Released
8/31/2019	Harris, Trent	Released
8/31/2019	Howard, A.J.	Released
8/31/2019	Hoyer, Brian	Released
8/31/2019	Ivey, Martez	Released
8/31/2019	Johnson, Jakob	Released
8/31/2019	Kamalu, Ufomba	Released
8/31/2019	Lang, Cedrick	Released
8/31/2019	Munson, Calvin	Released
8/31/2019	Parry, David	Released
8/31/2019	Patterson, Damoun	Released
8/31/2019	Sam, Christian	Released
8/31/2019	Saubert, Eric	Released
8/31/2019	Skipper, Dan	Released
8/31/2019	St. Louis, Tyree	Released
8/31/2019	Thomas, Demaryius	Released
8/31/2019	Thurman, Nick	Released
8/31/2019	Webster, Ken	Released
8/31/2019	Wright III, Scooby	Released

SEPTEMBER 2019

9/1/2019	Crossen, Keion	Traded to Houston
9/1/2019	Anderson, Stephen	Signed to the practice squad
9/1/2019	Hall, Terez	Signed to the practice squad
9/1/2019	Johnson, Jakob	Signed to the practice squad
9/1/2019	Kamalu, Ufomba	Signed to the practice squad
9/1/2019	Munson, Calvin	Signed to the practice squad
9/1/2019	St. Louis, Tyree	Signed to the practice squad
9/1/2019	Skipper, Dan	Signed to the practice squad
9/1/2019	Thurman, Nick	Signed to the practice squad
9/2/2019	Thomas, Demaryius	Signed
9/2/2019	Harry, N'Keal	Placed on Reserve/Injured
9/2/2019	Gossett, Colby	Signed to the practice squad
9/2/2019	Green, Gerri	Signed to the practice squad
9/2/2019	Toran, Najee	Signed to the practice squad
9/2/2019	St. Louis, Tyree	Released from the practice squad
9/6/2019	Ferentz, James	Signed
9/6/2019	Bodine, Russell	Released
9/9/2019	Brown, Antonio	Signed
9/9/2019	Melifonwu, Obi	Released
9/9/2019	Kendricks, Lance	Released
9/9/2019	Anderson, Stephen	Released from the practice squad
9/11/2019	Thomas, Demaryius	Traded to N.Y. Jets
9/11/2019	Newhouse, Marshall	Signed
9/11/2019	Brooks, Nate	Signed to the practice squad
9/11/2019	Melifonwu, Obi	Signed to the practice squad
9/11/2019	Gossett, Colby	Released from the practice squad
9/17/2019	Benenoch, Caleb	Signed
9/17/2019	Wynn, Isaiah	Placed on Reserve/Injured

2019 Transactions

SEPTEMBER 2019 (continued)

9/20/2019	Wright III, Scooby	Signed to the practice squad
9/20/2019	Green, Gerri	Released from the practice squad
9/20/2019	Brown, Antonio	Released
9/21/2019	Johnson, Jakob	Signed from the practice squad
9/23/2019	Develin, James	Placed on Reserve//Injured
9/25/2019	Kessler, Cody	Signed
9/25/2019	Vander Laan, Jason	Signed to the practice squad

OCTOBER 2019

10/1/2019	Benenoch, Caleb	Released
10/1/2019	Meredith, Cameron	Released
10/1/2019	Wright III, Scooby	Released
10/2/2019	Richards, Jordan	Signed
10/2/2019	Gostkowski, Stephen	Placed on Reserve/Injured
10/2/2019	McKnight, Kelvin	Signed to the practice squad
10/3/2019	Nugent, Mike	Signed
10/4/2019	Koo,Younghoe	Signed to the practice squad
10/4/2019	McKnight, Kelvin	Released from the practice squad
10/7/2019	Watson, Ben	Released
10/14/2019	Johnson, Jakob	Placed on Reserve/Injured
10/15/2019	Tomlinson, Eric	Signed
10/15/2019	Watson, Ben	Signed
10/15/2019	Kessler, Cody	Released
10/15/2019	Gauthier, Tyler	Signed to the practice squad
10/15/2019	Ross, Devin	Signed to the practice squad
10/15/2019	Koo,Younghoe	Released from the practice squad
10/15/2019	Vander Laan, Jason	Released from the practice squad
10/23/2019	Bethel, Justin	Signed
10/23/2019	Sanu Sr., Mohamed	Acquired Via Trade (Atlanta)
10/23/2019	Monteiro, Aaron	Signed to the practice squad
10/23/2019	Richards, Jordan	Released
10/23/2019	Gordon, Josh	Placed on Reserve/Injured
10/25/2019	Bennett, Michael	Traded to Dallas
10/28/2019	Kessler, Cody	Signed
10/29/2019	Nugent, Mike	Released
10/29/2019	Tomlinson, Eric	Released
10/29/2019	Monteiro, Aaron	Released from the practice squad
10/30/2019	Folk, Nick	Signed
10/31/2019	Gordon, Josh	Released

NOVEMBER 2019

11/2/2019	Harry, N'Keal	Actiavted to the 53-man roster
11/16/2019	Melifonwu, Obi	Placed on Practice Squad Reserve/Injured
11/19/2019	Wynn, Isaiah	Actived to the 53-man roster
11/19/2019	Olszewski, Gunner	Placed on Reserve/Injured
11/20/2019	Adeboyejo, Quincy	Signed to the practice squad
11/21/2019	Bower, Tashawn	Signed to the practice squad
11/29/2019	Forbath, Kai	Signed
11/29/2019	Folk, Nick	Released

DECEMBER 2019

12/2/2019	Huggins, Albert	Claimed off Waivers (Philadelphia)
12/2/2019	Forbath, Kai	Released
12/6/2019	Folk, Nick	Signed
12/6/2019	Huggins, Albert	Released
12/11/2019	Gable, Josh	Signed to the practice squad
12/11/2019	Lee, Eric	Signed to the practice squad
12/11/2019	Pickett, Adarius	Signed to the practice squad
12/13/2019	Gable, Josh	Released from the practice squad

PATRIOTS VS. MIAMI DOLPHINS

SERIES HISTORY

The New England Patriots and Miami Dolphins will square off for the second of two meetings in 2019. The Patriots beat the Dolphins, 43-0, in the first meeting on Sept. 15 at Hard Rock Stadium to snap a two-game losing streak at Miami. The teams have split the annual series in each of the last two seasons with the Patriots winning at home and losing at Miami.

Last season, the teams split the annual series with the Patriots taking a 38-7 win at Gillette Stadium on Sept. 30, 2018, and the Dolphins winning the rematch at Miami on Dec. 9, 2018, with a 34-33 victory.

The Patriots have had the upper hand at home against Miami, holding a 35-17 record in games played in New England in the regular season, including a 15-2 record at Gillette Stadium. The Patriots are 17-38 all-time in Miami, including two postseason contests. Miami beat New England at Gillette Stadium for the first time in the final game of the 2005 season, when Patriots starting QB Tom Brady was pulled from action after the first quarter. Miami also beat New England, 38-13, at Gillette Stadium, on Sept. 21, 2008, when Tom Brady was on injured reserve.

The Dolphins and Patriots met for the first time in 1966 and began playing twice a year during the 1967 regular season, except in 1982 during a players' strike.

The two have played three times in the postseason with New England holding a 2-1 advantage.

SERIES BREAKDOWN

MIAMI 55, NEW ENGLAND 53
(Including New England 2, Miami 1 in Playoffs)

Record in New England	**36-17 (Incl. 1-0 in playoffs)**
Record in Foxborough	34-15 (1-0)
Record in Boston	2-2
Record in Miami	**17-38 (Incl. 1-1 in playoffs)**
Record at Dolphins / Hard Rock	13-20
Record at Orange Bowl	3-18 (1-1)
Record in Tampa*	**1-0**
Season Sweeps	Patriots 10, Dolphins 13
Season Splits	28 (Most recent 2018)
Bill Belichick vs. Miami	25-17 (25-14 with New England)

***A Miami home game was played in Tampa in 1969.**

TALE OF THE TAPE

2019 Regular Season	*New England*	*Miami*
Record	12-3	3-11
Divisional Standings	1st	4th
Total Yards Gained	5,312	4,571
Total Offense (Rank)	354.1 (16)	304.7 (27)
Rush Offense	104.5 (19)	72.9 (32)
Pass Offense	249.6 (9)	231.9 (15)
Points Per Game	26.4 (6)	18.6 (25t)
Total Yards Allowed	4,025	6,012
Total Defense (Rank)	268.3 (1)	400.8 (32)
Rush Defense	97.7 (7)	135.4 (27)
Pass Defense	170.7 (2)	265.4 (28)
Points Allowed/Game	13.2 (1)	31.3 (32)
Possession Avg.	32:04	28:17
Sacks Allowed/Yards Lost	27/188	56/299
Sacks Made/Yards	45/314	22/151
Total Touchdowns Scored	46	31
Penalties Against/Yards	88/774	88/734
Punts/Avg.	77/44.9	65/45.2
Turnover Differential	+23 (1)	-12 (29)

QUICK HITS

- Since Bill Belichick became Patriots head coach in 2000, New England is 25-14 (.641) against Miami.
- Since 2000, the Patriots are 93-30 (.756) against AFC East opponents. New England is 25-14 against the Dolphins over that span, 30-10 against the New York Jets and 35-5 against the Buffalo Bills. The Patriots were 3-1 against Indianapolis from 2000 through 2001 when they were in the AFC East.
- The Patriots have not been swept in their season series with a divisional opponent since 2000, when they lost both games to Miami and New York.

TOM BRADY VS. MIAMI

Tom Brady is scheduled to start at quarterback against Miami for the 35th time in his career and has compiled a 23-11 record against the Dolphins, including a 15-1 record in home games. Brady is 86-20 in his career as a starter in the regular season against AFC East opponents, with 11 of the 20 losses coming to the Dolphins. One of those losses was in the final game of the 2005 season, when Brady was pulled after the first quarter.

DATE	*H/A*	*ATT*	*CMP*	*YDS*	*%*	*TD*	*INT*	*RT*	*W/L*	*SCORE*
10/07/01	A	24	12	86	50.0	0	0	58.7	L	10-30
12/22/01	H	19	11	108	57.9	1	0	91.6	W	20-13
10/06/02	A	31	17	240	54.8	2	2	74.7	L	13-26
12/29/02	H	44	25	221	56.8	1	1	68.5	W	27-24
10/19/03	A	34	24	283	70.6	2	0	115.2	W	19-13
12/07/03	H	31	16	163	51.6	0	0	67.0	W	12-0
10/10/04	H	19	7	76	36.8	2	1	62.6	W	24-10
12/20/04	A	29	18	171	62.1	3	4	73.3	L	28-29
11/13/05	A	36	21	275	58.3	2	2	77.9	W	23-16
01/01/06*	H	8	3	37	37.5	1	1	52.6	L	26-28
10/08/06	H	29	16	140	55.2	2	0	91.2	W	20-10
12/10/06	A	25	12	78	48.0	0	0	55.1	L	0-21
10/21/07	A	25	21	354	84.0	6	0	158.3	W	49-28
12/23/07	H	33	18	215	54.5	3	2	79.7	W	28-7
11/08/09	H	37	25	332	.676	1	1	93.5	W	27-17
12/06/09	A	29	19	352	65.5	2	2	101.5	L	21-22
10/04/10	A	24	19	153	79.2	1	0	107.1	W	41-14
01/02/11	H	16	10	199	62.5	2	0	145.6	W	38-7
09/12/11	A	48	32	517	66.7	4	1	121.6	W	38-24
12/24/11	H	46	27	304	58.7	1	0	85.8	W	27-24
12/02/12	A	40	24	238	60.0	1	1	74.8	W	23-16
12/30/12	H	36	22	284	61.1	2	0	104.4	W	28-0
10/27/13	H	22	13	116	59.1	1	1	69.5	W	27-17
12/14/13	A	55	34	364	61.8	2	1	85.7	L	20-24
09/07/14	A	56	29	249	51.8	1	0	69.7	L	20-33
12/14/14	H	35	21	287	60.0	2	1	93.4	W	41-13
10/29/15	H	38	26	456	68.4	4	0	133.2	W	36-7
01/03/16	A	21	12	134	57.1	0	0	76.3	L	10-20
01/01/17	A	33	25	276	758	3	0	130.4	W	35-14
11/26/17	H	28	18	227	64.3	4	1	114.1	W	35-17
12/11/17	A	43	24	233	55.8	1	2	59.5	L	20-27
09/30/18	H	35	23	274	65.7	3	2	94.2	W	38-7
12/09/18	A	43	27	358	62.8	3	0	112.4	L	33-34
09/15/19	A	28	20	264	71.4	2	0	124.7	W	43-0
TOTALS		***1,100***	***671***	***7,964***	***61.0***	***65***	***26***	***92.9***		***23-11***

***Played the first quarter only.**

PATRIOTS VS. MIAMI DOLPHINS

2019 FIRST MEETING:
PATRIOTS 43, DOLPHINS 0

SEPTEMBER 15, 2019 • HARD ROCK STADIUM

	1	2	3	4	Final
New England Patriots	7	6	10	20	43
Miami Dolphins	0	0	0	0	0

SCORING SUMMARY
First Quarter:
NE: S.Michel 1 yd. run (S.Gostkowski kick) (10-60, 5:52)

Second Quarter
NE: A.Brown 20 yd. pass from T.Brady (kick failed, wl) (11-65, 6:11)

Third Quarter
NE: S.Gostkowski 28 yd. Field Goal (10-26, 3:41)
NE: T.Brady 1 yd. run (S.Gostkowski kick) (8-65, 5:08)

Fourth Quarter
NE: S.Gilmore 54 yd. interception return (S.Gostkowski kick)
NE: J.Collins 69 yd. interception return (S.Gostkowski kick)
NE: J.White 10 yd. pass from T.Brady (kick failed, wr) (5-59, 2:59)

TEAM STATISTICS	NE	MIA
First Downs	27	11
Rushes-Yds	35-124	15-42
Passing Yds (Net)	264 (255)	186 (142)
Passes Comp-Att-Int	28-20-0	39-18-4
Total Offense Plays-Yds	65-379	61-184
Punt Returns-Yards	3-9	2-5
Kickoff Returns-Yards	0-0	1-39
Interception Returns-Yards	4-128	0-0
Punts (Number-Avg)	3-48.0	7-42.6
Fumbles-Lost	1-1	0-0
Penalties-Yards	5-54	4-22
Possession Time	36:30	23:30
Third-Down Conversions	6-11	2-15
Fourth-Down Conversions	0-0	2-4
Red-Zone Scores-Chances	3-4	0-1
Sacks By: Number-Yards	7-44	2-9

Attendance: 65,513

RUSHING: NE - S.Michel 21-83, R.Burkhead 5-21, J.White 3-10, A.Brown 1-5, J.Develin, 2-3, T.Brady 2-1, J.Edelman 1-1. **MIA** - K.Drake 6-19, M.Walton 3-15, K.Ballage 4-6, R.Fitzpatrick 1-6, J.Grant 1--4.

PASSING: NE - T.Brady 28-20-264 2 TD/0 INT. **MIA** -R.Fitzpatrick 21-11-89 0 TD/3 INT., J.Rosen 18-7-07 0 TD/1 INT.

RECEIVING: NE - A.Brown 4-56, J.Edelman 4-51, P.Dorsett 3-39, J.White 3-19, R.Burkhead 2-47, M.LaCosse 2-33, J.Gordon 2-19. **MIA** - K.Drake 5-29, P.Williams 4-63, J.Grant 3-22, D.Smythe 1-24, A.Hurns 1-13, M.Walton 1-12, M.Gesicki 1-11, K.Ballage 1-6, N.O'Leary 1-6.

PATRIOTS VS. MIAMI DOLPHINS

CONNECTIONS

FORMER COLLEGE TEAMMATES

NE WR N'Keal Harry - (2016-18)
MIA P Matt Haack - (2013-16)

NE QB Jarrett Stidham - (2017-18)
MIA FB Chandler Cox - (2015-18)

NE Director of Player Personnel Nick Caserio - (1995-98)
NE Director of Pro Personnel Dave Ziegler - (1997-2000)
NE Offensive Coordinator Josh McDaniels - (1995-98)
MIA Asst. QB Coach Jerry Schuplinski - (1996-99), RB/ST Coach (2000-01)

NE WR Phillip Dorsett II - (2011-14)
MIA WR Allen Hurns - (2010-13)
MIA DL Trent Harris - (2014-17)
MIA TE Clive Walford - (2010-14)
MIA S Adrian Colbert - (2012-16)

NE DL Chase Winovich - (2015-18)
MIA DR Taco Charlton - (2013-16)

NE LB Shilique Calhoun - (2011-15)
MIA LS Taybor Pepper - (2012-15)

NE OLB Coach DeMarcus Covington - (2013-14)
MIA CB Ken Webster - (2014-18)

NE OL Jermaine Eluemunor - (2014-15)
MIA C/G Keaton Sutherland - (2015-18)

NE RB James White - (2010-13)
MIA LB Vince Beigel - (2013-16)

(*) Denotes number of National Championships won at the University.

FLORIDA TIES

TE Coach Nick Caley - Coaching: Florida Atlantic University (2014)

RB James White - Hometown: Ft. Lauderdale, Fla.*

WR Phillip Dorsett II - Hometown: Ft. Lauderdale, Fla.*; College: University of Miami (2011-14)

RB Sony Michel - Hometown: Plantation, Fla.

DB J.C. Jackson - Hometown: Immokalee, Fla.

DB Terrence Brooks - Hometown: Dunnellon, Fla.

DL Byron Cowart - Hometown: Tampa, Fla.

OL Isaiah Wynn - Hometown: St. Petersburg, Fla.

NEW ENGLAND TIES

GM Chris Grier - Hometown: Holliston, Mass.; College: UMass-Amherst

HC Brian Flores - College: Boston College

OL Coach Dave DeGuglielmo - College: Boston University, Boston College (G.A.); Coaching: Boston University (1993-96)

DB Coach Tony Oden - Coaching: Boston College (1997)

S&C Coach Dave Puloka - College: Holy Cross (1997-2000)

Asst. S&C Coach Jim Arthur - Hometown: Cheshire, Conn.; Coaching: Springfield College (2000-2001), Boston College (2002)

DL Christian Wilkins - Hometown: Springfield, Mass.

FORMER PATRIOTS

GM Chris Grier - Coaching Intern (1994), Regional Scout (1995-99). Father Bobby Grier - VP of Player Personnel (1995-99).

HC Brian Flores - Defensive Assistant Coach (2003-18)

DC Patrick Graham - Defensive Assistant Coach (2009-15)

FORMER NFL TEAMMATES

OL Marshall Newhouse (2017) LB Shilique Calhoun (2016-18)		TE Clive Walford (2015-17)
WR Coach Ivan Fears (1993-98)		RB Coach Eric Studensville (2010)
DB Terrence Brooks (2017-18) K Nick Folk (2010-16)		TE Clive Walford (2018) QB Ryan Fitzpatrick (2015-16)
OL Korey Cunningham (2018) DB Justin Bethel (2012-17)		C/G Evan Boehm (2016-17) QB Josh Rosen (2018)
OL Jermaine Eluemunor (2017-18)		RB De'Lance Turner (2018)
HC Josh McDaniels (2010) Pro Scout Dave Ziegler (2010)		RB Coach Eric Studensville (2010)
Off. Asst. Mick Lombardi (2013-16)		OL Daniel Kilgore (2011-17)
CB Stephon Gilmore (2012-16)		QB Ryan Fitzpatrick (2009-12)
TE Matt LaCosse (2015-17)		DE Avery Moss (2017-18) LB Calvin Munson (2017-18)
TE Ben Watson (2013-15)		DT John Jenkins (2013-16)
QB Cody Kessler (2018)		C/G Chris Reed (2016-18)
K Nick Folk (2017)		QB Ryan Fitzpatrick (2017-18)
CB Jason McCourty (2009-16)		QB Ryan Fitzpatrick (2013)

FORMER PATRIOTS (CONT.)

OC Chad O'Shea - Wide Receivers Coach (2009-18)

Asst. QB Coach Jerry Schuplinski - Assistant Quarterbacks Coach (2013-18)

Cornerbacks Coach Josh Boyer - Defensive Assistant Coach (2006-18)

OL Coach Dave DeGuglielmo - OL Coach (2014-15)

DQC Mike Judge - Coaching Assistant (2005-06)

CB Eric Rowe - Defensive Back (2015-18)

DL Trent Harris - Defensive Line (2018-19)

CB Nate Brooks - Defensive Back (2019)

LB Calvin Munson - Linebacker (2018-19)

FORMER DOLPHINS

RB Brandon Bolden - Running Back (2018)

TEAM

IF THE PATRIOTS WIN...

- The Patriots will clinch a first-round bye in the playoffs for the 14th time since 2001, a feat unmatched by any team in the last 19 years. The Patriots will also extend their NFL record with their 10th straight season earning a first-round bye. Dallas and San Francisco earned four straight byes from 1992-95 and Denver had four straight from 2012-15.

MOST SEASONS EARNING A BYE SINCE 2001

Team	Div. Titles
New England	**13**
Denver	5
Pittsburgh	5
Atlanta	4
Chicago	4
Philadelphia	4

- The Patriots will finish the season with 13 wins for the eighth time in franchise history, second in NFL history to the nine 13-win seasons tallied by the 49ers.

MOST 13-WIN SEASONS IN NFL HISTORY

Team	13+ Win Seasons
San Francisco	9
New England	**7**
Denver	6
Chicago	5
Green Bay	5
Indianapolis	5

- The Patriots own an NFL-best record of 91-24 (.791) in regular-season division games since 2001 and can improve that mark with a win against the Bills.

NFL'S TOP DIVISIONAL RECORDS SINCE 2001

Team	W	L	T	Pct.
New England	**91**	**24**	**0**	**.791**
Pittsburgh	82	34	1	.705
Indianapolis	79	36	0	.679
Green Bay	77	36	2	.681

AFC EAST DIVISIONAL RECORDS SINCE 2001

Team	W	L	T	Pct.	Div. Titles	Years
New England	**91**	**24**	**0**	**.791**	**17**	**2001, 03-07, 09-19**
N.Y. Jets	49	66	0	.426	1	2002
Miami	48	67	0	.417	1	2008
Buffalo	43	72	0	.374	0	---

- The Patriots will improve to 89-30 (.748) from December through the end of the regular season since Kraft purchased the team in 1994.

MOST WINS FROM DECEMBER ON SINCE 1994 (REGULAR SEASON ONLY)

Team	W	L	T	Pct.
New England	**88**	**30**	**0**	**.746**
Green Bay	86	33	0	.723
Pittsburgh	79	40	0	.664

- The Patriots will improve their winning percentage versus division opponents from November until the end of the season since realignment in 2002.

TOP LATE-SEASON WINNING PERCENTAGE VS. DIVISION OPPONENTS SINCE 2002

Team	W	L	T	Pct.
New England	**45**	**13**	**0**	**.776**
Pittsburgh	49	19	0	.721
Indianapolis	46	18	0	.719
Green Bay	43	22	1	.659
Seattle	39	23	0	.629

TEAM

IF THE PATRIOTS WIN... (CONT'D)

- The Patriots will finished the season with a perfect 6-0 mark against the AFC East for the third time in team history. The Patriots were undefeated (6-0) in AFC East play in 2007 and 2012.
- The Patriots will earn their 115th win on or after Thanksgiving since 2001 (including playoffs).

BEST RECORDS ON OR AFTER THANKSGIVING SINCE 2001 (INCLUDING PLAYOFFS)

Team	W	L	T	Pct.
New England	**114**	**33**	**0**	**.776**
Pittsburgh	89	44	0	.669
Green Bay	82	50	0	.621
Philadelphia	80	51	0	.611
Indianapolis	79	54	0	.594

- The Patriots will extend their NFL record and close the decade with the most regular-season wins in a decade (2010-present) with 126. The team will also extend their record for the most total wins in a decade to 142, including the playoffs.

TEAMS OF THE DECADES

Team	Years	Reg. Season	Postseason	Total
New England	**2010-present**	**125-33 (.791)**	**16-6 (.727)**	**141-39 (.783)**
New England	**2000-09**	**112-48 (.700)**	**14-4 (.778)**	**126-52 (.708)**
Indianapolis	2000-09	115-45 (.719)	9-8 (.529)	124-53 (.701)
San Francisco	1990-99	113-47 (.706)	9-7 (.563)	122-54 (.693)

- ... and a player eclipses 100 yards rushing, the team will improve to 52-1 in the regular season since 2000 when a player rushes for at least 100 yards. It would also mark the first time this season the Patriots had a 100-yard rusher.
- The Patriots will improve to 47-7 (.870) against divisional opponents at home since Gillette Stadium opened.

HOME RECORD VS. DIVISIONAL OPPONENTS SINCE 2002

Team	W	L	T	Pct.
New England	**46**	**7**	**0**	**.868**
Indianapolis	42	11	0	.793
Pittsburgh	40	14	0	.741
Green Bay	37	14	2	.712
Seattle	37	16	0	.698

- ... and hold the advantage at the half, the Patriots will improve to 101-1 all-time at Gillette Stadium when leading at halftime.
- The Patriots will earn their 185th home victory since 1994 (including postseason), extending their league record during that time.

WHAT TO LOOK FOR...

- Entering Week 17, the Patriots defense is ranked No. 1 in the NFL. If they close the season as the league's top-ranked defensive unit, it will mark the team's first No. 1 defensive ranking in franchise history. The previous season-long best was No. 3 in 1970. The highest ranking for a Bill Belichick-coached defense was No. 4 in 2007.
- The Patriots shut out the Dolphins, 43-0, in the first meeting of the year on Sept. 15 at Miami. The Patriots can become the third NFL team since 1976 to shutout an opponent twice in one season. In 2002, the Atlanta Falcons shut out the Carolina Panthers 30-0 and 41-0. The 1976 Denver Broncos shutout the San Diego Chargers two times in 1976 with a 26-0 win and a 17-0 win.
- Entering Week 17, the Patriots lead the league in points per game allowed with 13.2. If they maintain their No. 1 ranking, it will be the third time under Bill Belichick. The Patriots previously had the No. 1 fewest points per game allowed in 2016 (15.6) and 2003 (14.9).
- In 2019, the Patriots lead the league with a +23 turnover margin entering Week 17. If they close the season at +23, it will rank as the third-best turnover differential in team history. They registered a +28 turnover margin in 2010 and a +25 turnover margin in 2012.

TEAM

WHAT TO LOOK FOR.. (CONT'D)

- The Patriots defense has allowed 18 touchdowns this season. If they hold the Dolphins to two or fewer scores, they will become the 20th defense since the 16-game schedule was instituted to let up 20 or fewer scores.
- The Patriots have not allowed a 300-yard passer in 24-straight regular season games (dating back to Week 8 2018), the longest active streak in the NFL, and will look to extend that to 25-straight games against the Bills. Their current streak of 24 games is the fifth longest such streak in team history and the longest since going 31 straight games without allowing a 300-yard passer from 1981-83.
- With one defensive score, the Patriots will tie the franchise record for most defensive scores in a season with six.

MOST DEFENSIVE SCORES IN A SEASON (PATRIOTS HISTORY)

Year	Def. TDs
2007	6
2003	6
2019	**5**
2012	5
2010	5
2001	5
1992	5
1961	5

- Since 2001, the Patriots are 97-13 (.882) when they do not turn the ball over and 95-3 (.969) with a positive turnover margin.
- The Patriots have scored 396 points so far in 2019. With four or more points against the Dolphins, the Patriots will reach the 400-point threshold on the season for the 13th consecutive year, extending their own NFL record. The Chargers previously held the record by scoring at least 400 points in eight consecutive seasons from 2004-11. New Orleans has a current streak of nine straight seasons with 400 points (including 2019).
- If the Patriots shut out the Dolphins, they will finish the season having allowed 198 points all year. Since the 16-game schedule was instituted, only seven teams have allowed fewer than 200 points in a season, four of whom went on to win the Super Bowl. The franchise record for fewest points allowed in a season is 237 in 2006. The record for a Bill-Belichick coached team is the 1994 Browns, which gave up 204 points.
- The Patriots have blocked four punts in 2019, a franchise record. With two more blocked punts this season, they would tie the 1990 Kansas City Chiefs for the most blocked punts in a season in NFL history with six.
- The Patriots defense leads the league with 25 interceptions entering Week 17. With one more pick, the team would register the fourth-highest interception tally in a season in team history and second-highest under Bill belichick.

MOST INTERCEPTIONS IN A SEASON (FRANCHISE HISTORY)

Year	Interceptions
1964	31
1963	29
2003	29
2019	**25**
2010	25
1962	25
1960	25

- The Patriots have held teams to just 42-for-183 (23.0%) on third down in 2019, the league best. If they hold the Dolphins to fewer than seven third downs, they will set a new record for the fewest third downs allowed in a 16-game season. The 1991 New Orleans Saints set the record with 49 third downs allowed. Against the Jets in Week 3, the Patriots did not allow a single third-down conversion, a feat they've achieved five times since 2000. Only five teams have managed to allow zero third downs twice in the same season: Packers (2005), Eagles (2009), Giants (2010), Dolphins (2011) and Saints (2013).

HEAD COACH BILL BELICHICK

IF THE PATRIOTS WIN...

- Belichick will earn his eighth 13-win season as a head coach, extending his own NFL record. George Seifert is second with four 13-win seasons.
- Belichick will improve his all-time regular-season record against the AFC East as head coach of the Patriots to 94-30 (.758).
- Belichick will earn his 305th all-time win (regular and postseason) as a head coach, which is third in NFL history behind Don Shula (347) and George Halas (324). It will also mark Belichick's 274th regular-season win, behind Shula (328) and Halas (318).

HEAD COACHES WITH 300 CAREER WINS

Coach	Team(s)	W	L	T
Don Shula	BAL/MIA	347	173	6
George Halas	Chicago	324	151	31
Bill Belichick	**CLE/NE**	**304**	**137**	**0**

WHAT TO LOOK FOR...

- Belichick is 41-0 since 2000 when leading the Patriots to a 40-point outing. He is 129-7 (.949) when leading the Patriots to a 30-point outing and 212-35 (.859) when leading them to a 20-point outing.

QB TOM BRADY

IF THE PATRIOTS WIN...

- Brady will earn his 250th career win (including postseason), extending his NFL record for a quarterback, and will be 50 wins ahead of Peyton Manning, who is second with 200 career wins.
- Brady will earn his 87th career regular-season victory against an AFC East opponent, improving his mark as a starter in division play to 86-20 (.811).
- Brady will earn his 24th regular-season victory against the Dolphins. He is also the only quarterback in NFL history to have more than 20 wins against three different teams.

MOST WINS BY A STARTING QUARTERBACK AGAINST AN OPPONENT

Player	Wins	Opponent
Tom Brady	**32**	**Buffalo**
Tom Brady	**29**	**N.Y. Jets**
Brett Favre	26	Detroit
Tom Brady	**23**	**Miami**
Brett Favre	23	Chicago
Ben Roethlisberger	23	Cincinnati

- Brady will improve to 64-15 (.810) in the month of December, the most wins in NFL history. His winning percentage in December is second all-time among quarterbacks in the Super Bowl era with at least 20 starts. Roger Staubach is first (17-3, .850).
- Brady will claim his 220th regular-season win, second in NFL history.

MOST REGULAR-SEASON WINS IN NFL HISTORY

Player	Wins
Adam Vinatieri	221
Tom Brady	**219**
George Blanda	209
Gary Anderson	201
Jerry Rice	194

WHAT TO LOOK FOR...

- With a start against the Dolphins, Brady will have started every game for 16 seasons, tying Peyton Manning for second in NFL history. Brett Favre is first, having started every game in 17 seasons in his career.
- With 41 passing attempts this week, Brady would reach 10,000 throws in his career, becoming just the third player in NFL history to reach that mark. Brett Favre is first with 10,169 passing attempts and Drew Brees is second with 10,131 attempts.

QB TOM BRADY

WHAT TO LOOK FOR... (CONT'D)

- With 164 yards passing against the Dolphins, Brady will reach 4,000 yards passing on the season for the 11th time in his career. That tie Philip Rivers for fourth-most seasons with 4,000 yards passing in NFL History.

MOST 4,000 YARD PASSING SEASONS IN NFL HISTORY

Player	4,000 yd. Seasons
Peyton Manning	14
Drew Brees	12
Philip Rivers	11
Tom Brady	**10**
Matt Ryan	9

- Entering Week 17, Brady's 539 regular-season touchdown passes are tied with Peyton Manning for second all-time, behind Drew Brees (544).
- With 300 or more yards passing, Brady will record his 93rd 300-yard passing game, tying Peyton Manning for second in NFL history. Drew Brees is first with 120 300-yard games. The Patriots are 76-16 in Brady's 300-yard passing games.

MOST 300-YARD PASSING GAMES IN NFL HISTORY (REGULAR SEASON ONLY)

Player	Team	300-yd Games
Drew Brees	SD/NO	120
Peyton Manning	IND/DEN	93
Tom Brady	**New England**	**92**

- With 30 or more completions against Miami, Brady will register his 40th career game with 30 or more completions, breaking a tie with Peyton Manning for second-most in NFL history.

MOST GAMES WITH 30 OR MORE COMPLETIONS

Player	Games
Drew Brees	63
Tom Brady	**39**
Peyton Manning	39
Matt Ryan	33

- Brady has 74,450 career passing yards in the regular season, second-most in NFL history to the 77,163 by Drew Brees.

MOST PASSING YARDS IN NFL HISTORY (REGULAR SEASON ONLY)

Player	Team	Passing Yards
Drew Brees	SD/NO	77,163
Tom Brady	**New England**	**74,350**
Peyton Manning	IND/DEN	71,940
Brett Favre	GB/NYJ/MIN	71,838

RB REX BURKHEAD

WHAT TO LOOK FOR...

- With 91 rushing yards against the Dolphins, Burkhead (254 yards in 2019) would set a new career high in rushing. He's already set a career high in receiving yards (273 yards).

WR JULIAN EDELMAN

WHAT TO LOOK FOR...

- With one touchdown reception, Edelman will tie his career high of seven touchdowns set in 2015.
- Edelman has 41 career touchdowns overall, 11th in franchise history. Gino Cappelletti, Irving Fryar and Larry Garron are tied for eighth with 42 career touchdowns.

WR JULIAN EDELMAN

WHAT TO LOOK FOR... (CONT'D)

- With four catches against the Dolphins, Edelman would become just the second Patriot in team history to record 600 receptions in his career.

MOST RECEPTIONS IN PATRIOTS HISTORY (REGULAR SEASON ONLY)

Player	Receptions
Wes Welker	672
Julian Edelman	**596**
Troy Brown	557

- Edelman (36) will look to inch closer to Randy Moss (39) for the second-most touchdown receptions from Tom Brady in his career.

MOST TOUCHDOWN CATCHES FROM TOM BRADY (REGULAR SEASON ONLY)

Player	TD Receptions
Rob Gronkowski	78
Randy Moss	39
Julian Edelman	**36**
Wes Welker	34

- Edelman needs three receptions to reach 100 catches this season, a feat he has accomplished once before (2013).

MOST 100-RECEPTION SEASONS (PATRIOTS HISTORY)

Player	Seasons
Wes Welker	5
Julian Edelman	**1**
Troy Brown	1

MOST RECEPTIONS IN A SEASON (PATRIOTS HISTORY)

Player	Year	Receptions
Wes Welker	2009	123
Wes Welker	2011	122
Wes Welker	2012	118
Wes Welker	2007	112
Wes Welker	2008	111
Julian Edelman	**2013**	**105**
Wes Welker	2001	101

- Edelman (1,986) needs 14 punt-return yards to become the third Patriots player with 2,000 career punt return yards.

CB STEPHON GILMORE

WHAT TO LOOK FOR...

- Gilmore has two interceptions returned for touchdowns in 2019. With one more, he will set a new Patriots record for the most pick-sixes in a season.
- Gilmore has 19 passes defensed in 2019. He needs one pass defensed against the Dolphins to record his second consecutive season with 20+ passes defensed. He would also become the first Patriot since 2000 to have multiple seasons of 20+ passes defensed.

DB DEVIN McCOURTY

WHAT TO LOOK FOR...

- With one interception, McCourty (5) will register his second season with six or more picks.
- With two interceptions, McCourty will tie his career high of seven interceptions set as a rookie in 2010.

DB DEVIN McCOURTY

WHAT TO LOOK FOR... (CONT'D)

- With one interception, McCourty (26) will tie Maurice Hurst for seventh all-time in Patriots history with 27 career interceptions.

RB SONY MICHEL

WHAT TO LOOK FOR...

- With one touchdown, Michel will set a new career mark for touchdowns in a season. He had six rushing touchdowns as a rookie in 2018 and has matched that through 15 games in 2019.
- The Patriots are 12-0 when Michel scores a touchdown (regular and postseason) and will look to improve that mark against the Chiefs. In 2019, he has scored against the Dolphins, Redskins and in both games against the Jets.

DE JOHN SIMON

WHAT TO LOOK FOR...

- Simon has one interception and one strip-sack in 2019, the most takeaways to which he has contributed in his career. With one interception, he will set a new career high for a season.

LB KYLE VAN NOY

WHAT TO LOOK FOR...

- This season, Van Noy has forced three fumbles (a career high) and recovered two fumbles, with one returned for a touchdown. Prior to 2018, he had never recovered an opponent fumble or scored on any type of return (fumble, interception or kick). With one fumble recovery, he will set a new career high in a season. And with one more touchdown, he will tie his career high set in 2018 with two scores in a season.

RB JAMES WHITE

WHAT TO LOOK FOR...

- White has 23 touchdown receptions in his first six seasons (76 regular season games). With two more touchdown catches this season, White would become the fastest running back since 1970 to record 25 touchdown receptions. If he were to do so against the Dolphins, White would reach the 25-touchdown mark in his 78th career game.

FEWEST GAMES TO REACH 25 RECEIVING TOUCHDOWNS AMONG NFL RUNNING BACKS (SINCE 1970)

Player	*Games*
Brian Westbrook	87
Darren Sproles	107
Marshall Faulk	114
Eric Metcalf	116
James Brooks	126

RB JAMES WHITE

WHAT TO LOOK FOR... (CONT'D)

- White needs three receiving touchdowns to tie Larry Garron for the most in franchise history.

MOST RECEIVING TOUCHDOWNS BY A PATRIOTS RB

Player	*Rec. TDs*
Larry Garron	26
James White	**23**
Kevin Faulk	15
Tony Collins	12
Brett Favre	25

- White ranks second to Christian McCaffrey for the most games among running backs with eight or more receptions since 2015.

MOST GAMES WITH 8+ RECEPTIONS SINCE 2015 (REGULAR SEASON)

Player	*Games with 8+ Rec.*
Christian McCaffrey	14
James White	**11**
Le'Veon Bell	10
Devonta Freeman	8
Theo Riddick	6

- Since White became a regular contributor on offense in 2015, he has more targets (427), receptions (312), receiving yards (2,753) and receiving touchdowns (23) than any other running back in the NFL. In 2019, he is tied as the league's second-best receiving target on third down and the only running back in the top 15.

THIRD-DOWN RECEIVING LEADERS IN 2019

Player	*Team*	*Rec.*	*Yards*	*Avg.*
Cooper Kupp	LAR	33	523	15.8
James White	**NE**	**27**	**263**	**9.7**
Julio Jones	ATL	27	389	14.4
Michael Thomas	NO	27	356	13.2

LAST GAME PATRIOTS VS. BILLS

PATRIOTS 24, BILLS 17

DECEMBER 21, 2019 • GILLETTE STADIUM

	1	2	3	4	Final
Buffalo Bills	3	7	7	0	**17**
New England Patriots	7	3	3	11	**24**

TEAM NOTES

- Patriots win 11th straight AFC East title; 19th AFC East title during Robert Kraft ownership and 17th AFC East title during Bill Belichick's and Tom Brady's tenure.
- Patriots win 12 games for 13th time.
- Julian Edelman now has the most receptions from Tom Brady.

19TH AFC EAST TITLE UNDER KRAFT

The Patriots claimed the AFC East Division title for the 11th consecutive season and for the 19th time under Robert Kraft.

DIVISION CHAMPIONSHIPS SINCE 1994

New England Patriots	**19**
Pittsburgh Steelers	13
Green Bay Packers	13
Indianapolis Colts	10

PATS EXTEND NFL RECORD WITH 11TH STRAIGHT DIV. TITLE

The Patriots extended their NFL record to 11 straight division titles, the longest streak in NFL history. They join the Atlanta Braves (14) as the only franchises from the NFL, NBA, MLB or NHL to win at least 10 straight division titles. The New York Yankees (1998-06), Colorado Avalanche (1995-03), LA Lakers (1982-90) and Boston Celtics (1957-65) are the teams from the other major four sports that have streaks of nine straight titles.

MOST CONSECUTIVE DIVISION TITLES

Team	Division	Titles	Years
New England	**AFC East**	**11**	**2009-19**
L.A. Rams	NFC West	7	1973-79
Pittsburgh	AFC Central	6	1974-79
Minnesota	NFC Central	6	1973-78
Dallas	NFL Capitol/NFC East	6	1966-71
Cleveland	American/Eastern Conf.	6	1950-55
New England	**AFC East**	**5**	**2003-07**
Denver	AFC West	5	2011-15
Indianapolis	AFC South	5	2003-07
Dallas	NFC East	5	1992-96
San Francisco	NFC West	5	1986-90
Chicago	NFC Central	5	1984-88
Oakland	AFC West	5	1972-76

MOST DIVISION TITLES SINCE REALIGNMENT

The New England Patriots have won 16 division titles and have 16 playoff berths since realignment in 2002, the most in the NFL.

MOST DIVISION TITLES SINCE 2002 REALIGNMENT

Team	Division Titles	Playoff Berths
New England	**16**	**16**
Green Bay	10	13
Indianapolis	9	13
Seattle	8	13
Pittsburgh	8	11
Philadelphia	7	10

PATRIOTS NAIL DOWN 13TH 12-WIN SEASON

The Patriots now have 13 12-win seasons since 1970, second-most in the NFL over that span.

MOST 12-WIN SEASONS SINCE 1970 MERGER

Team	12+ Win Seasons
San Francisco	14
New England	**13**
Dallas	12
Denver	11
Pittsburgh	10

LOCK-DOWN DEFENSE

The Patriots defense has allowed 18 touchdowns in 2019 (six rushing and 12 passing). The fewest rush/pass TDs allowed in a season since 1970 is 10 in 1970 by the Minnesota Vikings. In a 16-game schedule, the fewest touchdowns allowed by a defense are 16 by the 1986 Chicago Bears and 16 by the 2000 Baltimore Ravens. The fewest touchdowns the Patriots have allowed in a 16-game season is 21 by the 2006 team. In a 16-game schedule, 19 defenses have let up 20 or fewer touchdowns. The last team to do it was the 2013 Seattle Seahawks with 20 touchdowns allowed.

RACKING UP THE SACKS

The Patriots defense recorded four sacks vs. Buffalo and now has 45 sacks in 2019. The Patriots record for most sacks under Bill Belichick is 49 in 2015.

24TH STRAIGHT GAME NOT ALLOWING A 300-YARD PASSER

The Patriots extended their streak to 24 straight games without allowing a 300-yard passer. It is the longest current streak in the NFL. The last team to go 24-plus games without allowing a 300-yard passer was Denver from 2016-18. It is the longest stretch by the Patriots since a 31-game streak from 1981-83. The last time the Patriots allowed a 300-yard passer was Oct. 21, 2018 at Chicago when Mitchell Trubisky passed for 333 yards.

BROOMS FOR BUFFALO

The Patriots earned their third straight series sweep of Buffalo, 27th series sweep overall and the 15th series sweep under Bill Belichick.

DEFENDING HOME TURF

With the victory, the Patriots avoided a two-game losing streak at home. The Patriots have gone 103 straight home games, including the playoffs, without a two-game losing streak. The next closest streak in NFL history is 88 games by the Miami Dolphins (1976-88).

INDIVIDUAL NOTES

BELICHICK WINS 11TH CONSECUTIVE DIVISION CROWN

Bill Belichick extended his NFL record to 11 straight division titles. Paul Brown (1950-55), Tom Landry (1966-71), Bud Grant (1973-78) and Chuck Noll (1974-79) are next on the list after leading their teams to six straight titles.

NFL COACHES WITH THE MOST CONSECUTIVE DIVISION TITLES

Head Coach	Team	Consec. Div. Titles
Bill Belichick	**New England**	**11 (2009-19)**
Paul Brown	Cleveland	6 (1950-55)
Tom Landry	Dallas	6 (1966-71)
Bud Grant	Minnesota	6 (1973-78)
Chuck Noll	Pittsburgh	6 (1974-79)

LAST GAME PATRIOTS VS. BILLS

DIVISION TITLE RECORD EXTENDED

Belichick guided the Patriots to the AFC East title in 2019. It is his 17th division title as a head coach, the most by a head coach since the 1970 merger. Don Shula is second with 11 division titles since the merger. Overall, Belichick's 17 division titles are the most in NFL history among NFL head coaches. Shula and Tom Landry are second with 13 titles.

BELICHICK HAS 13TH 12-WIN SEASON

Belichick added to his NFL record with his 13th 12-win season. Don Shula is second with eight. Belichick owns the record with eight consecutive 12 win seasons (2010-17). Tony Dungy (2003-08) and Tom Landry (1976-81) are second with six straight 12-win seasons.

NFL HEAD COACHES WITH THE MOST 12-WIN SEASONS

Head Coach	Team(s)	12-win Seasons
Bill Belichick	**New England**	**13**
Don Shula	BAL/MIA	8
Tony Dungy	Indianapolis	6
Tom Landry	Dallas	6
Marty Schottenheimer	CLE/KC/SD	5
Andy Reid	PHI/KC	5
George Seifert	SF/CAR	5

BRADY EXTENDS RECORD TO 11 STRAIGHT DIVISION TITLES

Tom Brady extended his NFL record by leading the Patriots to their 11th straight division title in 2019.

MOST CONSECUTIVE DIVISION TITLES BY A STARTING QB

Player	Team	Consec. Division Titles (Years)
Tom Brady	**New England**	**11 (2009-19)**
Terry Bradshaw	Pittsburgh	6 (1974-79)
Fran Tarkenton	Minnesota	6 (1973-78)

NFL RECORD FOR MOST DIVISION TITLES

Tom Brady	**17**
Peyton Manning	12
Joe Montana	9
Brett Favre	8
Terry Bradshaw	7
John Elway	7

BRADY WINS 12 FOR THE 13TH TIME

Since entering the NFL in 2000, Tom Brady's teams have reached 12 regular-season wins in 13 different seasons, the most by a starting quarterback in NFL history.

STARTING QBS WITH THE MOST 12-WIN REGULAR SEASONS IN NFL HISTORY

Player	Seasons
Tom Brady	**13**
Peyton Manning	11
Brett Favre	6
John Elway	4
Jim Kelly	4

BRADY BEATS BUFFALO

Brady's 32 wins against Buffalo are most ever by a quarterback against a single team. Buffalo is 0-16 as the road team when Brady starts and finishes a game, including 0-15 at Gillette Stadium. Brady only played in the first half on Dec. 28, 2014 in the regular-season finale vs. Buffalo, a 17-9 Bills win at Gillette Stadium after the Patriots had already wrapped up the AFC East title.

MOST WINS BY A STARTING QUARTERBACK AGAINST AN OPPONENT (REGULAR SEASON ONLY)

Tom Brady	**32 wins against Buffalo**
Tom Brady	**29 wins against N.Y. Jets**
Brett Favre	26 wins against Detroit
Tom Brady	**23 wins against Miami**
Brett Favre	23 wins against Chicago
Ben Roethlisberger	23 wins against Cincinnati

TOUCHDOWN TARGET MARK EXTENDED

Brady has thrown a touchdown pass to 76 different players in the regular season, extending his record for most touchdown targets by an NFL quarterback after an 8-yard touchdown pass to TE Matt LaCosse in the first quarter.

MOST TOUCHDOWN TARGETS BY AN NFL QUARTERBACK

Quarterback	Team(s)	TD Targets
Tom Brady	**New England**	**76**
Vinny Testaverde	TB/CLE/BAL/DAL/CAR	70
Steve DeBerg	SF/DEN/TB/KC/ATL	62
Brett Favre	GB/NYJ/MIN	61

EDELMAN PASSES WELKER

WR Julian Edelman caught a 7-yard pass from Tom Brady in the first series to move out of a tie with Wes Welker (563) for the most receptions from Brady. He now has 568 receptions from Brady.

MOST RECEPTIONS FROM TOM BRADY (REGULAR SEASON)

Player	Receptions
Julian Edelman	**568**
Wes Welker	563
Rob Gronkowski	516

BURKHEAD'S CAREER DAY

RB Rex Burkhead set a single-game career-high in receiving yards with 77 yards on 4 receptions. His previous best was 68 receiving yards vs. L.A. Chargers on Oct. 29, 2017.

LACOSSE'S FIRST TD AS A PATRIOT

TE Matt LaCosse caught an 8-yard touchdown pass from Tom Brady in the first quarter for his first touchdown pass as a member of the Patriots. It was his second career touchdown. He caught a 10-yard touchdown pass vs. Pittsburgh on Nov. 25, 2018 when he played for Denver.

FOLK GOOD FROM LONG

Nick Folk connected on a 51-yard field goal in the third quarter, the longest field goal for the Patriots in 2019. The previous long was a 46-yard field goal by Folk at Cincinnati on Dec. 15. Folk finished 3-for-3 on field goal attempts, connecting on a 36, 51 and 20-yard field goal. He has made 25 field goals of 50 or more yards in his career.

HIGHTOWER ANOTHER MULTI-SACK GAME

LB Dont'a Hightower finished with 1½ sacks against Buffalo. It is the fourth multi-sack game of his career, and the second of the 2019 season. He also had 1½ sacks at Washington on Oct. 6.

LINEUP NOTES

J-MAC RETURNS TO ACTION

- Jason McCourty returned to action after missing the previous game due to injury.

PATRIOTS PROJECTED CONTRIBUTORS: OFFENSE

QB 12

TOM BRADY | 6-4 | 225 | MICHIGAN

- Only player in NFL history with six Super Bowl championships.
- 20th season with the Patriots, joining Jason Hanson, Darrell Green and Jackie Slater as only players to spend 20+ seasons with one team.
- Brady's 249 combined regular-season and playoff wins are most all-time.

RB 26

SONY MICHEL | 5-11 | 215 | GEORGIA

- Set a rookie record for playoff rushing touchdowns with six in 2018.
- His 931 rushing yards in 2018 were the most rushing yards by a Patriots rookie running back since 1995. His 336 playoff rushing yards were the highest mark in Patriots history.
- Was the only player to reach the end zone in Super Bowl LIII.

RB 28

JAMES WHITE | 5-10 | 205 | WISCONSIN

- Since entering the NFL in 2014, leads all running backs with 23 touchdown receptions.
- Holds three SB records for receptions (14), points (20) and TDs (three).
- In 2018, set a Patriots record for a running back with 751 receiving yards. His seven touchdown receptions tied the team mark for a season.

WR 11

JULIAN EDELMAN | 5-10 | 198 | KENT STATE

- Second wide receiver in Patriots history to win Super Bowl MVP (Super Bowl LIII), becoming seventh receiver to win the award.
- Ranks second all-time in postseason receptions (115) and receiving yards (1,412) behind Jerry Rice.
- 70.8 rec. yds/gm in 2018 was highest in his career (min. 10 games played).

WR 13

PHILLIP DORSETT II | 5-10 | 198 | MIAMI

- Former first-round draft pick for Indianapolis in 2015 (29th overall).
- High school teammates with James White at St. Thomas Aquinas (Fla.).
- Ran 60-meter dash at Miami, career-best 6.80 second finish.
- Caught his first two postseason touchdowns in the 2018 playoffs.

TE 84

BEN WATSON | 6-3 | 255 | GEORGIA

- Originally drafted by the Patriots in 2004; spent first six seasons with New England before Cleveland (2010-12), New Orleans (2013-15, 18) and Baltimore (2016-17) before returning to New England.
- Hails from Rock Hill, S.C., same hometown as Stephon Gilmore

T 76

ISAIAH WYNN | 6-2 | 310 | GEORGIA

- Was named to the 2017 Associated Press All-America Second Team and American Football Coaches Association All-America Second Team.
- Wynn and fellow 2018 first-round draft pick RB Sony Michel were roommates for two years and co-captains at Georgia.

G 62

JOE THUNEY | 6-5 | 308 | N.C. STATE

- First player in NFL history to start in three Super Bowls in first three seasons.
- *USA Today* First-Team All-American while at N.C. State.
- Earned his degree from N.C. State prior to his junior campaign in 2014.

C 75

TED KARRAS | 6-4 | 305 | ILLINOIS

- Fourth-year interior lineman has played in 59 regular-season games with 19 starts.
- Grand-nephew of long time NFL player and actor Alex Karras.
- Pursuing an MBA from Indiana via an NFLPA program.

G 69

SHAQ MASON | 6-1 | 310 | GEORGIA TECH

- Full name is Shaquille Olajuwon Mason after Shaquille O'Neal and Hakeem Olajuwon.
- Has started 69-of-74 regular-season games since joining the team at right guard.

T 61

MARCUS CANNON | 6-6 | 335 | TCU

- A three-time Super Bowl Champion and named to the 2016 AP All-Pro Second Team.
- Battled and defeated non-Hodgkin's lymphoma in 2011. Recipient of the Patriots 2011 Ed Block Courage Award as a role model of inspiration, sportsmanship and courage to his teammates.

REX BURKHEAD | 5-10 | 215

RB 34



- Ran for a touchdown late in the fourth quarter and the game-winning touchdown in overtime of the AFC Championship victory at Kansas City (1/20).
- Part of the board of directors for "Team Jack Foundation" to help fight pediatric brain cancer, helping raise more than $4 million for the cause.

MATT LACOSSE | 6-6 | 255

TE 83

- Has played in 32 NFL games and recorded 40 receptions for 403 yards and two touchdowns.
- In 2018 with Denver, appeared in 15 games with five starts and finished with 24 receptions for 250 yards and one touchdown.

PATRIOTS PROJECTED CONTRIBUTORS: DEFENSE

DT 93

LAWRENCE GUY | 6-4 | 315 | ARIZONA STATE

- In year nine of NFL career. Stints with the Colts, Chargers and Ravens.
- Has overcome challenges with dyslexia and dyscalculia, which went undiagnosed until he arrived on campus at Arizona State.
- Three-time honorable mention All-Pac-10 selection at Arizona State.

DT 70

ADAM BUTLER | 6-5 | 300 | VANDERBILT

- Third-year defensive lineman out of Vanderbilt made the team as an undrafted rookie in 2017.
- Started college career as offensive lineman before switching to defense as a redshirt freshman in 2013.
- Collected 6.0 sacks in 2019, a single-season career-high

DT 71

DANNY SHELTON | 6-2 | 345 | WASHINGTON

- Joined New England in 2018 after spending the first three seasons of his career with Cleveland, where he was drafted 12th overall in 2015.
- Has started 59-of-74 regular-season games over the course of four-year career.
- Totaled 204 tackles in his career.

DE 91

DEATRICH WISE JR. | 6-5 | 275 | ARKANSAS

- Recorded five tackles vs. L.A. Rams in Super Bowl LIII victory.
- First Patriot since Chandler Jones to record a sack in his first two NFL games.
- Father was drafted in the ninth round of the 1988 NFL Draft (Seattle).
- Has two younger brothers - Daniel is on the Cowboys practice squad and Solomon plays college football at the University of Texas San Antonio.

LB 54

DONT'A HIGHTOWER | 6-3 | 260 | ALABAMA

- One of two players in NFL history with multiple national titles and Super Bowl titles, along with Russell Maryland.
- Nicknamed "Mr. February" by Bill Belichick for his consistently high level of play in Super Bowls.

LB 58

JAMIE COLLINS SR. | 6-3 | 255 | SOUTHERN MISS.

- Originally selected by the Patriots in the second round (52nd overall) of the 2013 NFL Draft
- Spent four years in New England before being traded to Cleveland in 2016.
- Has started 85-of-95 career games.

LB 53

KYLE VAN NOY | 6-3 | 250 | BYU

- Started all 16 regular-season games and three postseason contests in 2018.
- Spent three seasons in Detroit before being traded to New England in 2016.
- Recorded a team-high 10 tackles and two sacks in the AFC Championship Game at Kansas City (1/20).

CB 24

STEPHON GILMORE | 6-1 | 202 | SOUTH CAROLINA

- Named AP first-team All-Pro for the first time in 2018.
- Intercepted a pass with under five minutes remaining in Super Bowl LIII.
- Voted the top corner in the NFL by his peers on the 2019 NFL Top-100.

CB 30

JASON McCOURTY | 5-11 | 195 | RUTGERS

- Played in the postseason for the first time in his career in 2018, winning the Super Bowl alongside his twin brother Devin.
- Recorded two passes defensed and five tackles in Super Bowl LIII. Third-quarter breakup in the end zone forced L.A. Rams to settle for a field goal.

S 23

PATRICK CHUNG | 5-11 | 215 | OREGON

- Played for New England for 10 of 11 NFL seasons. Spent 2013 with Philadelphia.
- Is one of seven players in NFL history to start at least five Super Bowls.

S 32

DEVIN McCOURTY | 5-10 | 195 | RUTGERS

- Won the Super Bowl in his first season playing alongside his twin brother Jason since college.
- Returned an interception 84-yards for a touchdown at Buffalo (10/29/18), the first pick-six of his career.

JA'WHAUN BENTLEY | 6-2 | 255

LB 51

- Three-time team captain at Purdue.
- Started two games as a rookie and recorded 14 tackles, an interception, one pass defensed and a tackle for loss prior to being placed on injured reserve on 9/26/18.

JONATHAN JONES | 5-10 | 190

CB 31



- Emerged as a key reserve in 2017, notching a career-high eight passes defensed.
- Plays a key role on defense and as a special teams contributor.
- Has Played in 61 regular-season games during his three-plus year career.

DURON HARMON | 6-1 | 205

S 21

- Ten of his 20 career interceptions have taken place in the fourth quarter with six taking place in the final two minutes (including postseason).
- Has five interceptions in six career regular-season games vs. Steelers.
- Recorded a career-high seven passes defensed in 2017.

THREE PATRIOTS SELECTED TO THE NFL PRO BOWL



STEPHON **GILMORE**
3RD SELECTION

DONT'A **HIGHTOWER**
2ND SELECTION

MATTHEW **SLATER**
8TH SELECTION

FOXBOROUGH, Mass. – Three members of the New England Patriots have been selected to the 2019 NFL Pro Bowl. Cornerback Stephon Gilmore, linebacker Donta Hightower and special teams captain Matthew Slater have been selected to represent the New England Patriots in the 2020 NFL Pro Bowl on Sun. Jan. 26, 2020, at Camping World Stadium in Orlando, Fla.

Gilmore is headed to his third career Pro Bowl and second consecutive with the Patriots. The eight-year veteran has started all 15 games at cornerback this season and is tied for the NFL lead with a career-high six interceptions, two of which were returned for touchdowns, and leads the NFL with 19 passes defensed. He has also registered 45 tackles and one fumble recovery.

Hightower was named to his second career Pro Bowl (2016). The eight-year veteran has totaled 65 tackles, 5 1/2 sacks, four passes defensed and one fumble recovery he returned for a touchdown. The three-time team captain has appeared in 101 career regular-season games with 98 starts and posted 499 tackles, 25 1/2 sacks, two forced fumbles, five fumble recoveries, one interception and 17 passes defensed.

Slater earned his eighth career Pro Bowl selection as a special teams player. Slater's eighth Pro Bowl nod as a special teams player surpasses Steve Tasker (1987, 90-95) for most special teams Pro Bowl honors in NFL history. The former fifth-round draft pick out of UCLA earned a roster position with the Patriots as a rookie in 2008 with his contributions on special teams. Entering the 2011 season, teammates elected him as their special teams captain. That year, he was also selected to his first Pro Bowl. Since then, he has earned special teams captain honors to start each season and been voted to the Pro Bowl at season's end every season except 2018. He has led the Patriots in special teams tackles for six of his 11 seasons and has a team-leading 10 special teams tackles so far this season.

INDIVIDUAL AND TEAM NOTES

ROBERT KRAFT CHAIRMAN & CEO

Since Robert Kraft purchased the team in 1994, the Patriots have experienced one of the most dramatic turnarounds in the history of sports. In his 26 seasons of ownership, he has transformed one of the league's least successful clubs into what observers view as a model NFL franchise. In the five seasons immediately preceding his purchase (1989-93), the Patriots were a moribund team, winning just 19 of 80 games (.238 pct.), logging the worst record in the NFL over that span. When he bought the franchise on Jan. 21, 1994, Kraft announced his intention to bring a championship to New England, a tall order considering the team's previous success rate. But under Kraft's leadership, the Patriots have won more division titles (19), conference crowns (10) and Super Bowl championships (6) than any other NFL team. Additionally, the Patriots have achieved the most winning seasons (23) and have the fewest losing seasons (2) since Kraft assumed ownership beginning in 1994. Super Bowl LIII was the 10th Super Bowl appearance since Kraft purchased the team, a period during which no other team has appeared in more than four Super Bowls. In Kraft's 26 seasons, the Patriots have qualified for the playoffs 21 times, more than doubling the franchise's accomplishments during its first 34 seasons. Kraft earned his 23rd winning season in 26 years of owning the franchise in 2019.

	Pre-Kraft 1960-93	Pre-Kraft 1989-93	Kraft Era 1994-19
Overall Record	225-276-9	19-61	324-138
Winning Pct.	.450	.238	.701
Super Bowl Titles	0	0	6
Conference Titles	1	0	10
Division Titles	3	0	19
Playoff Seasons	6	0	21
Playoff Record	4-6	--	33-14
Home Playoff Games	1	0	26
Home Playoff Record	0-1	--	23-3

WHAT TO WATCH FOR IN 2019

- Kraft entered 2019 with 33 postseason victories, third-most in NFL history for any ownership group. He sits one playoff win behind the Green Bay Packers (34) and three behind Pittsburgh's Rooney family (36) for most postseason wins by an ownership group. The Rooney Family founded the Steelers in 1933, while the Packers were founded in 1919.
- The Patriots have won six Super Bowls under Kraft's ownership, tied with the Pittsburgh Steelers for most Super Bowl championships in NFL history.

DYNASTY VS. DYNASTY

Of all of the great teams throughout the Super Bowl era, the New England Patriots and the San Francisco 49ers have set a standard of extended excellence above all of the others. The 49ers run of success spanned two decades, while New England's streak is still in progress.

49ERS (1981-98)		PATRIOTS (2001-PRESENT)
5	Super Bowl Appearances	9
5	Super Bowl Titles	6
10 in 18 years	Conference Title Games	13 in 18 years
22-11 (.667)	Playoff Record	30-10 (.750)
13	Division Titles	17
16	Playoff Seasons	17
207-72-1 (.741)	Regular Season Record	232-71 (.766)
108	Pro Bowl Selections	94
21 in 18 years	Home Playoff Games	23 in 18 years
13 in 18 years	First-Round Byes	13 in 18 years
4 in 18 years	Playoff One-and-Dones	2 in 18 years
122 (1990-99)	Most Wins in a Decade	141 (2010-present)

SINCE ROBERT KRAFT PURCHASED THE TEAM IN 1994

TOTAL VICTORIES SINCE 1994 (REGULAR SEASON)

New England Patriots	**291**
Pittsburgh Steelers	262
Green Bay Packers	261
Indianapolis Colts	242

TOTAL VICTORIES SINCE 1994 (INCL. POSTSEASON)

New England Patriots	**324**
Pittsburgh Steelers	282
Green Bay Packers	281
Indianapolis Colts	257

MOST HOME VICTORIES SINCE 1994 (INCL. POSTSEASON)

New England Patriots	**184**
Green Bay Packers	168
Pittsburgh Steelers	160
Denver Broncos	150

WINNING PERCENTAGE SINCE 1994 (INCL. POSTSEASON)

TEAM	W	L	T	Pct.
New England Patriots	**324**	**138**	**0**	**.701**
Pittsburgh Steelers	282	165	2	.630
Green Bay Packers	281	168	2	.625
Indianapolis Colts	257	189	0	.576

PLAYOFF WINNING PERCENTAGE SINCE 1994

TEAM	W	L	T	Pct.
New England Patriots	**33**	**14**	**0**	**.702**
Baltimore Ravens	15	9	0	.625
Denver Broncos	14	9	0	.609
Pittsburgh Steelers	20	14	0	.588
New York Giants	10	7	0	.588

SUPER BOWL CHAMPIONSHIPS SINCE 1994

New England Patriots	**6**
Denver Broncos	3
Baltimore Ravens	2
Green Bay Packers	2
Pittsburgh Steelers	2
N.Y. Giants	2

CONFERENCE CHAMPIONSHIPS SINCE 1994

New England Patriots	**10**
Pittsburgh Steelers	4
Denver Broncos	4
Los Angeles Rams	3
Green Bay Packers	3
N.Y. Giants	3
Seattle Seahawks	3

DIVISION CHAMPIONSHIPS SINCE 1994

New England Patriots	**19**
Pittsburgh Steelers	13
Green Bay Packers	13
Indianapolis Colts	10

PLAYOFF VICTORIES SINCE 1994

New England Patriots	**33**
Pittsburgh Steelers	20
Green Bay Packers	20
BAL/IND/PHI	15

PLAYOFF VICTORIES ALL TIME

Rooney Family, Pittsburgh (1933-present)	36
Green Bay Packers (1919-present)	34
Robert Kraft, New England Patriots (1994-present)	**33**

PLAYOFF GAMES PLAYED SINCE 1994

New England Patriots	**47**
Green Bay Packers	36
Pittsburgh Steelers	34
Indianapolis Colts	31

PLAYOFF SEASONS SINCE 1994

New England Patriots	**21**
Green Bay Packers	19
Indianapolis Colts	17
Pittsburgh Steelers	16

ROBERT KRAFT CHAIRMAN & CEO

TEN CONFERENCE TITLES

The 2018 AFC Championship marked the 10th conference championship for Robert Kraft as Patriots owner. His 10 crowns are more than any other owner in NFL history in the Super Bowl Era (since 1966).

MOST CONFERENCE CHAMPIONSHIPS BY AN OWNER IN SUPER BOWL ERA

Owner	*TEAM*	*#*	*SEASONS*	*SUPER BOWL APPEARANCES*
Robert Kraft	**New England**	**10**	**1996, 2001, 2003, 2004, 2007 2011, 2014, 2016, 2017, 2018**	**XXXI, XXXVI, XXXVIII, XXXIX, XLII, XLVI, XLIX, LI, LII, LIII**
Pat Bowlen	Denver	7	1986, 1987, 1989, 1997, 1998, 2013, 2015	XXI, XXII, XXIV, XXXII, XXXIII, XLVIII, 50
Jack Kent Cooke	Washington	5	1972, 1982, 1983, 1987, 1991	VII, XVII, XVIII, XXII, XXVI
Al Davis	Oakland/L.A. Raiders	5	1967, 1976, 1980, 1983, 2002	II, XI, XV, XVIII, XXXVII
Eddie DeBartolo	San Francisco	5	1981, 1984, 1988, 1989, 1994	XVI, XIX, XXIII, XXIV, XXIX
Clint Murchison	Dallas	5	1970, 1971, 1975, 1977, 1978	V, VI, X, XII, XIII
Packers Stockholders	Green Bay	5	1966, 1967, 1996, 1997, 2010	I, II, XXXI, XXXII, XLV
Joe Robbie	Miami	5	1971, 1972, 1973, 1982, 1984	VI, VII, VIII, XVII, XIX

A WINNING TRADITION

Robert Kraft won his 300th game overall as owner of the New England Patriots against Miami on Sept. 30, 2018. Kraft reached the milestone in his 25th NFL season and in his 432nd game, the fastest an owner has reached the milestone. Al Davis of Oakland accomplished the feat in 495 games (31 seasons) while Pat Bowlen of Denver reached 300 career wins in 501 games (30 seasons).

A WINNING TRADITION

Kraft's winning percentage with the Patriots (.701) since taking over the team in 1994 is the highest among all owners/ownership groups with at least 200 wins (regular and postseason) with one team. He is one of just four owners with at least 200 wins and a winning percentage over .600.

Owner	*Team*	*Years*	*Winning Pct.*
Robert Kraft	**Patriots**	**1994-present**	**.701**
Eddie DeBartolo, Jr.	49ers	1977-1999	.636
Clint Murchison, Jr.	Cowboys	1960-1983	.634
Joe Robbie	Dolphins	1966-1989	.609
Pat Bowlen	Broncos	1984-2018	.596

ALL-TIME POSTSEASON WINS

Robert Kraft has 33 career postseason wins, which are the third-most in NFL history.

OWNERSHIP	*YEARS*	*WINS*
The Rooney Family, Pittsburgh (1933-present)	87	36
Green Bay Packers (1919-present)	101	34
Robert Kraft, New England (1994-present)	**26**	**33**
The Mara Family, N.Y. Giants (1925-present)	95	24
Eddie DeBartolo, Jr., San Francisco (1977-1999)	23	22
Al Davis, Oakland/Los Angeles (1972-2011)	40	21
Pat Bowlen, Denver (1984-2018)	35	21

KRAFT PASSES OTHER OWNERS

The Patriots have 324 wins overall under Robert Kraft. He has produced more victories than every other Patriots owner combined. Under Kraft, the Patriots are 324-138 overall since he purchased the team in 1994. Kraft's predecessors in the owner's office went 225-276-9 in the 34 years prior to his purchase of the team.

CONTINUITY BREEDS SUCCESS

New England is the first team in NFL history to win six Super Bowls with the same owner (Robert Kraft), head coach (Bill Belichick) and quarterback (Tom Brady).

PATRIOTS IN THE PLAYOFFS

The Patriots have qualified for the playoffs 27 times in their 60-year history. Twenty-one of those playoff berths have come in the 26 seasons since Robert Kraft purchased the team in 1994, a dramatic contrast to the six total playoff berths the team earned in its first 34 years of existence. The Patriots have won 22 division crowns, including 17 in the last 19 seasons and 19 of which have come since Robert Kraft's purchase in 1994.

PATRIOTS PLAYOFF SEASONS (27)

Year	*How Qualified*	*Seed*	*Rec.*	*Result*
2019	**Division Champions**	**??**	**??**	**??**
2018	**Division Champions**	**2**	**3-0**	**Super Bowl Champions**
2017	**Division Champions**	**1**	**2-1**	**AFC Champions**
2016	**Division Champions**	**1**	**3-0**	**Super Bowl Champions**
2015	**Division Champions**	**2**	**1-1**	**AFC Championship Game**
2014	**Division Champions**	**1**	**3-0**	**Super Bowl Champions**
2013	**Division Champions**	**2**	**1-1**	**AFC Championship Game**
2012	**Division Champions**	**2**	**1-1**	**AFC Championship Game**
2011	**Division Champions**	**1**	**2-1**	**AFC Champions**
2010	**Division Champions**	**1**	**0-1**	**AFC Divisional Round**
2009	**Division Champions**	**3**	**0-1**	**Wild Card Round**
2007	**Division Champions**	**1**	**2-1**	**AFC Champions**
2006	**Division Champions**	**4**	**2-1**	**AFC Championship Game**
2005	**Division Champions**	**4**	**1-1**	**AFC Divisional Round**
2004	**Division Champions**	**2**	**3-0**	**Super Bowl Champions**
2003	**Division Champions**	**1**	**3-0**	**Super Bowl Champions**
2001	**Division Champions**	**2**	**3-0**	**Super Bowl Champions**
1998	**Wild Card**	**6**	**0-1**	**Wild Card Round**
1997	**Division Champions**	**3**	**1-1**	**AFC Divisional Round**
1996	**Division Champions**	**2**	**2-1**	**AFC Champions**
1994	**Wild Card**	**5**	**0-1**	**Wild Card Round**
1986	Division Champions	3	0-1	AFC Divisional Round
1985	Wild Card	5	3-1	AFC Champions
1982*	16-Team Format	7	0-1	First Round
1978	Division Champions	2	0-1	AFC Divisional Round
1976	Wild Card	4	0-1	AFC Divisional Round
1963	Division Champions	--	1-1	AFL Championship Game

*-Strike Year | **Bold indicates Kraft era** **37-20 Record**

A MODEL OF CONSISTENCY

Since Kraft took ownership of the team in 1994, the Patriots have had just three head coaches - Bill Parcells (1994-96), Pete Carroll (1997-99) and current head coach Bill Belichick (2000-present). The only team with fewer head coaches since 1994 is the Pittsburgh Steelers, who have had two: Bill Cowher (1992-2006) and Mike Tomlin (2007-present).

FEWEST HEAD COACHES SINCE 1994	
Pittsburgh	2
New England	**3**
Baltimore Ravens*	3
NFL average	6.9

*Since 1996

AFC EAST HEAD COACHES SINCE 1994	
New England	**3**
N.Y. Jets	9
Buffalo	10
Miami	12

PATRIOTS WHAT TO WATCH FOR IN 2019

TEAM - WHAT TO WATCH FOR

- The Patriots set an NFL record by reaching eight consecutive conference title games (2011-18).
- The Patriots entered the 2019 season tied with San Francisco with 15 conference championship game appearances, one behind the 16 by Pittsburgh.
- New England entered the 2019 season with 37 postseason victories, the most in NFL history. Pittsburgh is second with 36 playoff wins all-time.
- The Patriots set an NFL record for most consecutive seasons with at least one playoff win with eight straight (2011-18 – 16 total playoff wins). In 2019, the team will look to extend that streak to nine.
- The New England Patriots have earned seven No. 1 seeds and need one more to tie San Francisco (8) and Denver (8) for the most since playoff seeding began in 1975.
- The Patriots have earned a first-round playoff bye an NFL-best 14 times since the current playoff format was instituted in 1990. Pittsburgh is second with nine byes since 1990. The Patriots are the only team in NFL history with nine straight first-round byes (2010-18).
- The Patriots have won 16 postseason games this decade (2010-present), the most postseason wins in a decade in NFL history.
- The Patriots enter the 2019 season with nine straight home playoff wins, third in NFL history to the 13 by Green Bay (1939-2001) and the 11 by New England (1996-08).
- The Patriots have played in 57 postseason games and need to play in three more postseason games in 2019 to become the third NFL team to play in 60 postseason games, joining Dallas (63) and Pittsburgh (61).
- New England has won 13 games in a single season seven times in franchise history. Only San Francisco has more 13-win seasons with nine.
- New England has 27 undefeated months since 2000, most in the NFL over that span. Indianapolis is second with 17 undefeated months during that time.
- The Patriots have 141 wins in this decade (regular season and playoffs combined), the most wins in a decade in NFL history, and look to add to that number.
- The Patriots finished the 2018 season with 436 points and have reached 400 or more points in 12 straight seasons (2007-18), extending their NFL record. The San Diego Chargers previously held the record by scoring at least 400 points in eight straight seasons from 2004-11. The New Orleans Saints have the second-longest active streak after scoring 400 points for the eighth straight season in 2018.

2019 ACCOMPLISHMENTS

- The Patriots extended their NFL record with 11 straight division titles (2009-19).
- The Patriots have now qualified for the playoffs for 11 straight seasons (2009-19), the most in NFL history. Dallas and Indianapolis are tied for second with nine consecutive seasons with a playoff berth.

2019 ACCOMPLISHMENTS

- The Patriots won 12 games in 2019 and with 13 12-win seasons are second to the 14 12-win seasons by San Francisco since the 1970 merger.
- The Patriots extended their NFL record to 10 consecutive seasons with at least 11 wins in 2019 (2010-19). Indianapolis is second with seven (2003-09).
- The Patriots (125) won their 116th regular-season game this decade (2010-present) vs. N.Y. Jets on Sept. 22, 2019, moving out of a tie with Indianapolis (2000-09) for the most regular-season wins in a decade.
- The Patriots have achieved 19 straight seasons with a record of .500 or better, second all-time behind the 21 seasons by Dallas (1965-85) after improving to 8-0 with the win vs. Cleveland on Oct. 27, 2019.
- With their ninth win of the season, the Patriots secured their 34th winning season in 2019 to move out of a tie with Dallas into second all-time behind the 36 winning seasons by Pittsburgh.
- The Patriots have posted a winning record for 19 straight seasons (2001-19), the most since the 1970 merger and the second-most all-time, behind Dallas with 20 straight winning seasons (1966-85).
- The Patriots have won at least 10 games for 17 consecutive seasons (2003-19), moving past San Francisco (16 - 1983-98) for the most consecutive seasons with at least 10 victories.
- LB Kyle Van Noy was named AFC Defensive Player of the Week following a Week 4 win at Buffalo. Van Noy led the team with eight tackles, two sacks, three quarterback hits and two forced fumbles. Late in the game with the Patriots holding a 16-10 lead and the Buffalo offense at the New England 39-yard line, Van Noy hit Buffalo QB Matt Barkley, forcing a pass that was intercepted by LB Jamie Collins to secure the victory.
- DB Devin McCourty was named AFC Defensive Player of the Month for September after he intercepted a pass in each of the first four games of the season, tying a team record for most consecutive games with an interception. McCourty became the first player in the NFL to record an interception in each of his team's first four games of the season since Minnesota's Brian Russell in 2003 and the first Patriots player ever to achieve the feat.
- CB Stephon Gilmore was named AFC Defensive Player of the Month for October for his performance in helping lead the team to a 4-0 record. Gilmore had 11 tackles, seven passes defensed and two interceptions as part of a defense that held its opponents to just three touchdowns for the entire month. He had a career-high five passes defensed and one interception in the 35-14 win over the New York Giants on Oct. 10.
- P Jake Bailey has earned two AFC Special Teams Player of the Week Awards after a Week 3 win over the Jets and a Week 11 win at Philadelphia. Bailey is the first rookie to be awarded two Special Teams Player of the Week honors in the same season since Kansas City Chiefs K Harrison Butker in 2017. Bailey and San Francisco DE Nick Bosa are the only NFL rookies with multiple Player of the Week honors in 2019.
- WR Matthew Slater was named AFC Special Teams Player of the Week following a Week 12 win over the Cowboys. Slater blocked a Dallas punt in the first quarter that was recovered by DB Nate Ebner at the Cowboys 12-yard line. It was Slater's first career blocked punt and it led to the game's only touchdown two plays later. It was the first Player of the Week Award for Slater in a career spanning 12 seasons and seven Pro Bowl selections as a special teamer.

PATRIOTS 2019 CAPTAINS

The New England Patriots 2019 team captains were elected by their teammates:

OFFENSE
- C David Andrews, QB Tom Brady & RB James White

DEFENSE
- LB Dont'a Hightower, DB Devin McCourty & LB Elandon Roberts

SPECIAL TEAMS
- WR Matthew Slater

Brady was chosen as a captain for the 18th consecutive season. McCourty and Slater are captains for the ninth time, while Andrews was elected for the third straight year. White is a captain for the second straight season and Roberts is a first-time captain. Hightower is a third-time team captain.

DECADES OF DOMINANCE

The Patriots record of 267-92 (.744) since Bill Belichick became head coach in 2000 is the best in the NFL over that span. Only four NFL teams have posted a winning percentage of .600 or better. The Patriots are the only team over .700.

BEST RECORDS SINCE 2000 (INCLUDING POSTSEASON)

Team	W	L	T	Pct.
New England	**267**	**92**	**0**	**.744**
Pittsburgh	220	122	2	.642
Indianapolis	210	135	0	.609
Green Bay	208	133	2	.609
Baltimore	204	139	0	.595
Philadelphia	203	140	1	.592
Seattle	195	147	1	.570
New Orleans	191	144	0	.570
Denver	188	146	0	.563

DECADES OF DOMINANCE

The Patriots now have 125 regular-season wins and 16 postseason wins so far in this decade (2010-present) for 140 total wins, the most ever in a single decade.

TEAMS OF THE DECADES

Team	Years	Reg. Season	Postseason	Total
New England	**2010-present**	**125-34 (.786)**	**16-6 (.727)**	**141-40 (.779)**
New England	**2000-09**	**112-48 (.700)**	**14-4 (.778)**	**126-52 (.708)**
Indianapolis	2000-09	115-45 (.719)	9-8 (.529)	124-53 (.701)
San Francisco	1990-99	113-47 (.706)	9-7 (.563)	122-54 (.693)

REGULAR-SEASON SUCCESS

The Indianapolis Colts set the NFL mark for most regular-season wins in a decade with 115 from 2000-09. The Patriots earned their 116th regular-season win this decade in the victory over the N.Y. Jets (09/22/19), moving past the Colts and now have 125 regular-season wins this decade.

AFC EAST SUPREMACY

The New England Patriots own a 91-24 (.791) record in regular-season AFC East games since the beginning of the 2001 season, compiling the best intra-division record of any team in the NFL.

NFL'S TOP DIVISIONAL RECORDS SINCE 2001

Team	W	L	T	Pct.
New England	**91**	**24**	**0**	**.791**
Pittsburgh	82	34	1	.705
Indianapolis	79	36	0	.687
Green Bay	77	36	2	.678

AFC EAST DIVISIONAL RECORDS SINCE 2001

Team	W	L	T	Pct.	Div. Titles	Years
New England	**91**	**24**	**0**	**.791**	**17**	**2001, 03-07, 09-19**
N.Y. Jets	49	66	0	.426	1	2002
Miami	48	67	0	.417	1	2008
Buffalo	43	72	0	.374	0	---

The New England Patriots have won 16 division titles and have 16 playoff berths since realignment in 2002, most in the NFL.

MOST DIVISION TITLES SINCE 2002 REALIGNMENT

Team	Division Titles	Playoff Berths
New England	**16**	**16**
Green Bay	10	13
Indianapolis	9	13
Seattle	8	13
Pittsburgh	8	11
Philadelphia	7	10

MOST DIVISION TITLES IN A DECADE

The New England Patriots have won 10 division titles this decade, the most ever by a team in a single decade. The Patriots have also won 11 straight division crowns overall, a mark currently leading the league.

MOST DIVISION TITLES IN A DECADE

Team	Decade	Division Titles
New England	**2010-present**	**10**
Minnesota	1970-79	8
New England	**2000-09**	**7**
San Francisco	1980-89	7
Dallas	1970-79	7
L.A. Rams	1970-79	7
Pittsburgh	1970-79	7
Cleveland	1950-58	7

CURRENT CONSECUTIVE DIVISION TITLES

Team	Division	Consec. Titles
New England	**AFC East**	**11**
Kansas City	AFC West	4
New Orleans	NFC South	3
L.A. Rams	NFC West	2

ALL-TIME WINNING SEASONS

The Patriots have 34 seasons in which the team has finished above .500 since the 1970 merger, second only to the Pittsburgh Steelers (36). New England also leads the NFL with 19 consecutive winning seasons since 2001.

MOST WINNING SEASONS SINCE THE 1970 MERGER

Team	Seasons
Pittsburgh	36
New England	**34**
Dallas	33
Minnesota	31
Miami	30
Denver	29

MOST SEASONS OF 9+ WINS SINCE 2001

Team	Seasons
New England	**19**
Pittsburgh	14
Seattle	14
Indianapolis	13
Green Bay	13
Philadelphia	12

MOST CONSECUTIVE WINNING SEASONS (ACTIVE)

Team	Seasons
New England	**19**
Seattle	8
Kansas City	7
Pittsburgh	5

BETTER THAN AVERAGE

The Patriots are the only NFL team to finish with a record of .500 or better in each of the last 19 years (2001-19). Each of the other 31 NFL teams has had at least one losing season since 2001. The Patriots have the second-longest streak at .500 or better, behind the Dallas Cowboys (1965-85) streak of 21 straight years.

MOST CONSECUTIVE SEASONS WITH A .500 OR BETTER RECORD

Team	Seasons	Consecutive Seasons
Dallas	1965-85	21
New England	**2001-2019**	**19**
Cleveland	1957-73	17

17 STRAIGHT 10-WIN SEASONS

New England has reached at least 10 regular season wins for 17 consecutive seasons, moving past San Francisco (16) for the most consecutive seasons with 10 or more wins.

MOST CONSECUTIVE 10-WIN SEASONS

Team	Years	Consec. Seasons w/10+ Wins
New England	**2003-2019**	**17**
San Francisco	1983-1998	16
Indianapolis	2002-2010	9
Dallas	1975-1981	7

ANOTHER SEASON WITH A DOZEN W'S

The Patriots now have 13 12-win seasons since 1970, second-most in the NFL over that span.

MOST 12-WIN SEASONS SINCE 1970 MERGER

Team	12+ Win Seasons
San Francisco	14
New England	**13**
Dallas	12
Denver	11
Pittsburgh	10

FLOATING ABOVE .500

Since 2001, the New England Patriots have held a record below .500 for only 12 weeks, fewest in the NFL over that span.

FEWEST WEEKS UNDER .500 SINCE 2001

Team	Weeks Under .500
New England	**12**
Pittsburgh	63
Baltimore	67
Green Bay	70
Denver	72

ROAD WARRIORS I

The Patriots began a 14-game road win streak that started with a victory in the 2016 season opener at Arizona and ended with a loss at Miami on Dec. 11, 2017. The 14-game road win streak is a team record, breaking the old mark of 12 straight road wins from 2006-08. The 14-game streak is second in NFL history to the 18-game road win streak by the San Francisco 49ers (1988-90).

ROAD WARRIORS II

Since the start of the 1994 season when Robert Kraft purchased the team, the Patriots have the best regular-season road record in the NFL. New England has finished undefeated on the road twice (2007 and 2016).

BEST ROAD RECORDS SINCE 1994

Team	W	L	T	Pct
New England	**130**	**78**	**0**	**.625**
Pittsburgh	115	91	1	.558
Indianapolis	105	102	0	.507
Green Bay	105	102	0	.507
Philadelphia	104	101	2	.507

WINNING THE CLOSE ONES

Since 2001, the New England Patriots own the NFL's best record (including postseason) in games decided by three points or fewer. The Patriots are the only team with a winning percentage at .700 in those games. New England is 7-2 in those close games in the playoffs. The only defeats are a 17-14 loss to the N.Y. Giants in Super Bowl XLII and a 20-18 loss in the 2015 AFC Championship Game at Denver.

BEST RECORD IN GAMES DECIDED BY 3 POINTS OR FEWER (SINCE 2001; INCLUDING PLAYOFFS)

Team	W	L	T	Win Pct
New England	**42**	**18**	**0**	**.700**
Indianapolis	49	27	0	.645
Seattle	45	33	1	.576
Denver	41	32	0	.562
Oakland	38	31	0	.551
N.Y. Jets	35	28	0	.556

GREAT WHEN IT'S LATE

Since Robert Kraft purchased the franchise in 1994, the New England Patriots own the NFL's best record from December through the end of the regular season. The Patriots are 35-5 in the month of December at Gillette Stadium.

MOST WINS FROM DECEMBER ON SINCE 1994 (REGULAR SEASON ONLY)

Team	W	L	T	Pct.
New England	**88**	**30**	**0**	**.746**
Green Bay	86	33	0	.723
Pittsburgh	79	40	0	.664

FIRST AFL TEAM TO REACH 500

The Patriots have the most overall wins among the original eight AFL teams.

OVERALL VICTORY TOTAL OF ORIGINAL AFL TEAMS (INCLUDING PLAYOFFS)

Team	W	L	T
New England	**549**	**414**	**9**
Denver	505	442	10
Oakland	498	450	11
Kansas City	490	442	12
SD/L.A. Chargers	464	470	11
Tennessee	454	490	6
Buffalo	439	498	8
N.Y. Jets	419	513	8

TOP 3 IN WINS SINCE 1960

Since the Patriots entered the NFL in 1960, they have the third-best record in the NFL.

BEST RECORD IN THE NFL SINCE 1960 (INCLUDING PLAYOFFS)

Team	W	L	T
Pittsburgh Steelers	556	407	10
Dallas Cowboys	554	416	6
New England Patriots	**549**	**414**	**9**
Green Bay Packers	538	411	15

500TH REGULAR-SEASON VICTORY

The 2018 regular-season finale victory over the Jets marked New England's 500th regular-season win since it began play in 1960, the most wins by an AFL franchise. Of the 14 other NFL teams that have 500 or more regular-season wins, New England trails only San Francisco (544 - founded 1950), the Colts (523 - founded 1953) and the Cowboys (519 - founded 1960) for most regular-season wins by clubs that were founded in 1950 or later.

NFL'S BEST AT HOME

Since Gillette Stadium opened in 2002, the Patriots own the NFL's best overall record at home. The Patriots hold an overall record of 121-22 (.846) at home in regular-season games and a 140-25 (.848) record including playoffs. The Patriots are an NFL-best 184-49 at home since 1994, when Robert Kraft purchased the team.

BEST HOME RECORDS SINCE 2002 (INCLUDING PLAYOFFS)

Team	W	L	T	Pct
New England	**140**	**25**	**0**	**.848**
Seattle	109	45	0	.708
Pittsburgh	109	45	1	.706
Indianapolis	108	47	0	.697
Baltimore	107	41	0	.723
Green Bay	105	46	2	.693
Denver	98	54	0	.645
Minnesota	96	51	0	.653
Philadelphia	95	60	0	.613

UNBLEMISHED RECORD AT HOME

The Patriots finished with a perfect 8-0 regular-season record at Gillette Stadium for the seventh time in team history in 2018 (2003-04, 07, 09-10, 13 and 18). The Patriots were the only team in 2018 that finished perfect at home and now have the most unbeaten and untied seasons since 1970. Minnesota is second with six.

INTER-CONFERENCE RECORD

The New England Patriots own a 58-14 (.806) record vs. NFC teams since realignment in 2002, the best inter-conference record in the NFL during that time. The 2019 Patriots finished 4-0 against the NFC East.

NFL'S BEST INTER-CONFERENCE RECORD SINCE 2002

Team	W	L	T	Pct.
New England	**58**	**14**	**0**	**.806**
Pittsburgh	48	23	1	.674
Indianapolis	45	27	0	.625
Baltimore	43	29	0	.597

BOUNCE BACK PATS

Since 2003, the Patriots are 46-9 (.836) in regular-season games following a loss. They have dropped back-to-back regular-season games in 2006, 2009, 2011, 2012, 2015 (twice), 2018 (twice) and 2019. As a starter in his career, Tom Brady is 48-13 in games following a loss.

UNDEFEATED MONTHS

The Patriots have 27 undefeated months since 2000. It is the most undefeated months in the NFL over that span. Indianapolis is second with 17 undefeated months during that time.

PATRIOTS UNDEFEATED MONTHS SINCE THE 2000 SEASON (EXCLUDING JANUARY)

2001 ..... December
2003 ..... October, November, December
2004 ..... September, November
2005 ..... December
2006 ..... October
2007 ..... September, October, November, December
2008 ..... December
2010 ..... October, December
2011 ..... December
2012 ..... November
2013 ..... September
2014 ..... October
2015 ..... September, October
2016 ..... September, December
2017 ..... November
2018 ..... October
2019 ..... September, October

MODEL OF CONSISTENCY

The New England Patriots have had only one head coach since 2000, showing a level of stability unparalleled in the AFC East.

HEAD COACHES IN AFC EAST SINCE 2000

Team	Head Coaches
New England	**1**
N.Y. Jets	6
Buffalo	10
Miami	10

BOOMERANG PATRIOTS

RB Brandon Bolden, S Patrick Chung, LB Jamie Collins Sr. and TE Ben Watson have all toured several different NFL franchises before linking back up in Foxborough for the 2019 campaign.

Player	*First NFL Team*	*Other NFL Team(s)*
Brandon Bolden	New England Patriots	Miami (2018)
Patrick Chung	(2012 Rookie Free Agent) New England Patriots	Philadelphia (2013)
Jamie Collins Sr.	(2009, Drafted No. 34) New England Patriots	Cleveland (2016-18)
Ben Watson	(2013, Drafted No. 52) New England Patriots	Cleveland (2010-12)
	(2004, Drafted No. 32)	New Orleans (2013-15, 2018) Baltimore (2016-17)

OFFENSE

BALL SECURITY PAYS OFF

Since 2001, the Patriots are an NFL-best 141-23 when not throwing an interception.

ZERO INT GAMES

Team	*Games with No Ints*	*W-L-T*	*Win Pct.*
New England	**164**	**141-23-0**	**.860**
Kansas City	147	98-49-0	.667
Green Bay	146	117-27-2	.808
Seattle	142	103-38-1	.729
Jacksonville	139	81-58-0	.582

PROTECTING THE BALL

Since 2008, the Patriots lead the NFL with 78 regular-season games without turning the ball over. The Patriots are 69-9 in those games.

ZERO TURNOVER GAMES (SINCE 2008)

New England	**78**
Green Bay	71
Kansas City	65
Seattle	56
San Francisco	55
Baltimore	55

400-POINT SEASONS

The Patriots extended their NFL record to 12 straight seasons with at least 400 total points (2007-18) after finishing fourth in the NFL in 2018 with 436 total points. The Chargers previously held the record by scoring at least 400 points in eight consecutive seasons from 2004-11. New Orleans has a current streak of nine straight seasons with 400 points. The 2019 Patriots have 396 total points.

RUSH TO VICTORY

Since 2000, New England is 51-1 in the regular season when a Patriot eclipses 100 yards rushing. The only loss during the Bill Belichick era came at Miami on Dec. 20, 2004, when Corey Dillon rushed for 121 yards on 26 carries and the Patriots fell 29-28 to the Dolphins. Since then, New England is 38-0 with a 100-yard rusher. In 2018, RB Sony Michel had four 100-yard games and New England went 4-0 in those contests.

DEFENSE/SPECIAL TEAMS

STACKING A DOMINANT DEFENSIVE SEASON

The 2019 Patriots enter this week with the top-rated defense and have allowed 198 total points (13.2 points per game), are first in the NFL with 25 interceptions and are sixth in the NFL with 45 sacks. Since the NFL moved to a 16-game schedule in 1978, only seven teams have allowed under 200 points in a season. Of the 198 points allowed by the Patriots in 2019, 28 points were scored on opponent turnovers returned for touchdowns (one interception and three fumbles returned for touchdowns.

***STATS BELOW SINCE 1970 AFL/NFL MERGER**

NFL SINGLE-SEASON TEAM SCORING RECORD

Team	*Season*	*Total Pts Allowed*	*Pts-15 Games*
Baltimore	2000	165 (10.3/gm)	145
Chicago	1986	187 (11.7/gm)	177
Tennessee	2000	191 (11.9/gm)	191
Pittsburgh	1978	195 (12.2/gm)	178
Tampa Bay	2002	196 (12.3/gm)	196
Denver	1978	198 (12.4/gm)	177
Chicago	1985	198 (12.4/gm)	181

***Patriots have allowed 198 points (13.2/ppg) through 15 games**

- The Patriots fewest points allowed in a 16-game season is 237 in 2006, an average of 14.8 points per game. The fewest points allowed by a Bill Belichick-coached defense was the 1994 Cleveland Browns, who allowed 204 points (12.8 points per game).
- The 2019 Patriots are tied with Pittsburgh for first in the NFL with 36 turnovers (25 interceptions and 11 fumble recoveries) and are first in the NFL with a +23 turnover margin. The team record for interceptions in a 16-game season is 29, set by the 2003 Patriots. The Patriots highest turnover margin was +28 in 2010.
- The 2019 Patriots are sixth in the NFL with 45 sacks. The most sacks for a Patriots team under Bill Belichick is 49 in 2015.

LEAGUE-LEADING DEFENSE

The 2019 Patriots defense has allowed a league-low of 18 total touchdowns (six rushing touchdowns, 12 passing touchdowns). Since the NFL went to a 16-game schedule, 19 defenses have let up 20 or fewer touchdowns in a full season.

DEFENSE STREAKING ON 300-YARD PASSERS

The Patriots defense last allowed an opposing quarterback to pass for 300 yards in a regular-season game at Chicago on Oct. 21, 2018 (Mitchell Trubisky, 333 yards passing), a streak that now runs 24 consecutive regular-season games - the longest current streak in the NFL. The last team with a 24-plus game streak was the Denver Broncos - 25 straight from 2016-18. The 24 straight games not allowing a 300-yard passer by the Patriots is the fifth-longest in team history and longest since going 31 straight games without allowing a 300-yard passer from 1981-83.

GETTING DEFENSIVE

The 2019 Patriots are averaging 13.2 points allowed per game so far this season, best in the NFL. Since 2001, the Patriots have recorded 12 seasons of 20.0 points allowed or fewer, the most in the NFL during that span.

SEASONS ALLOWING 20 POINTS PER GAME OR FEWER SINCE 2001

Team	*Seasons*	*Years*
New England	**12**	**2001, 03-04, 06-10, 14-17**
Baltimore	12	2001, 03-06, 08-11, 14, 17-18
Pittsburgh	11	2001, 04-08, 10-12, 15, 17
Miami	8	2001-03, 05-06, 08, 11-12
Seattle	8	2005, 07, 11-16
Jacksonville	8	2001-02, 04-07, 17-18

SEVEN NON-OFFENSIVE TDS

The Patriots now have seven non-offensive touchdowns in 2019. They returned two blocked punts for touchdowns, three interceptions for touchdowns and two fumbles for touchdowns. The Patriots record for most non-offensive touchdowns in a season is nine in 2010 and 1961.

Sept. 15 at Miami:
54-yard interception return for a touchdown by CB Stephon Gilmore
69-yard interception return for a touchdown by LB Jamie Collins Sr.

Sept. 29 at Buffalo:
11-yard return of a blocked punt by WR Matthew Slater

Oct. 10 vs. N.Y. Giants:
6-yard return of a blocked punt by DL Chase Winovich
22-yard fumble return for a touchdown by LB Kyle Van Noy

Oct. 27 vs. Cleveland:
26-yard fumble return for a touchdown by LB Dont'a Hightower

Dec. 15 at Cincinnati:
64-yard interception return for a touchdown by CB Stephon Gilmore

THIRD-DOWN DOMINANCE

The Patriots defense has held teams to just 42-of-183 (23.0 pct.) on third down so far in 2019, the best in the NFL. The fewest third downs allowed in a 16 game season is 49 by the 1991 Saints.

DEFENSE TRAVELS

With road shutouts in Week 2 at Miami (43-0) and Week 7 at the N.Y. Jets (30-0), the Patriots have two road shutout wins of at least 30 points in 2019. New England is the second team in NFL history to blank an opponent on the road by at least 30 points on multiple occasions in a single season. Only the 1942 Chicago Bears can claim that distinction over a full year.

STIFLING DEFENSE

In a win over the Jets on Sept. 22, 2019, the Patriots defense held the Jets to just six first downs and 105 total yards of offense. It marked the fourth-fewest yards the Patriots have ever allowed in a game.

FEWEST NET YARDS ALLOWED IN A SINGLE GAME

65	vs. Seattle, Dec. 4, 1988
86	vs. Baltimore, Oct. 23, 1977
88	vs. Miami, Oct. 12, 1980
105	**vs. N.Y. Jets, Sept. 22, 2019**
112	vs. Houston, Dec. 18, 1965

DEFENSE LOCKS DOWN END ZONE

The Patriots defense did not allow a touchdown in the first three games of the season, becoming the first team to not allow a passing or rushing touchdown in each of their first three games of a season in the Super Bowl era.

ZERO FIRST-HALF POINTS IN FIVE STRAIGHT GAMES

The Patriots did not allow a first-half point in five straight games, between the 2018 AFC Championship Game and Week 3 of the 2019 season, the first team to achieve that feat in the Super Bowl era. New England's previous best was a three-game stretch with no first-half points allowed in 1977.

FORCING THE ISSUE

The Patriots lead the NFL with a plus-227 turnover margin since 1994.

NFL TURNOVER MARGIN SINCE 1994

New England	**+227**
Kansas City	+154
Green Bay	+109

MOST SAFETIES SINCE 2015

New England	**7**
St. Louis/L.A. Rams	6
Indianapolis	5
Arizona	4
Detroit	4
Pittsburgh	4

BLOCKED PUNT RECORD

Nate Ebner blocked a punt vs. Kansas City (12/8), setting a new team record with a fourth blocked punt on the season for the Patriots. The 1986 Patriots blocked three punts. The Patriots returned their first two blocked punts this season for touchdowns. In the win at Buffalo on Sept. 29, Matthew Slater returned a blocked punt by J.C. Jackson 11 yards for a touchdown. Rookie DL Chase Winovich returned a first-quarter blocked punt by RB Brandon Bolden 6 yards for a touchdown vs. NY Giants on Oct. 10. In the win vs. Dallas on Nov. 24, Slater blocked a first quarter punt that was recovered by Ebner at the Dallas 12-yard line to help set up the Patriots first touchdown. The NFL record for most blocked punts in a season is six by the 1990 Kansas City Chiefs. The last team with four blocked punts in a season was the 2014 Philadelphia Eagles.

MOST BLOCKED KICKS SINCE 2014

New England	**18 (8 FGs, 2 XPs & 8 Punts)**
Philadelphia	17
Miami	15
Baltimore	15
Denver	14

PATRIOTS HOME DOMINANCE

REGULAR-SEASON HOME RECORD SINCE 2002

Team	W	L	T	Pct.
New England	**121**	**22**	**0**	**.846**
Baltimore	105	38	0	.734
Pittsburgh	102	41	1	.712
Green Bay	101	41	2	.708
Indianapolis	100	44	0	.694

HOME PLAYOFF RECORD SINCE 2002

Team	W	L	Pct.
Seattle	10	1	.909
New England	**19**	**3**	**.864**
Indianapolis	8	3	.727
Denver	6	3	.667
Pittsburgh	7	4	.636

HOME RECORD SINCE 2002 (INCLUDING PLAYOFFS)

Team	W	L	T	Pct.
New England	**139**	**25**	**0**	**.848**
Baltimore	107	41	0	.723
Seattle	109	43	0	.717
Pittsburgh	109	45	1	.708
Indianapolis	107	48	0	.690

HOME RECORD AFTER HALLOWEEN SINCE 2002 (INCLUDING PLAYOFFS)

Team	W	L	T	Pct.
New England	**80**	**18**	**0**	**.816**
Baltimore	66	23	0	.742
Indianapolis	68	26	0	.723
Pittsburgh	65	26	1	.712
Seattle	67	29	0	.698

HOME RECORD VS. NFC SINCE 2002

Team	W	L	T	Pct.
New England	**29**	**7**	**0**	**.806**
Pittsburgh	28	7	1	.792
Baltimore	27	8	0	.771
Kansas City	25	11	0	.694
Denver	25	11	0	.694

HOME RECORD VS. DIVISIONAL OPPONENTS SINCE 2002

Team	W	L	T	Pct.
New England	**46**	**7**	**0**	**.868**
Indianapolis	42	11	0	.793
Pittsburgh	40	14	0	.741
Green Bay	37	14	2	.712
Seattle	37	16	0	.698

POINT DIFFERENTIAL AT HOME SINCE 2002 (INCLUDING PLAYOFFS)

Team	Point Differential
New England	**1,858**
Baltimore	1,121
Green Bay	1,107
Pittsburgh	1,069
Seattle	1,045

POINTS ALLOWED PER GAME AT HOME SINCE 2002 (INCLUDING PLAYOFFS)

Team	Point Average
Baltimore	16.9
New England	**17.6**
Seattle	18.9
Pittsburgh	19.0
Philadelphia	19.3

POINTS SCORED PER GAME AT HOME SINCE 2002 (INCLUDING PLAYOFFS)

Team	Point Average
New England	**28.6**
New Orleans	28.0
Green Bay	26.6
Pittsburgh	25.8
Seattle	25.6

INSIDE THE NUMBERS

TEAM

0

The Patriots held the NY Jets to zero third-down conversions on 12 attempts in the win on Sept. 22, 2019.

2

The Patriots returned two interceptions for touchdowns in the win at Miami (9/15/19), the 10th time they have done that in a game.

5

The Patriots defense has scored five touchdowns in 2019.

11

New England is the only team that has made the playoffs in each of the last 11 seasons (2009-19).

12

Since 2001, the Patriots have the fewest weeks with a losing record in the NFL with 12. Pittsburgh is second with 63 weeks.

18

The 2019 Patriots defense has allowed the fewest touchdowns allowed with 18 (six rushing, 12 receiving).

16

The Patriots have had a rookie free agent make the 53-man opening-day roster for 16 straight seasons, the third-longest streak behind the Chargers (23) and Colts (21).

16

Tom Brady has thrown at least 10 touchdown passes to 16 different players in his career, second to the 18 different players by Brett Favre.

19

The Patriots have gone 19 straight seasons without being swept in a series by a division opponent after beating each of the AFC East teams in 2019, extending the longest such streak since the 1970 NFL merger.

33

P Jake Bailey set a franchise record with 33 punts inside the 20-yard line, the old record was 31 by Lee Johnson (2000) and Ryan Allen (2015).

43-1

The Patriots are 43-1 at home against AFC teams when Tom Brady and Julian Edelman are in the lineup together.

99-1

The Patriots are 99-1 all-time at Gillette Stadium when leading at halftime in the regular season.

596

Julian Edelman is second in team history with 596 receptions behind the 672 by Wes Welker.

ROBERT KRAFT

6

The number of Super Bowl championships the Patriots have won since Robert Kraft purchased the team in 1994. That mark is highest in the NFL over that span.

10

The number of conference championships the Patriots have won since Robert Kraft purchased the team in 1994, the NFL record for most conference championships as an owner.

19

The number of division championships won by the Patriots since Kraft purchased the team in 1994.

21

The number of playoff seasons earned by the Patriots in the 26 seasons since Robert Kraft purchased the team.

ROBERT KRAFT

47

The number of playoff games the Patriots have appeared in since 1994, the most in the NFL. Green Bay has the second most with 36.

283

The number of consecutive home games that have been sold out, including all playoff and preseason games, dating back to the 1994 season opener.

324

The number of games the Patriots have won since Robert Kraft purchased the franchise in 1994. Prior to Kraft's ownership, the team had won 225 total games in its entire 34-year history from 1960-93.

TOM BRADY

6

Brady is the only QB with six Super Bowl wins and surpassed Hall of Fame DL Charles Haley (5) as the only other NFL player with six Super Bowl wins.

6

Brady joins Herb Adderly (GB/DAL), Fuzzy Thurston (Green Bay) and Forrest Gregg (GB/DAL) as the only NFL players with six titles.

9

Brady won his ninth conference title in 2018, an NFL record. He passed DL Mike Lodish for the most Super Bowls played with his seventh in Super Bowl LI. Lodish played in six (four with Buffalo and two with Denver).

13

Brady played in his 13th conference championship game in 2018, the most in NFL history. Gene Upshaw and George Blanda with 10 each are tied for second-most conference championship game appearances.

16

Brady set a Super Bowl record with 16 straight pass completions in Super Bowl XLVI vs. the New York Giants.

19

The longest streak of consecutive pass completions by Brady in a regular-season game (Sept. 10, 2015 vs. Pittsburgh), a team record.

36

Brady has guided New England to 36 wins since his 40th birthday, an NFL record for most wins by a QB after turning 40.

90.2

The percent of quarterback keepers converted by Brady (119-of-132) for first downs (91-of-100 on third-and-2 or less and 28-of-32 on fourth-and-2 or less).

249

Brady has the most overall wins of any NFL player with 249.

505

Brady set a Super Bowl record with 505 passing yards in Super Bowl LII, breaking the record of 466 yards he set the previous year in Super Bowl LI.

4,577

Brady led the NFL in 2017 with 4,577 yards passing at age 40 to become the oldest player to lead the NFL. The previous oldest player to lead the league in passing yards was Fran Tarkenton with 3,468 yards in 1978 at age 38 with Minnesota.

BILL BELICHICK

3

Bill Belichick (304 wins) is in third place on the NFL wins list.

4

Bill Belichick is the first coach to lead his team to four 500-point seasons (2007, 10-12).

6

The number of 13-win seasons by Bill Belichick, the most among all NFL coaches.

6

Bill Belichick has won six Super Bowls as a head coach, the most Super Bowl wins by a head coach in NFL history.

12

Super Bowl LIII was Belichick's 12th Super Bowl overall, including nine as a head coach and three as an assistant coach.

BILL BELICHICK NEWS & NOTES

Bill Belichick is the only head coach in NFL history to win six Super Bowl titles. He won more regular-season games (123) and more games overall (136) during a 10-year stretch (2002-11) than any other coach in NFL history. In 2007, Belichick led the Patriots to the fourth undefeated and untied regular season in NFL history and the first since the NFL established a 16-game schedule in 1978. His 45 consecutive years as an NFL coach are tied for first in NFL history with the 45 by Dick LeBeau. The only other NFL coach with at least 40 consecutive NFL coaching seasons is Tom Moore with 41.

25TH SEASON AS HEAD COACH
45TH NFL SEASON

Overall Record: 304-137 (.689)
Regular Season: 273-126 (.684)
Postseason: 31-11 (.738)
With Patriots overall (2000-19): 267-92 (.744)
Super Bowl Titles: 8 (86, 90, 01, 03, 04, 14, 16, 18)
Conf. Titles: 12 (86, 90, 96, 01, 03, 04, 07, 11, 14, 16, 17, 18)
Division Titles: 24 (75, 78, 86, 89, 90, 96, 98, 01, 03, 04, 05, 06, 07, 09, 10, 11, 12, 13, 14, 15, 16, 17, 18, 19)

WHAT TO WATCH FOR IN 2019

- Bill Belichick has an NFL-best six Super Bowl championships as a head coach and joined George Halas and Curly Lambeau as the only NFL coaches with six championships since the league began postseason play in 1933.
- Belichick seeks back-to-back championships for a second time in his career (2003-04) – a feat so rare it has been achieved by only two other coaches in history. Chuck Noll did it with the Pittsburgh Steelers in the 1970s (1974-75, 1978-79), and Vince Lombardi did it with the Green Bay Packers in the 1960s (1961-62, 1966-67).
- Belichick is third all-time with 273 career regular-season wins, behind Don Shula (328) and George Halas (318).
- Belichick has led New England to three straight Super Bowl berths, tied with Don Shula (1971-73) for the second most in NFL history. Marv Levy led Buffalo to four straight Super Bowl appearances (1990-93). Since postseason play began in 1933, George Halas led Chicago to four straight championship berths (1940-43) and Paul Brown led Cleveland to six straight championship appearances (1950-55).
- Belichick is the only head coach in NFL history with seven seasons of 13-plus wins. George Seifert is second with four 13-win seasons.

2019 ACCOMPLISHMENTS

- Belichick became the third coach in NFL history to win 300 games following the win over Cleveland on Oct 27. He is the fastest to reach 300 victories, doing so in his 434th NFL game, faster than Don Shula (445 games) and George Halas (455 games).

  Belichick's 17 division titles are the most in NFL history. Don Shula and Tom Landry are second with 13 division crowns.
- Belichick extended his NFL record with an 11th consecutive division title. Four other coaches are tied for second with six straight division titles.
- Belichick holds the NFL record with 13 12-win seasons. Don Shula is second with eight.

2019 ACCOMPLISHMENTS

- Belichick extended his NFL record with 13 12-win seasons. Don Shula is second with eight.
- Belichick has led his teams to 18 postseason berths as a head coach, tied with Tom Landry for second all-time behind the 19 by Don Shula.
- Belichick earned his 19th straight winning season in 2019, second most behind Tom Landry with 20 (1966-85).
- Belichick now has 17 consecutive 10-win seasons, an NFL record. George Seifert is second with eight (1989-96).
- Belichick has now led the Patriots to the postseason for 11 straight seasons, setting an NFL record for the most consecutive playoff berths by a head coach. Belichick had been tied with Tony Dungy (1999-2008) with 10 consecutive postseason berths.

THE HIGHEST WINNING PCT.

Bill Belichick has recorded 304 career wins as a head coach, which is third in NFL history. Belichick owns a career winning percentage of .689, first in NFL history.

TOP WINNING PERCENTAGE AMONG HEAD COACHES WITH AT LEAST 160 WINS (INCL. POSTSEASON)

Head Coach	Team(s)	Years	W	L	T	Pct.
Bill Belichick	**CLE/NE**	**1991-95, 2000-19**	**304**	**137**	**0**	**.689**
George Halas	Chicago	1920-29, 33-41, 46-55, 58-67	324	151	31	.682
Don Shula	BLT/MIA	1963-95	347	173	6	.666
Curly Lambeau	GB/CHI/WAS	1921-53	229	134	22	.630

NOTE: Winning percentage calculated using current NFL rules, counting a tie as a half-win, half-loss.

MOVING ON UP

Bill Belichick ranks third all-time in NFL history with 304 career wins.

MOST WINS BY NFL COACHES

Head Coach	Team(s)	Years	W	L	T
Don Shula	BLT/MIA	1963-95	347	173	6
George Halas	Chicago	1920-29, 33-41, 46-55, 58-67	324	151	31
Bill Belichick	**CLE/NE**	**1991-95, 2000-19**	**304**	**137**	**0**
Tom Landry	Dallas	1960-88	270	178	6
Curly Lambeau	GB/CHI/WAS	1921-53	229	134	22

SUPER SUCCESS

Bill Belichick has won six Super Bowls, the most by a head coach.

MOST SUPER BOWL VICTORIES

Head Coach	Team	Titles	Seasons
Bill Belichick	**New England**	**6**	**2001, 03-04, 14, 16, 18**
Chuck Noll	Pittsburgh	4	1974-75, 78-79
Joe Gibbs	Washington	3	1982, 87, 91
Bill Walsh	San Francisco	3	1981, 84, 88

NOTE: Sorted by most recent championship. Super Bowls have determined the NFL champion since 1966.

BILL BELICHICK NEWS & NOTES

NINE CONFERENCE TITLES ARE THE MOST IN SUPER BOWL ERA

The 2018 AFC Championship was Bill Belichick's ninth conference championship, the most in NFL history during the Super Bowl era (since 1966).

MOST CONFERENCE CHAMPIONSHIPS BY A HEAD COACH IN SUPER BOWL ERA

HEAD COACH	TEAM	#	SEASONS	SUPER BOWL APPEARANCES
Bill Belichick	**New England**	**9**	**2001, 2003, 2004, 2007, 2011, 2014, 2016, 2017, 2018**	**XXXVI, XXXVIII, XXXIX, XLII, XLVI, XLIX, LI, LII, LIII**
Don Shula	Baltimore/Miami	6	1968, 1971, 1972, 1973, 1982, 1984	III, VI, VII, VIII, XVII, XIX
Tom Landry	Dallas	5	1970, 1971, 1975, 1977, 1978	V, VI, X, XII, XIII
Joe Gibbs	Washington	4	1982, 1983, 1987, 1991	XVII, XVIII, XXII, XXVI
Bud Grant	Minnesota	4	1969, 1973, 1974, 1976	IV, VII, IX, XI
Marv Levy	Buffalo	4	1990, 1991, 1992, 1993	XXV, XXVI, XXVII, XXVIII
Chuck Noll	Pittsburgh	4	1974, 1975, 1978, 1979	IX, X, XIII, XIV
Dan Reeves	Denver/Atlanta	4	1986, 1987, 1989, 1998	XXI, XXII, XXIV, XXIII

12 SUPER BOWL APPEARANCES

Super Bowl LIII was Bill Belichick's 12th career Super Bowl appearance, the most appearances by a coach in NFL history.

MOST SUPER BOWL APPEARANCES AS A HEAD COACH OR ASSISTANT

Bill Belichick ..... 12 (nine as a head coach)
Dan Reeves ..... 7 (four as a head coach)
Don Shula ..... 6 (six as head coach)
Tom Landry ..... 5 (five as a head coach)
Chuck Noll ..... 5 (four as a head coach)
Marv Levy ..... 5 (four as a head coach)

ELITE COMPANY

Bill Belichick joined George Halas and Curly Lambeau as the only coaches with six titles.

HEAD COACHES WITH FOUR OR MORE NFL TITLES

Coach	NFL Titles	Championship Teams
Bill Belichick	**6**	**New England (SB XXXVI, XXXVIII, XXXIX, XLIX, LI and LIII)**
George Halas	6	Chicago (1921, 33, 40, 41, 46 & 63)
Curly Lambeau	6	Green Bay (1929, 30, 31, 36, 39 & 44)
Vince Lombardi	5	Green Bay (1961, 62, 65, SB I & II)

POSTSEASON COACHING MARK

Belichick coached in his NFL-record 37th postseason game in the 2017 AFC Divisional Playoff against Tennessee, moving past Tom Landry and Don Shula. He has now coached in 42 postseason games.

MOST POSTSEASON GAMES AS A HEAD COACH

Head Coach	Team(s)	Games
Bill Belichick	**Cleveland/New England**	**42**
Tom Landry	Dallas	36
Don Shula	Baltimore/Miami	36
Andy Reid	Philadelphia/Kansas City	26
Chuck Noll	Pittsburgh	24
Mike Holmgren	Green Bay/Seattle	24
Joe Gibbs	Washington	24

13 CONFERENCE CHAMPIONSHIP GAME APPEARANCES

Belichick reached his 13th conference championship game as a head coach in 2018 to extend his record for the most since the 1970 merger.

MOST CONFERENCE CHAMPIONSHIP GAMES AS A HEAD COACH

Head Coach	Conference Championship Games
Bill Belichick	**13**
Tom Landry	10
Don Shula	7
Chuck Noll	7
John Madden	6
Bill Cowher	6

MOST POSTSEASON WINS

Belichick earned his NFL-record 21st postseason victory after the Patriots defeated the Indianapolis Colts in the AFC Championship Game on Jan. 18, 2015. He now has 31 career postseason victories.

MOST PLAYOFF WINS BY AN NFL HEAD COACH

COACH	TEAM(s)	WINS
Bill Belichick	**CLE/NE**	**31**
Tom Landry	Dallas	20
Don Shula	BLT/MIA	19
Joe Gibbs	Washington	17
Chuck Noll	Pittsburgh	16

BEST POSTSEASON RECORDS IN NFL HISTORY (MINIMUM 10 GAMES)

HEAD COACH	TEAM	W	L	PCT.
Vince Lombardi	GB/WAS	9	1	.900
Bill Belichick	**CLE/NE**	**31**	**11**	**.738**
Tom Flores	Oakland	8	3	.727
Bill Walsh	San Francisco	10	4	.714
Joe Gibbs	Washington	17	7	.708
Jimmy Johnson	DAL/MIA	9	4	.692

POSTSEASON BERTHS

Bill Belichick has led his teams to 18 postseason berths, which is tied for second all-time among NFL head coaches.

NFL HEAD COACHES WITH THE MOST POSTSEASON BERTHS

Head Coach	Postseason Appearances
Don Shula	19
Bill Belichick	**18**
Tom Landry	18

BILL BELICHICK NEWS & NOTES

DIVISION TITLES RECORD

Belichick again guided the Patriots to the AFC East title in 2019. His 17 division titles are the most by a head coach in NFL history. Don Shula and Tom Landry are second with 13 titles.

MOST CONSECUTIVE DIVISION TITLES

Belichick is the first NFL coach to lead his team to 11 consecutive division titles after claiming another AFC East crown in 2019. Paul Brown (1950-55), Tom Landry (1966-71), Bud Grant (1973-78) and Chuck Noll (1974-79) led their teams to six straight titles.

NFL COACHES WITH THE MOST CONSECUTIVE DIVISION TITLES

Head Coach	Team	Consec. Div. Titles
Bill Belichick	**New England**	**11 (2009-19)**
Paul Brown	Cleveland	6 (1950-55)
Tom Landry	Dallas	6 (1966-71)
Bud Grant	Minnesota	6 (1973-78)
Chuck Noll	Pittsburgh	6 (1974-79)

SUPER COMEBACK

Belichick coached the Patriots back from a 25-point deficit to win Super Bowl LI. A comeback of that magnitude is extremely rare. There had been 2,656 games in which a team led by 25 points or more in NFL history, including the postseason. Teams leading by 25 had recorded 2,647 wins, seven losses and two ties, a winning percentage of .997.

PATRIOTS RENAISSANCE

Once head coach Bill Belichick implemented his coaching design on the Patriots, his approach has given him the best record of any NFL head coach who has coached over 40 games since 2001 (including the postseason).

NFL COACHES RECORDS SINCE 2001

Coach	Team(s)	W	L	T	Pct.
Bill Belichick	**New England**	**262**	**81**	**0**	**.764**
Tony Dungy	TB/IND	101	41	0	.711
Jim Harbaugh	San Francisco	49	22	1	.688
Sean McVay	L.A. Rams	34	17	0	.667
Bill Cowher	Pittsburgh	70	35	1	.665

3X COACH OF THE YEAR

The Associated Press named Bill Belichick the NFL's Coach of the Year in 2010, the third time that Belichick earned the honor. He was also named Coach of the Year following the 2003 and 2007 seasons, joining Don Shula (4-time winner) and Chuck Knox as the only three-time winners.

ABOVE THE CENTURY MARK

Bill Belichick has an overall record of 304-137, 167 games above the .500 mark. He joins Don Shula and George Halas as the only coaches with 100 more wins than losses.

COACHES WITH 100 OR MORE WINS THAN LOSSES

Head Coach	Team(s)	W	L	T	Wins above .500
Don Shula	BLT/MIA	347	173	6	174
George Halas	Chicago	324	151	31	173
Bill Belichick	**CLE/NE**	**304**	**137**	**0**	**167**

500+ FOR 3 STRAIGHT YEARS

Belichick became the first head coach in NFL history to lead a team to three straight 500-point seasons (2010-12) and four overall (2007-589, 2010-518, 2011-513 and 2012-557). St. Louis was the only other team to have done it three times (1999-526, 2000-540, 2001-503).

TWO DECADES WITH THE PATRIOTS

Bill Belichick is now in his 20th year as head coach of the New England Patriots and is one of seven to coach one team for at least 20 years.

20 YEAR HEAD COACHES WITH ONE TEAM

Head Coach	Years with Team
George Halas	40 years with Chicago
Curly Lambeau	29 years with Green Bay
Tom Landry	29 years with Dallas
Don Shula	26 years with Miami
Chuck Noll	23 years with Pittsburgh
Steve Owen	23 years with N.Y. Giants
Bill Belichick	**20 years with New England**

CLIMBING THE WINS LADDER

Belichick now has 237 career regular-season wins with the Patriots, the fourth-most regular-season wins with one team among head coaches.

NFL HEAD COACHES WITH THE MOST REGULAR-SEASON WINS WITH ONE TEAM

Coach	Team	W	L	T
George Halas	Chicago	318	148	31
Don Shula	Miami	257	133	2
Tom Landry	Dallas	250	162	6
Bill Belichick	**New England**	**237**	**82**	**0**
Curly Lambeau	Green Bay	209	104	21

BETTER THAN AVERAGE

Belichick has led the Patriots to 19 straight seasons with a winning record (2001-19), second all-time behind Tom Landry, whose Dallas Cowboys accomplished the feat 20 straight years from 1966-85.

MOST CONSECUTIVE SEASONS WITH A WINNING RECORD

Head Coach	Team	Years
Tom Landry	Dallas	20 – 1966-85
Bill Belichick	**New England**	**19 – 2001-19**
Curly Lambeau	Green Bay	14 – 1934-47
Curly Lambeau	Green Bay	12 – 1921-32
George Halas	Chicago	10 – 1933-42
John Madden	Oakland	10 – 1969-78

BELICHICK HAS 13TH 12-WIN SEASON

Belichick added to his NFL record with his 13th 12-win season. Don Shula is second with eight. Belichick owns the record with eight consecutive 12 win seasons (2010-17). Tony Dungy (2003-08) and Tom Landry (1976-81) are second with six straight 12-win seasons.

NFL HEAD COACHES WITH THE MOST 12-WIN SEASONS

Head Coach	Team(s)	12-win Seasons
Bill Belichick	**New England**	**13**
Don Shula	BAL/MIA	8
Tony Dungy	Indianapolis	6
Tom Landry	Dallas	6
Marty Schottenheimer	CLE/KC/SD	5
Andy Reid	PHI/KC	5
George Seifert	SF/CAR	5

CAREER MILESTONE

Belichick is just the fourth NFL head coach to reach 250 career regular-season victories. His 273 regular-season wins are the third-most regular-season wins all-time.

MOST REGULAR-SEASON WINS, NFL HEAD COACHES

Head Coach	Team(s)	W	L	T
Don Shula	BLT/MIA	328	156	6
George Halas	Chicago	318	148	6
Bill Belichick	**CLE/NE**	**273**	**126**	**0**
Tom Landry	Dallas	250	162	6
Curly Lambeau	GB/CHI/WAS	226	132	22

DIVISIONAL SUCCESS

HEAD COACHES WITH THE HIGHEST WINNING PERCENTAGE AGAINST DIVISION OPPONENTS (SINCE 1970 - MINIMUM 60 GAMES)

Head Coach	Team(s)	W	L	T	Win Pct.
Mike Tomlin	Pittsburgh	53	22	1	.704
George Allen	LAR/WAS	42	18	2	.700
Bill Belichick	**CLE/NE**	**108**	**47**	**0**	**.697**
Bud Grant	Minnesota	69	31	1	.688
Tom Landry	Dallas	101	46	0	.687
Mike McCarthy	Green Bay	51	23	2	.684
Marty Schottenheimer	CLE/KC/SD/WAS	95	51	0	.651

HEAD COACHES WITH THE MOST WINS AGAINST DIVISION OPPONENTS SINCE 1970

Head Coach	Team(s)	Wins vs. Div. Opponents
Don Shula	Miami	132
Bill Belichick	**CLE/NE**	**108**
Tom Landry	Dallas	101
Dan Reeves	DEN/NYG/ATL	95
Marty Schottenheimer	CLE/KC/SD/WAS	95

TOM BRADY NEWS & NOTES

CAREER NOTES

Tom Brady has quarterbacked the Patriots to victories in 219 of his 282 career regular-season starts, compiling a .777 winning percentage and giving him the best record of any quarterback in the Super Bowl era (since 1966). Brady's 155 career wins in his first 200 starts were the most in NFL history. Peyton Manning is second with 136 wins in his first 200 career starts.

WHAT TO WATCH FOR IN 2019

- Tom Brady (539) currently sits tied with Peyton Manning (539) for second place in career touchdowns, behind Drew Brees (544).
- Brady (3,836) has passed for 4,000 yards 10 times in his career and if he reaches 4,000 yards in 2019, he will be the third player to reach 4,000 yards 11 times, joining Peyton Manning (14) and Drew Brees (12).
- Brady led the NFL with 36 touchdown passes in 2015, the fourth time he led the NFL in that category. He tied Drew Brees, Len Dawson, Brett Favre, Peyton Manning, Johnny Unitas and Steve Young for most seasons leading the NFL in touchdown passes.
- Brady has 249 career victories (regular season and playoffs combined), the most wins all-time by an NFL player.
- Brady is tied with eight other NFL players with two games with six or more touchdowns and needs one more game with six or more touchdowns to tie Peyton Manning, who had three games with six or more touchdowns.
- Brady owns the NFL record with 30 Player of the Week awards and 10 Player of the Month honors.
- Brady has the NFL record with 58 career games with three touchdown passes and no interceptions.
- Brady has played in 284 NFL regular-season games, third all-time among NFL quarterbacks, behind George Blanda (340) and Brett Favre (302).
- Brady has started every game in 15 seasons, third all-time for a quarterback, behind the 16 seasons by Peyton Manning and 17 seasons by Brett Favre. If he starts every game in 2019, he will tie Manning.

2019 ACCOMPLISHMENTS

- Brady is playing his 20th season with the Patriots in 2019, joining Darrell Green (20 - Washington), Jackie Slater (20 – L.A. Rams) and Jason Hanson (21 - Detroit) as the only players with at least 20 NFL seasons played with one team.
- At age 42, Brady became the oldest quarterback to start on Kickoff Weekend. Warren Moon had held the record after starting opening day for Seattle in 1998 at age 41.
- Brady reached 12 regular-season wins in 2019 for the 13th time, most in NFL history for a quarterback. Peyton Manning is second with 11 12-win seasons.

2019 ACCOMPLISHMENTS (CONT.)

- Brady (22 in 2019) set the record for most touchdown passes in a single season past his 42nd birthday. George Blanda had six in 1970.
- Brady has 74,350 career passing yards and moved past Brett Favre at Washington (10/6) and Peyton Manning vs. N.Y. Giants (10/10) into second place all-time for passing yards.
- Brady now has 92 career 300-yard passing games, the third NFL quarterback to throw 90 career 300-yard games, joining Drew Brees (120) and Peyton Manning (93).

TOM'S TITLES

Brady is one of four players in the 100-year history of the NFL to win six titles.

NFL PLAYERS WITH SIX CHAMPIONSHIPS

Player	Titles	Championship Teams
Tom Brady	**6**	**New England (SB XXXVI, XXXVIII, XXXIX XLIX, LI & LIII)**
Herb Adderly	6	Green Bay & Dallas (1961, 62, 65, SB I, II & VI)
Forrest Gregg	6	Green Bay & Dallas (1961, 62, 65, SB I, II & VI)
Fuzzy Thurston	6	Green Bay (1958, 61, 62, 65, SB I & II)

RECORDING SUCCESS

TOP WINNING PERCENTAGE IN SUPER BOWL ERA
(SINCE 1966, MINIMUM 50 STARTS, REGULAR SEASON ONLY)

Player	Team(s)	Years	W	L	T	Pct.
1. Tom Brady	**New England**	**2000-19**	**219**	**63**	**0**	**.777**
2. Roger Staubach	Dallas	1969-79	85	29	0	.746
3. Joe Montana	SF/KC	1979-94	117	47	0	.713

ACTIVE QUARTERBACKS WINNING PERCENTAGE
(MINIMUM 32 STARTS, REGULAR SEASON ONLY)

Quarterback	Team(s)	W	L	T	Pct.
1. Tom Brady	**New England**	**219**	**63**	**0**	**.777**
2. Russell Wilson	Seattle	86	40	1	.681
3. Ben Roethlisberger	Pittsburgh	144	71	1	.669
4. Aaron Rodgers	Green Bay	112	60	1	.650
5. Deshaun Watson	Houston	24	13	0	.649
6. Terry Bridgewater	MIN/NYJ/NO	22	12	0	.647
7. Dak Prescott	Dallas	39	24	0	.619
8. Jared Goff	L.A. Rams	32	21	0	.604
9. Drew Brees	SD/NO	162	111	0	.593

13 AFC CHAMPIONSHIP GAME APPEARANCES

The Patriots have reached 13 conference championship games in the Tom Brady/Bill Belichick era (since 2001 with Brady starting at QB; not including 2000, when he played one game as a substitute and 2008, when he only started one game).

TOM BRADY NEWS & NOTES

ALL-TIME WINS LEADER

MOST CAREER WINS BY A STARTING NFL QUARTERBACK (INCLUDING PLAYOFFS)

Quarterback	Team(s)	Wins
Tom Brady	**New England**	**249 (219 reg. season/30 postseason)**
Peyton Manning	IND/DEN	200 (186 reg. season/14 postseason)
Brett Favre	ATL/GB/NYJ/MIN	199 (186 reg. season/13 postseason)
Drew Brees	SD/NO	170 (162 reg. season/8 postseason)

MOST GAMES OVER .500 (INCLUDING PLAYOFFS)

Quarterback	Games Over .500	W	L	T
Tom Brady	**176**	**249**	**73**	**0**
Peyton Manning	108	200	92	0

MOST OVERALL WINS

Brady's 249 overall career wins are most all-time.

MOST WINS BY AN NFL PLAYER

INCLUDING PLAYOFFS

Player	Wins
Tom Brady	**249**
Adam Vinatieri	242
George Blanda	218
Jerry Rice	211
Gary Anderson	210
Peyton Manning	200

REGULAR SEASON

Player	Wins
Adam Vinatieri	221
Tom Brady	**219**
George Blanda	209
Gary Anderson	201
Jerry Rice	194

PILING UP THE WINS

MOST REGULAR-SEASON WINS BY A QB IN NFL HISTORY (REGULAR SEASON ONLY)

Name	W	L	T	Pct.
Tom Brady	**219**	**63**	**0**	**.777**
Brett Favre	186	112	0	.624
Peyton Manning	186	79	0	.702
Drew Brees	162	111	0	.593
John Elway	148	82	1	.643
Dan Marino	147	93	0	613
Ben Roethlisberger	144	71	1	.669
Fran Tarkenton	124	109	6	.531
Philip Rivers	123	100	0	.552
Johnny Unitas	118	63	4	.649

NFL FRANCHISE WINS LEADER

Brady has 219 career regular-season wins with the Patriots, the most by a starting quarterback with one team. Brady set the record with his 161st win in his 208th game, breaking Brett Favre's record of 160 wins with the Packers (253 starts).

MOST WINS AS A STARTING QB FOR ONE TEAM

Player	Team	Wins
Tom Brady	**New England**	**219**
Brett Favre	Green Bay	160
John Elway	Denver	148
Dan Marino	Miami	147
Ben Roethlisberger	Pittsburgh	144
Peyton Manning	Indianapolis	141

MVP AWARDS

Brady was named the NFL's Most Valuable Player in 2017 for the third time in his career. He is one of five players in NFL history to win the honor at least three times.

MOST NFL MVP AWARDS

Player	MVP Awards	Years
Peyton Manning	5	2003-04, 08-09, 13
Tom Brady	**3**	**2007, 10, 17**
Jim Brown	3	1957-58, 65
Brett Favre	3	1995, 96-97
Johnny Unitas	3	1959, 64, 67

BRADY'S COMEBACKS

Brady has engineered 59 career game-winning performances to lead his team back from a fourth-quarter deficit or tie.

			TIME REMAINING	PASSING STATISTICS					
DATE		OPP.	SCORE	IN REG.^	ATT	CMP	YDS	TD	INT	FINAL
12/21/19		BUF	13-17	15:00	3	3	46	0	0	24-17
02/03/19		LAR**	3-3	15:00	5	4	67	0	0	13-3
01/20/19	at	KC#	17-21	7:45	20	11	147	0	0	(ot) 37-31
11/04/18		GB	17-17	15:00	6	6	104	1	0	31-17
10/14/18		KC	40-40	3:03	2	2	55	0	0	43-40
01/21/18		JAX#	10-20	14:52	14	9	138	2	0	24-20
12/17/17	at	PIT	16-24	15:00	8	4	75	0	0	27-24
09/24/17		HOU	28-33	2:24	7	5	93	1	0	36-33
02/05/17		ATL**	9-28	15:00	27	21	246	1	0	(ot) 34-28
11/27/16	at	NYJ	13-17	10:17	15	10	132	1	0	22-17
11/15/15	at	NYG	17-23	15:00	18	11	193	1	1	27-26
10/25/15		NYJ	16-17	15:00	17	14	150	2	0	30-23
02/01/15		SEA**	14-24	15:00	15	13	124	2	0	28-24
01/10/15		BAL*	28-28	15:00	8	9	72	1	0	35-31
12/21/14	at	NYJ	10-13	15:00	6	3	26	0	1	17-13
12/07/14	at	SD	13-14	15:00	8	7	112	1	0	23-14
12/08/13		CLE	3-19	15:00	20	16	142	2	0	27-26
12/01/13	at	HOU	21-24	15:00	12	8	87	0	0	34-31
11/24/13		DEN	21-24	15:00	19	12	100	1	0	(ot) 34-31
10/13/13		NO	23-27	1:13	5	7	70	1	0	30-27
09/08/13	at	BUF	20-21	4:31	7	7	36	0	0	23-21
10/21/12		NYJ	23-26	1:37	9	13	95	0	0	(ot) 29-26
09/30/12	at	BUF	21-21	15:00	7	4	78	2	0	52-28
01/22/12		BAL#	16-20	15:00	6	3	20	0	1	23-20
12/24/11		MIA	17-17	15:00	11	8	120	0	0	27-24
10/16/11		DAL	13-16	5:13	9	11	87	1	0	20-16
12/19/10		GB	21-27	13:49	6	5	82	1	0	31-27
11/25/10	at	DET	24-24	15:00	5	5	86	2	0	45-24
10/17/10		BAL	10-20	14:53	24	16	156	1	1	(ot) 23-20
09/14/09		BUF	13-24	5:32	13	11	112	2	0	25-24
12/29/07	at	NYG	23-28	15:00	12	8	130	1	0	38-35
12/03/07	at	BAL	17-24	14:25	17	7	113	1	0	27-24
11/25/07		PHI	24-28	15:00	16	11	109	0	0	31-28
11/04/07	at	IND	10-20	9:42	10	8	144	2	0	24-20
01/14/07	at	SD*	13-21	8:35	14	9	122	1	1	24-21
12/03/06		DET	13-21	13:07	15	14	101	0	0	28-21
11/26/06		CHI	10-10	14:46	7	6	98	1	0	17-13
09/10/06		BUF	14-17	15:00	6	3	58	0	1	19-17
11/13/05	at	MIA	15-16	2:53	2	2	76	1	0	23-16
10/30/05		BUF	7-16	10:07	4	4	69	0	0	21-16
10/09/05	at	ATL	28-28	3:52	2	2	17	0	0	31-28
09/25/05	at	PIT	10-13	14:19	12	12	167	0	0	23-20
02/06/05		PHI**	14-14	15:00	4	2	33	0	0	24-21
10/03/04	at	BUF	17-17	15:00	4	2	8	1	0	31-17
02/01/04		CAR**	29-29	1:08	5	4	47	0	0	32-29
01/10/04		TEN*	14-14	15:00	11	6	27	0	0	17-14
11/30/03	at	IND	31-31	10:21	6	3	31	1	0	38-34
11/23/03	at	HOU	13-20	3:11	14	10	133	1	0	(ot) 23-20
11/03/03	at	DEN	23-26	2:51	4	5	58	1	0	30-26
10/19/03	at	MIA	13-13	15:00	10	7	147	1	0	(ot) 19-13
10/05/03		TEN	24-27	4:40	1	1	15	0	0	38-30
12/29/02		MIA	13-24	4:59	13	8	69	1	0	(ot) 27-24
11/10/02	at	CHI	19-30	5:16	14	9	116	2	0	33-30
09/22/02		KC	38-38	0:00	5	4	46	0	0	(ot) 41-38
02/03/02		STL**	17-17	1:21	8	5	53	0	0	20-17
01/19/02		OAK*	3-13	15:00	27	20	138	0	0	(ot) 16-13
12/16/01	at	BUF	6-9	5:57	13	9	116	0	0	(ot) 12-9
12/02/01	at	NYJ	14-16	15:00	7	6	56	0	0	17-16
10/14/01		SD	16-26	8:48	18	13	130	1	0	(ot) 29-26

^-Statistics are from the time noted until the end of the game

*** Divisional Playoffs ** Super Bowl #AFC Championship**

TOM BRADY NEWS & NOTES

DIVISION TITLE MARK

Brady extended his NFL record by leading the Patriots to their 11th straight division title in 2019.

MOST CONSECUTIVE DIVISION TITLES BY A STARTING QB

Player	Team	Consec. Division Titles (Years)
Tom Brady	**New England**	**11 (2009-19)**
Terry Bradshaw	Pittsburgh	6 (1974-79)
Fran Tarkenton	Minnesota	6 (1973-78)

NFL RECORD FOR MOST DIVISION TITLES

Tom Brady	**17**
Peyton Manning	12
Joe Montana	9
Brett Favre	8
Terry Bradshaw	7
John Elway	7

45 GAME-WINNING DRIVES

Brady has 45 game-winning drives in the fourth quarter or overtime in the regular season.

MOST GAME WINNING DRIVES IN THE FOURTH QUARTER OR OVERTIME (REGULAR SEASON SINCE 1970)

Player	Team(s)	4th Qtr Game-Winning Drives
Peyton Manning	IND/DEN	54
Drew Brees	SD/NO	50
Dan Marino	Miami	47
Tom Brady	**New England**	**45**
Brett Favre	GB/NYJ/MIN	43

COMEBACK KID

MOST WINS BY A QB AFTER TRAILING BY 10+ POINTS SINCE 2000 (INCLUDING PLAYOFFS)

Player	Wins
Tom Brady	**32**
Peyton Manning	26
Drew Brees	23
Eli Manning	20
Ben Roethlisberger	19

A WINNING COMPARISON

Tom Brady has won 30 postseason games in his career. Only four NFL franchises have won more playoff games in their history than Brady has in his career: New England (37), Pittsburgh (36), Dallas (35) and Green Bay (34).

RECORD AS A STARTER

	Reg. Season	Playoffs	Total
Overall	**219-63**	**30-10**	**249-73**
Home:	121-19	20-3	141-22
Road:	98-44	10-7*	108-51
By Total Yardage			
Less than 200:	41-18	4-1	45-19
200-299:	102-29	14-5	116-34
300 or more:	76-16	12-4	88-20
Other Records			
On Artificial Turf:	141-22	18-6	159-28
Temp Below 40:	44-7	16-2	60-9
Thanksgiving or later:	80-22	30-10	110-32
Leading at Halftime:	172-18	21-4	193-22
Leading after 3 Qtrs:	185-10	19-3	204-13
Overtime:	9-4	3-0	12-4
Passer rating >100.0:	123-9	15-1	138-10

***-Includes nine Super Bowls at neutral sites**

LATE-GAME WINNER

Brady now has eight career games in which he threw a game-winning touchdown pass in the final minute of the game to turn a Patriots deficit into a Patriots win.

11/10/02 at Chicago* W 33-30
The Patriots trailed 30-25 when Brady threw a 20-yard touchdown to David Patten with 21 seconds left to give the Patriots a 33-30 win.
***Champaign, Ill.**

11/3/03 at Denver W 30-26
The Patriots trailed 26-23 when Brady threw an 18-yard touchdown to David Givens with 30 seconds left to give the Patriots a 30-26 win.

12/3/07 at Baltimore W 27-24
The Patriots trailed 24-20 when Brady threw an 8-yard touchdown to Jabar Gaffney with 44 seconds left to give the Patriots a 27-24 win.

09/14/09 vs. Buffalo W 25-24
The Patriots trailed 24-19 when Brady threw a 16-yard touchdown to Ben Watson with 50 seconds left to give the Patriots a 25-24 win.

10/16/11 vs. Dallas W 20-16
The Patriots trailed 16-13 when Brady threw an 8-yard touchdown pass to Aaron Hernandez with 22 seconds left to give the Patriots a 20-16 win.

10/13/13 vs. New Orleans W 30-27
The Patriots trailed 27-23 when Brady threw a 17-yard touchdown pass to Kenbrell Thompkins with five seconds left to give the Patriots a 30-27 win.

12/08/13 vs. Cleveland W 27-26
The Patriots trailed 26-21 when Brady threw a 1-yard touchdown pass to Danny Amendola with 31 seconds left to give the Patriots a 27-26 win.

09/24/17 vs. Houston W 36-33
The Patriots trailed 33-28 and started a drive with 2:24 to play when Brady threw a 25-yard touchdown pass to WR Brandin Cooks with 23 seconds to play to give the Patriots the lead and then added a two-point play to Cooks for a 36-33 victory.

STERLING CAREER RECORD

Tom Brady's career record is impressive no matter which division or conference foe he is facing:

Record vs. AFC East	86-20
Record vs. rest of AFC	77-28
Record vs. NFC	56-15

WINNINGEST COACH/QB TANDEM

Bill Belichick and Tom Brady have the best winning percentage and most wins for a head coach/QB tandem since the 1970 merger.

WINNINGEST COACH/QB TANDEMS SINCE 1970
(REGULAR SEASON ONLY – BY WINNING PERCENTAGE)

Quarterback/Head Coach	Team	W	L	T	Pct.
Tom Brady/Bill Belichick	**NE**	**219**	**63**	**0**	**.777**
Peyton Manning/Tony Dungy	IND	85	27	0	.759
Ken Stabler/John Madden	OAK	60	19	1	.756

WINNINGEST COACH/QB TANDEMS SINCE 1970
(REGULAR SEASON ONLY – BY VICTORIES)

Quarterback/Head Coach	Team	W	L	T	Pct.
Tom Brady/Bill Belichick	**NE**	**219**	**63**	**0**	**.777**
Drew Brees/Sean Payton	NO	125	74	0	.628
Dan Marino/Don Shula	MIA	116	68	0	.630
Ben Roethlisberger/Mike Tomlin	PIT	115	60	1	.656
Terry Bradshaw/Chuck Noll	PIT	107	51	0	.677

MOST WINS BY A STARTING QB THROUGH 200 STARTS

Brady had 155 career regular-season wins in his first 200 regular-season starts (.775 win pct.). Peyton Manning is second with 136 victories in his first 200 starts.

Tom Brady	**155**
Peyton Manning	136
Ben Roethlisberger	135
Dan Marino	125

TOM BRADY NEWS & NOTES

NO PLACE LIKE HOME

Brady made his 100th career home start against Chicago on Oct. 26, 2014. The win over the Bears gave Brady an 87-13 home record in his first 100 home starts, the best in NFL history since the merger for a quarterback with at least 50 starts.

BEST HOME REGULAR-SEASON STARTING RECORDS (MINIMUM 40 STARTS)

Player	Team	W	L	T	PCT.
Tom Brady	**New England**	**121**	**19**	**0**	**.864**
Terry Bradshaw	Pittsburgh	67	12	0	.848
Roger Staubach	Dallas	49	10	0	.831
John Elway	Denver	95	23	0	.805
Aaron Rodgers	Green Bay	68	17	0	.800
Danny White	Dallas	37	10	0	.787
Russell Wilson	Seattle	48	15	0	.762

BEST HOME STARTING RECORDS (INCLUDING PLAYOFFS)

Player	Team	W	L	PCT.
Tom Brady	**New England**	**141**	**22**	**.865**
Terry Bradshaw	Pittsburgh	75	14	.843
John Elway	Denver	104	25	.806
Roger Staubach	Dallas	54	13	.806
Danny White	Dallas	41	11	.789
Russell Wilson	Seattle	53	15	.779

BEST HOME REGULAR-SEASON RECORD IN FIRST 100 STARTS

Player	Team	W	L	PCT.
Tom Brady	**New England**	**87**	**13**	**.870**
Brett Favre	Green Bay	82	18	.820
John Elway	Denver	77	23	.770

HOME FIELD ADVANTAGE I

Brady won his 100th regular-season game at Gillette Stadium on Dec. 24, 2017, when the Patriots beat Buffalo, 37-16. He is the only NFL quarterback with 100 wins in a stadium. He now has 115 wins at Gillette Stadium. John Elway is second with 95 wins at Mile High Stadium.

HOME FIELD ADVANTAGE II

Brady is 84-9 overall at home in the regular season since 2007. That is equal to or more than the win total that seven teams have (home and away) combined during that span: Washington (83), Detroit (81), Tampa Bay (80), LA Rams (78), Oakland (76), Jacksonville (73) and Cleveland (61).

HOME COOKIN'

Tom Brady is second behind Drew Brees for most career touchdown passes in a single stadium in NFL history.

Player	Team	Stadium	TD Passes
Drew Brees	New Orleans	Mercedes-Benz Superdome	269
Tom Brady	**New England**	**Gillette Stadium**	**256**
Brett Favre	GB/MIN	Lambeau Field	214

ROAD WINNER

The win over Denver on Nov. 12, 2017 was Brady's 86th career road victory, passing Peyton Manning for the most in NFL history. Brady now has 98 career road wins.

TOM TERRIFIC IN DECEMBER

Brady is 63-15 (.808) in December, the second-highest winning percentage in December among quarterbacks in the Super Bowl era with at least 20 starts. Roger Staubach is first (17-3, .850). Brady's 63 December wins are the most in NFL history, followed by the 52 by Brett Favre and the 49 by Peyton Manning. Additionally, Brady is 34-5 all-time in December at Gillette Stadium.

UNDEFEATED AGAINST 5

Brady is undefeated against five teams – Atlanta (5-0), Chicago (5-0), Dallas (5-0), Minnesota (5-0), and Tampa Bay (4-0). Brady is most successful against Buffalo, with a 32-3 career record and the non-divisional team he has beaten the most is Indianapolis (11-3).

BRADY BEATS BUFFALO

Brady's 32 wins against Buffalo are most ever by a quarterback against a single team.

MOST WINS BY A STARTING QUARTERBACK AGAINST AN OPPONENT (REGULAR SEASON ONLY)

Tom Brady.....32 wins against Buffalo
Tom Brady..... 29 wins against N.Y. Jets
Brett Favre.....26 wins against Detroit
Tom Brady.....23 wins against Miami
Brett Favre..... 23 wins against Chicago
Ben Roethlisberger..... 23 wins against Cincinnati

MOST INTER-CONFERENCE WINS

Tom Brady has the most wins in inter-conference games since 1970.

MOST INTER-CONFERENCE WINS SINCE 1970

Tom Brady.....56
Peyton Manning.....46
Brett Favre.....43
Ben Roethlisberger.....38
Dan Marino.....37

ALL-TIME LEADER IN TOTAL TDS

Brady set the NFL record for all-time touchdown passes (including playoffs) with his three-touchdown performance at Miami (12/09/18). He is one of four quarterbacks with 500 career regular-season touchdown passes and has the most touchdown passes with one team.

ALL-TIME TOUCHDOWN PASS LEADERS (INCLUDING PLAYOFFS)

Player	Years	Team(s)	Total TD	Regular Season	Playoffs
Tom Brady	**2000-present**	**New England**	**612**	**539**	**73**
Peyton Manning	1998-2015	IND/DEN	579	539	40
Drew Brees	2001-present	SD/NO	577	544	33
Brett Favre	1991-2010	ATL/GB/NYJ/MIN	552	508	44

MOST TOUCHDOWN PASSES WITH ONE TEAM (INCLUDING PLAYOFFS)

Player	Years	Team(s)	Total TD	Regular Season	Playoffs
Tom Brady	**2000-present**	**New England**	**612**	**539**	**73**
Drew Brees	2006-present	New Orleans	495	464	31
Brett Favre	1992-2007	Green Bay	481	442	39
Dan Marino	1983-99	Miami	452	420	32
Peyton Manning	1998-2010	Indianapolis	428	399	29

MOST CAREER TOUCHDOWN PASSES (REGULAR SEASON ONLY)

Drew Brees..... 544
Tom Brady.....539
Peyton Manning..... 539
Brett Favre..... 508
Dan Marino..... 420

70,000 YARDS

Tom Brady moved past Peyton Manning for second place all-time in the win vs. N.Y. Giants (10/10).

Player	Team(s)	Passing Yards
1. Drew Brees	SD/NO	77,163
2. Tom Brady	**New England**	**74,350**
3. Peyton Manning	IND/DEN	71,940
4. Brett Favre	GB/NYJ/MIN	71,838
5. Dan Marino	Miami	61,361
6. Philip Rivers	SD/LAC	58,990
7. Eli Manning	N.Y. Giants	57,023
8 Ben Roethlisberger	Pittsburgh	56,545
9. John Elway	Denver	51,475
10. Matt Ryan	Atlanta	50,873

TOM BRADY NEWS & NOTES

FIRST IN PASSING YARDS

Brady became the all-time NFL leader in total passing yards (regular season and playoffs) in the victory at the New York Jets on Nov. 25, 2018.

NFL ALL-TIME LEADERS FOR PASSING YARDS (INCLUDING PLAYOFFS)

Tom Brady	**85,529**
Drew Brees	81,922
Peyton Manning	79,279
Brett Favre	77,693

FIRST IN TOTAL YARDS

Brady sits first all-time in NFL history in the category of combined passing, rushing and receiving yards in the regular season and playoffs.

NFL ALL-TIME LEADERS FOR TOTAL YARDS (INCLUDING PLAYOFFS)

Tom Brady	**86,767**
Drew Brees	82,791
Peyton Manning	79,978
Brett Favre	79,602
Dan Marino	65,953

SIXTH-HIGHEST QB RATING

Brady owns the sixth-highest QB rating in NFL history.

HIGHEST QB RATING IN NFL HISTORY

Player	*Team(s)*	*Years*	*Rating*
Aaron Rodgers	Green Bay	2005-19	102.7
Russell Wilson	Seattle	2012-19	101.2
Drew Brees	SD/NO	2001-19	98.3
Tony Romo	Dallas	2004-16	97.1
Kirk Cousins	WAS/MIN	2012-19	97.1
Tom Brady	**New England**	**2000-19**	**97.0**
Steve Young	TB/SF	1985-99	96.8
Peyton Manning	IND/DEN	1998-2015	96.5

BRADY 300-YARD GAMES

Brady has 92 NFL games with 300 or more yards passing and the Patriots are 76-16 in those games. He is the third player to reach 90 career 300-yard passing games.

NFL QUARTERBACK 300-YARD PASSING GAMES

Drew Brees	120
Peyton Manning	93
Tom Brady	**92**
Philip Rivers	70
Dan Marino	63
Brett Favre	62

Brady had a career-best 11 300-yard games in 2011, tied for third-most in NFL history behind Drew Brees (13 in 2011) and Peyton Manning (12 in 2013).

SECOND IN COMPLETIONS

Brady is second all-time with 6,320 pass completions.

MOST PASS COMPLETIONS IN NFL HISTORY (REGULAR SEASON)

Drew Brees	6,848
Tom Brady	**6,361**
Brett Favre	6,300
Peyton Manning	6,125
Dan Marino	4,967

MOST 20-TD PASS SEASONS

Brady threw his 20th touchdown pass of the 2019 season in the first quarter on a 23-yard touchdown pass to RB James White. Brady surpassed Peyton Manning (16) for the most seasons with at least 20 touchdown passes in NFL history with 17 seasons.

MOST 20-TD PASS SEASONS

Player	*20-TD Pass Seasons*
Tom Brady	**17**
Peyton Manning	16
Drew Brees	16

SEVEN 30-TD SEASONS

Brady has logged seven 30-touchdown seasons. The only other Patriots quarterback to have a 30-touchdown season is Vito "Babe" Parilli in 1964 when he led the AFL with 31. Brady is one of four quarterbacks in NFL history to have 30 or more touchdown passes in at least seven seasons and one of six quarterbacks in NFL history with three or more straight seasons with 30 or more touchdowns.

MOST SEASONS WITH 30+ TOUCHDOWN PASSES

Player	*30-TD Seasons*
Drew Brees	10
Brett Favre	9
Peyton Manning	9
Tom Brady	**7**
Aaron Rodgers	6
Philip Rivers	6
Dan Marino	4
Tony Romo	4

CONSECUTIVE 30 TOUCHDOWN SEASONS

Player	*Consec. 30-TD Seasons*
Drew Brees	9 (2008-16)
Brett Favre	5 (1994-98)
Peyton Manning	5 (2009-10, 12-14)
Tom Brady	**3 (2010-12)**
Dan Marino	3 (1984-86)
Aaron Rodgers	3 (2014-16)

ECLIPSING 3K

Brady reached 3,000 passing yards for the 17th time in 2019.

MOST 3,000-YARD SEASONS

Brett Favre	18
Tom Brady	**17**
Drew Brees	16
Peyton Manning	16
Eli Manning	14
Philip Rivers	14
Dan Marino	13
Ben Roethlisberger	13

4,000-YARD SEASONS

Brady reached 4,000 yards passing for the 10th time in 2018. He enters Week 17 with 3,836 yards passing on the season.

ALL-TIME 4,000-YARD PASSING SEASONS

Peyton Manning	14
Drew Brees	12
Philip Rivers	11
Tom Brady	**10**
Matt Ryan	8

PATRIOTS TOP PASSING YARD SEASONS

Player	*Year*	*Yards*
Tom Brady	**2011**	**5,235**
Tom Brady	**2012**	**4,827**
Tom Brady	**2007**	**4,806**
Tom Brady	**2015**	**4,770**
Tom Brady	**2017**	**4,577**
Drew Bledsoe	1994	4,555
Tom Brady	**2009**	**4,398**
Tom Brady	**2018**	**4,355**
Tom Brady	**2013**	**4,343**
Tom Brady	**2005**	**4,110**
Tom Brady	**2014**	**4,109**
Drew Bledsoe	1996	4,086

TOM BRADY NEWS & NOTES

A GOOD RATIO

Brady ranks first in touchdown-to-interception ratio among quarterbacks with 400 career touchdown passes. He ranks third in TD-to-INT ratio overall, behind only Aaron Rodgers (4.36) and Russell Wilson (3.31).

BRADY TOPS 400 CLUB IN TD/INT RATIO (NFL ALL-TIME RANK IN PARENTHESES)

Player	Touchdowns	Interceptions	Ratio
Tom Brady	**539 (2t)**	**178 (42T)**	**3.03 (3)**
Peyton Manning	539 (2t)	251 (9)	2.15 (11)
Drew Brees	544 (1)	237 (15)	2.30 (6)
Dan Marino	420 (5)	252 (8)	1.67 (28)
Brett Favre	508 (4)	336 (1)	1.51 (36)

ELITE COMPANY

Brady (282 regular-season starts and 40 playoff starts) and Pro Football Hall of Famer Jerry Rice (284 regular-season starts and 29 playoff starts) are the only NFL players with at least 200 regular-season starts and at least 25 playoff starts.

MOST STARTS UNDER ONE HC

Brady made his 185th career regular-season start at Carolina on Nov. 18, 2013, all under Bill Belichick. It is the most starts by a quarterback under one head coach in NFL history. Brady passed Dan Marino, who had 184 career starts under Don Shula. Brady now has 282 career starts under Belichick.

FRANCHISE ALL-TIME LEADING PASSER

		ATT	COMP	YDS
Tom Brady	**2000-19**	**9,959**	**6,361**	**74,350**
Drew Bledsoe	1993-01	4,518	2,544	29,657
Steve Grogan	1975-90	3,593	1,879	26,886

MOST GAMES & STARTS IN PATRIOTS HISTORY

In a win over the New York Jets on Oct. 16, 2014, Brady joined Bruce Armstrong and Julius Adams as the third player in franchise history to play in 200 regular-season games for the Patriots. Brady then passed Bruce Armstrong in a win at Dallas (10/11/15) with his 213th game played in a Patriots uniform. Stephen Gostkowski has also crossed the 200-game threshold, appearing in 204 games as a Patriot.

Player	Games
Tom Brady	**284**
Bruce Armstrong	212
Julius Adams	206
Stephen Gostkowski	204

SECOND-MOST STARTS AT QB

Brady passed Peyton Manning in 2018 for the second-most starts among all NFL quarterbacks.

MOST STARTS BY AN NFL QUARTERBACK

Player	Team(s)	Starts
Brett Favre	GB/NYJ/MIN	298
Tom Brady	**New England**	**282**
Drew Brees	SD/NO	273
Peyton Manning	IND/DEN	265
Dan Marino	Miami	240
Fran Tarkenton	MIN/NYG	239
Eli Manning	N.Y. Giants	234
John Elway	Denver	231
Philip Rivers	LA Chargers	223
Ben Roethlisberger	Pittsburgh	216
Vinny Testaverde	TB/CLE/BAL/DAL/CAR	214
Warren Moon	HOU/MIN/SEA/KC	203

300 CLUB

Brady played in his 300th game overall vs. Tennessee (11/11/18), joining Brett Favre (326) as the only other quarterback to appear in 300 career games.

MOST GAMES PLAYED BY AN NFL QUARTERBACK (INCLUDING PLAYOFFS)

Player	Team(s)	Games
Brett Favre	GB/NYJ/MIN	326
Tom Brady	**New England**	**324**
Peyton Manning	IND/DEN	293
Drew Brees	SD/NO	289

PLAYER OF THE WEEK HONORS

Brady has earned an NFL-record 30 Player of the Week honors over the course of his career. He has won at least three POW awards in one season five times (2007, 09, 11, 12 and 17). Brady has also been named Offensive Player of the Month 10 times, also the most in NFL history. Peyton Manning is second with eight.

CAREER PLAYER OF THE WEEK AWARDS

Player	Years	Team(s)	POW Awards
Tom Brady	**2000-18**	**New England**	**30**
Peyton Manning	1998-2015	IND/DEN	27
Dan Marino	1983-1999	Miami	18
Brett Favre	1991-2010	GB/NYJ/MIN	16
John Elway	1983-1998	Denver	15

6 TD PERFORMANCES

Brady has thrown six touchdown passes in a game twice, one of nine NFL players to have done so. Brady threw six touchdowns at Miami (10/21/07) and vs. Tennessee (10/18/09).

NFL PLAYERS WITH AT LEAST TWO 6+TD GAMES

Player	Team(s)	6+ TD Games
Peyton Manning	IND/DEN	3 (one 7-TD and two 6-TD games)
George Blanda	Houston	two 7-TD games
Y.A. Tittle	N.Y. Giants	2 (one 7-TD and one 6-TD game)
Drew Brees	New Orleans	2 (one 7-TD and one 6-TD game)
Tom Brady	**New England**	**2**
Charley Johnson	St. Louis Cardinals	2
Ben Roethlisberger	Pittsburgh	2
Aaron Rodgers	Green Bay	2
Patrick Mahomes	Kansas City	2

MOST 5-TD PERFORMANCES

Tom Brady is tied for third in NFL history with six games of five or more touchdown passes.

MOST CAREER GAMES WITH FIVE TOUCHDOWN PASSES

Player	Team(s)	5-TD Games
Drew Brees	SD/NO	11
Peyton Manning	IND/DEN	9
Tom Brady	**New England**	**6**
Dan Marino	Miami	6
Ben Roethlisberger	Pittsburgh	6

FINDING THE OPEN RECEIVER

Tom Brady completed a pass to 10 different receivers in the win at Philadelphia (11/17). It marked the 11th time that he has done so in a game. He has now completed a pass to 17 different receivers in 2019, the most in a single season in his career. He completed a pass to 16 different receivers in 2003 and 2005.

TOM BRADY NEWS & NOTES

29 CAREER 4-TD GAMES

Brady has thrown four or more touchdowns 29 times - 23 four-touchdown games, four five-touchdown games and two six-touchdown games. The Patriots are 28-1 when Brady throws four or more touchdown passes.

MOST GAMES WITH 4+ TOUCHDOWN PASSES

Player	Team(s)	4+ TD Games
Drew Brees	SD/NO	36
Peyton Manning	IND/DEN	35
Tom Brady	**New England**	**29**
Brett Favre	GB/NYJ/MIN	23
Aaron Rodgers	Green Bay	23

MOST GAMES WITH 4+ TDS AND NO INTERCEPTIONS

Player	Team(s)	Games
Drew Brees	SD/NO	25
Tom Brady	**New England**	**23**
Peyton Manning	IND/DEN	18
Aaron Rodgers	Green Bay	18

300 YARDS, 4 TDS & 0 INTS

Brady had his 15th NFL game with 300 yards, four touchdowns and no interceptions vs. Houston (09/24/17), second in NFL history to the 22 such games by Drew Brees.

3 TD & 0 INTS

Brady has 58 games with at least three touchdowns and no interceptions. The Patriots are 55-3 (.948) in such games.

MOST GAMES WITH THREE TDS & ZERO INTS IN NFL HISTORY

Player	Team(s)	Games with 3+ TD/0 INT
Tom Brady	**New England**	**58**
Drew Brees	SD/NO	52
Peyton Manning	IND/DEN	51

AIRING IT OUT

BEST NFL RECORDS FOR A QB WITH 50 OR MORE PASS ATTEMPTS (INCLUDING PLAYOFFS)

Player	Team(s)	Record
Tom Brady	**New England**	**19-9 (6-2 in postseason)**
Dan Marino	Miami	5-11
Drew Brees	SD/NO	4-15
Peyton Manning	IND/DEN	4-13

SECOND FOR ATTEMPTS BETWEEN INTS

Brady attempted 358 consecutive regular-season passes without an interception, a streak spanning from Oct. 17, 2010-Sept. 11, 2011. Brady eclipsed Bernie Kosar's record, on Dec. 26, 2010, at Buffalo. The record was broken by Aaron Rodgers in 2018.

MOST CONSECUTIVE PASS ATTEMPTS WITHOUT AN INTERCEPTION

Player	Team	Season(s)	Att
Aaron Rodgers	Green Bay	2018	402
Tom Brady	**New England**	**2010-11**	**358**
Alex Smith	Kansas City	2015	312
Bernie Kosar	Cleveland	1990-91	308
Drew Brees	New Orleans	2015-16	305

TOWERING TD PASSES

Brady has thrown 44 touchdown passes of 50-plus yards, tied for fourth-most in NFL history.

MOST TD PASSES OF 50-PLUS YARDS

Player	Team(s)	50+ Yard TD Passes
Johnny Unitas	Baltimore	51
John Hadl	SD/LAR/GB/HOU	46
Peyton Manning	IND/DEN	46
Tom Brady	**New England**	**44**
Fran Tarkenton	MIN/NYG	44
Drew Brees	SD/NO	44
Brett Favre	GB/NYJ/MIN	43

76 DIFFERENT TARGETS

In a 2018 win over Indianapolis (10/4/18), Brady moved past Vinny Testaverde for the most TD targets by a quarterback in NFL history and now has 76 different TD targets.

MOST TOUCHDOWN TARGETS BY AN NFL QUARTERBACK

Quarterback	Team(s)	TD Targets
Tom Brady	**New England**	**76**
Vinny Testaverde	TB/CLE/BAL/DAL/CAR	70
Steve DeBerg	SF/DEN/TB/KC/ATL	62
Brett Favre	GB/NYJ/MIN	61

40 YEAR-OLD QBS IN REGULAR SEASON

Brady is one of 14 quarterbacks since the 1970 merger to start an NFL game past the age of 40. The oldest player to attempt a pass in a game was George Blanda at age 48 as a member of the Oakland Raiders in the final game of his career on Dec. 21, 1975. Blanda finished with one completion on three attempts for 11 yards. Brady is the fourth Patriots player to play at 40 or older, joining Doug Flutie (43 in 2005), Vinny Testaverde (43 in 2006) and Junior Seau (40 in 2009).

40 YEAR OLDS TO START AT QB SINCE 1970

Player/Team	Age at Last Start	Date of Last Start
Steve DeBerg/ATL	44 years, 9 mos.	10/25/1998 at NYJ
Warren Moon/KC	44 years, 0 mos.	11/26/2000 at SD
Vinny Testaverde/CAR	44 years, 0 mos.	12/9/2007 at JAX
Tom Brady/NE	**42 years, 5 mos.**	**12/21/2019 vs. BUF**
Doug Flutie/SD	42 years, 2 mos.	01/02/2005 vs. KC
Earl Morrall/MIA	41 years, 6 mos.	12/01/1975 vs. NE
Brett Favre/MIN	41 years, 2 mos.	12/20/2010 vs. CHI
Drew Brees/NO	40 years, 11 mos.	12/22/2019 at TEN
Len Dawson/KC	40 years, 5 mos.	12/07/1975 vs. SD
Vince Evans/OAK	40 years, 5 mos.	12/03/1995 vs. KC
Johnny Unitas/SD	40 years, 5 mos.	10/07/1973 at PIT
Matt Hasselbeck/IND	40 years, 3 mos.	12/27/2015 at MIA
Sonny Jurgensen/WAS	40 years, 3 mos.	12/15/1974 vs. CHI
Brad Johnson/DAL	40 years, 1 mos.	11/02/2008 at NYG

STARTING QUARTERBACKS AT AGE 40-OR-OLDER NFL HISTORY

Player	W-L	TD-INT	Rating
Tom Brady	**36-11**	**83-26**	**96.1**
Brett Favre	13-12	36-25	90.2
Warren Moon	11-14	37-25	80.4
Vinny Testaverde	8-17	24-32	72.3
Drew Brees	7-3	24-4	115.7
Matt Hasselbeck	5-3	9-5	84.0
Doug Flutie	3-3	10-4	80.4
Sonny Jurgensen	3-1	11-5	94.5
Charlie Conerly	2-1	7-6	61.8
Earl Morrall	2-0	6-6	74.2
Len Dawson	1-4	5-4	90.0
Vince Evans	1-2	6-8	71.5
Brad Johnson	1-2	2-5	50.5
Johnny Unitas	1-3	3-7	40.0
Steve DeBerg	0-1	3-1	80.4

Brady led the Patriots to their ninth win of the season in the victory over Miami on Nov. 26, 2017, the most ever by a 40-year-old quarterback in the Super Bowl era. He had 11 wins in 2019. Brady has the most TDs in a season by a 40-year-old QB with 32 in 2017 and 29 in 2018. Brady also led the NFL with 4,577 yards passing in 2017 to become the oldest quarterback to lead the NFL in passing.

MOST PASSING YARDS BY A PLAYER AT AGE 40

Player	Year	Yards
Tom Brady	**2017**	**4,577**
Tom Brady	**2018**	**4,355**
Tom Brady	**2019**	**3,836**
Warren Moon	1997	3,678
Vinny Testaverde	2004	3,532

STATS BY AGE

In 20's: 96 GP, 70-24, 61.9 comp %, 21,564 yards, 147 TDs, 78 INT, 1.88 TD/INT ratio

In 30's: 141 GP, 113-28, 64.9 comp %, 40,018 yards, 309 TDs, 74 INT, 4.18 TD/INT ratio

In 40's: 47 GP, 36-11, 64.4 comp %, 12,768yards, 83 TDs, 26 INT, 3.19 TD/INT ratio

TOM BRADY NEWS & NOTES

MISTAKE-FREE FOOTBALL

Brady set an NFL record from 2010-11 with 11 consecutive starts without throwing an interception. He went 358 consecutive pass attempts without throwing a pick.

BRADY'S MOST CONSECUTIVE STARTS WITHOUT AN INT.

Player	Consec. Starts Without an INT	Dates
Tom Brady	11	10/24/10-01/02/11
Tom Brady	6	12/18/16-10/05/17

BRADY'S CONSECUTIVE PASSES WITHOUT AN INTERCEPTION

Player	Consec. Passes Without an INT	Dates
Tom Brady	358	10/17/10-09/12/11
Tom Brady	264	12/12/16-10/05/17
Tom Brady	201	10/14/12-12/02/12
Tom Brady	196	12/21/14-10/18/15
Tom Brady	190	09/16/12-10/14/12

ANOTHER MILESTONE FOR BRADY

Brady reached 1,000 yards rushing in his 265th game vs. Minnesota on Dec. 2, 2018, the most games in NFL history that it has taken a player to reach the milestone. Before Brady, Y.A. Tittle held the record with 1,000 yards rushing in his 161st NFL game. Tittle finished his NFL career with 999 yards rushing.

PATRIOTS QB LEADING RUSHERS

Steve Grogan	2,176
Tom Brady	**1,037**
Babe Parilli	949

THE BRADY SIX

Brady was the seventh quarterback selected in the 2000 NFL Draft.

QUARTERBACKS TAKEN IN THE 2000 NFL DRAFT

Rd	Pick	Player	Taken By
1	18	Chad Pennington	N.Y. Jets
3	65	Giovanni Carmazzi	San Francisco
3	75	Chris Redman	Baltimore
5	163	Tee Martin	Pittsburgh
6	168	Marc Bulger	New Orleans
6	183	Spergon Wynn	Cleveland
6	**199**	**Tom Brady**	**New England**

BRADY SINGLE-SEASON NOTES

BRADY HAD LOW INT PCT.

Brady threw two interceptions in 432 pass attempts in 2016 for an interception rate of 0.46, fifth-best in a single season. QB Brian Hoyer set the NFL record in 2016 with Chicago by attempting 200 passes without an interception.

NFL INTERCEPTION PERCENTAGE (MINIMUM 150 ATTEMPTS)

Player	Team	Year	ATT-INT	Int. Pct.
Brian Hoyer	Chicago	2016	200-0	0.00
Aaron Rodgers	Green Bay	2018	597-2	0.30
Damon Huard	Kansas City	2006	244-1	0.41
Josh McCown	Chicago	2013	224-1	0.45
Tom Brady	**New England**	**2016**	**432-2**	**0.46**
David Garrard	Jacksonville	2005	168-1	0.60
Nick Foles	Philadelphia	2013	317-2	0.63
Joe Ferguson	Buffalo	1976	151-1	0.66
Sam Bradford	Minnesota	2016	519-4	0.77
Tom Brady	**New England**	**2010**	**492-4**	**0.81**
Dak Prescott	Dallas	2016	459-4	0.87
Steve DeBerg	Kansas City	1990	444-4	0.90
Sam Bradford	Minnesota	2016	552-5	0.90

50 TD PASSES

Brady threw a then NFL-record 50 touchdown passes in 2007.

QUARTERBACKS WITH 45 OR MORE TOUCHDOWN PASSES IN A SEASON

Player	Team	Year	TD Passes
Peyton Manning	Denver	2013	55
Patrick Mahomes	Kansas City	2018	50
Tom Brady	**New England**	**2007**	**50**
Peyton Manning	Indianapolis	2004	49
Dan Marino	Miami	1984	48
Drew Brees	New Orleans	2011	46
Aaron Rodgers	Green Bay	2011	45

SINGLE SEASON PASSING LEADERS

Brady owns 10 of the 12 4,000-yard passing seasons in Patriots history.

PATRIOTS TOP PASSING YARDS/SEASON

Player	Year	Yards
Tom Brady	**2011**	**5,235**
Tom Brady	**2012**	**4,827**
Tom Brady	**2007**	**4,806**
Tom Brady	**2015**	**4,770**
Tom Brady	**2017**	**4,577**
Drew Bledsoe	1994	4,555
Tom Brady	**2009**	**4,398**
Tom Brady	**2018**	**4,355**
Tom Brady	**2013**	**4,343**
Tom Brady	**2005**	**4,110**
Tom Brady	**2014**	**4,109**
Drew Bledsoe	1996	4,086

PASSING-YARD PACE

Brady owns one of the 11 5,000-yard passing seasons in NFL history.

MOST PASSING YARDS IN A SEASON

Player	Team	Year	Yards
Peyton Manning	Denver	2013	5,477
Drew Brees	New Orleans	2011	5,476
Tom Brady	**New England**	**2011**	**5,235**
Drew Brees	New Orleans	2016	5,208
Drew Brees	New Orleans	2012	5,177
Drew Brees	New Orleans	2013	5,162
Ben Roethlisberger	Pittsburgh	2018	5,129
Patrick Mahomes	Kansas City	2018	5,097
Dan Marino	Miami	1984	5,084
Drew Brees	New Orleans	2008	5,069
Matthew Stafford	Detroit	2011	5,038

CAREER HIGH COMPLETIONS

Brady threw for a career-high 402 completions in 2015. His previous best was 401 completions in 2011 and 2012. Brady (3) joined Drew Brees (9), Matt Ryan (5) and Peyton Manning (3) for the most seasons with 400 completions.

BEST TD/INT RATIO IN NFL HISTORY

Brady threw 28 touchdown passes and just two interceptions in 2016 for an NFL-best single-season TD/INT ratio of 14.0.

BEST SINGLE-SEASON TD/INT RATIO IN NFL HISTORY (MINIMUM OF 20 TD PASSES)

Player	Team	Year	TD/INT	Ratio
Tom Brady	**New England**	**2016**	**28/2**	**14.00**
Nick Foles	Philadelphia	2013	27/2	13.50
Aaron Rodgers	Green Bay	2018	25/2	12.50
Tom Brady	**New England**	**2010**	**36/4**	**9.00**
Aaron Rodgers	Green Bay	2014	38/5	7.60
Aaron Rodgers	Green Bay	2011	45/6	7.50
Tom Brady	**New England**	**2007**	**50/8**	**6.25**

TOM BRADY NEWS & NOTES

BRADY SINGLE GAME NOTES

300 IN A HALF

Brady had his fifth 300-yard half and his second 300-yard first half after throwing for 302 yards in the first half at New Orleans (09/17/17).

Yards	Game	Half
367	vs. San Francisco (12-16-12)	2nd half
345	vs. Tennessee (10-18-09)	1st half
323	vs. Cleveland (12-08-13)	2nd half
306	at Miami (9-12-11)	2nd half
302	at New Orleans (9-17-17)	1st half

SINGLE-GAME RECORDS

Tom Brady owns the top-five single-game passing yardage performances in New England Patriots history.

MOST PASSING YARDS IN A GAME IN PATRIOTS HISTORY

Player	Date	Opp	Att	Cmp	Yds	TD	Int
Tom Brady	**09/12/11**	**MIA**	**48**	**32**	**517**	**4**	**1**
Tom Brady	**09/20/15**	**BUF**	**59**	**38**	**466**	**3**	**0**
Tom Brady	**09/17/17**	**NO**	**39**	**30**	**447**	**3**	**0**
Tom Brady	**12/16/12**	**SF**	**65**	**36**	**443**	**1**	**2**
Tom Brady	**11/03/13**	**PIT**	**33**	**23**	**432**	**4**	**0**
Drew Bledsoe	11/13/94	MIN	70	45	426	3	0
Drew Bledsoe	11/23/98	MIA	54	28	423	2	2
Tom Brady	**09/18/11**	**SD**	**40**	**31**	**423**	**3**	**0**

SPREADING THE WEALTH

Brady has completed passes to 10 different receivers 11 times in his career, most recently in a win at Philadelphia (11/17/19).

BRADY HANGS 50

Brady and the Patriots knocked off Jacksonville, 51-17, on Sept. 27, 2015, the eighth time New England has scored at least 50 points in a game started by Brady and the most by a quarterback in NFL history. Pro Football Hall of Famer Len Dawson (6) is second. Brady's eight 50-point games are more than 20 current teams have in their entire franchise history.

Date	Opponent	Score
10/28/07	vs. Washington	52-7
11/18/07	at Buffalo	56-10
10/18/09	vs. Tennessee	59-0
09/30/12	at Buffalo	52-28
11/18/12	vs. Indianapolis	59-24
11/03/13	vs. Pittsburgh	55-31
10/26/14	vs. Chicago	51-23
09/27/15	vs. Jacksonville	51-17

BRADY THE PASS CATCHER

Brady caught a 6-yard pass from WR Julian Edelman vs. Tennessee (11/11/18), joining WR Jerry Rice as the only player 41 years and older in NFL history with a reception.

50-YARD DOUBLE DOWN

Brady has thrown at least two 50-yard passes in the same game 12 times in his career. His career best came in 2009 with three 50-yard strikes in one game.

BRADY'S GAMES WITH AT LEAST TWO 50-YARD PASSES

10/9/05 @ ATLANTA
55t (3Q) Bethel Johnson
51 (1Q) Deion Branch

1/14/06 @ DENVER AFC DIVISIONAL PLAYOFF ROUND
73 (4Q) Deion Branch
51 (2Q) Andre' Davis

12/31/06 @ TENNESSEE
62t (3Q) Reche Caldwell
52 (1Q) Corey Dillon

12/9/07 VS. PITTSBURGH
63t (2Q) Randy Moss
56t (3Q) Jabar Gaffney >flea-flicker w/R. Moss

11/15/09 @ INDIANAPOLIS
63t (2Q) Randy Moss
55 (1Q) Randy Moss

12/06/09 @ MIAMI
58t (1Q) Randy Moss
58 (2Q) Wes Welker
81t (3Q) Sam Aiken

11/22/12 @ NY JETS
83t (2Q) Shane Vereen
56t (2Q) Julian Edelman

11/03/13 VS. PITTSBURGH
57 (2Q) Danny Amendola
81t (4Q) Aaron Dobson

11/15/15 @ NEW YORK GIANTS
76t (4Q) Rob Gronkowski
54 (4Q) Brandon LaFell

10/30/16 @ BUFFALO
53t (1Q) Chris Hogan
53t (2Q) Rob Gronkowski

12/04/16 VS. BALTIMORE
61 (2Q) James White
79t (4Q) Chris Hogan

11/19/17 @ OAKLAND
52 (2Q) Brandin Cooks
64t (3Q) Brandin Cooks

TOM BRADY PLAYOFF NOTES

TOPS IN POSTSEASON STATS LISTS

Tom Brady owns many NFL postseason records, including touchdowns passes (73), passing yards (11,179), completions (1,005), wins (30) and 300-yard games (16).

NFL ALL-TIME LEADERS: POSTSEASON TOUCHDOWN PASSES

Player	Team(s)	TDs
Tom Brady	**New England**	**73**
Joe Montana	SF/KC	45
Brett Favre	GB/MIN	44
Peyton Manning	IND/DEN	40
Aaron Rodgers	Green Bay	36
Drew Brees	SD/NO	33
Dan Marino	Miami	32

NFL ALL-TIME LEADERS: POSTSEASON TD PASSES, SINGLE GAME

Player	Team	Game	TDs
Tom Brady	**NE**	**AFC-D: NE vs. DEN (01/14/12)**	**6**
Daryle Lamonica	OAK	AFC-D: OAK vs. HOU (12/21/69)	6
Steve Young	SF	SB: SF vs. SD (01/30/95)	6

NFL ALL-TIME LEADERS: POSTSEASON COMP. PCT., SINGLE GAME

Player	Team	Game	Comp PCT.
Tom Brady	**NE**	**AFC-D: NE vs. JAX (01/12/08)**	**92.9 (26-28)**
Phil Simms	NYG	SB: NYG vs. DEN, (01/26/87)	88.0 (22-25)
Kurt Warner	ARZ	NFC-WC: ARI vs. (02/01/09)	87.9 (29-33)

NFL ALL-TIME LEADERS: POSTSEASON PASSING YARDS

Player	Team(s)	YDs
Tom Brady	**New England**	**11,179**
Peyton Manning	IND/DEN	7,339
Brett Favre	GB/MIN	5,855
Joe Montana	SF/KC	5,772
Ben Roethlisberger	Pittsburgh	5,256

NFL ALL-TIME LEADERS: POSTSEASON COMPLETIONS

Player	Team(s)	Completions
Tom Brady	**New England**	**1,005**
Peyton Manning	IND/DEN	649
Brett Favre	GB/MIN	481
Joe Montana	SF/KC	460

MOST 300-YARD PASSING GAMES, POSTSEASON HISTORY

Player	Team(s)	300-Yd Games
Tom Brady	**New England**	**16**
Peyton Manning	IND/DEN	9
Drew Brees	SD/NO	8
Aaron Rodgers	Green Bay	6
Joe Montana	SF/KC	6
Kurt Warner	STL/ARZ	6
Dan Fouts	San Diego	5
Ben Roethlisberger	Pittsburgh	5

NFL ALL-TIME LEADERS: POSTSEASON TD PASSES, CONSECUTIVE GAMES

Player	Team(s)	Games
Brett Favre	GB/MIN	20 (1995-2009)
Tom Brady	**New England**	**18 (2001-11)**
Drew Brees	SD/NO	15 (2005-present)

QBS WITH MORE THAN THREE SUPER BOWL VICTORIES

Player	Team	Wins
Tom Brady	**New England**	**6**
Terry Bradshaw	Pittsburgh	4
Joe Montana	San Francisco	4

PLAYERS WITH MULTIPLE SUPER BOWL MVP AWARDS

Player	Team	MVPs
Tom Brady	**New England**	**4**
Joe Montana	San Francisco	3
Terry Bradshaw	Pittsburgh	2
Bart Starr	Green Bay	2
Eli Manning	N.Y. Giants	2

BRADY HAS MOST PLAYOFF WINS

Tom Brady is the winningest quarterback in NFL playoff history among signal callers who have made at least 10 starts. For perspective, Pittsburgh (36), Dallas (35), Green Bay (34) and San Fransisco (31), are the only other NFL teams that have more playoff wins than Brady in their franchises' histories.

MOST PLAYOFF WINS BY STARTING QB IN NFL HISTORY

Player	Team(s)	Playoff Wins
Tom Brady	**New England**	**30**
Joe Montana	SF/KC	16
Terry Bradshaw	Pittsburgh	14
John Elway	Denver	14
Peyton Manning	IND/DEN	14

HIGHEST PLAYOFF WIN PCT. BY STARTING QB IN NFL HISTORY (MINIMUM 10 STARTS)

Player	Team(s)	W	L	PCT.
Bart Starr	Green Bay	9	1	.900
Jim Plunkett	OAK/L.A. Raiders	8	2	.800
Tom Brady	**New England**	**30**	**10**	**.750**
Terry Bradshaw	Pittsburgh	14	5	.737
Troy Aikman	Dallas	11	4	.733
Joe Montana	SF/KC	16	7	.696
Kurt Warner	STL/ARZ	9	4	.692

MOST PLAYOFF STARTS BY A QUARTERBACK IN NFL HISTORY

Player	Team(s)	Starts
Tom Brady	**New England**	**40**
Peyton Manning	IND/DEN	27
Brett Favre	GB/MIN	24
Joe Montana	SF/KC	23
John Elway	Denver	21
Ben Roethlisberger	Pittsburgh	21

BRADY IN THE SUPER BOWL

Brady is the all-time leader in Super Bowl passing yards (2,576), completions (256), pass attempts (392) and touchdowns (18). Brady's start in Super Bowl LIII was his NFL-record ninth Super Bowl start, the most among all NFL players.

SUPER BOWL PASSING YARDS

Player	ATT	CMP	Yards
Tom Brady	**392**	**256**	**2,838**
Kurt Warner	132	83	1,156
Joe Montana	122	83	1,142
John Elway	152	76	1,128
Peyton Manning	155	103	1,001
Terry Bradshaw	84	49	932

SUPER BOWL PASSING TOUCHDOWNS

Player	Appearances	TDs
Tom Brady	**9**	**18**
Joe Montana	4	11
Terry Bradshaw	4	9
Roger Staubach	4	8
Kurt Warner	3	6
Steve Young	2	6

SUPER BOWL STARTS BY A QUARTERBACK

Starting QB	Team(s)	Starts	Appearances
Tom Brady	**NE**	**9**	**XXXVI, XXXVIII, XXXIX, XLII, XLVI, XLIX, LI, LII, LIII**
John Elway	DEN	5	XXI, XXII, XXIV, XXXII, XXXIII
Terry Bradshaw	PIT	4	IX, X, XIII, XIV
Jim Kelly	BUF	4	XXV, XXVI, XXVII, XXVIII
Peyton Manning	IND/DEN	4	XLI, XLIV, XLVIII, 50
Joe Montana	SF	4	XVI, XIX, XXIII, XXIV
Roger Staubach	DAL	4	VI, X, XII, XIII

BRADY SETS MARK FOR MOST SB WINS BY A PLAYER

Brady has now won six Super Bowls, breaking a tie with Hall of Fame DL Charles Haley (5) as the only NFL player to play on six Super Bowl winning teams. Haley won two with San Francisco and three with Dallas. Bart Starr is the only other NFL quarterback with five NFL championships (three NFL Championships and two Super Bowls).

TOM BRADY PLAYOFF NOTES

CONFERENCE KING

The 2018 AFC Championship was Tom Brady's ninth conference title, the most conference titles for a quarterback in NFL history during the Super Bowl Era (since 1966). In Super Bowl LIII, Brady started in his ninth Super Bowl, while no other team has ever played in more than eight.

MOST CONFERENCE CHAMPIONSHIPS BY A STARTING QUARTERBACK IN SUPER BOWL ERA

STARTING QB	TEAM(S)	#	SEASONS	SUPER BOWL APPEARANCES
Tom Brady	**New England**	**9**	**2001, 03-04, 07, 11, 14, 16-18**	**XXXVI, XXXVIII, XXXIX, XLII, XLVI, XLIX, LI, LII, LIII**
John Elway	Denver	5	1986, 87, 89, 97-98	XXI, XXII, XXIV, XXXII, XXXIII
Terry Bradshaw	Pittsburgh	4	1974-75, 78-79	IX, X, XIII, XIV
Jim Kelly	Buffalo	4	1990-93	XXV, XXVI, XXVII, XXVIII
Joe Montana	San Francisco	4	1981, 84, 88-89	XVI, XIX, XXIII, XXIV
Roger Staubach	Dallas	4	1971, 75, 77-78	VI, X, XII, XIII
Peyton Manning	IND/DEN	4	2006, 09, 13, 15	XLI, XLIV, XLVIII, 50
Troy Aikman	Dallas	3	1992-93, 95	XXXVII, XXXVIII, XXX
Bob Griese	Miami	3	1971-73	VI, VII, VIII
Ben Roethlisberger	Pittsburgh	3	2005, 08, 10	XL, XLIII, XLV
Fran Tarkenton	Minnesota	3	1973-74, 76	VII, IX, XI
Kurt Warner	STL/ARZ	3	1999, 2001, 08	XXXIV, XXXVI, XLIII

SUPER COMBINATION

New England head coach Bill Belichick and quarterback Tom Brady won their ninth conference championship together in 2018. Three other coach/quarterback duos have qualified for four Super Bowls - Dallas' Tom Landry and Roger Staubach; Buffalo's Marv Levy and Jim Kelly; and Pittsburgh's Chuck Noll and Terry Bradshaw.

MOST CONFERENCE CHAMPIONSHIPS BY A HEAD COACH-QUARTERBACK TANDEM

Quarterback	Head Coach	Team	Conf. Titles	SB Wins
Tom Brady	**Bill Belichick**	**New England**	**9**	**6**
Terry Bradshaw	Chuck Noll	Pittsburgh	4	4
Roger Staubach	Tom Landry	Dallas	4	2
Jim Kelly	Marv Levy	Buffalo	4	0

DIVISION TITLES

Tom Brady added to his NFL record with his 17th division championship in 2019. Peyton Manning has the second-most with 12 division titles.

17

Quarterback	Division Titles
Tom Brady	**17**
Peyton Manning	12
Joe Montana	9
Brett Favre	8
Terry Bradshaw	7
John Elway	7

MOST CONSECUTIVE DIVISION TITLES

Tom Brady extended an NFL record by leading the Patriots to their 10th straight division title in 2018.

MOST CONSECUTIVE DIVISION TITLES

Player	Team	Consec. Division Titles
Tom Brady	**New England**	**11 (2009-18)**
Terry Bradshaw	Pittsburgh	6 (1974-79)
Fran Tarkenton	Minnesota	6 (1973-78)

CONSECUTIVE COMPLETIONS IN SB HISTORY

In Super Bowl XLVI, Brady completed a record 16 straight passes to set a new Super Bowl record. The previous record was held by Joe Montana, who had 13 straight completions in Super Bowl XXIV.

RECORD 13TH CONFERENCE CHAMPIONSHIP APPEARANCE

Tom Brady extended his NFL-record to 13 conference championship game appearances in 2018. Gene Upshaw and George Blanda are second after playing in 10 conference championship games. Since 1970, there are only four other quarterbacks who have started at least six conference championship games: Joe Montana (7), John Elway (6), Roger Staubach (6) and Terry Bradshaw (6).

POSTSEASON GAMES RECORD

Tom Brady has competed in 40 postseason games, most in NFL history. Brady has won 30 of those playoff games. He has more postseason wins than the next NFL quarterback has postseason appearances.

MOST POSTSEASON GAMES IN NFL HISTORY

Player	Team(s)	Postseason Games
Tom Brady	**New England**	**40**
Adam Vinatieri	NE/IND	32
Jerry Rice	SF/OAK/SEA	29
Stephen Gostkowski	**New England**	**28**
D.D. Lewis	Dallas	27
Peyton Manning	IND/DEN	27

GOOD THINGS COME IN THREES

Tom Brady has 11 career playoff games with three or more touchdowns, the most in the Super Bowl era. New England is 10-1 in those games.

MOST 3-TOUCHDOWN PASS PLAYOFF GAMES

Tom Brady	**11**
Joe Montana	9
Aaron Rodgers	7
Peyton Manning	6
Brett Favre	6

RB BRANDON BOLDEN

BOLDEN BLOCKS THIRD CAREER PUNT

Bolden blocked a punt against the Giants (10/10) that was returned 6 yards for a touchdown by DL Chase Winovich. It marked Bolden's third career blocked punt. He blocked his first punt at San Diego on Dec. 7, 2014. Last season, on Nov. 11, 2018 at Green Bay, he blocked a punt while playing for Miami.

WR JULIAN EDELMAN

WHAT TO WATCH FOR IN 2019

- WR Julian Edelman enters 2019 second in NFL history with 115 postseason receptions, behind only Jerry Rice (151).
- Edelman is one of 15 NFL players with at least 1,000 career postseason receiving yards and his 1,412 postseason receiving yards are second all-time, behind the 2,245 postseason receiving yards by Jerry Rice.
- Edelman enters the 2019 season with six postseason 100-yard receiving games, the most in New England history and tied with Michael Irvin for second all-time, behind the eight 100-yard games by Jerry Rice.
- Edelman enters the 2019 season tied for first with Troy Brown with eight punt returns in Super Bowl history.
- Edelman enters the 2019 season third all-time with 69 punt return yards in Super Bowl history, trailing only the 95 yards by John Taylor and 90 yards by Desmond Howard.
- Edelman enters the 2019 season with 1,986 punt return yards, third in team history to the 2,625 by Troy Brown and 2,055 by Irving Fryar. Edelman needs 14 punt return yards to become the third Patriots player with 2,000 punt return yards.
- Through 15 games, Edelman has 97 receptions for 1,091 yards. His previous highest totals were 105 receptions in 2013 and 1,106 yards receiving in 2016.

2019 ACCOMPLISHMENTS

- Edelman (596) became the fifth Patriots player to reach 500 career receptions with his 9-yard reception from QB Tom Brady in the season-opening win over Pittsburgh (9/8). He also passed TE Rob Gronkowski, Stanley Morgan and Troy Brown this year and now sits second for most receptions in team history.

MOST RECEPTIONS IN PATRIOTS HISTORY (REGULAR SEASON)

Player	Receptions
Wes Welker	672
Julian Edelman	**596**
Troy Brown	557
Stanley Morgan	534
Rob Gronkowski	521

- Edelman (6,481) moved past Ben Coates, Irving Fryar and Troy Brown in 2019 and is now fourth on the Patriots all-time receiving yards list.

MOST RECEIVING YARDS IN PATRIOTS HISTORY (REGULAR SEASON)

Player	Receiving Yards
Stanley Morgan	10,352
Rob Gronkowski	7,861
Wes Welker	7,459
Julian Edelman	**6,481**
Troy Brown	6,366

- Edelman has moved past Irving Fryar and Wes Welker for fourth all-time on the New England all-purpose yards list.

MOST ALL-PURPOSE YARDS IN PATRIOTS HISTORY (REGULAR SEASON)

Player	All-Purpose Yards
Kevin Faulk	12,339
Stanley Morgan	11,468
Troy Brown	11,106
Julian Edelman	**9,506**
Wes Welker	9,070

VERY RECEPTIVE

Julian Edelman has averaged 6.4 receptions per game since 2013, fourth-highest average in the NFL over that span.

Player	Team(s)	Receptions Per Game
Antonio Brown	Pittsburgh/New England	7.4
Michael Thomas	New Orleans	7.4
Julio Jones	Atlanta	6.8
Julian Edelman	**New England**	**6.4**
Christian McCaffrey	Carolina	6.3

EDELMAN ECLIPSES 1,000 YARDS

Edelman became the 10th Patriots player to register 1,000 yards.

1,000-YARD RECEIVING SEASONS IN PATRIOTS HISTORY

Player	Season	Yards
Wes Welker	2011	1,569
Randy Moss	2007	1,493
Stanley Morgan	1985	1,491
Wes Welker	2012	1,354
Wes Welker	2009	1,348
Rob Gronkowski	2011	1,327
Randy Moss	2009	1,264
Troy Brown	2001	1,199
Rob Gronkowski	2015	1,176
Wes Welker	2007	1,175
Ben Coates	1994	1,174
Wes Welker	2008	1,165
Terry Glenn	1999	1,147
Terry Glenn	1996	1,132
Rob Gronkowski	2014	1,124
Julian Edelman	**2016**	**1,106**
Julian Edelman	**2019**	**1,091**
Rob Gronkowski	2017	1,084
Brandin Cooks	2017	1,082
Julian Edelman	**2013**	**1,056**
Stanley Morgan	1981	1,029
Irving Fryar	1991	1,014
Harold Jackson	1979	1,013
Randy Moss	2008	1,008
Stanley Morgan	1979	1,002

THREE 1,000-YARD RECEIVING SEASONS

Edelman has his third career 1,000-yard receiving season in 2019. He joined Wes Welker (5), Rob Gronkowski (4), Randy Moss (3) and Stanley Morgan (3) as the only Patriots with at least three 1,000-yard receiving seasons.

MOST 1,000 YARD SEASON/PATRIOTS HISTORY

Wes Welker	5
Rob Gronkowski	4
Julian Edelman	**3**
Stanley Morgan	3
Randy Moss	3
Terry Glenn	2

SPECIAL CONNECTION I

Edelman and Brady have connected on 36 touchdowns, third-most in team history.

MOST TOUCHDOWN RECEPTIONS FROM TOM BRADY (REGULAR SEASON)

Player	TD Receptions
Rob Gronkowski	78
Randy Moss	39
Julian Edelman	**36**
Wes Welker	34
Deion Branch	24

SPECIAL CONNECTION II

WR Julian Edelman now has 568 receptions from Tom Brady, the most receptions from Tom Brady.

MOST RECEPTIONS FROM TOM BRADY (REGULAR SEASON)

Player	Receptions
Julian Edelman	**568**
Wes Welker	563
Rob Gronkowski	516

PERFECT PASSER RATING

Edelman has completed 5-of-6 passing attempts for 141 yards with two touchdowns and a perfect 158.3 passer rating in his career

EDELMAN PASSES – REGULAR SEASON

- Nov 4, 2018 vs. Green Bay - 1-for-1 37 yards to James White in the fourth quarter
- Nov. 11, 2018 at Tennessee - 1-for-1 for 6 yards to Tom Brady in the fourth quarter
- Sept. 8, 2019 vs. Pittsburgh - 1-for-1 for 32 yards to James White in the first quarter
- Nov. 17, 2019 at Philadelphia - 1-for-1 for a 15-yard touchdown to Phillip Dorsett II in the third quarter

EDELMAN PASSES – POSTSEASON

- Jan. 10, 2015 vs. Baltimore - 1-for-1 for 1 51-yard touchdown to Danny Amendola in the third quarter
- Feb. 5, 2017 vs. Atlanta - 0-for-1 on an intended pass to Dion Lewis in the third quarter

EDELMAN IN A RUSH

Edelman has 56 rushing attempts for 391 yards, the most rushing attempts and rushing yards by a Patriots wide receiver in team history.

MOST RUSHING ATTEMPTS & RUSHING YARDS BY A PATRIOTS WIDE RECEIVER

Player	Rush Attempts	Player	Rushing Yards
Julian Edelman	**56**	**Julian Edelman**	**391**
Cordarrelle Patterson	42	Darryl Stingley	244
Irving Fryar	35	Cordarrelle Patterson	228
Troy Brown	29	Irving Fryar	188
Darryl Stingley	28	Troy Brown	178

ANOTHER TEAM RECORD

Edelman had a 47-yard run vs. Indianapolis (11/18/12). It is the longest run by a Patriots receiver, topping Troy Brown's 35-yard run vs. Tampa Bay (09/03/00) and Terry Glenn's 35-yarder vs. Kansas City (12/04/00).

RECORD RETURNER

Edelman set a franchise record with his fourth career punt return for a touchdown when he returned a punt 84 yards for a touchdown vs. Denver on Nov. 2, 2014. He also set a franchise record with a 94-yard punt returned for a touchdown vs. Miami (01/02/11). Edelman also returned punts for touchdowns vs. Kansas City (11/21/11 - 72 yards) and vs. Indianapolis (11/18/12 - 68 yards).

MOST PUNT RETURN TOUCHDOWNS/PATRIOTS CAREER

Player	Punt Return TDs
Julian Edelman	**4**
Troy Brown	3
Irving Fryar	3
Mike Haynes	2

MOST PUNT RETURN TOUCHDOWNS IN THE NFL SINCE 2010

Player	Team(s)	Punt Return TDs
Devin Hester	CHI/ATL/BAL	7
Marcus Sherels	Minnesota	5
Darren Sproles	SD/NO/PHI	5
Julian Edelman	**New England**	**4**
Travis Benjamin	CLE/SD/LAC	4
Antonio Brown	Pittsburgh/New England	4
Patrick Peterson	Arizona	4
Tyreek Hill	Kansas City	4
Dwayne Harris	DAL/NYG/OAK	4

NOT YOUR AVERAGE RETURNER

Edelman has returned 177 punts for 1,986 yards during his career and is third in team history and tied for 17th in NFL history with an 11.2-yard average.

HIGHEST PUNT RETURN AVERAGE, PATRIOTS CAREER (MINIMUM 20 RETURNS)

Player	Years	Returns	Yards	Average
Mack Herron	1973-75	74	888	12.0
Carl Garrett	1969-72	43	487	11.3
Julian Edelman	**2009-present**	**177**	**1,986**	**11.2**
Wes Welker	2007-12	114	1,185	10.4

EDELMAN'S BIG RETURNS

Edelman owns 13 career punt returns of 30 yards or more.

MOST 30-YARD PUNT RETURNS IN PATRIOTS HISTORY

Troy Brown	14
Julian Edelman	**13**
Irving Fryar	13
Mike Haynes	13

BEST PUNT RETURN AVERAGE IN A SEASON

Edelman has the two best punt return averages in a single season in New England history. In 2010, Edelman led the AFC and finished second in the NFL with a 15.3 punt return average. In 2015, he set a career-high with a 15.5 average.

PATRIOTS BEST PUNT RETURN AVERAGE/SEASON (MINIMUM 15 RETURNS)

Player	Year	PR Avg.
Julian Edelman	**2012**	**15.5**
Julian Edelman	**2010**	**15.3**
Mack Herron	1974	14.8
Troy Brown	2001	14.2

RETURNS PILING UP

Edelman is third in team history with 177 punt returns and 1,986 return yards.

MOST PUNT RETURNS IN PATRIOTS HISTORY

Troy Brown	252
Irving Fryar	206
Julian Edelman	**177**
David Meggett	142
Wes Welker	114

MOST PUNT RETURN YARDS IN PATRIOTS HISTORY

Troy Brown	2,625
Irving Fryar	2,055
Julian Edelman	**1,986**
David Meggett	1,438
Wes Welker	1,185

FROM STANDOUT QB TO WR

Edelman began his college football career with a year at the College of San Mateo (Calif.) before transferring to Kent State, where as a senior, he completed 56 percent of his passes (153-of-275 for 1,820 yards) with 13 touchdowns. He was also the team's leading rusher, gaining 1,551 yards on 215 attempts (an average of 7.5 yards per carry) and scoring 13 touchdowns. His offensive numbers broke Kent State's single-season record for total offense set by Joshua Cribbs in 2003.

Said head coach Bill Belichick on the versatility of Edelman: "He played the quarterback position in college at Kent State and all the positions really that he's played in the NFL – covering kicks, returning kicks, slot receiver, outside receiver, slot defender – he didn't do any of those things in college. I think that really speaks to his versatility and how much he's grown as a player and how many things he's learned how to do that he really didn't have much experience with in college. I'd say that's pretty unusual, especially to be as competent in them as he is."

FATHERLY ADVICE

If there is one thing Julian Edelman has never lacked, it's athletic ability. A dual-threat quarterback at Kent State and former baseball standout in high school, Edelman once wowed Toronto Blue Jays players with his impressive footwork while fielding ground balls in an appearance at batting practice in 2011.

This natural ability may have been overlooked by NFL scouts, who let him fall to the Patriots in the seventh round of the 2009 NFL Draft. Edelman remains focused on the lessons his father, Frank Edelman, taught him at a young age. "I'm still constantly trying to learn," Edelman told the *Boston Herald*. "My dad always put it in my head, when you're green, you're growing, when you're ripe, you're lost. When you're done learning, you're done."

EDELMAN PLAYOFF NOTES

SUPER BOWL MVP

Edelman was named Super Bowl MVP after finishing with 10 receptions for 141 yards in Super Bowl LIII vs. L.A. Rams. He became the seventh wide receiver to win Super Bowl MVP honors and the second Patriots wide receiver to win the award. Deion Branch was named MVP for his performance in Super Bowl XXXIX.

INCHING CLOSER TO THE TOP

Edelman ranks second all-time in NFL postseason history with 115 receptions. He also ranks second all-time in postseason receiving yards and is one of 15 players with at least 1,000 career postseason receiving yards. He is the Patriots all-time playoff leader with 115 receptions and 1,412 receiving yards.

MOST POSTSEASON RECEPTIONS IN NFL HISTORY

Jerry Rice	151
Julian Edelman	**115**
Reggie Wayne	93
Hines Ward	88
Wes Welker	88

MOST POSTSEASON RECEIVING YARDS IN NFL HISTORY

Jerry Rice	2,245
Julian Edelman	**1,412**
Michael Irvin	1,315
Cliff Branch	1,289
Reggie Wayne	1,254

MOST POSTSEASON RECEPTIONS & RECEIVING YARDS IN PATRIOTS HISTORY

Player	*Rec.*
Julian Edelman	**115**
Rob Gronkowski	81
Wes Welker	69
Troy Brown	58
Danny Amendola	57

Player	*Rec. Yds.*
Julian Edelman	**1,412**
Rob Gronkowski	1,163
Deion Branch	852
Danny Amendola	709
Troy Brown	694

CAREER PERFORMANCES

Edelman now has six 100-yard playoff receiving games, including two in the Super Bowl. He is now tied with Michael Irvin with six 100-yard postseason games, behind only the eight by Jerry Rice.

MOST 100-YARD RECEIVING GAMES IN PLAYOFF HISTORY

8 Jerry Rice – 29 postseason games played
6 Julian Edelman – 18 postseason games played
6 Michael Irvin – 16 postseason games played
5 John Stallworth – 18 postseason games played
5 Andre Reed – 21 postseason games played
5 Hines Ward – 18 postseason games played
5 Larry Fitzgerald – 9 postseason games played
5 Antonio Brown – 10 postseason games played

MOST 100-YARD RECEIVING GAMES IN PATRIOTS PLAYOFF HISTORY

Player	*100-Yd. Games*
Julian Edelman	**6**
Rob Gronkowski	4
Deion Branch	4
Wes Welker	3

MANY PLAYOFF RETURNS

Edelman is the NFL's all-time postseason leader with 443 career punt return yards in the playoffs. He is also first with 39 punt returns. Additionally, Edelman is tied with Troy Brown for most punt returns in Super Bowl history with eight and ranks third with 69 punt return yards.

MOST PLAYOFF PUNT RETURNS & YARDS IN NFL HISTORY

Player	*Punt Returns*
Julian Edelman	**39**
Dave Meggett	34
Brian Mitchell	34
Troy Brown	33

Player	*Punt Return Yds.*
Julian Edelman	**443**
Brian Mitchell	339
Troy Brown	315

MOST SUPER BOWL PUNT RETURNS & YARDS IN NFL HISTORY

Player	*Punt Returns*
Julian Edelman	**8**
Troy Brown	8

Player	*Punt Return Yds.*
John Taylor	94
Desmond Howard	90
Julian Edelman	**69**

G TED KARRAS

SCHOOL'S NOT OUT

Although he already owns a bachelor's degree in communications and a master's degree in recreation, sport and tourism from his time at the University of Illinois, Ted Karras hasn't completely given up his notebook for an NFL playbook. Along with teammate Joe Thuney, Karras is pursuing his MBA from Indiana University thanks to an NFLPA program that provides tuition assistance for players while navigating a busy NFL schedule.

"It just seems to be that everyone keeps wanting to pay for my school, so I'm not going to turn it down," Karras told the *Boston Globe*.

Karras and Thuney began their MBA pursuit two weeks after the Patriots Super Bowl LI victory by taking online classes and Skyping with professors from Indiana University's Kelley School of Business up until training camp. They continued their classes in the 2018 offseason.

OL SHAQ MASON

A FAMOUS NAMESAKE

A noted sports fan and basketball enthusiast, Shaq's mother, Alicia McGuire, named him Shaquille Olajuwon Mason in 1993 after her two favorite NBA stars at the time, Shaquille O'Neal and Hakeem Olajuwon. The Tennessee native had the opportunity to meet one of his namesakes at a Memphis Grizzlies game while O'Neal was a member of the Miami Heat, receiving a special meet-and-greet and having his jersey signed.

RB SONY MICHEL

ROOKIE RUSHING SURGE

RB Sony Michel finished his rookie season with 931 yards rushing. It is the most by a rookie running back under Bill Belichick, surpassing the 745 rushing yards by Lawrence Maroney as a rookie in 2006.

PATRIOTS ROOKIE IN A RUSH

Michel had four 100-yard rushing games in 2018, including a season-high of 133 at the N.Y. Jets on Nov. 25, 2018.

MOST 100-YD RUSH GAMES BY A PATRIOTS ROOKIE

Player	Season	100-Yd. Games
Curtis Martin	1995	9 (Weeks 1, 8, 10-11, 13-17)
John Stephens	1988	5 (Weeks 8-10, 14, 16)
Sony Michel	**2018**	**4 (Weeks 4, 6, 12, 16)**
Robert Edwards	1998	4 (Weeks 6-7, 15-16)

SONY SETS ROOKIE PLAYOFF TD MARK

Michel set the NFL postseason record for most rushing touchdowns by a rookie in a single postseason with six. He finished second behind Terrell Davis (8) for most rushing touchdowns in a single postseason.

MOST POSTSEASON RUSH TDS BY A ROOKIE

Player	Team	Season	Rush TDs
Sony Michel	**New England**	**2018**	**6**
Leonard Fournette	Jacksonville	2017	4
Jamal Lewis	Baltimore	2000	4
William Floyd	San Francisco	1994	4
Tony Dorsett	Dallas	1977	4
Norm Standlee	Chicago	1977	4

MOST RUSH TDS IN A SINGLE POSTSEASON

Player	Team	Season	Rush TDs
Terrell Davis	Denver	1997	8
Sony Michel	**New England**	**2018**	**6**
Larry Csonka	Miami	1973	6
Franco Harris	Pittsburgh	1974	6
John Riggins	Washington	1983	6
Gerald Riggs	Washington	1991	6
Emmitt Smith	Dallas	1995	6
Ricky Watters	San Francisco	1993	6

WR MATTHEW SLATER

2019 ACCOMPLISHMENTS

- With a Pro Bowl invitation in 2019, Matthew Slater passed Steve Tasker for most special teams Pro Bowl honors with eight.

LIKE FATHER LIKE SON

Slater is one of 10 sons of Hall of Fame members to be drafted in NFL history.

HALL OF FAME FATHERS WITH SONS DRAFTED IN THE NFL

Jackie Slater (class of 2001) – son, Matthew Slater (NE)
Bobby Bell (class of 1983) – son, Bobby Bell (NYJ)
Tony Dorsett (class of 1994) – son, Anthony Dorsett (HOU)
Bob Griese (class of 1990) – son, Brian Griese (DEN)
Russ Grimm (class of 2010) – son, Cody Grimm (TB)
Howie Long (class of 2000) – sons Chris Long (STL) and Kyle Long (CHI)
Bruce Matthews (class of 2007) – son, Jake Matthews (ATL)
Don Shula (class of 1997) – son, Mike Shula (TB)
Kellen Winslow (class of 1995) – son, Kellen Winslow (CLE)

PRO BOWL RECORD

Slater has earned eight Pro Bowl invitations (2011-17, 19) as a special teams player to pass Steve Tasker (1987, 1990-95) for the most special teams Pro Bowl honors in NFL history. Slater is the only special teams player to earn seven consecutive Pro Bowls, which he did from 2011-17.

ALL-STAR COMBINATION

Slater was voted to the Pro Bowl for seven straight seasons and then again in 2019, one more than the seven that his father was voted to with the L.A. Rams. The Slater family's 15 combined Pro Bowls are the second-most among father-son contingents to have been voted to at least one Pro Bowl each.

MOST FATHER AND SON PRO BOWL SELECTIONS

Players	Pro Bowls
Archie (2), Peyton (14) and Eli Manning (4)	20
Jackie (7) and Matthew Slater (8)	**15**

ELECTED TEAM LEADER

Patriots wide receiver Matthew Slater was named to eight Pro Bowls (2011-17, 19) for his special teams work, but perhaps more revealing of his value to New England is the fact that he was elected a captain by his teammates for the ninth straight season in 2019.

The special teams ace shared what it means to be a captain with high school football players in a story published by *The Boston Globe*. "I think first and foremost, you have to be able to put others before yourself. Being a captain and leadership is about serving, and to me, that means a great deal of sacrifice – putting aside personal agendas for the greater common goal. Leadership is equated with sacrifice. I think you have to be willing to do whatever it takes for the unit to succeed. I think you need to lead by example. A lot of times, it's about what you do, not what you say."

SLATER'S EMERGENCE WAS SPECIAL

Bill Belichick acknowledged Matthew Slater's role as a gunner on special teams: "Matt is one of the best in the league," Belichick said. "Any time the punt return team has to double somebody, that makes it one less guy they can use somewhere else in the return. He almost always draws two guys out there unless they're in an eight-man rush. Most of the time, there's two guys out there — fourth-and-short, where they're trying to protect the box — but he draws a lot of double teams, and deservedly so. He does an outstanding job of covering punts."

SLATER SCORES FIRST CAREER TOUCHDOWN

On Nov. 10, 2007, in the third quarter of UCLA's 24-20 loss to Arizona State, Matthew Slater returned a kickoff 89 yards for the final touchdown of his collegiate career. In the Patriots 16-10 win over Buffalo on Sept. 29, 2019, DB J.C. Jackson blocked a punt, which Slater returned 11 yards for his first NFL touchdown, nearly 12 years after his last touchdown.

OL JOE THUNEY

SUPER BOWL RECORD SETTER

OL Joe Thuney became the first player in NFL history to start in the Super Bowl in each of his first three seasons in the NFL.

BACK TO SCHOOL

Along with teammate Ted Karras, Joe Thuney has taken advantage of an NFLPA program that assists its players in earning college degrees. After earning his degree in accounting while also studying international studies at N.C. State, Thuney is now pursuing his MBA through Indiana University's Kelley School of Business.

RB JAMES WHITE

WHAT TO WATCH FOR IN 2019

- James White has 23 career touchdown receptions, second in Patriots all-time history among running backs behind the 26 by Larry Garron.

2019 ACCOMPLISHMENTS

- White (2,776) moved past Larry Garron (2,502) into second place among Patriots running backs on the team's all-time receiving yards list in the win vs. Cleveland (10/27).

RB RECEIVING YARDS IN PATRIOTS HISTORY

Player	Seasons	Receiving Yards
Kevin Faulk	1999-2011	3,701
James White	**2014-present**	**2,776**
Larry Garron	1960-68	2,502
Tony Collins	1981-87	2,356

- White has 317 career receptions and moved past Tony Collins (261) into second place in Patriots history among running backs at Buffalo (9/29), behind the 431 by Kevin Faulk.

RB RECEPTIONS IN PATRIOTS HISTORY

Player	Seasons	Receptions
Kevin Faulk	1999-2011	431
James White	**2014-present**	**317**
Tony Collins	1981-87	261
Sam Cunningham	1973-82	210

- White became the third running back in NFL history to reach 20 touchdown receptions in his first six seasons with a 10-yard TD catch at Miami (9/22/19), and is tied with Chuck Foreman (23) and Brian Westbrook (23) for the most in a player's first six seasons.

MOST RECEIVING TDS BY A RB IN FIRST SIX SEASONS

Player	Team	Receiving TDs
James White	**New England**	**23**
Chuck Foreman	Minnesota	23
Brain Westbrook	Philadelphia	23

- White had the highest single-game offensive yardage total of his career with 177 yards (79 rushing and 98 receiving) at Houston (12/1/19). His previous best was 119 yards vs. Philadelphia on Dec. 6, 2015 (4 rushing and 115 receiving).

RB RECEPTIONS RECORD

White tallied his 300th career regular-season reception in his 74th game at Houston (12/1). That mark tied Ray Rice for sixth-fewest games to reach 300 career receptions by a running back.

FEWEST GAMES TO REACH 300 RECEPTIONS/RB

Player	Team(s)	Games
Le'Veon Bell	Pittsburgh	60
Reggie Bush	NO/MIA	61
Roger Craig	San Francisco	65
LaDainian Tomlinson	San Diego	67
James Wilder	Tampa Bay	68
James White	**New England**	**74**
Ray Rice	Baltimore	74

PROLIFIC SCORING PACE

RB James White caught a touchdown pass in the 2018 regular-season finale vs. NY Jets (12/30/18) for his seventh touchdown reception of the season, tying RB Larry Garron (7 in 1964) for the most touchdown receptions by a Patriots running back in a single season.

SINGLE-SEASON RB TD RECEPTIONS IN PATRIOTS HISTORY

Player	Year	Receiving TDs
James White	**2018**	**7**
Larry Garron	1964	7
Billy Lott	1961	6

SWEET FEET SCORING OFTEN

White has 23 receiving touchdowns in his career, second all-time among Patriots running backs.

RB TD RECEPTIONS IN PATRIOTS HISTORY

Player	Seasons	Receiving TDs
Larry Garron	1960-68	26
James White	**2014-present**	**23**
Kevin Faulk	1999-2011	15

COPIOUS CATCHES

White ranks first in the NFL for receptions and receiving yards by a running back since 2015.

RB RECEPTIONS SINCE 2015

Player	Team	Receptions
James White	**New England**	**312**
Christian McCaffrey	Carolina	296
Duke Johnson Jr.	Cleveland/Houston	274
Theo Riddick	Detroit/Denver	247
Le'Veon Bell	Pittsburgh/N.Y. Jets	245

OFF AND RUNNING

White has the most receiving yards by a running back since 2015.

RB RECEIVING YARDS SINCE 2015

Player	Team	Receiving Yds
James White	**New England**	**2,753**
Duke Johnson Jr.	Cleveland/Houston	2,535
Christian McCaffrey	Carolina	2,451

WHITE ADDS UP TD CATCHES

RB James White has the most touchdown receptions by a running back in the NFL since 2015.

RBS WITH THE MOST RECEIVING TDS SINCE 2015

Player	Team	TDs
James White	**New England**	**23**
Christian McCaffrey	Carolina	15
David Johnson	Arizona	15
Austin Ekeler	L.A. Chargers	14

RECORD-SETTING SEASON

White had 87 receptions in 2018, a new team record for a running back in a single season. He finished third in the NFL among running backs for receptions and second in receiving yards last year. White has 69 receptions in 2019.

MOST RECEPTIONS IN A SEASON BY A PATRIOTS RB

Player	Year	Receptions
James White	**2018**	**87**
Tony Collins	1986	77
James White	**2019**	**69**
Leroy Thompson	1994	65
James White	**2016**	**60**
Kevin Faulk	2008	58
James White	**2017**	**56**

RECEIVING YARDS RECORD

White had a career-best 751 receiving yards in 2018, the team record for a single season by a running back. He has 612 yards in 2019.

MOST RECEIVING YARDS IN A SEASON BY A PATRIOTS RB

Player	Year	Receiving Yards
James White	**2018**	**751**
Tony Collins	1986	684
James White	**2019**	**612**
James White	**2016**	**551**

WHITE JOINS EXCLUSIVE GROUP

RB James White is the fourth running back in the Super Bowl era with 750 receiving yards and seven receiving touchdowns in a season, joining Gary Anderson (1986), Larry Centers (1996) and Marshall Faulk (2000 and 2001). White finished with 751 yards receiving and seven touchdown receptions in 2018.

WHITE HAS CAREER DAY

White set career regular-season highs with 10 receptions and 115 receiving yards vs. Philadelphia (12/06/15). He is the only Patriots running back with four games with 10 or more receptions.

MOST RECEIVING YARDS IN A GAME BY A RUNNING BACK IN PATRIOTS HISTORY

Player	Date	Opponent	Yds
Shane Vereen	12/08/13	Cleveland	153
Dick Christy	11/04/60	Oakland	124
Joe Johnson	11/25/60	Houston	123
James White	**12/06/15**	**Philadelphia**	**115**
Larry Garron	12/11/66	Houston	113

MOST RECEPTIONS IN A GAME BY A RUNNING BACK IN PATRIOTS HISTORY

Player	Date	Opponent	Rec
Shane Vereen	12/08/13	Cleveland	12
Tony Collins	11/29/87	Philadelphia	11
Kevin Faulk	09/03/20	Tampa Bay	11
Leroy Thompson	11/13/94	Minnesota	11
James White	**10/29/18**	**Buffalo**	**10**
James White	**10/04/18**	**Indianapolis**	**10**
James White	**10/01/17**	**Carolina**	**10**
James White	**12/06/15**	**Philadelphia**	**10**
Tony Collins	11/16/86	L.A. Raiders	10

WHITE PLAYOFF NOTES

SUPER BOWL RECORD SETTER

White set a Super Bowl record with 14 receptions for 110 yards in Super Bowl LI.

MOST RECEPTIONS IN A SUPER BOWL

Player	Team	SB	Opponent	Rec.
James White	**New England**	**LI**	**Atlanta**	**14**
Demaryius Thomas	Denver	XLVII	Seattle	13
Dan Ross	Cincinnati	XVI	San Fransisco	11
Jerry Rice	San Francisco	XXIX	San Diego	11
Wes Welker	New England	XLII	N.Y. Giants	11
Shane Vereen	New England	XLIX	Seattle	11

White also set a Super Bowl record by scoring 20 points with two rushing touchdowns, one touchdown reception and one two-point conversion.

MOST POINTS SCORED IN A SUPER BOWL

Player	Team	SB	Opponent	Points
James White	**New England**	**LI**	**Atlanta**	**20**
Roger Craig	San Francisco	XIX	Miami	18
Jerry Rice	San Francisco	XXIV	Denver	18
Ricky Watters	San Francisco	XXIX	San Diego	18
Terrell Davis	Denver	XXXII	Green Bay	18

MOST TOUCHDOWNS IN A SUPER BOWL

Player	Team	SB	Opponent	TDs
James White	**New England**	**LI**	**Atlanta**	**3 (2 rush, 1 rec.)**
Roger Craig	San Francisco	XIX	Miami	3 (2 rec., 1 rush)
Jerry Rice	San Francisco	XXIV	Denver	3 (3 rec.)
Ricky Watters	San Francisco	XXIX	San Diego	3 (2 rec., 1 rush)
Terrell Davis	Denver	XXXII	Green Bay	3 (3 rush)

WHITE TIES RECEPTIONS RECORD

White's 15 receptions in the 2018 Divisional Playoff win against L.A. Chargers tied Darren Sproles for most catches in a single playoff contest.

MOST RECEPTIONS IN A PLAYOFF GAME

Player	Team	Rd/Yr	Opponent	Receptions
James White	**New England**	**Div/18**	**L.A. Chargers**	**15**
Darren Sproles	New Orleans	Div/11	San Francisco	15
James White	**New England**	**SB/16**	**Atlanta**	**14**
T.Y. Hilton	Indianapolis	WC/13	Kansas City	13
Chad Morton	New Orleans	Div/00	Minnesota	13
Shannon Sharpe	Denver	WC/93	L.A. Raiders	13
Thurman Thomas	Buffalo	Div/89	Cleveland	13
Kellen Winslow	San Diego	Div/81	Miami	13

DL ADAM BUTLER

2019 ACCOMPLISHMENTS

- Adam Butler has set a new single-season career-high in 2019 with 6.0 sacks. The third-year defensive lineman's previous best was three sacks in 2018.

CAREER-DEFINING CONTEST

Adam Butler arrived at Vanderbilt as an accomplished high school offensive lineman and spent his freshman season redshirting as a backup at center and guard. During his first offseason, Butler entered a rib eating contest, which judges ruled his team had lost. Butler disagreed and began arguing with the judges. Then Commodore defensive coordinator Bob Shoop was in attendance and witnessed Butler's demeanor and was impressed with his competitive attitude. Shoop convinced then head coach James Franklin to ask Butler to transition to defense.

"Coach Franklin brought me into his office and he asked me what I wanted, and I wanted whatever was best for the team," Butler told The Tennessean. "Because we were so short on defensive linemen at that time, that's how it happened."

LB JAMIE COLLINS SR.

2019 ACCOMPLISHMENTS

- Jamie Collins Sr. has set a new career single-season mark with six sacks so far in 2019. Now playing in his seventh season, his previous career high was 5½ sacks in 2015 with New England.
- Collins Sr. has three interceptions so far in 2019, a single-season career high. He had recorded two interceptions twice in his career (2014 and 2016).

COLLINS FEASTING ON OPPOSING OFFENSES

Collins Sr. is the only player in the NFL with six or more sacks and three or more interceptions this season. No other player in Patriots history has reached those marks in the same season.

PATRIOTS WITH 3+ SACKS AND 3+ INTS - SAME SEASON

Player	Season	Sacks	Interceptions
Jamie Collins Sr.	**2019**	**6**	**3**
Mike Vrabel	2006	4½	3
Vincent Brown	1995	4	4
Tedy Bruschi	2004	3½	3
Junior Seau	2007	3½	3
Rodney Harrison	2003	3	3

PATH TO THE NFL

The road to the NFL was anything but easy for linebacker and 2013 second-round draft pick Jamie Collins Sr. The youngest of five siblings growing up in Quentin, Miss., Collins Sr. lost both of his parents when he was six years old and was raised by one of his sisters. Collins Sr. turned to football as an outlet to help him through the tough times.

"It means a lot. It's my living," Collins Sr. told the *Boston Herald*. "It kept me on track." Collins Sr.'s resiliency in dealing with adversity has made a lasting impact on fellow Mississippi native and former Patriots teammate Stevan Ridley, who grew up 30 miles west of Meadville in Natchez, Miss., and got to know Collins through a family friend.

"What I've known about him, he really has been a strong person," Ridley told the Herald. "Anybody that's gone through the things that he's gone through and still finds a way to be successful on the football field, you have to be mentally tough. That's what he's kind of done as a teammate here. He's come in here and accepted his role and done a pretty good job as a rookie."

DB NATE EBNER

SPECIAL TEAMS TACKLING MACHINE

DB Nate Ebner led the Patriots in 2018 with 13 special teams tackles. Ebner has tallied at least 10 special teams tackles every season in his seven-year career, with the exception of 2017 when he was limited to nine games due to injury and finished with eight special teams tackles. He posted a career-high 19 special teams tackles in 2016.

2018 NFL SPECIAL TEAMS TACKLE LEADERS

Player	Team	Sp. Tms. Tackles
Adrian Phillips	L.A. Chargers	17
Zeke Turner	Arizona	15
Dwayne Harris	Oakland	15
Justin Bethel	Atlanta	14
Jayron Kearse	Minnesota	14
Nate Ebner	**New England**	**13**
Clayton Fejedelem	Cincinnati	13

CB STEPHON GILMORE

LOCK-DOWN DEFENDER

CB Stephon Gilmore is tied for the NFL lead with six interceptions and leads the NFL with 19 passes defensed in 2019. Six interceptions marks a new career-high and 19 passes defensed is one behind his career high of 20 in 2018.

2019 NFL INTERCEPTION LEADERS

Player	Team	Interceptions
Stephon Gilmore	**New England**	**6**
Tre'Davious White	Buffalo	6
J.C. Jackson	**New England**	**5**
Devin McCourty	**New England**	**5**
Marcus Peters	LAR/BAL	5
Minkah Fitzpatrick	MIA/PIT	5

2019 NFL PASSES DEFENSED LEADERS

Player	Team	Passes Defensed
Stephon Gilmore	**New England**	**19**
Carlton Favis	Tampa Bay	18
Logan Ryan	Tennessee	18
Tre'Davious White	Buffalo	17
Jamel Dean	Tampa Bay	17

MOST PASSES DEFENSED IN A SINGLE SEASON IN PATRIOTS HISTORY

Player	Passes Defensed
Ty Law (1998)	27
Asante Samuel(2006)	24
Maurice Hurst (1994)	23
Ty Law (2003)	23
Tyrone Poole (2003)	21
Stephen Gilmore (2018)	**20**

GILMORE LEARNS FROM PATRIOTS PREDECESSORS

Stephon Gilmore may be one of the best cover corners in football, and recognizes the importance of the history of his position. "I'm a big history person. I like to know my history. I've watched the players who have played the game. I wouldn't be in the position I'm in now without those guys," Gilmore told the *Boston Herald*. As a player who appreciates the history of the game, Gilmore has placed emphasis on building relationships with former Patriots defensive backs and Pro Football Hall of Famers Ty Law and Mike Haynes.

DB DURON HARMON

FOURTH-QUARTER PICKS

Throughout his seven NFL seasons, Duron Harmon has shown a knack for notching late-game interceptions. Of his 20 career picks, 12 have come in the fourth quarter, with six of those occurring during the final two minutes of the game. Harmon leads the NFL in fourth-quarter interceptions since 2013.

FOURTH-QUARTER INTERCEPTIONS

Date	Opponent	Result
10/27/13	vs. Miami	W, 27-17
11/03/13	vs. Pittsburgh	W, 55-31
01/10/15*	vs. Baltimore	W, 35-31
09/10/15	vs. Pittsburgh	W, 28-21
10/29/15	vs. Miami	W, 36-7
09/18/16	vs. Miami	W, 31-24
01/14/17*	vs. Houston	W, 34-16
09/24/17	vs. Houston	W, 36-33
11/26/17	vs. Miami	W, 35-17
12/17/17	at Pittsburgh	W, 27-24
12/02/18	vs. Minnesota	W, 24-10
12/16/18	at Pittsburgh	L. 10-17

INTERCEPTIONS IN THE FINAL TWO MINUTES OF A GAME

Date	Opponent	Time Remaining
10/27/13	vs. Miami	0:55
01/10/15*	vs. Baltimore	1:46
09/18/16	vs. Miami	0:09
09/24/17	vs. Houston	0:03
11/26/17	vs. Miami	1:54
12/17/17	at Pittsburgh	0:09

*** Playoff Game**

MOST FOURTH-QUARTER INTERCEPTIONS SINCE 2013 (INCLUDING PLAYOFFS)

Player	Interceptions
Duron Harmon	**12**
Richard Sherman	11
Harrison Smith	10

HARMON INTERCEPTION NOTES:

- Ten of 17 occurred in the fourth quarter. (13-of-20 including postseason)
- Five of 17 occurred in the final two minutes of the game (6-of-20 including postseason).
- Five of 17 occurred in the end zone (6-of-20 including postseason).
- Nine of 17 occurred inside the Patriots red zone (12-of-20 including postseason).
- Thirteen of 17 occurred inside the Patriots 35-yard line (16-of-20 including postseason).
- Five of 17 have occurred against Miami (4-of-5 against Ryan Tannehill).
- Ten of 17 have occurred against either Miami or Pittsburgh.
- Eleven of 17 have occurred at Gillette Stadium (13-of-20 including postseason).

HARMON PICKS ON PITTSBURGH

DB Duron Harmon intercepted two passes against Pittsburgh (12/16/18). Harmon now has five interceptions in six regular-season games against the Steelers, tied for the most interceptions against a single opponent since 2013. He also has five interceptions against Miami since 2013.

MOST INTERCEPTIONS AGAINST A SINGLE OPPONENT (SINCE 2013)

Player	Opponent	Interceptions
Duron Harmon	**Pittsburgh**	**5**
Duron Harmon	**Miami**	**5**
Reggie Nelson	Pittsburgh	5

*15 tied at 4

LB DONT'A HIGHTOWER

WEARING BRUSCHI'S JERSEY #54

As a first round draft pick, Dont'a Hightower is used to high expectations. Hightower went to training camp with jersey #45 but was switched to jersey #54 prior to the start of his rookie year in 2012. Former LB Tedy Bruschi wore #54 for 13 seasons.

Hightower understands the importance of the number and hopes to live up to its legacy. "I definitely feel honored to be able to wear this number," Hightower said. "I've read that Tedy didn't want it to be retired and he hoped another linebacker would come in and be able to wear this number and be able to play as well. I feel honored. Tedy was a great player, and he means a lot to this organization. I'm definitely proud to be able to wear this number."

HIGHTOWER'S SECOND SCORE

Hightower returned a fumble recovery 26 yards for a touchdown vs. Cleveland (10/27), his 94th regular-season game as a Patriot (109th including playoffs), the second touchdown of his career. His first touchdown was scored in his first NFL game on Sept. 9, 2012 at Tennessee.

WINNER ON MULTIPLE LEVELS

Dont'a Hightower (three Super Bowl championships and two national titles at Alabama) and Russell Maryland (two national championships at Miami and three Super Bowl Championships with Dallas) are the only two players in NFL history with at least two national championships and two Super Bowl wins.

DB J.C. JACKSON

2019 ACCOMPLISHMENTS

- Second-year DB J.C. Jackson has five interceptions in 2019, a career-high that is currently tied for third-most in the NFL.

2019 NFL INTERCEPTION LEADERS

Player	Team	Interceptions
Stephon Gilmore	**New England**	**6**
Tre'Davious White	Buffalo	6
J.C. Jackson	**New England**	**5**
Devin McCourty	**New England**	**5**
Marcus Peters	LAR/BAL	5
Minkah Fitzpatrick	MIA/PIT	5

DB DEVIN McCOURTY

WHAT TO WATCH FOR IN 2019

- The Patriots with Devin and Jason McCourty and the Seahawks with Shaquem and Shaquil Griffin are the only NFL teams to feature twins on their roster this season. Trey and Terrell Edmunds (brothers) are also teammates on the Steelers.

2019 ACCOMPLISHMENTS

- McCourty moved past Asante Samuel for sole possession of 10th all-time on the franchise interception list and now has 26 career interceptions.
- McCourty had one interception in each of the first four games of the 2019 season, tying a team record for most consecutive games with at least one interception. Mike Haynes set the original mark with a pick in four straight games in 1976. McCourty is the first player to record an interception in each of his team's first four games of the season since Minnesota's Brian Russell in 2003. McCourty is the first Patriots player to achieve the feat.

PICK LEADER

Devin McCourty is tied for third in the NFL with five interceptions this season, his third career season with five-plus interceptions. That mark is tied with Marcus Peters and Earl Thomas for most seasons with 5-plus interception seasons since 2010. Additionally, McCourty's 26 regular-season interceptions since he entered the league in 2010 are tied for fifth-most in the NFL

2019 NFL INTERCEPTION LEADERS

Player	Team	Interceptions
Stephon Gilmore	**New England**	**6**
Tre'Davious White	Buffalo	6
J.C. Jackson	**New England**	**5**
Devin McCourty	**New England**	**5**
Marcus Peters	LAR/BAL	5
Minkah Fitzpatrick	MIA/PIT	5

NFL INTERCEPTION LEADERS (SINCE 2010)

Player	Team(s)	Interceptions
Richard Sherman	SEA/SF	35
Reggie Nelson	CIN/OAK	31
Earl Thomas III	SEA/BAL	30
Marcus Peters	KC/LA Rams/BAL	27
Devin McCourty	**New England**	**26**
Brent Grimes	ATL/MIA/TB	26
Aqib Talib	TB/NE/DEN/LAR/MIA	26
Joe Haden	CLE/PIT	26

McCOUR-TD

DB Devin McCourty's 84-yard interception return for a touchdown in the win at Buffalo on Oct. 29, 2018 was his first career interception returned for a touchdown and the ninth-longest in team history. The pick-six was McCourty's second career score. His first touchdown came on a 104-yard kickoff return vs. the New York Jets on Oct. 21, 2012.

DOUBLE TROUBLE

After being selected by the Patriots in the first round of the 2010 NFL Draft, CB Devin McCourty became part of a select group in league history. McCourty's identical twin brother, Jason, joined the Patriots last year. The two became the 12th set of twins to play in the NFL. In the season opener, Devin and Jason became the first set of twins to play together on the same NFL team since 1926 when Gene and Tom Golsen suited up together for the Louisville Colonels. Shaquill and Shaquem Griffin of the Seattle Seahawks also accomplished this unique occurrence on Kickoff Weekend. New England also had twins on the team in 2017, with TE Jacob Hollister on the roster and WR Cody Hollister on the practice squad.



Devin and Jason were cornerbacks in the Rutgers secondary from 2005-08. Devin redshirted for the 2005 season and was a year behind his brother in eligibility. Devin became the second twin to suit up for the Patriots, after CB Kato Serwanga was a member of the team from 1998-2000. His twin brother, Jason, played for San Francisco and Minnesota from 1999-2001. According to McCourty's mother, the two can only be told apart by tiny scars on their faces left by chickenpox.

McCOURTY GOES LONG

McCourty had a 104-yard kickoff return for a touchdown vs. N.Y. Jets (10/21/12), the second longest kickoff return in team history. Ellis Hobbs has the longest in team history with a 108-yard return for a touchdown at N.Y. Jets on Sept. 9, 2007. McCourty was named AFC Special Teams Player of the Week for his performance.

LONGEST KICKOFF RETURN IN PATRIOTS HISTORY

Ellis Hobbs	108TD at N.Y. Jets (09/09/07)
Devin McCourty	**104TD vs. N. Y. Jets (10/21/12)**

IN GOOD COMPANY

Devin McCourty earned Associated Press All-Pro Second Team honors at safety in 2013 and 2016. He also earned Second Team All-Pro Honors as a rookie in 2010 when he played cornerback. McCourty joined Pro Football Hall of Famers Rod Woodson and Ronnie Lott as the only NFL players to earn All-Pro honors at both safety and cornerback.

BROTHERS IN ARMS

Devin and Jason McCourty have seen first-hand the effects of sickle cell disease. Both their aunt and uncle lived with the disease while their father carried the trait. Devin and Jason partnered with Embrace Kids Foundation to form their own "Tackle Sickle Cell" campaign aiming to educate the public, increase blood donations and raise money and awareness for the fight against sickle cell disease. Devin's work with the local Boston Children's Hospital has helped advance research of the disease with doctors now as close as they've ever been to a cure.

LB KYLE VAN NOY

2019 ACCOMPLISHMENTS

- Van Noy set a single-season high sack total (6½).

VAN NOY SCORES TWICE IN 2018

Van Noy recovered a fumble and returned it 46 yards for a touchdown in the regular-season finale win over N.Y. Jets (12/30/18). It marked his second touchdown of the season. He returned a blocked punt 29-yards for a touchdown at Chicago (10/21/18), becoming the first Patriots player with two non-offensive touchdowns in a season since DB Kyle Arrington scored two touchdowns in 2014.

MOST 12-WIN SEASONS SINCE MERGER

The Patriots now have 13 12-win seasons since 1970, second-most in the NFL over that span.

MOST 12-WIN SEASONS SINCE 1970 MERGER

Team	12+ Win Seasons
San Francisco	14
New England	**13**
Dallas	12
Denver	11
Pittsburgh	10

DIVISIONAL DOMINANCE

The Patriots have the highest winning percentage vs. division opponents from November until the end of the season since 2002.

TOP LATE-SEASON WINNING PERCENTAGE VS. DIVISION OPPONENTS SINCE 2002

Team	W	L	T	Pct.
New England	**46**	**13**	**0**	**.780**
Pittsburgh	49	19	0	.721
Indianapolis	46	18	0	.719
Green Bay	43	22	1	.659
Seattle	39	23	0	.629

TOP-10 OFFENSE

Since the 1970 merger, the Patriots offense has finished in the top 10 a total of 23 times, including 13 times under Bill Belichick.

TOP-10 OFFENSE UNDER BILL BELICHICK

Year	Rank	Yards per Game
2018	5	393.4
2017	1	394.2
2016	4	386.3
2015	6	374.4
2013	7	384.5
2012	1	427.9
2011	2	428.0
2010	8	363.8
2009	3	397.3
2008	5	365.4
2007	1	411.3
2005	7	352.0
2004	7	411.3

TOP OFFENSE

The Patriots finished in the top 10 in offense for seven straight seasons (2007-13), third behind the 11 straight by New Orleans (2006-16) and the San Francisco 49ers with 15 (1982-96).

FORCING THE ISSUE

The Patriots lead the NFL with a plus-227 turnover margin since the 1994 season.

NFL TURNOVER MARGIN SINCE 1994

New England	**+227**
Kansas City	+154
Green Bay	+111

STRONG IN THE SECOND HALF

Since 2001, the Patriots have done a remarkable job of finishing the season strong, compiling an NFL-best 114-33 (.776) record in games on or after Thanksgiving.

PATRIOTS BEFORE AND AFTER THANKSGIVING SINCE 2001

Season	Pre-Thanksgiving	Post-Thanksgiving	Overall
2001	5-5 (.500)	9-0 (1.000)	14-5*
2002	6-5 (.545)	3-2 (.600)^	9-7
2003	9-2 (.818)	8-0 (1.000)	17-2*
2004	9-1 (.900)	8-1 (.889)	17-2*
2005	6-4 (.600)	5-3 (.625)	11-7*
2006	7-3 (.700)	7-2 (.777)	14-5*
2007	10-0 (1.000)	8-1 (.889)	18-1*
2008	7-4 (.636)	4-1 (.800)	11-5
2009	7-3 (.700)	3-4 (.429)	10-7*
2010	8-2 (.800)	6-1 (.857)^	14-3*
2011	7-3 (.700)	8-1 (.889)	15-4*
2012	7-3 (.700)	6-2 (.750)^	13-5*
2013	8-3 (.727)	5-2 (.833)	13-5*
2014	9-2 (.818)	6-2 (.750)	15-4*
2015	10-0 (1.000)	3-5 (.375)	13-5*
2016	8-2 (.800)	9-0 (1.000)	17-2*
2017	8-2 (.800)	7-2 (.777)	15-4*
2018	7-3 (.700)	7-2 (.778)	14-5*
2019	10-1 (.909)	2-2 (.500)	??
Totals	**148-48 (.755)**	**114-33 (.776)**	**250-78**

*-Includes playoffs ^Includes games played on Thanksgiving

BEST RECORDS ON OR AFTER THANKSGIVING SINCE 2001 (INCLUDING PLAYOFFS)

Team	W	L	T	Pct.
New England	**114**	**33**	**0**	**.776**
Pittsburgh	89	44	0	.669
Green Bay	82	50	0	.621
Philadelphia	80	51	0	.611
Indianapolis	79	54	0	.594

Gillette STADIUM

SHARP AT GILLETTE

The Patriots concluded a 20-game home winning streak with a 20-16 win over Dallas on Oct. 16, 2011. It was the longest home win streak in team history. The Patriots own an overall record of 121-22 (.846) at Gillette Stadium in regular-season games. The NFL record for most consecutive home victories is 27, achieved by Miami from 1971-74.

HIGHEST HOME WINNING PERCENTAGE SINCE 1970 (MINIMUM 25 GAMES)

Team	Stadium	W-L-T	Win Pct.
New England	**Gillette Stadium**	**121-22-0**	**.846**
Miami	Orange Bowl	101-22-1	.819
Minnesota	Metropolitan Stadium	64-23-1	.733
Pittsburgh	Heinz Field	109-42-1	.720
Pittsburgh	Three Rivers Stadium	169-67-0	.716
Seattle	Century Link	99-44-0	.692

LONGEST HOME WINNING STREAK/PATRIOTS HISTORY (REGULAR SEASON ONLY)

Streak	First Win	Last Win
20	Dec. 21, 2008	Oct. 16, 2011
18	Oct. 22, 2017	Nov. 24, 2019
18	Dec. 29, 2002	Sept. 8, 2005
16	Dec. 30, 2012	Dec. 28, 2014
12	Nov. 26, 2006	Sept. 7, 2008
10	Sept. 18, 1976	Oct. 30, 1977

LONGEST HOME WINNING STREAK/NFL HISTORY (REGULAR SEASON ONLY)

Streak	Team
27	Miami (1971-74)
25	Green Bay (1995-98)
24	Denver (1996-98)
20	**New England (2008-11)**
20	Green Bay (1928-32)

LONGEST HOME WINNING STREAK/PATRIOTS HISTORY (REGULAR SEASON AND POSTSEASON)

Streak	First Win	Last Win
21	Oct. 22, 2017	Dec. 8, 2019
21	Dec. 29, 2002	Sept. 8, 2005

LONGEST HOME WINNING STREAK/NFL HISTORY (REGULAR SEASON AND POSTSEASON)

Streak	Team
31	Miami (1971-74)
29	Green Bay (1995-98)
21	**New England (2017-19)**
21	**New England (2002-05)**
20	Green Bay (1929-32)

BEND DON'T BREAK

During the past 18 seasons, the Patriots defense has consistently ranked higher in points allowed than in yards allowed. The only exceptions came in 2004 and 2015.

PATRIOTS DEFENSIVE RANKINGS SINCE 2000

Year	Avg. Points Allowed	Avg. Yds Allowed
2019	**13.2 (1)**	**268.3 (1)**
2018	20.3 (7)	359.1 (21)
2017	18.5 (5)	366.0 (29)
2016	15.6 (1)	326.4 (8)
2015	19.7 (10)	339.4 (9)
2014	19.5 (8)	344.1 (13)
2013	21.1 (10)	373.1 (26)
2012	20.7 (9t)	373.3 (25)
2011	21.4 (15)	411.1 (31)
2010	19.6 (8)	365.5 (25)
2009	17.8 (5)	320.2 (11)
2008	19.3 (8)	309.0 (10)
2007	17.1 (4)	288.3 (4)
2006	14.8 (2)	294.4 (6)
2005	21.1 (17)	330.2 (26)
2004	16.3 (2t)	310.6 (9)
2003	14.9 (1)	291.6 (7)
2002	21.6 (17)	336.1 (23)
2001	17.0 (6)	334.5 (24)
2000	21.1 (17)	334.6 (20)

IN A RUSH FOR THE END ZONE

Since 2003, the Patriots are the only team to average at least one rushing touchdown per game. The Patriots have 294 rushing touchdowns in 271 games.

RUSHING TOUCHDOWNS SINCE 2003 (REGULAR SEASON ONLY)

Team	Rush TDs since 2003
New England	**294**
Kansas City	267
Carolina	262
New Orleans	261

HISTORIC SCORING CLIP

The Patriots had a historic scoring output over a three-game span in October and November 2014. New England tied a team record by scoring 40 or more points in three consecutive games from Oct. 26 to Nov. 16. The Patriots also scored 40 or more in three straight games in 2007. The Patriots have scored 40 or more points 62 times in team history, including 35 times since Bill Belichick became head coach in 2000, and 19 times since 2010.

MOST CONSECUTIVE GAMES WITH 40+ POINTS IN PATRIOTS HISTORY

Gm	Year	Game 1	Game 2	Game 3
3	**2014**	**10/26/14 (51-23 v. CHI)**	**11/02/14 (43-21 v. DEN)**	**11/16/14 (42-20 @ IND)**
3	2007	10/14/07 (48-27 @ DAL)	10/21/07 (49-28 @ MIA)	10/28/07 (52-7 v. WAS)
2	1962	09/21/62 (41-16 v. DEN)	10/06/62 (43-14 @ NYT)	
2	2002	09/15/02 (44-7 @ NYJ)	09/22/02 (41-38 v. KC)	
2	2008	12/14/08 (49-26 @ OAK)	12/21/08 (47-7 v. ARZ)	
2	2010	11/25/10 (45-24 @ DET)	12/06/10 (45-3 v. NYJ)	
2	2012	11/18/12 (59-24 v. IND)	11/22/12 (49-19 @ NYJ)	
2	2015	09/20/15 (40-32 @ BUF)	09/27/15 (51-17 vs. JACK)	

SCORING FLURRY

The Patriots scored three touchdowns in a 57-second span during the final two minutes of the first half against Chicago on Oct. 26, 2014, turning a 17-7 lead into a 38-7 cushion. It was the fastest three-touchdown flurry in the NFL since the Patriots had three touchdowns in 52 seconds against the New York Jets on Nov. 22, 2012. The Patriots are one of three teams to score three touchdowns in under a minute since the 1970 merger, and are the only team to have achieved the feat twice.

NFL TEAMS TO SCORE THREE TDS IN LESS THAN ONE MINUTE

Team	Opponent	Date
New England	**Chicago**	**10/26/14**
New England	**N.Y. Jets**	**11/22/12**
Seattle	Minnesota	09/29/02
Atlanta	Carolina	10/04/98

HOW THE PATRIOTS SCORED THREE TOUCHDOWNS IN 57 SECONDS:

- Rob Gronkowski caught a 2-yard touchdown pass from Tom Brady with 1:57 left in the first half to make the score 24-7 and cap off a 10-play, 80-yard drive.
- After the Patriots defense forced a three-and-out, a 42-yard Julian Edelman punt return gave New England possession at the Chicago 9-yard line, and Brady found Brandon LaFell for a 9-yard touchdown on the next play to give the Patriots a 31-7 lead with 1:07 left in the first half.
- On the Bears first play following the LaFell touchdown, Zach Moore forced a Jay Cutler fumble that was recovered by Rob Ninkovich and returned for a 15-yard touchdown that gave the Patriots a 38-7 Patriots lead with 55 seconds left in the first half.

A COMEBACK FOR THE AGES

The Patriots came back from a 24-point deficit to defeat the Broncos, 34-31, in overtime in a Sunday Night Football matchup on Nov. 24, 2013, marking the largest regular-season comeback win in team history, after trailing 24-0 at halftime.

New England's previous best comeback win was from a 23-0 deficit to win, 38-23, vs. Seattle (09/16/84). The Patriots also came back from 22 points down to win at the New York Giants, 23-22 (12/21/96). The Patriots have come from 21 points down to win four times, most recently vs. Buffalo (01/01/12).

PATRIOTS PLAYOFF NOTES

ALL-TIME PLAYOFF RESULTS

The Patriots have compiled a 37-20 record in their 57 playoff games and their .649 playoff winning percentage is the best in NFL history among teams that have played at least 15 playoff games.

PATRIOTS PLAYOFF RECORD BY ROUND

Round	Record
First Round*	0-1
Wild Card Round	4-3
Divisional Round	16-6
AFC Championship	11-4
AFL Championship	0-1
Super Bowl	6-5
Total	37-20

*1982 Strike Season

ALL-TIME BEST NFL PLAYOFF RECORDS (MINIMUM 15 POSTSEASON GAMES)

Team	Wins	Losses	Win Pct.
New England	**37**	**20**	**.649**
Baltimore	15	9	.625
Green Bay	34	22	.607
San Francisco	30	20	.600
Pittsburgh	36	25	.590
OAK/L.A. Raiders	25	19	.568
Dallas	35	28	.556

MOST POSTSEASON WINS ALL-TIME

Team	Wins
New England Patriots	**37**
Pittsburgh Steelers	36
Dallas Cowboys	35
Green Bay Packers	34
San Francisco 49ers	30
Oakland Raiders	25

PATRIOTS IN THE PLAYOFFS

The Patriots have qualified for the playoffs 27 times in their 60-year history. Twenty-one of those playoff berths have come in the 26 seasons since Robert Kraft purchased the team in 1994, a dramatic contrast to the six total playoff berths the team earned in its first 34 years of existence. The Patriots have won 22 division crowns, including 17 in the last 19 seasons, and 19 of which have come since Robert Kraft's purchase in 1994.

PATRIOTS PLAYOFF SEASONS (27)

Year	How Qualified	Seed	Rec.	Result
2019	**Division Champions**	**??**	**??**	**??**
2018	**Division Champions**	**2**	**3-0**	**Super Bowl Champions**
2017	**Division Champions**	**1**	**2-1**	**AFC Champions**
2016	**Division Champions**	**1**	**3-0**	**Super Bowl Champions**
2015	**Division Champions**	**2**	**1-1**	**AFC Championship Game**
2014	**Division Champions**	**1**	**3-0**	**Super Bowl Champions**
2013	**Division Champions**	**2**	**1-1**	**AFC Championship Game**
2012	**Division Champions**	**2**	**1-1**	**AFC Championship Game**
2011	**Division Champions**	**1**	**2-1**	**AFC Champions**
2010	**Division Champions**	**1**	**0-1**	**AFC Divisional Round**
2009	**Division Champions**	**3**	**0-1**	**Wild Card Round**
2007	**Division Champions**	**1**	**2-1**	**AFC Champions**
2006	**Division Champions**	**4**	**2-1**	**AFC Championship Game**
2005	**Division Champions**	**4**	**1-1**	**AFC Divisional Round**
2004	**Division Champions**	**2**	**3-0**	**Super Bowl Champions**
2003	**Division Champions**	**1**	**3-0**	**Super Bowl Champions**
2001	**Division Champions**	**2**	**3-0**	**Super Bowl Champions**
1998	**Wild Card**	**6**	**0-1**	**Wild Card Round**
1997	**Division Champions**	**3**	**1-1**	**AFC Divisional Round**
1996	**Division Champions**	**2**	**2-1**	**AFC Champions**
1994	**Wild Card**	**5**	**0-1**	**Wild Card Round**
1986	Division Champions	3	0-1	AFC Divisional Round
1985	Wild Card	5	3-1	AFC Champions
1982*	16-Team Format	7	0-1	First Round
1978	Division Champions	2	0-1	AFC Divisional Round
1976	Wild Card	4	0-1	AFC Divisional Round
1963	Division Champions	--	1-1	AFL Championship Game

*-Strike Year | Bold indicates Kraft era **37-20 Record**

PLAYOFF BERTHS UNDER KRAFT

New England has qualified for the playoffs 27 times in its 60-year history. The Patriots have earned 21 of those playoff berths in the 26 seasons since Robert Kraft purchased the team in 1994. New England has won 22 division crowns overall (21 AFC East crowns) and has qualified as a Wild Card team on four occasions (1998, 1994, 1985 and 1976). The Patriots also qualified for the playoffs in 1982 as part of a 16-team tournament following a players' strike.

ANNUAL ACHIEVEMENT

The Patriots won more than half of their games for the 19th straight year in 2019. They are the first team to win more than half of their games in 19 straight seasons since free agency began in 1993.

The Patriots are also the first team to win more than half of their games in 19 straight seasons since the 1970 AFL-NFL merger, moving past the 49ers (16 straight from 1983-98) and the Cowboys (16 straight from 1970-85).

The Patriots have now won nine or more games in 23 of the 26 seasons Robert Kraft has owned the team.

MOST CONSECUTIVE WINNING SEASONS (SINCE 1970 NFL MERGER)

Team	Years	Winning Seasons
New England	**2001-19**	**19**
San Francisco	1983-98	16
Dallas	1970-85	16
Oakland	1970-80	11

MOST CONSECUTIVE WINNING SEASONS ALL-TIME

Team	Years	Winning Seasons
Dallas	1966-85	20
New England	**2001-19**	**19**
San Francisco	1983-98	16
Oakland	1965-80	16
Chicago	1930-44	15
Green Bay	1934-47	14
Cleveland	1957-69	13

CONTINUED ADVANCEMENT

TEAMS TO WIN AT LEAST ONE PLAYOFF GAME IN CONSECUTIVE SEASONS

Team	Years	Consec. Seasons	Wins
New England	**2011-18**	**8**	**16**
Dallas	1991-96	6	12
New England	**2003-07**	**5**	**11**
Seattle	2012-16	5	8
Baltimore	2008-12	5	9
Philadelphia	2000-04	5	7
Green Bay	1993-97	5	9
Oakland	1973-77	5	7

2019 AFC EAST CHAMPIONS

The New England Patriots claimed the AFC East Division title for the 11th consecutive season and for the 19th time under Robert Kraft in 2019. New England joined the Atlanta Braves as the only franchises from the NFL, NBA, MLB or NHL to win at least 10 straight division titles. Atlanta won 14 consecutive division championships from 1991-2005.

DIVISION CHAMPIONSHIPS SINCE 1994

New England	**19**
Pittsburgh	13
Green Bay	13
Indianapolis	10

PLAYOFF TRENDS SINCE 1970

PATRIOTS PLAYOFF TRENDS (SINCE 1970 NFL MERGER)

All-Time (36-19)	*Record*
vs. AFC	30-14
vs. NFC	6-5
Home	23-4
Away	7-10
Leading at Halftime	27-4
Trailing at Halftime	6-13
Tied at Halftime	3-2
Leading After 3 Quarters	26-4
Tied After 3 Quarters	4-0
Trailing After 3 Quarters	6-15
Decided by 7 Points or Fewer	15-9
Decided by 3 Points or Fewer	7-4
When Scoring First	27-7
When Not Scoring First	9-12
Positive Turnover Ratio	22-1
Even Turnover Ratio	6-5
Negative Turnover Ratio	8-13
Winning or Even Penalty Ratio	27-4
Losing Penalty Ratio	9-15
With a 100-Yard Rusher	11-0
Without a 100-Yard Rusher	24-19
With a 100-Yard Receiver	19-8
Without a 100-Yard Receiver	17-11
When Allowing a 100-Yard Rusher	4-5
When Not Allowing a 100-Yard Rusher	32-14
When Allowing a 100-Yard Receiver	9-8
When Not Allowing a 100-Yard Receiver	27-11
With a 300-Yard Passer	12-4
Without a 300-Yard Passer	24-15
Allowing a 300-Yard Passer	8-3
Not Allowing a 300-Yard Passer	28-16

MOST PLAYOFF WINS IN A DECADE

The Patriots have won 16 playoff games so far this decade to set a new record for the most playoff victories by any NFL team in a decade.

MOST PLAYOFF VICTORIES IN A DECADE

Team	*Decade*	*Playoff Wins*	*Championships*
New England	**2010-present**	**16**	**2014, 16, 18**
New England	**2000s**	**14**	**2001, 03, 04**
Dallas	1970s	14	1971, 77
Pittsburgh	1970s	14	1974-75, 1978-79
San Francisco	1980s	13	1981, 84, 1988-89
Dallas	1990s	12	1992-93, 95
Washington	1980s	11	1982, 87
Buffalo	1990s	10	--
Philadelphia	2000s	10	-
Pittsburgh	2000s	10	2005, 08

SUSTAINED PLAYOFF SUCCESS

The Patriots have won 12 playoff games from 2014-present, the NFL's highest playoff victory total over a five-season span.

MOST PLAYOFF VICTORIES IN A FIVE-YEAR SPAN

Team	*5-Year Span*	*Playoff Wins*	*SB Wins*
New England	**2014-present**	**12**	**3**
New England	**2003-07**	**11**	**2**
Dallas	1991-95	11	3
Dallas	1992-96	11	3
New England	**2013-17**	**10**	**2**
New England	**2001-05**	**10**	**3**
Pittsburgh	1974-78	10	3
Pittsburgh	1975-79	10	3

PATS REACH 50 PLAYOFF GAMES

The Patriots are one of five NFL teams with 50 postseason games.

MOST POSTSEASON GAMES PLAYED

Team	*Games Played*
Dallas	63
Pittsburgh	61
New England	**57**
Green Bay	56
San Francisco	50

PATRIOTS AT HOME IN THE PLAYOFFS

The Patriots are 23-4 (.852) at home in the playoffs in their history. Twenty-six of the franchise's 27 home playoff games have taken place since Robert Kraft purchased the team 25 years ago. After Kraft bought the team, the Patriots won 11 consecutive home playoff games before experiencing a home loss.

PATRIOTS AT HOME IN THE PLAYOFFS (23-4)

Date	*Round*	*Opponent*	*W/L*	*Score*
01/13/19	AFC Divisional	L.A. Chargers	W	41-28
01/21/18	AFC Championship	Jacksonville	W	24-20
01/13/18	AFC Divisional	Tennessee	W	35-14
01/22/17	AFC Championship	Pittsburgh	W	36-17
01/14/17	AFC Divisional	Houston	W	34-16
01/16/16	AFC Divisional	Kansas City	W	27-20
01/18/15	AFC Championship	Indianapolis	W	45-7
01/10/15	AFC Divisional	Baltimore	W	35-31
01/11/14	AFC Divisional	Indianapolis	W	43-22
01/20/13	AFC Championship	Baltimore	L	13-28
01/13/13	AFC Divisional	Houston	W	41-28
01/22/12	AFC Championship	Baltimore	W	23-20
01/14/12	AFC Divisional	Denver	W	45-10
01/16/11	AFC Divisional	N.Y. Jets	L	21-28
01/10/10	AFC Wild Card	Baltimore	L	14-33
01/20/08	AFC Championship	San Diego	W	21-12
01/12/08	AFC Divisional	Jacksonville	W	31-20
01/07/07	AFC Wild Card	N.Y. Jets	W	37-16
01/07/06	AFC Wild Card	Jacksonville	W	28-3
01/16/05	AFC Divisional	Indianapolis	W	20-3
01/18/04	AFC Championship	Indianapolis	W	24-14
01/10/04	AFC Divisional	Tennessee	W	17-14
01/19/02	AFC Divisional	Oakland	W	16-13 (OT)
12/28/97	AFC Wild Card	Miami	W	17-3
01/12/97	AFC Championship	Jacksonville	W	20-6
01/05/97	AFC Divisional	Pittsburgh	W	28-3
12/31/78	AFC Divisional	Houston	L	14-31

HOME DOMINANCE

The Patriots have a 23-4 (.852) all-time record in home playoff games. The Patriots .852 winning percentage at home in the post-season is first among teams with at least 15 home playoff games and their 23 wins are the most. The Patriots are one of four teams with at least 20 wins at home. Pittsburgh and Dallas have 21 home wins in the postseason, followed by San Francisco (20).

BEST HOME PLAYOFF RECORDS

Team	*Record*	*Win Pct.*
New England	**23-4**	**.852**
Oakland	19-5	.792
Green Bay	18-5	.783
Denver	17-5	.773
Washington	13-5	.722
Dallas	21-9	.700
San Francisco	20-9	.690

PATRIOTS PLAYOFF NOTES

CONSECUTIVE PLAYOFF SEASONS

The Patriots have made the playoffs in 11 straight seasons (2009-19), extending an NFL record for most consecutive seasons reaching the postseason.

MOST CONSECUTIVE PLAYOFF SEASONS IN NFL HISTORY

Team	Consec. Playoff Seasons (Years)
New England	**11 (2009-19)**
Dallas	9 (1975-83)
Indianapolis	9 (2002-10)
Green Bay	8 (2009-16)
Pittsburgh	8 (1972-79)
L.A. Rams	8 (1973-80)
Dallas	8 (1966-73)

EIGHT STRAIGHT AFC CHAMP. GAMES

The Patriots advanced to the AFC Championship for the eighth straight season in 2018, the most consecutive conference title appearances by an NFL team in history.

MOST CONSECUTIVE CONFERENCE CHAMPIONSHIP GAME APPEARANCES SINCE 1970 MERGER

Team	Years	Results
New England	(8) 2011-18	(5-3) W, L, L, W, L, W, W, W
Oakland	(5) 1973-77	(1-4) L, L, L, W, L
Philadelphia	(4) 2001-04	(1-3) L, L, L, W
Buffalo Bills	(4) 1990-93	(4-0) W, W, W, W
Dallas	(4) 1970-73	(2-2) W, W, L, L
Dallas	(4) 1992-95	(3-1) W, W, L, W
San Francisco	(3) 2011-13	(1-2) L, W, L
Dallas	(3) 1980-82	(0-3) L, L, L
Green Bay	(3) 1995-97	(2-1) L, W, W
Miami	(3) 1971-73	(3-0) W, W, W
Pittsburgh	(3) 1974-76	(2-1) W, W, L
San Francisco	(3) 1992-94	(1-2) L, L, W
San Francisco	(3) 1988-90	(2-1) W, W, L
St. Louis	(3) 1974-76	(0-3) L, L, L

PATRIOTS EARN ANOTHER BYE

The Patriots secured a first round playoff bye in 2018 for the 13th time since 2001 — a feat unmatched by any team in the NFL in the last 18 years.

MOST PLAYOFF BYES SINCE 2001

Team	Playoff Byes
New England	**13**
Denver	5
Pittsburgh	5
Atlanta	4
Chicago	4
Philadelphia	4

MOST BYES SINCE 1990

The Patriots earned a first-round bye in the 2018 NFL playoffs and lead the NFL with 14 first-round byes since the current NFL playoff format was instituted in 1990. The Patriots earned a first-round bye for the ninth consecutive season, becoming the first team in NFL history to do so. Dallas and San Francisco earned four straight byes from 1992-95 and Denver had four straight from 2012-15.

MOST BYES SINCE 1990

Team	Playoff Byes
New England	**14**
Pittsburgh	9
Denver	8
San Francisco	8

TITLE TOWN

The Patriots extended their mark to 11 straight division titles in 2019. They join the Atlanta Braves (14) as the only franchises from the NFL, NBA, MLB or NHL to win at least 10 straight division titles. The New York Yankees (1998-06), Colorado Avalanche (1995-03), L.A. Lakers (1982-90) and Boston Celtics (1957-65) are the teams from the other major four sports that have streaks of nine straight titles.

MOST CONSECUTIVE DIVISION TITLES

Team	Division	Titles	Years
New England	**AFC East**	**11**	**2009-19**
L.A. Rams	NFC West	7	1973-79
Pittsburgh	AFC Central	6	1974-79
Minnesota	NFC Central	6	1973-78
Dallas	NFL Capitol/NFC East	6	1966-71
Cleveland	American/Eastern Conf.	6	1950-55
New England	**AFC East**	**5**	**2003-07**
Denver	AFC West	5	2011-15
Indianapolis	AFC South	5	2003-07
Dallas	NFC East	5	1992-96
San Francisco	NFC West	5	1986-90
Chicago	NFC Central	5	1984-88
Oakland	AFC West	5	1972-76

The Patriots have won the AFC East for 11 straight seasons, besting the five straight the team won from 2003-07 for the longest streak in AFC East division history. The Patriots have won 17 of the last 19 division crowns. The Patriots have won 19 division titles in the 26 seasons since Robert Kraft bought the team in 1994.

MOST CONSECUTIVE AFC EAST TITLES

Team	Streak	Years
New England	**11**	**2009-19**
New England	**5**	**2003-07**
Buffalo	4	1988-91
Miami	4	1981, 83-85*
Miami	4	1971-74
Baltimore Colts	3	1975-77
Buffalo Bills	3	1964-66@

*Due to 1982 strike, the NFL played just a nine-game season and the standings were not divided into divisions that season.
@AFL

ALL-TIME SUPER BOWL BERTHS

The Patriots advanced to their 11th Super Bowl with a win over Kansas City in the 2018 AFC Championship Game, a total that is the most in NFL history.

MOST SUPER BOWL APPEARANCES

Team	Super Bowls
New England	**11**
Dallas	8
Denver	8
Pittsburgh Steelers	8
San Francisco 49ers	6
GB, NYG, OAK, WAS, MIA	5

WINNING TANDEM

Bill Belichick and Tom Brady are the winningest coach and quarterback tandem in the postseason and continued to build on their success in 2018.

MOST POSTSEASON APPEARANCES

QB/HC	Playoff Wins
Bill Belichick/Tom Brady	**30**
Chuck Noll/Terry Bradshaw	14
Tom Landry/Roger Staubach	11

PATRIOTS FOOTBALL NETWORK

The Patriots Football Network (PFN) is the full portfolio of media offerings from the six-time Super Bowl Champion New England Patriots. PFN provides Patriots content produced both in-house and with media partners spanning print, television, radio and the Internet.

PATRIOTS ALL ACCESS

The Emmy Award-winning "Patriots All-Access" airs weekly throughout the season on WBZ-TV Channel 4 in Boston and regional affiliates in Hartford, Providence, Springfield, Burlington, Portland and Bangor. "Patriots All-Access" features exclusive behind-the-scenes access and in-depth weekly features on Patriots players and personnel. Hosted by WBZ's Steve Burton, the show features weekly sit-downs with Bill Belichick including the popular "Belestrator" segment where the coach breaks down upcoming opponents with Scott Zolak.

"Patriots All-Access" airs Fridays from 7-8 p.m. on **WBZ-TV** and Sunday from 9-10 a.m. on **myTV38** in Boston. **Check local listings for airtime.**

PATRIOTS THIS WEEK

Insider information. Passionate debate. Timely analysis. That's what "Patriots This Week" delivers. The show, hosted by Bob Socci with former Patriots Scott Zolak and Matt Chatham, is a fast-paced, half-hour of football talk. From breaking down the previous contest to game planning the next opponent, there's no better way to get ready for football than "Patriots This Week" — every Friday night at 10:30 p.m. on NBC Sports Boston.

PATRIOTS.COM

NEWS

Patriots.com features daily updates and exclusive content from the writers of Patriots Football Weekly, offering everything from breaking news to player features and the popular "Unfiltered Q&A" postings.

VIDEO

The Patriots offer video ready for any device with a screen. Live video includes every Coach Belichick and Tom Brady press conferences, the Dunkin' pregame and postgame shows and other events such as special episodes of Patriots All-Access and the Patriots Hall of Fame induction ceremony. On demand video ranges from daily news updates, special features, player interviews, game highlights and Patriots Cheerleaders. Video offerings also include exclusive content such as postgame locker room celebrations and "Belichick Breakdowns" where coach gives his unique insight into opponents and plays.

AUDIO

Live, original radio shows and on demand podcasts produced from the studios at Gillette Stadium are available on Patriots.com, the Patriots app, TuneIn Radio, iTunes and other podcast platforms. The line-up includes "Patriots Unfiltered," the team's flagship show featuring the writers from Patriots.com and "Patriots Playbook" with John Rooke. New for 2019 - "Patriots Off Topic" is a weekly podcast hosted by Lifestyle editor Angelique Fiske and Patriots social media editor Mackenzie Knoop, covering all things Patriots off the field, in the community and on social media.

Additional audio content includes every press conference and conference call, player interviews, Training Camp-cast, Patriots Roster Report, Patriots Prospect Reports and special live NFL Draft shows. Wherever there's a speaker, there's Patriots audio, anytime, anywhere. Check Patriots.com for in-season and out-of-season schedules.

PHOTOS

The Patriots in-house photographers produce the largest selection of Patriots game action and behind-the-scenes photos in the world. Hundreds of player and cheerleader galleries will keep you clicking!

PATRIOTS SOCIAL MEDIA

The Patriots social media channels bring the fans closer to the team with unmatched behind-the-scenes access. From press releases and roster transactions to action photos and exclusive videos, the Patriots social media accounts are a must follow for all Patriots fans. The Patriots are active on multiple platforms, providing on-field statistics and milestones, off-the-field lifestyle content as well as information, news and updates. Follow the team's official accounts: Facebook (NewEnglandPatriots), Twitter (@patriots), Instagram (@patriots), Snapchat ('patriots'), YouTube (patriots), Google+ (+patriots) and Pinterest (patriots).

PATRIOTS MONDAY ON WEEI

WEEI Sports Radio broadcasts Patriots Monday each week, offering fans unique insight and analysis from Coach Belichick and Tom Brady in addition to other Patriots players. WEEI will broadcast Patriots Monday each week, kicking off with "The Greg Hill Show" at 6 a.m.

PATRIOTS FRIDAY ON WEEI

WEEI also broadcasts Patriots Friday each week, offering fans a look ahead at the weekend's game, match ups and rivalries. Various Patriots players will be featured on air. WEEI will broadcast Patriots Fridays each week throughout the season with Greg Hill from "The Greg Hill Show".

98.5 THE SPORTS HUB PATRIOTS RADIO NETWORK

FLAGSHIP STATION OF THE NEW ENGLAND PATRIOTS

98.5 The Sports Hub is the Patriots flagship station, broadcasting every Patriots game across its radio network and featuring broadcasting duo Bob Socci and Scott Zolak. Three hours prior to kickoff, during halftime and after the game, Marc Bertrand and Chris Gasper will be serving up all the timely news and notes, while Jim Murray will join Bertrand for the postgame news, including live sound from the postgame press conferences.

FLAGSHIP STATION

WBZ-FM	**Boston**	**98.5 FM**

MASSACHUSETTS

WBZ-FM	Boston	98.5 FM
WAQY	Springfield	102.1 FM
WBEC	Pittsfield	1420 AM
WPKZ	Fitchburg	1280 AM
WNAW	North Adams	1230 AM
WBSM	New Bedford	1420 AM
WPVQ	Greenfield	95.3 FM
WSAR	Fall River	1480 AM
WWFX	Worcester	100.1 FM
WXTK	Hyannis	95.1 FM
WMRC	Milford	103.1 FM/1490 AM
WBOQ	Gloucester	104.9 FM

MAINE

WBLM	Portland	102.9 FM
WEBB	Augusta	98.5 FM
WEZQ	Bangor	92.9 FM
WOZI	Presque Isle	1390 AM

CONNECTICUT

WTIC	Hartford	1080 AM
WINY	Putnam	1350 AM
WMOS	New London	102.3 FM
WGCH	Greenwich	1490 AM
WINE	Brookfield	940 AM

NEW HAMPSHIRE

WFNQ	Nashua	106.3 FM
WPKQ	North Conway	103.7 FM
WSAK	Hampton	102.1 FM
WSHK	Portsmouth/Dover	105.3 FM
WNNH	Concord	99.1 FM
WLNH	Laconia	98.3 FM
WEMJ	Laconia	107.3 FM/1490 AM
WINQ	Keene	98.7 FM
WXXK	Lebanon	100.5 FM

VERMONT

WCPV	Burlington	101.3 FM
WDVT	Rutland	94.5 FM
WIKE	Newport	1490 AM
WKVT	Brattleboro	92.7 FM
WRFK	Barre/Montpelier	107.1 FM
WSTJ	St. Johnsbury	1340 AM

RHODE ISLAND

WPRO	Providence	630 AM
WEAN	Providence	99.7 FM

NEW YORK

WHTK	Rochester	1280 AM

WINNINGEST PRO SPORTS TEAMS SINCE 1994

PATRIOTS ARE WINNINGEST PRO SPORTS FRANCHISE SINCE 1994

Since the 1994 season, the Patriots have won 70.1 percent of their regular season games (291-124), which is the highest winning percentage in major American professional sports over that period. Since 1994, there have been 145 franchises that have fielded teams in the five major American sports leagues (NFL, MLB, NBA, NHL and MLS) and completed more than two full seasons of competition.

HIGHEST WINNING PERCENTAGE IN MAJOR AMERICAN PROFESSIONAL SPORTS, 1994-PRESENT

(Regular Season – Includes National Football League, Major League Baseball, National Basketball Association, National Hockey League and Major League Soccer)

Records updated through games completed on December 23, 2019

Rk.	Records since 1994	Lg.	W	L	T/OTL	PCT.
1	**New England Patriots**	**NFL**	**291**	**124**	**0**	**0.701**
2	San Antonio Spurs	NBA	1382	650	0	0.680
3	Pittsburgh Steelers	NFL	262	151	2	0.634
4	Green Bay Packers	NFL	261	152	2	0.631
5	Detroit Red Wings	NHL	1067	599	272	0.621
6	New York Yankees	MLB	2435	1706	0	0.588
7	Indianapolis Colts	NFL	242	173	0	0.583
8	Dallas Stars	NHL	1002	680	256	0.583
9	Seattle Sounders FC	MLS	171	111	84	0.582
10	Denver Broncos	NFL	241	174	0	0.581
11	Utah Jazz	NBA	1180	852	0	0.581
12	St. Louis Blues	NHL	991	686	262	0.579
13	Philadelphia Flyers	NHL	967	665	292	0.578
14	New Jersey Devils	NHL	987	687	262	0.577
15	Houston Rockets	NBA	1173	859	0	0.577
16	Boston Bruins	NHL	973	676	289	0.577
17	Pittsburgh Penguins	NHL	998	705	232	0.576
18	Washington Capitals	NHL	986	699	248	0.574
19	Oklahoma City/Seattle Thunder	NBA	1166	865	0	0.574
20	Los Angeles Lakers	NBA	1166	866	0	0.574
21	San Jose Sharks	NHL	975	712	255	0.568
22	New York City FC	MLS	75	52	43	0.568
23	Colorado Avalanche/Quebec Nordiques	NHL	979	719	239	0.567
24	Miami Heat	NBA	1143	879	0	0.565
25	Nashville Predators	NHL	804	609	219	0.560
26	Baltimore Ravens	NFL	213	169	1	0.557
27	Indiana Pacers	NBA	1132	900	0	0.557
28	Philadelphia Eagles	NFL	230	183	1	0.557
29	Atlanta Braves	MLB	2299	1844	0	0.555
30	Los Angeles Galaxy	MLS	344	261	159	0.554
31	Seattle Seahawks	NFL	228	186	1	0.551
32	Boston Red Sox	MLB	2281	1865	0	0.550
33	Dallas Mavericks	NBA	1114	917	0	0.548
34	Anaheim Ducks	NHL	926	743	268	0.547
35	Minnesota Wild	NHL	707	571	202	0.546
36	Minnesota Vikings	NFL	226	187	14	0.546
37	Portland Trail Blazers	NBA	1107	926	0	0.545
38	Los Angeles Dodgers	MLB	2255	1891	0	0.544
39	Dallas Cowboys	NFL	225	190	0	0.542
40	Kansas City Chiefs	NFL	225	190	0	0.542
41	St. Louis Cardinals	MLB	2246	1897	0	0.542
42	Vancouver Canucks	NHL	914	755	262	0.541
43	Chicago Blackhawks	NHL	905	748	271	0.541
44	Montreal Canadiens	NHL	915	761	261	0.540
45	Ottawa Senators	NHL	915	765	258	0.539
46	New York Rangers	NHL	921	775	240	0.538
47	Cleveland Indians	MLB	2208	1933	0	0.533
48	Toronto Maple Leafs	NHL	905	782	251	0.532
49	Calgary Flames	NHL	887	796	256	0.523
50	Portland Timbers	MLS	116	103	87	0.521

NOTES: This analysis uses NFL rules when calculating winning percentage, counting ties as a half-win and a half-loss. For NHL teams, overtime losses (OTL) and ties from 2001-2004 (the NHL abolished ties in 2005-2006 and instituted a shootout system) are counted as ties when calculating winning percentage.
**The Miami Fusion were contracted following the 2001 MLS season.*

HIGHEST WINNING PERCENTAGE AMONG BOSTON-AREA MAJOR PROFESSIONAL SPORTS TEAMS, 1994-PRESENT

(Rankings listed below are each team's overall ranking among the 145 major American pro sports teams that have completed more than two full seasons of competition)

Records updated through games completed on December 23, 2019

Rank	Team	Lg.	W	L	T/OTL	Pct.
1	**New England Patriots**	**NFL**	**291**	**124**	**0**	**0.701**
16	Boston Bruins	NHL	972	676	286	0.577
32	Boston Red Sox	MLB	2281	1865	0	0.550
59	Boston Celtics	NBA	1044	984	0	0.515
103	New England Revolution	MLS	284	320	161	0.476

A DECADE OF DOMINANCE (2000-09)

When Robert Kraft purchased the New England Patriots in 1994, few would have thought that just 18 years later the franchise would be the undisputed team of the decade in the first decade of the new millennium. Kraft brought a winning vision to the organization and dedicated his resources to building a consistent winner. On Jan. 27, 2000, Kraft hired Bill Belichick to coach the team, and three months later the team drafted then-unheralded quarterback Tom Brady, putting the final pieces in place for the Patriots to become the most successful NFL team of the 2000s. The tallies listed below represent totals during the 2000-09 seasons.

Super Bowl Titles

New England	**3**
Pittsburgh	2
Baltimore	1
Indianapolis	1
New Orleans	1
N.Y. Giants	1
Tampa Bay	1

Conference Titles

New England	**4**
Indianapolis	2
N.Y. Giants	2
Pittsburgh	2
10 Teams	1

Division Titles

New England	**7**
Indianapolis	6
Philadelphia	5
Pittsburgh	5
San Diego	5

Note: The Patriots also finished tied for the division lead twice during the 2000s but lost the division title on tiebreakers in 2002 and 2008.

Playoff Wins

New England	**14**
Philadelphia	10
Pittsburgh	10
Indianapolis	9
Baltimore	8

Playoff Winning Percentage

Team	W	L	Pct.
New England	**14**	**4**	**.777**
New Orleans	5	2	.714
Pittsburgh	10	4	.714
Arizona	4	2	.667
Carolina	5	3	.625
Baltimore	8	5	.615

Playoff Games Played

(Includes 2009 Wild Card Round)

New England	**18**
Philadelphia	18
Indianapolis	17
Pittsburgh	14
Baltimore	13
N.Y. Giants	11

Overall Wins

(Includes Regular Season and Playoffs)

New England	**126**
Indianapolis	124
Pittsburgh	113
Philadelphia	113
Baltimore	100

Overall Winning Percentage

(Includes Regular Season and Playoffs)

Team	W	L	T	Pct.
New England	**126**	**52**	**0**	**.708**
Indianapolis	124	53	0	.701
Pittsburgh	113	60	1	.652
Philadelphia	113	64	1	.638
Green Bay	98	71	0	.580

Most Victories in a Season

(Inc. Playoffs), 2000-09

Team	Year	W
New England	**2007**	**18**
New England	**2003**	**17**
New England	**2004**	**17**
Baltimore	2000	16
St. Louis	2001	16
Pittsburgh	2004	16
Indianapolis	2006	16
Indianapolis	2009	16
New Orleans	2009	16

Most Victories in a Single Regular Season, 2000-09

Team	Year	W
New England	**2007**	**16**
Pittsburgh	2004	15
New England	**2003**	**14**
New England	**2004**	**14**
Indianapolis	2005	14
Indianapolis	2009	14
St. Louis	2001	14

Most points scored in a game in the 2000s

Rk	Team	Date	Opp	PF	PA
1	**NE**	**10/18/09**	**Ten**	**59**	**0**
2	CIN	11/28/04	Cle	58	48
3	STL	10/01/00	SD	57	31
4	NE	11/18/07	Buf	56	10
4	KC	10/24/04	Atl	56	10
4	NYJ	09/28/08	Ari	56	35
4	PHI	09/23/07	Det	56	21

Total Point Differential, 2000-09

Team	PF	PA	Diff.
New England	**4003**	**2897**	**+1106**
Indianapolis	4269	3286	+983
Philadelphia	3758	2883	+875
Pittsburgh	3585	2779	+806
Green Bay	3921	3282	+639

Playoff Games Hosted

New England	**9**
Philadelphia	9
Pittsburgh	8
Indianapolis	8

Major Sports League Titles, 2000-09

Los Angeles Lakers	NBA	4
New England Patriots	**NFL**	**3**
San Antonio Spurs	NBA	3
Boston Red Sox	MLB	2
Detroit Red Wings	NHL	2
Houston Dynamo	MLS	2
Los Angeles Galaxy	MLS	2
New Jersey Devils	NHL	2
New York Yankees	MLB	2
Pittsburgh Steelers	NFL	2
San Jose Earthquakes	MLS	2

Major Sports Conference Titles, 2000-09

Los Angeles Lakers	NBA	6
New England Patriots	**NFL**	**4**
New England Revolution	MLS	4
Los Angeles Galaxy	MLS	4
New York Yankees	MLB	4
Detroit Red Wings	NHL	3
New Jersey Devils	NHL	3
San Antonio Spurs	NBA	3

Seasons of NFL Playoff Advancement

Philadelphia	7
New England	**6**
Pittsburgh	5
Baltimore	4
Indianapolis	4
Green Bay	3
Oakland	3
Seattle	3
New Orleans	3

A DECADE OF DOMINANCE (2010-19)

The New England Patriots have earned more wins (141) in the past decade (2010-2019) than any other team in the NFL has over any 10-year span with 115 regular-season victories and 16 playoffs wins. They also own the highest winning percentage (.701) of any team in professional sports since 1994. The Patriots also won a league-leading three Super Bowls in the 2010s, increasing their total to six and tying them with the Pittsburgh Steelers for most all-time. The Patriots won more conference championships (5), appeared in more conference championship games (8) and won more division titles (9) than any other NFL team. This landmark decade comes on the heels of another dominant decade, as the Patriots also led the NFL in Super Bowl victories, conference championships, conference championship game appearances and division titles in the 2000s.

Super Bowl Titles

New England	**3**
Seattle	1
Denver	1
Green Bay	1
N.Y. Giants	1
Baltimore	1
Philadelphia	1

Conference Titles

New England	**5**
Seattle	2
Denver	2
Nine Teams	1

Division Titles

New England	**10**
Houston	6
Kansas City	6
Denver	5
Green Bay	5

Playoff Wins

New England	**16**
Green Bay	9
Seattle	9
Baltimore	7
Denver	6

Playoff Winning Percentage

Team	W	L	Pct.
N.Y. Giants	4	1	.800
New England	**16**	**6**	**.727**
Denver	6	3	.667
Baltimore	7	4	.636
San Francisco	5	3	.625
Green Bay	9	6	.600
Seattle	9	6	.600

Playoff Games Played

New England	**22**
Seattle	15
Green Bay	15
Pittsburgh	11
Baltimore	11
Denver	10

Overall Wins

(Includes Regular Season and Playoffs)

New England	**141**
Green Bay	109
Seattle	109
Pittsburgh	107
Baltimore	104

Overall Winning Percentage

(Includes Regular Season and Playoffs)

Team	W	L	T	Pct.
New England	**141**	**40**	**0**	**.779**
Green Bay	109	62	2	.636
Seattle	109	64	1	.629
Pittsburgh	107	62	1	.632
Baltimore	104	66	0	.612

Most Victories in a Season

(Inclunding Playoffs), 2010-19

Team	Year	W
New England	**2016**	**17**
Carolina	2015	17
Seattle	2013	16
Philadelphia	2017	16
New England	**2011**	**15**
New England	**2014**	**15**
New England	**2017**	**15**
L.A. Rams	2018	15
Denver	2013	15
Green Bay	2011	15

Most Victories in a Single Regular Season, 2010-19

Team	Year	W
Carolina	2015	15
Green Bay	2011	15
New England	**2016**	**14**
New England	**2010**	**14**
New England	**2017**	**13**
New England	**2013**	**13**
13 Teams		13

Most points scored in a game in the 2010s

Rk	Team	Date	Opp	PF	PA
1	NO	10/23/11	Ind	62	7
2	**NE**	**11/18/12**	**Ind**	**59**	**24**
2	OAK	10/24/10	Den	59	14
2	PHI	11/15/10	Was	59	28
2	BAL	09/08/19	Mia	59	10
3	NYJ	12/09/12	Ari	58	0

Total Point Differential, 2010-19

Team	PF	PA	Diff.
New England	**5355**	**3504**	**+1851**
Seattle	4200	3400	+800
Baltimore	4116	3355	+761
New Orleans	4704	4015	+689
Pittsburgh	4047	3381	+666

Playoff Games Hosted

New England	**16**
Denver	9
Seattle	7
Green Bay	6

Major Sports League Titles, 2010-19

New England Patriots	**NFL**	**3**
Golden State Warriors	NBA	3
L.A. Galaxy	MLS	3
San Francisco Giants	MLB	3
Chicago Blackhawks	NHL	3
Boston Red Sox	MLB	2
Miami Heat	NBA	2
Pittsburgh Penguins	NHL	2
L.A. Kings	NHL	2

Major Sports Conference Titles, 2010-19

New England Patriots	**NFL**	**5**
Golden State Warriors	NBA	5
Cleveland Cavaliers	NBA	4
Miami Heat	NBA	4
San Francisco Giants	MLB	3

Seasons of NFL Playoff Advancement

New England	**9**
Seattle	7
Green Bay	7
Pittsburgh	6
Kansas City	6

ALL-TIME DECADE DOMINANCE

All-Time Regular Season Wins Decade Leaders

Team	Decade	Regular Season	Postseason	Total
New England	**2010-2019**	**125-34 (.786)**	**16-6 (.727)**	**141-40 (.779)**
New England	**2000-09**	**112-48 (.700)**	**14-3 (.824)**	**126-51 (.712)**
Indianapolis	2000-09	115-45 (.719)	8-7 (.533)	123-52 (.703)
San Francisco	1990-99	113-47 (.706)	9-7 (.563)	122-54 (.693)

Most Playoff Victories in a Decade

Team	Decade	Playoff Wins	Championships
New England	**2010s**	**16**	**2014, 2016, 2018**
New England	**2000s**	**14**	**2001, 2003, 2004**
Dallas	1970s	14	1971, 1977
Pittsburgh	1970s	14	1974, 1975, 1978, 1979
San Francisco	1980s	13	1981, 1984, 1988, 1989
Dallas	1990s	12	1992, 1993, 1995
Washington	1980s	11	1982, 1987
Buffalo	1990s	10	--
Pittsburgh	2000s	10	2005, 2008
Philadelphia	2000s	10	--
Green Bay	2010s	9	2010
Seattle	2010s	9	2013
Green Bay	1960s	9	1961, 1962, 1965, 1966, 1967
Green Bay	1990s	9	1996

Regular Season Winning Percentage In A Decade

Team	Decade	Wins	Losses	Winning Percentage
New England	**2010's**	**125**	**34**	**78.62%**
Dallas	1970's	105	39	72.92%
Indianapolis	2000's	115	35	71.88%
Green Bay	1960's	96	37	71.38%
San Francisco	1990's	113	47	70.63%
San Francisco	1980's	104	47 (& 1 Tie)	68.75%

Regular Season Winning Percentage In Two Consecutive Decades

Team	Years	Wins	Losses	Ties	Winning Percentage
New England	**2000-2019**	**237**	**82**	**0**	**74.30%**
San Francisco	1980-1999	217	94	1	69.71