



SAINT THOMAS SPORTS PARK | 460 Great Circle Road | Nashville, TN 37228 | 615-565-4100 | TitansOnline.com | @Titans

ROBBIE BOHREN Senior Director of Communications | DWIGHT SPRADLIN Assistant Director of Media Relations  
JARED PUFFER Media Relations Manager | KIM SMITH Media Relations Coordinator

FOR IMMEDIATE RELEASE

AUGUST 12, 2019



## TITANS HOST PATRIOTS FOR PRACTICE AND PRESEASON HOME GAME



**Tennessee Titans (1-0) vs. New England Patriots (1-0)**

Saturday, Aug. 17, 2019 • 6 p.m. CDT • Nissan Stadium • Nashville, Tenn. • TV: WKRN

NASHVILLE — The Tennessee Titans (1-0) play the first home game of their preseason schedule this week, welcoming the Super Bowl Champion New England Patriots (1-0) to Nissan Stadium (capacity 69,143). Kickoff is scheduled for 6 p.m. CDT on Saturday, Aug. 17.

### THE BROADCAST

The game will be televised regionally on the Titans Preseason TV Network, including flagship WKRN-News 2 in Nashville. Play-by-play announcer **Dan Hellie** and analyst **Charles Davis** will call the action, and **Cory Curtis** will report from the sidelines.

Within the Nashville television market, fans can livestream the WKRN broadcast on their mobile devices at the Titans app and the Titans mobile website ([TitansOnline.com](http://TitansOnline.com)). Additionally, local fans can watch on desktop computers at [TitansOnline.com](http://TitansOnline.com).

The Titans Radio Network, including Nashville flagship 104.5 The Zone, will carry the game across the Mid-South with the "Voice of the Titans" **Mike Keith**, analyst **Dave McGinnis**, sideline reporter **Amie Wells** and gameday hosts **Rhett Bryan** and **Jonathan Hutton**.

### TITANS, PATRIOTS TO HOLD JOINT PRACTICES

This week's game follows two joint practices that the Titans and Patriots will hold during the week at Saint Thomas Sports Park. The sessions will be on Wednesday, Aug. 14 and Thursday, Aug. 15, beginning at 9:50 a.m. each day and lasting approximately two hours. The practices are free and open to the public, subject to weather conditions.

The Aug. 15 practice is the final opportunity in 2019 for fans to watch the Titans practice.

### LAST WEEK IN PHILADELPHIA

The Titans opened the preseason on the road last week with a 27-10 victory over the Philadelphia Eagles. Quarterbacks **Ryan Tannehill** and **Logan Woodside** each completed two touchdown passes, and the Titans defense held the Eagles to 227 yards and 10 first downs.

Starting quarterback **Marcus Mariota** was on the field for the first series of the game. He completed four passes for 24 yards—all to wide receiver **Adam Humphries**, a 2019 unrestricted free agent acquisition from the Tampa Bay Buccaneers.

Four different Titans caught a touchdown pass: fourth-year tight end **MyCole Pruitt**, second-year tight end **Anthony Firkser**, second-year wide receiver **Cody Hollister** and third-year wide receiver **Tanner McEvoy**.

Meanwhile, second-year wide receiver **Kalif Raymond** led the offense with six receptions and 80 yards, and he added three punt returns for 35 yards (long of 27) and a kickoff return for 24 yards. Raymond, who finished last season on the Titans practice squad, has spent time with the Denver Broncos, New York Jets and New York Giants since entering the NFL as an undrafted free agent in 2016.

### THE PATRIOTS

At the conclusion of the 2018 season, the Patriots won their sixth Super Bowl with head coach **Bill Belichick** and quarterback **Tom Brady**.

Belichick, who was born in Nashville, has 292 career wins as a head coach to rank third in NFL history, while his .685 career winning percentage is

## 2019 TITANS SCHEDULE

### PRESEASON

Day	Date	Opponent	Result/ Kickoff	Score/ TV
Thur.	Aug. 8	at Philadelphia	W	27-10
Sat.	Aug. 17	<b>NEW ENGLAND</b>	6 p.m.	WKRN
Sun.	Aug. 25	<b>PITTSBURGH</b>	7 p.m.	NBC
Thur.	Aug. 29	at Chicago	7 p.m.	WKRN

### REGULAR SEASON

Day	Date	Opponent	Kickoff	TV
Sun.	Sept. 8	at Cleveland	Noon	CBS
Sun.	Sept. 15	<b>INDIANAPOLIS</b>	Noon	CBS
Thur.	Sept. 19	at Jacksonville	7:20 p.m.	NFLN
Sun.	Sept. 29	at Atlanta	Noon	CBS
Sun.	Oct. 6	<b>BUFFALO</b>	Noon*	CBS
Sun.	Oct. 13	at Denver	3:25 p.m.*	CBS
Sun.	Oct. 20	<b>L.A. CHARGERS</b>	3:05 p.m.*	CBS
Sun.	Oct. 27	<b>TAMPA BAY</b>	Noon*	FOX
Sun.	Nov. 3	at Carolina	Noon*	CBS
Sun.	Nov. 10	<b>KANSAS CITY</b>	Noon*	CBS
Sun.	Nov. 17	Bye		
Sun.	Nov. 24	<b>JACKSONVILLE</b>	3:05 p.m.*	CBS
Sun.	Dec. 1	at Indianapolis	Noon*	CBS
Sun.	Dec. 8	at Oakland	3:25 p.m.*	CBS
Sun.	Dec. 15	<b>HOUSTON</b>	Noon*	CBS
Sun.	Dec. 22	<b>NEW ORLEANS</b>	Noon*	FOX
Sun.	Dec. 29	at Houston	Noon*	CBS

All kickoff times Central

\* Times subject to change



first in NFL history. He is in his 20th season as Patriots head coach.

Brady, who enters his 20th NFL season, ranks fourth all-time with 70,514 passing yards. The three-time NFL MVP totaled 4,355 passing yards and 29 touchdowns in 2018, ultimately leading the Patriots to a Super Bowl victory over the Los Angeles Rams.

Last week, the Patriots began the preseason with a 31-3 win at the Detroit Lions. Brady did not play in the contest, as New England instead went with 11th-year veteran **Brian Hoyer** (12-14, 147 yards, two touchdowns).

## FINGERTIP INFORMATION

Date of Game	Saturday, Aug. 17, 2019
Kickoff Time	6 p.m. CDT
Venue	Nissan Stadium
Tickets	(615) 565-4200
Location	Nashville, Tenn.
Opened in	1999
Capacity	69,143
Surface	Natural Grass

Home Team	Tennessee Titans (1-0)
Website	www.TitansOnline.com
Media Guide	www.TitansOnline.com/mediaguide
Franchise since	1960 (1960-96 Houston Oilers; 1997-98 Tennessee Oilers)
Ownership	Amy Adams Strunk (Controlling Owner and Co-Chairman, Board of Directors); Susie Adams Smith (Co-Chairman, Board of Directors); Kenneth S. Adams, IV (Board of Directors); Barclay Adams; Susan Lewis
President/CEO	Steve Underwood
EVP/General Manager	Jon Robinson
Head Coach	Mike Vrabel
Defensive Coordinator	Dean Pees
Offensive Coordinator	Arthur Smith
2018 Record	9-7 (3rd place, AFC South)
2018 NFL Offensive Rank	25 (Total), 7 (Rush), 29 (Pass)
2018 NFL Defensive Rank	8 (Total), 18 (Rush), 6 (Pass)

Visiting Team	New England Patriots (1-0)
Website	www.patriots.com
Franchise since	1960
Charman & CEO	Robert K. Kraft
President	Jonathan A. Kraft
Director of Player Personnel	Nick Caserio
Head Coach	Bill Belichick
Offensive Coordinator	Josh McDaniels
2018 Record	11-5 (1st place, AFC East – Super Bowl LIII Champions)
2018 NFL Offensive Rank	5 (Total), 5 (Rush), 8 (Pass)
2018 NFL Defensive Rank	21 (Total), 11 (Rush), 22 (Pass)

Referee.....Clay Martin

Television.....WKRN News 2

Play-by-Play	Dan Hellie
Analyst	Charles Davis
Sideline Reporter	Cory Curtis

### TITANS PRESEASON TELEVISION AFFILIATES:

Nashville/Flagship	WKRN Ch. 2 (ABC)
Bowling Green, Ky.	WNKY Ch. 40 (NBC 40.1/CBS 40.2)
Chattanooga, Tenn.	WRCB Ch. 3 (NBC)
Evansville, Ind.	WTVW Ch. 7 (CW)/WEHT Ch. 25 (ABC)
Honolulu, Hawaii	KHON Ch. 2 (FOX)
Huntsville, Ala.	WZDX Ch. 54.1 (FOX)/WAMY Ch. 54.2 (MyTV)
Jackson, Tenn.	WJKT Ch. 16 (FOX)
Johnson City, Tenn.	WJHL Ch. 11 (CBS)
Knoxville, Tenn.	WATE Ch. 6 (ABC)
Memphis, Tenn.	WLMT Ch. 30 (CW)/WATN Ch. 24 (ABC)



## TITANS-PATRIOTS SERIES AT A GLANCE

- Overall series (regular & postseason): Patriots lead 25-17-1
- Regular season series: Patriots lead 23-16-1
- Postseason series: Patriots lead 2-1
- Total points: Titans 871, Patriots 1,069
- Current streak: One win by the Titans
- Titans at home vs. Patriots: 11-7
- Titans on road vs. Patriots: 6-18-1 (including 1-2 in playoffs)
- Longest winning streak by Titans: 4 (1975-1980)
- Longest losing streak by Titans: 7 (2003-2017)
- Titans vs. Patriots at Nissan Stadium: 2-2
- Last time at Nissan Stadium: Patriots 10 at TITANS 34 (11-11-18)
- Titans vs. Patriots at Gillette Stadium: 0-5 (including 0-2 in playoffs)
- Last time at Gillette Stadium: Titans 14 at PATRIOTS 35 (Divisional Playoff on 1-13-18)
- First time: OILERS 24 at Boston Patriots 10 (11-25-60)
- Mike Vrabel's record vs. Patriots: 1-0
- Bill Belichick's record vs. Titans: 11-8 (4-6 with Cleveland; 7-2 with New England)
- Mike Vrabel's record vs. Bill Belichick: 1-0

## A TITANS VICTORY WOULD ...

- Improve the Titans' all-time preseason record at Nissan Stadium to 28-13.
- Give Mike Vrabel a 2-4 record in the preseason as a head coach.
- Give the Titans an all-time preseason record of 7-0 against the Patriots.



Radio	Titans Radio Network
Flagship	WGFX 104.5 FM-The Zone
Satellite Radio	Sirius 81, XM 81 SXM 226 (Streaming 830)
Play-by-Play	Mike Keith
Analyst	Dave McGinnis
Gameday Hosts	Rhett Bryan, Jonathan Hutton
Sideline Reporter	Amie Wells

### Scheduled Gameday Promotions (subject to change)

Fans Will Receive	Titans 2019 Magnetic Schedule sponsored by Coke and Kroger
National Anthem	Striking Matches
Halftime Entertainment	Youth Football



## SERIES HISTORY

The Houston Oilers and Boston Patriots were charter members of the American Football League in 1960. In the league's inaugural season, the Oilers swept both games, winning 24-10 in New England and 37-21 in Houston. The teams met 20 times as part of the AFL (1960-69), with the Patriots earning a 10-9-1 advantage.

Upon the AFL-NFL merger in 1970, the Oilers moved to the AFC Central Division, and the Patriots began play in the AFC East. They officially became the New England Patriots in 1971.

Since 1989, the Patriots and Titans have met 13 times, and all but four of those games were played in New England.

Most recently, the eventual Super Bowl Champion Patriots visited Tennessee in Week 10 of the 2018 season. **Marcus Mariota's** two touchdown passes and **Derrick Henry's** two rushing touchdowns helped the Titans to a 34-10 victory. The Titans never trailed in the game.

The last time the Titans traveled to New England in the regular season was Dec. 20, 2015. Mariota's rookie season came to an end with an injury during the game, and the Patriots used three turnovers and five sacks to prevail 33-16. Brady passed for 267 yards and two touchdowns in the New England victory.

There have been three all-time postseason meetings between the organizations, most recently in the 2017 Divisional round. Following a victory in the first round at Kansas City, the Titans traveled to face the top-seeded Patriots and fell by a final score of 35-14. Patriots quarterback **Tom Brady** passed for 337 yards and three touchdowns, out-dueling Titans quarterback **Marcus Mariota** (254 yards, two touchdowns).

In a 2003 AFC Divisional playoff at Gillette Stadium, which was then the coldest game in Oilers/Titans history (4 degrees at kickoff), the Titans fell to the Patriots by a final score of 17-14. The game was tied at 14 going into the fourth quarter, but **Adam Vinatieri** booted a 46-yard field goal with four minutes to play that would prove to be the game-winner. Tennessee had a shot at the end as **Drew Bennett** caught two passes from **Steve McNair** in the final two minutes, but a third pass to Bennett fell incomplete on fourth-and-12, ending the drive. New England advanced to the AFC Championship and ultimately won Super Bowl XXVIII.

In a 1978 Divisional playoff contest, the Oilers traveled to Schaefer Stadium and advanced to the AFC Championship with a 31-14 win, courtesy of three touchdown passes by **Dan Pastorini** and 118 rushing yards by **Earl Campbell**.

There have been six previous preseason meetings between the Titans and Patriots, with the Titans taking each of them. Their most recent preseason matchup was a 27-24 Titans victory at Gillette Stadium in 2007.

## ALL-TIME SERIES RESULTS

### TITANS vs. PATRIOTS Patriots lead 25-17-1

Date	Site	W/L	Score	Date	Site	W/L	Score
11-25-60	NE	W	24-10	9-21-75	NE	W	7-0
12-18-60	Hou	W	37-21	11-12-78	NE	W	26-23
10-13-61	NE	T	31-31	12-31-78	NE	W	31-14 (Div)
11-12-61	Hou	W	27-15	11-10-80	Hou	W	38-34
9-16-62	NE	L	21-34	10-18-81	NE	L	10-38
11-18-62	Hou	W	21-17	11-28-82	NE	L	21-29
11-1-63	NE	L	3-45	10-18-87	Hou	L	7-21
12-8-63	Hou	L	28-46	9-25-88	Hou	W	31-6
11-6-64	NE	L	24-25	10-8-89	NE	L	13-23
11-29-64	Hou	L	17-34	9-22-91	NE	L	20-24
9-19-65	Hou	W	10-31	10-17-93	NE	W	28-14
12-18-65	NE	L	14-42	9-20-98	NE	L	16-27
9-25-66	NE	L	21-27	12-16-02	Tenn	W	24-7
11-13-66	Hou	L	14-38	10-5-03	NE	L	30-38
11-5-67	NE	L	7-18	1-10-04	NE	L	14-17 (Div)
11-26-67	Hou	W	27-6	12-31-06	Tenn	L	23-40
10-13-68	NE	W	16-0	10-18-09	NE	L	0-59
12-15-68	Hou	W	45-17	9-9-12	Tenn	L	13-34
11-2-69	NE	L	0-24	12-20-15	NE	L	16-33
12-14-69	Hou	W	23-27	1-13-18	NE	L	14-35 (Div)
11-7-71	NE	L	20-28	11-11-18	Tenn	W	34-10
11-25-73	Hou	L	0-32				

## MOST RECENT MATCHUPS

### 2009 Week 6 • Oct. 18, 2009 • Titans 0 at PATRIOTS 59

The Titans fall to 0-6 on the season before beginning a five-game winning streak two weeks later after the bye ... Unexpected snow blankets the Gillette Stadium field during pregame ... Tom Brady passes for 380 yards and six touchdowns, including five in the second quarter and three to Randy Moss ... Chris Johnson rushes for 128 yards on 17 carries for the Titans ... The Patriots defense holds the Titans to minus-seven net passing yards.

### 2012 Week 1 • Sept. 9, 2012 • PATRIOTS 34 at Titans 13

Jake Locker records his first NFL start and completes 23 of 32 passes for 229 yards, one touchdown and one interception ... Patriots get 236 passing yards and two touchdown passes from Tom Brady and add 125 rushing yards from Stevan Ridley ... Patriots tight ends Rob Gronkowski and Aaron Hernandez combine for 12 receptions for 119 yards and two touchdowns ... Locker leaves the game in the fourth quarter with a left shoulder injury ... Chris Johnson limited to four yards on 11 carries.

### 2015 Week 15 • Dec. 20, 2015 • Titans 16 at PATRIOTS 33


Marcus Mariota is knocked out of the game in the second quarter with a knee injury, and Zach Mettenberger comes on to complete 20 of 28 passes for 242 yards and two touchdowns ... Tight end Delanie Walker scores two touchdowns ... Tom Brady leads the Patriots with 267 yards and a pair of touchdown passes ... The Patriots produce five sacks and force three turnovers, including a fumble recovery for a touchdown, helping them build a 24-3 lead in the first half.

### 2017 Divisional Round • Jan. 13, 2018 • Titans 14 at PATRIOTS 35

The Titans' season comes to an end in New England courtesy of a 337-yard, three-touchdown passing performance by Tom Brady ... Marcus Mariota passes for 254 yards with a pair of touchdown passes to rookie receiver Corey Davis (five catches for 63 yards) ... The Titans take a 7-0 lead into the second quarter before the Patriots score 35 consecutive points ... Five different Patriots score touchdowns ... Danny Amendola catches 11 passes for 112 yards for New England ... Mariota is sacked eight times.

### 2018 Week 10 • Nov. 11, 2018 • Patriots 10 at TITANS 34

The Titans score 17 points in the first quarter and never trail in the contest ... Marcus Mariota passes for 228 yards with touchdown passes to tight end Jonnu Smith and receiver Corey Davis ... Davis totals 125 yards on seven catches ... Derrick Henry rushes for two touchdowns ... The Titans defense shuts out the Patriots in the second half and for the game limits the Patriots to 40 rushing yards on 19 attempts ... The Titans sack Tom Brady three times and hold him to a 70.6 passer rating.




Click to access the 2019 Titans Media Guide

# TITANS-PATRIOTS: THE LAST MEETING



Titans 34, Patriots 10

Week 10 • Sunday, Nov. 11, 2018 • 12:00 p.m. CT • Nissan Stadium



## GAME RECAP

In Week 10 of the 2018 season, the Titans hosted the New England Patriots and won by a score of 34-10.

On the opening kickoff, WR Darius Jennings returned the ball 58 yards and helped set the tone for Tennessee. As the Titans offense took the field, QB Marcus Mariota constructed a seven-play, 40-yard scoring drive that resulted in a four-yard touchdown pass to TE Jonnu Smith, as Tennessee put up points early, 7-0. New England's offense took the field and responded with their own scoring drive. Patriots QB Tom Brady connected with Patriots WR Josh Gordon for a 44-yard reception that flipped field position, but the Titans defense held up as New England was forced to settle for a 52-yard field goal. The Patriots got on the board, 7-3.

On the ensuing Tennessee possession, the Titans engineered another touchdown drive. With first down rushes by RB Dion Lewis (two), and RB Derrick Henry, and a first down reception by WR Corey Davis, the drive culminated in a 23-yard receiving score from Mariota to Davis. Tennessee doubled its lead, 14-3. Also in the first quarter, K Ryan Succop tacked on a 33-yard field goal as the Titans scored 17 points in the first quarter and posted a 17-3 lead.

In the second quarter, Brady tossed first down passes to Patriots WR Julian Edelman, Gordon, and Patriots RB James White, and Patriots RB Sony Michel added one rushing first down, but it was Patriots FB James Develin who ran in a one-yard score as New England cut the Titans' lead, 17-10. On the following drive, Davis, who ultimately finished the day with 125 receiving yards, helped the Titans battle back from a second-and-17 as he grabbed a 20-yard pass to move the chains. Smith and TE Anthony Firkser also converted first downs, to set up a one-yard rushing score by Henry. The Titans tacked on their third touchdown of the first half and went ahead, 24-10. The Patriots began driving on the following possession, but CB Logan Ryan halted New England's momentum and closed out the first half with a seven-yard sack of Brady.

In the third quarter, Tennessee put together a 10-play, 78-yard scoring drive with help by a 26-yard reception by WR Cameron Batson, a 27-yard reception by Davis, and a 20-yard scamper by Mariota, all of which went for first downs. Succop converted a 31-yard kick, as the Titans increased their lead, 27-10. New England punted on all of its third-quarter possessions.

In the fourth quarter, Tennessee secured the victory with another score. The Titans moved down the field with help from a trick play, as Jennings passed the ball 21 yards to Mariota. At the New England 10-yard line, Henry took the direct snap and ran into the end zone untouched for his second touchdown of the day, 34-10 Tennessee.

On the day, Tennessee's defense allowed just three third-down conversions on 15 attempts and sacked Brady a total of three times. With a 34-10 victory over the Patriots, the Titans improved to 5-4 on the season, and earned the team's second victory in six days.

## SCORING

	1	2	3	4	Final
New England	3	7	0	0	10
Tennessee	17	7	3	7	34

TEAM	SCORING PLAY	TIME
Titans	J.Smith 4 yd. pass from M.Mariota (R.Succop kick)	1-11:29
Patriots	S.Gostkowski 52 yd. Field Goal	1-9:19
Titans	C.Davis 23 yd. pass from M.Mariota (R.Succop kick)	1-5:58
Titans	R.Succop 33 yd. Field Goal	1-2:35
Patriots	J.Develin 1 yd. run (S.Gostkowski kick)	2-12:49
Titans	D.Henry 1 yd. run (R.Succop kick)	2-1:09
Titans	R.Succop 31 yd. Field Goal	3-4:15
Titans	D.Henry 10 yd. run (R.Succop kick)	4-7:13

Missed FGs: S. Gostkowski 52WL.

Attendance: 69,363.

Time of Game: 2:59.

Weather: 46° F, wind SSW 4 mph.

Referee: Bill Vinovich.

CLICK TO WATCH HIGHLIGHTS



## TEAM STATISTICS

	Patriots	Titans
TOTAL FIRST DOWNS	16	23
THIRD DOWN EFFICIENCY	3-15-20%	5-12-42%
FOURTH DOWN EFFICIENCY	2-3-67%	0-0-0%
TOTAL NET YARDS	284	385
Plays - Avg	65-4.4	63-6.1
NET YARDS RUSHING	40	150
Rushes - Avg.	19-2.1	36-4.2
NET YARDS PASSING	244	235
Sacks - Yards Lost	3-23	2-14
PASS ATT-COMP-INT	43-23-0	25-17-0
PUNTS - Avg.	6-49.7	5-48.2
PUNT RETURNS - Yards	2-30	3-42
KICKOFF RETURNS - Yards	3-74	2-78
Interceptions - Yards	0-0	0-0
PENALTIES Number and Yards	4-31	4-35
FUMBLES - Lost	0-0	3-0
TOUCHDOWNS	1	4
EXTRA POINTS Made-Attempts	1-1	4-4
FIELD GOALS Made-Attempts	1-2	2-2
RED ZONE EFFICIENCY	1-1-100%	4-6-67%
GOAL TO GO EFFICIENCY	1-1-100%	3-3-100%
SAFETIES	0	0
GIVEAWAYS	0	0
TAKEAWAYS	0	0
TIME OF POSSESSION	27:03	32:57

## PATRIOTS STARTERS

OFFENSE	DEFENSE
WR 10 J.Gordon	LDE 98 T.Flowers
LT 77 T.Brown	LDT 93 L.Guy
LG 62 J.Thuney	RDT 91 D.Wise
C 60 D.Andrews	RDE 58 K.Davis
RG 75 T.Karras	LB 54 D.Hightower
RT 61 M.Cannon	LB 21 D.Harmon
TE 83 D.Allen	LB 53 K.Van Noy
WR 11 J.Edelman	RCB 24 S.Gilmore
QB 12 T.Brady	LCB 30 J.McCourt
RB 84 C.Patterson	S 23 P.Chung
RB 28 J.White	S 32 D.McCourt

## TITANS STARTERS

OFFENSE	DEFENSE
WR 19 T.Sharpe	DE 90 D.Jones
TE 81 J.Smith	DT 99 J.Casey
LT 77 T.Lewan	OLB 44 K.Correa
LG 67 Q.Spain	ILB 59 W.Woodyard
C 60 B.Jones	ILB 55 J.Brown
RG 64 J.Kline	OLB 98 B.Orakpo
RT 71 D.Kelly	CB 26 L.Ryan
RB 33 D.Lewis	CB 25 A.Jackson
WR 84 C.Davis	SS 24 K.Vaccaro
QB 8 M.Mariota	FS 31 K.Byard
RB 22 D.Henry	CB 21 M.Butler

## PATRIOTS INDIVIDUAL STATISTICS

Rushing	Att	Yds	Avg	Lg	TD
S.Michel	11	31	2.8	7	0
C.Patterson	4	11	2.8	9	0
B.Hoyer	1	2	2.0	2	0
J.Develin	1	1	1.0	1	1
T.Brady	1	0	0.0	0	0
J.White	1	-5	-5.0	-5	0
Total	19	40	2.1	9	1

Passing	Att	Cmp	Yds	TD	Lg	IN	Rt
T.Brady	41	21	254	0	44	0	70.6
B.Hoyer	1	1	7	0	7	0	95.8
J.Edelman	1	1	6	0	6	0	91.7
Total	43	23	267	0	44	0	72.5

Receiving	No	Yds	Avg	Lg	TD
J.Edelman	9	104	11.6	30	0
J.White	5	31	6.2	11	0
J.Gordon	4	81	20.3	44	0
P.Dorsett	2	18	9.0	11	0
J.Hollister	1	17	17.0	17	0
D.Allen	1	10	10.0	10	0
T.Brady	1	6	6.0	6	0
Total	23	267	11.6	44	0

Interceptions	No	Yds	Avg	Lg	TD
None					
Total	0	0	-	-	0

## Leading Tacklers (Press Box Totals)

K. Van Noy 12-5-7; E. Roberts 6-4-2, M. Brown 6-3-3.

Sacks: E. Roberts 1; S. Gilmore 1.

FF: S. Gilmore 1.

FR: None.

## TITANS INDIVIDUAL STATISTICS

Rushing	Att	Yds	Avg	Lg	TD
D.Henry	11	58	5.3	14	2
D.Lewis	20	57	2.9	12	0
M.Mariota	2	21	10.5	20	0
D.Fluellen	3	14	4.7	13	0
Total	36	150	4.2	20	2

Passing	Att	Cmp	Yds	TD	Lg	IN	Rt
M.Mariota	24	16	228	2	29	0	125.0
D.Jennings	1	1	21	0	21	0	118.8
Total	25	17	249	2	29	0	126.9

Receiving	No	Yds	Avg	Lg	TD
C.Davis	7	125	17.9	27	1
J.Smith	3	45	15.0	29	1
C.Batson	2	36	18.0	26	0
D.Lewis	2	11	5.5	8	0
M.Mariota	1	21	21.0	21	0
A.Firkser	1	11	11.0	11	0
D.Jennings	1	0	0.0	0	0
Total	17	249	14.6	29	2

Interceptions	No	Yds	Avg	Lg	TD
None					
Total	0	0	-	-	0

## Leading Tacklers (Coaching Totals)

W. Woodyard 12-11-1; L. Ryan 7-5-2; K. Vaccaro 6-3-3.

Sacks: W. Woodyard 1.5; L. Ryan 1; J. Brown 0.5.

FF: None.

FR: None.

GAME PREVIEW

TEAM NOTES

PLAYER NOTES

MEDIA

STATISTICS

ROSTERS



## 2018 TALE OF THE TAPE

OFFENSE	Tenn.	N.E.	NFL/Avg
GAMES (Won-Lost)	9-7	11-5	---
FIRST DOWNS	289	365	326.9
Rushing	106	131	100.2
Passing	156	206	196.1
Penalty	27	28	30.6
YDS GAINED (tot)	4998	6295	5635.4
Avg per Game	312.4	393.4	352.2
RUSHING (net)	2023	2037	1831.2
Avg per Game	126.4	127.3	114.4
Rushes	454	478	414.7
Yards per Rush	4.5	4.3	4.4
PASSING (net)	2975	4258	3804.3
Avg per Game	185.9	266.1	237.8
Passes Att.	437	574	552.2
Completed	293	378	358.2
Pct Completed	67.0	65.9	64.9
Yards Gained	3255	4405	4070.8
Sacked	47	21	40.0
Yards Lost	280	147	266.6
Had intercepted	12	11	13.1
Yards Opp Ret	219	67	173.6
Opp TDs on Int	1	0	1.4
PUNTS	75	64	69.2
Avg Yards	46.4	45.1	45.0
PUNT RETURNS	27	26	28.4
Avg Return	8.8	7.7	8.5
Returned for TD	0	0	0.2
KICKOFF RETURNS	23	28	30.3
Avg Return	32.0	27.0	22.9
Returned for TD	1	1	0.2
PENALTIES	82	93	107.7
Yards Penalized	727	744	919.5
FUMBLES BY	18	11	20.1
Fumbles Lost	6	7	8.7
Opp Fumbles	14	20	20.1
Opp Fum Lost	6	10	8.7
POSS. TIME (avg)	29:28	31:05	30:00
TOUCHDOWNS	34	51	42.8
Rushing	15	18	13.7
Passing	16	29	26.5
Returns	3	4	2.7
EXTRA-PT KICKS	28/31	49/50	94%
2-PT CONVERSIONS	0/1	0/1	51%
FIELD GOALS/FGA	26/30	27/32	25/30
POINTS SCORED	310	436	373.5

DEFENSE	Tenn.	N.E.	NFL/Avg
POINTS ALLOWED	303	325	373.5
OPP FIRST DOWNS	298	322	326.9
Rushing	98	93	100.2
Passing	182	208	196.1
Penalty	18	21	30.6
OPP YARDS GAINED	5334	5746	5635.4
Avg per Game	333.4	359.1	352.2
OPP RUSHING(net)	1863	1803	1831.2
Avg per Game	116.4	112.7	114.4
Rushes	429	367	414.7
Yards per Rush	4.3	4.9	4.4
OPP PASSING(net)	3471	3943	3804.3
Avg per Game	216.9	246.4	237.8
Passes Att.	533	605	552.2
Completed	337	370	358.2
Pct Completed	63.2	61.2	64.9
Sacked	39	30	40.0
Yards Lost	248	238	266.6
INTERCEPTED BY	11	18	13.1
Yards Returned	120	156	173.6
Returned for TD	2	1	1.4
OPP PUNT RETURNS	33	25	28.4
Avg return	9.0	10.2	8.5
OPP KICKOFF RET	25	42	30.3
Avg return	27.8	24.6	22.9
OPP TOUCHDOWNS	32	36	42.8
Rushing	9	7	13.7
Passing	21	29	26.5
Returns	2	0	2.7



## 2019 SCHEDULES &amp; RESULTS



PRESEASON			
Date	Opponent	W/L	Score
08/08	at Philadelphia	W	27-10
08/17	New England		
08/25	Pittsburgh		
08/29	at Chicago		

REGULAR SEASON			
Date	Opponent	W/L	Score
09/08	at Cleveland		
09/15	Indianapolis		
09/19	at Jacksonville		
09/29	at Atlanta		
10/06	Buffalo		
10/13	at Denver		
10/20	LA Chargers		
10/27	Tampa Bay		
11/3	at Carolina		
11/10	Kansas City		
11/24	Jacksonville		
12/01	at Indianapolis		
12/08	at Oakland		
12/15	Houston		
12/22	New Orleans		
12/29	at Houston		

PRESEASON			
Date	Opponent	W/L	Score
08/08	at Detroit	W	31-3
08/17	at Tennessee		
08/22	Carolina		
08/29	N.Y. Giants		

REGULAR SEASON			
Date	Opponent	W/L	Score
09/08	Pittsburgh		
09/15	at Miami		
09/22	New York Jets		
09/29	at Buffalo		
10/06	at Washington		
10/10	New York Giants		
10/21	at New York Jets		
10/27	Cleveland		
11/3	at Baltimore		
11/17	at Philadelphia		
11/24	Dallas		
12/01	at Houston		
12/08	Kansas City		
12/15	at Cincinnati		
12/21or22	Buffalo		
12/29	Miami		

## 2018 REGULAR SEASON INDIVIDUAL LEADERS

Passing		Att	Cmp	Yds	Pct	Y/Att	TD	Int	Lg	Sack/Lost	Rtg
Titans	M. Mariota	331	228	2,528	68.9	7.6	11	8	61t	42/ 243	92.3
Patriots	T. Brady	570	375	4,355	65.8	7.6	29	11	63t	21/ 147	97.7

Rushing		No.	Yds	Avg	Long	TD
Titans	D. Henry	215	1,059	4.9	99t	12
	D. Lewis	155	517	3.3	36	1
Patriots	S. Michel	209	931	4.5	34t	6
	J. White	94	425	4.5	27t	5

Receiving		No.	Yds	Avg	Long	TD
Titans	C. Davis	65	891	13.7	51	4
	D. Lewis	59	400	6.8	37	1
	T. Taylor	37	466	12.6	55	1
Patriots	J. White	87	751	8.6	42	7
	J. Edelman	74	850	11.5	36	6
	R. Gronkowski	47	682	14.5	42	3

Interceptions		No.	Yds	Avg	Long	TD
Titans	K. Byard	4	1	0.3	1	0
Patriots	D. Harmon	4	0	0.0	0	0

Punting		No.	Yds	Avg	Net	TB	In	Lg	B
Titans	B. Kern	74	3,483	47.1	41.7	3	39	62	1
Patriots	R. Allen	64	2,885	45.1	39.5	5	21	66	0

Punt Returns		No.	FC	Yds	Avg	Lg	TD
Titans	A. Jackson	16	9	148	9.3	26	0
Patriots	J. Edelman	20	11	154	7.7	25	0

Kickoff Returns		No.	Yds	Avg	Lg	TD
Titans	D. Jennings	22	698	31.7	94	1
Patriots	C. Patterson	23	663	28.8	95	1

Scoring/Kickers		PAT	FG	Pts
Titans	R. Succop	28/31	26/30	106
Patriots	S. Gostkowski	49/50	27/32	130

Sacks		Tot
Titans	J. Casey	7.0
Patriots	T. Flowers	7.5

Tackles *		Tot	Solo	Asst
Titans	W. Woodyard	124	85	39
Patriots	K. Van Noy	89	54	35

\* Titans tackle statistics from coaches' tally; opponents' tackles from press box tally

## 2018 INDIVIDUAL NFL RANKINGS

(qualifiers only, where applicable)

Category	Team	Player	Stat	NFL Rank
Passer Rating	Titans	Marcus Mariota	92.3	22
	Patriots	Tom Brady	97.7	12
Passing Yards	Titans	Marcus Mariota	2,528	26
	Patriots	Tom Brady	4,355	7
Passing TDs	Titans	Marcus Mariota	11	30t
	Patriots	Tom Brady	29	10
Rushing Yards	Titans	Derrick Henry	1,059	7
	Patriots	Sony Michel	931	15
Rushing Average	Titans	Derrick Henry	4.9	11t
	Patriots	Sony Michel	4.5	30
Rushing TDs	Titans	Derrick Henry	12	3t
	Patriots	Sony Michel	6	19t
Receptions	Titans	Corey Davis	65	40t
	Patriots	James White	87	15t
Receiving Yards	Titans	Corey Davis	891	24
	Patriots	Julian Edelman	850	28
Receiving TDs	Titans	Corey Davis	4	63t
	Patriots	James White	7	16t
Sacks	Titans	Jurrell Casey	7.0	38t
	Patriots	Trey Flowers	7.5	34t
Interceptions	Titans	Kevin Byard	4	7t
	Patriots	Duron Harmon	4	7t

## INDIVIDUAL HIGHLIGHTS VS. THE PATRIOTS

### WR Corey Davis

- On 11/11/18 against New England, Davis caught seven passes for 125 yards and one touchdown. His receptions and yards rank as the second-most in a single game in his career.
- On 1/13/18 at New England in the divisional round, Davis made five receptions for 63 yards and two scores, including his first two career touchdowns.

### WR/KR Darius Jennings

- On 11/11/18 against New England, Jennings returned two kicks for 78 yards, including a long of 58.

### RB Dion Lewis

- On 11/11/18 against New England, Lewis carried the ball 20 times for 57 yards and added two catches for 11 yards against his former team. His 20 rushes were the second-most in a single game in his career.

### QB Marcus Mariota

- On 11/11/18 against New England, Mariota completed 16 of 24 passes for 228 yards with two touchdowns and a 125.0 passer rating. Carried the ball twice for 21 yards and added one 21-yard reception.
- On 1/13/18 at New England in the divisional round, Mariota completed 22 of 37 passes for 254 yards and two scores. Added four rushes for 37 yards.

### CB Logan Ryan

- On 11/11/18 against New England, Ryan totaled seven tackles and one sack against his former team.
- On 1/13/18 in the divisional round at New England, Ryan posted a playoff single-game high 11 tackles against his former team.

### TE Jonnu Smith

- On 11/11/18 against New England, Smith caught three passes for a then-career-high 45 yards and one touchdown.

### QB Ryan Tannehill

- In 11 career contests against the Patriots as a member of the Miami Dolphins, Tannehill recorded five 300-yard passing games and threw 15 touchdowns.
- On 9/18/16 at New England, he completed 32 of 45 passes for 387 yards and two touchdowns.
- On 12/9/18 against New England, Tannehill completed 14 of 19 passes for 265 yards and three scores with a passer rating of 155.2.

### OLB Cameron Wake

- In 19 career games against New England, Wake has tallied 43 tackles, 10.5 sacks and two forced fumbles.
- On 9/7/14 against New England, Wake totaled three tackles, two sacks and two forced fumbles as a member of the Miami Dolphins.

### TE Delanie Walker

- In three regular season contests against New England, Walker has caught five passes for 106 yards and three touchdowns.

- On 12/20/15 at New England, Walker made two catches for 65 yards and two touchdowns, marking his second career multi-touchdown game.

### ILB Wesley Woodyard

- On 11/24/13 at New England, Woodyard posted 15 tackles as a member of the Denver Broncos, which is tied for his second-highest single-game tackle total.
- On 11/11/18 against New England, Woodyard tallied 12 tackles and 1.5 sacks.

## LAST WEEK'S STARTERS

Titans vs. Eagles | Patriots vs. Lions

TITANS OFFENSE			PATRIOTS DEFENSE		
WR	10	Adam Humphries	DT	71	Danny Shelton
TE	85	MyCole Pruitt	DT	70	Adam Butler
LT	71	Dennis Kelly	DT	90	Shilique Calhoun
LG	75	Jamil Douglas	LB	55	John Simon
C	60	Ben Jones	LB	8	Jamie Collins
RG	66	Kevin Pamphile	LB	51	Ja'Whaun Bentley
RT	78	Jack Conklin	DB	33	Joejuan Williams
WR	19	Tajae Sharpe	DB	21	Duron Harmon
WR	13	Taywan Taylor	S	29	Duke Dawson
QB	8	Marcus Mariota	S	27	J.C. Jackson
RB	33	Dion Lewis	DB	25	Terrrence Brooks
TITANS DEFENSE			PATRIOTS OFFENSE		
DT	90	DaQuan Jones	WR	16	Jakobi Meyers
DT	94	Austin Johnson	TE	83	Matt LaCosse
OLB	44	Kamalei Correa	LT	72	Dan Skipper
ILB	55	Jayon Brown	LG	64	Hjalte Froholdt
ILB	54	Rashaan Evans	C	75	Ted Karras
OLB	56	Sharif Finch	RG	66	James Ferentz
CB	25	Adoree' Jackson	RT	68	Tyree St. Louis
SS	24	Kenny Vaccaro	WR	13	Phillip Dorsett
FS	31	Kevin Byard	QB	2	Brian Hoyer
CB	26	Logan Ryan	FB	47	Jakob Johnson
CB	21	Malcolm Butler	RB	38	Brandon Bolden

## THIS WEEK'S NFL SCHEDULE

All Times Central

### Thursday, August 15

Philadelphia	at Jacksonville	6:00
New York Jets	at Atlanta	6:30
Green Bay	at Baltimore	6:30
Cincinnati	at Washington	6:30
Oakland	at Arizona (ESPN)	7:00

### Friday, August 16

Buffalo	at Carolina	6:00
Chicago	at New York Giants	6:30
Miami	at Tampa Bay	6:30

### Saturday, August 17

Cleveland	at Indianapolis	3:00
New England	at Tennessee	6:00
Kansas City	at Pittsburgh	6:30
Detroit	at Houston	7:00
Dallas	vs. Los Angeles Rams (Hawai'i)	9:00

### Sunday, August 18

New Orleans	at Los Angeles Chargers (CBS)	3:00
Seattle	at Minnesota (FOX)	7:00

### Monday, August 19

San Francisco	at Denver (ESPN)	7:00
---------------	------------------	------



## WHERE THE TEAMS RANKED IN 2018

### 2018 OFFENSIVE STATISTICS AND NFL RANKING

OFFENSIVE CATEGORY	TITANS STAT (RANK)	PATRIOTS STAT (RANK)
Yards / Game	312.4 (25)	393.4 (5)
Yards / Play	5.33 (23)	5.87 (9)
Rushing Yards / Game	126.4 (7)	127.3 (5)
Rushing Yards / Play	4.46 (16)	4.26 (20)
Passing Yards / Game	185.9 (29)	266.1 (8)
Passing Yards / Play	6.81 (18)	7.42 (8)
Interception Rate	2.75% (23)	1.92% (11)
Sacks / Pass Attempt	10.76% (29)	3.66% (3)
First Downs / Game	18.1 (26)	22.8 (8)
Punt Return Avg	8.8 (14)	7.7 (18)
Kickoff Return Avg	32.0 (1)	27.0 (2)
Field Goals Made	86.67% (14)	84.38% (16t)
3rd Down Pct	40.00% (15)	40.80% (13)
4th Down Pct	58.33% (15)	50.00% (20t)
Red Zone Pct	53.19% (23)	59.65% (15)
Goal to Go%	73.91% (21)	63.89% (26)
Avg Time of Possession	29:28 (22)	31:05 (7)
Points / Game	19.4 (27)	27.3 (6)
Turnover Ratio	-1 (21)	+10 (5)

### 2018 DEFENSIVE STATISTICS AND NFL RANKING

DEFENSIVE CATEGORY	TITANS STAT (RANK)	PATRIOTS STAT (RANK)
Yards / Game	333.4 (8)	359.1 (21)
Yards / Play	5.33 (7)	5.73 (20)
Rushing Yards / Game	116.4 (18)	112.7 (11)
Rushing Yards / Play	4.34 (15)	4.91 (29)
Passing Yards / Game	216.9 (6)	246.4 (22)
Passing Yards / Play	6.51 (7)	6.52 (8)
Interception Rate	2.06% (23)	2.98% (6)
Sacks / Pass Attempt	7.32% (15t)	4.96% (31)
First Downs / Game	18.6 (5t)	20.1 (17t)
Punt Return Avg	9.0 (21)	10.2 (26)
Kickoff Return Avg	27.8 (32)	24.6 (26)
3rd Down Pct	36.59% (10)	38.58% (16)
4th Down Pct	55.00% (16t)	37.50% (2)
Red Zone Pct	44.68% (2)	58.70% (16)
Goal to Go%	57.14% (3)	77.27% (19t)
Points / Game	18.9	20.3
Point Differential / Game	0.4 (15)	6.9 (5)
Yard Differential / Game	-21.0 (25)	34.3 (8)

## PATRIOTS HEAD COACH BILL BELICHICK

### BILL BELICHICK AT A GLANCE

- **Regular season record:** 261-123
- **Postseason record:** 31-11
- **Overall record:** 292-134
- **vs. Titans:** 11-8 (4-6 with Cle.; 7-2 with N.E.)
- **on the road vs. Titans:** 5-4
- **at home vs. Titans:** 6-4
- **vs. Mike Vrabel:** 0-1
- **Year as Patriots head coach:** 20
- **Year as NFL head coach:** 25



#### Bill Belichick's Assistant Coaching Staff:

Josh McDaniels	Offensive Coordinator / Quarterbacks
Cameron Achord	Assistant Special Teams
Steve Belichick	Safeties
Moses Cabrera	Head Strength and Conditioning
Nick Caley	Tight Ends
Ivan Fears	Running Backs
James Hardy	Assistant Strength & Conditioning
Joe Judge	Special Teams Coordinator / Wide Receivers
Deron Mayo	Assistant Strength & Conditioning
Dante Scarnecchia	Offensive Line
Cole Popovich	Assistant Running Backs
Mick Lombardi	Assistant Quarterbacks
Bret Bilema	Defensive Line
Jerod Mayo	Inside Linebackers
Demarcus Covington	Outside Linebackers
Mike Pellegrino	Cornerbacks

**Bill Belichick** is in his 45th season as an NFL coach, his 25th season as an NFL head coach and his 20th season as the head coach of the Patriots.

During the 2017 season, Belichick became the third winningest coach in NFL history, surpassing **Tom Landry's** (270) career win total. He has led the Patriots to 18 consecutive winning seasons (2001-2018). The only other NFL coach to have at least 10 consecutive winning seasons with one team since the 1970 merger was Landry, who led the Dallas Cowboys to 16 consecutive winning seasons (1970-1985).

Through 19 full seasons with New England, Belichick has delivered six Super Bowl championships, nine conference titles, 17 division crowns and 31 playoff victories.

Belichick led the Patriots to a 13-3 victory against the Los Angeles Rams in Super Bowl LIII, his sixth Super Bowl win as a head coach and the most of all time. In the process, he was able to secure his fourth AFC title in five years while winning his 10th straight AFC East division title.

Belichick guided New England to a 34-28 overtime win against Atlanta in Super Bowl LI, his fifth Super Bowl win as a head coach, passing **Chuck Noll** for the most in league history. In the process, he won his 26th career playoff game, adding to his NFL record.

In 2016, Belichick led the Patriots to a 14-2 regular-season record to become the first head coach to win at least 14 regular season games in five separate seasons. He also captured his 14th AFC East title, passing Landry and Shula with 13. It was the eighth consecutive division crown for New England, which is also an NFL record.

In 2014, Belichick led the Patriots to a win in Super Bowl XLIX, his fourth Super Bowl win as a head coach, matching Noll for most Super Bowl victories. In the process, he won three postseason games to set an NFL record for career playoff victories by a head coach.

From 2003-12, Belichick won more regular-season games (126) and more games overall (140) over a 10-year stretch than any other head coach in NFL history.

In 2007, Belichick earned Associated Press NFL Coach of the Year honors as the Patriots became the fourth team in the league's 90-year history to complete an undefeated regular season.

In 2005, New England won 11 games despite being forced to use 45 different starters, an NFL record for a division champion. New England capped off the 2004 season with another memorable playoff run, culminating in a 24-21 victory over the Philadelphia Eagles in Super Bowl XXXIX.

In 2001, his second season with the Patriots, the team rebounded from a 5-11 record in 2000 to improve to 11-5, tying what was then the franchise regular-season record for wins. With a 20-17 victory over the Rams in Super Bowl XXXVI, the Patriots tied the franchise's then-record of 14 overall wins. In 2003 and 2004, the Patriots eclipsed those marks in each season, posting identical 14-2 records in the regular season and notching 17 total wins and a Super Bowl title in each year.

Born in Nashville, Belichick grew up in Annapolis, Md., and later was a center and tight end at Wesleyan University in Middletown, Conn. He launched his coaching career in 1975 with the Baltimore Colts and continued as an assistant coach with Detroit (1976-77), Denver (1978) and the New York Giants (1979-1990).



## TITANS-PATRIOTS CONNECTIONS

### FORMER PATRIOTS

- Titans general manager **Jon Robinson** spent 12 years with the Patriots, including his last five years there (2009-13) as the director of college scouting. He joined the Patriots as an area scout in 2002, a role he served for four seasons. Robinson then spent two years (2006-07) as a regional scout, before being promoted to assistant director of college scouting in 2008 and then director in 2009. In his time scouting for the Patriots, the team won 10 division titles, four conference titles, and two Super Bowls (2003, 2004). A number of Patriots players he scouted also contributed to the Super Bowl win following the 2014 campaign, when Robinson had already left the club for Tampa Bay.
- Titans head coach **Mike Vrabel** played under Patriots head coach **Bill Belichick** from 2001-08. Vrabel, who played 125 games with the Patriots, earned three Super Bowl victories (2001, 2003 and 2004), one Pro Bowl selection (2007) and an All-Pro honor (2007) with the club. His career statistics in New England included 48 sacks and 11 interceptions in the regular season, and he added eight touchdown receptions.
- Titans defensive coordinator **Dean Pees** joined the Patriots staff as the linebackers coach (2004) before being elevated to the defensive coordinator and serving in that role from 2006-09. Under his tenure, New England was the only NFL team to finish in the top 10 in scoring defense for four consecutive seasons.
- Titans CB **Malcolm Butler** signed with the Patriots as an undrafted free agent following the 2014 NFL Draft. He spent four seasons with the organization, finishing his stint with 56 passes defended and nine interceptions, including one of his most famous in Super Bowl XLIX at the goal line to seal a championship for the Patriots against the Seattle Seahawks.
- Titans RB **Dion Lewis** was signed as a free agent by the Patriots in 2015 and spent two seasons with the club. Lewis finished the 2017 season by leading the Patriots in rushing with 896 yards on 180 carries, including six touchdowns. Lewis was a part of New England's Super Bowl Championship following the 2016 campaign.
- Titans CB **Logan Ryan** was drafted by the Patriots in the third round (83rd overall) of the 2013 NFL Draft. Ryan played in all 64 regular season games in his four seasons (2013-2016) with the club. He totaled 251 tackles and 13 interceptions, one of which he ran back for a touchdown. Ryan is a two-time Super Bowl Champion, winning the title with the Patriots following the 2014 and 2016 campaigns.
- Titans WR **Cody Hollister** originally signed with the Patriots as a rookie free agent in 2017. He spent the entire 2017 season on the Patriots' practice squad and spent the entire 2018 season on the Patriots' injured reserve list.
- Titans G **Jamil Douglas** spent much of the 2016 season on the Patriots practice squad and remained with the team through the 2017 preseason.
- Titans DL **Frank Herron** originally signed with the Patriots as a rookie free agent in 2018 and spent part of the 2018 campaign on the Patriots practice squad.

### FORMER TITANS

- Patriots CB **Jason McCourty** was originally drafted by the Tennessee Titans in the sixth round (203rd overall) of the 2009 NFL Draft. McCourty appeared in 108 games with 90 starts for the club. He was voted a team captain three times during his eight-year stint with the organization. His career statistics with the Titans included 13 interceptions and five fumble recoveries.

### COACHING CONNECTIONS

- Titans special teams coach **Craig Aukerman** with Patriots offensive coordinator/quarterbacks coach **Josh McDaniels** at Denver.
- Titans wide receiver coach **Rob Moore** played wide receiver at Syracuse University under Patriots running backs coach **Ivan Fears**, who coached receivers at the school for 10 years.

### COACH-PLAYER CONNECTIONS

- Titans defensive assistant **Scott Booker** and assistant special teams coach **Matt Edwards** were coaching at Kent State at the same time Patriots WR **Julian Edelman** was playing there.
- Patriots DE **John Simon** played at Ohio State when Titans head coach **Mike Vrabel** coached the team's linebackers and defensive linemen.
- Titans offensive assistant **Mike Sullivan** was on the Browns' coaching staff while Patriots QB **Brian Hoyer** played in Cleveland.
- Titans P **Brett Kern** and LB **Wesley Woodyard** played for the Denver Broncos under Patriots offensive coordinator/quarterbacks coach **Josh McDaniels**, who was the head coach of the football club.
- Titans special teams coach **Craig Aukerman** was on the Chargers' coaching staff when Patriots DL **Lawrence Guy** played in San Diego.
- Titans defensive coordinator **Dean Pees** was the Ravens' defensive coordinator while Patriots DE **John Simon**, DB **Terrence Brooks** and DL **Lawrence Guy** played in Baltimore.

### PATRIOTS WITH TENNESSEE CONNECTIONS

- Patriots head coach **Bill Belichick** was born in Nashville.
- Patriots DL **Adam Butler** played college football at Vanderbilt. In four seasons with the Commodores (2012-2015), he played in 49 games with 36 starts, recording 109 tackles, 9.5 sacks, one forced fumble and two blocked extra points.
- Patriots DL **Keionta Davis** is a native of Chattanooga and played collegiately at Tennessee-Chattanooga. Davis played in 50 career games and tallied 31.0 sacks, ranking second all-time in school history.
- Patriots K **Stephen Gostkowski** went to the University of Memphis. He finished his collegiate career as the Memphis and C-USA all-time leading scorer with 369 points.
- Patriots LB **Dont'a Hightower** grew up in Lewisburg, Tenn. He attended Marshall County High School where he was named 3A Mr. Football, and was ranked the No. 15 inside linebacker in the nation in 2008.
- Patriots OL **Shaq Mason** is a native of Columbia, Tenn., and attended Columbia Central High School. He was named All-State and All-District in 2009 and 2010 and was selected to play in the Tennessee East-West All-Star game.
- Patriots CB **Joejuan Williams** is a native of Nashville, Tenn., and attended Father Ryan High School. Williams also attended Vanderbilt University, where he played in 36 games and tallied 119 tackles, four interceptions and 30 passes defended.
- Patriots FB **Jakob Johnson** played college football at the University of Tennessee for four seasons.

### TITANS WITH NEW ENGLAND CONNECTIONS

- Titans TE **Anthony Firkser** appeared in 29 games with 24 starts over four seasons at Harvard (2013-16) and caught 99 passes for 1,559 yards and 14 touchdowns. He finished his career ranked 12th all-time in school history in receptions, ninth all-time in receiving yards and sixth all-time in touchdown receptions. He was named to the All-Ivy League second team as both a junior and sophomore.
- Titans OLB **Harold Landry III** played 46 career games as a defensive end at Boston College, where he racked up 26 career sacks to rank second in school history behind Mathias Kiwanuka (37.5). His 47.5 tackles for loss also ranked second in Eagles history. In 2016, he set a Boston College record and led the nation with 16.5 sacks.
- Titans WR **Tajae Sharpe** played college football at Massachusetts. In four seasons with the Minutemen (2012-2015), Sharpe appeared in 47 games with 43 starts, and finished his career as the school's all-time receiving leader with 277 receptions and 3,486 receiving yards. He was named first-team All-MAC in both 2014 and 2015, and finished his collegiate career ranked third in school history with 16 touchdowns and sixth with 3,497 all-purpose yards.
- Titans offensive assistant **Luke Steckel** was born in Boston, Mass.

### NOTABLE PRO TEAMMATES

- Titans OLB **Kamalei Correa** with Patriots DL **Lawrence Guy** at Baltimore ... Titans G/T **Dennis Kelly** with Patriots S **Patrick Chung** at Philadelphia ... Titans LB **Wesley Woodyard** and WR **Kalif Raymond** with Patriots WR **Demaryius Thomas** at Denver ... Titans TE **Cole Wick** with Patriots LB **Kyle Van Noy** at Detroit ... Titans C **Ben Jones** with Patriots DE **John Simon** at Houston ... Titans WR **Darius Jennings** and DB **Mike Jordan** with Patriots DL **Danny Shelton** at Cleveland ... Titans CB **Kenneth Durden** with Patriots DB **Obi Melifonwu** at Oakland ... Titans RB **Jeremy McNichols** and TE **MyCole Pruitt** with Patriots QB **Brian Hoyer** at San Francisco ... Titans C/G **Hroniss Grasu** with Patriots QB **Brian Hoyer** at Chicago ... Titans C **Ben Jones** with Patriots QB **Brian Hoyer** at Houston ... Titans TE **Ryan Hewitt** with Patriots RB **Rex Burkhead** at Cincinnati ... Titans QB **Ryan Tannehill** and OLB **Cameron Wake** with Patriots RB **Brandon Bolden** at Miami ... Titans TE **MyCole Pruitt** with Patriots TE **Stephen Anderson** at Houston.

### NOTABLE COLLEGE TEAMMATES

- Titans LB **Daren Bates** with Patriots DB **Jonathan Jones** at Auburn ... Titans C **Ben Jones** with Patriots C **David Andrews** at Georgia ... Titans CB **Kenneth Durden** with Patriots DE **Derek Rivers** at Youngstown State ... Titans LB **Rashaan Evans** and RB **Derrick Henry** with Patriots RB **Damien Harris** at Alabama ... Titans G **Jamil Douglas** with Patriots LB **Christian Sam** at Arizona State ... Titans WR **Cody Hollister** with Patriots OL **Dan Skipper** and OL **Hjalte Forholdt** at Arkansas ... Titans DL **Frank Herron** with Patriots QB **Danny Etling** at LSU ... Titans WR **A.J. Brown** with Patriots DB **Ken Webster** at Ole Miss ... Titans CB **Logan Ryan** with Patriots DB **Duron Harmon** at Rutgers ... Titans LB **LaTroy Lewis** with Patriots FB **Jakob Johnson** at Tennessee ... Titans QB **Ryan Tannehill** with Patriots DL **Michael Bennett** at Texas A&M ... Titans LB **David Long Jr.** with Patriots OL **Yodny Cajuste** at West Virginia.



## CAREER STATS VS. THE PATRIOTS: TITANS OFFENSE

## QUARTERBACKS

## Marcus Mariota (Passing)

Date	Opp	W-L	G/S	Att	Cmp	Pct	Yds	Yd/A	TD	TD%	Int	Int%	Lg	Sk	Lst	Rate
12/20/15	@ NE	L	QB	6	3	50.0	32	5.3	0	0.0	0	0.0	19	3	32	66.0
11/11/18	NE	W	QB	24	16	66.7	228	9.5	2	8.3	0	0.0	29	2	14	125.0
<b>Totals</b>		<b>1-1</b>	<b>2/2</b>	<b>30</b>	<b>19</b>	<b>63.3</b>	<b>260</b>	<b>8.7</b>	<b>2</b>	<b>6.7</b>	<b>0</b>	<b>0.0</b>	<b>29</b>	<b>5</b>	<b>46</b>	<b>113.2</b>

## Playoffs

1/13/18	@ NE	L	QB	37	22	59.5	254	6.9	2	5.4	0	0.0	36	8	52	98.3
<b>Playoff Totals</b>		<b>0-1</b>	<b>1/1</b>	<b>37</b>	<b>22</b>	<b>59.5</b>	<b>254</b>	<b>6.9</b>	<b>2</b>	<b>5.4</b>	<b>0</b>	<b>0.0</b>	<b>36</b>	<b>8</b>	<b>52</b>	<b>98.3</b>

## Marcus Mariota (Rushing)

Date	Opp	W-L	G/S	Att	Yds	Avg	Lg	TD
12/20/15	@ NE	L	QB	0	0	-	-	0
11/11/18	NE	W	QB	2	21	10.5	20	0
<b>Totals</b>		<b>1-1</b>	<b>QB</b>	<b>2</b>	<b>21</b>	<b>10.5</b>	<b>20</b>	<b>0</b>

## Playoffs

1/13/18	@ NE	L	QB	4	37	9.25	11	0
<b>Playoff Totals</b>		<b>0-1</b>	<b>1/1</b>	<b>4</b>	<b>37</b>	<b>9.25</b>	<b>11</b>	<b>0</b>

## Ryan Tannehill (Passing)

Date	Opp	W-L	G/S	Att	Cmp	Pct	Yds	Yd/A	TD	TD%	Int	Int%	Lg	Sk	Lst	Rate
12/2/12	NE	L	QB	29	13	44.8	186	6.4	0	0.0	0	0.0	28	3	10	66.2
12/30/12	@ NE	L	QB	35	20	57.1	235	6.7	0	0.0	1	2.9	22	7	26	65.8
10/27/13	@ NE	L	QB	42	22	52.4	192	4.6	2	4.8	2	4.8	25	6	47	60.8
12/15/13	NE	W	QB	37	25	67.6	312	8.4	3	8.1	0	0.0	39	4	23	120.6
9/7/14	NE	W	QB	32	18	56.3	178	5.6	2	6.3	1	3.1	24	1	9	79.9
12/14/14	@ NE	L	QB	47	29	61.7	346	7.4	1	2.1	2	4.3	50	4	38	73.5
10/29/15	@ NE	L	QB	44	28	63.6	300	6.8	0	0.0	2	4.5	29	5	45	64.6
1/3/16	NE	W	QB	38	25	65.8	350	9.2	2	5.3	0	0.0	46	1	8	112.8
9/18/16	@ NE	L	QB	45	32	71.1	387	8.6	2	4.4	2	4.4	33	0	0	93.5
9/30/18	@ NE	L	QB	20	11	55.0	100	5.0	0	0.0	1	5.0	22	2	19	47.9
12/9/18	NE	W	QB	19	14	73.7	265	13.9	3	15.8	0	0.0	69	4	36	155.2
<b>Totals</b>		<b>4-7</b>	<b>11/11</b>	<b>388</b>	<b>237</b>	<b>61.1</b>	<b>2,851</b>	<b>7.3</b>	<b>15</b>	<b>3.9</b>	<b>11</b>	<b>2.8</b>	<b>69</b>	<b>37</b>	<b>261</b>	<b>84.7</b>

## Logan Woodside (Passing)

Date	Opp	W-L	G/S	Att	Cmp	Pct	Yds	Yd/A	TD	TD%	Int	Int%	Lg	Sk	Lst	Rate
None																
<b>Totals</b>		<b>0-0</b>	<b>0/0</b>	<b>0</b>	<b>0</b>	<b>-</b>	<b>0</b>	<b>-</b>	<b>0</b>	<b>-</b>	<b>0</b>	<b>-</b>	<b>-</b>	<b>0</b>	<b>0</b>	<b>-</b>

## RUNNING BACKS

## Dalyn Dawkins

				Rushing					Receiving						
Date	Opp	W-L	G/S	Att	Yds	Avg	Lg	TD	Rec	Yds	Avg	Lg	TD		
None															
<b>Totals</b>		<b>0-0</b>	<b>0/0</b>	<b>0</b>	<b>0</b>	<b>-</b>	<b>-</b>	<b>0</b>	<b>0</b>	<b>0</b>	<b>-</b>	<b>-</b>	<b>0</b>		

## David Fluellen

				Rushing					Receiving						
Date	Opp	W-L	G/S	Att	Yds	Avg	Lg	TD	Rec	Yds	Avg	Lg	TD		
11/11/18	NE	W		3	14	4.7	13	0	0	0	-	-	0		
<b>Totals</b>		<b>1-0</b>	<b>1/0</b>	<b>3</b>	<b>14</b>	<b>4.7</b>	<b>13</b>	<b>0</b>	<b>0</b>	<b>0</b>	<b>-</b>	<b>-</b>	<b>0</b>		
<b>Playoffs</b>															
1/13/18	@ NE	L		0	0	-	-	0	0	0	-	-	0		
<b>Playoff Totals</b>		<b>0-1</b>	<b>1/0</b>	<b>0</b>	<b>0</b>	<b>-</b>	<b>-</b>	<b>0</b>	<b>0</b>	<b>0</b>	<b>-</b>	<b>-</b>	<b>0</b>		

## Derrick Henry

				Rushing					Receiving						
Date	Opp	W-L	G/S	Att	Yds	Avg	Lg	TD	Rec	Yds	Avg	Lg	TD		
11/11/18	NE	W	RB	11	58	5.3	14	2	0	0	-	-	0		
<b>Totals</b>		<b>1-0</b>	<b>1/1</b>	<b>11</b>	<b>58</b>	<b>5.3</b>	<b>14</b>	<b>2</b>	<b>0</b>	<b>0</b>	<b>-</b>	<b>-</b>	<b>0</b>		
<b>Playoffs</b>															
1/13/18	@ NE	L	RB	12	28	2.3	4	0	3	21	7.0	14	0		
<b>Playoff Totals</b>		<b>0-1</b>	<b>1/1</b>	<b>12</b>	<b>28</b>	<b>2.3</b>	<b>4</b>	<b>0</b>	<b>3</b>	<b>21</b>	<b>7.0</b>	<b>14</b>	<b>0</b>		

# CAREER STATS VS. THE PATRIOTS: TITANS OFFENSE

## Dion Lewis

Date	Opp	W-L	G/S	Rushing					Receiving				
				Att	Yds	Avg	Lg	TD	Rec	Yds	Avg	Lg	TD
11/27/11	NE	L		0	0	-	-	0	0	0	-	-	0
11/11/18	NE	W	RB	20	57	2.9	12	0	2	11	5.5	8	0
<b>Totals</b>		<b>1-1</b>	<b>2/1</b>	<b>20</b>	<b>57</b>	<b>2.9</b>	<b>12</b>	<b>0</b>	<b>2</b>	<b>11</b>	<b>5.5</b>	<b>8</b>	<b>0</b>

## Jeremy McNichols

Date	Opp	W-L	G/S	Rushing					Receiving				
				Att	Yds	Avg	Lg	TD	Rec	Yds	Avg	Lg	TD
None													
<b>Totals</b>		<b>0-0</b>	<b>0/0</b>	<b>0</b>	<b>0</b>	<b>-</b>	<b>-</b>	<b>0</b>	<b>0</b>	<b>0</b>	<b>-</b>	<b>-</b>	<b>0</b>

## WIDE RECEIVERS

## Corey Davis

Date	Opp	W-L	G/S	Rec	Yds	Avg	Lg	TD
11/11/18	NE	W	WR	7	125	17.9	27	1
<b>Totals</b>		<b>1-0</b>	<b>1/1</b>	<b>7</b>	<b>125</b>	<b>17.9</b>	<b>27</b>	<b>1</b>
<b>Playoffs</b>								
1/13/18	@ NE	L	WR	5	63	12.6	17	2
<b>Playoff Totals</b>		<b>0-1</b>	<b>1/1</b>	<b>5</b>	<b>63</b>	<b>12.6</b>	<b>17</b>	<b>2</b>

## Cody Hollister

Date	Opp	W-L	G/S	Rec	Yds	Avg	Lg	TD
None								
<b>Totals</b>		<b>0-0</b>	<b>0/0</b>	<b>0</b>	<b>0</b>	<b>-</b>	<b>-</b>	<b>0</b>

## Adam Humphries

Date	Opp	W-L	G/S	Rec	Yds	Avg	Lg	TD
10/5/17	NE	L		3	51	17.0	20	0
<b>Totals</b>		<b>0-1</b>	<b>1/0</b>	<b>3</b>	<b>51</b>	<b>17.0</b>	<b>20</b>	<b>0</b>

## Darius Jennings

Date	Opp	W-L	G/S	Rec	Yds	Avg	Lg	TD
11/11/18	NE	W		1	0	0.0	0	0
<b>Totals</b>		<b>1-0</b>	<b>1/0</b>	<b>1</b>	<b>0</b>	<b>0.0</b>	<b>0</b>	<b>0</b>

## Tanner McEvoy

Date	Opp	W-L	G/S	Rec	Yds	Avg	Lg	TD
None								
<b>Totals</b>		<b>0-0</b>	<b>0/0</b>	<b>0</b>	<b>0</b>	<b>-</b>	<b>-</b>	<b>0</b>

## Kalif Raymond

Date	Opp	W-L	G/S	Rec	Yds	Avg	Lg	TD
None								
<b>Totals</b>		<b>0-0</b>	<b>0/0</b>	<b>0</b>	<b>0</b>	<b>-</b>	<b>-</b>	<b>0</b>

## Tajae Sharpe

Date	Opp	W-L	G/S	Rec	Yds	Avg	Lg	TD
11/11/18	NE	W	WR	0	0	-	-	0
<b>Totals</b>		<b>1-0</b>	<b>1/1</b>	<b>0</b>	<b>0</b>	<b>-</b>	<b>-</b>	<b>0</b>

## Taywan Taylor

Date	Opp	W-L	G/S	Rec	Yds	Avg	Lg	TD
None								
<b>Totals</b>		<b>0-0</b>	<b>0/0</b>	<b>0</b>	<b>0</b>	<b>-</b>	<b>-</b>	<b>0</b>
<b>Playoffs</b>								
None	@ NE	L		1	5	5.0	5	0
<b>Playoff Totals</b>		<b>0-1</b>	<b>1/0</b>	<b>1</b>	<b>5</b>	<b>5.0</b>	<b>5</b>	<b>0</b>

## TIGHT ENDS

## Anthony Firkser

Date	Opp	W-L	G/S	Rec	Yds	Avg	Lg	TD
11/11/18	NE	W		1	11	11.0	11	0
<b>Totals</b>		<b>1-0</b>	<b>1/0</b>	<b>1</b>	<b>11</b>	<b>11.0</b>	<b>11</b>	<b>0</b>

## Ryan Hewitt

Date	Opp	W-L	G/S	Rec	Yds	Avg	Lg	TD
10/5/14	@ NE	L	TE	0	0	-	-	0
10/16/16	@ NE	L		0	0	-	-	0
10/4/18	@ NE	L		0	0	-	-	0
<b>Totals</b>		<b>0-3</b>	<b>3/1</b>	<b>0</b>	<b>0</b>	<b>-</b>	<b>-</b>	<b>0</b>

## MyCole Pruitt

Date	Opp	W-L	G/S	Rec	Yds	Avg	Lg	TD
11/11/18	NE	W		0	0	-	-	0
<b>Totals</b>		<b>1-0</b>	<b>1/0</b>	<b>0</b>	<b>0</b>	<b>-</b>	<b>-</b>	<b>0</b>

## Jonnu Smith

Date	Opp	W-L	G/S	Rec	Yds	Avg	Lg	TD
11/11/18	NE	W	TE	3	45	15.0	29	1
<b>Totals</b>		<b>1-0</b>	<b>1/1</b>	<b>3</b>	<b>45</b>	<b>15.0</b>	<b>29</b>	<b>1</b>
<b>Playoffs</b>								
1/13/18	@ NE	L		1	4	4.0	4	0
<b>Playoff Totals</b>		<b>0-1</b>	<b>1/0</b>	<b>1</b>	<b>4</b>	<b>4.0</b>	<b>4</b>	<b>0</b>

## Delanie Walker

Date	Opp	W-L	G/S	Rec	Yds	Avg	Lg	TD
10/5/08	NE	L	TE	1	8	8.0	8	0
12/16/12	@ NE	W		2	34	17.0	34	1
12/20/15	@ NE	L	TE	2	65	32.0	57	2
<b>Totals</b>		<b>1-2</b>	<b>3/2</b>	<b>5</b>	<b>106</b>	<b>21.2</b>	<b>57</b>	<b>3</b>
<b>Playoffs</b>								
1/13/18	@ NE	L	TE	3	49	16.3	36	0
<b>Playoff Totals</b>		<b>0-1</b>	<b>1/1</b>	<b>3</b>	<b>49</b>	<b>16.3</b>	<b>36</b>	<b>0</b>

## Cole Wick

Date	Opp	W-L	G/S	Rec	Yds	Avg	Lg	TD
None								
<b>Totals</b>		<b>0-0</b>	<b>0/0</b>	<b>0</b>	<b>0</b>	<b>-</b>	<b>-</b>	<b>0</b>

# CAREER STATS VS. THE PATRIOTS: TITANS SPECIALISTS

## PUNTERS

### Brett Kern

Date	Opp	W-L	Num	Blk	Yds	Avg	Lg	TB	In20	NetAvg
10/20/08	@ NE	L	5	0	243	48.6	62	1	1	32.0
10/11/09	NE	W	5	0	231	46.2	64	1	2	37.8
9/9/12	NE	L	4	0	209	52.3	56	0	2	45.5
12/20/15	@ NE	L	5	0	272	54.4	61	0	1	47.2
11/11/18	NE	W	5	0	241	48.2	55	0	2	42.2
<b>Totals</b>		<b>2-3</b>	<b>25</b>	<b>0</b>	<b>1,196</b>	<b>49.8</b>	<b>64</b>	<b>2</b>	<b>8</b>	<b>40.8</b>
<b>Playoffs</b>										
1/13/18	@ NE	L	7	0	316	45.1	62	0	2	41.3
<b>Playoff Totals</b>		<b>0-1</b>	<b>7</b>	<b>0</b>	<b>316</b>	<b>45.1</b>	<b>62</b>	<b>0</b>	<b>2</b>	<b>41.3</b>

## KICKERS

### Ryan Succop

Date	Opp	W-L	FGM	FGA	Pct	XPM	XPA	1-19	20-29	30-39	40-49	50+	Lg	KO	TB
11/21/11	@ NE	L	1	1	100.0	0	0	0-0	1-1	0-0	0-0	0-0	26	2	0
12/20/15	@ NE	L	1	1	100.0	1	2	0-0	0-0	0-0	1-1	0-0	49	4	3
11/11/18	NE	W	2	2	100.0	4	4	0-0	0-0	2-2	0-0	0-0	33	7	4
<b>Totals</b>		<b>1-2</b>	<b>4</b>	<b>4</b>	<b>100.0</b>	<b>5</b>	<b>6</b>	<b>0-0</b>	<b>1-1</b>	<b>2-2</b>	<b>1-1</b>	<b>0-0</b>	<b>49</b>	<b>13</b>	<b>7</b>
<b>Playoffs</b>															
Date	Opp	W-L	FGM	FGA	Pct	XPM	XPA	1-19	20-29	30-39	40-49	50+	Lg	KO	TB
1/13/18	@ NE	L	0	0	-	2	2	0-0	0-0	0-0	0-0	0-0	-	3	1
<b>Playoff Totals</b>		<b>0-1</b>	<b>0</b>	<b>0</b>	<b>-</b>	<b>2</b>	<b>2</b>	<b>0-0</b>	<b>0-0</b>	<b>0-0</b>	<b>0-0</b>	<b>0-0</b>	<b>-</b>	<b>3</b>	<b>1</b>

## RETURNERS

### Adam Humphries

Date	Opp	W-L	PR	FC	Yds	Avg	Lg	TD	KR	Yds	Avg	Lg	TD
10/5/17	NE	L	0	0	0	-	-	0	0	0	-	-	0
<b>Totals</b>		<b>0-1</b>	<b>0</b>	<b>0</b>	<b>0</b>	<b>-</b>	<b>-</b>	<b>0</b>	<b>0</b>	<b>0</b>	<b>-</b>	<b>-</b>	<b>0</b>

### Adoree' Jackson

Date	Opp	W-L	PR	FC	Yds	Avg	Lg	TD	KR	Yds	Avg	Lg	TD
11/11/18	NE	W	3	1	42	14.0	15	0	0	0	-	-	0
<b>Totals</b>		<b>1-0</b>	<b>3</b>	<b>1</b>	<b>42</b>	<b>14.0</b>	<b>15</b>	<b>0</b>	<b>0</b>	<b>0</b>	<b>-</b>	<b>-</b>	<b>0</b>
<b>Playoffs</b>													
1/13/2018	@ NE	L	1	1	0	0.0	0	0	4	83	20.8	25	0
<b>Playoff Totals</b>		<b>0-1</b>	<b>1</b>	<b>1</b>	<b>0</b>	<b>0.0</b>	<b>0</b>	<b>0</b>	<b>4</b>	<b>83</b>	<b>20.8</b>	<b>25</b>	<b>0</b>

### Darius Jennings

Date	Opp	W-L	PR	FC	Yds	Avg	Lg	TD	KR	Yds	Avg	Lg	TD
11/11/18	NE	W	0	0	0	-	-	0	2	78	39.0	58	0
<b>Totals</b>		<b>1-0</b>	<b>0</b>	<b>0</b>	<b>0</b>	<b>-</b>	<b>-</b>	<b>0</b>	<b>2</b>	<b>78</b>	<b>39.0</b>	<b>58</b>	<b>0</b>

### Dion Lewis

Date	Opp	W-L	PR	FC	Yds	Avg	Lg	TD	KR	Yds	Avg	Lg	TD
11/27/11	NE	L	0	0	0	-	-	0	2	39	19.5	20	0
11/11/18	NE	W	0	0	0	-	-	0	0	0	-	-	0
<b>Totals</b>		<b>1-1</b>	<b>0</b>	<b>0</b>	<b>0</b>	<b>-</b>	<b>-</b>	<b>0</b>	<b>2</b>	<b>39</b>	<b>19.5</b>	<b>20</b>	<b>0</b>

### Kalif Raymond

Date	Opp	W-L	PR	FC	Yds	Avg	Lg	TD	KR	Yds	Avg	Lg	TD
None													
<b>Totals</b>		<b>0-0</b>	<b>0</b>	<b>0</b>	<b>0</b>	<b>-</b>	<b>-</b>	<b>0</b>	<b>0</b>	<b>0</b>	<b>-</b>	<b>-</b>	<b>0</b>



## CAREER STATS VS. THE PATRIOTS: TITANS DEFENSE

## Daren Bates (LB)

Date	Opp	W-L	G/S	Tackle	Sack	Int	FF	FR
11/11/18	NE	W		3	0.0	0	0	0
<b>Totals</b>		<b>1-0</b>	<b>1/0</b>	<b>3</b>	<b>0.0</b>	<b>0</b>	<b>0</b>	<b>0</b>

## Playoffs

1/13/18	@ NE	L		0	0.0	0	0	0
<b>Playoff Totals</b>		<b>0-1</b>	<b>1/0</b>	<b>0</b>	<b>0.0</b>	<b>0</b>	<b>0</b>	<b>0</b>

## Jayon Brown (ILB)

Date	Opp	W-L	G/S	Tackle	Sack	Int	FF	FR
11/11/18	NE	W	ILB	4	0.5	0	0	0
<b>Totals</b>		<b>1-0</b>	<b>1/1</b>	<b>4</b>	<b>0.5</b>	<b>0</b>	<b>0</b>	<b>0</b>

## Playoffs

1/13/18	@ NE	L		2	0.0	0	0	0
<b>Playoff Totals</b>		<b>0-1</b>	<b>1/0</b>	<b>2</b>	<b>0.0</b>	<b>0</b>	<b>0</b>	<b>0</b>

## Malcolm Butler (CB)

Date	Opp	W-L	G/S	Tackle	Sack	Int	FF	FR
11/11/18	NE	W	CB	3	0.0	0	0	0
<b>Totals</b>		<b>1-0</b>	<b>1/1</b>	<b>3</b>	<b>0.0</b>	<b>0</b>	<b>0</b>	<b>0</b>

## Kevin Byard (S)

Date	Opp	W-L	G/S	Tackle	Sack	Int	FF	FR
11/11/18	NE	W	FS	5	0.0	0	0	0
<b>Totals</b>		<b>1-0</b>	<b>1/1</b>	<b>5</b>	<b>0.0</b>	<b>0</b>	<b>0</b>	<b>0</b>

## Playoffs

1/13/18	@ NE	L	FS	10	0.0	0	0	0
<b>Playoff Totals</b>		<b>0-1</b>	<b>1/1</b>	<b>10</b>	<b>0.0</b>	<b>0</b>	<b>0</b>	<b>0</b>

## Jurrell Casey (DT)

Date	Opp	W-L	G/S	Tackle	Sack	Int	FF	FR
9/9/12	NE	L	DT	2	0.0	0	0	0
12/20/15	@ NE	L	DT	4	1.0	0	0	0
11/11/18	NE	W	DT	4	0.0	0	0	0
<b>Totals</b>		<b>1-2</b>	<b>3/3</b>	<b>10</b>	<b>1.0</b>	<b>0</b>	<b>0</b>	<b>0</b>

## Playoffs

1/13/18	@ NE	L	DT	6	0.0	0	0	0
<b>Playoff Totals</b>		<b>0-1</b>	<b>1/1</b>	<b>6</b>	<b>0.0</b>	<b>0</b>	<b>0</b>	<b>0</b>

## Kamalei Correa (OLB)

Date	Opp	W-L	G/S	Tackle	Sack	Int	FF	FR
12/12/16	@ NE	L		0	0.0	0	0	0
11/11/18	NE	W	OLB	1	0.0	0	0	0
<b>Totals</b>		<b>1-1</b>	<b>2/1</b>	<b>1</b>	<b>0.0</b>	<b>0</b>	<b>0</b>	<b>0</b>

## Dane Cruikshank (DB)

Date	Opp	W-L	G/S	Tackle	Sack	Int	FF	FR
None								
<b>Totals</b>		<b>0-0</b>	<b>0/0</b>	<b>0</b>	<b>0.0</b>	<b>0</b>	<b>0</b>	<b>0</b>

## Matt Dickerson (DE)

Date	Opp	W-L	G/S	Tackle	Sack	Int	FF	FR
None								
<b>Totals</b>		<b>0-0</b>	<b>0/0</b>	<b>0</b>	<b>0.0</b>	<b>0</b>	<b>0</b>	<b>0</b>

## Kenneth Durden (CB)

Date	Opp	W-L	G/S	Tackle	Sack	Int	FF	FR
11/11/18	NE	W		0	0.0	0	0	0
<b>Totals</b>		<b>1-0</b>	<b>1/0</b>	<b>0</b>	<b>0.0</b>	<b>0</b>	<b>0</b>	<b>0</b>

## Rashaan Evans (ILB)

Date	Opp	W-L	G/S	Tackle	Sack	Int	FF	FR
11/11/18	NE	W		2	0.0	0	0	0
<b>Totals</b>		<b>1-0</b>	<b>1/0</b>	<b>2</b>	<b>0.0</b>	<b>0</b>	<b>0</b>	<b>0</b>

## Sharif Finch (OLB)

Date	Opp	W-L	G/S	Tackle	Sack	Int	FF	FR
11/11/18	NE	W		3	0.0	0	0	0
<b>Totals</b>		<b>1-0</b>	<b>1/0</b>	<b>3</b>	<b>0.0</b>	<b>0</b>	<b>0</b>	<b>0</b>

## Nigel Harris (ILB)

Date	Opp	W-L	G/S	Tackle	Sack	Int	FF	FR
None								
<b>Totals</b>		<b>0-0</b>	<b>0/0</b>	<b>0</b>	<b>0.0</b>	<b>0</b>	<b>0</b>	<b>0</b>

## Adoree' Jackson (CB)

Date	Opp	W-L	G/S	Tackle	Sack	Int	FF	FR
11/11/18	NE	W	CB	5	0.0	0	0	0
<b>Totals</b>		<b>1-0</b>	<b>1/1</b>	<b>5</b>	<b>0.0</b>	<b>0</b>	<b>0</b>	<b>0</b>

## Playoffs

1/13/18	@ NE	L	CB	3	0.0	0	0	0
<b>Playoff Totals</b>		<b>0-1</b>	<b>1/1</b>	<b>3</b>	<b>0.0</b>	<b>0</b>	<b>0</b>	<b>0</b>

## Austin Johnson (DL)

Date	Opp	W-L	G/S	Tackle	Sack	Int	FF	FR
11/11/18	NE	W		3	0.0	0	0	0
<b>Totals</b>		<b>1-0</b>	<b>1/0</b>	<b>3</b>	<b>0.0</b>	<b>0</b>	<b>0</b>	<b>0</b>

## Playoffs

1/13/18	@ NE	L		3	0.0	0	0	0
<b>Playoff Totals</b>		<b>0-1</b>	<b>1/0</b>	<b>3</b>	<b>0.0</b>	<b>0</b>	<b>0</b>	<b>0</b>

## DaQuan Jones (DL)

Date	Opp	W-L	G/S	Tackle	Sack	Int	FF	FR
12/20/15	@ NE	L	DE	5	0.0	0	0	0
11/11/18	NE	W	DE	2	0.0	0	0	0
<b>Totals</b>		<b>1-1</b>	<b>2/2</b>	<b>7</b>	<b>0.0</b>	<b>0</b>	<b>0</b>	<b>0</b>

## Mike Jordan (DB)

Date	Opp	W-L	G/S	Tackle	Sack	Int	FF	FR
12/4/16	@ NE	L		8	0.0	0	0	0
<b>Totals</b>		<b>0-1</b>	<b>1/0</b>	<b>8</b>	<b>0.0</b>	<b>0</b>	<b>0</b>	<b>0</b>

## Joshua Kalu (DB)

Date	Opp	W-L	G/S	Tackle	Sack	Int	FF	FR
None								
<b>Totals</b>		<b>0-0</b>	<b>0/0</b>	<b>0</b>	<b>0.0</b>	<b>0</b>	<b>0</b>	<b>0</b>

## Harold Landry III (OLB)

Date	Opp	W-L	G/S	Tackle	Sack	Int	FF	FR
11/11/18	NE	W		2	0.0	0	0	0
<b>Totals</b>		<b>1-0</b>	<b>1/0</b>	<b>2</b>	<b>0.0</b>	<b>0</b>	<b>0</b>	<b>0</b>

## LaTroy Lewis (OLB)

Date	Opp	W-L	G/S	Tackle	Sack	Int	FF	FR
None								
<b>Totals</b>		<b>0-0</b>	<b>0/0</b>	<b>0</b>	<b>0.0</b>	<b>0</b>	<b>0</b>	<b>0</b>

## Logan Ryan (CB)

Date	Opp	W-L	G/S	Tackle	Sack	Int	FF	FR
11/11/18	NE	W	CB	7	1.0	0	0	0
<b>Totals</b>		<b>1-0</b>	<b>1/1</b>	<b>7</b>	<b>1.0</b>	<b>0</b>	<b>0</b>	<b>0</b>

## Playoffs

1/13/18	@ NE	L	CB	11	0.0	0	0	0
<b>Playoff Totals</b>		<b>0-1</b>	<b>1/1</b>	<b>11</b>	<b>0.0</b>	<b>0</b>	<b>0</b>	<b>0</b>

## LeShaun Sims (CB)

Date	Opp	W-L	G/S	Tackle	Sack	Int	FF	FR
11/11/18	NE	W		0	0.0	0	0	0
<b>Totals</b>		<b>1-0</b>	<b>1/0</b>	<b>0</b>	<b>0.0</b>	<b>0</b>	<b>0</b>	<b>0</b>

## CAREER STATS VS. THE PATRIOTS: TITANS DEFENSE

## Tye Smith (CB)

Date	Opp	W-L	G/S	Tackle	Sack	Int	FF	FR
None								
<b>Totals</b>		<b>0-0</b>	<b>0/0</b>	<b>0</b>	<b>0.0</b>	<b>0</b>	<b>0</b>	<b>0</b>

## Brent Urban (DE)

Date	Opp	W-L	G/S	Tackle	Sack	Int	FF	FR
12/12/16	@ NE	L		0	0.0	0	0	0
<b>Totals</b>		<b>0-1</b>	<b>1/0</b>	<b>0</b>	<b>0.0</b>	<b>0</b>	<b>0</b>	<b>0</b>

## Kenny Vaccaro (S)

Date	Opp	W-L	G/S	Tackle	Sack	Int	FF	FR
10/13/13	@ NE	L	S	8	0.0	0	0	0
9/17/17	NE	L	SS	5	0.0	0	0	0
11/11/18	NE	W	SS	6	0.0	0	0	0
<b>Totals</b>		<b>1-2</b>	<b>3/3</b>	<b>19</b>	<b>0.0</b>	<b>0</b>	<b>0</b>	<b>0</b>

## Cameron Wake (OLB)

Date	Opp	W-L	G/S	Tackle	Sack	Int	FF	FR
11/8/09	@ NE	L		1	1.0	0	0	0
12/6/09	NE	W		0	0.0	0	0	0
10/4/10	NE	L	LB	5	1.0	0	0	0
1/2/11	@ NE	L	LB	4	0.0	0	0	0
9/12/11	NE	L	LB	3	1.0	0	0	0
12/24/11	@ NE	L	LB	2	1.0	0	0	0
12/2/12	NE	L	DE	3	1.5	0	0	0
12/30/12	@ NE	L	DE	4	0.0	0	0	0
10/27/13	@ NE	L	DE	2	0.0	0	0	0
12/15/13	NE	W	DE	3	1.0	0	0	0

9/7/14	NE	W	DE	3	2.0	0	2	0
12/14/14	@ NE	L	DE	1	0.0	0	0	0
10/29/15	@ NE	L	DE	2	1.0	0	0	0
9/18/16	@ NE	L		0	0.0	0	0	0
1/1/17	NE	L	DE	1	0.0	0	0	0
11/26/17	@ NE	L	DE	3	1.0	0	0	0
12/11/17	NE	W	DE	0	0.0	0	0	0
9/30/18	@ NE	L	DE	3	0.0	0	0	0
12/9/18	NE	W	DE	2	0.0	0	0	0
<b>Totals</b>		<b>5-14</b>	<b>19/16</b>	<b>43</b>	<b>10.5</b>	<b>0</b>	<b>2</b>	<b>0</b>

## Wesley Woodyard (LB)

Date	Opp	W-L	G/S	Tackle	Sack	Int	FF	FR
10/20/08	@ NE	L		0	0.0	0	0	0
10/11/09	NE	W		5	0.0	0	1	0
12/18/11	NE	L	LB	8	0.0	0	0	0
10/7/12	@ NE	L	LB	11	0.5	0	0	0
11/24/13	@ NE	L	LB	15	0.0	0	0	0
12/20/15	@ NE	L	LB	12	0.0	0	0	0
11/11/18	NE	W	LB	12	1.5	0	0	0
<b>Totals</b>		<b>2-5</b>	<b>7/5</b>	<b>63</b>	<b>2.0</b>	<b>0</b>	<b>1</b>	<b>0</b>
<b>Playoffs</b>								
1/14/12	@ NE	L		0	0.0	0	0	0
1/19/14	NE	W		2	0.0	0	0	0
1/13/18	@ NE	L	LB	2	0.0	0	0	0
<b>Playoff Totals</b>		<b>1-2</b>	<b>3/1</b>	<b>4</b>	<b>0.0</b>	<b>0</b>	<b>0</b>	<b>0</b>

## WHAT TO LOOK FOR IN 2019

- The Titans franchise commemorates its 60th season.
- The Titans can record their fourth consecutive winning season. It would mark the franchise's first time to do so since winning at least nine games every year from 1987–1993.
- The Titans can record a winning record in home games for the fourth consecutive season. It would mark the franchise's first time to do so since winning at least five home games every year from 1987–1993.
- The Titans have seven total games against playoff teams from 2018: Houston (two games), Indianapolis (two games), Kansas City, New Orleans and the L.A. Chargers. That number is tied for the most in the NFL, as is the Titans' total of five home games against 2018 playoff clubs (Houston, Indianapolis, Kansas City, L.A. Chargers and New Orleans).
- S **Kevin Byard** can record four or more interceptions for the third consecutive season. Previously in franchise history, the feat has been accomplished only seven times by six total players: **Mark Johnston** (1960-62), **Jim Norton** (1961-63, 1965-67), **Tony Banfield** (1961-63), **Ken Houston** (1967-69), **Cris Dishman** (1989-91) and **Darryll Lewis** (1994-98).
- DT **Jurrell Casey** can become the 11th franchise player to be selected to five Pro Bowls. He would be the seventh Titans/Oilers player to be selected to five consecutive Pro Bowls, joining **Bruce Matthews** (14), **Robert Brazile** (seven), **Mike Munchak** (seven), **Warren Moon** (six), **Bob Talamini** (six) and **Charlie Hennigan** (five).
- DT **Jurrell Casey** (46.0 career sacks entering 2019) can move up the franchise's all-time sack chart, surpassing **Robert Brazile** (seventh place with 48.0 sacks) and **Jevon Kearse** (sixth place with 52.0 sacks). Passing Kearse also would make Casey the leading sacker in the team's Titans era (1999–present).
- RB **Derrick Henry** (1,059 rushing yards in 2018) can become the first player for the team since **Chris Johnson** (2008–2013) with consecutive 1,000-yard rushing seasons.
- RB **Derrick Henry** (12 rushing touchdowns in 2018) can become the second player in franchise history to record consecutive seasons with 12 or more rushing touchdowns, joining **Earl Campbell** (1978–1980).
- P **Brett Kern** (154 games with the Titans entering 2019) can surpass **Keith Bulluck** (157) for eighth place, **Mike Munchak** (159) for seventh place and **Ray Childress** (160) for sixth place on the team's all-time list for career games played.
- P **Brett Kern** can record his sixth total season and third consecutive campaign with a net punting average of at least 40.0 yards. No other punter in franchise history has had one such season.
- QB **Marcus Mariota** (12,004 passing yards entering 2019) needs 2,996 passing yards to become the fifth player in franchise history with 15,000 passing yards, joining **Warren Moon** (33,685), **Steve McNair** (27,141), **George Blanda** (19,149) and **Dan Pastorini** (16,864).
- QB **Marcus Mariota** (69 career passing touchdowns) needs 28 touchdown passes to surpass **Dan Pastorini** (96) for fourth place on the franchise's all-time list. He would trail only **Warren Moon** (196), **George Blanda** (165) and **Steve McNair** (156).
- K **Ryan Succop** (502 points with the Titans entering 2019) needs 47 points in 2019 to surpass **Tony Zendejas** (548) for fourth place on the franchise's scoring list, and he needs 97 points in 2019 to surpass **George Blanda** (598) for third place behind only **Al Del Greco** (1,060) and **Rob Bironas** (1,032).
- OLB **Cameron Wake** (98.0 career sacks entering 2019) needs two sacks to reach 100 career sacks. Entering 2019, 32 previous NFL players have reached the mark.
- TE **Delanie Walker** (483 career receptions entering 2019) needs 17 receptions in 2019 to reach 500 for his career.
- TE **Delanie Walker** (360 receptions with Titans entering 2019) needs 40 receptions in 2019 to become the eighth player in franchise history to reach 400 career catches.
- TE **Delanie Walker** (4,208 receiving yards with Titans entering 2019) needs 751 receiving yards in 2019 to pass **Frank Wycheck** (4,958) for the most receiving yards in franchise history by a tight end.
- LB **Wesley Woodyard** (628 tackles with the Titans entering 2019) needs 111 tackles in 2019 to move into the franchise's all-time top 10 (**Steve Kiner**, 738).

## REGULAR TITANS LINEUP

## OFFENSIVE STARTERS

**WR 84-Corey Davis** (6-3, 209, 3rd Year, Western Michigan) - The fifth-overall draft pick in 2017 caught 34 balls for 375 yards in 11 games as a rookie. In 2018, he started all 16 games and led the team in catches (65), receiving yards (891) and receiving touchdowns (four).

	G	GS	Rec	Yds	Avg	Lg	TD
2018	16	16	65	891	13.7	51	4
Career	27	25	99	1,266	12.8	51	4

**TE 82-Delanie Walker** (6-2, 248, 14th Year, Central Missouri) - The 2013 free agent acquisition played seven years with the 49ers before arriving in Tennessee. From 2013-17, he had more receptions (356) than any other tight end. He was hurt in the 2018 season opener and spent the remainder of the campaign on injured reserve.

	G	GS	Rec	Yds	Avg	Lg	TD
2018	1	1	4	52	13.0	16	0
Career	176	96	483	5,673	11.7	68	34

**LT 77-Taylor Lewan** (6-7, 309, 6th Year, Michigan) - The team's first-round pick in 2014 (11th overall) started 68 total games at left tackle in his first five seasons. From 2016-18, he started all but one game and was voted to the Pro Bowl in all three seasons.

2018 G/GS: 15/15, Career G/GS: 73/68

**LG 76-Rodger Saffold** (6-5, 325, 10th Year, Indiana) - The former second-round pick was signed in 2019 as an unrestricted free agent from the Rams. In his first nine seasons, he appeared in 114 games, including time at both guard and both tackle positions. He started every game at left guard in 2018.

2018 G/GS: 16/16, Career G/GS: 114/111

**C 60-Ben Jones** (6-3, 308, 8th Year, Georgia) - Added as an unrestricted free agent in 2016, the former fourth-round pick played in 64 games in four previous seasons with the Houston Texans. He started all 48 games during his first three seasons in Tennessee.

2018 G/GS: 16/16, Career G/GS: 112/91

**G/T 66-Kevin Pamphile** (6-5, 315, 6th Year, Purdue) - After playing four seasons with the Buccaneers, the former fifth-round pick joined the Titans in 2018 and played three games before landing on injured reserve.

2018 G/GS: 3/2, Career G/GS: 56/35

**RT 78-Jack Conklin** (6-6, 308, 4th Year, Michigan State) - The eighth-overall draft pick in 2016 was named first-team All-Pro as a rookie and started all 32 games during his first two seasons. He was limited to nine games in 2018 due to injuries.

2018 G/GS: 9/9, Career G/GS: 41/41

**WR 10-Adam Humphries** (5-11, 195, 5th Year, Clemson) - After entering the NFL as a rookie free agent, Humphries played four seasons in Tampa Bay, collecting 219 receptions for 2,329 yards and nine touchdowns before signing with the Titans in 2019.

Receiving	G	GS	Rec	Yds	Avg	Lg	TD				
2018	16	10	76	816	10.7	51	5				
Career	60	17	219	2,329	10.6	51	9				
Returns	PR	FC	Yds	Avg	Lg	TD	KR	Yds	Avg	Lg	TD
2018	21	15	139	6.6	16	0	2	17	8.5	13	0
Career	51	44	425	8.3	25	0	6	64	10.7	17	0

**WR 13-Taywan Taylor** (5-11, 203, 3rd Year, Western Kentucky) - The 2017 third-round pick averaged 13.2 yards per reception with two touchdowns in 29 total games during his first two NFL seasons.

	G	GS	Rec	Yds	Avg	Lg	TD
2018	13	5	37	466	12.6	55	1
Career	29	9	53	697	13.2	55	2

**QB 8-Marcus Mariota** (6-4, 222, 5th Year, Oregon) - The 2015 second-overall draft pick became the fifth quarterback in NFL history with at least 12,000 passing yards (12,004) and 1,200 rushing yards (1,270) in his first four seasons. He is the all-time franchise career leader in passer rating and completion percentage, and his 68.9 percent completion rate in 2018 set the team's single-season mark.

Passing	G	GS	Att	Cmp	Pct	Yds	TD	Int	Lg	Sk	Rate
2018	14	13	331	228	68.9	2,528	11	8	61	42	92.3
Career	56	55	1,605	1,015	63.2	12,004	69	42	75	130	89.4
Rushing	Att	Yds	Avg	Lg	TD						
2018	64	357	5.58	27	2						
Career	218	1,270	5.83	87	11						

**RB 22-Derrick Henry** (6-3, 247, 4th Year, Alabama) - The 2016 second-round pick and former Heisman winner led the Titans in rushing in both 2017 (744 yards) and 2018 (1,059). Also in 2018, he ranked second in

the AFC in rushing yardage and tied for first in the AFC with 12 rushing touchdowns.

	G	GS	Att	Yds	Avg	Lg	TD	Rec	Yds	Avg	Lg	TD
2018	16	12	215	1,059	4.9	99t	12	15	99	6.6	21	0
Career	47	16	501	2,293	4.6	99t	22	39	372	9.5	66t	1

## OFFENSIVE RESERVES

**OL 64-Nate Davis** (6-3, 316, Rookie, Charlotte) - The 2019 third-round pick appeared in 41 games with 37 starts at Charlotte, including seven starts at tackle in 2018.

**TE 86-Anthony Firkser** (6-2, 246, 2nd year, Harvard) - The former undrafted free agent joined the Titans during the 2018 offseason after spending part of 2017 on the Chiefs practice squad. He ranked second among Titans tight ends with 19 receptions in 2018.

	G	GS	Rec	Yds	Avg	Lg	TD
2018/Career	12	0	19	225	11.8	28	1

**QB 17-Ryan Tannehill** (6-4, 217, 8th Year, Texas A&M) - Acquired via trade in 2019, Tannehill spent his first seven seasons in Miami, where he accumulated 20,434 passing yards, 123 touchdown passes and 1,210 rushing yards. He was a 10-game starter in 2018.

	G	GS	Att	Cmp	Pct	Yds	TD	Int	Lg	Sk	Rate
2018	11	11	274	176	64.2	1,979	17	9	75t	35	92.7
Career	88	88	2,911	1,829	62.8	20,434	123	75	80t	248	87.0

**WR 15-Darius Jennings** (5-10, 180, 3rd Year, Virginia) - Originally a rookie free agent with Cleveland in 2016, he spent time on the practice squads of the Browns, Bears and Jets before arriving in Tennessee in 2017. He set a franchise record in 2018 with a 31.7-yard kickoff return average.

Receiving	G	GS	Rec	Yds	Avg	Lg	TD				
2018	16	0	11	101	9.2	36	0				
Career	20	1	25	218	8.7	36	0				
Returns	PR	FC	Yds	Avg	Lg	TD	KR	Yds	Avg	Lg	TD
2018	0	0	0	0.0	0	0	22	698	31.7	94	1
Career	0	0	0	0.0	0	0	29	856	29.5	94	1

**T 71-Dennis Kelly** (6-8, 321, 8th Year, Purdue) - The former fifth-round pick was acquired in a 2016 trade with the Eagles. In his first three seasons in Tennessee, he played in 43 games, seeing time at both tackle spots and as an extra tight end. He started five games at right tackle in 2018.

2018 G/GS: 11/5, Career G/GS: 73/27

**G/C 62-Corey Levin** (6-4, 307, 3rd Year, Chattanooga) - Levin was a sixth-round pick in 2017, having started 51 games in college. After not seeing action as a rookie, he appeared in all 16 games with one start in 2018.

2018 G/GS: 16/1, Career G/GS: 16/1

**RB 33-Dion Lewis** (5-8, 195, 8th Year, Pittsburgh) - The former fifth-round pick of the Eagles was signed as a free agent in 2018 after spending three seasons in New England. He rushed for 517 yards in 2018 and set career highs with 59 receptions and 400 receiving yards.

	G	GS	Att	Yds	Avg	Lg	TD	Rec	Yds	Avg	Lg	TD
2018	16	7	155	517	3.3	36	1	59	400	6.8	37	1
Career	70	26	484	2,101	4.3	44	11	147	1,117	7.6	40	6

**TE 85-MyCole Pruitt** (6-2, 245, 4th year, Southern Illinois) - Pruitt was signed off Houston's practice squad in September 2018 and played in 15 games in 2018. The Vikings' 2015 fifth-round pick also spent time with the Bears and Texans.

	G	GS	Rec	Yds	Avg	Lg	TD
2018	15	1	9	102	11.3	27	1
Career	36	4	21	204	9.7	32	1

**WR 19-Tajae Sharpe** (6-2, 194, 4th year, Massachusetts) - The fifth-round pick had 41 catches as a rookie in 2016 but spent all of 2017 on injured reserve. He returned to play in all 16 games with 26 receptions in 2018.

	G	GS	Rec	Yds	Avg	Lg	TD
2018	16	13	26	316	12.2	28	2
Career	32	23	67	838	12.5	34	4

## SPECIALISTS

**P 6-Brett Kern** (6-2, 214, 12th Year, Toledo) - Claimed off waivers from the Broncos during the 2009 season, he was named to the Pro Bowl in 2017 and 2018. He is the franchise's career and single-season leader (2017) in both gross and net punting average.

	G	Punt	Blk	Yds	Avg	Lg	TB	I20	NetAvg
2018	16	74	1	3,483	47.1	62	3	39	41.7
Career	176	834	5	38,256	45.9	79	52	318	40.2



## REGULAR TITANS LINEUP

**K 4-Ryan Succop (6-2, 218, 11th Year, South Carolina)** - The former seventh-round pick was signed in 2014 after five seasons in Kansas City. From 2014-17, he made an NFL-record 56 consecutive field goals from inside 50 yards. He is the franchise leader in career field goal percentage.

	G	FGM	FGA	Pct	Lg	XPM	XPA	Pts
2018	16	26	30	86.7	54	28	31	106
Career	160	235	281	83.6	54	314	323	1,019

## DEFENSIVE STARTERS

**DE 96-Brent Urban (6-7, 300, 6th Year, Virginia)** - The former fourth-round pick and Ontario native spent his first five NFL seasons in Baltimore. He started a career-high 16 games in 2018.

	GP	GS	Tackle	Sack	TFL	QBP	Int	PD	FF	FR
2018	16	16	27	0.5	NA	NA	0	2	0	0
Career	41	19	52	3.5	NA	NA	0	5	0	0

**DL 90-DaQuan Jones (6-4, 322, 6th Year, Penn State)** - The 2014 fourth-round pick started every contest in 2015, 2016 and 2018. He set a career high in 2017 with 3.5 sacks and followed with a career-high four tackles for loss in 2018.

	GP	GS	Tackle	Sack	TFL	QBP	Int	PD	FF	FR
2018	16	16	39	0.0	4	14	0	1	0	0
Career	67	61	184	6.0	10	49	0	1	1	2

**DT 99-Jurrell Casey (6-1, 305, 9th Year, USC)** - The third-round draft pick only missed three games in his first eight seasons. He earned second-team AP All-Pro honors in 2013 and was named to the Pro Bowl every year from 2015-18. He had at least five sacks every year from 2013-2018.

	GP	GS	Tackle	Sack	TFL	QBP	Int	PD	FF	FR
2018	15	15	72	7.0	7	50	0	0	2	1
Career	125	123	611	46.0	55	191	0	16	7	3

**OLB 91-Cameron Wake (6-3, 263, 11th Year, Penn State)** - Wake signed with the Titans as an unrestricted free agent from the Dolphins in 2019. From 2009-2018, his 98 sacks tied for the highest total in the NFL (V. Miller). The five-time Pro Bowler ranks second in Dolphins history in sacks.

	GP	GS	Tackle	Sack	TFL	QBP	Int	PD	FF	FR
2018	14	14	36	6.0	5	17	0	1	1	0
Career	146	126	348	98.0	97	213	1	15	22	2

**ILB 54-Rashaan Evans (6-2, 232, 2nd Year, Alabama)** - Drafted 22nd overall in 2018, he played in 15 games with seven starts and registered 63 tackles as a rookie.

	GP	GS	Tackle	Sack	TFL	QBP	Int	PD	FF	FR
2018/Career	15	7	63	0.0	2	6	0	3	0	0

**ILB 55-Jayon Brown (6-0, 226, 3rd Year, UCLA)** - The 2017 fifth-round pick appeared in all 32 games in his first two seasons. In 2018, he ranked second on the defense in tackles (107), sacks (6.0) and quarterback pressures (18, tied).

	GP	GS	Tackle	Sack	TFL	QBP	Int	PD	FF	FR
2018	16	9	107	6.0	6	18	1	7	2	1
Career	32	9	174	7.5	8	24	1	11	2	2

**OLB 98-Harold Landry III (6-2, 252, 2nd Year, Boston College)** - The 41st overall draft pick appeared in 15 games with three starts as a rookie, and his 4.5 sacks tied for third place on the Titans.

	GP	GS	Tackle	Sack	TFL	QBP	Int	PD	FF	FR
2018/Career	15	3	46	4.5	2	18	0	2	1	0

**CB 26-Logan Ryan (5-11, 195, 7th Year, Rutgers)** - The former third-round draft choice with the Patriots arrived in Tennessee in 2017. He played and started 29 games in his first two seasons and set a career high with 4.0 sacks in 2018 before finishing the campaign on injured reserve.

	GP	GS	Tackle	Sack	TFL	QBP	Int	PD	FF	FR
2018	14	14	85	4.0	1	1	0	8	0	0
Career	93	69	409	6.5	NA	NA	13	63	4	0

**CB 25-Adoree' Jackson (5-11, 185, 3rd Year, USC)** - The 18th-overall draft pick in 2017 played in all 32 games in his first two seasons, totaling a team-high 34 passes defended. He also led the team in punt returns in each of his first two campaigns.

Defense	GP	GS	Tackle	Sack	TFL	QBP	Int	PD	FF	FR	
2018	16	13	69	0.0	3	1	2	11	0	0	
Career	32	29	136	0.0	7	2	2	34	3	0	
Returns	PR	FC	Yds	Avg	Lg	TD	KR	Yds	Avg	Lg	TD
2018	16	9	148	9.3	26	0	0	0	0.0	0	0
Career	50	18	438	8.8	46	0	25	578	23.1	57	0

**SS 24-Kenny Vaccaro (6-0, 214, 7th Year, Texas)** - The Saints' former first-round pick was signed by the Titans as a free agent in August 2018. In his first season in Tennessee, his totals included 13 starts, 70 tackles and one interception.

	GP	GS	Tackle	Sack	TFL	QBP	Int	PD	FF	FR
2018	13	13	70	2.0	4	3	1	5	0	0
Career	81	80	552	9.5	NA	NA	9	34	5	3

**FS 31-Kevin Byard (5-11, 212, 4th Year, Middle Tennessee State)** - The 2016 third-round pick appeared in all 48 games with 39 starts during his first three seasons. His 12 total interceptions from 2017-18 were the most in the NFL.

	GP	GS	Tackle	Sack	TFL	QBP	Int	PD	FF	FR
2018	16	16	96	2.0	0	4	4	10	0	0
Career	48	39	246	3.0	9	10	12	32	0	2

**CB 21-Malcolm Butler (5-11, 190, 6th Year, West Alabama)** - Butler signed with the Titans in 2018 after spending his first four NFL seasons with New England, where he won two Super Bowls and earned two Pro Bowl bids. He ranked second on the Titans with three interceptions in 2018.

	GP	GS	Tackle	Sack	TFL	QBP	Int	PD	FF	FR
2018	16	11	56	1.0	3	1	3	13	1	0
Career	75	59	260	3.0	NA	NA	11	60	5	2

## DEFENSIVE RESERVES

**OLB 44-Kamalei Correa (6-3, 241, 4th Year, Boise State)** - The second-round pick was acquired in August 2018 in a trade with Baltimore, where he played in 25 games in two seasons. In his first year in Tennessee, he tallied a career-high 3.5 sacks in 13 games (four starts).

	GP	GS	Tackle	Sack	TFL	QBP	Int	PD	FF	FR
2018	13	4	27	3.5	4	5	0	0	1	0
Career	38	8	38	3.5	NA	NA	0	2	2	0

**DB 29-Dane Cruikshank (6-1, 209, 2nd, Arizona)** - The fifth-round pick played contributed eight special teams tackles and a touchdown as a rookie in 2018.

	GP	GS	Tackle	Sack	TFL	QBP	Int	PD	FF	FR
2018/Career	12	0	2	0.0	0	0	0	0	0	0

**OLB 56-Sharif Finch (6-4, 250, 2nd Year, Temple)** - The former undrafted free agent won a roster spot during the 2018 preseason. He appeared in 15 games as a rookie and totaled 22 tackles and 1.5 sacks.

	GP	GS	Tackle	Sack	TFL	QBP	Int	PD	FF	FR
2018/Career	15	0	22	1.5	2	2	0	0	2	1

**DB 37-Amani Hooker (5-11, 210, Rookie, Iowa)** - The fourth-round pick appeared in 36 games with 19 starts in college. He tallied six career interceptions, including four interceptions as a junior in 2018.

**DL 94-Austin Johnson (6-4, 314, 4th Year, Penn State)** - The 2016 second-round pick appeared in all 32 games from 2017-18. He set career highs in 2018 with nine starts and five quarterback pressures.

	GP	GS	Tackle	Sack	TFL	QBP	Int	PD	FF	FR
2018	16	9	25	1.0	1	5	0	2	0	0
Career	42	12	72	2.5	4	6	0	5	0	0

**CB 36-LeShaun Sims (6-0, 203, 4th Year, Southern Utah)** - The fifth-round pick appeared in 42 games with nine starts through his first three seasons, including appearances in all 16 games (two starts) in 2018.

	GP	GS	Tackle	Sack	TFL	QBP	Int	PD	FF	FR
2018	16	2	21	0.0	1	1	0	0	0	0
Career	42	9	72	0.0	3	1	2	11	1	0

**CB 23-Tye Smith (6-0, 195, 4th Year, Towson)** - The former fifth-round draft choice with the Seahawks arrived in Tennessee in 2017. After playing in 15 games in 2017, he spent all of 2018 on injured reserve.

	GP	GS	Tackle	Sack	TFL	QBP	Int	PD	FF	FR
2018	0	0	0	0.0	0	0	0	0	0	0
Career	19	1	11	0.0	0	0	1	1	0	0

**ILB 59-Wesley Woodyard (6-0, 233, 12th Year, Kentucky)** - The 2014 unrestricted free agent signee from the Broncos missed only two games during his first five seasons in Tennessee. He led the team in tackles in 2014, 2017 and 2018. He has been named a team captain every season during his career.

	GP	GS	Tackle	Sack	TFL	QBP	Int	PD	FF	FR
2018	14	14	124	4.5	7	12	0	2	0	1
Career	165	108	1,024	27.0	NA	NA	8	35	7	5

## LAST WEEK VS. THE EAGLES

# Preseason Week 1: Titans 27, Eagles 10

Thursday, Aug. 8, 2019 • 7:30 p.m. ET • Lincoln Financial Field

## GAME RECAP

In Week 1 of the 2019 preseason, the Titans traveled to Philadelphia to take on the Eagles and won by a score of 27-10. Offensive Coordinator **Arthur Smith** debuted in his new role as the team's playcaller, and orchestrated four Tennessee touchdowns in the victory.

Philadelphia got on the board first, as Eagles QB **Nate Sudfeld** led his team on an eight-play scoring drive that culminated in Eagles K **Jake Elliott** converting a 53-yard field goal as Philadelphia took an early 3-0 lead. However, the Titans offense responded with an 89-yard scoring drive of their own. QB **Ryan Tannehill** tossed first-down passes to TE **MyCole Pruitt** and WR **Kalif Raymond**, and RB **Jeremy McNichols** scampered for a 37-yard gain to help set up a one-yard touchdown reception by Pruitt. K **Austin Barnard** missed the extra point attempt as Tennessee took the lead, 6-3.

On the ensuing Philadelphia drive, Sudfeld connected with Eagles WR **Marken Michel** for a 75-yard score as Philadelphia took the lead again, 10-6.

Later in the second quarter, Tannehill guided the Titans on another scoring drive. With two first-down receptions by Raymond, and one by WR **Taywan Taylor**, Tannehill ultimately connected with TE **Anthony Firkser** for a 23-yard score. Tennessee opted to try for a two-point conversion, and the attempt was successful as Tannehill hit WR **Darius Jennings** for an extra two points as the Titans took a 14-10 lead.

In the fourth quarter, with QB **Logan Woodside** at the reigns of the offense, the Titans put up two more scores to extend the lead. First, Woodside tossed a 25-yard touchdown pass to WR **Cody Hollister**, and with a successful extra point the Titans went ahead 21-10. On the following Tennessee possession, Woodside connected with WR **Tanner McEvoy** for a 17-yard score, but the extra point attempt was blocked by Eagles DT **Treyvon Hester** to extend the Titans lead to 27-10.

The Titans defense limited the Eagles to 10 total first downs, and allowed Philadelphia to convert just one of 10 attempts on third down. Tennessee preserved a 27-10 lead to seal a Week 1 victory.

## SCORING

	1	2	3	4	Final
Tennessee	0	14	0	13	27
Philadelphia	3	7	0	0	10

TEAM	SCORING PLAY	TIME
Eagles	J.Elliott 53 yd. Field Goal	1-1:45
Titans	M.Pruitt 1 yd. pass from R.Tannehill (kick failed, wl)	2-11:44
Eagles	M.Michel 75 yd. pass from N.Sudfeld (J.Elliott kick)	2-11:24
Titans	A.Firkser 23 yd. pass from R.Tannehill (R.Tannehill-D.Jennings pass)	2-1:43
Titans	C.Hollister 25 yd. pass from L.Woodside (A.Barnard kick)	4-13:35
Titans	T.McEvoy 17 yd. pass from L.Woodside (kick blocked)	4-9:37

Missed FGs: J. Elliott (53) 40RU

Attendance: 65,696

Time of Game: 3:11

Weather: Partly Cloudy, 83° F, wind WSW 7 mph

Referee: Alex Kemp

[CLICK TO WATCH HIGHLIGHTS](#)



TEAM STATISTICS

	Titans	Eagles
TOTAL FIRST DOWNS	23	10
THIRD DOWN EFFICIENCY	11-19-58%	1-10-10%
FOURTH DOWN EFFICIENCY	0-4-0%	0-2-0%
TOTAL NET YARDS	388	227
Plays - Avg.	79-4.9	51-4.5
NET YARDS RUSHING	125	37
Rushes - Avg.	33-3.8	17-2.2
NET YARDS PASSING	263	190
Sacks - Yards Lost	3-29	1-6
PASS ATT-COMP-INT	43-30-0	33-15-1
PUNTS - Avg.	4-47.3	6-49.0
PUNT RETURNS - Yards	5-68	2-12
KICKOFF RETURNS - Yards	2-47	3-74
INTERCEPTIONS - Yards	1-24	0-0
PENALTIES Number and Yards	12-117	11-86
FUMBLES - Lost	2-0	2-1
TOUCHDOWNS	4	1
FIELD GOALS Made-Attempts	0-0	1-2
RED ZONE EFFICIENCY	2-2-100%	0-0-0%
GOAL TO GO EFFICIENCY	1-1-100%	0-0-0%
SAFETIES	0	0
GIVEAWAYS	0	2
TAKEAWAYS	2	0
TIME OF POSSESSION	37:51	22:09

## TITANS STARTERS

OFFENSE		DEFENSE	
WR 10	A.Humphries	NT 90	D.Jones
TE 85	M.Pruitt	DT 94	A.Johnson
LT 71	D.Kelly	LB 44	K.Correa
LG 75	J.Douglas	LB 55	J.Brown
C 60	B.Jones	LB 54	R.Evans
RG 66	K.Pamphile	LB 56	S.Finch
RT 78	J.Conklin	DB 25	A.Jackson
WR 19	T.Sharpe	DB 24	K.Vaccaro
WR 13	T.Taylor	DB 31	K.Byard
QB 8	M.Mariota	DB 26	L.Ryan
RB 33	D.Lewis	DB 21	M.Butler

## EAGLES STARTERS

OFFENSE		DEFENSE	
WR 19	J.Arcega-Whiteside	DE 75	V.Curry
LT 77	A.Dillard	DT 97	M.Jackson
LG 69	M.Pryor	DT 98	B.Hector
C 61	S.Wisniewski	DE 94	J.Sweat
RG 72	H.Vaitai	MLB 47	N.Gerry
RT 68	J.Mailata	OLB 51	Z.Brown
TE 88	D.Goedert	CB 22	S.Jones
WR 6	G.Ward	CB 29	A.Maddox
WR 84	C.Johnson	CB 32	R.Douglas
QB 7	N.Sudfeld	S 39	B.Countess
RB 24	J.Howard	S 42	A.Sendejo

## TITANS INDIVIDUAL STATISTICS

Rushing	Att	Yds	Avg	Lg	TD
J.McNichols	8	44	5.5	37	0
D.Dawkins	10	35	3.5	9	0
L.Woodside	2	17	8.5	10	0
A.Barnes	10	14	1.4	4	0
R.Tannehill	1	8	8.0	8	0
D.Lewis	2	7	3.5	4	0
<b>Total</b>	<b>33</b>	<b>125</b>	<b>3.8</b>	<b>37</b>	<b>0</b>

Passing	Att	Cmp	Yds	TD	Lg	IN	Rt
L.Woodside	19	14	138	2	25	0	128.8
R.Tannehill	16	12	130	2	23	0	138.0
M.Mariota	8	4	24	0	9	0	56.2
<b>Total</b>	<b>43</b>	<b>30</b>	<b>292</b>	<b>4</b>	<b>25</b>	<b>0</b>	<b>119.5</b>

Receiving	No	Yds	Avg	Lg	TD
K.Raymond	6	80	13.3	21	0
C.Hollister	4	58	14.5	25	1
A.Humphries	4	24	6.0	9	0
M.Pruitt	3	22	7.3	15	1
A.Firkser	2	29	14.5	23	1
T.Taylor	2	16	8.0	15	0
R.Hewitt	2	11	5.5	9	0
A.Ratliff-Williams	2	8	4.0	4	0
T.McEvoy	1	17	17.0	17	1
C.Wick	1	11	11.0	11	0
D.Jennings	1	9	9.0	9	0
D.Dawkins	1	4	4.0	4	0
A.Barnes	1	3	3.0	3	0
<b>Total</b>	<b>30</b>	<b>292</b>	<b>9.7</b>	<b>25</b>	<b>4</b>

Interceptions	No	Yds	Avg	Lg	TD
J. Tillery	1	24	24.0	24	0
<b>Total</b>	<b>1</b>	<b>24</b>	<b>24.0</b>	<b>24</b>	<b>0</b>

## Leading Tacklers (Press Box Totals)

T. Smith 4-4-0; A. Hooker 3-3-0.

Sacks: L. Sims 1.

FF: T. Smith 1. FR: I. Mack 1.

## EAGLES INDIVIDUAL STATISTICS

Rushing	Att	Yds	Avg	Lg	TD
W.Smallwood	4	11	2.8	4	0
D.Pumphrey	3	11	3.7	6	0
J.Howard	3	8	2.7	5	0
M.Sanders	3	3	1.0	3	0
J.Adams	3	3	1.0	2	0
C.Kessler	1	1	1.0	1	0
<b>Total</b>	<b>17</b>	<b>37</b>	<b>2.2</b>	<b>6</b>	<b>0</b>

Passing	Att	Cmp	Yds	TD	Lg	IN	Rt
N.Sudfeld	18	10	177	1	75	0	107.9
C.Thorson	9	2	7	0	7	1	0.0
C.Kessler	6	3	12	0	6	0	56.2
<b>Total</b>	<b>33</b>	<b>15</b>	<b>196</b>	<b>1</b>	<b>75</b>	<b>1</b>	<b>62.2</b>

Receiving	No	Yds	Avg	Lg	TD
D.Goedert	3	50	16.7	24	0
J.Adams	3	18	6.0	9	0
J.Arcega-Whiteside	2	23	11.5	12	0
W.Smallwood	2	8	4.0	6	0
M.Michel	1	75	75.0	75	1
J.Perkins	1	11	11.0	11	0
B.Miller	1	7	7.0	7	0
D.Thompkins	1	4	4.0	4	0
D.Pumphrey	1	0	0.0	0	0
<b>Total</b>	<b>15</b>	<b>196</b>	<b>13.1</b>	<b>75</b>	<b>1</b>

Interceptions	No	Yds	Avg	Lg	TD
<b>Total</b>	<b>0</b>	<b>0</b>	<b>-</b>	<b>-</b>	<b>0</b>

## Leading Tacklers (Press Box Totals)

J. Hawkins 8-8-0; D. Hall 6-6-0; J. McKinnon 6-5-1.

Sacks: D. Hall 1; S. Miller 1; A. Harris 1.

FF: D. Hall 1; A. Singleton 1. FR: None.

## NOTES FROM LAST WEEK'S GAME

### TITANS TEAM NOTES

- The Titans captains for the game were quarterback Marcus Mariota, wide receiver Tajaé Sharpe, linebacker Wesley Woodyard, safety Kevin Byard, and defensive linemen DaQuan Jones and Matt Dickerson.
- Arthur Smith made his debut as offensive coordinator for the Titans and called plays from the Titans sideline. The offense compiled 388 total net yards, possessed the ball for 37 minutes and 51 seconds, scored touchdowns on both of its chances in the red zone, and converted 11 of 19 attempts on third down.
- Most of the Titans defensive starters played the first two series and allowed one first down, 32 total yards and no points.
- The Titans' starting offensive line was left tackle Dennis Kelly, left guard Jamil Douglas, center Ben Jones, right guard Kevin Pamphile and right tackle Jack Conklin.
- The Titans defense limited the Eagles to 10 total first downs and 1-of-10 on third down. The defense also shut down the Eagles twice on fourth down.
- The Titans defense limited the Eagles to 35 total yards and one first down in the second half.
- Second-year head coach Mike Vrabel earned his first preseason victory as a head coach.
- The win gave the Titans an all-time preseason record of 4-3 against the Eagles.
- The win was the Titans' first road preseason victory since Sept. 1, 2016 at Miami.
- The players who did not play included wide receiver A.J. Brown, running back Derrick Henry, running back David Fluellen, outside linebacker D'Andre Walker, offensive lineman Nate Davis, offensive lineman Rodger Saffold, tight end Delanie Walker, wide receiver Corey Davis, outside linebacker Cameron Wake and defensive lineman Frank Herron. Additionally, defensive lineman Jurrell Casey, tight end Jonnu Smith and kicker Ryan Succop remained on the physically unable to perform list, and defensive lineman Jeffery Simmons remained on the non-football injury list.

### TE ANTHONY FIRKSER

- Caught a 23-yard touchdown pass from Ryan Tannehill in the second quarter.

### WR CODY HOLLISTER

- Totaled 58 yards on four receptions.
- Caught a 25-yard touchdown pass from Logan Woodside in the fourth quarter.

### WR ADAM HUMPHRIES

- Making his preseason debut with the Titans, Humphries caught four passes for 24 yards during the first offensive series, including two receptions to convert third downs.
- Gained 23 yards on his first punt return of the preseason.

### DT ISAIAH MACK

- Recovered a fumble in the second quarter to give the Titans their first takeaway of the preseason.

### QB MARCUS MARIOTA

- Played the first series of the game and completed four of eight passes for 24 yards.

### WR TANNER McEVOY

- Recorded a 17-yard touchdown reception on a pass from Logan Woodside in the fourth quarter.

### RB JEREMY McNICHOLS

- Led the Titans with 44 rushing yards on eight attempts.
- Recorded a 37-yard rush in the second quarter.

### TE MyCOLE PRUITT

- Scored the team's first touchdown of the preseason on a one-yard pass from Ryan Tannehill in the second quarter.

### WR KALIF RAYMOND

- Led the team with six receptions and 80 receiving yards on his 25th birthday.
- Recorded a 21-yard reception to convert a third-and-16 in the second quarter.
- Caught a 19-yard pass from Logan Woodside in the third quarter.
- Returned a punt 27 yards in the third quarter. He totaled three punt returns for 35 yards and added one kickoff return for 24 yards.

### CB LeSHAUN SIMS

- Recorded a six-yard sack on Eagles quarterback Nate Sudfeld in the first quarter.

### CB TYE SMITH

- Forced a fumble late in the second quarter. The ball was recovered by Isaiah Mack to give the Titans their first takeaway of the preseason.
- Led the Titans defense with four total tackles.

### QB RYAN TANNEHILL

- Making his preseason debut with the Titans, Tannehill completed 12 of 16 passes for 130 yards and two touchdowns with no interceptions a passer rating of 138.0.
- Completed a one-yard touchdown pass to tight end MyCole Pruitt to cap a nine-play, 89-yard drive in the second quarter.
- Completed a 23-yard touchdown pass to tight end Anthony Firkser in the second quarter, followed by a completion to wide receiver Darius Jennings for a two-point conversion.

### S JOJO TILLERY

- Recorded the Titans' first interception of the preseason. He picked off a pass from Eagles quarterback Clayton Thorson in the fourth quarter and picked up 24 yards on the return.

### QB LOGAN WOODSIDE

- Led the Titans with 138 yards on 14-of-19 passing with two touchdowns and a passer rating of 128.8.
- Completed a 25-yard touchdown pass to wide receiver Cody Hollister in the fourth quarter.
- Completed a 17-yard touchdown pass to wide receiver Tanner McEvoy in the fourth quarter.



## SELECT TITANS POSTGAME QUOTES

**THURSDAY, AUG. 8, 2019**

### **HEAD COACH MIKE VRABEL**

#### ***(on the performance of the younger players on the roster)***

There were guys that we wanted to evaluate and wanted to see. Throughout camp, this is another extension of the evaluation process, and take the practice and carry it over to the game, and see who plays with some composure to them and makes some plays. I was happy to see Logan (Woodside) in there, Kalif (Raymond) did some nice things, and (Cody) Hollister. All those guys that played down the stretch. I know they were playing hard on that (offensive) line, we got (Jeremy) McNichols a couple carries, (Dalyn) Dawkins always runs hard. We'll take a look at it and then we'll move on.

#### ***(on the performance of wide receiver Kalif Raymond)***

I just think there's a toughness to him. When you watch him, I think he loves football. We're trying to get as many guys around us each and every day that love football. It makes it fun to coach, makes it easy to coach. Not that there's not going to be mistakes, but it makes it fun to coach guys that love football.

#### ***(on the overall quarterback play tonight)***

I mean, we'll look at all of them. It's all relative. But, it was important, I think, to get Logan (Woodside) in there to get him some throws. That was fun to see.

#### ***(on the performance of quarterback Ryan Tannehill)***

We expect the same thing out of every player – be ready to go, know what to do, play fast and aggressive, and do everything in their power to help their team win at as many positions as possible.

#### ***(on the chemistry between quarterback Marcus Mariota and wide receiver Adam Humphries)***

That's why Adam (Humphries) is here, to be a guy that is reliable and dependable. The quarterbacks have trust in him. I thought it was pretty windy early and kind of swirling with the storm coming in. We were able to convert there a few times on third down, and then the drive stalled a little bit, but we were able to get the ball back in decent field position with the defense.

#### ***(on Offensive Coordinator Arthur Smith opting to call plays from the sideline)***

As a lot of things in our daily life in this league, the headsets were down upstairs up until maybe 30 or 40 minutes before game time. So, we had made a decision before that to have him downstairs and work in operation with a few guys upstairs, and then they said (the headsets) were back on. Arthur (Smith)'s comfort level was to be down on the field in case those went out again.

#### ***(on the flow of tonight's game)***

I think OK, too many penalties. Ten guys in the huddle on third-and-two, special teams guys forgetting to remember they're on the special teams unit on defense. Those things happen in preseason, we just have to eliminate them and make sure we're keeping those timeouts for when we need them, as opposed to bailing us out when we have ten guys in the huddle and the delay of games.

#### ***(on Ryan Tannehill coming off of the bench and passing for two touchdowns)***

Again, I'm going to reiterate what I said earlier about every player on this team has to be ready to play, whether they start the game or they go in the game via injury or substitution, and that they're ready to go, and they give the team the best chance to win. Ryan (Tannehill) was one of those guys that did that tonight, along with a lot of other guys.

#### ***(on the importance of the backup quarterback on the depth chart)***

Well, I think it's always vital. It's vital at every position to have depth. We're trying to build depth with our team, and have the strongest possible roster and competitions at every position.

#### ***(on cornerback Adoree' Jackson's aggressiveness on plays downfield)***

I don't think that's being reckless or being aggressive. Being aggressive would have been to take his left arm, which we all know is the long arm, the

one closest to the ball, and bat it down. But, it was great to see him come back and make some plays and challenge. Sometimes you don't always execute the play or the detail how we coach it, but that's football and that's life. Living out there on the corner position you have to be come back and understand they'll throw at you again, and I thought he was ready to go the next couple times.

#### ***(on the performance of the tight end group tonight)***

(MyCole) Pruitt has been grinding away and trying to improve. As long as he catches every one we throw him – he's probably not going to be the primary target – but as a quarterback progresses through, as long as those guys catch every one thrown to them, I think they'll have a productive game and a productive season.

#### ***(on wide receiver Taywan Taylor's dropped passes)***

You'll be able to ask him here in a second. I can't tell you how hard he was concentrating or how little he was concentrating. I think understanding the situation of where we're at on third down, we're you're at on the field, and when we take shots down the field, we all have to be able to come down with them and give guys a chance to catch it. We need to make those plays when we get them.

#### ***(on the veteran players supporting the younger players in the later quarters of the game)***

It's something that I ask. I've been one of those guys that has been out there in the fourth quarter of these games. It meant a lot to me at the time that I played when I would look over there and guys are yelling, 'Hey, be alert for this,' or whatever, just cheering them on and encouraging them. We ask them to keep their pads on and stay focused on the game, and help those guys in any possible way.

#### ***(on his impression of the defense tonight)***

Well, this was just the next step in really where we are in practice. We'll look at it and see where we were with missed tackles, and try to coach the penalties. That's something that, I think, we all believe in. We have to play aggressive in this league, but do it without 12 penalties or whatever we ended up having.

### **QB MARCUS MARIOTA**

#### ***(on his connection with wide receiver Adam Humphries)***

Yeah, and he makes it easy. He finds soft zones, he is a tough matchup for other teams, and again, he just makes it easy on us.

#### ***(on the importance of having quarterback Ryan Tannehill as the backup quarterback)***

Huge, our quarterback room is something pretty special. We have a pretty good group of guys. Logan (Woodside) and Ryan (Tannehill) both have been a tremendous support, and I think for us it's just a competition. We get to go out there and try to compete every single day, and I just like the atmosphere. I like the culture of the quarterback room, I love the culture of this team. We are just going to continue to build off what we've done and lean on each other.

#### ***(on the provided comfort level of having an experienced backup quarterback behind him)***

Yeah, it's huge. I think for all of us, Ryan (Tannehill) has done a great job of just coming in and being that support system. For me especially, I can't say enough to have a guy that's played in this league that's got the experience that he does. Means the world to us. He has been nothing but help to all of us.

#### ***(on communicating with Offensive Coordinator Arthur Smith tonight)***

I thought it went well, I thought it went really well. Pretty smooth. I thought the operation in and out of the huddle went well, and I think everything was pretty clean and crisp.

#### ***(on if he played for as long as he anticipated and how he thought those drives went)***

We had an idea. Once you get into it you obviously want to play a little more, but for the most part, again, I thought we did a fairly good job early on. We converted some third downs and then just got stuck. But, no matter what, we have something to build off of, a good amount of plays in, and looking forward to next week.

## TRAINING CAMP INFORMATION

Training camp is the best time for fans to get an up-close look at the current Tennessee Titans. It is the only time of the year when practice is open to the public. A total of nine practices are scheduled for fans to watch from July 27 through Aug. 15. For more information on Titans training camp, fans can visit the team's official website, [TitansOnline.com](http://TitansOnline.com).



**DIRECTIONS AND PARKING:** Admission to practice and parking for fans is free at training camp. Fans attending training camp may park directly across the street from Saint Thomas Sports Park at 445 Great Circle Road. Once those spaces are filled, fans are directed to Ted Rhodes Park Multipurpose Fields at 720 Mainstream Drive, where a complimentary shuttle runs continuously to and from practice. Parking on the property of other area businesses could result in the vehicle being towed.

### Directions to Saint Thomas Sports Park/Parking at 445 Great Circle Road:

- From Interstate 65 in downtown Nashville, take Exit 85 (Rosa Parks Boulevard) North.
- Proceed on Rosa Parks Boulevard and turn right on Athens Way.
- Turn left on Great Circle Road.
- Security officials will direct fans to the parking lot on the right and assist crossing the street into Saint Thomas Sports Park.

### Directions to Ted Rhodes Park Multipurpose Fields (720 Mainstream Dr.) from I-65:

- From Interstate 65 in downtown Nashville, take Exit 85 (Rosa Parks Boulevard) North.
- Continue for approximately 1.5 miles.
- Turn right on Mainstream Drive.
- Parking is immediately to the right.
- Shuttles between Rhodes Park and Saint Thomas Sports Park will operate continuously from one hour before practice until one hour after practice.

### Directions to Ted Rhodes Park Multipurpose Fields (720 Mainstream Dr.) from Saint Thomas Sports Park:

- Proceed west on Great Circle Road for a quarter mile.
- Turn right on Mainstream Drive
- Continue approximately 0.8 miles before turning left into the parking lot. The turn is before the intersection of Mainstream Drive and Rosa Parks Blvd.
- Shuttles between Rhodes Park and Saint Thomas Sports Park will operate continuously from one hour before practice until one hour after practice.

### FAN ENTRY/CLEAR BAG POLICY AT SAINT THOMAS SPORTS PARK:

For the safety of fans, security measures are in place at training camp. Before entering the premises, fans must go through a metal detector. Spectators must adhere to the same **clear bag policy** that is in place for all NFL games, including Titans games at Nissan Stadium. Backpacks, purses, large duffel bags and suitcases are not allowed. More information on the NFL's clear bag policy is available at [www.NFL.com/allclear](http://www.NFL.com/allclear).

Other Items not allowed on the grounds include food and beverages brought from the outside, tobacco products, liquids, coolers, umbrellas, chairs and strollers.

Gates to the practice field generally open 15-30 minutes prior to the scheduled practice.

**COLD, FILTERED WATER STATION PROVIDED:** Fans are permitted to bring empty water bottles to practice at Saint Thomas Sports Park. A cold, filtered water station is available on the grounds for use free of charge. Cold, non-alcoholic beverages also are available for purchase.

**BLEACHER SEATING:** Several sets of temporary bleachers surround the fields of Saint Thomas Sports Park. Standing along the sideline fence is discouraged in order to ease traffic flow for fans.

**PRACTICE LENGTH:** Practices typically last two hours but can run shorter or longer.

## REMAINING PUBLIC TRAINING CAMP PRACTICES

The following training camp practices (all at Saint Thomas Sports Park) are open to the general public, weather permitting:

Sat., Aug. 10 . . . . 1:50 – 3:45 p.m.  
 Sun., Aug. 11 . . . . 10:00 a.m. – 12:15 p.m.  
 Wed., Aug. 14 . . . . 9:50 a.m. – Noon . . . . with Patriots  
 Thurs., Aug. 15 . . . . 9:50 a.m. – Noon . . . . with Patriots



**DRESS APPROPRIATELY:** Fans should dress appropriately for the heat of Middle Tennessee. Training camp practices often take place during the hottest portions of the day, and most bleacher seats are not shaded.

**WEATHER POLICY:** For the safety of fans, players, media and staff members, practice will be postponed, canceled or moved indoors if stormy weather threatens Saint Thomas Sports Park. For safety reasons, fans will not be allowed to wait at the practice field and will be asked to return to their vehicles. In some cases, practice also could be moved indoors due to extreme heat. All indoor ("bubble") practices are closed to the general public.

**AUTOGRAPHS:** Every player on the Titans roster takes part in a free autograph session after practice at least once during training camp. Generally, a different group of players are assigned each day, including several recognizable members of the roster, and additional players may choose to sign autographs at their discretion. The players signing autographs on a particular day are not announced in advance. Autographs take place near the south (far) end zone, between the sideline and end zone bleachers. The players' time is limited, however, and fans are not guaranteed to receive autographs from specific players. Autograph sessions are canceled upon inclement weather.

**MERCHANDISE AND CONCESSIONS:** A Titans Locker Room merchandise trailer is open before, during and after all practices, selling a variety of Titans goods and apparel. The merchandise tent is located at the entrance to the practice field. Additionally, a concession stand selling ice cold Coca-Cola products is open during all practices.

**ACCESS TO PRACTICE IS ON A FIRST-COME, FIRST-SERVED BASIS:** Although over-crowding is rare at training camp practices, there is a limit to the number of fans who can safely attend practices. Fans arriving first will be given first priority.

## TICKETS ON SALE

Tickets for the 2019 season at Nissan Stadium are now on sale. For information on becoming a season ticket member, fans can visit [TitansOnline.com/tickets](http://TitansOnline.com/tickets), email [ticketssales@titans.nfl.com](mailto:ticketssales@titans.nfl.com) or call (615) 565-4200.

Benefits to becoming a Titans season ticket member include access to exclusive VIP events year-round, presales to Nissan Stadium events and concerts, complimentary NFL RedZone and NFL Rewind access, playoff ticket priority, a unique season ticket member gift each season, monthly payment plans and annual opportunities to win unique prizes, including autographed memorabilia and special gameday experiences.

## EXECUTIVE VICE PRESIDENT/GENERAL MANAGER JON ROBINSON

[Video: Jon Robinson Recaps 2019 Draft Class](#)

[Jon Robinson Discusses 2019 Free Agency Additions, QB Situation, and What's Next](#)

[Video: Jon Robinson Reviews 2018, Looks to 2019](#)

[JD RF Event a Success, with Help of Titans GM Jon Robinson](#)

TITANS FOOTBALL ADMINISTRATION/  
PLAYER PERSONNEL STAFF

Jon Robinson . . . . .	Executive Vice President/General Manager
Vin Marino . . . . .	Vice President of Football Administration
Ryan Cowden . . . . .	Vice President of Player Personnel
Brian Gardner . . . . .	Director of Pro Scouting
Jon Salge . . . . .	Director of College Scouting
Kevin Turks . . . . .	Assistant Director of Pro Scouting
Mike Boni . . . . .	National Scout
Dale Thompson . . . . .	National Scout
Brandon Taylor . . . . .	Pro Scout
Casey Callahan . . . . .	College Scout
Patrick Callaway . . . . .	College Scout
T.J. Earley . . . . .	College Scout
Tom Roth . . . . .	College Scout
Wes Slay . . . . .	College Scout
Rob Riederer . . . . .	Scouting Coordinator
Patrick Woo . . . . .	Scouting Coordinator
Matt Miller . . . . .	Scouting Assistant
Blaise Taylor . . . . .	Scouting Assistant
Carly Mygrants . . . . .	Exec. Asst. to EVP & General Manager/Football Administration Coordinator



selections since 1987. Davis led the Titans in receiving in 2018 (65 receptions for 891 yards). Jackson played in all 32 games in his first two seasons, totaling a team-high 34 passes defended. He also led the team in punt returns in each of his first two campaigns. The Titans' 2017 draft haul also featured wide receiver **Taywan Taylor** and tight end **Jonnu Smith** in the third round and linebacker **Jayon Brown** in the fifth round.

**2016:** In his first year as an NFL general manager, Robinson's leadership and decision-making helped the Titans triple their win total from the previous season, finishing 9-7 in 2016 after a 3-13 finish in 2015. The six-win improvement tied for the most in franchise history (1967 and 1974) and doubled the previous club benchmark for the most wins in the first year under a new general manager (three by **Bum Phillips** in 1975).

Within the first four months at his post, Robinson pulled the trigger on several key personnel decisions. On March 9, 2016, he made his first major acquisition, swapping fourth-round draft picks with the Philadelphia Eagles in exchange for running back **DeMarco Murray**. The trade provided major dividends in 2016, as Murray led the AFC and ranked third in the NFL with 1,287 rushing yards.

Around the same time, Robinson began to work the free agent market. Center **Ben Jones** and wide receiver **Rishard Matthews** highlighted the haul, and both were instrumental in helping to transform the Titans offense into the 11th-ranked unit in the NFL. Jones started all 16 games and keyed a rushing attack that ranked third in the league, while Matthews set career highs with 65 receptions (tied for the team lead), a team-high 945 receiving yards and a team-high nine touchdown receptions.

On April 14, 2016, two weeks before the NFL Draft, Robinson and the Titans dealt the first overall pick to the Los Angeles Rams in one of the biggest trades in recent NFL history. The Titans gave up the No. 1 pick and a fourth-rounder in order to receive the 15th overall pick, two second-rounders and a third-rounder in 2016, plus the Rams' first- and third-round picks in 2017. From 1990–2015, there were seven trades involving the No. 1 overall pick, but this was the first since 2004, when the San Diego Chargers selected **Eli Manning** with the first pick and dealt his rights to the New York Giants.

The Titans had their hands at one point or another on 17 selections in the 2016 draft due to five different trades (including one trade in 2015), and in the end, they ended up with a class of 10 players, including four of the top 45 picks. Robinson swung a draft-day trade with the Cleveland Browns to move back up to the eighth slot to choose Michigan State tackle **Jack Conklin**.

All 10 members of Robinson's first draft class played in at least one game in 2016. They accumulated a total of 110 games played and 38 starts,

**Jon Robinson** was hired as Titans general manager on Jan. 14, 2016 after spending two years as director of player personnel for the Tampa Bay Buccaneers. Nearly one year later, on Jan. 5, 2017, he was promoted to executive vice president/general manager.

In his first three years on the job, the Titans finished with three consecutive 9-7 seasons. It marked the first time the organization produced at least three consecutive winning seasons since a seven-year run of winning records from 1987–1993. The Titans were one of six NFL teams to accomplish the feat from 2016–2018, joining New England, Seattle, Kansas City, Pittsburgh and Dallas. Robinson became only the second general manager in franchise history whose first three teams finished above the .500 mark, joining **Mike Holovak** (1989-91).

Robinson's work helped the team go from three wins in the season prior to his arrival (2015) to a Divisional Round playoff finish following the 2017 campaign. He became the fifth general manager in franchise history to have the team in the playoffs within his first two full seasons.

Robinson turned over more than 80 percent of the Titans roster in his first three years on the job. At the end of the 2018 campaign, 43 players on the club's 53-man roster (81.1 percent) were added after Robinson arrived in Tennessee—27 free agents, two players acquired via trade, one waiver pickup and 13 draft picks. An additional nine players he acquired (six free agents, two draft picks and one waiver claim) ended 2018 on injured reserve.

Near the beginning of the 2019 free agent signing period, Robinson worked quickly to add several veterans from other teams who figure to have key roles in 2019: Buccaneers wide receiver **Adam Humphries**, Rams guard **Rodger Saffold**, Dolphins defensive end/outside linebacker **Cameron Wake** and Dolphins quarterback **Ryan Tannehill** via trade. Robinson also worked to re-sign starting safety **Kenny Vaccaro** and punter **Brett Kern**.

Then, in the 2019 NFL Draft, Robinson directed the selection of six total players, including Mississippi State defensive lineman **Jeffery Simmons** in the first round (19th overall) and Ole Miss wide receiver **A.J. Brown** in the second round (51st overall).

**2018:** The Titans' 2018 free agent class included a pair of former New England Patriots: Pro Bowl cornerback **Malcolm Butler** and running back **Dion Lewis**. In his first season in Tennessee, Butler played in all 16 games (11 starts) and finished second on the squad with three interceptions. Lewis rushed for 517 yards and added career highs with 59 receptions and 400 receiving yards. In early August, the Titans signed Vaccaro, who went on to start 13 games.

Robinson's 2018 draft class was comprised of four players after he used multiple trades to go up and get his targets. It included first-round linebacker **Rashaan Evans** from Alabama (22nd overall pick) and second-round outside linebacker **Harold Landry III** from Boston College (41st overall). Evans was slowed initially by an injury that caused him to miss the entire preseason, but he returned to play in 15 games with seven starts. Landry also appeared in 15 games (three starts), and his 4.5 sacks tied for third place on the Titans.

Robinson selected 23 total players in his first three drafts as general manager, and 15 of those picks remained with the club at the end of the 2018 season. During the same three years, he engineered 14 trades and made eight waiver claims (through December 2018).

**2017:** During the 2017 offseason, Robinson used free agency to address needs on defense and special teams. Most notably, he spearheaded deals for cornerback **Logan Ryan** (New England), safety **Johnathan Cyprien** (Jacksonville) and special teams contributor and 2017 Pro Bowler **Brynden Trawick** (Oakland).

In the 2017 NFL Draft, Robinson spent first-round picks on wide receiver **Corey Davis** (fifth overall) and cornerback **Adoree' Jackson** (18th overall). It marked the first time the franchise had a pair of first-round draft



including 16 starts at right tackle by Conklin. The eighth-overall pick capped his successful rookie campaign by being named first-team All-Pro by Associated Press. Other rookies in 2016 who made significant contributions included second-round running back **Derrick Henry**, third-round safety **Kevin Byard** and fifth-round wide receiver **Tajae Sharpe**. Henry led the team in rushing in both 2017 and 2018, while Byard earned first-team All-Pro honors and a Pro Bowl berth in his second season. From 2017 through 2018, Byard's 12 interceptions led the NFL.

**PRIOR HISTORY:** Robinson arrived in Tennessee with a wide range of experience from working his way up on the personnel side of the NFL. From 2014–2015, he served as director of player personnel for the Buccaneers and oversaw both college and pro departments as the team rebuilt its roster. The 2015 Buccaneers draft class made a significant impact, including four rookie starters: quarterback **Jameis Winston**, tackle **Donovan Smith**, guard **Ali Marpet** and linebacker **Kwon Alexander**.

Prior to joining Tampa Bay, Robinson spent 12 years with the New England Patriots, including his last five years (2009-13) as the director of college scouting. In the five years heading up their college scouting, the Patriots added a number of key components to their roster that won the Super Bowl in 2014, including wide receiver **Julian Edelman**, defensive back **Devin McCourty**, tight end **Rob Gronkowski**, tackle **Nate Solder** and defensive end **Chandler Jones**. He joined the Patriots as an area scout in 2002, a role he served for four seasons. Robinson then spent two years (2006-07) as a regional scout, before being promoted to assistant director of college scouting in 2008 and then director of college scouting in 2009. In his time scouting for the Patriots the team won 10 division titles, four conference titles and two Super Bowls (2003, 2004).

Robinson played three years at Southeast Missouri State as a defensive lineman after starting his college career at the Air Force Academy. Following his college career as a player, he spent one season (1998) coaching at his alma mater and three years (1999-2001) coaching at Nicholls State.

A native of Union City, Tenn., Robinson and his wife, Jaimie, have two daughters, Taylor and Bailey.

#### JON ROBINSON'S BACKGROUND:

**2017-19:** Tennessee Titans - Executive Vice President/General Manager

**2016:** Tennessee Titans - General Manager

**2014-15:** Tampa Bay Buccaneers - Director of Player Personnel

**2009-13:** New England Patriots - Director of College Scouting

**2008:** New England Patriots - Assistant Director of College Scouting

**2006-07:** New England Patriots - Regional Scout

**2002-05:** New England Patriots - Area Scout

**1999-01:** Nicholls State - Assistant Coach

**1998:** Southeast Missouri State - Assistant Coach

### THREE WINNING SEASONS

**Jon Robinson** constructed a roster that produced three consecutive winning seasons in Robinson's first three years on the job. The club went 9-7 in 2016, 2017 and 2018, with a postseason berth following the 2017 campaign.

Robinson became only the second general manager in franchise history whose first three teams finished above the .500 mark, joining **Mike Holovak** (1989-91).

Additionally, Robinson's .563 winning percentage qualified as the third best among the franchise's general managers in their first three seasons (minimum three seasons).

**Highest winning percentage in a general manager's first three seasons, franchise history:**

New GM	1st 3 Seasons (or fewer)	Seasons Over .500	3-Year Total			
			W	L	T	Pct
Don Suman	1961-62 (2)	2	21	6	1	.768
Mike Reinfeldt	2007-09	2	31	17	0	.646
Mike Holovak	1989-91	3	29	19	0	.604
<b>Jon Robinson</b>	<b>2016-18</b>	<b>3</b>	<b>27</b>	<b>21</b>	<b>0</b>	<b>.563</b>
Bum Phillips	1975-77	2	23	19	0	.548
Don Klosterman	1966-68	1	19	22	1	.464
Frank "Pop" Ivy	1963 (1)	0	6	8	0	.429
Floyd Reese	1994-96	0	17	31	0	.354
Ruston Webster	2012-14	0	15	33	0	.313
Sid Gillman	1973-74 (2)	0	8	20	0	.286
Carroll Martin	1964-65 (2)	0	8	20	0	.286
Ladd Herzeg	1981-83	0	10	31	0	.244
John Breen	1971-72 (2)	0	5	22	1	.196

## ROBINSON TO THE PLAYOFFS IN YEAR 2

In January 2016, Titans controlling owner **Amy Adams Strunk** hired general manager **Jon Robinson**, who helped turn the Titans into a playoff team by his second season.

Robinson became the fifth general manager in franchise history to have the team in the playoffs within his first two full seasons.

**Titans/Oilers general managers in the playoffs within their first two full seasons:**

Head Coach	First Full Season as General Manager	Postseason Berths in First Two Seasons
	2016	2017 (Year 2)
<b>Jon Robinson</b>	2007	2007, 2008 (Years 1 & 2)
Mike Reinfeldt	1989	1989, 1990 (Years 1 & 2)
Don Klosterman	1966	1967 (Year 2)
Don Suman	1961	1961, 1962 (Years 1 & 2)

## FIRST-YEAR GENERAL MANAGERS

**Jon Robinson** was the 13th general manager hired in franchise history. In his first season, he helped lead the Titans to a 9-7 record after inheriting a 3-13 squad from 2015. No new general manager for the club had ever before seen a win increase of more than three games in his first season.

Robinson's nine wins were one shy of the previous record for a first-year general manager, a mark shared by **Mike Reinfeldt** (10-6 in 2007) and **Don Suman** (10-3-1 in 1961).

**History of Titans/Oilers new general managers and improvement in first season:**

New GM	1st Season	W-L in 1st Season	Team W-L Prev. Season	Win Improvement
	2016	9-7	3-13	6
Ruston Webster	2012	6-10	9-7	-3
Mike Reinfeldt	2007	10-6	8-8	2
Floyd Reese	1994	2-14	12-4	-10
Mike Holovak	1989	9-7	10-6	-1
Ladd Herzeg	1981	7-9	11-5	-4
Bum Phillips	1975	10-4	7-7	3
Sid Gillman	1973	1-13	1-13	0
John Breen	1971	4-9-1	3-10-1	1
Don Klosterman	1966	3-11	4-10	-1
Carroll Martin	1964	4-10	6-8	-2
Frank "Pop" Ivy	1963	6-8	11-3	-5
Don Suman	1961	10-3-1	10-4	0

Among the four new NFL general managers hired in 2016, Robinson led the group by leading the Titans to six more wins than the previous season.

**New NFL general managers in 2016:**

New GM	Team	2016 W-L	Team's 2015 W-L	Win Improvement
		9-7	3-13	6
<b>Jon Robinson</b>	<b>Tennessee Titans</b>	9-7	3-13	6
Chris Grier	Miami Dolphins	10-6	6-10	4
Bob Quinn	Detroit Lions	9-7	7-9	2
Paul DePodesta*	Cleveland Browns	1-15	3-13	-2

\* Chief Strategy Officer



## FREE AGENCY UNDER ROBINSON

### 2019

Free Agents Signed	Former Team
WR Adam Humphries	Tampa Bay
G Rodger Saffold	L.A. Rams
DL Brent Urban	Baltimore
OLB Cameron Wake	Miami

Free Agents Lost	New Team
TE Luke Stocker	Atlanta
G Quinton Spain	Buffalo

### 2018

Free Agents Signed	Former Team
CB Malcolm Butler	New England
WR Michael Campanaro	Baltimore
LB Will Compton	Washington
QB Blaine Gabbert	Arizona
RB Dion Lewis	New England
S Kendrick Lewis	Baltimore
DL Bennie Logan	Kansas City
G Kevin Pamphile	Tampa Bay
OL Xavier Su'a-Filo	Houston
S Kenny Vaccaro	New Orleans
WR Nick Williams	Atlanta

Free Agents Lost	New Team
DB Curtis Riley	N.Y. Giants
QB Brandon Weeden	Houston
LB Avery Williamson	N.Y. Jets
G/C Brian Schwenke	New England
WR Eric Decker	New England

### 2017

Free Agents Signed	Former Team
LB Daren Bates	Oakland
S Johnathan Cyprien	Jacksonville
WR Eric Decker	N.Y. Jets
CB Demontre Hurst	Chicago
OL Tim Lelito	New Orleans
CB Logan Ryan	New England
S Brynden Trawick	Oakland
OLB Erik Walden	Indianapolis
KR/WR Eric Weems	Atlanta
NT Sylvester Williams	Denver

Free Agents Lost	New Team
T/G Byron Bell	Dallas
CB Valentino Blake	N.Y. Giants
TE Anthony Fasano	Miami
C/G Brian Schwenke	Indianapolis (later re-signed in Tennessee)
LB Sean Spence	Indianapolis
G Chance Warmack	Philadelphia
WR Kendall Wright	Chicago

### 2016

Free Agents Signed	Former Team
CB Brice McCain	Miami
C Ben Jones	Houston
QB Matt Cassel	Dallas
WR Rishard Matthews	Miami
LB Sean Spence	Pittsburgh
CB Valentino Blake	Pittsburgh
S Rashad Johnson	Arizona

Free Agents Lost	New Team
LB Zach Brown	Buffalo
LB Steven Johnson	Pittsburgh
OL Joe Looney	Dallas
CB Coty Sensabaugh	Los Angeles

## JON ROBINSON'S DRAFT CLASSES

Bold = currently on the Titans roster, practice squad or reserve lists

### 2019

Rd.	Pick	Player	Pos.	College
1	19	Jeffery Simmons	DL	Mississippi State
2	51	A.J. Brown	WR	Mississippi
3	82	Nate Davis	OL	Charlotte
4a	116	Amani Hooker	DB	Iowa
5b	168	D'Andre Walker	OLB	Georgia
6a	188	David Long	LB	West Virginia

### 2018

Rd.	Pick	Player	Pos.	College
1	22	Rashaan Evans	LB	Alabama
2	41	Harold Landry III	OLB	Boston College
5	152	Dane Cruikshank	DB	Arizona
6	199	Luke Falk	QB	Washington State

### 2017

Rd.	Pick	Player	Pos.	College
1	5	Corey Davis	WR	Western Michigan
1	18	Adoree' Jackson	CB	Southern California
3	72	Taywan Taylor	WR	Western Kentucky
3	100	Jonnu Smith	TE	Florida International
5	155	Jayon Brown	LB	UCLA
6	217	Corey Levin	OL	Chattanooga
7	227	Josh Carraway	OLB	Texas Christian
7	236	Brad Seaton	T	Villanova
7	241	Khalfani Muhammad	RB	California

### 2016

Rd.	Pick	Player	Pos.	College
1	8	Jack Conklin	T	Michigan State
2	33	Kevin Dodd	OLB	Clemson
2	43	Austin Johnson	DL	Penn State
2	45	Derrick Henry	RB	Alabama
3	64	Kevin Byard	S	Middle Tennessee St.
5	140	Tajae Sharpe	WR	Massachusetts
5	157	LeShaun Sims	CB	Southern Utah
6	193	Sebastian Tretola	G	Arkansas
7	222	Aaron Wallace	OLB	UCLA
7	253	Kalan Reed	CB	Southern Mississippi



The 2019 Titans draft class (L to R): (front row) A.J. Brown, David Long Jr., Amani Hooker; (back row) D'Andre Walker, Nate Davis, Jeffery Simmons

## 2019 TITANS DRAFT REVIEW

**DL JEFFERY SIMMONS** | 6-4, 305, Mississippi State  
1st round, 19th overall



**College:** During a three-year career as a defensive tackle at Mississippi State (2016-18), Simmons appeared in 38 contests with 28 starts. He finished his career ranked sixth in school history with 32.5 tackles for loss. He also tied for sixth in MSU annals with five forced fumbles and tied for fourth with three blocked kicks. His totals also included 163 tackles, seven sacks, seven passes defended and two defensive touchdowns. He was one of two players in the nation to be named a Bednarik Award Semifinalist in both 2017 and 2018.

**WR A.J. BROWN** | 6-1, 226, Mississippi  
2nd round, 51st overall

**College:** In three seasons at Ole Miss (2016-18), Brown appeared in 36 games and made 25 starts. Brown set the standard in the Ole Miss record book, becoming the program's all-time leading receiver with 2,984 yards. He ranked third in school history with 189 receptions and fifth all-time with 19 touchdowns. Brown averaged 15.8 yards per catch, and he tallied the most 100-yard receiving games in Ole Miss history with 12. He became the third player in school history to top 1,000 yards in a single season, and the only receiver in Ole Miss history to tally 60 or more receptions in back-to-back seasons.

**OL NATE DAVIS** | 6-3, 316, Charlotte  
3rd round, 82nd overall

**College:** In four seasons at Charlotte (2015-18), Davis appeared in 41 career games with 37 starts. A four-year starter on the offensive line, Davis started at guard from 2015-17 before switching to right tackle for his senior season in 2018. As a senior, Davis earned First Team All-Conference USA recognition by Phil Steele and Second Team All-Conference USA recognition by the league's coaches.

**DB AMANI HOOKER** | 5-11, 210, Iowa  
4th round, 116th overall

**College:** During a three-year career at Iowa (2016-18), Hooker played in 36 games with 19 starts and totaled 125 tackles, six interceptions, a sack, 3.5 tackles for loss and nine passes defended. As a junior, he was named the Big Ten's Tatum-Woodson Defensive Back of the Year, selected second-team All-America by The Associated Press and USA Today and earned All-Big Ten recognition by league coaches and media. In 2018, he started all 13 games and shared the team lead with four interceptions and seven pass break-ups.

**OLB D'ANDRE WALKER** | 6-2, 251, Georgia  
5th round, 168th overall

**College:** During a four-year career at Georgia (2015-18), Walker appeared in 54 games (13 starts) and totaled 113 tackles, 13.5 sacks, 27.5 tackles for loss, four passes defended, five forced fumbles, one fumble recoveries and two blocked punts. As a senior, he started all 13 games in which he played and established career highs with 45 tackles, a team-best 7.5 sacks, a team-high 14 quarterback pressures, three passes defended, four forced fumbles and one fumble recovery. He also led the Bulldogs with 11 tackles for loss.

**LB DAVID LONG JR.** | 5-11, 227, West Virginia  
6th round, 188th overall

**College:** During a three-year career at West Virginia (2016-18), Long played in 34 games with 31 starts and totaled 252 tackles, 14 sacks and 40 career tackles for loss, which tied for third place on West Virginia's all-time list. In 2018, he started all 12 games at Will linebacker and was named Big 12 Defensive Player of the Year by the coaches and Associated Press. He garnered second-team All-America honors and first-team All-Big 12 accolades from the Associated Press. He led the team with 111 tackles, eight sacks and 19 tackles for loss, the latter of which tied for the single-season program record.

## TRADES BY JON ROBINSON

### 2019 TRADES

Trade Date/Teams	Compensation	Overall	Player Selected	Note
<b>1. March 15, 2019</b>				
Tennessee Receives:	Player: QB Ryan Tannehill			
	Draft Choice: Round 6, 2019	#188	LB David Long	
Miami Receives:	Draft Choice: Round 7, 2019	#233	RB Chandler Cox	
	Draft Choice: Round 4, 2020			
<b>2. April 27, 2019 (Draft Day Trade)</b>				
Tennessee Receives:	Draft Choice: Round 4, 2019	#116	DB Amani Hooker	Pick originally from Miami through New Orleans
	Draft Choice: Round 5, 2019	#168	OLB D'Andre Walker	Pick originally from New Orleans
N.Y. Jets Receive:	Draft Choice: Round 4, 2019	#121	TE Trevon Wesco	
	Draft Choice: Round 5, 2019	#157	LB Blake Cashman	

### 2018 TRADES

Trade Date/Teams	Compensation	Overall	Player Selected	Note
<b>1. April 26, 2018 (Draft Day Trade)</b>				
Tennessee Receives:	Draft Choice: Round 1, 2018	#22	LB Rashaan Evans	Pick originally from Kansas City through Buffalo
	Draft Choice: Round 6, 2018	#215	C Bradley Bozeman	Pick traded back to Baltimore
Baltimore Receives:	Draft Choice: Round 1, 2018	#25	TE Hayden Hurst	
	Draft Choice: Round 4, 2018	#125	DB Avonte Maddox	Pick traded to Philadelphia
<b>2. April 27, 2018 (Draft Day Trade)</b>				
Tennessee Receives:	Draft Choice: Round 2, 2018	#41	OLB Harold Landry III	
Oakland Receives:	Draft Choice: Round 2, 2018	#57	DT P.J. Hall	
	Draft Choice: Round 3, 2018	#89	T Joseph Noteboom	Pick traded to L.A. Rams
<b>3. April 28, 2018 (Draft Day Trade)</b>				
Tennessee Receives:	Draft Choice: Round 5, 2018	#152	DB Dane Cruikshank	
Baltimore Receives:	Draft Choice: Round 5, 2018	#162	WR Jordan Lasley	
	Draft Choice: Round 6, 2018	#215	C Bradley Bozeman	Pick originally from Baltimore
<b>4. August 28, 2018</b>				
Tennessee Receives:	Player: LB Kamalei Correa			
Baltimore Receives:	Draft Choice: Round 6, 2019		DB Marcus Epps	Pick traded to Minnesota



## TRADES BY JON ROBINSON

## 2017 TRADES

Trade Date/Teams	Compensation	Overall	Player Selected	Note
<b>1. April 28, 2017 (Draft Day Trade)</b>				
Tennessee Receives:	Draft Choice: Round 3, 2017	#72	WR Taywan Taylor	Pick originally from Carolina
	Draft Choice: Round 6, 2017	#200	T Adam Bisnowaty	Pick traded to N.Y. Giants; originally from Indianapolis
New England Receives:	Draft Choice: Round 3, 2017	#83	DE Derek Rivers	
	Draft Choice: Round 4, 2017	#124	LB Jalen Reeves-Maybin	Pick traded to Detroit
<b>2. April 29, 2017 (Draft Day Trade)</b>				
Tennessee Receives:	Draft Choice: Round 5, 2017	#155	LB Jayon Brown	
Philadelphia Receives:	Draft Choice: Round 5, 2017	#164	G Isaac Asiata	Pick traded to Miami
	Draft Choice: Round 6, 2017	#214	DT Elijah Qualls	Pick originally from Atlanta
<b>3. April 29, 2017 (Draft Day Trade)</b>				
Tennessee Receives:	Draft Choice: Round 6, 2017	#207	DB Brandon Wilson	Pick traded to Cincinnati
	Draft Choice: Round 7, 2017	#241	RB Khalfani Muhammad	
N.Y. Giants Receive:	Draft Choice: Round 6, 2017	#200	T Adam Bisnowaty	Pick originally from Indianapolis through New England
<b>4. April 29, 2017 (Draft Day Trade)</b>				
Tennessee Receives:	Draft Choice: Round 6, 2017	#217	OL Corey Levin	Compensatory pick
	Draft Choice: Round 7, 2017	#227	OLB Josh Carraway	
Cincinnati Receives:	Draft Choice: Round 6, 2017	#207	DB Brandon Wilson	Pick originally from N.Y. Giants
<b>5. Sept. 1, 2017</b>				
Tennessee Receives:	Player: DE David King			
Kansas City Receives:	Draft Choice: Round 7, 2018	#243	DB Keion Crossen	Conditional draft choice; traded to New England

## 2016 TRADES

Trade Date/Teams	Compensation	Overall	Player Selected	Note
<b>1. March 9, 2016</b>				
Tennessee Receives:	Player: RB DeMarco Murray			
	Draft Choice: Round 4, 2016	#113	LB Nick Kwiatkoski	Pick traded from Tennessee to Los Angeles to Chicago
Philadelphia Receives:	Draft Choice: Round 4, 2016	#100	QB Connor Cook	Pick traded from Philadelphia to Cleveland to Oakland
<b>2. April 14, 2016</b>				
Tennessee Receives:	Draft Choice: Round 1, 2016	#15	WR Corey Coleman	Pick traded from Tennessee to Cleveland
	Draft Choice: Round 2, 2016	#43	DL Austin Johnson	Pick originally from Philadelphia
	Draft Choice: Round 2, 2016	#45	RB Derrick Henry	
	Draft Choice: Round 3, 2016	#76	T Shon Coleman	Pick traded from Tennessee to Cleveland
	Draft Choice: Round 1, 2017	#5	WR Corey Davis	
	Draft Choice: Round 3, 2017	#100	TE Jonnu Smith	Compensatory pick
Los Angeles Receives:	Draft Choice: Round 1, 2016	#1	QB Jared Goff	
	Draft Choice: Round 4, 2016	#113	LB Nick Kwiatkoski	Pick originally from Philadelphia; traded from Los Angeles to Chicago
	Draft Choice: Round 6, 2016	#177	TE Temarrick Hemingway	
<b>3. April 28, 2016 (Draft Day Trade)</b>				
Tennessee Receives:	Draft Choice: Round 1, 2016	#8	T Jack Conklin	Pick originally from Miami through Philadelphia
	Draft Choice: Round 6, 2016	#176	RB Andy Janovich	Pick traded from Tennessee to Denver
Cleveland Receives:	Draft Choice: Round 1, 2016	#15	WR Corey Coleman	Pick originally from Los Angeles
	Draft Choice: Round 3, 2016	#76	T Shon Coleman	Pick originally from Los Angeles
	Draft Choice: Round 2, 2017	#52	QB DeShone Kizer	
<b>4. April 30, 2016 (Draft Day Trade)</b>				
Tennessee Receives:	Draft Choice: Round 5, 2016	#157	CB LeShaun Sims	Pick originally from N.Y. Jets
	Draft Choice: Round 7, 2016	#253	CB Kalan Reed	
Denver Receives:	Draft Choice: Round 6, 2016	#176	RB Andy Janovich	Pick originally from Cleveland
	Draft Choice: Round 6, 2017	#203	RB De'Angelo Henderson	
<b>5. Aug. 16, 2016</b>				
Tennessee Receives:	Player: G/T Dennis Kelly			
Philadelphia Receives:	Player: WR Dorial Green-Beckham			

## TITANS ROSTER BREAKDOWN

On the Titans' 90-man training camp roster (as of Aug. 12), there are 44 offensive players, 42 defensive players and four specialists. Thirty-five of the 90 players were added to the roster since the end of the 2018 campaign.

The following is a closer breakdown of the 90-man roster (as of Aug. 12, 2019):

### By Draft Round:

First Round	9
Second Round	6
Third Round	7
Fourth Round	5
Fifth Round	12
Sixth Round	4
Seventh Round	2
Undrafted	45

### Years in NFL (including 2019):

14th	1
12th	2
11th	2
10th	1
9th	1
8th	5
7th	3
6th	7
5th	2
4th	11
3rd	12
2nd	14
1st	9
Rookie	20

### By Age (as of the start of training camp, July 27, 2019):

20-24	44
25-28	34
29-32	8
33+	4

### By Position:

LB	14
OL	15
WR	12
DL	12
S	6
CB	10
TE	7
RB/FB	7
Specialists	4
QB	3

### Drafted by the Titans: 26

### New players in 2019: 35

**Oldest player:** OLB Cameron Wake (1/30/82)

**Youngest player:** DB Amani Hooker (6/14/98)

**Tallest player:** OL Dennis Kelly (6-8)

**Shortest player:** RB Dalyn Dawkins (5-7)

**Most seasons with the Titans (including 2019):** P Brett Kern (11)

**Most NFL seasons (including 2019):** TE Delanie Walker (14)

### States that produced the most current Titans (high school location):

**California** - 10 (Jayon Brown, Jurrell Casey, Dane Cruikshank, Matt Dickerson, Jamil Douglas, Hroniss Grasu, Jeremy McNichols, David Quessenberry, Delanie Walker, LaDarius Wiley)

**Georgia** - 10 (Austin Barnard, Kevin Byard, Kenneth Durden, Corey Levin, Isaiah Mack, Kalif Raymond, Wesley Woodyard, Ukeme Eligwe, Akeem Hunt, DeAngelo Yancey)

### Universities that produced the most current Titans:

**Purdue** - 4 (Akeem Hunt, DeAngelo Yancey, Kevin Pamphile, Dennis Kelly)

**Chattanooga, Penn State, Virginia, Toledo, Stanford (tie)** - 3

### Pro Bowl Seasons:

CB Malcolm Butler (2015, '16)
S Kevin Byard (2017)
DT Jurrell Casey (2015, '16, '17, '18)
P Brett Kern (2017, '18)
T Taylor Lewan (2016, '17, '18)
OLB Cameron Wake (2010, '12, '13, '14, '16)
TE Delanie Walker (2015, '16, '17)

### Super Bowl Victories:

CB Malcolm Butler (2014, '16)
RB Dion Lewis (2016)
CB Logan Ryan (2014, '16)

### First-Round Draft Picks:

DL Jeffery Simmons (2019)
LB Rashaan Evans (2018)
WR Corey Davis (2017)
CB Adoree' Jackson (2017)
T Jack Conklin (2016)
QB Marcus Mariota (2015)
T Taylor Lewan (2014)
S Kenny Vaccaro (2013 by NO)
QB Ryan Tannehill (2012 by MIA)

## KEY NUMBERS

**3**

Consecutive winning seasons for the Titans after going 9-7 in 2016, 2017 and 2018. It marks the first time in the team's "Titans era" (1999–present) it has accomplished the feat.

**4**

Consecutive Pro Bowl berths by defensive tackle **Jurrell Casey**, who became the first player in the club's "Titans era" (1999–present) to earn four Pro Bowl selections. He has done so the last four consecutive seasons.

**6.0**

Yards per carry by **Derrick Henry** in 2018 from Week 9-17, which led the NFL among qualifiers.

**7**

Games the Titans play in 2019 against playoff teams from 2018: Houston (two games), Indianapolis (two games), Kansas City, New Orleans and the L.A. Chargers. That number is tied for the most in the NFL.

**12**

Interceptions since the beginning of the 2017 season by fourth-year safety **Kevin Byard**, who owns the highest total in the NFL in that time period.

**12**

Career game-winning drives by **Marcus Mariota**. He has eight such drives (including playoffs) since the beginning of the 2017 campaign.

**13.7**

Yards per reception in 2018 by **Corey Davis**, which ranked ninth in the NFL among players with at least 65 receptions.

**16**

Wins by the Titans in their last 20 home games, dating back to 2016.

**18.9**

Points per game allowed by the Titans defense in 2018, which trailed only the Chicago Bears (17.7) and Baltimore Ravens (17.9) for the best average in the NFL.

**21**

Number of draft picks by Titans general manager **Jon Robinson** currently on the team's roster (as of Aug. 4, 2019).

**32**

Touchdowns by Titans opponents in 2018, which was the second-lowest total in the NFL behind the 30 surrendered by Chicago.

**42**

NFL-leading number of receptions for first downs from the slot by **Adam Humphries** in 2018.

**44.7**

Opponents' 2018 touchdown percentage against the Titans in the red zone. The Titans defense ranked second in the NFL behind the Eagles (44.6).

**60**

Seasons in franchise history (1960–2019).

**82**

Total penalties on the Titans in 2018, which was the lowest total in the NFL in 2018 and set a franchise record for the lowest total in a 16-game season.

## HEAD COACH MIKE VRABEL

[Click For Complete Online Bio](#)


[Video: Mike Vrabel reviews the 2019 offseason](#)

[Podcast: The OTP visits with Mike Vrabel](#)

[13 Topics With Titans Coach Mike Vrabel at the 2019 NFL Owners Meetings](#)

[Video: Introducing Mike Vrabel's Second and Seven Foundation](#)

[Video: Igniting the Fire - Who is Mike Vrabel?](#)



**Mike Vrabel** was named head coach of the Titans on Jan. 20, 2018. He became the 19th head coach in franchise history.

In his first season as head coach, Vrabel directed the Titans to a 9-7 record. His nine wins tied for the fourth-highest total in franchise history by a first-year head coach.

With only 82 penalties enforced against the Titans in 2018, Vrabel's team led the NFL and set a franchise record (16-game season) for fewest penalties in a season. The 2018 Titans also placed third in points allowed (18.9 per game), eighth in total defense (333.4 yards per game), sixth in passing defense (216.9), second in red zone defense (44.7 percent touchdown rate) and seventh in rushing offense (126.4) in the league rankings.

Vrabel arrived in Tennessee with 18 years of NFL experience, including four seasons as a coach and 14 seasons as a player. His distinguished playing career included three Super Bowl wins (2001, 2003 and 2004), one Pro Bowl selection (2007) and an All-Pro honor (2007). Vrabel played in 206 NFL games and totaled 57 sacks, 496 tackles, 11 interceptions, 20 forced fumbles, nine fumble recoveries and 10 touchdown receptions. Additionally, his teams advanced to the playoffs eight times (20 postseason games), with Vrabel recording eight postseason sacks and two postseason touchdown receptions.

Vrabel joined the Titans after four seasons with the Houston Texans, spending the first three seasons (2014-16) coaching linebackers and one year (2017) as the team's defensive coordinator. During his time in Houston, the Texans built one of the best defenses in the NFL and experienced tremendous success as a team – earning two division titles (2015, 2016).

Between 2014-16, the Texans defense ranked third in the NFL in yards allowed per game (319.9) and net passing yards (218.4). Houston also ranked first in third-down defense (33.6), fourth in opponent completion percentage (59.5) and sixth in points allowed per game (19.8). The 2016 defense ranked number one in the NFL, for the first time in franchise history, in yards allowed (301.3).

In 2017, his first year as a defensive coordinator, the Texans finished the campaign with 19 players on injured reserve. Despite the injuries, Vrabel led the defense to the fifth-best third-down percentage in the NFL and a franchise-record 3.97 yards per carry by opponents. Houston also had 18 different players record at least half a sack last year and 26 players tally at least one tackle for loss.

Vrabel spent his career playing and coaching with accomplished leaders, including **Bill Belichick**, **Bill Cowher**, **Romeo Crennel**, **Urban Meyer**, **Bill O'Brien** and **Todd Haley**.

As the Texans linebackers coach from 2014-16, Vrabel developed several players into top-notch performers, including **Jadaveon Clowney** (Pro Bowl, 2016), **Whitney Mercilus**, **Benardrick McKinney** (second-team All-Pro, 2016) and **Brian Cushing**. The 2015 Texans defense had the top third-down defense in the NFL (28.5 percent), which was the lowest percentage in franchise history and the lowest by any NFL team since the 2003 Titans (27.7 percent). The 2015 defense also set a franchise mark for sacks in a season with 45 - 22.5 coming from Vrabel's linebacking corps.

Prior to joining the NFL coaching ranks, Vrabel transitioned immediately from an NFL player to college coach. He started as the linebacker coach at Ohio State in 2011 and coached the defensive line from 2012-2013. The 2012 Buckeyes finished the season undefeated at 12-0. He also was named Big Ten Recruiter of the Year by ESPN.com in 2012.

Vrabel was selected by the Pittsburgh Steelers in the third round (91st overall) of the 1997 NFL Draft, after his playing career at Ohio State, where he earned All-America honors and Big Ten Conference Defensive Lineman of the Year in both 1995 and 1996.

A native of Akron, Ohio, Vrabel attended Walsh Jesuit High School. He and his wife, Jennifer, have two sons: Tyler and Carter.

## TITANS 2019 COACHING STAFF

<b>Mike Vrabel</b>	Head Coach
<b>Dean Pees</b>	Defensive Coordinator
<b>Arthur Smith</b>	Offensive Coordinator
<b>Craig Aukerman</b>	Special Teams
<b>Brian Bell</b>	Strength & Conditioning Asst.
<b>Scott Booker</b>	Defensive Assistant
<b>Shane Bowen</b>	Outside Linebackers
<b>Keith Carter</b>	Offensive Line
<b>Kerry Coombs</b>	Secondary
<b>Ryan Crow</b>	Defensive Assistant
<b>Tony Dews</b>	Running Backs
<b>Todd Downing</b>	Tight Ends
<b>Matt Edwards</b>	Assistant Special Teams
<b>Monday Gee</b>	Strength & Conditioning Asst.
<b>Chandler Henley</b>	Quality Control
<b>Tyrone McKenzie</b>	Inside Linebackers
<b>Rob Moore</b>	Wide Receivers
<b>Pat O'Hara</b>	Quarterbacks
<b>Matt Pees</b>	Quality Control
<b>Frank Piraino</b>	Strength & Conditioning
<b>Luke Steckel</b>	Offensive Assistant
<b>John Streicher</b>	Assistant to Head Coach
<b>Mike Sullivan</b>	Assistant Offensive Line
<b>Terrell Williams</b>	Defensive Line



## MIKE VRABEL AT A GLANCE

- **Regular season record:** 9-7
- **Postseason record:** 0-0
- **Overall record:** 9-7
- **Regular season home record:** 6-2
- **Regular season road record:** 3-5
- **vs. Patriots:** 1-0
- **At home vs. Patriots:** 1-0
- **On the road vs. Patriots:** 0-0
- **vs. Bill Belichick:** 1-0
- **Year as Titans head coach:** 2
- **Year as NFL head coach:** 2

### Mike Vrabel's Career Coaching Ledger:

Years	Team	Position
2018-19	Tennessee Titans	Head Coach
2017	Houston Texans	Defensive Coordinator
2014-16	Houston Texans	Linebackers Coach
2012-13	Ohio State University	Defensive Line Coach
2011	Ohio State University	Linebackers Coach

### Mike Vrabel's Career Playing Ledger:

Years	Team	Position
2009-10	Kansas City Chiefs	Linebacker
2001-08	New England Patriots	Linebacker
1997-00	Pittsburgh Steelers	Linebacker





## NINE WINS IN FIRST YEAR

The nine wins by the Titans in 2018 put **Mike Vrabel** in a select group of coaches in franchise history who have won that many games in their first full season at the helm.

Of the 19 head coaches in the organization's history, beginning in 1960, Vrabel became the eighth to reach nine wins in his first full season as head coach.

**Most regular season wins by Titans/Oilers head coaches in their first full season:**

Coach	Season	Wins	Losses	Ties
1. Frank "Pop" Ivy	1962	11	3	0
2. O.A. "Bum" Phillips	1975	10	4	0
Lou Rymkus	1960	10	4	0
4. <b>Mike Vrabel</b>	<b>2018</b>	<b>9</b>	<b>7</b>	<b>0</b>
Mike Mularkey	2016 - a	9	7	0
Mike Munchak	2011	9	7	0
Jack Pardee	1990	9	7	0
Wally Lemm	1961 - b	9	0	0
9. Jeff Fisher	1995 - c	7	9	0
Ed Biles	1981	7	9	0
Sid Gillman	1974 - d	7	7	0

Notes: Excludes the following interim seasons: a - Mularkey was named head coach for the final nine games of 2015; b - Lemm coached only the final nine games of 1961; c - Fisher was named head coach for the final six games of 1994; d - Gillman was named head coach for the final nine games of 1973.

## TITANS/OILERS HEAD COACH HISTORY

COACH	YEARS	WON	LOST	TIED	PCT.
Lou Rymkus	1960-61	12	7	1	.625
Wally Lemm	1961, 1966-70	38	40	4	.487
Frank "Pop" Ivy	1962-63	17	12	0	.586
Sammy Baugh	1964	4	10	0	.285
Hugh "Bones" Taylor	1965	4	10	0	.285
Ed Hughes	1971	4	9	1	.321
Bill Peterson	1972-73	1	18	0	.052
Sid Gillman	1973-74	8	15	0	.347
O.A. "Bum" Phillips	1975-80	59	38	0	.608
Ed Biles	1981-83	8	23	0	.258
Chuck Studley	1983	2	8	0	.200
Hugh Campbell	1984-85	8	22	0	.266
Jerry Glanville	1985-89	35	35	0	.500
Jack Pardee	1990-94	44	35	0	.556
Jeff Fisher	1994-2010	147	126	0	.538
Mike Munchak	2011-13	22	26	0	.458
Ken Whisenhunt	2014-15	3	20	0	.130
Mike Mularkey	2015-17	21	22	0	.488
<b>Mike Vrabel</b>	<b>2018-19</b>	<b>9</b>	<b>7</b>	<b>0</b>	<b>.563</b>

Records include postseason



## TITANS ASSISTANT COACHES

### DEAN PEES DEFENSIVE COORDINATOR

[Click For Complete Online Bio](#)

- Pees joined the Titans in 2018 with 45 previous years of coaching experience, including 14 seasons in the NFL.
- In seven of his 11 seasons as a defensive coordinator in the NFL, Pees' defenses have finished in the NFL's top 10, including the 2018 Titans defense (eighth in the NFL).
- Prior to his arrival in Tennessee, Pees was with the Baltimore Ravens for eight seasons, first as linebackers coach (2010-12) and then as defensive coordinator (2012-17).
- In 2012, he helped the Ravens to a Super Bowl XLVII victory and became the eighth defensive coordinator in NFL history to reach the Super Bowl with two different teams.
- From 2004-09, Pees was with the New England Patriots as linebackers coach (2004-05) and defensive coordinator (2006-09).
- Over his four-year tenure as New England's defensive coordinator, the Patriots ranked second in the NFL in points allowed (17.3 per game).
- Pees also has 25 years of college coaching experience, including time as the head coach of Kent State (1998-2003) and as the defensive coordinator at Michigan State under head coach Nick Saban (1995-97).
- He also had stops at Notre Dame (1994), Toledo (1990-93), Navy (1987-89), Miami (Ohio) (1983-86) and Findlay (Ohio) (1979-82). He started his coaching career as a high school coach from 1973-78.
- A native of Dunkirk, Ohio, Pees graduated from Bowling Green State University.



### ARTHUR SMITH OFFENSIVE COORDINATOR

[Click For Complete Online Bio](#)

- Smith was promoted to offensive coordinator on Jan. 21, 2018 after working his way up the coaching ladder under four different head coaches during his time at the Titans.
- Seven games into the 2015 campaign, Smith was promoted from offensive assistant/tight ends to tight ends coach. From that point through 2018, the Titans ranked fifth in receiving yards by tight ends (3,779), sixth in receptions by tight ends (326), and tied for fifth in receiving touchdowns by tight ends (30).
- He was hired in 2011 as a defensive assistant/quality control coach, and from 2012-2013 he served as the offensive assistant/quality control coach.
- In 2010, he worked at Ole Miss as an administrative assistant/defensive intern and worked primarily with the linebackers.
- He spent two years (2007-2008) working for the Washington Redskins. He worked two years as defensive quality control coach after joining the organization as a college scouting assistant.
- The Memphis, Tenn., native graduated from North Carolina and played offensive line before joining the coaching staff for one season (2006) as a graduate assistant.



### CRAIG AUKERMAN SPECIAL TEAMS

[Click For Complete Online Bio](#)

- Aukerman was promoted to special teams coach in 2018. He joined the Titans in January 2017 as the assistant special teams coach.
- The 2018 Titans set the NFL kickoff return average record (32.0) and ranked second in fewest special teams penalties (nine). Brett Kern was named to his second consecutive Pro Bowl.
- Prior to his arrival in Tennessee, he gained 17 years of coaching experience, including 10 seasons on the college level and seven years in the NFL.
- He spent four seasons (2013-16) with the San Diego Chargers working with their special teams, first as an assistant special teams coach (2013-15) and then as the special teams coordinator (2016).
- He also spent time in the NFL on the coaching staffs with the Jacksonville Jaguars (2011-12) and Denver Broncos (2010).
- In the college ranks, he coached at Findlay (2000), Miami (Ohio) (2001-02, 2005-08), Western Kentucky (2003-04), and Kent State (2009).
- Aukerman was a two-time NAIA All-American at the University of Findlay (Ohio), where he played defensive back and wide receiver from 1995-98.



## TITANS ASSISTANT COACHES

### BRIAN BELL STRENGTH & CONDITIONING ASSISTANT

[Click For Complete Online Bio](#)

- Bell joined the Titans in 2018 after spending three seasons with the Houston Texans as assistant strength and conditioning coach. He was a member of back-to-back AFC South Division Championships in his first two campaigns in Houston.
- Bell was an assistant strength and conditioning coach at Penn State from 2012-13 and the head football strength and conditioning coach at his high school alma mater, DeMatha Catholic, in Hyattsville, Md., from 2011-12.
- Bell was a tight end and fullback at Kent State from 2002-06. In 2007, Bell signed with the Washington Redskins as an undrafted free agent and served on the team's practice squad.



### SCOTT BOOKER DEFENSIVE ASSISTANT

[Click For Complete Online Bio](#)

- Booker joined the Titans in 2018 after spending 15 seasons in the college coaching ranks.
- He spent the 2017 season coaching safeties/special teams at Nebraska.
- Previously, Booker spent seven years (2010-16) at Notre Dame, as a tight ends/special teams coordinator (2012-16) and offensive intern (2010-11). He coached the secondary at Western Kentucky for one season (2009).
- Booker began his coaching career at his alma mater Kent State as a graduate assistant (2003-04) and secondary coach (2005-08).
- The Pittsburgh, Pa., native played collegiately under Defensive Coordinator Dean Pees at Kent State.



### SHANE BOWEN OUTSIDE LINEBACKERS

[Click For Complete Online Bio](#)

- Bowen joined the Titans in 2018 after spending two seasons (2016-17) as a defensive assistant for the Houston Texans. He arrived with nine years of coaching experience.
- In 2018, the Titans defense ranked eighth overall (333.4 yards per game), and Bowen helped two rookies—second-round draft pick Harold Landry III and undrafted free agent Sharif Finch—combine for six sacks.
- In 2016, Bowen was part of a Texans staff that produced the NFL's number one defense (yards allowed) for the first time in franchise history. In 2017, the defense ranked fifth in third-down defense and set a franchise record for yards per carry by opponents (3.97).
- He also served at Kennesaw State as linebackers coach (2013-15), at Ohio State as a defensive graduate assistant (2012). He began his coaching career as an assistant at Georgia Tech (2009-11).
- A native of Pickerington, Ohio, Bowen was a three-year letter winner at Georgia Tech as an outside linebacker.



### KEITH CARTER OFFENSIVE LINE

[Click For Complete Online Bio](#)

- Carter joined the Titans in 2018 with 13 years of prior coaching experience, including five seasons in the NFL.
- In 2018, the Titans ranked seventh in the NFL in rushing, and left tackle Taylor Lewan was named to the Pro Bowl.
- Prior to arriving in Tennessee, he spent three seasons with the Atlanta Falcons as running backs coach (2017) and assistant offensive line coach (2015-16). The 2016 Falcons offensive line protected NFL MVP Matt Ryan and paved the way for the NFL's fifth-best rushing attack while also winning the NFC Championship.
- He tallied two seasons as the offensive quality control coach for the Seattle Seahawks (2012-13).
- In the college ranks, Carter has experience as the offensive line/run game coach at San Jose State (2014), tight ends (2009) and offensive line coach (2010-11) at the University of San Diego, offensive line coach at University of the Redlands (2007-08), tight ends coach at Wagner College (2006) and as an undergraduate assistant at UCLA (2005).
- The Downingtown, Pa., native was a tight end, H-back and fullback at UCLA.



### KERRY COOMBS SECONDARY

[Click For Complete Online Bio](#)

- Coombs was hired by the Titans in 2018 to coach the defensive backs. He arrived with 35 years of prior coaching experience.
- In 2018, the Titans ranked sixth in the NFL in passing defense (216.9 yards per game) and eighth in the league in opponent passer rating (88.4).
- He spent six seasons (2012-17) at Ohio State, concluding his time there with the title of assistant coordinator, defense/cornerbacks/special teams coordinator for the Buckeyes.
- In 2017, the Ohio State defense ranked ninth in the NCAA in yards allowed and in 2016, the Buckeyes ranked fourth nationally with 21 interceptions, including seven returned for touchdowns.
- He spent five seasons (2007-11) coaching the defensive backs at the University of Cincinnati.
- Additionally, Coombs has 24 years of experience in the high school ranks, including 16 seasons as the head coach at Colerain High School, where he compiled a 161-34 record.
- A native of Colerain, Ohio, Coombs played on the 1980 University of Dayton Division III National Championship team.



### RYAN CROW DEFENSIVE ASSISTANT

[Click For Complete Online Bio](#)

- Crow joined the Titans in 2018 with seven previous seasons of coaching experience in the college ranks.
- Crow served as a graduate assistant at Ohio State (2017) and worked primarily with linebackers.
- Crow spent three seasons at Baldwin Wallace University as offensive coordinator/offensive line coach (2015-16) and offensive line coach (2014). He also spent three seasons at Purdue as a graduate assistant working with the offensive line (2012-13) and one season as assistant strength coach (2011).
- A native of Findlay, Ohio, Crow played linebacker at Bowling Green and earned a scholarship after initially walking on.



### TONY DEWS RUNNING BACKS

[Click For Complete Online Bio](#)

- Dewes joined the Titans in 2018 with 20 previous years of coaching in the college ranks.
- In 2018, the Titans finished with the NFL's seventh-ranked rushing offense (126.4 yards per game), and Derrick Henry ranked second in the AFC with 1,059 rushing yards.
- Prior to his arrival in Tennessee, Dewes coached running backs at West Virginia in 2017.
- Dewes had stints coaching wide receivers at Arizona (2012-16), tight ends at Pittsburgh (2011), wide receivers at Michigan (2008-10), wide receivers at West Virginia (2007), linebackers at UNLV (2006), special teams (2005) and tackles/tight ends (2004) at Central Michigan, defensive line at Holy Cross (2002), offensive line at California (Pa.) and defensive line at Millersville (1998). He was a graduate assistant at West Virginia from 1999-2001.
- A native of Clifton, Va., Dewes played tight end at Liberty University, where he was the team's leading receiver in both of his final two seasons.



### TODD DOWNING TIGHT ENDS

[Click For Complete Online Bio](#)

- Downing joined the Titans in 2019 with 18 years of previous NFL coaching experience.
- He spent 2018 as the tight ends coach for the Minnesota Vikings, helping Pro Bowl tight end Kyle Rudolph post the second-highest reception (64) and yardage totals (634) of his career.
- Downing spent three seasons (2015-17) with the Oakland Raiders, first as quarterbacks coach and then one season as offensive coordinator. In all three seasons with the Raiders, quarterback Derek Carr earned Pro Bowl invites.
- Downing coached the quarterbacks for one season (2014) in Buffalo and





## TITANS ASSISTANT COACHES

spent five seasons (2009-13) with the Detroit Lions. He originally joined the Lions as an offensive quality control coach and worked his way up to quarterbacks coach for the final three seasons.

- Downing began his NFL coaching career with the Minnesota Vikings (2001-05) and then the St. Louis Rams (2006-08).
- The Minneapolis, Minn., native attended the University of Minnesota.

### MATT EDWARDS ASSISTANT SPECIAL TEAMS

[Click For Complete Online Bio](#)

- Edwards joined the Titans in 2018 with 15 previous years of collegiate coaching experience.
- He spent the previous four seasons (2014-17) as the defensive coordinator at Tiffin University.
- Edwards served as the defensive line/special teams coordinator at Florida Atlantic (2013), the linebackers/special teams coordinator (2012) and defensive ends coach (2011) at Miami (Ohio), and seven seasons (2004-10) at Kent State primarily coaching the defensive line. Edwards began his coaching career as linebackers coach at the College of Wooster.
- A native of Cincinnati, Ohio, Edwards played linebacker and defensive end at Miami (Ohio).



### MONDRAY GEE STRENGTH & CONDITIONING ASSISTANT

[Click For Complete Online Bio](#)

- Gee (pronounced "jee") joined the Titans in 2019 after spending nine seasons with the Seattle Seahawks (2010-18), where he served as an assistant strength and conditioning coach.
- Prior to joining the Titans, Gee accrued 19 seasons in coaching, including 18 seasons in the NFL.
- The Seahawks earned playoff berths in seven of his nine seasons there, including a Super Bowl XLVII victory following the 2013 season and an NFC title the following year.
- From 2008-09, Gee was a strength and conditioning assistant with the Green Bay Packers. His stint in Green Bay followed seven seasons (2001-07) with the Detroit Lions as a strength and conditioning assistant.
- Gee also worked at Michigan State (1996-2001), first as an intern as an undergrad and then as a graduate assistant.
- He is a native of Detroit, Mich.



### CHANDLER HENLEY QUALITY CONTROL

[Click For Complete Online Bio](#)

- Chandler Henley joined the Titans in 2018 after spending the previous three years coaching tight ends at Yale, his alma mater.
- The 2017 Yale squad earned its first outright Ivy League title since 1980, and Henley helped starting tight end Jaeden Graham win first-team All-Ivy League honors.
- Henley spent three total seasons at Vanderbilt University, starting as an offensive/recruiting graduate assistant (2012-13) and adding assistant quarterback coach to his responsibilities in 2014.
- A native of Littleton, Colo., Henley played wide receiver for Yale (2002-06), recording 110 receptions for 1,609 yards and 11 touchdowns during his career.



### TYRONE MCKENZIE INSIDE LINEBACKERS

[Click For Complete Online Bio](#)

- McKenzie joined the Titans in 2018 after spending the 2017 season as the assistant special teams coach/defensive consultant for the Los Angeles Rams. He has five seasons of previous coaching experience.
- In 2018, inside linebacker Wesley Woodyard led the defense with 124 stops, while Jayon Brown was one of only six NFL linebackers with at least six sacks, one interception, one forced fumble and one fumble recovery during the season.
- Prior to joining the NFL coaching ranks, McKenzie spent two seasons coaching collegiately, first as an assistant defensive line/quality control coach at Stanford (2016) and as an outside linebackers/graduate assistant at Colorado (2015).



- He also has two years of high school coaching experience at Berkeley Preparatory School in Tampa, Fla.
- After being drafted by the New England Patriots in the third round (97th overall) of the 2009 NFL Draft, McKenzie spent five years as a linebacker with the Patriots (2009-10), Tampa Bay Buccaneers (2010) and Minnesota Vikings (2011-13). He was a team captain in three of his five seasons.
- A native of Tampa, Fla., McKenzie played linebacker at the University of South Florida.

### ROB MOORE WIDE RECEIVERS

[Click For Complete Online Bio](#)

- Moore joined the Titans in 2018 with 16 years of NFL experience as a player and coach.
- In 2018, Moore oversaw the development of a youthful group that included Corey Davis, who led the offense in his second season with 65 receptions, 891 receiving yards and four touchdowns, seeing dramatic increases from his rookie campaign. Davis' yardage total ranked ninth among all AFC receivers.
- Moore spent three seasons (2015-17) as the wide receivers coach for the Oakland Raiders and one year (2014) with the Buffalo Bills.
- During his three years in Oakland, he worked with Amari Cooper and Michael Crabtree, who totaled 435 receptions, 5,556 receiving yards and 43 touchdowns in that time.
- During his one year in Buffalo, he worked with Sammy Watkins, who set franchise records for a rookie with 65 receptions for 982 yards.
- Moore also spent time coaching at Syracuse (2010-13), Phoenix (Ariz.) Junior College (2009) and Montclair (N.J.) High School (2002-03).
- A native of Hempstead, N.Y., Moore had a 12-year NFL career playing for the New York Jets (1990-94) and Arizona Cardinals (1995-2001).



### PAT O'HARA QUARTERBACKS

[Click For Complete Online Bio](#)

- O'Hara joined the Titans in 2018 after spending three seasons (2015-17) with the Houston Texans as an offensive assistant who helped coach quarterbacks. He arrived in Tennessee with 19 previous seasons of coaching experience.
- In 2018, quarterback Marcus Mariota set a franchise record with a 68.9 completion percentage (228 of 331). He also finished with a career-best average of 7.64 yards per attempt and a career-low eight interceptions.
- O'Hara spent 10 years coaching in the Arena Football League, including stints as a head coach for the Los Angeles Avengers (2009), Tri-Cities Fever (AF2, 2009), Orlando Predators (2010-11) and New Orleans VooDoo (2012-14).
- O'Hara was an offensive coordinator for the AFL's Tampa Bay Storm for three seasons (2005, 2007-08).
- A native of Santa Monica, Calif., O'Hara was a 10th round selection for the Tampa Bay Buccaneers in the 1991 NFL Draft.



### MATT PEES QUALITY CONTROL

[Click For Complete Online Bio](#)

- Pees joined the Titans in 2018 as a defensive assistant and quality control coach. He will work with the defensive line in 2019 under defensive line coach Terrell Williams.
- He joined the Titans in 2018 after serving two seasons as the head coach at Green Mountain (Colorado) High School. Pees has six total years of high school coaching experience.
- After playing at Bowling Green (Ohio) High School, Pees initially walked on at Kent State before becoming the team's video coordinator.
- He graduated from Metro State University of Denver with a degree in history and political science, and he then earned a master's degree in education from Regis University in Denver. He initially pursued a career outside of football, but Pees got back into coaching after spending 10 years in various business roles.





## TITANS ASSISTANT COACHES

### FRANK PIRAINO STRENGTH & CONDITIONING

[Click For Complete Online Bio](#)

- Piraino joined the Titans in 2019 after serving as head strength and conditioning coach for football at Boston College, where he spent six total seasons (2013-18).
- Piraino joined head coach Steve Addazio at Boston College after spending two seasons (2011-12) as his head strength and conditioning coach at Temple and one year as the head strength and conditioning coach for football at Marshall (2010).
- He served on the strength and conditioning staff at the University of Florida for five years (2005-09), during a stretch when Florida won a pair of national championships (2006 and 2008) under head coach Urban Meyer.
- He also spent time at Notre Dame (2004), Michigan State (2003-04) and Walsh Jesuit (Cuyahoga Falls, Ohio) High School (2000-03), as well as an internship with the Cleveland Indians (2000-01).
- Piraino graduated from the University of Akron and later earned a master's degree from Michigan State.



### LUKE STECKEL OFFENSIVE ASSISTANT

[Click For Complete Online Bio](#)

- Steckel joined the Titans in 2013 as an assistant to the head coach and was promoted to offensive assistant the following season. He also served as assistant wide receivers coach in 2017.
- He joined the Titans after spending four seasons (2009-2012) with the Cleveland Browns as the assistant to the head coach.
- He spent three seasons as a linebacker at Princeton (2004-06), where he helped lead the Tigers to an Ivy League Championship.
- He is the son of former Titans offensive coordinator Les Steckel and attended Brentwood (Tenn.) High School.



### JOHN STREICHER ASSISTANT TO HEAD COACH

[Click For Complete Online Bio](#)

- Streicher joined the Titans in 2018 after spending the previous two years (2016-17) as Texas State's director of football operations. There he managed the day-to-day operations of the program and oversaw recruiting under Bobcats head coach Everett Withers.
- From 2014-15, Streicher served on James Madison's football staff. He was promoted to the director of football operations and player personnel in 2015 after originally joining JMU as special assistant to the head coach.
- A native of Cincinnati, Ohio, Streicher went to James Madison after spending six seasons on the football staff at Ohio State.



### MIKE SULLIVAN ASSISTANT OFFENSIVE LINE

[Click For Complete Online Bio](#)

- Sullivan is in his 17th season coaching in the NFL in 2019. His resume includes eight years as an NFL offensive line coach and five campaigns with the Titans.
- He joined the Titans in 2014 after one season as offensive line coach for the Cleveland Browns (2013).
- Sullivan spent four seasons (2009-12) as offensive line coach for the San Diego Chargers. He had two other stints with the Browns as offensive line coach (2007-08) and assistant offensive line coach (2001-04).
- He has three seasons of college experience, as offensive line coach for Western Michigan (2005-06) and as a graduate assistant for the University of Miami (Fla.) (2000).
- Sullivan began his coaching career in 1997, spending five seasons coaching in Europe.
- A native of Chicago, Ill., Sullivan played in 48 games for the Tampa Bay Buccaneers from 1992-95.



### TERRELL WILLIAMS DEFENSIVE LINE

[Click For Complete Online Bio](#)

- Williams joined the Titans in 2018 with 20 previous years of coaching experience, including six seasons in the NFL.
- In 2018, defensive tackle Jurrell Casey was named to the Pro Bowl after leading the defense with seven sacks. The Titans defense ranked eighth overall (333.4 yards per game) and third in points allowed (18.9 per game).
- He spent three seasons coaching the defensive line with the Miami Dolphins (2015-17).
- During Williams' tenure with the Dolphins, Cameron Wake tallied 29 sacks, the eighth-highest total by a player, and Ndamukong Suh posted 15.5 sacks, the eighth-highest number of sacks among defensive tackles.
- Williams also spent three seasons coaching the defensive line with the Oakland Raiders (2012-14).
- Prior to joining the NFL coaching ranks, Williams spent time at Texas A&M (2010-11), Purdue (2006-09), Akron (2004-05), Youngstown State (2002-03), North Carolina A&T (1999-2001) and Fort Scott Community College (1998).
- A native of Los Angeles, Calif., Williams played collegiately at East Carolina as a nose tackle.



## KEY DATES

- August 14-15** Titans practice against the New England Patriots at Saint Thomas Sports Park
- August 15** Final training camp practice open to the general public
- August 17** Second preseason game vs. the New England Patriots
- August 25** Third preseason game at the Pittsburgh Steelers
- August 29** Final preseason game at the Chicago Bears
- August 31** Prior to 3 p.m. CT, clubs must reduce rosters to a maximum of 53 players on the Active/Inactive List.
- September 1** At noon CT, clubs may establish a practice squad of up to 10 players.
- September 8** First regular season game at the Cleveland Browns



## ROSTER REDUCTIONS/PRACTICE SQUAD

The Titans may carry 90 players on their roster at the start of training camp. Clubs are allowed to carry a 90-man roster until the final 53-man deadline at 3 p.m. CT on Saturday, Aug. 31, two days after the final preseason contest against the Chicago Bears (Aug. 29).

Players placed on reserve lists such as Injured Reserve, Reserve/Physically Unable to Perform and Reserve/Suspended do not count towards the 53-man active roster limit.

After the final cutdown, a 10-player practice squad may be established as early as noon CT on Sunday, Sept. 1.

## NISSAN STADIUM

In 2015, the Titans and Nissan North America announced the formation of a 20-year, exclusive naming-rights partnership that rebranded Nashville's downtown stadium as Nissan Stadium.

Nissan Stadium hosts all Titans home football games, Tennessee State University football games, the Music City Bowl, the CMA Music Festival and numerous other events.

The procurement of naming rights to Nissan Stadium fit the automotive company's 'Fewer, Bigger, Better' marketing strategy, which has included ongoing sponsorships of NBC's 'The Voice,' the Heisman House college football program and a major advertising presence in this year's Super Bowl. Nissan is also now the official automotive partner of the Tennessee Titans.

Nissan's ever-growing footprint in Tennessee includes vehicle and powertrain manufacturing facilities in Smyrna and Decherd respectively, along with its North American headquarters in Franklin.

The Nissan Smyrna Plant began operations in 1983 and employs more than 8,400 people. In 2014, the Smyrna plant assembled more than 648,000 vehicles, making it the highest volume automotive assembly plant in North America. Nissan also has a major manufacturing presence in Canton, Miss., along with research and development groups in California, Arizona and Michigan. In total, the company employs more than 22,000 employees in the U.S.

One component of the Titans-Nissan partnership is assisting charitable organizations throughout Middle Tennessee in an array of community outreach programs. A centerpiece of this is the annual "Taste of Titans" charitable event, for which Nissan serves as presenting sponsor. During the course of a 20-year relationship, a total of more than \$1 million resulting from these annual events is anticipated to be distributed to local non-profit organizations.

Nissan Stadium is a city-owned venue that has housed the Titans since 1999. The naming rights agreement includes the opportunity for Nissan branding on the exterior of the stadium, as well as stadium signage and other unique displays inside the stadium. LP Building Products has held the naming rights to the stadium since 2006 and that exclusivity now shifts to Nissan.

### Titans/Oilers all-time regular-season record by home venue:

Stadium	Seasons	W-L-T	Pct.
Jeppesen Stadium	1960-1964	25-11-0	.694
Rice Stadium	1965-1967	11-10-0	.524
Astrodome	1968-1996	113-103-2	.523
Liberty Bowl	1997	6-2-0	.750
Dudley Field (Vanderbilt Stadium)	1998	3-5-0	.375
<b>Nissan Stadium</b>	<b>1999-2018</b>	<b>91-69-0</b>	<b>.569</b>

## NISSAN STADIUM CLEAR BAG POLICY

The Titans strongly encourage fans not to bring any type of bag to Nissan Stadium to expedite entry at the gates, but if you need to bring personal items to the game, please familiarize yourself with the NFL's clear bag policy.

To provide a safer environment for the public and speed fan entry, the Tennessee Titans enforce a league-wide NFL policy that limits the size and type of bags that may be brought in to the stadium.

**Clear bags must be 12" x 12" x 6" or smaller.**

**Non-transparent bags can be no larger than 4.5" x 6.5,"** even if you are placing it inside your larger clear bag. Please Note: Non-transparent bags are still subject to inspection by security personnel at the gates.

Clear bags are available at the Titans Locker Room next to Gate 1 and online at [TitansLockerRoom.com](http://TitansLockerRoom.com).

All styles of clear bags are acceptable as long as they are 12" x 12" x 6" or smaller. This includes clear cinch sacks, clear diaper bags, gallon ziploc bags, etc.

The clear bag policy is in effect for all Titans games, college football games, concerts and any other sporting event at Nissan Stadium.

**PROHIBITED ITEMS INCLUDE, BUT ARE NOT LIMITED TO:** any non-transparent bag larger than 4.5" x 6.5"; coolers or containers, including glass bottles, cans (aerosol and non-aerosol), thermos, hard plastic tumbler; metal flasks and metal cigar/cigarette cases; seat cushions, folding and/or



standalone chairs; umbrellas; strollers or baby seats; camera lenses over 6", video cameras/recording devices, tripods; poles, selfie sticks, sticks of any kind; drones, unmanned aircraft; horns, whistles or other noisemakers; weapons of any kind (including pocket knives); outside food/beverages; illegal drugs or substances, any alcoholic beverage; animals, except service animals assisting guests with disabilities; footballs, inflatable balls, balloons; battery-operated warmers are not permitted in any clothing or blankets; any headwear or apparel with hazardous attachments including, but not limited to, spikes and blades; lights (flashlights, LED lights, any battery-operated lights); anything that creates a nuisance or disruption

For the protection of our fans, prohibited items cannot be stored by Nissan Stadium personnel. All unattended items including, but not limited to, backpacks, bicycles, strollers and umbrellas will be disposed.

During concerts and other non-sporting events, additions may be made to the prohibited items list, at the discretion of the artist and/or management. All updates will be communicated via the Nissan Stadium social media channels.

For more guidelines concerning the following categories, please go to [www.titansonline.com/stadium/bag-policy](http://www.titansonline.com/stadium/bag-policy):

- Child care products
- Medical equipment and supplies/medical entrances
- Water and sunscreen
- Blankets and coats
- Tablets
- Banners and signs
- Storage lockers

## NISSAN STADIUM RECORD WHEN ...

### The Titans at Nissan Stadium (1999-present):

	Games	Record	Pct.
Regular Season	160	91-69	.569
Postseason	4	2-2	.500
<b>Combined</b>	<b>164</b>	<b>93-71</b>	<b>.567</b>

Record When ...	Reg. Season	Playoffs
September	19-14	
October	19-19	
November	20-16	
December	31-19	
January	2-1	2-2
Thursday	4-2	
Friday	0-1	
Saturday	2-1	2-1
Sunday	79-62	0-1
Monday	6-3	
Against own division	38-28	0-1
Against AFC	66-54	2-2
Against NFC	25-15	
Overtime games	6-6	1-0
In primetime	11-10	
Temperature 80+	7-5	
Temperature <40	8-10	1-0
Titans score 20 points	74-28	2-0
Titans score 30 points	31-5	1-0
Titans allow <20 points	62-11	1-1
Titans allow <10 points	13-0	
Titans net 300 yards	68-42	1-2
Opponents net <300 yards	48-9	1-2
Titans commit 0 turnovers	29-7	
Titans force 2 turnovers	61-20	

## TITANS/OILERS ALL-TIME RECORD

	W	L	T
<b>Regular Season:</b>	<b>431</b>	<b>463</b>	<b>6</b>
Home	249	199	2
Road	182	264	4
As Titans (1999-present)	164	156	0
As Oilers (1960-1998)	267	307	6
<b>Postseason:</b>	<b>15</b>	<b>20</b>	<b>0</b>
Home	6	5	0
Road	9	14	0
Super Bowl (XXXIV)	0	1	0
As Titans (1999-present)	6	7	0
As Oilers (1960-1998)	9	13	0

**All-time playoff appearances by the Oilers/Titans:** 1960, 1961, 1962, 1967, 1969, 1978, 1979, 1980, 1987, 1988, 1989, 1990, 1991, 1992, 1993, 1999, 2000, 2002, 2003, 2007, 2008, 2017

**All-time division titles by the Oilers/Titans:** 1960, 1961, 1962, 1967, 1991, 1993, 2000, 2002, 2008

## WINNING AT HOME

Since the midway point of the 2016 season, the Titans have been one of the NFL's most successful teams at home. In that time, the Titans have won 16 of their 20 games at Nissan Stadium.

The Titans won their final four home games of 2016 against the Jacksonville Jaguars, Green Bay Packers, Denver Broncos and Houston Texans. In 2017, they beat the Seattle Seahawks, Indianapolis Colts, Baltimore Ravens, Cincinnati Bengals, Texans and Jaguars at home.

In 2018, the Titans won six games and lost twice at Nissan Stadium. They beat the Texans, Philadelphia Eagles, New England Patriots, New York Jets, Jaguars and Washington Redskins.

Since the weekend of their 2016 victory over the Jaguars (Oct. 27, 2016), the Titans' .800 winning percentage in home games is the second-best mark in the NFL.

**Highest winning percentage in home games since Week 8 of 2016 (Oct. 27, 2016–present):**

Team	Wins	Losses	Ties	Win Pct
1. New England Patriots	17	3	0	0.850
2. <b>Tennessee Titans</b>	<b>16</b>	<b>4</b>	<b>0</b>	<b>0.800</b>
3. Kansas City Chiefs	16	5	0	0.762
New Orleans Saints	16	5	0	0.762
Baltimore Ravens	16	5	0	0.762
6. Dallas Cowboys	15	6	0	0.714
Philadelphia Eagles	15	6	0	0.714
8. Pittsburgh Steelers	14	6	0	0.700
9. Seattle Seahawks	14	7	0	0.667
Carolina Panthers	14	7	0	0.667
Minnesota Vikings	14	7	0	0.667

## HOME DIVISIONAL GAMES

In the last three seasons, the Titans have been one of the NFL's most successful teams facing divisional opponents at home.

Since the beginning of the 2016 campaign, the Titans are 7-2 at Nissan Stadium against the Houston Texans, Indianapolis Colts and Jacksonville Jaguars.

Only the New England Patriots (8-1), Kansas City Chiefs (8-1) and Pittsburgh Steelers (8-1) have fared better at home against divisional opponents.

**Best division winning percentage in home games from 2016–2018:**

Team	Wins	Losses	Ties	Win %
1. Pittsburgh Steelers	8	1	0	.889
New England	8	1	0	.889
Kansas City Chiefs	8	1	0	.889
4. <b>Tennessee Titans</b>	<b>7</b>	<b>2</b>	<b>0</b>	<b>.778</b>
Miami Dolphins	7	2	0	.778
Dallas Cowboys	7	2	0	.778
Atlanta Falcons	7	2	0	.778
8. Philadelphia Eagles	6	3	0	.667
New Orleans Saints	6	3	0	.667
Houston Texans	6	3	0	.667

## THREE CONSECUTIVE WINNING SEASONS

In 2018, the Titans recorded their third season with a winning record in three seasons since **Jon Robinson** was hired as general manager.

In the "Titans era" (1999–present), it marks the first time the team has had three consecutive winning campaigns.

With 9-7 records in 2016, 2017 and 2018, the Titans tied for the fifth-longest active streak of winning seasons in the NFL. Only the New England Patriots (18), Seattle Seahawks (seven), Kansas City Chiefs (six) and Pittsburgh Steelers (five) have longer streaks heading into 2019.

**Most current consecutive winning seasons (through 2018):**

Team	Total	Seasons
1. New England Patriots	18	2001–2018
2. Seattle Seahawks	7	2012–2018
3. Kansas City Chiefs	6	2013–2018
4. Pittsburgh Steelers	5	2014–2018
5. <b>Tennessee Titans</b>	<b>3</b>	<b>2016–2018</b>
Dallas Cowboys	3	2016–2018
7. (six tied)	2	2017–2018

## GAMES AGAINST PLAYOFF TEAMS

In 2019, the Titans are scheduled to play seven total games against playoff teams from 2018: Houston (two games), Indianapolis (two games), Kansas City, New Orleans and the L.A. Chargers. That number is tied for the most in the NFL, as is the Titans' total of five home games against 2018 playoff clubs (Houston, Indianapolis, Kansas City, L.A. Chargers and New Orleans).

In 2018, the Titans played nine total games against seven clubs that went on to make the playoffs (two games apiece versus division rivals Indianapolis and Houston). It was the highest total in the NFL.

The Titans' four wins in 2018 against playoff clubs—Houston, Philadelphia, Dallas and New England—tied for the most in the league. Only New England, the Los Angeles Rams and Carolina had as many.

## WINNING CLOSE GAMES

The Titans have been one of the NFL's most successful teams in games decided by three points or less in the recent seasons. They were 3-2 in such games in 2018.

Of all NFL games in 2016 decided by three or fewer points, or games that ended in a tie, the Titans were one of only three clubs to record at least four wins without suffering a loss. They then went 2-1 in 2017 in such contests.

**Best NFL winning percentages from 2016-18 in games decided by three points or less (regular season):**

Team	Wins	Losses	Ties	Pct
1. Oakland Raiders	10	3	0	.769
2. <b>Tennessee Titans</b>	<b>9</b>	<b>3</b>	<b>0</b>	<b>.750</b>
3. Miami Dolphins	8	3	0	.727
4. Los Angeles Rams	6	3	0	.667
5. Buffalo Bills	4	2	0	.667
6. New England Patriots	4	2	0	.667
7. Pittsburgh Steelers	8	4	1	.654
8. Houston Texans	8	5	0	.615
9. Washington Redskins	5	3	1	.611
10. Dallas Cowboys	6	4	0	.600

**Titans' win-loss record in games decided by three points or less in the "Titans era" (regular season, 1999–present):**

Season	Record	Season	Record	Season	Record
2018	3-2	2011	2-1	2004	1-2
2017	2-1	2010	0-3	2003	2-1
2016	4-0	2009	3-2	2002	2-2
2015	1-4	2008	2-1	2001	3-2
2014	1-3	2007	2-2	2000	4-3
2013	1-3	2006	4-3	1999	5-1
2012	3-0	2005	1-1		



## WINNING IN THE AFC SOUTH

From 2017 through 2018, the Titans were 8-4 in games versus AFC South opponents. Their .667 winning percentage was the best in the division during that time period.

The Titans finished the 2017 regular season with a 5-1 record in the AFC South, giving them their second-best divisional record since the formation of the AFC South in 2002. In 2018, the Titans went 3-3 within the division.

### Best division winning percentage in the AFC South from 2017-2018:

Team	Wins	Losses	Ties	Win %
1. Tennessee Titans	8	4	0	66.7
2. Indianapolis Colts	6	6	0	50.0
3. Houston Texans	5	7	0	41.7
Jacksonville Jaguars	5	7	0	41.7

### Best final division records for the Titans since the AFC South was formed in 2002:

Season	Wins	Losses	Win %
1. 2002	6	0	1.000
2. 2017	5	1	.833
3. 2008	4	2	.667
2003	4	2	.667
2006	4	2	.667
2007	4	2	.667
7. 2018	3	3	.500
2011	3	3	.500

## TOP RUSHING OFFENSES, 2016-2018

Since the beginning of the 2016 season, the Titans rank fourth in the NFL in rushing offense.

In 2018, the Titans finished seventh in the NFL and third in the AFC with 126.4 rushing yards per game.

In 2016, the Titans finished third in the NFL and second in the AFC in rushing offense. They totaled 2,187 rushing yards, or an average of 136.7 rushing yards per game. It was the 12th best average in franchise history.

### Top rushing offenses (yards per game) from 2016-2018:

Team	Rushing Yards	Per Game
1. Buffalo Bills	6,631	138.1
2. Dallas Cowboys	6,529	136.0
3. Carolina Panthers	6,052	126.1
4. Tennessee Titans	6,043	125.9
5. New Orleans Saints	5,837	121.6
6. New England Patriots	5,798	120.8
7. Seattle Seahawks	5,780	120.4
8. Baltimore Ravens	5,760	120.0
9. Houston Texans	5,722	119.2
10. Jacksonville Jaguars	5,616	117.0

## TOP RUSHING OFFENSES IN 2018

The Titans averaged 126.4 rushing yards per game in 2018. They ranked seventh in the NFL and third in the AFC.

### Top rushing offenses (yards per game) in 2018:

Team	Rushing Yards	Per Game
1. Seattle Seahawks	2,560	160.0
2. Baltimore Ravens	2,441	152.6
3. Los Angeles Rams	2,231	139.4
4. Carolina Panthers	2,136	133.5
5. New England Patriots	2,037	127.3
6. New Orleans Saints	2,025	126.6
7. Tennessee Titans	2,023	126.4
8. Houston Texans	2,021	126.3
9. Buffalo Bills	1,984	124.0
10. Dallas Cowboys	1,963	122.7

## TIGHT END PRODUCTION UNDER SMITH

Former Titans tight ends coach **Arthur Smith** was promoted to offensive coordinator in January 2019.

During his final season coaching the tight ends, Smith and the team were dealt a significant challenge when starter **Delanie Walker** suffered an injury in the season opener and was placed on injured reserve for the remainder of the season.

However, during the second half of 2018 the remaining Titans tight ends—including **Jonnu Smith**, **Luke Stocker**, **Anthony Firkser** and **MyCole Pruitt**—were establishing the group as one of the league's most productive units.

From Week 9-17, the Titans tight ends' 49 total receptions tied for the fourth-highest total in the league among tight ends. Additionally, their 607 receiving yards ranked fifth, and their six touchdown receptions tied for fourth place.

### Most receptions by team tight end units in 2018 from Week 9-17:

Team	Rec	Rec Yds	Rec TD
1. Philadelphia Eagles	71	672	6
2. Kansas City Chiefs	66	764	7
3. San Francisco 49ers	55	868	4
4. Tennessee Titans	49	607	6
Oakland Raiders	49	589	7
6. Atlanta Falcons	47	424	2
New York Giants	47	642	2
8. Indianapolis Colts	46	505	9
Washington Redskins	46	504	3
Green Bay Packers	46	485	2

## TOP RATED DEFENSES IN 2018

In 2018, the Titans defense ranked eighth in the NFL, allowing an average of 333.4 yards per game. It was the unit's highest ranking since finishing seventh in overall defense in 2008.

### NFL leaders in total defense in 2018 (opponents' net yards per game):

Team	Opponent Yards/Game
1. Baltimore Ravens	292.9
2. Buffalo Bills	294.1
3. Chicago Bears	299.7
4. Minnesota Vikings	309.7
5. Jacksonville Jaguars	311.4
6. Pittsburgh Steelers	327.2
7. Dallas Cowboys	329.3
8. Tennessee Titans	333.4
9. Los Angeles Chargers	333.7
10. Detroit Lions	335.0

## PASSING DEFENSE

In 2018, the Titans defense allowed opponents to pass for an average of 216.9 net yards per game. That rated as the sixth-lowest average in the NFL.

Prior to 2018, the Titans had not ranked sixth or better in passing defense since 2000, when they led the league.

### Top passing defenses in 2018 (opponent passing yards per game):

Team	Opp. Passing Yards/Game
1. Buffalo Bills	179.2
2. Jacksonville Jaguars	194.6
3. Minnesota Vikings	196.3
4. Arizona Cardinals	203.9
5. Baltimore Ravens	210.0
6. Tennessee Titans	216.9
7. Chicago Bears	219.7
8. Detroit Lions	224.9
9. Los Angeles Chargers	227.9
10. Pittsburgh Steelers	231.1

## SCORING DEFENSE

The Titans defense allowed 18.9 points per game in 2018, which was the third-best average in the NFL. It was the Titans' lowest average points allowed since 2008 (14.6).

The Titans surrendered 21 or fewer points in 10 of their 16 games in 2018.

### Fewest points allowed per game in 2018:

Team	Points Allowed/Game
1. Chicago Bears	17.7
2. Baltimore Ravens	17.9
3. <b>Tennessee Titans</b>	<b>18.9</b>
4. Jacksonville Jaguars	19.8
5. Houston Texans	19.8
6. Dallas Cowboys	20.3
New England Patriots	20.3
8. Los Angeles Chargers	20.6
9. Minnesota Vikings	21.3
10. Indianapolis Colts	21.5

## FEWEST TOUCHDOWNS ALLOWED IN 2018

The Titans allowed their opponents to reach the end zone only 32 times in 2018, a total that ranked as the second-best in the NFL. It was the lowest total allowed by the Titans since 2010 (32).

### Fewest total touchdowns allowed in 2018:

Team	TDs Allowed
1. Chicago Bears	30
2. <b>Tennessee Titans</b>	<b>32</b>
3. Baltimore Ravens	33
4. Jacksonville Jaguars	34
Minnesota Vikings	34
6. Dallas Cowboys	35
7. Houston Texans	36
New England Patriots	36
9. Philadelphia Eagles	37
Indianapolis Colts	37

## DEFENSE IN THE RED ZONE

The Titans were one of the NFL's best teams in 2018 in limiting opponents inside the red zone. Opposing teams scored touchdowns at a rate of 44.7 percent against the Titans once they went inside Tennessee's 20-yard line. Only the Philadelphia Eagles (44.6) fared better.

### Top defenses in the red zone in 2018 (touchdown percentage):

Team	Opp. Drives	Touchdowns	TD Pct.
1. Philadelphia Eagles	56	25	44.6
2. <b>Tennessee Titans</b>	<b>47</b>	<b>21</b>	<b>44.7</b>
3. Minnesota Vikings	49	22	44.9
4. Seattle Seahawks	51	25	49.0
5. Chicago Bears	40	20	50.0
Los Angeles Chargers	50	25	50.0
7. Dallas Cowboys	49	25	51.0
8. Jacksonville Jaguars	47	24	51.1
9. Washington Redskins	52	27	51.9
10. New York Jets	59	31	52.5

## DEFENSE ON THIRD DOWN

In 2018, the Titans defense allowed their opponents to convert third downs at a rate of 36.6 percent (75 of 205), which ranked 10th in the NFL.

### Top third-down defenses in 2018:

Opponent	Conversions	Attempts	Opp. 3rd Down Pct.
1. Minnesota Vikings	58	190	30.5
2. New York Jets	72	213	33.8
3. Baltimore Ravens	72	211	34.1
4. Chicago Bears	75	219	34.2
5. Seattle Seahawks	64	183	35.0
6. Philadelphia Eagles	71	201	35.3
7. Cleveland Browns	75	210	35.7
8. Buffalo Bills	74	203	36.5
Pittsburgh Steelers	72	197	36.5
10. <b>Tennessee Titans</b>	<b>75</b>	<b>205</b>	<b>36.6</b>

## DEFENSE IN THE FOURTH QUARTER

The Titans defense was arguably the best in the NFL in the fourth quarter during the 2018 season. The Titans allowed only 65.9 yards per game in the fourth quarter, which led the NFL.

### Total defense (yards per game) in the fourth quarter in 2018:

Team	Opp. Yards Per Game
1. <b>Tennessee Titans</b>	<b>65.9</b>
2. Baltimore Ravens	68.9
3. Buffalo Bills	72.9
4. Arizona Cardinals	73.6
5. Denver Broncos	74.4
6. Minnesota Vikings	75.4
7. Los Angeles Chargers	76.2
Indianapolis Colts	76.2
9. Green Bay Packers	79.9
10. Jacksonville Jaguars	80.7

There were six games in which the opposition did not score a single point in the final stanza, helping the Titans finish second in the NFL with only 62 total points allowed in the fourth quarter. The Titans defense gave up six touchdowns all season in the fourth quarter, tied with the Baltimore Ravens and Cincinnati Bengals for the lowest total in the league.

### Fewest touchdowns allowed in the fourth quarter in 2018:

Team	TDs Allowed
1. <b>Tennessee Titans</b>	<b>6</b>
Baltimore Ravens	6
Cincinnati Bengals	6
4. Denver Broncos	7
5. Arizona Cardinals	8
Indianapolis Colts	8
Houston Texans	8
8. Minnesota Vikings	9
Cleveland Browns	9
Los Angeles Rams	9

### Fewest points allowed in the fourth quarter in 2018:

Team	Points Allowed
1. Baltimore Ravens	58
2. <b>Tennessee Titans</b>	<b>62</b>
3. Denver Broncos	66
4. Houston Texans	72
5. Arizona Cardinals	80
6. Los Angeles Rams	82
7. New Orleans Saints	83
Indianapolis Colts	83
9. New England Patriots	84
Cincinnati Bengals	84

## TITANS DBs A THREAT ON THE BLITZ

The Titans defensive backs contributed nine total sacks in 2018, which was the highest total in the NFL. Cornerback **Logan Ryan** led the group with a career-high four sacks, while safety **Kevin Byard** (2.0), safety **Kenny Vaccaro** (2.0) and cornerback **Malcolm Butler** (1.0) also contributed to the total.

The nine sacks were the most by the team's defensive back group in the "Titans era" (1999–present), surpassing the eight sacks by the safeties and cornerbacks in 2014.

### Most sacks by a defensive back group in 2018:

Team	Sacks
1. Tennessee Titans	9.0
2. Minnesota Vikings	7.5
3. Arizona Cardinals	6.5
4. Chicago Bears	6.0
5. Green Bay Packers	5.5
Buffalo Bills	5.5
7. Carolina Panthers	5.0
Baltimore Ravens	5.0
Los Angeles Chargers	5.0
10. New York Jets	4.5

## TOP RUSHING DEFENSES, 2016-2018

Since the beginning of the 2016 season, the Titans rank near the top of the NFL in rushing defense.

The 2017 Titans led the AFC and ranked fifth in the NFL in rushing defense. Their opponents averaged 88.8 rushing yards per game.

In 2016, the Titans finished second in the NFL and first in the AFC in rushing defense. Their opponents totaled 1,413 rushing yards, or an average of 88.3 rushing yards per game.

### Top rushing defenses (yards per game) from 2016–2018:

Team	Opponent	
	Rushing Yards	Per Game
1. Philadelphia Eagles	4,470	93.1
2. Dallas Cowboys	4,513	94.0
3. Baltimore Ravens	4,537	94.5
4. Houston Texans	4,665	97.2
5. Carolina Panthers	4,678	97.5
6. Tennessee Titans	4,696	97.8
New Orleans Saints	4,696	97.8
8. San Diego Chargers	1,567	97.9
9. Pittsburgh Steelers	4,831	100.6
10. Minnesota Vikings	4,863	101.3

## FEWEST PENALTIES IN A 16-GAME SEASON

The Titans were called for only 82 total penalties in 2018, leading the NFL and setting a team record for the lowest number in a 16-game season (since 1978, excluding strike-shortened 1982 and 1987 seasons). They received no more than four penalties in nine of their 16 games.

The previous franchise record for fewest penalties in a 16-game season was 84 by the 1983 Oilers.

### Fewest penalties in a 16-game season, franchise history:

Season	Penalties
1. 2018	82
2. 1983	84
3. 2017	85
4. 1996	91
5. 1981	93
2015	93

## KICKOFF RETURN RECORD

In 2018, the Titans set a new NFL record for kickoff return average and became the first team in NFL history to average more than 30.0 yards per kickoff return in a season. They totaled 23 returns for 737 yards, an average of 32.0 yards per return.

The 2013 Kansas City Chiefs owned the previous record with a 29.9-yard kickoff return average (44 attempts for 1,316 yards), followed by the 1972 Chicago Bears at 29.4 yards (52 for 1,528).

The former franchise record for kickoff return average in a season as 26.1 yards per attempt by both the 1963 Oilers and 2000 Titans.

There is no minimum attempt count for the team kickoff return average record.

### Highest single-season team kickoff return average, NFL history:

Team	Season	KR Att	Yds	Avg
1. Tennessee Titans	2018	23	737	32.0
2. Kansas City Chiefs	2013	44	1,316	29.9
3. Pittsburgh Steelers	1952	39	1,128	28.9
4. Baltimore Ravens	2014	38	1,077	28.3
Minnesota Vikings	2015	42	1,190	28.3

**Darius Jennings'** 31.7-yard kickoff return average, which included a 94-yard touchdown in Week 1 at Miami, also set a new franchise record.

### Highest individual kickoff return average, franchise history (minimum 1.25 attempts per team game):

Player	Season	KR Att	Yds	Avg
1. Darius Jennings	2018	22	698	31.7
2. Ken Hall	1960	19	594	31.3
3. Bobby Jancik	1962	24	726	30.3
4. Bobby Jancik	1963	45	1,317	29.3
5. Chris Carr	2008	35	984	28.1
6. Carl Roaches	1981	28	769	27.5

Jennings' 31.7-yard average led the NFL in 2018 and tied for the sixth-best average in the NFL among qualifiers (1.25 attempts per team game) since 1970.

### Highest individual kickoff return average in 2018 (minimum 20 attempts):

Player	KR	Yds	Avg	Long	TD
1. Darius Jennings	22	698	31.7	94	1
2. Andre Roberts	40	1,174	29.4	99	1
3. Cordarrelle Patterson	23	663	28.8	95	1
4. Tremon Smith	33	886	26.8	97	0
5. Alex Erickson	40	1,049	26.2	77	0
6. Corey Coleman	23	598	26.0	51	0
7. Richie James	23	580	25.2	97	1
8. Desmond King	22	522	23.7	40	0
9. Marvin Hall	26	616	23.7	53	0
10. Dwayne Harris	29	663	22.9	34	0







## TITANS QUARTERBACKS

No.	Name	Ht	Wt	Exp	College
8	Mariota, Marcus	6-4	222	5	Oregon
17	Tannehill, Ryan	6-4	217	8	Texas A&M
5	Woodside, Logan	6-1	213	1	Toledo

### #8 • QB MARCIOTA

[CLICK FOR COMPLETE BIO](#)

**Marcus Mariota** (6-4, 222) completed his fifth NFL season in 2019. The Titans selected him with the No. 2 overall selection in the 2015 NFL Draft, and since that time, he arguably has had the best beginning to a career of any quarterback in team annals.

Mariota won 27 games as a starter from 2015 through 2018. It was the most by any quarterback in his first four seasons with the franchise since **George Blanda** joined the Oilers as a 10-year veteran in 1960 and earned 34 wins through 1963.

Mariota became the fifth quarterback in NFL history with at least 12,000 passing yards (12,004) and 1,200 rushing yards (1,270) in his first four seasons, joining **Russell Wilson**, **Cam Newton**, **Jeff Garcia** and **Blake Bortles**.

In 2018, Mariota completed 228 of 331 passes for 2,528 yards with 11 touchdowns, eight interceptions and a passer rating of 92.3. He is the only quarterback in franchise history to produce a passer rating of 90.0 or greater in three separate seasons.

Mariota's 68.9 completion percentage in 2018 shattered the previous franchise record. It was previously owned by **Cody Carlson**, who completed 65.6 percent of his passes (149 of 227) in 1992.

In 2017, Mariota led the team to the postseason and became the youngest quarterback in franchise history to win a playoff game. His statistics in the regular season included 281 completions, 3,232 yards and 13 touchdowns on 453 attempts (79.3 passer rating).

From 2015–2016, Mariota passed for 6,244 yards and 45 touchdowns, while throwing only 19 interceptions. His 93.8 passer rating during that time ranked sixth in NFL history for a player's first two NFL campaigns, trailing only **Kurt Warner** (107.9), **Dan Marino** (104.5), **Nick Foles** (101.0), **Russell Wilson** (100.6) and **Ben Roethlisberger** (98.3).

In 2016, Mariota started 15 games. He was 276-of-451 passing for 3,426 yards, 26 touchdowns and nine interceptions. His 95.6 passer rating ranks third in franchise history for a single season, behind only **Warren Moon's** 96.8 in 1990, when he was the Associated Press Offensive Player of the Year, and **Steve McNair's** 100.4 in 2003, when he was the NFL's Co-MVP. Only two quarterbacks with the franchise have had more touchdown passes in a season than Mariota in 2016: **George Blanda** (36 in 1961 and 27 in 1962) and **Moon** (33 in 1990).

During his rookie season, Mariota started 12 games, missing four total contests due to injuries. He completed 230 of his 370 passes for 2,818 yards, 19 touchdowns—all franchise rookie records—while throwing only 10 interceptions. At the time, his 91.5 passer rating ranked third in franchise history.

Mariota also set a franchise rookie record by completing 62.2 percent of his passes. That was the fifth-highest percentage by a rookie quarterback in NFL history and the eighth-highest completion percentage in a season by any quarterback in Titans/Oilers history.

On the ground in 2015, Mariota accounted for 252 yards and a pair of touchdowns on 34 carries. He finished second in franchise history in rushing yards by a rookie quarterback, trailing only Young's 2006 total of 552 rushing yards. Mariota's total included an 87-yard touchdown run against Jacksonville (Dec. 6), which was the fifth-longest rushing play in franchise history.

Mariota joined Manning (1998) as the only rookie quarterbacks in NFL history to complete three touchdown passes in four different games, and he became the lone NFL rookie to ever record two games with four touchdown passes and no interceptions (Sept. 13 at Tampa Bay and Nov. 8 at New Orleans).



He entered the NFL following a historic career at the University of Oregon. He concluded his three seasons as the school's starting quarterback by winning the Heisman Trophy and leading his team to the College Football Playoff Championship Game.

Mariota broke nearly every major passing record at Oregon, totaling 10,796 career passing yards and 105 touchdown passes. The three-time All-Pac-12 selection started every game over his three seasons, earning a 36-5 record, and he completed at least one touchdown pass in every contest. He became one of four players in FBS history to pass for 10,000 yards and rush for 2,000 yards (2,237) in a career, joining **Dan LeFevour**, **Griffin** and **Colin Kaepernick**.

During his Heisman season in 2014, Mariota directed the Ducks to a Rose Bowl victory over Florida State. His totals for the year included 4,454 passing yards, 42 touchdown passes and only four interceptions. He also rushed for 770 yards and 15 touchdowns and even caught a touchdown pass. His 58 total touchdowns in a season (passing, rushing and receiving) shattered **Matt Barkley's** (2011) previous Pac-12 record of 41 touchdowns.

The 6-foot-4-inch, 222-pound signal caller became the fifth Heisman Trophy winner to be drafted by the Oilers/Titans, joining **Billy Cannon**, **Earl Campbell**, **Mike Rozier** and **Eddie George**. **Derrick Henry** became the sixth Heisman winner drafted by the club when he was selected in 2016.

At the 2015 NFL Scouting Combine, he finished among the top three quarterbacks in the 40-yard dash, vertical jump, broad jump, three-cone drill and 20-yard shuttle. His 4.52-second 40-yard dash gave him the fastest quarterback time at the Combine since Griffin's 4.41 in 2012.

Mariota is a native of Honolulu, Hawaii.

#### 2019 Preseason Notes:

➤ **At Philadelphia (8/8)**, played the first series of the game and completed four of eight passes for 24 yards.

### GAME-WINNING DRIVES FROM 2017-18

From 2017 through 2018, only two NFL quarterbacks recorded more game-winning drives than **Marcus Mariota**. Including the regular season and playoffs, he had eight such drives, tied with **Case Keenum** behind only **Dak Prescott** and **Drew Brees**.

Mariota's game-winning drives in that time period included games against Indianapolis (Oct. 16, 2017), at Cleveland (Oct. 22, 2017), against Cincinnati (Nov. 12, 2017), at Indianapolis (Nov. 26, 2017), at Kansas City (playoff game on Jan. 6, 2018), at Jacksonville (Sept. 23, 2018), against Philadelphia (Sept. 30, 2018) and against the New York Jets (Dec. 2, 2018).

#### Most game-winning drives by quarterbacks from 2017–2018, including playoffs:

Player	Team(s)	Game-Winning Drives
1. Dak Prescott	Dallas Cowboys	10
2. Drew Brees	New Orleans	9
3. <b>Marcus Mariota</b>	<b>Tennessee Titans</b>	<b>8</b>
Case Keenum	Denver/Minnesota	8
5. Andy Dalton	Cincinnati Bengals	7
Ben Roethlisberger	Pittsburgh Steelers	7
7. Tom Brady	New England Patriots	6
Nick Foles	Philadelphia Eagles	6
Jared Goff	Los Angeles Rams	6
Russell Wilson	Seattle Seahawks	6



**Mariota's 2019 Preseason Game-by-Game Statistics:**

Passing																Rushing				
Date/Opp	W-L	G/S	Att	Cmp	Pct	Yds	Yd/Att	TD	TD%	Int	Int%	Lg	Sack	Lost	Rate	Att	Yds	Avg	Lg	TD
8/8 at Phi	W	QB	8	4	50.0	24	3.0	0	0.0	0	0.0	9	0	0	56.3	0	0	-	-	0
8/17 vs. NE																				
8/25 vs. Pit																				
8/29 at Chi																				
Totals	1-0	1/1	8	4	50.0	24	3.0	0	0.0	0	0.0	9	0	0	56.3	0	0	-	-	0

**Mariota's 2018 Game-by-Game Statistics:**

Date/Opp	W-L	G/S	Passing													Rushing							
			Att	Cmp	Pct	Yds	Yd/Att	TD	TD%	Int	Int%	Lg	Sack	Lost	Rate	Att	Yds	Avg	Lg	TD			
9/9 at Mia	L	QB	16	9	56.3	103	6.4	0	0.0	2	12.5	31	0	0	36.2	3	15	5.0	7	0			
9/16 vs. Hou	W							Did Not Play															
9/23 at Jax	W		18	12	66.7	100	5.6	0	0.0	0	0.0	22	1	8	80.8	7	51	7.3	15	0			
9/30 vs. Phi	W	QB	43	30	69.8	344	8.0	2	4.7	1	2.3	51	3	17	99.4	10	46	4.6	17	1			
10/7 at Buf	L	QB	26	14	53.8	129	5.0	0	0.0	1	3.8	23	2	8	51.6	2	10	5.0	5	0			
10/14 vs. Bal	L	QB	15	10	66.7	117	7.8	0	0.0	0	0.0	24	11	66	90.1	2	25	12.5	21	0			
10/21 at LAC	L	QB	32	24	75.0	237	7.4	1	3.1	1	3.1	21	2	11	92.8	7	38	5.4	11	0			
11/5 at Dal	W	QB	29	21	72.4	240	8.3	2	6.9	0	0.0	37	4	25	119.9	10	32	3.2	12	1			
11/11 vs. NE	W	QB	24	16	66.7	228	9.5	2	8.3	0	0.0	29	2	14	125.0	2	21	10.5	20	0			
11/18 at Ind	L	QB	13	10	76.9	85	6.5	0	0.0	1	7.7	23	4	19	61.4	4	17	4.3	9	0			
11/26 at Hou	L	QB	23	22	95.7	303	13.2	2	8.7	0	0.0	61	6	43	147.7	6	28	4.7	14	0			
12/2 vs. NYJ	W	QB	35	20	57.1	282	8.1	2	5.7	1	2.9	55	3	9	90.4	5	42	8.4	27	0			
12/6 vs. Jax	W	QB	24	18	75.0	162	6.8	0	0.0	1	4.2	29	1	0	75.3	4	13	3.3	12	0			
12/16 at NYG	W	QB	20	12	60.0	88	4.4	0	0.0	0	0.0	17	1	8	70.4	2	11	5.5	11	0			
12/22 vs. Was	W	QB	13	10	76.9	110	8.5	0	0.0	0	0.0	18	2	15	101.4	1	7	7.0	7	0			
12/30 vs. Ind	L							Inactive															

**Mariota's Career Regular Season Statistics:**

Passing																	Rushing				
Year	G	S	Att	Cmp	Pct	Yds	Yd/Att	TD	TD%	Int	Int%	Lg	Sack	Lost	Rate	Att	Yds	Avg	Lg	TD	
2015	12	12	370	230	62.2	2,818	7.6	19	5.1	10	2.7	61t	38	258	91.5	34	252	7.4	87t	2	
2016	15	15	451	276	61.2	3,426	7.6	26	5.8	9	2.0	60	23	156	95.6	60	349	5.8	41	2	
2017	15	15	453	281	62.0	3,232	7.1	13	2.9	15	3.3	75t	27	173	79.3	60	312	5.2	34t	5	
2018	14	13	331	228	68.9	2,528	7.6	11	3.3	8	2.4	61	42	243	92.3	64	357	5.6	27	2	
Totals	56	55	1,605	1,015	63.2	12,004	7.5	69	4.3	42	2.6	75	130	830	89.4	218	1,270	5.8	87	11	

**Mariota's Career Postseason Statistics:**

Year	G	S	Att	Cmp	Pct	Passing										Rushing				
						Yds	Yd/Att	TD	TD%	Int	Int%	Lg	Sack	Lost	Rate	Att	Yds	Avg	Lg	TD
2017	2	2	68	41	60.3	459	6.8	4	5.9	1	1.5	36	10	62	93.9	12	83	6.9	17	0

**Mariota's Regular Season Single-Game Highs:**

**Attempts** - 44 (twice, last vs. Cincinnati, 11/12/17)  
**Completions** - 30 vs. Philadelphia (9/30/18)  
**Passing Yards** - 371 at New Orleans (11/8/15)  
**Touchdown Passes** - 4 (Three times, last vs. Green Bay, 11/13/16)  
**Long Completion** - 75t at Pittsburgh (11/16/17)  
**Rushing Attempts** - 10 (Three times, last at Dallas, 11/5/18)  
**Rushing Yards** - 112 vs. Jacksonville (12/6/15)  
**Long Rush** - 87t vs. Jacksonville (12/6/15)  
**Rushing Touchdowns** - 2 at Houston (10/1/17)

**Mariota's Playoff Single-Game Highs:**

**Attempts** - 37 at New England (1/13/18)  
**Completions** - 22 at New England (1/13/18)  
**Passing Yards** - 254 at New England (1/13/18)  
**Touchdown Passes** - 2 (twice, last at New England, 1/13/18)  
**Long Completion** - 36 at New England (1/13/18)  
**Rushing Attempts** - 8 at Kansas City (1/6/18)  
**Rushing Yards** - 46 at Kansas City (1/6/18)  
**Long Rush** - 17 at Kansas City (1/6/18)  
**Rushing Touchdowns** - (none)





## MARCUS MARIOTA'S GAME-WINNING DRIVES

In his NFL career, quarterback **Marcus Mariota** has led 12 game-winning drives in the fourth quarter of overtime, including the regular season and postseason. That includes five games in 2017: a 36-22 win against Indianapolis (10/16), a 12-9 victory at Cleveland (10/22), a 24-20 win against Cincinnati (11/12), a 20-16 win at Indianapolis (11/26) and a 22-21 win at Kansas City (1/6) in the playoffs. In 2018, he led a game-winning drive in a 9-6 win at Jacksonville (9/23), in a 26-23 overtime win against Philadelphia (9/30) and in a 26-22 victory against the New York Jets (12/2).

Per the Elias Sports Bureau, a game-winning drive is defined as when a quarterback's team scores on an offensive possession to put the team ahead (whether tied or from behind) for good in the fourth quarter or overtime.

### Marcus Mariota's game-winning drives:

Date/Opp.	4th Qtr Deficit/Tie	Score, Start of Drive	Drive Start	Mariota's Drive Stats (Att-Cmp-Yds, TD, Rushing)	Drive Totals	Drive End	Scoring Play	Final Score
11/8/15 at NO	28-28	28-28	15:00 (OT)	6-6-62, 1 TD, 3 rushes for 18 yds	9-80-5:10	9:50	Mariota 5-yard pass to Anthony Fasano	34-28
12/6/15 vs. Jax	28-32	28-32	10:09	1-1-5, 1 TD, 2 rushes for 89 yds	3-90-1:39	8:30	Marcus Mariota 87-yard run	42-39
9/18/16 at Det	3-15	10-15	7:04	10-10-82, 1 TD, 4 rushes for 19 yds	13-83-5:51	1:13	Mariota 9-yard pass to Andre Johnson	16-15
12/18/16 at KC	7-17	16-17	1:07	4-3-40, 0 TD, 0 rushes	6-40-1:07	0:00	Ryan Succop 53-yd FG	19-17
10/16/17 vs. Ind	15-19	22-22	7:27	3-3-74, 1 TD, 0 rushes	4-75-1:58	5:29	Mariota 53-yard pass to Taywan Taylor	36-22
10/22/17 at Cle	9-9	9-9	5:57 (OT)	1-1-8, 0 TD, 5 rushes for 12 yds	7-20-4:02	2:00	Ryan Succop 47-yd FG	12-9
11/12/17 vs. Cin	17-20	17-20	5:03	10-5-53, 1 TD, 3 rushes for 15 yds	12-73-4:27	0:36	Mariota 7-yd pass to DeMarco Murray	24-20
11/26/17 at Ind	13-16	13-16	11:24	3-2-29, 1 TD, 7 rushes for 42 yds	9-77-5:25	5:59	DeMarco Murray 1-yd run	20-16
1/6/18 at KC*	10-21	16-21	11:15	7-4-40, 1 TD, 2 rushes for 19 yds	11-80-5:09	6:06	Mariota 22-yd pass to Eric Decker	22-21
9/23/18 at Jax	6-6	6-6	10:48	4-3-32, 0 TD, 0 rushes	12-65-6:42	4:06	Ryan Succop 28-yd FG	9-6
9/30/18 vs. Phi	10-17	20-23	6:19 (OT)	11-5-48, 1 TD, 2 rushes for 24 yds	16-75-6:14	0:05	Mariota 10-yd pass to Corey Davis	26-23
12/2/18 vs. NYJ	13-22	19-22	1:46	5-3-39, 1 TD, 1 rush for 27 yds	6-86-1:10	0:36	Mariota 11-yd pass to Corey Davis	26-22

\* Playoff game

## FRANCHISE LEADING PASSERS

On Nov. 26, 2018 at Houston, **Marcus Mariota** qualified for several of the franchise's all-time passing records. During the game, Mariota reached 1,500 career passing attempts, the benchmark to qualify for NFL and team passing records in career completion percentage and career passer rating, among other categories.

When Mariota hit 1,500 attempts, he became the franchise's all-time leader in completion percentage and passer rating, moving in front of former record holder **Steve McNair** (59.5 completion percentage and 83.3 passer rating) at the top of the leaderboard.

Highest career passer rating in franchise history (minimum 1,500 attempts):

Player	Seasons	Passer Rating
1. <b>Marcus Mariota</b>	2015–present	<b>89.4</b>
2. Steve McNair	1995–2005	83.3
3. Warren Moon	1984–1993	80.4
4. George Blanda	1960–1966	62.5
5. Dan Pastorini	1971–1979	61.0

Highest career completion percentage in franchise history (minimum 1,500 attempts):

Player	Seasons	Completion Pct.
1. <b>Marcus Mariota</b>	2015–present	<b>63.2</b>
2. Steve McNair	1995–present	59.5
3. Warren Moon	1984–1993	57.9
4. Dan Pastorini	1971–1979	51.5
5. George Blanda	1960–1966	48.4

Most passing yards, franchise history:

Player	Seasons	Passing Yards
1. Warren Moon	1984–1993	33,685
2. Steve McNair	1995–2005	27,141
3. George Blanda	1960–1966	19,149
4. Dan Pastorini	1971–1979	16,864
5. <b>Marcus Mariota</b>	2015–present	<b>12,004</b>
6. Vince Young	2006–2010	8,098
7. Kerry Collins	2006–2010	6,804
8. Ken Stabler	1980–1981	5,190
9. Pete Beathard	1967–1969	5,128
10. Jake Locker	2011–2014	4,967

## SINGLE-SEASON COMPLETION % RECORD

In 2018, **Marcus Mariota** set a new single-season franchise record by a large margin. He had a completion rate of 68.9 percent, completing 228 of his 331 passes on the year.

Through the franchise's first 58 seasons (1960–2017), no quarterback recorded a completion percentage above 66.0 percent. **Cody Carlson** established the previous benchmark in 1992 by completing 65.6 percent of his passes (149 of 227).

Mariota tied **Derek Carr** for fifth place in the NFL in completion percentage. Only New Orleans quarterback **Drew Brees** (74.4), Minnesota's **Kirk Cousins** (70.1), Philadelphia's **Carson Wentz** (69.6) and Atlanta's **Matt Ryan** (69.4) fared better.

Highest single-season completion percentage, franchise history:

Player	Season	Pass Attempts	Completions	Completion Percent
1. <b>Marcus Mariota</b>	2018	<b>331</b>	<b>228</b>	<b>68.9</b>
2. Cody Carlson	1992	227	149	65.6
3. Warren Moon	1992	346	224	64.7
4. Ken Stabler	1980	457	293	64.1
5. Chris Chandler	1995	356	225	63.2
6. Steve McNair	2000	396	248	62.6
7. Steve McNair	2003	400	250	62.5
8. Vince Young	2007	382	238	62.3
9. <b>Marcus Mariota</b>	2015	<b>370</b>	<b>230</b>	<b>62.2</b>
10. <b>Marcus Mariota</b>	2017	<b>453</b>	<b>281</b>	<b>62.0</b>

## 12,000/1,200 CLUB

In his first four NFL seasons, **Marcus Mariota** passed for 12,004 yards and rushed for an additional 1,270 yards. He became the fifth player in NFL history with at least 12,000 passing yards and 1,200 rushing yards in his first four seasons.

**Jeff Garcia** became the first quarterback to accomplish the feat in 2002. Since then, four more signal callers matched the feat: **Cam Newton**, **Russell Wilson**, **Blake Bortles** and Mariota.

Players in NFL history with 12,000 passing yards and 1,200 rushing yards in their first four NFL seasons (through 2018):

Player	Seasons	Team	Passing Yards	Rushing Yards
<b>Marcus Mariota</b>	2015–2018	<b>Tennessee</b>	<b>12,004</b>	<b>1,200</b>
Blake Bortles	2014–2017	Jacksonville	14,928	1,410
Russell Wilson	2012–2015	Seattle	13,974	2,430
Cam Newton	2011–2014	Carolina	14,426	2,571
Jeff Garcia	1999–2002	San Francisco	13,704	1,252



## MARCUS MARIOTA'S STARTING RECORD WHEN ...

Record When Mariota	Regular Season					Career Playoffs
	'15	'16	'17	'18	Career	
Starts at quarterback	3-9	8-7	9-6	7-6	27-28	1-1
Starts vs. division opponents	1-2	1-4	5-1	1-2	8-9	0-0
Passes for 300 or more yards	1-1	0-1	1-1	1-1	3-4	0-0
Completes 1 or more TD passes	3-4	6-5	8-2	4-2	21-13	1-1
Completes 2 or more TD passes	3-3	6-4	2-1	4-1	15-9	1-1
Completes 3 or more TD passes	3-1	3-1	0-0	0-0	6-2	0-0
Starts and passes for no INTs	2-3	5-3	4-2	4-2	15-10	0-1
Completes 70.0% of his passes	2-0	4-0	1-0	3-3	10-3	0-0
Has a passer rating of 80.0+	3-3	6-4	5-1	5-3	19-11	1-1
Has a passer rating of 90.0+	3-1	6-2	5-1	5-3	19-7	0-1
Has a passer rating of 100.0+	3-0	6-1	2-1	3-1	14-3	0-0
Sacked 0 times	1-0	3-1	2-0	0-1	6-2	0-0
Rushes for 1 or more TDs	1-1	1-1	1-3	2-0	5-5	0-0
Rushes for 2 or more TDs	0-0	0-0	0-1	0-0	0-1	0-0
Rushes and Passes for 1 TD	1-0	1-1	1-1	2-0	5-2	0-0



## MARIOTA AT AGE 25

Marcus Mariota celebrated his 25th birthday on Oct. 30, 2018. He became only the ninth quarterback since the NFL-AFL merger in 1970 to pass for at least 10,000 yards before his 25th birthday.

The list also includes **Drew Bledsoe** (14,642 passing yards before his 25th birthday), **Jameis Winston** (14,628), **Josh Freeman** (12,963), **Peyton Manning** (12,287), **Matthew Stafford** (12,272), **Dan Marino** (11,975), **Cam Newton** (11,299) and **Blake Bortles** (11,241).

Among the nine players to accomplish the feat, Mariota led the group in completion percentage (62.2) and ranked third in passer rating (87.5) behind only Marino (96.6) and Winston (87.8).

Mariota (1,098), Newton (2,032 rushing yards) and Bortles (1,088) were the only three players with 10,000 passing yards and 1,000 rushing yards before age 25.

Players since the 1970 NFL-AFL merger with 10,000 passing yards before age 25 (through 2018):

Player	Completion Pct.	Passing Yards	Passer Rating
Drew Bledsoe	55.1	14,642	72.0
Jameis Winston	61.6	14,628	87.8
Josh Freeman	58.8	12,963	79.8
Peyton Manning	60.4	12,287	85.4
Matthew Stafford	59.8	12,272	82.3
Dan Marino	61.1	11,975	96.6
Cam Newton	59.8	11,299	86.4
Blake Bortles	58.8	11,241	79.6
Marcus Mariota	62.2	10,506	87.5

## MARIOTA'S FOUR-YEAR WIN TOTAL

Marcus Mariota won 27 games as a starter from 2015 through 2018. It was the most by any quarterback in his first four seasons with the franchise since **George Blanda** joined the Oilers as a 10-year veteran in 1960 and earned 34 wins through 1963.

Mariota won three games as a rookie in 2015. He won eight games in his second season and led the team to the playoffs with nine wins in his third year. In 2018, he registered seven wins as a starter.

Most wins by a starting quarterback in his first four seasons with the Titans/Oilers, franchise history:

Quarterback	Seasons	Wins in ...				Total
		Year 1	Year 2	Year 3	Year 4	
1. George Blanda	1960-1963	8	9	11	6	34
2. <b>Marcus Mariota</b>	<b>2015-2018</b>	<b>3</b>	<b>8</b>	<b>9</b>	<b>7</b>	<b>27</b>
3. Vince Young	2006-2009	8	9	1	8	26
4. Steve McNair	1995-1998	2	2	8	8	20
5. Warren Moon	1984-1987	3	4	5	7	19
6. Kenny Stabler	1980-1981	11	5	-	-	16
Pete Beathard	1967-1969	7	3	6	-	16

## RED ZONE PASSING

Since the time he entered the NFL in 2015, Titans quarterback **Marcus Mariota** has been one of the NFL's most efficient quarterbacks in the red zone. During that time, Mariota has completed 47 touchdown passes with only one interception inside the opponents' 20-yard line.

Highest red zone passer rating from 2015-2018 (from the opponents' 1-19 yard lines; minimum 100 attempts):

Player	Att	Cmp	Pct	Yds	TD	Int	Rate
1. Andrew Luck	191	127	66.5	813	63	2	110.4
2. Drew Brees	337	233	69.1	1,317	85	6	108.1
3. Tom Brady	317	197	62.1	1,385	91	5	105.1
4. <b>Marcus Mariota</b>	<b>188</b>	<b>108</b>	<b>57.4</b>	<b>749</b>	<b>47</b>	<b>1</b>	<b>103.9</b>
5. Jared Goff	170	98	57.6	673	46	2	101.3
6. Carson Wentz	198	112	56.6	755	53	2	100.5
7. Kirk Cousins	289	166	57.4	1,118	72	5	98.4
8. Matt Ryan	310	181	58.4	1,255	78	8	96.4
9. Carson Palmer	195	103	52.8	796	51	3	96.3
10. Andy Dalton	223	124	55.6	926	66	5	96.0

## MARIOTA'S FIRST POSTSEASON

In his first career postseason, **Marcus Mariota** completed 41 of 68 passes for 459 yards with four touchdowns and one interception in two games—both on the road. He led the team to a Wild Card victory at Kansas City on Jan. 6, 2018.

His 93.9 passer rating was the franchise's fourth-best in a single postseason (minimum 20 attempts), ranking behind only **George Blanda's** 117.8 in 1960, **Warren Moon's** 106.0 in 1991 and Moon's 103.0 in 1992.

In a single postseason with the franchise, Mariota also finished sixth in completions, sixth in yards and tied for second in touchdown passes.

Highest passer rating in a postseason, franchise history (minimum 20 attempts):

Player	Postseason	Att	Cmp	Yds	TD	Int	Rating
1. George Blanda	1960	31	16	301	3	0	117.8
2. Warren Moon	1991	76	55	596	5	2	106.0
3. Warren Moon	1992	50	36	371	4	2	103.0
4. <b>Marcus Mariota</b>	<b>2017</b>	<b>68</b>	<b>41</b>	<b>459</b>	<b>4</b>	<b>1</b>	<b>93.9</b>
5. Warren Moon	1989	48	29	315	2	0	93.7
6. Warren Moon	1993	43	32	306	1	1	91.8
7. Steve McNair	2002	80	48	532	3	2	81.9
8. Warren Moon	1987	75	45	537	2	3	74.1
9. Dan Pastorini	1978	70	44	602	4	6	73.6
10. Kerry Collins	2008	42	26	281	0	1	71.6



## TITANS TIDBITS: MARCUS MARIOTA

➤ In 2016, Mariota launched his Motiv8 Foundation, which serves the communities of Middle Tennessee, Eugene and Honolulu. The Motiv8 Foundation aims to create and support economic and educational programs and athletic activities to provide an alternative outlet for youth of troubled neighborhoods and backgrounds.

➤ The Motiv8 Foundation puts on two full-scale golf tournaments in Honolulu and Portland. It also has fed 5,000 homeless and workers in the homeless field on Oahu and Maui and additionally donated 1,000 pounds of dog food to two dog shelters on Oahu. The foundation will be hosting a job fair for homeless families and will be also donating a year supply of toiletries to more than 30 shelters across the state of Hawaii.

➤ Annually, Motiv8 sponsors the attendance of 1,200+ kids to a University of Hawaii game, 300+ kids to a Oregon Ducks game and more than a 100 kids to a Tennessee Titans game.

➤ Motiv8 also continues to be a major player in high school football in the state of Hawaii with its presenting sponsorship of the nationally-televised Polynesian Bowl.

➤ In 2018, the Motiv8 Foundation launched the Ardel Deppe Community Football Coach Award to recognize three Hawaii football coaches from any level of play who best exemplify Marcus' grandfather's spirit of going the extra mile and giving back to the community.

➤ He is the oldest son of Toa and Alana Mariota. His younger brother, Matthew, is a tight end at Oregon.

➤ Mariota credits much of his athletic success to playing soccer in his youth. By the time he was eight years old, he was wearing a soccer jersey with the number 8, and he has kept the jersey number ever since then.



## SINGLE-GAME COMPLETION %, NFL HISTORY

On Nov. 26, 2018, **Marcus Mariota** completed 22 of 23 passes for 303 yards. His completion rate of 95.65 percent set a franchise record and was the second-highest single-game completion percentage in NFL history (minimum 20 attempts). Los Angeles Chargers quarterback **Philip Rivers** set the all-time NFL record the day before Mariota's performance at Houston, completing 96.55 percent of his passes (28 of 29) against the Arizona Cardinals on Nov. 25.

Prior to Week 12 of the 2018 campaign, the previous NFL record holder was **Kurt Warner**, who completed 92.31 percent of his passes for Arizona against Jacksonville on Sept. 20, 2009 (24 of 26).

**Highest completion percentage in a game in NFL history (minimum 20 attempts to qualify; as of Nov. 26, 2018):**

Player	Team	Opp	Date	Att	Cmp	Pct
1. Philip Rivers	LAC	Ari	11/25/18	29	28	96.55
2. <b>Marcus Mariota</b>	<b>Ten</b>	<b>at Hou</b>	<b>11/26/18</b>	<b>23</b>	<b>22</b>	<b>95.65</b>
3. Kurt Warner	Ari	Jax	9/20/09	26	24	92.31
4. Vinny Testaverde	Cle	LAR	12/26/93	23	21	91.30
5. Ken Anderson	Cin	Pit	11/10/74	22	20	90.91

Mariota broke the franchise's single-game completion-percentage record held by former Oilers signal caller **Chris Chandler**, who completed 88.5 percent of his passes (23 of 26) at Cincinnati on Sept. 24, 1995.

**Highest completion percentage in a game in franchise history (minimum 20 attempts to qualify):**

Player	Opp	Date	Att	Cmp	Pct
1. <b>Marcus Mariota</b>	<b>at Hou</b>	<b>11/26/18</b>	<b>23</b>	<b>22</b>	<b>95.65</b>
2. Chris Chandler	at Cin	9/24/95	26	23	88.46
3. Ken Stabler	Bal	9/21/80	21	18	85.71
4. Steve McNair	Ind	12/8/02	23	19	82.61
Warren Moon	Mia	10/1/89	23	19	82.61
6. Ken Stabler	at Cle	9/15/80	28	23	82.14
7. <b>Marcus Mariota</b>	<b>Jax</b>	<b>10/27/16</b>	<b>22</b>	<b>18</b>	<b>81.82</b>
8. Chris Chandler	at Cle	11/5/95	20	16	80.00

## FRANCHISE SINGLE-GAME PASSER RATINGS

Against the Packers on Nov. 13, 2016, **Marcus Mariota** completed 19 of 26 passes for 295 yards with four touchdowns and no interceptions. His passer rating for the game was 149.8.

Among all games in franchise history, Mariota's passer rating against the Packers ranks second. The only one that tops it is a perfect 158.3 by **Chris Chandler** against the Cincinnati Bengals on Sept. 24, 1995.

Mariota already owns three of the franchise's four best single-game passer ratings and five of the team's 17 best performances. His 148.1 passer rating against the Jacksonville Jaguars on Oct. 27, 2016 is third on the list, while his 147.7 passer rating at the Houston Texans on Nov. 26, 2018 is fourth. His 135.7 passer rating at the New Orleans Saints as a rookie (Nov. 8) is 13th, and his 132.6 passer rating against the Cleveland Browns on Oct. 16, 2016 is 17th on the list.

In his NFL debut at Tampa Bay on Sept. 13, 2015, Mariota had a perfect 158.3 passer rating. However, his 15 attempts fell short of the 20 attempts required to qualify in the NFL's official record books.

**Top single-game passer ratings in franchise history (minimum 20 attempts):**

Player	Date	Opp	Att	Cmp	Yds	TD	Int	Rate
1. Chris Chandler	09/24/95	Cin	26	23	352	4	0	158.3
2. <b>Marcus Mariota</b>	<b>11/13/16</b>	<b>GB</b>	<b>26</b>	<b>19</b>	<b>295</b>	<b>4</b>	<b>0</b>	<b>149.8</b>
3. <b>Marcus Mariota</b>	<b>10/27/16</b>	<b>Jax</b>	<b>22</b>	<b>18</b>	<b>270</b>	<b>2</b>	<b>0</b>	<b>148.1</b>
4. <b>Marcus Mariota</b>	<b>11/26/18</b>	<b>Hou</b>	<b>23</b>	<b>22</b>	<b>303</b>	<b>2</b>	<b>0</b>	<b>147.7</b>
5. Steve McNair	10/12/03	Hou	27	18	421	3	0	146.8
6. Warren Moon	11/18/90	Cle	32	24	322	5	0	146.1
7. Warren Moon	11/26/90	Buf	22	16	300	2	0	145.1
8. Chris Chandler	11/26/95	Den	26	18	280	3	0	143.1
9. Warren Moon	10/01/89	Mia	23	19	254	2	0	141.7
10. Warren Moon	11/15/87	Pit	22	16	239	2	0	138.3
11. Chris Chandler	09/08/96	Jac	22	14	226	3	0	137.5
12. Steve McNair	12/26/99	Jac	33	23	291	5	0	136.5
13. <b>Marcus Mariota</b>	<b>11/08/15</b>	<b>NO</b>	<b>39</b>	<b>28</b>	<b>371</b>	<b>4</b>	<b>0</b>	<b>135.7</b>
14. Warren Moon	11/14/93	Cin	31	23	225	4	0	133.7
15. Steve McNair	10/18/98	Cin	21	16	277	1	0	133.5
16. George Blanda	11/19/61	NYT	32	20	418	7	1	132.8
17. <b>Marcus Mariota</b>	<b>10/16/16</b>	<b>Cle</b>	<b>24</b>	<b>17</b>	<b>284</b>	<b>3</b>	<b>1</b>	<b>132.6</b>

## ROOKIE ACCURACY

In 2015, Titans quarterback **Marcus Mariota** posted one of the highest completion percentages in NFL history among rookie quarterbacks. His completion percentage of 62.2 was the fifth best all-time among rookies.

Mariota's completion percentage would shattered the franchise's rookie record. Until Mariota, **Vince Young's** completion percentage of 51.5 in 2006 was the best among rookie qualifiers in team annals.

**Highest completion percentage among rookie quarterbacks in NFL history (through 2015; minimum 14 passes per team game, or 224 attempts per 16 games):**

Quarterback	Year	Team	Comp	Att	Pct
1. Ben Roethlisberger	2004	Pittsburgh	196	295	66.4
2. Robert Griffin III	2012	Washington	258	393	65.7
3. Teddy Bridgewater	2014	Minnesota	259	402	64.4
4. Russell Wilson	2012	Seattle	252	393	64.1
5. <b>Marcus Mariota</b>	<b>2015</b>	<b>Tennessee</b>	<b>227</b>	<b>364</b>	<b>62.2</b>
6. Matt Ryan	2008	Atlanta	265	434	61.1
7. Carson Palmer	2004	Cincinnati	263	432	60.9
8. Nick Foles	2012	Philadelphia	161	265	60.8
9. Joe Flacco	2008	Baltimore	257	428	60.1
10. Sam Bradford	2010	St. Louis	354	590	60.0



## RUSH TO THE RECORD BOOKS

On Dec. 6, 2015 against Jacksonville, **Marcus Mariota** rushed for an 87-yard touchdown against Jacksonville and finished the game with 112 rushing yards on nine attempts.

The 87-yard run was the longest run in franchise history by a quarterback and at the time was the fifth-longest run overall for the team, behind three rushes by running back **Chris Johnson** (94, 91 and 89 yards) and one rush by running back **Sid Blanks** (91).

**Steve McNair** previously recorded the longest run in franchise history by a quarterback with a 71-yard attempt in 1998 (Nov. 8 at Tampa Bay).

### Longest rushing attempts in franchise history:

Player	Date	Opp	Rush
1. Derrick Henry	12/6/18	Jacksonville	99t
2. Chris Johnson	12/17/12	New York Jets	94t
3. Chris Johnson	9/20/09	Houston	91t
Sid Blanks	12/13/64	New York Jets	91t
5. Chris Johnson	11/1/09	Jacksonville	89t
<b>6. Marcus Mariota (QB)</b>	<b>12/6/15</b>	<b>Jacksonville</b>	<b>87t</b>
7. Chris Johnson	11/29/09	Arizona	85t
8. Chris Johnson	10/21/12	at Buffalo	83t
9. Earl Campbell	11/20/78	Miami	81t
10. Chris Johnson	11/4/12	Chicago	80t
LenDale White	10/19/08	at Kansas City	80t
Larry Moriarty	9/11/83	at L.A. Raiders	80

From 1960–2016, only two quarterbacks recorded a run longer than Mariota's 87-yarder. Oakland's **Terrelle Pryor** set the NFL quarterback record with 93-yard touchdown run for the Oakland Raiders in 2013 (Oct. 27 against Pittsburgh), and most recently San Francisco's **Colin Kaepernick** had a 90-yard touchdown run in 2014 at the San Diego Chargers (Dec. 20).

### Longest rushing attempts since 1960 history among NFL quarterbacks (through 2017):

Player	Date	Date/Opp	Rush
1. Terrelle Pryor	Oak	10/27/13 vs. Pit	93
2. Colin Kaepernick	SF	12/20/14 at SD	90
<b>3. Marcus Mariota</b>	<b>Ten</b>	<b>11/6/15 vs. Jax</b>	<b>87</b>

Mariota's 112 rushing yards against the Jaguars set a new single-game record among Titans/Oilers quarterbacks, topping the record of 95 yards held by **Steve McNair** (Nov. 8, 1998 at Tampa Bay).

### Most single-game rushing yards by a quarterback in franchise history:

Player	Date	Opp	Rush Yds
<b>1. Marcus Mariota</b>	<b>12/6/15</b>	<b>Jacksonville</b>	<b>112</b>
2. Steve McNair	11/8/98	at Tampa Bay	95
3. Steve McNair	12/21/97	Pittsburgh	90
4. Vince Young	12/10/06	at Houston	86
5. Steve McNair	12/13/98	at Jacksonville	81



## #17 • QB RYAN TANNEHILL

### CLICK FOR COMPLETE BIO



Quarterback **Ryan Tannehill** (6-4, 207) is in his eighth NFL season and his first campaign with the Titans. He was originally a first-round selection (eighth overall) by the Miami Dolphins in the 2012 NFL Draft.

Tannehill was acquired by the Titans in a trade with the Dolphins on March 15, 2019. The Titans sent a seventh-round pick in 2019 and a fourth-round selection in 2020 to Miami in exchange for Tannehill and a 2019 sixth-round pick.

Over his first seven NFL seasons, he started 88 games, threw for 20,434 yards and 123 touchdowns, and rushed for 1,210 yards and six scores. When he left Miami, he ranked second in franchise history behind **Chad Pennington** in both career completion percentage (62.8) and career passer rating (87.0). He authored 13 game-winning drives.

In 2018, while being limited by injury to 11 starts, Tannehill threw for 1,979 yards and 17 touchdowns.

During the first four seasons of his career (2012-15), Tannehill's passing yardage total—15,460 yards—was the third highest mark in NFL history, behind only **Peyton Manning** and **Dan Marino**. Tannehill's two 4,000-yard passing seasons (2015 and 2014) were the only ones recorded by a Dolphins quarterback other than Marino (six times). The Dolphins reached the playoffs in 2016, breaking an eight-year postseason drought.

A native of Big Spring, Texas, Tannehill attended Texas A&M, where he earned honorable mention All-America honors as a senior. He played both quarterback and wide receiver, passing for 5,450 yards and 42 touchdowns and adding 112 receptions for 1,596 yards and 10 scores.

### 2019 Preseason Notes:

➤ **At Philadelphia (8/8)**, making his preseason debut with the Titans, completed 12 of 16 passes for 130 yards and two touchdowns with no interceptions a passer rating of 138.0. In the second quarter, he completed a one-yard touchdown pass to tight end MyCole Pruitt to cap a nine-play, 89-yard drive. Two drives later, he threw a 23-yard touchdown pass to tight end Anthony Firkser, followed by a completion to wide receiver Darius Jennings for a two-point conversion.

### Tannehill's 2019 Preseason Passing Statistics:

Year	Team	G/S	Att	Cmp	Pct	Yds	TD	Int	Lg	Sack	Rate
2019	Ten	1/0	16	12	75.0	130	2	0	23t	0	138.0

### Tannehill's Career Regular Season Passing Statistics:

Year	Team	G/S	Att	Cmp	Pct	Yds	TD	Int	Lg	Sack	Rate
2012	Mia	16/16	484	282	58.3	3,294	12	13	80t	35	76.1
2013	Mia	16/16	588	355	60.4	3,913	24	17	67	58	81.7
2014	Mia	16/16	590	392	66.4	4,045	27	12	50	46	92.8
2015	Mia	16/16	586	363	61.9	4,208	24	12	54t	45	88.7
2016	Mia	13/13	389	261	67.1	2,995	19	12	74t	29	93.5
2017	Mia	0/0									
											Injured Reserve
2018	Mia	11/11	274	176	64.2	1,979	17	9	75t	35	92.7
<b>Totals</b>		<b>88/88</b>	<b>2,911</b>	<b>1,829</b>	<b>62.8</b>	<b>20,434</b>	<b>123</b>	<b>75</b>	<b>80t</b>	<b>248</b>	<b>87.0</b>

### Tannehill's Regular Season Single-Game Highs:

**Attempts** - 58 at N.Y. Jets (11/29/15)  
**Completions** - 35 vs. Minnesota (12/21/14)  
**Passing Yards** - 431 at Arizona (9/30/12)  
**Touchdown Passes** - 4 (Twice, last vs. Houston 10/25/15)  
**Long Completion** - 80t at Arizona (9/30/12)  
**Completion Percentage** - 94.7 vs. Houston (10/25/15)  
**Passer Rating** - 158.3 - vs. Houston (10/25/15)

## MORE TITANS QUARTERBACKS

### 5 - QB LOGAN WOODSIDE (6-1, 213, 1st Year, Toledo)

➤ **Logan Woodside** was re-signed by the Titans as a free agent on April 8, 2019 after spending three weeks on the Titans practice squad during the 2018 season.

➤ During the 2019 offseason, he had a stint with the Alliance of American Football League's San Antonio Commanders. In seven AAF games, he completed 116 of 201 passes for 1,385 yards and seven touchdowns.

➤ Woodside was originally selected by the Cincinnati Bengals in the seventh round (249th overall) of the 2018 NFL Draft.



➤ A native of Frankfort, Ky., he established program records at Toledo in passing yards (10,514), touchdowns (93), passing efficiency (162.87) and 300-yard games (17) during a four-year career. His 93 touchdown passes ranks fifth all-time in MAC history.

➤ As a senior for the Rockets in 2017, he led the MAC in completion percentage (64.2), passing efficiency (162.2), touchdowns (28), passing yards (3,882), yards per completion (14.7), and yards per attempt (9.45). He was named the MAC Offensive Player of the Year.

#### 2019 Preseason Notes:

➤ **At Philadelphia (8/8)**, led the Titans with 138 yards on 14-of-19 passing with two touchdowns and a passer rating of 128.8. He completed a 25-yard touchdown pass to wide receiver Cody Hollister in the fourth quarter and a 17-yard touchdown pass to wide receiver Tanner McEvoy in the fourth stanza.



## TITANS RUNNING BACKS

No.	Name	Ht	Wt	Exp	College
39	Barnes, Alex	6-0	226	R	Kansas State
28	Dawkins, Dalyn	5-7	183	1	Colorado State
32	Fluellen, David	5-11	224	3	Toledo
22	Henry, Derrick	6-3	247	4	Alabama
35	Hunt, Akeem	5-10	185	4	Purdue
33	Lewis, Dion	5-8	195	8	Pittsburgh
30	McNichols, Jeremy	5-9	205	1	Boise State

### #22 • RB DERRICK HENRY

#### [CLICK FOR COMPLETE BIO](#)

Running back **Derrick Henry** (6-3, 247) is in his fourth NFL season in 2019. He was selected by the Titans with the 45th overall pick in the second round of the 2016 NFL Draft.

Henry authored his first career 1,000-yard season in 2018 and the 28th 1,000-yard rushing season in franchise history, totaling 1,059 yards and 12 touchdowns on 215 carries—all career highs.

His 2018 rushing yardage ranked second in the AFC to **Joe Mixon's** 1,168 yards, and he finished seventh in the NFL. Henry's 12 rushing touchdowns tied **James Connor** for third place in the NFL behind **Todd Gurley** (17) and **Alvin Kamara** (14).

Henry was named AFC Offensive Player of the Month for December 2018. His 625 rushing yards in the month were the most by any NFL player in any month during the season.

Against the Jacksonville Jaguars on Dec. 6, Henry recorded one of the greatest single games in franchise history in front of a national television audience. He broke **Chris Johnson's** single-game franchise record (228) with 238 rushing yards, including a 99-yard touchdown run. He joined **Tony Dorsett** as the only two players in NFL history to rush for a 99-yard score.

In 2017, Henry shared time in the Titans backfield with **DeMarco Murray**. Henry led the team with 744 rushing yards on 176 carries, and he added 11 receptions for 136 yards and a touchdown. His five rushing touchdowns tied for second on the club.

As a rookie, Henry played in 15 games with one start, sharing time in the backfield with **DeMarco Murray**. He carried the ball 110 times for 490 yards and five touchdowns and added 137 yards on 13 receptions. Henry became the third rookie for the franchise in the "Titans era" to score at least five touchdowns in a season, joining **Vince Young** (seven rushing touchdowns in 2006) and **Chris Johnson** (nine rushing and one receiving in 2008).

The Heisman Trophy winner played three seasons (2013–2015) at the University of Alabama, where he set numerous school and SEC records while leading his team to a National Championship in 2015.

Henry played in 39 games and totaled 602 carries for 3,591 yards

and 42 rushing touchdowns and added 285 yards on 17 career receptions with three receiving scores. During Alabama's victory over Clemson in the 2016 College Football Playoff National Championship, he broke **Shaun Alexander's** record for most career rushing yards in Alabama history.

In his final collegiate season, Henry rushed for an Alabama and Southeastern Conference record 2,219 yards, which led the nation and ranked fifth in FBS history. He recorded 100-yard rushing games 10 times and had four 200-yard games during the season. His 28 rushing touchdowns were a national best and an SEC record, snapping **Tim Tebow** and **Tre Mason's** old mark of 23. In addition to the Heisman, he also won the Doak Walker Award, Walter Camp Award and Maxwell Award, among a multitude of other honors.

Henry is a native of Yulee, Fla.

#### 2019 Preseason Notes:

➤ **At Philadelphia (8/8)**, did not play.

#### Henry's 2019 Preseason Statistics:

Year	GP	GS	Att	Yds	Avg	Lg	TD	Rec	Yds	Avg	Lg	TD
2019	0	0	0	0	-	-	0	0	0	-	-	0

#### Henry's Career Regular Season Statistics:

Year	GP	GS	Att	Yds	Avg	Lg	TD	Rec	Yds	Avg	Lg	TD
2016	15	2	110	490	4.5	22	5	13	137	10.5	29	0
2017	16	2	176	744	4.2	75t	5	11	136	12.4	66t	1
2018	16	12	215	1,059	4.9	99t	12	15	99	6.6	21	0
<b>Totals</b>	<b>47</b>	<b>16</b>	<b>501</b>	<b>2,293</b>	<b>4.6</b>	<b>99t</b>	<b>22</b>	<b>39</b>	<b>372</b>	<b>9.5</b>	<b>66t</b>	<b>1</b>

#### Henry's Career Postseason Statistics:

Year	GP	GS	Att	Yds	Avg	Lg	TD	Rec	Yds	Avg	Lg	TD
2017	2	2	35	184	5.3	35t	1	5	56	11.2	29	0

#### Henry's Regular Season Single-Game Highs:

**Rushing Attempts** - 33 at N.Y. Giants (12/16/18)

**Rushing Yards** - 238 vs. Jacksonville (12/6/18)

**Long Rush** - 99t vs. Jacksonville (12/6/18)

**Rushing Touchdowns** - 4 vs. Jacksonville (12/6/18)

**Receptions** - 4 vs. Jacksonville (10/27/16)

**Receiving Yards** - 66 vs. Jacksonville (12/31/17)

**Long Reception** - 66t vs. Jacksonville (12/31/17)

**Receiving Touchdowns** - 1 vs. Jacksonville (12/31/17)

#### Henry's Playoff Single-Game Highs:

**Rushing Attempts** - 23 at Kansas City (1/6/18)

**Rushing Yards** - 156 at Kansas City (1/6/18)

**Long Rush** - 35t at Kansas City (1/6/18)

**Rushing Touchdowns** - 1 at Kansas City (1/6/18)

**Receptions** - 3 at New England (1/13/18)

**Receiving Yards** - 35 at Kansas City (1/6/18)

**Long Reception** - 29 at Kansas City (1/6/18)

**Receiving Touchdowns** - (none)

## 2018 NFL RUSHING LEADERS

**Derrick Henry** recorded 215 carries in 2018 for 1,059 yards. He ranked second in the AFC in rushing yardage behind Cincinnati's **Joe Mixon** (1,168) and ranked seventh overall in the NFL.

#### NFL rushing leaders in 2018 (rushing yards):

Player	Team	Rushing Yards
1. Ezekiel Elliott	Dallas Cowboys	1,434
2. Saquon Barkley	New York Giants	1,307
3. Todd Gurley	Los Angeles Rams	1,251
4. Joe Mixon	Cincinnati Bengals	1,168
5. Chris Carson	Seattle Seahawks	1,151
6. Christian McCaffrey	Carolina Panthers	1,098
7. <b>Derrick Henry</b>	<b>Tennessee Titans</b>	<b>1,059</b>
8. Adrian Peterson	Washington Redskins	1,042
9. Phillip Lindsay	Denver Broncos	1,037
10. Nick Chubb	Cleveland Browns	996

## 2018 RUSHING TOUCHDOWN LEADERS

**Derrick Henry's** scored a career-high 12 rushing touchdowns in 2018. He tied for the third-highest rushing touchdown total in the NFL.

Henry became the first Titans player with 12 rushing touchdowns in a season since **Chris Johnson** had 14 rushing touchdowns in 2009.

### Most rushing touchdowns in 2018:

Player	Team	Rushing TDs
1. Todd Gurley	Los Angeles Rams	17
2. Alvin Kamara	New Orleans Saints	14
3. <b>Derrick Henry</b>	<b>Tennessee Titans</b>	<b>12</b>
4. James Conner	Pittsburgh Steelers	12
5. Saquon Barkley	New York Giants	11
6. Melvin Gordon	Los Angeles Chargers	10
7. Phillip Lindsay	Denver Broncos	9
8. Chris Carson	Seattle Seahawks	9
9. Marlon Mack	Indianapolis Colts	9
10. Jordan Howard	Chicago Bears	9

## RUSHING IN THE FOURTH QUARTER

From 2017–2018, running back **Derrick Henry** accumulated 675 of his 1,803 rushing yards in the fourth quarter.

In 2017, Henry accumulated 390 of his 744 rushing yards in the fourth quarter. The only player with more rushing yards in the fourth quarter was Kansas City's league-leading rusher, **Kareem Hunt**.

Since the beginning of the 2017 campaign, only Hunt and **Todd Gurley** have more fourth-quarter rushing yards than Henry.

### Most fourth-quarter rushing yards from 2017–2018:

Player	Att	Yds	Avg	Lg	TD
1. Todd Gurley	141	692	4.9	36	5
2. Kareem Hunt	147	683	4.7	69	6
3. <b>Derrick Henry</b>	<b>130</b>	<b>675</b>	<b>5.2</b>	<b>75</b>	<b>3</b>
4. Ezekiel Elliott	141	634	4.5	26	6
5. Alvin Kamara	96	504	5.3	49	6
6. Melvin Gordon	109	480	4.4	34	0
7. Joe Mixon	107	460	4.3	51	6
8. Jordan Howard	134	440	3.3	24	3
9. Latavius Murray	112	428	3.8	38	2
10. Mark Ingram	100	417	4.2	50	2

## SINGLE-SEASON RUSHING TDs, TEAM HISTORY

**Derrick Henry's** 12 rushing touchdowns in 2018 tied for the seventh-highest single-season total in team history.

### Most rushing touchdowns in a season, franchise history:

Player	Season	Rushing TDs
1. Earl Campbell	1979	19
2. LenDale White	2008	15
3. Eddie George	2000	14
Chris Johnson	2009	14
5. Earl Campbell	1978	13
Earl Campbell	1980	13
7. <b>Derrick Henry</b>	<b>2018</b>	<b>12</b>
Earl Campbell	1983	12
Eddie George	2002	12
10. Chris Johnson	2010	11

## DECEMBER TO REMEMBER

In five games in the month of December 2018, **Derrick Henry's** rushing totals included 97 carries for 625 yards and eight touchdowns. His 625 yards were the most by any NFL player in any calendar month in 2018.

Additionally, Henry authored one of only four calendar months for the franchise since 1970 in which a player rushed for at least 600 yards. **Chris Johnson** (800 rushing yards in November 2009) and **Earl Campbell** (633 in October 1980; 662 in November 1980) were the organization's only other players to accomplish the feat in that timespan.

Henry's December rushing totals included 40 yards against the New York Jets (Dec. 2), a franchise-record 238 yards against the Jacksonville Jaguars (Dec. 6), 170 yards at the New York Giants (Dec. 16), 84 yards against the Washington Redskins (Dec. 22) and 93 yards against the Indianapolis Colts (Dec. 30).

For his efforts, Henry was named AFC Offensive Player of the Month.

### Titans/Oilers with 500 rushing yards in any calendar month from 1970–2018 (includes playoffs):

Player	Season	Month	Rushing Yards
1. Chris Johnson	2009	November	800
2. Earl Campbell	1980	November	662
3. Earl Campbell	1980	October	633
4. <b>Derrick Henry</b>	<b>2018</b>	<b>December</b>	<b>532</b>
5. Earl Campbell	1979	September	569
6. Eddie George	2000	October	548
7. Earl Campbell	1979	November	534
8. DeMarco Murray	2016	October	511
9. Earl Campbell	1981	October	510

## RUSHING TDs OF 50+ YARDS

From the time he entered the NFL as a second-round draft pick in 2016 through 2018, **Derrick Henry** had four touchdown runs of at least 50 yards, including two such runs—from 99 yards and 54 yards—on Dec. 6, 2018 against the Jacksonville Jaguars. Henry also had touchdown runs in 2017 of 75 yards (Dec. 3 vs. Houston) and 72 yards (Oct. 16 vs. Indianapolis).

Henry and New York Giants running back **Saquon Barkley** tied with the most such runs in the NFL from 2016–2018. They accounted for eight of the 62 touchdown runs of 50-plus yards in that time period. **Isaiah Crowell** placed third with three touchdown runs of 50-plus yards.

Henry, **Chris Johnson** (11) and **DeMarco Murray** (two) are the only other Tennessee players in the "Titans era" (1999–present) with more than one total rushing touchdown of at least 50 yards.

### Most rushing touchdowns of 50 yards or more from 2016–2018:

Player	Team	Rushing TDs
1. Derrick Henry	Tennessee Titans	4
Saquon Barkley	New York Giants	4
3. Isaiah Crowell	Cleveland/N.Y. Jets	3
4. (12 tied)		2







## FOUR CONSECUTIVE GAMES WITH RUSHING TD

**Derrick Henry** scored at least one rushing touchdown in four consecutive contests in 2018. The streak included games against the New York Jets (Dec. 2), Jacksonville Jaguars (Dec. 6), at the New York Giants (Dec. 16) and against the Washington Redskins (Dec. 22).

Henry's streak tied for the fourth-longest such streak in franchise history. **DeMarco Murray** (2016) and **Earl Campbell** (twice—1979 and 1983) hold the record with five consecutive games with a rushing touchdown.

**Most consecutive team games with a rushing touchdown, franchise history:**

Player	Season	Consec. Games with a Rushing TD
1. DeMarco Murray	2016	5
Earl Campbell	1983	5
Earl Campbell	1979	5
4. <b>Derrick Henry</b>	<b>2018</b>	<b>4</b>
LenDale White	2008	4
Eddie George	2000	4
Gary Brown	1993	4
Alonzo Highsmith	1989	4
Earl Campbell	1981	4
Earl Campbell	1979	4

## RUSHING YARDS IN A TWO-GAME SPAN

Following a franchise-record 238 rushing yards against the Jacksonville Jaguars on Dec. 6, 2018, **Derrick Henry** then totaled 170 rushing yards at the New York Giants on Dec. 16 to give him a franchise record of 408 rushing yards in a two-game span.

The previous record of 405 rushing yards in two games was set by **Earl Campbell** in 1980, when Campbell posted 203 yards against Tampa Bay (Oct. 19) and 202 yards against Cincinnati (Oct. 26).

**Most total rushing yards in two consecutive games, franchise history:**

Player	Game 1	Yds	Game 2	Yds	Total
<b>Derrick Henry</b>	<b>12/6/18 vs. Jax</b>	<b>238</b>	<b>12/16/18 at NYG</b>	<b>170</b>	<b>408</b>
Earl Campbell	10/19/80 vs. TB	203	10/26/80 vs. Cin	202	405

## RECORD-SETTING NIGHT

On Dec. 6, 2018, **Derrick Henry** had one of the most memorable rushing performances in NFL history on Thursday Night Football. He rushed for a team-record 238 yards and four touchdowns (tied), including a 99-yard touchdown run.

[WATCH: Highlights from Derrick Henry's performance on 12/6/18](#)

Henry's 238 rushing yards set a new franchise record, breaking **Chris Johnson's** mark of 228 yards against the Jaguars on Nov. 1, 2009. It was the highest single-game rushing total in the NFL in 2018 and the league's highest total since **Doug Martin's** 251 rushing yards for the Tampa Bay Buccaneers against the Oakland Raiders on Nov. 4, 2012.

**Most rushing yards in a game, franchise history:**

Player	Date	Opponent	Rushing Yards
1. <b>Derrick Henry</b>	<b>12/6/18</b>	<b>Jacksonville</b>	<b>238</b>
2. Chris Johnson	11/1/09	Jacksonville	228
3. Eddie George	8/31/97	Oakland	216
Billy Cannon	12/10/61	at New York	216
5. Earl Campbell	11/16/80	at Chicago	203
Earl Campbell	10/19/80	Tampa Bay	203
7. Earl Campbell	10/26/80	Cincinnati	202
8. Eddie George	12/9/99	Oakland	199
Earl Campbell	11/20/78	Miami	199
10. Chris Johnson	9/20/09	Houston	197

In the second quarter, Henry took a handoff from **Marcus Mariota** inside his own one-yard line and raced 99 yards for a touchdown. It was the second 99-yard run in NFL history, tying **Tony Dorsett's** record-setting touchdown run for the Dallas Cowboys against the Minnesota Vikings on Jan. 3, 1983. It was also the team record, topping Johnson's 94-yard touchdown run against the New York Jets on Dec. 17, 2012. The only other runs in franchise history of at least 90 yards were Johnson's 91-yard rush against the Houston Texans on Sept. 20, 2009 and a 91-yarder by Sid Blanks against the Jets on Dec. 13, 1964.

Henry's 99-yard touchdown run tied for the longest scrimmage play in NFL history. It was the 15th such play, including his and Dorsett's runs and 13 passing plays. The last 99-yard scrimmage play before Henry's was New York Giants wide receiver **Victor Cruz's** 99-yard reception from **Eli Manning** against the New York Jets on Dec. 24, 2011.

**Longest runs from scrimmage in NFL history:**

Player	Team	Date	Opponent	Rushing Yards
1. <b>Derrick Henry</b>	<b>Tennessee</b>	<b>12/6/18</b>	<b>Jacksonville</b>	<b>99t</b>
Tony Dorsett	Dallas	1/3/83	Minnesota	99t
3. Ahman Green	Green Bay	12/28/03	Denver	98t
4. Lamar Miller	Houston	11/26/18	Tennessee	97t
Lamar Miller	Miami	12/28/14	N.Y. Jets	97t
Andy Uram	Green Bay	10/8/39	Chi. Cardinals	97t
Bob Gage	Pittsburgh	12/4/49	Chi. Bears	97t

Henry scored on a three-yard run in the first quarter, a 99-yard run in the second quarter, a 16-yard run in the third quarter, and finally a 54-yard run in the third quarter. He tied the franchise record and became the third player in franchise history to rush for four touchdowns in a game, joining Earl Campbell (against Miami on Nov. 20, 1978) and Lorenzo White (against Cleveland on Dec. 9, 1990).

The only franchise player with more overall touchdowns in a game than Henry was Oilers running back **Billy Cannon**, who had five total touchdowns (three rushing, two receiving) at the New York Titans on Dec. 10, 1961. Henry became the first NFL player with four rushing touchdowns in a game since New England Patriots running back **Jonas Gray** at Indianapolis on Nov. 16, 2014.



## Most rushing touchdowns in a game, franchise history:

Player	Date	Opponent	Rushing Touchdowns
1. <b>Derrick Henry</b>	12/6/18	Jacksonville	4
Lorenzo White	12/9/90	Cleveland	4
Earl Campbell	11/20/78	Miami	4
4. (several tied)			3

Additionally, Henry's rushing performance against the Jaguars accomplished the following:

- He became the ninth NFL player since 1975 with at least one 90-yard run and at least one 60-yard reception in his career. The others were **Tony Dorsett**, **Garrison Hearst**, **Tiki Barber**, **Chris Johnson**, **Jamaal Charles**, **Herschel Walker**, **Warrick Dunn** and **Adrian Peterson**.
- Henry became the seventh NFL player since the 1970 AFL-NFL merger with at least four rushing touchdowns and at least 200 rushing yards in a game, joining **Clinton Portis**, **Barry Sanders**, **Doug Martin**, **Jonas Gray**, **Mike Anderson** and **Corey Dillon**. Henry became the first to accomplish the feat in fewer than 20 carries (17).
- Henry recorded his NFL-high three rushing attempts of at least 70 yards since the beginning of the 2017. **Leonard Fournette** (two) was the only other player with more than one through 14 weeks of the 2018 campaign.
- He matched former Titans running back **Chris Johnson** as the only players in NFL history with a rushing touchdown of at least 90 yards and a rushing touchdown of at least 50 yards in the same game. Johnson accomplished the feat against the Houston Texans on Sept. 20, 2009.
- His 24 points tied for the fourth-highest single-game total in franchise history, trailing only **Billy Cannon** (30 on Dec. 10, 1961), **Rob Bironas** (26 on Oct. 21, 2007) and **George Blanda** (26 on Sept. 18, 1960). **Earl Campbell** (Nov. 20, 1978) and **Lorenzo White** (Dec. 9, 1990) also had 24 points on four touchdowns in a single game.
- His 238 rushing yards and four rushing touchdowns were each the most in any Thursday Night Football game in history.

## RUSHING YARDS IN A TITANS PLAYOFF GAME

On Jan. 6, 2018, **Derrick Henry** rushed for 156 yards and one touchdown on 23 carries. His yardage total ranked second in franchise postseason history.

## Most single-game rushing yards in franchise postseason history:

Player	Date	Opp	Att	Yds	Avg	TD
1. Eddie George	1/16/00	at Ind	26	162	6.2	1
2. <b>Derrick Henry</b>	1/6/18	at KC	23	156	6.8	1
3. Earl Campbell	12/31/78	at NE	27	118	4.4	1
4. Eddie George	1/8/00	Buf	29	106	3.7	0
5. Eddie George	1/30/00	StL (SB)	28	95	3.4	2

## SCRIMMAGE YARDS IN A TITANS PLAYOFF GAME

**Derrick Henry's** 156 rushing yards and 35 receiving yards in the team's Wild Card playoff victory at Kansas City on Jan. 6, 2018 gave him a franchise-record 191 scrimmage yards. Henry broke a 57-year-old postseason record set on Jan. 1, 1961, when **Billy Cannon** had 178 scrimmage yards against the Los Angeles Chargers.

## Most single-game scrimmage yards in franchise postseason history:

Player	Date	Opp	Rush Yards	Rec Yards	Total Yards
1. <b>Derrick Henry</b>	1/6/18	at KC	156	35	191
2. Billy Cannon	1/1/61	LAC	50	128	178
3. Eddie George	1/16/00	at Ind	162	14	176
4. Eddie George	1/7/01	Bal	91	52	143
5. Ernest Givins	12/31/89	at Pit	0	136	136

## #33 • RB DION LEWIS

[CLICK FOR COMPLETE BIO](#)


Running back **Dion Lewis** (5-8, 195) is in his eighth NFL season and his second campaign with the Titans in 2019. He was signed as an unrestricted free agent from the New England Patriots on March 16, 2018.

Lewis' 2018 totals included 155 carries for 517 yards and one touchdown. Additionally, he ranked second on the squad with a career-high 59 receptions, and his 400 receiving yards also set a career benchmark and ranked third on the team. His reception total was the third-highest in franchise history by a running back and the most since **Todd McNair's** 60 receptions in 1995.

Lewis spent his first two seasons with the Philadelphia Eagles (2011-12) before stops with the Cleveland Browns (2013), Indianapolis Colts (2014) and Patriots (2015-17). He arrived in Tennessee with 329 career carries for 1,584 yards and 10 touchdowns in 54 games (19 starts), plus 88 receptions for 717 yards and five scores. He also averaged 22.9 yards on 57 career kickoff returns with one touchdown prior to signing with the Titans.

In 2017, Lewis led the Patriots with 896 rushing yards on 180 carries with six touchdowns. In the last eight games of the campaign, he led the NFL with 625 rushing yards. Compared to all running backs with 150 or more rushing attempts, his per-carry average of 4.98 yards led the NFL.

In 2016, Lewis returned from injury to play in seven regular season games with five starts and total 64 rushing attempts for 283 yards and 17 receptions for 94 yards. He helped the Patriots capture the Super Bowl title by playing in all three playoff games with two starts. He contributed in all three phases - rushing 25 times for 79 yards and a touchdown, catching five passes for 33 yards and a touchdown and returning five kickoffs for 162 yards and a touchdown.

Lewis played two seasons at the University of Pittsburgh (2009-10), where he finished fourth on the school's all-time rushing list with 2,860 yards.

The Albany, N.Y., native was originally selected by the Philadelphia Eagles in the fifth round (149th overall) of the 2011 NFL Draft.

## 2019 Preseason Notes:

- At Philadelphia (8/8), recorded two carries for seven yards.

## Lewis' 2019 Preseason Statistics:

Year	GP	GS	Att	Yds	Avg	Lg	TD	Rec	Yds	Avg	Lg	TD
2019	1	1	2	7	3.5	4	0	0	0	-	-	0

## Lewis' Career Regular Season Rushing and Receiving Statistics (2011-12 with Philadelphia; 2013 with Cleveland; 2014 with Indianapolis; 2015-17 with New England):

Year	GP	GS	Att	Yds	Avg	Lg	TD	Rec	Yds	Avg	Lg	TD
2011	15	0	23	102	4.4	20	1	1	-3	-3.0	-3	0
2012	9	0	13	69	5.3	17t	1	2	24	12.0	28	0
2013	0	0										
2014	0	0	0	0	-	0	0	0	0	-	0	0
2015	7	6	49	234	4.8	13	2	36	388	10.8	40	2
2016	7	5	64	283	4.4	15	0	17	94	5.5	16	0
2017	16	8	180	896	5.0	44	6	32	214	6.7	20	3
2018	16	7	155	517	3.3	36	1	59	400	6.8	37	1
<b>Totals</b>	<b>70</b>	<b>26</b>	<b>484</b>	<b>2,101</b>	<b>4.3</b>	<b>44</b>	<b>11</b>	<b>147</b>	<b>1,117</b>	<b>7.6</b>	<b>40</b>	<b>6</b>



**Lewis' Career Postseason Rushing and Receiving Statistics (2015-17 with New England):**

Year	GP	GS	Att	Yds	Avg	Lg	TD	Rec	Yds	Avg	Lg	TD
2015	0	0	0	0	-	0	0	0	0	-	0	0
2016	3	2	25	79	3.2	13	1	5	33	6.6	13t	1
2017	3	3	33	135	4.1	18	0	16	111	6.9	31	0
<b>Totals</b>	<b>6</b>	<b>5</b>	<b>58</b>	<b>214</b>	<b>3.7</b>	<b>18</b>	<b>1</b>	<b>21</b>	<b>144</b>	<b>6.9</b>	<b>31</b>	<b>1</b>

**Lewis' Regular Season Single-Game Highs:****Rushing Attempts** - 26 vs. N.Y. Jets (12/31/17)**Rushing Yards** - 129 vs. Buffalo (12/24/17)**Long Rush** - 44 at Buffalo (12/5/17)**Rushing Touchdowns** - 1 (11 times, last at Miami 9/9/18)**Receptions** - 9 vs. Philadelphia (9/30/18)**Receiving Yards** - 98 at Buffalo (9/20/15)**Long Reception** - 40 at Buffalo (9/20/15)**Receiving Touchdowns** - 1 (Six times, last at Dallas, 11/5/18)**Kickoff Returns** - 5 at Atlanta (9/18/11)**Kickoff Return Yards** - 113 at Atlanta (9/18/11)**Kickoff Return Long** - 103t at Denver (11/12/17)**Kickoff Return Touchdowns** - 1 at Denver (11/12/17)**Lewis' Playoff Single-Game Highs:****Rushing Attempts** - 15 vs. Tennessee (1/13/18)**Rushing Yards** - 62 vs. Tennessee (1/13/18)**Long Rush** - 18 vs. Jacksonville (1/21/18)**Rushing Touchdowns** - 1 vs. Houston (1/14/17)**Receptions** - 9 vs. Tennessee (1/13/18)**Receiving Yards** - 79 vs. Tennessee (1/13/18)**Long Reception** - 31 vs. Tennessee (1/13/18)**Receiving Touchdowns** - 1 vs. Houston (1/14/17)**Kickoff Returns** - 3 (Twice, last vs. Philadelphia 2/4/18)**Kickoff Return Yards** - 124 vs. Houston (1/14/17)**Kickoff Return Long** - 98t vs. Houston (1/14/17)**Kickoff Return Touchdowns** - 1 vs. Houston (1/14/17)**RECEPTIONS IN A SEASON BY FRANCHISE RBs**

Dion Lewis set a career high with 59 receptions in 2018, his first season with the Titans since joining the club as an unrestricted free agent from the New England Patriots. He ranked second on the team in receptions and third in receiving yards (400).

Lewis' 59 catches made up the third-highest total in franchise history by a running back and were the most since **Todd McNair's** 60 receptions in 1995.

**Most receptions in a season by a running back, franchise history:**

Player	Season	Receptions
1. Butch Woolfolk	1985	80
2. Todd McNair	1995	60
3. <b>Dion Lewis</b>	<b>2018</b>	<b>59</b>
4. Chris Johnson	2011	57
Lorenzo White	1992	57
Fred Willis	1973	57
7. Sid Blanks	1964	56
8. Ode Burrell	1965	55
9. DeMarco Murray	2016	53
10. Eddie George	2000	50
Chris Johnson	2009	50

**MORE TITANS RUNNING BACKS****39 - RB ALEX BARNES (6-0, 226, Rookie, Kansas State)**

➤ Alex Barnes was signed by the Titans as a rookie free agent on May 10, 2019.

➤ Barnes appeared in 36 games with 25 starts over three seasons at Kansas State. He totaled 458 carries for 2,616 yards and 25 touchdowns, and finished his career ranked second in yards per carry (5.7) and in 100-yard rushing games (12) in program history.

➤ He is a native of Coffeyville, Kan.

**2019 Preseason Notes:**

➤ **At Philadelphia (8/8)**, tied for the team lead with 10 carries, totaling 14 yards.

**39 - RB DALYN DAWKINS (5-7, 183, 1st Year, Colorado State)**

➤ Dalyn Dawkins spent the 2018 season on the Titans practice squad and 53-man roster. Dawkins was signed to the active roster from the practice squad for Weeks 3-5 and 12-14, and appeared in one contest on special teams. He was originally signed by the Titans as a rookie free agent on May 11, 2018.

➤ Dawkins appeared in 37 games with 33 starts over three seasons at Colorado State. He carried the ball 557 times for 3,185 yards and 14 touchdowns as a Ram, posting a career 86.1-yards-per-game rushing average. He added 70 receptions for 650 yards and three touchdowns and totaled 4,020 career all-purpose yards.

➤ His uncle is Pro Football Hall of Fame safety Brian Dawkins.

➤ He is a native of Louisville, Ky.

**2019 Preseason Notes:**

➤ **At Philadelphia (8/8)**, tied for the team lead with 10 carries, totaling 35 yards. He added two receptions for four yards.

**32 - RB DAVID FLUELLEN (5-11, 224, 3rd Year, Toledo)**

➤ David Fluellen has been with the Titans since 2016.

➤ In 2018, he played in seven games before landing on injured reserve for the remainder of the campaign. His totals included four carries for 16 yards and two special teams tackles.

➤ In 2017, Fluellen appeared in all 16 games during the regular season. Appearing primarily on special teams, he registered nine special teams tackles and added four carries for 21 yards. He played in both postseason games, contributing one special teams tackle.

➤ He spent Weeks 10-14 of the 2016 season on the 53-man roster and the rest of the campaign on the practice squad. He was inactive for the three games he spent on the active roster (11/20, 11/27 and 12/11).

➤ The 5-foot-11 inch, 224-pounder was originally signed by the Philadelphia Eagles as a rookie free agent in 2014. Before spending the 2015 season on the Titans' practice squad, Fluellen also spent time with the Indianapolis Colts.

➤ A native of Lockport, N.Y., Fluellen finished his collegiate career fourth on Toledo's all-time rushing list with 3,336 yards.

**35 - RB AKEEM HUNT (5-10, 185, 4th Year, Purdue)**

➤ Akeem Hunt was signed by the Titans as a free agent on Aug. 10, 2019.

➤ He arrived in Tennessee with 30 games of NFL experience with the Houston Texans (15 games from 2015-16) and Kansas City Chiefs (15 games in 2017). During that time, he totaled 45 rushing attempts for 228 yards and 13 receptions for 99 yards. He also returned 35 total kickoffs for a 23.5-yard average.

➤ He spent the 2018 offseason with the Chiefs after ending the 2017 campaign on injured reserve.

➤ In 2017, he led the Chiefs with 25 kickoff returns for 611 yards (24.4 avg.).

➤ He was originally signed as an undrafted free agent by the New York Giants in 2015.

➤ A native of Covington, Ga., Hunt played four years at Purdue, where he tallied 2,035 rushing yards and 841 receiving yards.

**30 - RB JEREMY McNICHOLS (5-9, 205, 1st Year, Boise State)**

➤ Jeremy McNichols was signed as a free agent off the Denver Broncos practice squad on Dec. 3, 2018. He did not appear in a game in 2018.

➤ McNichols was originally a fifth-round selection by the Tampa Bay Buccaneers in the 2017 NFL Draft. In addition to his time with the Bucs, he also spent time with the San Francisco 49ers and Indianapolis Colts prior to his arrival in Tennessee, playing in three total NFL games.

➤ He appeared in one game with the Colts in 2018, totaling four rushing yards on two attempts.

➤ In 2017, he debuted with the 49ers and played in two total games.

➤ During his three-year collegiate career at Boise State, he rushed for 3,205 yards and 44 touchdowns. As a senior, he tallied 1,709 rushing yards and 23 touchdowns on 314 carries.

➤ He is a native of Santa Margarita, Calif.

**2019 Preseason Notes:**

➤ **At Philadelphia (8/8)**, led the team with 44 rushing yards on eight carries, including a 37-yard run in the second quarter.



# TITANS TIGHT ENDS

No.	Name	Ht	Wt	Exp	College
86	Firkser, Anthony	6-2	246	2	Harvard
49	Hesse, Parker	6-3	261	R	Iowa
88	Hewitt, Ryan	6-4	255	6	Stanford
85	Pruitt, MyCole	6-2	245	4	Southern Illinois
81	Smith, Jonnu	6-3	248	3	Florida International
82	Walker, Delanie	6-2	248	14	Central Missouri
89	Wick, Cole	6-6	257	3	Incarnate Word

## #81 • TE JONNU SMITH

[CLICK FOR COMPLETE BIO](#)

Tight end **Jonnu Smith** (6-3, 248) is in his third NFL season in 2019. He was selected by the Titans in the third round (100th overall) of the 2017 NFL Draft.

Smith's 2018 campaign came to a premature end. He suffered a knee injury against the Jacksonville Jaguars on Dec. 6 and was subsequently placed on injured reserve on Dec. 11. Prior to the injury, he played in 13 games with 12 starts and achieved career highs with 20 receptions, 258 receiving yards and three touchdowns. He led the club's tight ends in all three categories at the time of his injury.

During the 2017 regular season, Smith was one of three rookie tight ends to appear in all 16 games (**Gerald Everett** and **David Njoku**) and one of two rookie tight ends with at least 13 starts (**O.J. Howard**). He caught 18 passes for 157 yards and two touchdowns, ranking fifth among all rookie tight end in receptions. He also caught three passes for 19 yards in two postseason games.

Smith concluded his four-year career at Florida International University's all-time leader among tight ends in receptions and receiving yards, totaling 178 receptions for 2,001 yards and 18 touchdowns. On the school's all-time receiving list, regardless of position, Smith finished fourth in receptions, fifth in receiving yards and third in receiving touchdowns.

Smith finished his career registering at least one reception in every game he played. The 43-game streak was the second-longest streak of its kind in school annals.

During his senior campaign, he started 11 games and earned second-team All-Conference USA honors. He registered 42 receptions for 506 yards and four touchdowns.

As a sophomore (2014), led all college tight ends with 61 receptions, 710 receiving yards and eight touchdown catches.

Smith is a native of Philadelphia, Pa.

### 2019 Preseason Notes:

- Placed on the physically unable to perform list to begin training camp.

### Smith's 2019 Preseason Statistics:

Year	GP	GS	Rec	Yds	Avg	Lg	TD
2019	0	0	0	0	-	-	0

### Smith's Career Regular Season Statistics:

Year	GP	GS	Rec	Yds	Avg	Lg	TD
2017	16	13	18	157	8.7	32t	2
2018	13	12	20	258	12.9	61	3
<b>Totals</b>	<b>29</b>	<b>25</b>	<b>38</b>	<b>415</b>	<b>10.9</b>	<b>61</b>	<b>5</b>

### Smith's Career Postseason Statistics:

Year	GP	GS	Rec	Yds	Avg	Lg	TD
2017	2	1	3	19	6.3	10	0



### Smith's NFL Regular Season Single-Game Highs:

**Receptions** - 6 at Indianapolis (11/18/18)  
**Receiving Yards** - 63 at Houston (11/26/18)  
**Long Reception** - 61t at Houston (11/26/18)  
**Touchdowns** - 1 (five times, last at Houston, 11/26/18)

### Smith's NFL Playoff Single-Game Highs:

**Receptions** - 2 at Kansas City (1/6/18)  
**Receiving Yards** - 15 at Kansas City (1/6/18)  
**Long Reception** - 10 at Kansas City (1/6/18)

## SMITH EXCEEDS 600 SNAPS

A year after leading all rookie tight ends with 13 starts in 2017, **Jonnu Smith** continued to see a high rate of offensive snaps in 2018, his second NFL season.

Despite spending the final three contests on injured reserve, he participated in 609 total offensive snaps in 2018 (including penalized plays), a total that ranked fourth among all tight ends in their rookie, first-year or second-year seasons. The only three such tight ends with more offensive snaps than Smith were San Francisco's **George Kittle** (925), Cleveland's **David Njoku** (863) and the New York Jets' **Christopher Herndon** (624).

Smith's offensive play total ranked third among all non-linemen on the Titans. Only wide receiver **Corey Davis** (870) and quarterback **Marcus Mariota** (773) had more.

**Most offensive snaps in 2018 among rookie, first-year and second-year tight ends (includes offensive plays called back due to penalty):**

Player	Team	Offensive Snaps
1. George Kittle	San Francisco 49ers	925
2. David Njoku	Cleveland Browns	863
3. Christopher Herndon	New York Jets	624
4. <b>Jonnu Smith</b>	<b>Tennessee Titans</b>	<b>609</b>
5. Ricky Seals-Jones	Arizona Cardinals	535
6. Ian Thomas	Carolina Panthers	526
7. Dallas Goedert	Philadelphia Eagles	520
8. Evan Engram	New York Giants	471
9. Jordan Thomas	Houston Texans	470
10. O.J. Howard	Tampa Bay Buccaneers	433

## STARTS BY ROOKIE TIGHT ENDS

In 2017, **Jonnu Smith** started 13 games as a rookie. Since 2000, he became only the fifth NFL rookie tight end drafted in the third round or later to record at least 13 starts, joining **Randy McMichael** (16 starts in 2002), **Dwayne Allen** (16 in 2012), **Tony Moeaki** (15 in 2010) and **Eric Johnson** (14 in 2001).

**Most starts by a rookie tight end drafted in the third round or later, 2000-2017:**

Rookie TE	Team	Season	Draft Round	Starts
1. Randy McMichael	Miami	2002	4th Round	16
Dwayne Allen	Indianapolis	2012	3rd Round	16
3. Tony Moeaki	Kansas City	2010	3rd Round	15
4. Eric Johnson	San Francisco	2001	7th Round	14
5. <b>Jonnu Smith</b>	<b>Tennessee</b>	<b>2017</b>	<b>3rd Round</b>	<b>13</b>
6. Shawn Nelson	Buffalo	2009	4th Round	12
Owen Daniels	Houston	2006	4th Round	12
8. Casey Fitzsimmons	Detroit	2003	Undrafted	11
Antonio Gates	San Diego	2003	Undrafted	11
10. Alex Smith	Tampa Bay	2005	3rd Round	10
Matt Schobel	Cincinnati	2002	3rd Round	10



## #82 • TE DELANIE WALKER

[CLICK FOR COMPLETE BIO](#)

Tight end **Delanie Walker** (6-0, 248) is in his 14th NFL season and his seventh campaign with the Titans in 2018. He was signed as an unrestricted free agent on March 14, 2013 after spending the first seven years of his career with the San Francisco 49ers.

Walker's 2018 campaign came to a sudden and premature end. He was placed on injured reserve on Sept. 10 due to a leg injury he suffered in the season opener at Miami the previous day.

In Walker's time with the Titans, he has put his name among the top players in franchise history at his position. From 2013–2017, he totaled 356 receptions for 4,156 yards and 26 touchdowns. All three numbers put him second in club history behind only **Frank Wycheck** (482 receptions for 4,958 yards and 27 touchdowns). In the same five seasons, no NFL tight end totaled more receptions than Walker.

Walker posted at least 60 receptions in each of his first five seasons in Tennessee. Prior to his arrival, Wycheck was the only Titans/Oilers tight end to reach the plateau in a single campaign. Walker also recorded the top four single-season receiving yardage totals in franchise history among tight ends from 2014–2017.

Walker and Kansas City's Travis Kelce were the NFL's only tight ends to post at least 800 receiving yards every season from 2014–2017.

In 2017, Walker was named to his third consecutive Pro Bowl after leading the club with 74 receptions and 807 receiving yards. His three touchdown catches ranked second on the squad. Among all NFL tight ends, his reception total tied for third place, and his yardage total ranked fourth.

In 2016, Walker tied for the team lead with 65 catches for 800 yards and a career-high seven touchdowns, and he was named to his second consecutive Pro Bowl. He ranked sixth in receiving yards among NFL tight ends, and he was second in the AFC behind only Kansas City's **Travis Kelce**. Also among tight ends, his reception total tied for eighth in the NFL, and his touchdown total tied for third.

In 2015, Walker set new team records among tight ends with 94 receptions and 1,088 receiving yards. He broke his own receiving yardage record (890 in 2014) and Wycheck's reception record (70 in 1998 and 2000) for franchise tight ends. On the team's all-time single-season receptions list, regardless of position, Walker tied wide receiver **Kendall Wright** (94 receptions in 2013) for the fifth-highest total. Walker's 94 receptions tied **Jason Witten** (94 catches in 2009 and 2010) for the 10th–highest total in NFL history by a tight end.

In 2014, Walker's team-leading 890 receiving yards set a then-career high and set a new standard among Titans/Oilers tight ends, eclipsing Wycheck's 768 receiving yards in 1998. Walker's 63 receptions in 2014 at the time also led the team, set a career high, and tied for fourth in team annals.

Appearing in 15 games with 11 starts in 2013, he totaled 60 receptions for 571 yards and six touchdowns. He set then-career highs in all three categories. Also, he became the only tight end in franchise history other than Wycheck to reach 60 receptions in a single season. Wycheck accomplished the feat five times from 1997 through 2001, including 70 receptions in both 1998 and 2000 to establish the record for Titans/Oilers tight ends. Walker's six touchdown receptions tied for fourth place in franchise history among tight ends and were the most since Wycheck's six in 1996.

Prior to his arrival in Tennessee, the former sixth-round pick appeared in 99 career regular-season games with the 49ers (40 starts) and totaled 123 receptions for 1,465 yards (11.9 avg.) and eight touchdowns. A regular contributor on special teams, Walker posted 61 special teams tackles as well as 31 kickoff returns for 528 yards during his time in San Francisco.

In 2012, Walker played an integral role in the 49ers' second consecutive playoff season, as he teamed with Vernon Davis to form one of the NFL's top tight-end duos. He saw action in all 16 regular-season games (four starts) and set a career high with 344 yards and three touchdowns (matched career high) on 21 receptions. His average of 16.4 yards per catch was the highest among all NFL tight ends with 20 or more catches.

During the 2012 playoffs, he appeared in all three games and started in Super Bowl XLVII. In the Super Bowl, he recorded three receptions for 48 yards.

Walker was a sixth-round pick in the 2006 NFL Draft. As a rookie, he

appeared in only seven games with one start. Then, in 2007, he played in all 16 contests and set a career high with 10 starts. It began a string of six seasons (2007–12) during which he missed a total of four games. In 2010, he set his career high with 29 receptions.

A native of Pomona, Calif., Walker spent two seasons (2002–03) at Mt. San Antonio (Calif.) Community College before joining the University of Central Missouri Mules for his final two collegiate campaigns (2004–05). As a wide receiver at Central Missouri, he caught 113 passes for 1,347 yards in 20 games. The 49ers selected him with the 175th overall pick in the 2006 NFL Draft.

**2019 Preseason Notes:**

➤ **At Philadelphia (8/8)**, did not play.

**Walker's 2019 Preseason Statistics:**

Year	Team	GP	GS	Rec	Yds	Avg	Lg	TD
2019	Ten	0	0	0	0	-	-	0

**Walker's Career Regular Season Statistics:**

Year	Team	GP	GS	Rec	Yds	Avg	Lg	TD
2006	SF	7	1	2	30	15.0	29	0
2007	SF	16	10	21	174	8.3	26	1
2008	SF	15	2	10	155	15.5	53	1
2009	SF	16	8	21	233	11.1	39	0
2010	SF	14	8	29	331	11.4	38	0
2011	SF	15	7	19	198	10.4	29t	3
2012	SF	16	4	21	344	16.4	45	3
2013	Ten	15	11	60	571	9.5	33	6
2014	Ten	15	14	63	890	14.1	68	4
2015	Ten	15	10	94	1,088	11.6	61t	6
2016	Ten	15	10	65	800	12.3	47	7
2017	Ten	16	11	74	807	10.9	42	3
2018	Ten	1	1	4	52	13.0	16	0
<b>Totals</b>		<b>176</b>	<b>96</b>	<b>483</b>	<b>5,673</b>	<b>11.7</b>	<b>68</b>	<b>34</b>

**Walker's Career Postseason Statistics:**

Year	Team	GP	GS	Rec	Yds	Avg	Lg	TD
2011	SF	1	1	2	36	18.0	29	0
2012	SF	3	1	5	85	17.0	28	0
2017	Ten	2	2	9	123	13.7	36	0
<b>Totals</b>		<b>6</b>	<b>4</b>	<b>16</b>	<b>244</b>	<b>15.3</b>	<b>36</b>	<b>0</b>

**Walker's Regular Season Single-Game Highs:**

**Receptions** - 10 (Twice, last vs. Dallas 9/14/14)  
**Receiving Yards** - 155 at Philadelphia (11/23/14)  
**Long Reception** - 68 at Philadelphia (11/23/14)  
**Touchdowns** - 2 (Twice, last at New England 12/20/15)

**Walker's Playoff Single-Game Highs:**

**Receptions** - 6 at Kansas City (1/6/18)  
**Receiving Yards** - 74 at Kansas City (1/6/18)  
**Long Reception** - 36 at New England (1/13/18)

**CAREER CATCHES BY FRANCHISE TIGHT ENDS**

On Nov. 13, 2016, **Delanie Walker** moved into second place on the team's all-time receptions list among tight ends.

Walker, who was signed as an unrestricted free agent in 2013, trails only former tight end **Frank Wycheck** (482) on the club's tight ends list.

**Most career receptions by a tight end in franchise history:**

Player	Seasons	Rec	Yds	Avg	Lg	TD
1. Frank Wycheck	1995–2003	482	4,958	10.3	42	27
2. <b>Delanie Walker</b>	<b>2013–2019</b>	<b>360</b>	<b>4,208</b>	<b>11.7</b>	<b>68</b>	<b>26</b>
3. Bo Scaife	2005–2010	251	2,383	9.5	44	12
4. Alvin Reed	1967–1972	199	2,818	14.2	60	11
5. Erron Kinney	2000–2005	178	1,750	9.8	31	10
6. Willard Dewveall	1961–1964	141	2,080	14.8	98t	19
7. Mike Barber	1976–1981	140	1,886	13.5	79t	13
8. Jared Cook	2009–2012	131	1,717	13.1	80t	8
9. Bob McLeod	1961–1966	126	1,926	15.3	55	19
10. Jamie Williams	1984–1988	121	1,420	11.7	33	8

## FRANCHISE RECEIVING LIST

Among all players in franchise history, tight end **Delanie Walker** ranks eighth in career receptions. He passed **Nate Washington** (307 receptions) and **Curtis Duncan** (322 receptions) in 2017.

### Most career receptions in franchise history:

Player (Position)	Seasons	Rec	Yds	Avg	Lg	TD
1. Ernest Givins (WR)	1986-1994	542	7,935	14.6	83t	46
2. Haywood Jeffires (WR)	1987-1995	515	6,119	11.9	87t	47
3. Frank Wycheck (TE)	1995-2003	482	4,958	10.3	42	27
4. Drew Hill (WR)	1985-1991	480	7,477	15.6	81t	47
5. Derrick Mason (WR)	1997-2004	453	6,114	13.5	71t	37
6. Charlie Hennigan (WR)	1960-1966	410	6,823	16.6	80	51
7. Ken Burrough (WR)	1971-1981	408	6,906	16.9	85t	47
8. <b>Delanie Walker (TE)</b>	<b>2013-2019</b>	<b>360</b>	<b>4,208</b>	<b>11.7</b>	<b>68</b>	<b>26</b>
9. Curtis Duncan (WR)	1987-1993	322	3,935	12.2	72	20
10. Nate Washington (WR)	2009-2014	307	4,591	15.0	80t	28

## TIGHT ENDS IN 2017

In 2017, **Delanie Walker** led the Titans with 74 receptions and 807 receiving yards. Among all tight ends, his reception total was eclipsed by only that of **Travis Kelce** (83) and **Jack Doyle** (80), and his yardage total ranked fourth behind **Rob Gronkowski** (1,084), **Kelce** (1,038) and **Zach Ertz** (824).

### Most receptions by tight ends in 2017:

Tight End	Team	Receptions
1. Travis Kelce	Kansas City	83
2. Jack Doyle	Indianapolis	80
3. <b>Delanie Walker</b>	<b>Tennessee</b>	<b>74</b>
Zach Ertz	Philadelphia	74
5. Rob Gronkowski	New England	69
6. Evan Engram	NY Giants	64
7. Jason Witten	Dallas	63
8. Benjamin Watson	Baltimore	61
9. Jimmy Graham	Seattle	57
Kyle Rudolph	Minnesota	57

### Most receiving yards by tight ends in 2017:

Tight End	Team	Receiving Yards
1. Rob Gronkowski	New England	1,084
2. Travis Kelce	Kansas City	1,038
3. Zach Ertz	Philadelphia	824
4. <b>Delanie Walker</b>	<b>Tennessee</b>	<b>807</b>
5. Evan Engram	NY Giants	722
6. Jack Doyle	Indianapolis	690
7. Jared Cook	Oakland	688
8. Vernon Davis	Washington	648
9. Cameron Brate	Tampa Bay	591
10. Hunter Henry	LA Chargers	579



## CAREER RECEIVING BY ACTIVE TIGHT ENDS

At Houston on Oct. 1, 2017, **Delanie Walker** became the eighth active NFL tight end to reach 5,000 career receiving yards. He joined **Jason Witten**, **Antonio Gates**, **Greg Olsen**, **Vernon Davis**, **Jimmy Graham**, **Rob Gronkowski** and **Benjamin Watson**.

Despite missing all but one game of the 2018 season due to an injury, Walker finished the campaign ranked seventh in the NFL among active tight ends in both career receptions and career receiving yards.

### Most career receiving yards among active NFL tight ends (through 2018):

Tight End	Receiving Yards
1. Antonio Gates	11,841
2. Rob Gronkowski	7,861
3. Greg Olsen	7,847
4. Vernon Davis	7,439
5. Jimmy Graham	7,436
6. Benjamin Watson	5,885
7. <b>Delanie Walker</b>	<b>5,673</b>
8. Jared Cook	5,464
9. Travis Kelce	5,236
10. Zach Ertz	4,827

### Most career receptions among active NFL tight ends:

Tight End	Receptions
1. Antonio Gates	955
2. Greg Olsen	666
3. Jimmy Graham	611
4. Vernon Davis	573
5. Benjamin Watson	530
6. Rob Gronkowski	521
7. <b>Delanie Walker</b>	<b>483</b>
8. Zach Ertz	437
9. Jared Cook	425
10. Travis Kelce	410

## 50-CATCH SEASONS, FRANCHISE HISTORY

**Delanie Walker** recorded his fifth consecutive campaign with at least 50 catches in 2017. He became the sixth player in franchise history to record 50 receptions in at least five different seasons. Only four previous Oilers/Titans did so in five consecutive seasons.

Walker joined the Titans as a free agent in 2013. Since then, he has posted season totals of 60 (2013), 63 (2014), 94 (2015) and 65 (2016) receptions.

### Most consecutive seasons with 50 or more receptions, franchise history:

Player (Pos)	Years	Consecutive Seasons
1. Ernest Givins (WR)	1986-1993	8
2. Frank Wycheck (TE)	1996-2001	6
Haywood Jeffires (WR)	1990-1995	6
4. <b>Delanie Walker (TE)</b>	<b>2013-2017</b>	<b>5</b>
Derrick Mason (WR)	2000-2004	5
6. Charlie Hennigan (WR)	1961-1964	4

### Most total seasons with 50 or more receptions, franchise history:

Player (Pos)	Years	Total Seasons
1. Ernest Givins (WR)	1986-1993	8
2. Frank Wycheck (TE)	1996-2001	6
Haywood Jeffires (WR)	1990-1995	6
Drew Hill (WR)	1985-1986; 1988-1991	6
5. <b>Delanie Walker (TE)</b>	<b>2013-2017</b>	<b>5</b>
Derrick Mason (WR)	2000-2004	5
7. Charlie Hennigan (WR)	1961-1964	4



## TIGHT END RECEPTIONS, 2013-18

**Delanie Walker** joined the Titans in 2013 as an unrestricted free agent from the San Francisco 49ers. Since that time, only **Zach Ertz**, **Jimmy Graham** and **Travis Kelce** have had more receptions than Walker among all tight ends.

### Most receptions among tight ends, 2013–2018:

Tight End	Receptions	Rec Yards
1. Zach Ertz	437	4,827
2. Travis Kelce	410	5,236
3. Jimmy Graham	396	4,788
4. <b>Delanie Walker</b>	<b>360</b>	<b>4,208</b>
5. Greg Olsen	358	4,483
6. Jason Witten	346	3,500
7. Rob Gronkowski	334	5,198
8. Jordan Reed	329	3,371
9. Antonio Gates	313	3,520
10. Kyle Rudolph	307	3,045

## RECEPTIONS OF 25+ YARDS, 2014-17

From the start of the 2014 campaign through 2017, **Delanie Walker** ranked third in the NFL among tight ends with 27 receptions of 25 yards or longer. Only New England's **Rob Gronkowski** and Kansas City's **Travis Kelce** had more.

### Tight ends with the most receptions of 25 yards or longer, 2014–2017:

Tight End	Total Receptions	Receptions of 25+ Yards
1. Rob Gronkowski	248	48
2. Travis Kelce	307	30
3. <b>Delanie Walker</b>	<b>296</b>	<b>27</b>
4. Greg Olsen	258	22
5. Coby Fleener	177	21
6. Jared Cook	175	20
Jimmy Graham	255	20
8. Vernon Davis	151	19
9. Martellus Bennett	228	17
Charles Clay	215	17

## SECOND FASTEST TO 300 RECEPTIONS

On Oct. 1, 2017 at Houston, **Delanie Walker** became the 10th player in franchise history to record at least 300 receptions with the club. Walker reached the milestone in his 64th game with the team. Of the 10 members of the franchise's 300-catch club, he was the second-fastest to the mark and the fastest in half a century. Former Oilers receiver **Charlie Hennigan**, who played from 1960–1966, needed only 56 games to get to 300 receptions.

### Games needed to reach 300 receptions with the Titans/Oilers:

Player	Seasons with Club	Games to Reach 300 Receptions
1. Charlie Hennigan	1960–1966	56
2. <b>Delanie Walker</b>	<b>2013–2017</b>	<b>64</b>
3. Haywood Jeffires	1987–1995	70
4. Drew Hill	1985–1991	72
5. Ernest Givins	1986–1994	74
6. Frank Wycheck	1995–2003	82
7. Nate Washington	2009–2014	92
8. Curtis Duncan	1987–1993	96
Derrick Mason	1997–2004	96
10. Ken Burrough	1971–1981	104

## SEASON REC YARDS BY FRANCHISE TIGHT ENDS

With 1,088 receiving yards in 2015, **Delanie Walker** broke his own single-season franchise record for receiving yards by a tight end, topping his 2014 total of 890 yards.

Prior to 2014, **Frank Wycheck** held the mark with 768 receiving yards in 1998.

Including 2017, Walker now owns the top four single-season receiving yardage totals in franchise history among tight ends.

### Most single-season receiving yards by Titans/Oilers tight ends:

Player	Season	Rec	Yards	Avg	Lg	TD
1. <b>Delanie Walker</b>	<b>2015</b>	<b>94</b>	<b>1,088</b>	<b>11.6</b>	<b>61t</b>	<b>6</b>
2. <b>Delanie Walker</b>	<b>2014</b>	<b>63</b>	<b>890</b>	<b>14.1</b>	<b>68</b>	<b>4</b>
3. <b>Delanie Walker</b>	<b>2017</b>	<b>74</b>	<b>807</b>	<b>10.9</b>	<b>42</b>	<b>3</b>
4. <b>Delanie Walker</b>	<b>2016</b>	<b>65</b>	<b>800</b>	<b>12.3</b>	<b>47</b>	<b>7</b>
5. Frank Wycheck	1998	70	768	11.0	38	2
6. Jared Cook	2011	49	759	15.5	80t	3
7. Willard Dewveall	1963	58	752	13.0	35	7
8. Frank Wycheck	1997	63	748	11.9	42	4
9. Alvin Reed	1968	46	747	16.2	60	5
10. Mike Barber	1980	59	712	12.1	79t	5

## RECEPTIONS IN A SEASON, TEAM HISTORY

**Delanie Walker's** 94 receptions in 2015 tied wide receiver **Kendall Wright** (94 receptions in 2013) for the fifth-highest total in franchise history. The only players with more were **Charlie Hennigan** (101 in 1964), **Haywood Jeffires** (100 in 1991) and **Derrick Mason** (96 in 2004 and 95 in 2003).

### Most single-season receptions by a Titans/Oilers player:

Player	Season	Rec	Yards	Avg	Lg	TD
1. Charlie Hennigan	1964	101	1,546	15.3	53	8
2. Haywood Jeffires	1991	100	1,181	11.8	44	7
3. Derrick Mason	2004	96	1,168	12.2	37t	7
4. Derrick Mason	2003	95	1,303	13.7	50t	8
5. <b>Delanie Walker</b>	<b>2015</b>	<b>94</b>	<b>1,088</b>	<b>11.6</b>	<b>61t</b>	<b>6</b>
Kendall Wright	2013	94	1,079	11.5	45	2
7. Drew Hill	1991	90	1,109	12.3	61t	4
Haywood Jeffires	1992	90	913	10.1	47	9
9. Tim Smith	1983	83	1,176	14.2	47t	6
10. Curtis Duncan	1992	82	954	11.6	72	1
Charley Hennigan	1961	82	1,746	21.3	80	12





## SEASON RECEPTIONS, FRANCHISE TIGHT ENDS

At the New York Jets on Dec. 13, 2015, **Delanie Walker** set a new standard for franchise tight ends. On his 71st reception of the season, he broke **Frank Wycheck's** franchise record for the most receptions in a season by a tight end. Walker eventually finished the season with 94 receptions.

Walker owns five of the top 10 single-season reception totals among franchise tight ends.

### Most single-season receptions by Titans/Oilers tight ends:

Player	Season	Rec	Yards	Avg	Lg	TD
1. <b>Delanie Walker</b>	<b>2015</b>	<b>94</b>	<b>1,088</b>	<b>11.6</b>	<b>61t</b>	<b>6</b>
2. <b>Delanie Walker</b>	<b>2017</b>	<b>74</b>	<b>807</b>	<b>10.9</b>	<b>42</b>	<b>3</b>
3. <b>Frank Wycheck</b>	1998	70	768	11.0	38	2
<b>Frank Wycheck</b>	2000	70	636	9.1	26	4
5. <b>Frank Wycheck</b>	1999	69	641	9.3	35	2
6. <b>Delanie Walker</b>	<b>2016</b>	<b>65</b>	<b>800</b>	<b>12.3</b>	<b>47</b>	<b>7</b>
7. <b>Delanie Walker</b>	<b>2014</b>	<b>63</b>	<b>890</b>	<b>14.1</b>	<b>68</b>	<b>4</b>
<b>Frank Wycheck</b>	1997	63	748	11.9	42	4
9. <b>Frank Wycheck</b>	2001	60	672	11.2	30	4
<b>Delanie Walker</b>	<b>2013</b>	<b>60</b>	<b>571</b>	<b>9.5</b>	<b>33</b>	<b>6</b>

## SEASON RECEPTIONS BY NFL TIGHT ENDS

In 2015, Titans tight end **Delanie Walker** set a new standard for franchise tight ends, accumulating 94 receptions.

Additionally, Walker became the ninth tight end in NFL history to reach 90 catches in a season. Previously, eight tight ends in history produced 16 total 90-catch seasons. **Tony Gonzalez** (five), **Jason Witten** (four) and **Todd Christensen** (two) all have multiple 90-reception campaigns. **Dallas Clark**, **Jimmy Graham**, **Ben Coates**, **Martellus Bennett** and **Rob Gronkowski** are the others to reach the mark.

At the time, Walker's 94 catches in a season put him in a tie for the 10th-most in NFL history, equaling Witten's 2009 and 2010 numbers.

### Most single-season receptions by a tight end in NFL history through 2015:

Player	Year/Team	Rec	Yds	Avg	Lg	TD
1. <b>Jason Witten</b>	2012 Dal	110	1,039	9.4	36	3
2. <b>Tony Gonzalez</b>	2004 KC	102	1,258	12.3	32	7
3. <b>Dallas Clark</b>	2009 Ind	100	1,106	11.1	80t	10
4. <b>Tony Gonzalez</b>	2007 KC	99	1,172	11.8	31	5
<b>Jimmy Graham</b>	2011 NO	99	1,310	13.2	59	11
6. <b>Ben Coates</b>	1994 NE	96	1,174	12.2	62t	7
<b>Tony Gonzalez</b>	2008 KC	96	1,058	11.0	35	10
<b>Jason Witten</b>	2007 Dal	96	1,145	11.9	53	7
9. <b>Todd Christensen</b>	1986 LA Raiders	95	1,153	12.1	35	8
10. <b>Delanie Walker</b>	<b>2015 Ten</b>	<b>94</b>	<b>1,088</b>	<b>11.6</b>	<b>61t</b>	<b>6</b>
<b>Jason Witten</b>	2009 Dal	94	1,030	11.0	69	2
<b>Jason Witten</b>	2010 Dal	94	1,002	10.7	33	9
13. <b>Tony Gonzalez</b>	2000 KC	93	1,203	12.9	39	9
<b>Tony Gonzalez</b>	2012 Atl	93	930	10.0	25	8
15. <b>Todd Christensen</b>	1983 LA Raiders	92	1,247	13.6	45	12
16. <b>Martellus Bennett</b>	2014 Chi	90	916	10.2	37	6
<b>Rob Gronkowski</b>	2011 NE	90	1,327	14.7	52t	17

## RECEPTIONS BY NFL TIGHT ENDS IN 2015

In 2015, **Delanie Walker** ranked first in receptions among all NFL tight ends.

### Most receptions among NFL tight ends in 2015:

Tight End	Team	Receptions
1. <b>Delanie Walker</b>	<b>Ten</b>	<b>94</b>
2. <b>Jordan Reed</b>	Was	87
3. <b>Gary Barnidge</b>	Cle	79
4. <b>Greg Olsen</b>	Car	77
<b>Jason Witten</b>	Dal	77
6. <b>Zach Ertz</b>	Phi	75
7. <b>Benjamin Watson</b>	NO	74
8. <b>Rob Gronkowski</b>	NE	72
<b>Travis Kelce</b>	KC	72
10. <b>Heath Miller</b>	Pit	60

## WALKER'S CAREER 100-YARD RECEIVING GAMES

Date	Opp	No.	Yds.	Avg.	Lg	TD
11/23/14	at Philadelphia	5	155	31.0	68	0
9/14/14	Dallas	10	142	14.2	61t	1
11/13/16	Green Bay	9	124	13.8	41	1
11/19/15	at Jacksonville	8	109	13.6	29	0

★ ★ ★

## TWO-YEAR YARDAGE TOTALS

**Delanie Walker's** receiving yardage total from 2014–2015 was the highest two-year total in franchise history by a tight end. Walker topped **Frank Wycheck's** stretch from 1997–1998, when he accumulated 1,516 receiving yards.

### Most receiving yards in a two-year span by Titans/Oilers tight ends:

Tight End	Seasons	Two-Year Rec Yards Total
1. <b>Delanie Walker</b>	<b>2014-15</b>	<b>1,978</b>
2. <b>Delanie Walker</b>	<b>2015-16</b>	<b>1,888</b>
3. <b>Delanie Walker</b>	<b>2016-17</b>	<b>1,607</b>
4. <b>Delanie Walker</b>	<b>2013-14</b>	<b>1,461</b>
5. <b>Frank Wycheck</b>	1997-98	1,516
6. <b>Alvin Reed</b>	1968-69	1,411
7. <b>Frank Wycheck</b>	1998-99	1,409
8. <b>Willard Dewveall</b>	1962-63	1,328
9. <b>Frank Wycheck</b>	2000-01	1,308
10. <b>Willard Dewveall</b>	1963-64	1,304

## TD RECEPTIONS BY FRANCHISE TIGHT ENDS

In 2016, **Delanie Walker** set his career high with seven touchdown receptions in a season, topping his previous high total of six touchdowns in 2013, which he later matched in 2015.

Walker's seven touchdown receptions in 2016 are the most by a Titans/Oilers tight end since Pro Football Hall of Famer **Dave Casper's** eight touchdown catches in 1981. Walker tied **Willard Dewveall** (seven in 1963) for the third-highest total in franchise history among tight ends.

### Most single-season touchdown receptions by a tight end in franchise history (1960–present):

Tight End	Year	Touchdown Receptions
1. <b>Dave Casper</b>	1981	8
<b>Willie Frazier</b>	1965	8
3. <b>Delanie Walker</b>	<b>2016</b>	<b>7</b>
<b>Willard Dewveall</b>	1963	7
5. <b>Delanie Walker</b>	<b>2015</b>	<b>6</b>
<b>Delanie Walker</b>	<b>2013</b>	<b>6</b>
<b>Frank Wycheck</b>	1996	6
<b>Dave Casper</b>	1982	6
<b>Bob McLeod</b>	1962	6
10. <b>Mike Barber</b>	1980	5
<b>Rich Caster</b>	1978	5
<b>Alvin Reed</b>	1968	5
<b>Bob McLeod</b>	1963	5
<b>Willard Dewveall</b>	1962	5

## RECEIVING YARDS BY TIGHT ENDS IN 2014

Titans tight end **Delanie Walker** ranked fourth among all NFL tight ends in 2014 in receiving yards. His receiving average (14.1) was the second-highest among all qualifying tight ends, trailing only **Coby Fleener** (15.2).

Most receiving yards among NFL tight ends in 2014:

Player	Team	Rec	Yards	Avg	Lg	TD
1. Rob Gronkowski	NE	82	1,124	13.7	46t	12
2. Greg Olsen	Car	84	1,008	12.0	38	6
3. Martellus Bennett	Chi	90	916	10.2	37	6
4. <b>Delanie Walker</b>	<b>Ten</b>	<b>63</b>	<b>890</b>	<b>14.1</b>	<b>68</b>	<b>4</b>
5. Jimmy Graham	NO	85	889	10.5	29	10
6. Travis Kelce	KC	67	862	12.9	34	5
7. Antonio Gates	SD	69	821	11.9	34	12
8. Coby Fleener	Ind	51	774	15.2	73t	8
9. Heath Miller	Pit	66	761	11.5	49	3
10. Jason Witten	Dal	64	703	11.0	34	5

## REC YARDS IN A GAME, TITANS TIGHT ENDS

At Philadelphia on Nov. 23, 2014, **Delanie Walker** caught five passes for 155 yards. His yardage total set a new single-game career high, and the total also qualified as the second-highest in franchise history by a tight end. The only tight end with more receiving yards in a game for the franchise was **Jared Cook**, who had 169 yards against Jacksonville on Dec. 24, 2011.

Earlier in the 2014 season, Walker posted 142 receiving yards against the Dallas Cowboys (Sept. 14), a total that ranks fourth in team annals.

Most receiving yards in a game by a tight end, franchise history:

Player	Date	Opp	Rec	Yds	Avg	TD
1. Jared Cook	12/24/11	Jax	8	169	21.1	1
2. <b>Delanie Walker</b>	<b>11/23/14</b>	<b>Phi</b>	<b>5</b>	<b>155</b>	<b>31.0</b>	<b>0</b>
3. Dave Casper	11/30/80	Cle	7	150	21.4	1
4. <b>Delanie Walker</b>	<b>09/14/14</b>	<b>Dal</b>	<b>10</b>	<b>142</b>	<b>14.2</b>	<b>1</b>
5. Dave Casper	12/20/81	Pit	6	139	23.2	3
6. Willard Dewveall	11/25/62	SD	3	139	46.3	2
7. Willard Dewveall	12/22/63	Oak	7	137	19.6	2
8. Alvin Reed	10/27/68	Buf	4	132	33.0	2
9. <b>Delanie Walker</b>	<b>11/13/16</b>	<b>GB</b>	<b>9</b>	<b>124</b>	<b>13.8</b>	<b>1</b>
10. Alvin Reed	09/29/68	Oak	8	122	15.3	0

## MORE TITANS TIGHT ENDS

### 86 - TE ANTHONY FIRKSER (6-2, 246, 1st Year, Harvard)

- **Anthony Firkser** was signed by the Titans during the 2018 offseason.
- He spent the first two weeks of 2018 on the 53-man roster and played one game before spending the next three weeks on the practice squad. He was added back to the 53-man roster on Oct. 9 and went on to produce 19 receptions for 225 yards and one touchdown in 12 games.
- He was originally signed by the New York Jets as an undrafted free agent on May 5, 2017.
- After his release from the Jets, he spent time as a rookie on the practice squad of the Kansas City Chiefs and stayed with the Chiefs for part of the 2018 offseason.
- Firkser appeared in 29 games with 24 starts over four seasons at Harvard (2013-16) and caught 99 passes for 1,559 yards and 14 touchdowns. He finished his career ranked 12th all-time in school history in receptions, ninth all-time in receiving yards and sixth all-time in touchdown receptions.
- He was named to the All-Ivy League second team as both a junior and sophomore.
- He is a native of Manalapan, N.J.

#### 2019 Preseason Notes:

- **At Philadelphia (8/8)**, caught a 23-yard touchdown pass from Ryan Tannehill in the second quarter. He totaled two receptions for 29 yards.

### 49 - TE PARKER HESSE (6-3, 261, Rookie, Iowa)

- **Parker Hesse** was signed by the Titans as a rookie free agent on May 13, 2019 following a rookie minicamp tryout.
- Hesse played defensive end at Iowa. He appeared in 52 games with 46 starts over four seasons and totaled 182 tackles, 31 tackles for loss,



14 sacks, two interceptions, 11 passes defended, four forced fumbles and three fumble recoveries as a Hawkeye.

- He is a native of LaCrosse, Wis.

### 88 - TE RYAN HEWITT (6-4, 255, 6th Year, Stanford)

- **Ryan Hewitt** was signed by the Titans as a free agent on June 13, 2019.
- Hewitt arrived in Tennessee with 72 games of NFL experience with the Cincinnati Bengals and Indianapolis Colts. His statistics prior to joining the Titans include 23 receptions for 221 yards and one touchdown over five seasons.
- He played four seasons in Cincinnati (2014-17), where he appeared in 60 games with 37 starts and tallied 22 catches for 220 yards. Hewitt also started one playoff game and caught three passes for 37 yards as a Bengal.
- Hewitt spent the 2018 season with the Colts where he saw action in 12 contests with two starts and caught one one-yard touchdown reception.
- A native of Denver, Colo., Hewitt totaled 59 receptions for 473 yards over four seasons at Stanford (2010-13) after beginning his career as a tight end before converting to fullback.

### 85 - TE MyCOLE PRUITT (6-2, 245, 4th Year, Southern Illinois)

- **MyCole Pruitt** was signed by the Titans off the Houston Texans practice squad on Sept. 10, 2018, one day after the season opener.
- His 2018 totals included nine receptions for 102 yards and one touchdown in 15 games (one start).
- He arrived in Tennessee with 21 games of NFL experience with the Texans, Chicago Bears and Minnesota Vikings. His statistics prior to joining the Titans included 12 receptions for 102 yards.
- Pruitt was a fifth-round selection by the Vikings in the 2015 NFL Draft.
- A native of South Bend, Ind., he amassed multiple school records for tight ends during a four-year career at Southern Illinois, where he tallied 211 career receptions for 2,601 yards and 25 touchdowns. He earned All-America honors for both his junior and senior seasons. Pruitt also was named the best tight end in the 30-year history of Missouri Valley Conference.

#### 2019 Preseason Notes:

- **At Philadelphia (8/8)**, scored the team's first touchdown of the preseason on a one-yard pass from Ryan Tannehill in the second quarter. He totaled three receptions for 22 yards.

### 89 - TE COLE WICK (6-6, 257, 3rd Year, Incarnate Word)

- **Cole Wick** was signed by the Titans as a free agent on Dec. 10, 2018, following the placement of tight end Jonnu Smith on injured reserve.
- Wick, who originally signed with the Detroit Lions as a rookie free agent in 2016, arrived in Tennessee with 11 total games of NFL experience.
- In 2018, he spent the first six weeks of the season on the 49ers active roster and appeared in five contests before being resigned to the 49ers practice squad on Oct. 18, 2018. Wick was signed by the Titans to their active roster from the 49ers practice squad on Dec. 10, 2018.
- In 2017, he spent time on the practice squad for both the Lions and San Francisco 49ers.
- In 2016, Wick played six games as a rookie for the Lions and collected two receptions for 18 yards.
- A native of Hallettsville, Texas, Wick totaled 62 receptions for 936 yards and six touchdowns during his college career at Incarnate Word (Texas).

#### 2019 Preseason Notes:

- **At Philadelphia (8/8)**, caught one pass for 11 yards.





# TITANS WIDE RECEIVERS

No.	Name	Ht	Wt	Exp	College
11	Brown, A.J.	6-1	226	R	Mississippi
84	Davis, Corey	6-3	209	3	Western Michigan
16	Hollister, Cody	6-4	216	2	Arkansas
10	Humphries, Adam	5-11	195	5	Clemson
15	Jennings, Darius	5-10	180	3	Virginia
87	McEvoy, Tanner	6-6	230	3	Wisconsin
83	Ratliff-Williams, Anthony	5-11	195	R	North Carolina
14	Raymond, Kalif	5-8	182	2	Holy Cross
19	Sharpe, Tajae	6-2	194	4	Massachusetts
13	Taylor, Taywan	5-11	203	3	Western Kentucky
80	White, Papi	5-9	168	R	Ohio
18	Yancey, DeAngelo	6-1	220	1	Purdue

## #11 • WR A.J. BROWN

[CLICK FOR COMPLETE BIO](#)

Wide receiver **A.J. Brown** (6-1, 226) was selected by the Titans in the second round (51st overall) of the 2019 NFL Draft.

During a three-year career at Mississippi (2016-18), Brown became the program's all-time leading receiver with 2,984 yards. He ranked third in school history with 189 receptions and fifth all-time with 19 touchdowns. Brown averaged 15.8 yards per catch and 82.9 yards per game, and he tallied the most 100-yard receiving games in Ole Miss history with 12. He became the only receiver in Ole Miss history to tally 60 or more receptions in back-to-back seasons.

In 2018, Brown started all 12 games and set Ole Miss' single-season receiving records in yards (1,320) and catches (85), leading the SEC in both categories. His 1,320 receiving yards ranked seventh in the nation. Brown caught six touchdowns, averaging 110.0 yards per game, and he topped the 100-yard receiving mark in six contests. He earned AP first-team All-SEC and third-team All-American honors for the second consecutive season.

Brown was selected in the 19th round of the 2016 Major League Baseball Draft by the San Diego Padres as a centerfielder and he participated in the team's extended spring training program each summer from 2016-18.

He is a native of Starkville, Miss.

### 2019 Preseason Notes:

➤ **At Philadelphia (8/8)**, did not play.

### Brown's 2019 Preseason Statistics:

Year	Team	GP	GS	Rec	Yds	Avg	Lg	TD
2019	Ten	0	0	0	0	-	-	0

### Brown's Career College Statistics:

Year	Team	GP	GS	Rec	Yds	Avg	Lg	TD
2016	Miss	12	1	29	412	14.2	37	2
2017	Miss	12	12	75	1,252	16.7	77	11
2018	Miss	12	12	85	1,320	15.5	84t	6
<b>Totals</b>		<b>36</b>	<b>25</b>	<b>189</b>	<b>2,984</b>	<b>15.8</b>	<b>84t</b>	<b>19</b>



## #84 • WR COREY DAVIS

[CLICK FOR COMPLETE BIO](#)

Wide receiver **Corey Davis** (6-3, 209) is in his third NFL season in 2019. He was selected by the Titans with the fifth overall pick in the 2017 NFL Draft.

Davis led the Titans offense in 2018 with 65 receptions, 891 receiving yards and four touchdowns. His yardage total ranked ninth among all AFC wide receivers.

As a rookie, Davis totaled 34 receptions for 375 yards in 11 games (nine starts). He started both postseason contests and contributed nine receptions for 98 yards and a team-high two touchdowns.

In four seasons at Western Michigan (2013-2016), Davis played and started 50 games. He registered 332 career receptions for 5,285 yards and 52 touchdowns, setting the Mid-American Conference record in each category and becoming the only player in FBS history with 300 catches, 5,000 yards and 50 touchdowns. His 5,285 career receiving yards were the most in FBS history, and he ended his career ranked second all-time in FBS history with 52 career receiving touchdowns (60 by Jarrett Dillard). Davis' 332 career receptions ranked fourth all-time in FBS annals.

As a senior, he set career highs with 97 receptions, 1,500 receiving yards and 19 touchdowns, ranking eighth, seventh and first (tied) in the FBS, respectively. He helped the Broncos win the MAC and go undefeated until suffering their first loss in the Cotton Bowl. Davis' record-setting, All-American campaign included five games of 100-plus yards and six games of two or more receiving touchdowns.

Davis is a native of Wheaton, Ill.

### 2019 Preseason Notes:

➤ **At Philadelphia (8/8)**, did not play.

### Davis' 2019 Preseason Statistics:

Year	Team	GP	GS	Rec	Yds	Avg	Lg	TD
2019	Ten	0	0	0	0	-	-	0

### Davis' Career Regular Season Statistics:

Year	Team	GP	GS	Rec	Yds	Avg	Lg	TD
2017	Ten	11	9	34	375	11.0	37	0
2018	Ten	16	16	65	891	13.7	51	4
<b>Totals</b>		<b>27</b>	<b>25</b>	<b>99</b>	<b>1,266</b>	<b>12.8</b>	<b>51</b>	<b>4</b>

### Davis' Career Postseason Statistics:

Year	Team	GP	GS	Rec	Yds	Avg	Lg	TD
2017	Ten	2	2	9	98	10.9	17	2

### Davis' NFL Regular Season Single-Game Highs:

**Receptions** - 9 vs. Philadelphia (9/30/18)  
**Receiving Yards** - 161 vs. Philadelphia (9/30/18)  
**Long Reception** - 51 vs. Philadelphia (9/30/18)  
**Receiving Touchdowns** - 1 (Four times, last vs. N.Y. Jets, 12/2/18)

### Davis' NFL Playoff Single-Game Highs:

**Receptions** - 5 at New England (1/13/18)  
**Receiving Yards** - 63 at New England (1/13/18)  
**Long Reception** - 17 at New England (1/13/18)  
**Receiving Touchdowns** - 2 at New England (1/13/18)





## CONVERTING THIRD DOWNS

**Corey Davis** led the team in overall receiving in 2018, and he also became a favorite target on third down.

Twenty-three of his 65 catches came on third down, and of those plays, 20 resulted in first downs. His 20 receptions to convert third downs tied for the eighth-highest total in the NFL and were the most by a Titans player since tight end **Delanie Walker's** 21 such catches in 2015.

**Most third-down conversions on receptions in 2018:**

Player	3rd Down Receptions	Converted for 1st Down
1. Julio Jones	32	24
2. Tyler Boyd	24	22
Michael Thomas	30	22
DeAndre Hopkins	30	22
5. Adam Thielen	29	21
Travis Kelce	24	21
T.Y. Hilton	24	21
8. <b>Corey Davis</b>	<b>23</b>	<b>20</b>
Mike Evans	21	20
10. Davante Adams	27	19
Dede Westbrook	22	19

## 99 RECEPTIONS THROUGH 27 GAMES

**Corey Davis** totaled 99 receptions for 1,266 yards through his first two seasons, during which he played in 27 games. His totals for the first 27 games of his career are among the best in franchise history.

Since the 1970 season, only **Kendall Wright** (135) and **Ernest Givins** (114) had more receptions than Davis in their first 27 career games.

**Most receptions for the Titans/Oilers in the first 27 games of a player's career, 1970-present:**

Player	Receptions
1. Kendall Wright	135
2. Ernest Givins	114
3. <b>Corey Davis</b>	<b>99</b>
4. Chris Johnson	82
5. Kenny Britt	79
Ben Troupe	79
7. Kevin Dyson	68
8. Billy Johnson	65
9. Tajae Sharpe	63
10. Jamie Williams	62
Bo Scaife	62

## AMONG FASTEST TO 1,000 REC YARDS

On Nov. 26, 2018 at Houston, Titans wide receiver **Corey Davis** hit the 1,000-yard career receiving mark in his 22nd NFL game.

Davis reached the 1,000-yard mark in fewer career games than all but two players for the franchise since 1970. In that time period, only **Ernest Givins** and **Chris Sanders** hit the mark in fewer games. Givins reached 1,000 receiving yards in his 14th career game in 1985, and Sanders took 21 games from 1995–1996 to reach the plateau. Davis tied **Kendall Wright**, who also hit 1,000 receiving yards in his 22nd game (2012–2013).

**Titans/Oilers to reach 1,000 receiving yards in the fewest games at the beginning of a career, 1970–present:**

Player	Season(s)	Games to 1,000 Rec Yards
1. Ernest Givins	1985	14
2. Chris Sanders	1995–1996	21
3. <b>Corey Davis</b>	<b>2017–2018</b>	<b>22</b>
Kendall Wright	2012–2013	22
5. Kenny Britt	2009–2010	23

## #10 • WR ADAM HUMPHRIES

[CLICK FOR COMPLETE BIO](#)



Wide receiver **Adam Humphries** (5-11, 195) is in his fifth NFL season and his first campaign with the Titans. He was signed as an unrestricted free agent on March 15, 2019 after spending the first four years of his career (2015-18) with the Tampa Bay Buccaneers.

In 60 career games with the Buccaneers (17 starts), Humphries totaled 219 receptions for 2,329 yards and nine touchdowns, increasing his reception and yardage totals every season. He also returned 51 punts for 425 yards.

In 2018, Humphries set career highs with 76 receptions, 816 receiving yards and five touchdowns. Aligned in the slot (per Sportradar and Next Gen Stats), he ranked first in the NFL in receiving first downs (42), tied for second in receptions (59), and finished second in total yards after catch (319).

A native of Spartanburg, S.C., Humphries played four seasons at Clemson, where he accumulated 127 catches for 1,097 yards and three touchdowns in 53 career games.

He entered the NFL by signing with the Buccaneers as an undrafted free agent on May 11, 2015.

### 2019 Preseason Notes:

➤ **At Philadelphia (8/8)**, making his preseason debut with the Titans, caught four passes for 24 yards during the first offensive series, including two receptions to convert third downs. He added a 23-yard punt return.

### Humphries' 2019 Preseason Receiving Statistics:

Year	Team	GP	GS	Rec	Yds	Avg	Lg	TD
2019	Ten	1	1	4	24	6.0	9	0

### Humphries' 2019 Preseason Punt/Kickoff Return Statistics:

Year	Team	PR	Yds	Avg	Lg	TD	KR	Yds	Avg	Lg	TD
2019	Ten	1	23	23.0	23	0	0	0	-	-	0

### Humphries' Career Regular Season Receiving Statistics:

Year	Team	GP	GS	Rec	Yds	Avg	Lg	TD
2015	TB	13	0	27	260	9.6	27	1
2016	TB	15	4	55	622	11.3	42t	2
2017	TB	16	3	61	631	10.3	43	1
2018	TB	16	10	76	816	10.7	51	5
<b>Totals</b>		<b>60</b>	<b>17</b>	<b>219</b>	<b>2,329</b>	<b>10.6</b>	<b>51</b>	<b>9</b>

### Humphries' Career Regular Season Punt/Kickoff Return Statistics:

Year	Team	PR	Yds	Avg	Lg	TD	KR	Yds	Avg	Lg	TD
2015	TB	0	0	-	-	0	0	0	-	-	0
2016	TB	24	237	9.9	25	0	4	47	11.8	17	0
2017	TB	6	49	8.2	19	0	0	0	-	0	0
2018	TB	21	139	6.6	16	0	2	17	8.5	13	0
<b>Totals</b>		<b>51</b>	<b>425</b>	<b>8.3</b>	<b>25</b>	<b>0</b>	<b>6</b>	<b>64</b>	<b>10.7</b>	<b>17</b>	<b>0</b>

### Humphries' Regular Season Single-Game Highs:

**Receptions** - 10 vs. Carolina (1/1/17)  
**Receiving Yards** - 102 vs. New Orleans (12/31/17)  
**Long Reception** - 51 at Atlanta (10/14/18)  
**Receiving Touchdowns** - 2 at Carolina (11/4/18)  
**Punt Returns** - 5 at Arizona (9/18/16)  
**Punt Return Yards** - 48 vs. Seattle (11/27/16)  
**Punt Return Long** - 25 at Arizona (9/18/16)  
**Kickoff Returns** - 1 (Six times, last vs. Philadelphia 9/16/18)  
**Kick Return Yards** - 17 at San Francisco (10/23/16)  
**Kickoff Return Long** - 17 at San Francisco (10/23/16)

## 2018 RECEIVING FROM THE SLOT

While playing for the Tampa Bay Buccaneers in 2018, **Adam Humphries** totaled 76 receptions for 816 yards and five touchdowns.

When he was aligned in the slot, Humphries was among the NFL's most productive players. Per Sportradar and Next Gen Stats, among all NFL wide receivers in the slot, Humphries ranked first in receiving first downs (42), tied for second in receptions (59), and finished second in total yards after catch (319).

**Most first-down receptions from the slot among wide receives in 2018:**

Wide Receiver	1st Downs
1. Adam Humphries	42
2. Adam Thielen	38
3. Cole Beasley	36
4. JuJu Smith-Schuster	35
5. Tyler Boyd	33

**Most receptions from the slot among wide receives in 2018:**

Wide Receiver	Receptions
1. Adam Thielen	69
2. Adam Humphries	59
JuJu Smith-Schuster	59
4. Dede Westbrook	55
5. Cole Beasley	54

**Most receiving yards from the slot among wide receives in 2018:**

Wide Receiver	Rec Yards
1. Tyreek Hill	858
2. JuJu Smith-Schuster	788
3. Tyler Boyd	722
4. Adam Thielen	718
5. Adam Humphries	666

**Most yards after catch from the slot among wide receives in 2018:**

Wide Receiver	Yards After Catch
1. JuJu Smith-Schuster	349
2. Adam Humphries	319
3. Dede Westbrook	313
4. Tyreek Hill	301
5. Tyler Boyd	298

## #19 • WR TAJAÉ SHARPE

[CLICK FOR COMPLETE BIO](#)

Wide receiver **Tajaé Sharpe** (6-2, 194) is in his fourth NFL season in 2019. He was selected by the Titans in the fifth round (140th overall) of the 2016 NFL Draft.

Sharpe's 2018 totals included 26 receptions for 316 yards and two touchdowns. He played in all 16 games for the second time in his career and set a career high with 13 starts.

Sharpe's second NFL campaign came to an end before the regular season began. He was placed on injured reserve on Sept. 2 after suffering a foot injury in the preseason finale.

As a rookie, Sharpe played in all 16 games with 10 starts, the highest number of starts by a Titans rookie wide receiver since **Chris Sanders** started 11 games in 1995.

Sharpe totaled 41 receptions for 522 yards and a pair of touchdowns during his first season. In franchise history, only eight other rookies had more receptions, and Sharpe ranked seventh among the NFL's 2016 rookie class in receptions and receiving yards.

In four seasons at the University of Massachusetts (2012-15), Sharpe appeared in 47 career games with 43 starts and finished as the school's all-time leader with 277 receptions and 3,486 receiving yards. He caught at least one pass in every game he played. The two-time All-MAC first-team performer ended his collegiate career ranked third in Minuteman history with 16 touchdowns and sixth with 3,497 all-purpose yards.



As a senior in 2015, Sharpe's 111 catches led the nation. He recorded 1,319 receiving yards and five touchdown catches and was a Walter Camp All-American.

Sharpe is a native of Piscataway, N.J.

### 2019 Preseason Notes:

➤ **At Philadelphia (8/8)**, started at wide receiver.

### Sharpe's 2019 Preseason Statistics:

Year	Team	GP	GS	Rec	Yds	Avg	Lg	TD
2019	Ten	1	1	0	0	-	-	0

### Sharpe's Career Regular Season Statistics:

Year	GP	GS	Rec	Yds	Avg	Lg	TD
2016	16	10	41	522	12.7	34t	2
2017	0	0					
2018	16	13	26	316	12.2	28	2
<b>Totals</b>	<b>32</b>	<b>23</b>	<b>67</b>	<b>838</b>	<b>12.5</b>	<b>34</b>	<b>4</b>

### Sharpe's Regular Season Single-Game Highs:

**Receptions** - 7 (Twice, last at L.A. Chargers, 10/21/18)

**Receiving Yards** - 101 at L.A. Chargers (10/21/18)

**Long Reception** - 33t vs. Green Bay (11/13/16)

**Touchdowns** - 1 (Four times, last at Indianapolis, 11/18/18)

## PCT. RECEPTIONS FOR 1ST DOWNS IN 2018

In 2018, 84.6 percent of **Tajaé Sharpe's** receptions earned first downs (22 of 26), which ranked first in the NFL among players with eight or more receptions.

**Highest percentage of receptions for first downs in 2018 (minimum eight receptions):**

Player	Receptions	Rec. for 1st Downs	Pct.
1. Tajaé Sharpe	26	22	84.6
2. Mike Williams	43	36	83.7
3. Marquise Goodwin	23	19	82.6
4. O.J. Howard	34	28	82.4
5. Mark Andrews	34	28	82.4
6. Tre'Quan Smith	28	23	82.1
7. Chris Godwin	59	48	81.4
8. Breshad Perriman	16	13	81.3
9. A.J. Green	46	37	80.4
10. Devin Funchess	44	35	79.5

## FRANCHISE ROOKIE RECEIVING LEADERS

**Tajaé Sharpe** finished his rookie season with 41 receptions. In franchise history, only eight other rookies have had more receptions.

**Most receptions by a rookie in franchise history:**

Player (Pos)	Year	Receptions
1. Bill Groman (WR)	1960	72
2. Kendall Wright (WR)	2012	64
3. Ernest Givins (WR)	1986	61
4. Sid Blanks (RB)	1964	56
5. Charlie Hennigan (WR)	1960	44
6. Chris Johnson (RB)	2008	43
7. Kenny Britt (WR)	2009	42
Jerry LeVias (WR)	1969	42
9. Tajaé Sharpe (WR)	2016	41
10. Rodney Thomas (RB)	1995	39



## #13 • WR TAYWAN TAYLOR

[CLICK FOR COMPLETE BIO](#)

Wide receiver **Taywan Taylor** (first name pronounced TAY-wahn) is in his third NFL season. He was selected by the Titans in the third round (72nd overall) of the 2017 NFL Draft.

Taylor's 2018 totals included career highs of 37 receptions and 466 receiving yards with one touchdown. He also set a career high with five starts in 13 total games.

As a rookie, Taylor played in all 16 games during the regular season (four starts), contributing 16 receptions for 231 yards and one touchdown. He added two catches for nine yards in two playoff contests.

At Western Kentucky, Taylor broke every major single-season and career receiving record and accounted for 34 touchdown receptions over his final two campaigns. His career totals included 253 receptions for 4,234 yards and 41 touchdowns in four seasons.

In 2016, Taylor produced the best single season of any receiver in Hilltopper history, setting team records with 98 catches (ranked fifth in the nation), 1,730 receiving yards (third) and 17 touchdowns (tied for third).

Taylor is a native of Louisville, Ky.

**2019 Preseason Notes:**

- **At Philadelphia (8/8)**, caught a pair of passes for 16 total yards.

**Taylor's 2019 Preseason Statistics:**

Year	Team	GP	GS	Rec	Yds	Avg	Lg	TD
2019	Ten	1	1	2	16	8.0	15	0

**Taylor's Career Regular Season Statistics:**

Year	Team	GP	GS	Rec	Yds	Avg	Lg	TD
2017	Ten	16	4	16	231	14.4	53t	1
2018	Ten	13	5	37	466	12.6	55	1
<b>Totals</b>		<b>29</b>	<b>9</b>	<b>53</b>	<b>697</b>	<b>13.2</b>	<b>55</b>	<b>2</b>

**Taylor's Career Postseason Statistics:**

Year	Team	GP	GS	Rec	Yds	Avg	Lg	TD
2017	Ten	2	0	2	9	4.5	5	0

**Taylor's NFL Regular Season Single-Game Highs:**

**Receptions** - 7 vs. Philadelphia (9/30/18)  
**Receiving Yards** - 104 vs. N.Y. Jets (12/2/18)  
**Long Reception** - 55 vs. N.Y. Jets (12/2/18)  
**Touchdowns** - 1 (Twice, last vs. Houston 9/16/18)

**Taylor's NFL Playoff Single-Game Highs:**

**Receptions** - 1 (Twice, last at New England, 1/13/18)  
**Receiving Yards** - 5 at New England (1/13/18)  
**Long Reception** - 5 at New England (1/13/18)



## MORE TITANS WIDE RECEIVERS

**16 - WR CODY HOLLISTER (6-4, 216, 2nd Year, Arkansas)**

- Wide receiver **Cody Hollister** was signed by the Titans as a free agent on May 13, 2019.
- Hollister originally signed with the New England Patriots as a rookie free agent on May 5, 2017. He spent the entire 2017 season on the Patriots' practice squad, and spent the entire 2018 season on the Patriots' injured reserve list with a non-football injury.
- Hollister played in 29 games with 12 starts over three seasons at Arkansas (2014-16), and caught 27 passes for 342 yards and one touchdown.
- He is a native of Bend, Ore.

**2019 Preseason Notes:**

- **At Philadelphia (8/8)**, totaled 58 yards on four receptions, including a 25-yard touchdown reception on a pass from Logan Woodside in the fourth quarter.

**15 - WR DARIUS JENNINGS (5-10, 180, 3rd Year, Virginia)**

- Wide receiver **Darius Jennings** was re-signed by the Titans in 2018 after spending part of the 2017 campaign with the club.
- In 2018, Jennings appeared in all 16 games for the first time in his career. He led the NFL and set a franchise record with a 31.7-yard kickoff return average, totaling 698 yards on 22 attempts with one touchdown. The previous franchise record was set in 1960 by Ken Hall with a 31.3-yard average (19 for 594 yards). Jennings' 31.7-yard average led the NFL in 2018 and tied for the eighth-best average in the NFL among qualifiers (1.25 attempts per team game) since 1960. He also contributed 11 receptions for 101 yards.
- On Sept. 9, 2018 at Miami, he returned a kickoff 94 yards for his first NFL touchdown. It was the first kickoff return touchdown for the Titans since Darius Reynaud scored on a 105-yard return against the Detroit Lions on Sept. 23, 2012.
- He was first signed to the Titans during the 2017 offseason and started the season on the practice squad. On Sept. 23, 2017, he was promoted to the 53-man roster, where he spent eight games. In those eight weeks, he was inactive six times and did not play in two other contests.
- Jennings arrived in Tennessee with four games of NFL experience, including one start. He originally signed as a rookie free agent with the Cleveland Browns in 2015 and as a rookie totaled 14 receptions for 117 yards and seven kickoff returns for 158 return yards. He also spent time on the practice squad with the Browns, Chicago Bears and New York Jets.
- In 2016, he spent time with the Cleveland Browns, Chicago Bears and New York Jets practice squads.
- The Baltimore, Md., native appeared in 49 games with 28 starts during his four-year career at the University of Virginia. At the completion of his career, he ranked No. 1 all-time in Virginia history with 1,839 career kick return yards, No. 5 with 133 career receptions, No. 9 in program history with 1,667 career receiving yards and No. 11 with 3,719 career all-purpose yards.

- He was first signed to the Titans during the 2017 offseason and started the season on the practice squad. On Sept. 23, 2017, he was promoted to the 53-man roster, where he spent eight games. In those eight weeks, he was inactive six times and did not play in two other contests.

- Jennings arrived in Tennessee with four games of NFL experience, including one start. He originally signed as a rookie free agent with the Cleveland Browns in 2015 and as a rookie totaled 14 receptions for 117 yards and seven kickoff returns for 158 return yards. He also spent time on the practice squad with the Browns, Chicago Bears and New York Jets.
- In 2016, he spent time with the Cleveland Browns, Chicago Bears and New York Jets practice squads.
- The Baltimore, Md., native appeared in 49 games with 28 starts during his four-year career at the University of Virginia. At the completion of his career, he ranked No. 1 all-time in Virginia history with 1,839 career kick return yards, No. 5 with 133 career receptions, No. 9 in program history with 1,667 career receiving yards and No. 11 with 3,719 career all-purpose yards.

- The Baltimore, Md., native appeared in 49 games with 28 starts during his four-year career at the University of Virginia. At the completion of his career, he ranked No. 1 all-time in Virginia history with 1,839 career kick return yards, No. 5 with 133 career receptions, No. 9 in program history with 1,667 career receiving yards and No. 11 with 3,719 career all-purpose yards.

**2019 Preseason Notes:**

- **At Philadelphia (8/8)**, recorded a nine-yard reception and a 22-yard kickoff return.

**87 - WR TANNER MCEVOY (6-6, 230, 3rd Year, Wisconsin)**

- Wide receiver **Tanner McEvoy** was signed by the Titans as a free agent on July 31, 2019.
- McEvoy arrived in Tennessee with 31 games of NFL experience with the Seattle Seahawks and Miami Dolphins. His statistics prior to joining the Titans included 14 receptions for 253 yards and two touchdowns over three seasons.
- He originally signed with the Seattle Seahawks as a rookie free agent on May 6, 2016. McEvoy played in 29 games over two seasons in Seattle where he caught 14 balls for 253 yards and two scores. He also appeared in two playoff games as a Seahawk during the team's 2016 postseason campaign.
- McEvoy spent the 2018 preseason with the Seahawks and New Orleans Saints. He was waived during roster cuts and claimed by the Miami Dolphins, where he appeared in two games in Weeks 1-2. McEvoy was waived by Miami during Week 3, and spent the remainder of the season on the Saints and Buffalo Bills practice squads.
- Over three seasons at Wisconsin (2013-15), McEvoy played safety, quarterback and wide receiver.
- He is a native of Hillsdale, N.J.

**2019 Preseason Notes:**



➤ **At Philadelphia (8/8)**, recorded a 17-yard touchdown reception on a pass from Logan Woodside in the fourth quarter.

### **83 - WR ANTHONY RATLIFF-WILLIAMS (5-11, 195, Rookie, North Carolina)**

➤ Wide receiver **Anthony Ratliff-Williams** was signed by the Titans as a rookie free agent on May 10, 2019.

➤ Ratliff-Williams appeared in 36 games over three seasons at North Carolina (2016-18), where he totaled 80 receptions for 1,340 yards and eight touchdowns. He returned 69 kickoffs for 1,631 yards and two scores, and carried the ball 14 times for 74 yards and one touchdown. Ratliff-Williams also completed three of four passes for 86 yards and two scores.

➤ He is a native of Matthews, N.C.

#### **2019 Preseason Notes:**

➤ **At Philadelphia (8/8)**, recorded two receptions for eight yards.

### **14 - WR KALIF RAYMOND (5-8, 182, 2nd Year, Holy Cross)**

➤ Wide receiver **Kalif Raymond** was signed by the Titans to the practice squad during Week 17 of the 2018 season. He also spent Weeks 4-5 of the 2018 season on the Titans practice squad and Week 7 on the New York Giants practice squad.

➤ Raymond arrived in Tennessee with 12 games of NFL experience with the Denver Broncos, New York Jets and Giants. His statistics prior to joining the Titans included 29 punt returns for 210 yards and 20 kick returns for 408 yards.

➤ Raymond originally signed with the Broncos as a rookie free agent on May 6, 2016. He spent the majority of his rookie season on the Broncos practice squad before being elevated to the active roster and appearing in four contests. He tallied 11 punt returns for 111 yards and six kick returns for 137 yards.

➤ Raymond spent the 2017 season on the practice squads and active rosters of both the New York Jets and New York Giants. He appeared in two games for the Jets (Weeks 1-2) where he returned five punts for 38 yards and three kicks for 85 yards. He was re-signed to the Jets practice squad for Weeks 3-4 before being waived and signed to the Giants' practice squad on Oct. 11, 2017. He was elevated to the active roster and saw action in six total contests for the Giants, returning 13 punts for six yards and 11 kicks for 186 yards.

➤ Raymond played in 40 games with 23 starts over four seasons (2012-15) as a wide receiver and return specialist for Holy Cross. He totaled 155 receptions for 1,683 yards and 14 touchdowns, returned 62 punts for 464 yards and a score, as well as 80 kick returns for 1,809 yards and two touchdowns.

➤ He is a native of Lawrenceville, Ga.

#### **2019 Preseason Notes:**

➤ **At Philadelphia (8/8)**, led the team with six receptions and 80 receiving yards, including a 21-yard catch to convert a third-and-16 in the second quarter and a 19-yard reception in the third quarter. In the third quarter, he returned a punt 27 yards and totaled three punt returns for 35 yards for the game. He added one kickoff return for 24 yards.

### **80 - WR PAPI WHITE (5-9, 168, Rookie, Ohio)**

➤ Wide receiver **Papi White** was signed by the Titans as a free agent on July 31, 2019.

➤ White originally signed with the Jacksonville Jaguars as a rookie free agent following the 2019 NFL Draft.

➤ Over his four-year career at Ohio University, White collected 161 receptions for 2,620 yards and 19 touchdowns. He also tallied 44 punt returns for a 6.0 average.

➤ He is a native of Seminole, Okla.

### **18 - WR DeANGELO YANCEY (6-1, 220, 1st Year, Purdue)**

➤ Wide receiver **DeAngelo Yancey** was signed by the Titans as a free agent on Aug. 10, 2019.

➤ Prior to his arrival in Tennessee, Yancey spent time on the practice squads of the Green Bay Packers (2017-18) and the New York Jets (2018).

➤ Yancey was a fifth-round selection by the Green Bay Packers in the 2017 NFL Draft.

➤ A native of Atlanta, Ga., Yancey started 36 of 47 games during a four-year career at Purdue. During his time with the Boilermakers, he registered 141 receptions for 2,344 yards and 20 touchdowns.



## OFFENSIVE LINEMEN

### TACKLES

No.	Name	Ht	Wt	Exp	College
78	Conklin, Jack	6-6	308	4	Michigan State
73	Hall, A.T.	6-4	303	R	Stanford
71	Kelly, Dennis	6-8	321	8	Purdue
77	Lewan, Taylor	6-7	309	6	Michigan
69	Marz, Tyler	6-7	316	3	Wisconsin
68	Pasztor, Austin	6-7	305	6	Virginia

### GUARDS

No.	Name	Ht	Wt	Exp	College
64	Davis, Nate	6-3	316	R	Charlotte
75	Douglas, Jamil	6-4	309	2	Arizona State
66	Pamphile, Kevin	6-5	315	6	Purdue
72	Quessenberry, David	6-5	310	1	San Jose State
76	Saffold, Rodger	6-5	325	10	Indiana
61	Stinnie, Aaron	6-3	312	2	James Madison

### CENTERS

No.	Name	Ht	Wt	Exp	College
52	Grasu, Hroniss	6-3	301	4	Oregon
60	Jones, Ben	6-3	308	8	Georgia
62	Levin, Corey	6-4	307	3	Chattanooga

## #78 • T JACK CONKLIN

[CLICK FOR COMPLETE BIO](#)

**Jack Conklin** is in his fourth NFL season in 2019. The 6-foot-6, 308-pound tackle was selected by the Titans with the eighth pick in the first round of the NFL Draft.

Conklin's 2018 season came to an end with three games remaining due to a knee injury he suffered against the Jacksonville Jaguars on Dec. 6. Prior to going on injured reserve, he played and started in nine games on the season, all at right tackle.

Conklin started every game at right tackle in his first two seasons, including all 16 games in the 2017 regular season and both postseason games. However, he suffered a torn ACL during the second and final playoff contest at New England. The injury led him to spend all of training camp and preseason in 2018 on the physically unable to perform list.

As a rookie, Conklin became the team's first player to start all 16 games at left or right tackle as a rookie since **Michael Roos** in 2005. He was a key cog in a line that helped the Titans finish 11th overall in offense, third in rushing and tied for seventh in fewest sacks allowed.

Conklin was named an alternate for the Pro Bowl and was named first-team Associated Press All-Pro. He became the first Titans player to receive first-team All-Pro honors since running back **Chris Johnson** in 2009 and the first Titans rookie to receive the honor since defensive end **Jevon Kearse** in 1999. Conklin joined Dallas guard **Zack Martin** (2014) as the only rookie offensive linemen since the AFL-NFL merger to be named first-team AP All-Pro.

Conklin became the first draft pick by new general manager **Jon Robinson**. The Titans, who initially had the first pick in the draft but traded with the Los Angeles Rams back to the 15th spot, made a deal with the Cleveland Browns to jump up to the eighth spot to select Conklin. The Titans gave up a third-round pick and a second-rounder in 2017 in the trade and also got back a sixth-rounder.

The Michigan State product was a walk-on for the Spartans but went on to become the first Michigan State offensive lineman to be selected in the first round since 1989 (**Tony Mandarich**) and also the highest drafted Spartan since wide receiver **Charles Rogers** (No. 2) in 2003.





A native of Plainwell, Mich., Conklin was a three-year starter at left tackle for the Spartans. He started 38 of his 39 career games (35 at left tackle, three at right tackle) and recorded more than 235 career knockdowns. Three of his career starts at left tackle came in bowl games (2014 Rose, 2015 Cotton, 2016 College Football Playoff Semifinal at Cotton Bowl).

In his final season on campus, Conklin was named second-team All-American by The Associated Press and was on numerous All-Big Ten teams.

#### Conklin's 2019 Preseason Games Played/Games Started:

Year	Team	GP	GS	Starts by Position
2019	Ten	1	1	RT-1

#### Conklin's Career Regular Season Games Played/Games Started:

Year	Team	GP	GS	Starts by Position
2016	Ten	16	16	RT-16
2017	Ten	16	16	RT-16
2018	Ten	9	9	RT-9
<b>NFL Totals</b>		<b>41</b>	<b>41</b>	<b>RT-41</b>

#### Conklin's Career Postseason Games Played/Games Started:

Year	Team	GP	GS	Starts by Position
2017	Ten	2	2	RT-2

## 32 STARTS IN TWO SEASONS

Right tackle **Jack Conklin** recorded 16 starts in his second season. In doing so, he joined a total of four other former Titans and two offensive linemen in a rare feat.

Since the team became the Titans in 1999, Conklin is in a group of five players who have started all 32 games from the time they were drafted through the end of their second seasons. He joined defensive end **Jevon Kearse** (1999–2000), safety **Tank Williams** (2002–2003), offensive tackle **Michael Roos** (2005–2006) and guard **Chance Warmack** (2013–2014).

Players who have **started all 32 games in their first two NFL seasons** during the "Titans era" (1999–present):

Player	Position	Seasons
Jack Conklin	Right Tackle	2016–2017
Chance Warmack	Right Guard	2013–2014
Michael Roos	Right Tackle/Left Tackle	2005–2006
Tank Williams	Safety	2002–2003
Jevon Kearse	Defensive End	1999–2000

## #60 • C BEN JONES

[CLICK FOR COMPLETE BIO](#)



Center **Ben Jones** (6-3, 308) is in his eighth NFL season and his fourth campaign with the Titans in 2019. He was signed as an unrestricted free agent on March 10, 2016.

Jones started all 16 games at center in 2018, registering a start in every contest for the fifth consecutive season, dating back to his third year in Houston (2014).

In his first year in Tennessee, Jones played a key role in an offensive turnaround. The veteran was a key cog in a line that helped the Titans finish 11th overall in offense, third in rushing and tied for seventh in fewest sacks allowed.

Jones was originally selected by the Houston Texans in the fourth round (99th overall) of the 2012 NFL Draft. Over the following four seasons, he started contests at center and both guard spots. He was a starter on two playoff teams in Houston (2012 and 2015).

In 2015, Jones started every game at center, extending his streak of consecutive regular season games played to 64, which was the second-longest active streak among NFL centers at the conclusion of the season.

A native of Centreville, Ala., Jones attended the University of Georgia, where his 49 total starts ranked third in school annals. He was a two-time All-SEC selection by the league's coaches and was named to Georgia's Team of the Decade. As a senior (2011), the team captain earned All-SEC first-team honors.

#### Jones' 2019 Preseason Games Played/Games Started:

Year	Team	GP	GS	Starts by Position
2019	Ten	1	1	C-1

#### Jones' Career Regular Season Games Played/Games Started:

Year	Team	GP	GS	Starts by Position
2012	Hou	16	10	RG-10
2013	Hou	16	1	RG-1
2014	Hou	16	16	LG-16
2015	Hou	16	16	C-16
2016	Ten	16	16	C-16
2017	Ten	16	16	C-16
2018	Ten	16	16	C-16
<b>NFL Totals</b>		<b>112</b>	<b>91</b>	<b>C-64, LG-16, RG-11</b>

#### Jones' Career Postseason Games Played/Games Started:

Year	Team	GP	GS	Starts by Position
2012	Hou	2	2	RG-2
2015	Hou	1	1	C-1
2017	Ten	2	2	C-2
<b>NFL Totals</b>		<b>5</b>	<b>5</b>	<b>C-3, RG-2</b>

## CURRENT IRONMEN AT CENTER

Among NFL offensive linemen presently listed as centers, **Ben Jones** ranks first in the NFL in consecutive games started.

The streaks listed below are for consecutive games started by players who currently reside at center, even if some games were started at a position other than center.

Longest active consecutive starting streaks among current centers\*:

Player	Current Team	Consecutive Games Started
1. Ben Jones	Tennessee	80
2. Jason Kelce	Philadelphia	73
3. Alex Mack	Atlanta	64
5. Rodney Hudson	Oakland	52
6. Graham Glasgow	Detroit	43

\* Includes players who are currently listed as centers; streaks include games started at other positions



## CONSECUTIVE GAMES BY O-LINEMEN

Titans center **Ben Jones** appeared in his 100th career game and 100th consecutive game against Philadelphia on Sept. 30, 2018.

Among all active NFL offensive linemen, only Kansas City right tackle **Mitchell Schwartz** has a current games played streak as long as Jones' streak.

**Longest active consecutive games streaks among NFL offensive linemen:**

Offensive Lineman	Current Team	Consecutive Games Played
1. <b>Ben Jones</b>	Tennessee	112
Mitchell Schwartz	Kansas City	112
3. Eric Fisher	Kansas City	85
4. Jake Matthews	Atlanta	78
5. Jason Kelce	Philadelphia	73
6. (several tied)		64

## #71 • G/T DENNIS KELLY

[CLICK FOR COMPLETE BIO](#)

**Dennis Kelly** (6-8, 321) is in his eighth NFL season and his third campaign with the Titans in 2019. He was acquired in a trade with the Philadelphia Eagles on Aug. 16, 2016. In exchange for Kelly, the Titans dealt wide receiver Dorial Green-Beckham to the Eagles.

Kelly played in 11 games in 2018 with five starts at right tackle. It was the third-highest start total of his career.

Kelly played in all 16 games in both 2016 and 2017. During that time he had a regular role in the team's "heavy" personnel package and earned six total starts—six in 2016 and one in 2017. He helped the Titans rush for an average of 136.7 yards per game in 2016, which ranked third in the NFL.

Kelly entered the NFL as a fifth-round selection by the Eagles in the 2012 NFL Draft. In four seasons with the Eagles, he recorded 15 starts and 30 games played. He recorded nine starts with the Eagles at right tackle, four starts at right guard and two starts at left guard.

A native of Chicago Heights, Ill., Kelly was a team captain and a two-time offensive MVP at Purdue. He started his final three seasons at left tackle for the Boilermakers.

**Kelly's 2019 Preseason Games Played/Games Started:**


Year	Team	GP	GS	Starts by Position
2019	Ten	1	1	LT-1

**Kelly's Career Regular Season Games Played/Games Started:**

Year	Team	GP	GS	Starts by Position
2012	Phi	13	10	RG-3, RT-7
2013	Phi	0	0	
2014	Phi	3	3	LG-2, RG-1
2015	Phi	14	2	RT-2
2016	Ten	16	6	TE-6
2017	Ten	16	1	TE-1
2018	Ten	11	5	RT-5
<b>NFL Totals</b>		<b>73</b>	<b>27</b>	<b>RG-4, RT-14, LG-2, TE-7</b>

**Kelly's Career Postseason Games Played/Games Started:**

Year	Team	GP	GS	Starts by Position
2017	Ten	2	0	



## #77 • T TAYLOR LEWAN

[CLICK FOR COMPLETE BIO](#)

Tackle **Taylor Lewan** (6-7, 309) is in his sixth NFL season in 2019. He was selected by the Titans with the 11th overall pick of the 2014 NFL Draft and received a multi-year contract extension in 2018.

Lewan was named to the Pro Bowl for the third consecutive season in 2018. He played and started in 15 of the team's 16 games at left tackle, marking his fourth consecutive season with at least 15 starts.

In 2017, Lewan became the team's first offensive lineman to make multiple Pro Bowls since center **Kevin Mawae** from 2008–2009. Lewan started all 16 games for the second consecutive season in 2017 and added starts in both postseason contests.

In 2016, Lewan started all 16 games for the first time. The left tackle was the anchor a line that helped the Titans finish 11th overall in offense, third in rushing and tied for seventh in fewest sacks allowed.

In 2015, Lewan started the first 15 games of the season at left tackle before missing the finale with a concussion.

As a rookie in 2014, Lewan played in 11 games with six starts before suffering an ankle injury. He played as a reserve for the first five games and then started in six consecutive contests before the injury caused him to be inactive the final five weeks. For his efforts, Lewan was named to the Pro Football Writers of America All-Rookie Team.

In four seasons at Michigan, Lewan appeared in 50 games with 48 starts at left tackle. He started the final 41 games of his career and was named the Big Ten Conference Offensive Lineman of the Year in 2012 and 2013. As a senior in 2013, he started all 13 games at left tackle for the third consecutive season and was named second-team *Associated Press* All-American.

At the 2014 NFL Scouting Combine, he ran the 40-yard dash in 4.87 seconds, beating all other offensive linemen in his class and clocking the fourth-fastest time among offensive linemen in the last five years (2010-14). He also ranked among the top offensive linemen at the 2014 combine in the broad jump (first at nine feet, nine inches), vertical jump (tied for third at 30.5 inches) and three-cone drill (fourth at 7.39 seconds).

A native of Cave Creek, Ariz., Lewan became the first offensive tackle selected by the Titans/Oilers in the first round since tackle Brad Hopkins (13th overall) in 1993.

**Lewan's 2019 Preseason Games Played/Games Started:**

Year	Team	GP	GS	Starts by Position
2019	Ten	1	0	





**Lewan's Career Regular Season Games Played/Games Started:**

Year	Team	GP	GS	Starts by Position
2014	Ten	11	6	LT-6
2015	Ten	15	15	LT-15
2016	Ten	16	16	LT-16
2017	Ten	16	16	LT-16
2018	Ten	15	15	LT-15
<b>NFL Totals</b>		<b>73</b>	<b>68</b>	<b>LT-68</b>

**Lewan's Career Postseason Games Played/Games Started:**

Year	Team	GP	GS	Starts by Position
2017	Ten	2	2	LT-2

**#76 • G RODGER SAFFOLD**[CLICK FOR COMPLETE BIO](#)

Guard **Rodger Saffold** (6-5, 323) is in his 10th NFL season and his first campaign with the Titans in 2019. He was signed by the Titans as an unrestricted free agent from the Los Angeles Rams on March 15, 2019.

During the first nine seasons of his career (2010-18), Saffold appeared in 114 regular season games with 111 starts. He also gained experience in the postseason, starting four career playoff games, including all three postseason contests on the Rams' run to Super Bowl LIII at the conclusion of 2018.

From 2017-18, Saffold played an integral role in one of the NFL's top-ranked offenses. According to STATS Inc., he allowed only two sacks during that time.

Saffold is extremely versatile, having started with the Rams at right tackle (three games), left tackle (36), right guard (13) and left guard (43).

A native of Bedford, Ohio, he spent four seasons at Indiana University (2006-09), where he started 41 career games and earned All-Big Ten honors as a senior.

Saffold was originally selected by the Rams in the second round (33rd overall) of the 2010 NFL Draft.

**Saffold's 2019 Preseason Games Played/Games Started:**

Year	Team	GP	GS	Starts by Position
2019	Ten	0	0	

**Saffold's Career Regular Season Games Played/Games Started:**

Year	Team	GP	GS	Starts by Position
2010	StL	16	16	LT-16
2011	StL	9	9	LT-9
2012	StL	10	10	LT-10
2013	StL	12	9	RG-5, RT-3, LT-1
2014	StL	16	16	LG-13, RG-3
2015	StL	5	5	RG-5
2016	LAR	15	15	LG-12, LT-2, RT-1
2017	LAR	15	15	LG-15
2018	LAR	16	16	LG-16
<b>NFL Totals</b>		<b>114</b>	<b>111</b>	<b>LG-56, LT-38, RG-13, RT-4</b>

**Saffold's Career Postseason Games Played/Games Started:**

Year	Team	GP	GS	Starts by Position
2017	LAR	1	1	LG-1
2018	LAR	3	3	LG-3
<b>Playoff Totals</b>		<b>4</b>	<b>4</b>	<b>LG-4</b>

**MORE TITANS OFFENSIVE LINEMEN****64 - OL NATE DAVIS (6-3, 316, Rookie, Charlotte)**

➤ **Nate Davis** was selected by the Titans in the third round (82nd overall) of the 2019 NFL Draft.

➤ In four seasons at Charlotte (2015-18), Davis appeared in 41 career games with 37 starts. A four-year starter on the offensive line, Davis started at guard from 2015-17 before switching to right tackle for his senior season in 2018.

➤ Davis is a native of Ashburn, Va.

**75 - G JAMIL DOUGLAS (6-4, 309, 2nd Year, Arizona State)**

➤ Guard **Jamil Douglas** was signed by the Titans to the practice squad on Oct. 3, 2018.

➤ Douglas arrived in Tennessee with 17 games of NFL experience, including six starts at right guard and center.

➤ Douglas was originally drafted by the Miami Dolphins in the fourth round (114th overall) of the 2015 NFL Draft. He appeared in all 16 games and made six starts as a rookie.

➤ In 2016, he spent time on the Dolphins practice squad and active roster (one game) and then spent much of the year on the New England Patriots practice squad.

➤ In 2017, Douglas spent the preseason with the Patriots before being waived during roster cuts. He was signed by the Atlanta Falcons to the team's practice squad, where he spent majority of the season before being elevated to the 53-man roster in Week 17 (did not play).

➤ In 2018, he spent the preseason with the Falcons before being waived during roster cuts. Douglas spent the remainder of the season on both the Indianapolis Colts and Titans practice squads.

➤ The Cypress, Calif., native played college football at Arizona State (2011-14), where he appeared in 53 games and made 40 consecutive starts.

**52 - C/G HRONISS GRASU (6-3, 301, 4th Year, Oregon)**

➤ **Hroniss Grasu** (pronounced huh-ROW-niss GRA-sue) was signed by the Titans as a free agent on Feb. 7, 2019.

➤ In 2018, he appeared in three games with one start for the Baltimore Ravens. He also spent time with the Chicago Bears and Miami Dolphins during the 2018 campaign but did not see game action.

➤ Grasu was originally drafted by the Chicago Bears in the third round (71st overall) of the 2015 NFL Draft. He started eight games at center as a rookie in 2015. Grasu spent the entire 2016 campaign on injured reserve. In 2017, he appeared in six games with four starts at center for the Bears.

➤ The Los Angeles, Calif., native played college football at Oregon, where he blocked for Titans QB Marcus Mariota from 2012-14.

**73 - T A.T. HALL (6-4, 303, Rookie, Stanford)**

➤ **A.T. Hall** was signed by the Titans as an undrafted free agent on May 10, 2019.

➤ In four seasons at Stanford (2015-18), Hall appeared in 48 career games with 37 starts at left tackle.

➤ Hall is a native of Atlanta, Ga.

**62 - C/G COREY LEVIN (6-4, 307, 3rd Year, Chattanooga)**

➤ **Corey Levin** was selected by the Titans in the sixth round (217th overall) of the 2017 NFL Draft.

➤ In 2018, he appeared in all 16 games with one start (Oct. 21 vs. the Chargers in London).

➤ As a rookie in 2017, Levin spent the entire season on the 53-man roster but did not see game action. He was inactive 14 times and did not play in two other contests.

➤ The 6-foot-4 inch, 307-pounder appeared in 52 career games with 51 starts at Chattanooga, 45 of which were consecutive.

➤ A native of Dacula, Ga., he developed versatility over his four-year collegiate career, making starts at left guard, and both left and right tackle.

**69 - T TYLER MARZ (6-7, 316, 3rd Year, Wisconsin)**

➤ **Tyler Marz** (pronounced MARE-its) was promoted from the practice squad on Sept. 15, 2018 and recorded his first career game and start at right tackle the following day.

➤ In 2018, he appeared in six games, including his first career start (Sept. 16 against Houston).

➤ Marz was originally signed by the Titans as a rookie free agent following the 2016 NFL Draft and spent his entire rookie season on the practice squad.

➤ In 2017, Marz began the season on the Titans practice squad. He was signed to the Los Angeles Chargers' active roster, where he spent Weeks 3-8, but he did not see field action before being waived and re-signed to the Titans practice squad for the remainder of the season.

➤ The Springfield, Minn., native appeared in 51 games with 40 consecutive starts at left tackle for Wisconsin.

**66 - G/T KEVIN PAMPHILE (6-5, 315, 6th Year, Purdue)**

➤ **Kevin Pamphile** (pronounced pom-HEEL) was signed by the Titans as an unrestricted free agent on March 29, 2018.

➤ Pamphile was placed on injured reserve on Sept. 25, 2018, three games into his first campaign in Tennessee. He appeared in all three games, starting against Houston (Sept. 16) at left tackle and at Jacksonville (Sept.

23) at right tackle.

➤ Pamphile was originally selected by the Tampa Bay Buccaneers in the fifth round (149th overall) of the 2014 NFL Draft. He spent four seasons with the Buccaneers (2014-17), appearing in 53 games with 33 starts. He started contests at guard, tackle and as an extra tight end.

➤ In his last two seasons in Tampa Bay (2016-17), Pamphile appeared in 30 games with 29 starts. He started 28 games at left guard and one contest at right tackle.

➤ In 2017, Pamphile played in all 16 games with a career-high 15 starts at left guard and was a part of a line that helped block for an offensive unit that produced 5,816 total yards, the third-most for a single season in team history.

➤ Pamphile played in 35 games at Purdue from 2009–2013, with 21 starts on the offensive line. As a senior in 2013, he started all 12 games at left tackle for the Boilermakers.

#### **68 - T AUSTIN PASZTOR (6-7, 305, 6th Year, Virginia)**

➤ **Austin Pasztor** was signed by the Titans as a free agent on Dec. 11, 2018.

➤ He played in two games with the Titans as a reserve in 2018.

➤ He entered the NFL as an undrafted college free agent with the Minnesota Vikings in 2012 and also spent time with Jacksonville (2012-14), Cleveland (2015-16) and Atlanta (2016). He has registered time at both guard spots and right tackle during his time in the NFL.

➤ Prior to his arrival in Tennessee, he appeared in 65 career games with 43 starts.

➤ In 2017, he saw action as a reserve in seven games with the Falcons.

➤ In 2013, he achieved a career high with 12 starts at right tackle with the Jaguars.

➤ A native of Tillonsburg, Ontario, Pasztor was a four-year starter at the University of Virginia, where he earned second-team All-America honors as a senior.

#### **72 - OL DAVID QUESSENBERRY (6-5, 310, 1st Year, San Jose State)**

➤ **David Quessenberry** was signed by the Titans to the practice squad on Sept. 11, 2018.

➤ He was originally drafted by the Houston Texans in the sixth round (176th overall) of the 2013 NFL Draft.

➤ In 2013, Quessenberry was placed on injured reserve Week 2 as a rookie.

➤ In June 2014, he was diagnosed with non-Hodgkin's lymphoma. He spent three seasons (2014-16) on the reserve/non-football illness list.

➤ In 2017, Quessenberry spent majority of the season on the Texans practice squad before being signed to the active roster Week 16 and appearing in the final two contests.

➤ The La Jolla, Calif., native played college football at San Jose State (2009-12), where he appeared in 49 games with 37 starts at left tackle.

#### **61 - G AARON STINNIE (6-3, 312, 2nd Year, James Madison)**

➤ **Aaron Stinnie** was signed by the Titans as an undrafted free agent on May 11, 2018.

➤ He played in one game with the Titans as a reserve in 2018.

➤ Stinnie appeared in 54 games with 42 starts over four seasons at James Madison. He started 42 consecutive games from 2015–2017.

➤ As a senior in 2017, he started all 15 games at left tackle and was named team captain. He earned Associated Press first-team All-America honors.

➤ Stinnie is a native of Charlottesville, Va.



## DEFENSIVE LINEMEN

No.	Name	Ht	Wt	Exp	College
95	Bledsoe, Amani	6-4	280	R	Oklahoma
99	Casey, Jurrell	6-1	305	9	Southern California
49	Cotton, Eric	6-6	262	1	Stanford
92	Dickerson, Matt	6-5	292	2	UCLA
93	Herron, Frank	6-4	305	1	Louisiana State
97	Hoyett, Braxton	6-2	302	R	Mississippi State
94	Johnson, Austin	6-4	314	4	Penn State
90	Jones, DaQuan	6-4	322	6	Penn State
79	Mack, Isaiah	6-1	299	R	Chattanooga
70	Nelson, Chris	6-1	315	R	Texas
98	Simmons, Jeffery	6-4	305	R	Mississippi State
96	Urban, Brent	6-7	300	6	Virginia

### #99 • DT JURRELL CASEY

[CLICK FOR COMPLETE BIO](#)



Defensive lineman **Jurrell Casey** (6-1, 305) is in his ninth NFL season in 2019. He was selected by the Titans in the third round (77th overall) of the 2011 NFL Draft.

A five-time defensive captain and a two-time Titans nominee for the Walter Payton NFL Man of the Year Award, Casey was named to his fourth consecutive Pro Bowl at the conclusion of the 2018 season. However, his season was cut short due to a knee injury he suffered on Dec. 22 against Washington.

Prior to the injury, he started 15 games and totaled 72 tackles, seven sacks, seven tackles for loss, a career-high 50 quarterback pressures, two forced fumbles and one fumble recovery. It marked the third time in his career he totaled at least seven sacks.

Casey finished his 2018 campaign in eighth place in franchise history with 46 career sacks. His total ranked second among all defenders in the "Titans era" behind only **Jevon Kearse's** 52 sacks.

In 2017, Casey started all 16 games and set a career high with 35 quarterback pressures, which ranked second on the team. His six sacks also ranked second on the squad, as he reached the mark for the third time in his career.

With six sacks in 2017, Casey became the first player for the team since **Ray Childress** (1986–1994) to register five or more consecutive seasons with at least five sacks.

In 2016, Casey started 15 games and set a then-career high with 29 quarterback pressures in addition to 51 tackles, five sacks, three tackles for loss and five passes defended. He became the first player for the team in the "Titans era" (1999–present) to register four consecutive seasons with at least five sacks.

In 2015, he started all 16 games for the second consecutive season and for the third time in his career. He led the team's defensive linemen with 86 tackles and tied **Brian Orakpo** for the team lead with seven sacks, the second-best total in Casey's career. Casey also set a then-career high and finished second on the team behind Orakpo with 28 quarterback pressures. He was named to the Pro Bowl for the first time in his career.

Casey was named one of five permanent team captains by his teammates for the first time in 2014. While remaining a key cog in the defense's switch from a 4-3 to a 3-4 scheme, he started all 16 games and led the team's defensive linemen (fourth on the team) with 86 tackles. His 27 quarterback pressures and 13 tackles for loss tied for the team lead and set new career highs. With five sacks, he ranked second on the squad.

In 2013, Casey was named *Associated Press* second-team All-Pro after putting together one of the best seasons by a defensive tackle in franchise history. His 10.5 sacks set a career high and made up the second-highest total by a franchise defensive tackle since sacks became an official statistic in 1982, finishing behind only **Ray Childress'** 13 sacks in 1992. In 2013, only **Jason Hatcher** of the Dallas Cowboys (11) finished

with more sacks than Casey among defensive tackles.

Casey started 31 out of 32 games in his first two seasons, and in each campaign he led the team's defensive linemen in tackles. As a rookie, he notched 74 tackles and 2.5 sacks, and he followed with 80 tackles and three sacks in 2012.

A native of Long Beach, Calif., Casey played in 38 games (26 starts) on the defensive line (24 at right defensive tackle and two at nose tackle) at the University of Southern California. He recorded 138 tackles, nine sacks, 22 tackles for loss, three quarterback pressures, four fumble recoveries, three forced fumbles, an interception and three passes defended.

In his final season with the Trojans (2010), he started all 13 games for the second consecutive season and had 67 tackles, a team-best 11 tackles for loss, a team-leading 4.5 sacks, one interception, one fumble recovery and two passes defended. He was named first-team All-Pac 10.

#### 2019 Preseason Notes:

- Began training camp on the physically unable to perform list.
- Passed his physical and moved to the active roster on Aug. 10.

#### Casey's 2019 Preseason Statistics:

Year	GP	GS	Tackle	Sack	TFL	QBP	Int	PD	FF	FR
2019	0	0	0	0.0	0	0	0	0	0	0

#### Casey's Career Regular Season Statistics:

Year	GP	GS	Tackle	Sack	TFL	QBP	Int	PD	FF	FR
2011	16	15	74	2.5	5	9	0	1	1	1
2012	16	16	80	3.0	6	3	0	0	2	0
2013	15	14	90	10.5	3	10	0	3	1	1
2014	16	16	86	5.0	13	27	0	1	0	0
2015	16	16	86	7.0	11	28	0	5	0	0
2016	15	15	51	5.0	3	29	0	5	0	0
2017	16	16	72	6.0	7	35	0	1	1	0
2018	15	15	72	7.0	7	50	0	0	2	1
<b>Totals</b>	<b>125</b>	<b>123</b>	<b>611</b>	<b>46.0</b>	<b>55</b>	<b>191</b>	<b>0</b>	<b>16</b>	<b>7</b>	<b>3</b>

#### Casey's Career Postseason Statistics:

Year	GP	GS	Tackle	Sack	TFL	QBP	Int	PD	FF	FR
2017	2	2	14	0.0	0	9	0	1	0	0

#### Casey's Regular Season Single-Game Highs:

**Tackles** - 10 (Twice, last vs. Arizona, 12/15/13)

**Sacks** - 2 (Nine times, last vs. Houston, 9/16/18)

**Tackles for Loss** - 3 (Three times, last at San Francisco, 12/17/17)

**Forced Fumble** - 1 (Seven times, last at Jacksonville, 9/23/18)

**Fumble Recovery** - 1 (Three times, last at N.Y. Giants, 12/16/18)

**Quarterback Pressures** - 8 at Dallas (11/5/18)

**Passes Defended** - 3 vs. Atlanta (10/25/15)

#### Casey's Playoff Single-Game Highs:

**Tackles** - 8 at Kansas City (1/6/18)

**Quarterback Pressures** - 5 at New England (1/13/18)

**Passes Defended** - 1 at Kansas City (1/6/18)



## FRANCHISE SACK LEADERS

**Jurrell Casey** ranks among the franchise's all-time leaders in career sacks. He passed former linebacker **Ted Washington** (45.0) on Dec. 6, 2018 for eighth place in franchise annals.

#### Most career sacks, franchise history:

Player	Position	Seasons	Sacks*
1. Elvin Bethea	DE	1968–83	105.0
2. Ray Childress	DT	1985–95	75.5
3. Jesse Baker	DE	1979–87	66.0
4. William Fuller	DE	1986–93	59.0
5. Sean Jones	DE	1988–93	57.5
6. Jevon Kearse	DE	1999–03, 2008–09	52.0
7. Robert Brazile	LB	1975–84	48.0
8. <b>Jurrell Casey</b>	<b>DT</b>	<b>2011–18</b>	<b>46.0</b>
9. Ted Washington	LB	1973–82	45.0
10. Derrick Morgan	OLB	2010–19	44.5

\* Individual sacks became an official statistic in 1982. Sacks recorded prior to 1982 are unofficial.

## SACKS BY DEFENSIVE TACKLES SINCE 2011

Since **Jurrell Casey** entered the NFL in 2011, only three players whose primary position is defensive tackle have registered more sacks than him.

#### Most sacks by NFL defensive tackles (primary position) since 2011:

Defensive Tackle	Sacks
1. Geno Atkins	68.0
2. Aaron Donald	59.5
3. Gerald McCoy	51.5
4. <b>Jurrell Casey</b>	<b>46.0</b>
Ndamukong Suh	46.0
6. Kyle Williams	35.0
7. Kawann Short	32.5
8. Marcell Dareus	31.5
9. Fletcher Cox	28.0
10. Tom Johnson	23.5

## FOUR PRO BOWLS

In being named to his fourth Pro Bowl, **Jurrell Casey** tied for the seventh-most consecutive Pro Bowls in franchise history. Prior to Casey, the franchise's two most recent players to do so were offensive lineman **Bruce Matthews**, who made 14 consecutive Pro Bowls from 1988–2001, and running back **Eddie George**, who earned Pro Bowl berths from 1997–2000.

Casey also achieved a first-time feat for players in the club's "Titans era" (1999–present). Seven other players who have worn the two-tone blue have been named to three Pro Bowls. However, Casey is the first to earn four selections in the Titans era. He did so in four consecutive seasons.

#### Most consecutive Pro Bowl seasons, franchise history (1960–present)\*:

Player	Position	Consecutive Pro Bowls*	Seasons
1. Bruce Matthews	OL	14	1988–2001
2. Mike Munchak	G	7	1987–1993
Robert Brazile	OLB	7	1976–1982
4. Warren Moon	QB	6	1988–1993
Bob Talamini	OL	6	1962–1967
6. Charlie Hennigan	WR	5	1961–1965
7. <b>Jurrell Casey</b>	<b>DT</b>	<b>4</b>	<b>2015–2018</b>
Eddie George	RB	4	1997–2000
Ray Childress	DL	4	1990–1993
Earl Campbell	RB	4	1978–1981
Curley Culp	DT	4	1975–1978

\* Includes AFL All-Stars prior to 1970



## SACKS BY TITANS/OILERS DTs

Since individual sacks became an official NFL statistic in 1982, **Jurrell Casey** and **Ray Childress** are the only Titans/Oilers defensive tackles to produce double-digit sacks in a single season.

**Most sacks in a season by Oilers/Titans defensive tackles, 1982–present:**

Defensive Tackle	Season	Sacks
1. Ray Childress	1992	13.0
2. <b>Jurrell Casey</b>	<b>2013</b>	<b>10.5</b>
3. Ray Childress	1993	9.0
4. Albert Haynesworth	2008	8.5
Ray Childress	1989	8.5
Ray Childress	1988	8.5
Ray Childress	1990	8.0
8. <b>Jurrell Casey</b>	<b>2018</b>	<b>7.0</b>
<b>Jurrell Casey</b>	<b>2015</b>	<b>7.0</b>
Karl Klug	2011	7.0
Gary Walker	1997	7.0
Ray Childress	1991	7.0

Note: In 1992, Lee Williams recorded 11 total sacks while playing both defensive end and defensive tackle for the Oilers. He is excluded from this list.

## #94 • DL AUSTIN JOHNSON

[CLICK FOR COMPLETE BIO](#)

Defensive lineman **Austin Johnson** (6-4, 314) is in his fourth NFL season in 2019. He was selected by the Titans with the 43rd overall pick in the second round of the 2016 NFL Draft.

Johnson's 2018 totals included a career-high nine starts, 25 tackles, one sack, five quarterback pressures, one tackle for loss and two passes defended in 16 games.

In 2017, Johnson played in all 16 games with three starts and totaled 32 tackles, one sack, two tackles for loss and two passes defended. He also appeared in both playoff games (one start) and contributed six tackles and one quarterback pressure.

In his rookie campaign, Johnson played in 10 games and totaled 15 tackles, 0.5 sacks, one tackle for loss, one quarterback pressure and one pass defended.

In three seasons at Penn State, Johnson appeared in 38 games and recorded 28 starts, including starts in all 26 games as a sophomore and junior. He totaled 154 tackles, 8.5 sacks, 24 tackles for loss, eight passes defended, one forced fumble and four fumble recoveries, including a 71-yard fumble return for a touchdown.

As a junior in 2015, Johnson started all 13 games and was named Associated Press first-team All-Big Ten honors. He ranked second on the team with 15 tackles for loss and 6.5 sacks. His 78 tackles ranked second among FBS defensive linemen and third on the team. It was the highest tackle total by a Penn State defensive lineman since Jimmy Kennedy's 87 in 2002.

Johnson is a native of Galloway, N.J.

### 2019 Preseason Notes:

➤ **At Philadelphia (8/8)**, started at defensive tackle.

### Johnson's 2019 Preseason Statistics:

Year	GP	GS	Tackle	Sack	TFL	QBP	Int	PD	FF	FR
2019	1	1	0	0.0	0	0	0	0	0	0

### Johnson's Career Regular Season Statistics:

Year	GP	GS	Tackle	Sack	TFL	QBP	Int	PD	FF	FR
2016	10	0	15	0.5	1	1	0	1	0	0
2017	16	3	32	1.0	2	0	0	2	0	0
2018	16	9	25	1.0	1	5	0	2	0	0
<b>Totals</b>	<b>42</b>	<b>12</b>	<b>72</b>	<b>2.5</b>	<b>4</b>	<b>6</b>	<b>0</b>	<b>5</b>	<b>0</b>	<b>0</b>

### Johnson's Career Postseason Statistics:

Year	GP	GS	Tackle	Sack	TFL	QBP	Int	PD	FF	FR
2017	2	1	6	0.0	0	1	0	0	0	0

### Johnson's Regular Season Single-Game Highs:

**Tackles** - 5 (Twice, last at Buffalo, 10/7/18)

**Sacks** - 1 (Twice, last at Dallas, 11/5/18)

### Johnson's Playoff Single-Game Highs:

**Tackles** - 3 (Twice, last at New England, 1/13/18)

## #90 • DL DAQUAN JONES

[CLICK FOR COMPLETE BIO](#)



Defensive lineman **DaQuan Jones** (6-4, 322) is in his sixth NFL season in 2019. He was selected by the Titans in the fourth round (112th overall) of the 2014 NFL Draft.

In 2018, Jones started all 16 games for the third time in his career. He tallied 39 tackles on the season, which was his second-highest career total, and added 14 quarterback pressures, a career-high four tackles for loss and one pass defended.

Jones was placed on injured reserve on Dec. 4, 2017 due to a bicep injury he suffered the previous day against the Houston Texans. It concluded a season in which he totaled a career-high 3.5 sacks, 36 tackles, one tackle for loss and nine quarterback pressures. The injury put an end to his streak of 45 consecutive starts.

Jones was one of two Titans who started every game from 2015–2016, holding down a spot at defensive end for consecutive seasons. Outside linebacker **Brian Orakpo** was the other member of the team to start every game in that time period.

As a rookie, Jones appeared in seven games with one start. He registered 13 tackles, a sack, three quarterback pressures, two tackles for loss and a forced fumble.

A leader at Penn State during a time of turmoil, Jones started 23 of 46 college games, with all of his starting assignments coming during the last two seasons. Jones finished his career with 92 tackles, adding 4.5 sacks for minus 28 yards, 15.5 stops for losses totaling 55 yards, two fumble recoveries and a pass deflection.

As a senior in 2013, he started all 12 games at defensive tackle, finishing fifth on the team with a career-high 56 tackles (33 solos). His tackle total was the most for any interior defensive lineman in the Big Ten during the 2013 campaign. Jones was named first-team All-Big Ten by the league's coaches and second-team All-Conference by the media. He was named Penn State's Outstanding Senior Player and the recipient of the team's Reid-Robinson Award.

Jones is a native of Johnson City, N.Y.

### 2019 Preseason Notes:

➤ **At Philadelphia (8/8)**, recorded one tackle.

### Jones' 2019 Preseason Statistics:

Year	GP	GS	Tackle	Sack	TFL	QBP	Int	PD	FF	FR
2019	1	1	1	0.0	0	0	0	0	0	0

### Jones' Career Regular Season Statistics:

Year	GP	GS	Tackle	Sack	TFL	QBP	Int	PD	FF	FR
2014	7	1	13	1.0	2	3	0	0	1	0
2015	16	16	67	0.0	2	15	0	0	0	1
2016	16	16	29	1.5	1	8	0	0	0	1
2017	12	12	36	3.5	1	9	0	0	0	0
2018	16	16	39	0.0	4	14	0	1	0	0
<b>Totals</b>	<b>67</b>	<b>61</b>	<b>184</b>	<b>6.0</b>	<b>10</b>	<b>49</b>	<b>0</b>	<b>1</b>	<b>1</b>	<b>2</b>

### Jones' Regular Season Single-Game Highs:

**Tackles** - 7 (Three times, last at Buffalo, 10/7/18)

**Sacks** - 2 at Indianapolis (11/26/17)

**Quarterback Pressures** - 3 (Twice, last vs. Philadelphia, 9/30/18)

**Forced Fumble** - 1 vs. Indianapolis (12/28/14)

**Fumble Recovery** - 1 (Twice, last vs. Houston, 1/1/17)

## #98 • DL JEFFERY SIMMONS

[CLICK FOR COMPLETE BIO](#)

Defensive lineman **Jeffery Simmons** (6-4, 305) was selected by the Titans in the first round (19th overall) of the 2019 NFL Draft.

Simmons begins his rookie season on the non-football injury list due to a knee injury he suffered during training in February 2019.

During a three-year career as a defensive tackle at Mississippi State, Simmons appeared in 38 contests with 28 starts. He finished his career ranked sixth in school history with 32.5 in tackles for loss. He also tied for sixth in MSU annals with five forced fumbles and tied for fourth with three blocked kicks. His totals also included 163 tackles, seven sacks, seven passes defended and two defensive touchdowns.

He was a first-team All-SEC selection as a sophomore and junior and was one of two players in the nation to be named a Bednarik Award Semifinalist in both 2017 and 2018.

As a junior in 2018, Simmons was named second-team All-American after totaling 63 tackles, 17 tackles for loss and two sacks. His 17 tackles for loss led the team, ranked fourth in the SEC and were the third-most in single-season school history.

During his sophomore season (2017), he set a career high with five sacks and added 12 tackles for loss. With three total blocked kicks and punts, he became the first SEC player since 2004 to lead the nation in the category.

Simmons is a native of Macon, Miss.

Urban's Career Regular Season Statistics:

Year	Team	GP	GS	Tackle	Sack	TFL	QBP	Int	PD	FF	FR
2014	Bal	0	0			Injured Reserve					
2015	Bal	6	0	11	1.0	NA	NA	0	0	0	0
2016	Bal	16	0	10	2.0	NA	NA	0	2	0	0
2017	Bal	3	3	4	0.0	NA	NA	0	1	0	0
2018	Bal	16	16	27	0.5	NA	NA	0	2	0	0
<b>Totals</b>		<b>41</b>	<b>19</b>	<b>52</b>	<b>3.5</b>	<b>NA</b>	<b>NA</b>	<b>0</b>	<b>5</b>	<b>0</b>	<b>0</b>

Urban's Career Postseason Statistics:

Year	Team	GP	GS	Tackle	Sack	TFL	QBP	Int	PD	FF	FR
2014	Bal	0	0			Injured Reserve					
2018	Bal	1	1	2	0.0	NA	NA	0	0	0	0
<b>Totals</b>		<b>1</b>	<b>1</b>	<b>2</b>	<b>0.0</b>	<b>NA</b>	<b>NA</b>	<b>0</b>	<b>0</b>	<b>0</b>	<b>0</b>

## Urban's Regular Season Single-Game Highs:

**Tackles** - 5 vs. Seattle (12/13/15)

**Sacks** - 1 (Three times, last vs. Miami, 12/4/16)

**Passes Defended** - 1 (Four times, last vs. Denver, 9/23/18)

## Urban's Postseason Single-Game Highs:

**Tackles** - 2 vs. L.A. Chargers (1/6/19)

## MORE TITANS DEFENSIVE LINEMEN

**95 - DE AMANI BLEDSOE (6-4, 280, Rookie, Oklahoma)**

➤ **Amani Bledsoe** was signed by the Titans as an undrafted free agent on May 10, 2019.

➤ He appeared in 30 games with 22 starts over three seasons at Oklahoma (2016-18). He totaled 59 tackles, 7.5 tackles for loss, four sacks and eight passes defended.

➤ Bledsoe is a native of Lawrence, Kan.

**92 - DE MATT DICKERSON (6-5, 292, 2nd Year, UCLA)**

➤ **Matt Dickerson** was signed by the Titans as an undrafted free agent on May 11, 2018.

➤ As a rookie, he totaled three tackles in three games.

➤ Dickerson appeared in 44 games with 16 starts over four seasons at UCLA. He totaled 97 tackles, seven tackles for loss, four passes defended and 1.5 sacks as a Bruin.

➤ As a senior in 2017, he started seven games before missing the remainder of the season due to injury. Prior to the injury he recorded 21 tackles and a tackle for loss.

➤ As a junior in 2016, he appeared in 12 contests with eight starts along the defensive line and totaled 37 tackles and 1.5 tackles for loss.

➤ Dickerson is a native of San Mateo, Calif.

**49 - DE ERIC COTTON (6-6, 262, 1st Year, Stanford)**

➤ **Eric Cotton** was signed by the Titans as a free agent on Aug. 10, 2019.

➤ He originally entered the NFL as an undrafted college free agent with the Green Bay Packers on Dec. 18, 2018, spending the final two weeks of the season on the team's practice squad. He spent the 2019 offseason with the Packers as well.

➤ A native of Nampa, Idaho, Cotton played four seasons at Stanford, splitting his time there between offense and defense. He played 14 games as a tight end during his first two seasons for the Cardinal and then totaled 23 games as a defensive end during his final two campaigns. In his two seasons on defense, he posted 34 tackles, four tackles for loss and 2.5 sacks.

➤ As a fifth-year senior in 2017, he played in 12 games and registered 30 tackles, four tackles for loss and 2.5 sacks.

**93 - DL FRANK HERRON (6-4, 305, 1st Year, Louisiana State)**

➤ **Frank Herron** was signed by the Titans as a free agent on May 29, 2019.

➤ He originally signed with the New England Patriots as a rookie free agent on May 11, 2018. He spent the 2018 campaign on the Patriots and Seattle Seahawks practice squads.

➤ Herron played four years at Louisiana State (2014-17) and totaled 67 tackles, two sacks, three forced fumbles and one fumble recovery.

➤ He is a native of Memphis, Tenn.

**97 - NT BRAXTON HOYETT (6-2, 302, Rookie, Mississippi State)**

➤ **Braxton Hoyett** was signed by the Titans as an undrafted free agent on May 10, 2019.

➤ Hoyett appeared in 44 games with 22 starts over four seasons at Mississippi State (2015-18). He totaled 62 tackles, 7.5 tackles for loss, 1.5 sacks, one interception, one pass defended and two fumble recoveries.

➤ He is a native of Alexander City, Ala.

## 2019 Preseason Notes:

➤ Placed on the non-football injury list on July 22, 2019.

Simmons' 2019 Preseason Statistics:

Year	GP	GS	Tackle	Sack	TFL	QBP	Int	PD	FF	FR
2019	0	0	0	0.0	0	0	0	0	0	0

Simmons' College Defensive Statistics:

Year	Team	GP	GS	Tackle	Sack	TFL	Int	PD	FF	FR
2016	Miss. St.	12	3	40	0.0	3.5	0	2	2	0
2017	Miss. St.	13	13	60	5.0	12.0	0	1	2	2
2018	Miss. St.	13	12	63	2.0	17.0	0	4	1	0
<b>Totals</b>		<b>38</b>	<b>28</b>	<b>163</b>	<b>7.0</b>	<b>32.5</b>	<b>0</b>	<b>7</b>	<b>5</b>	<b>2</b>

## #96 • DL BRENT URBAN

[CLICK FOR COMPLETE BIO](#)

Defensive lineman **Brent Urban** (6-7, 300) is in his sixth NFL season and his first campaign with the Titans in 2019. He was signed by the team as an unrestricted free agent from the Baltimore Ravens on April 29, 2019.

Urban spent his first five seasons in Baltimore, where he totaled 52 tackles, 3.5 sacks and two blocked field goal attempts in 41 games (19 starts).

In 2018, he set a career high by starting all 16 games. He recorded a career-high 27 tackles, two passes defended and a half sack for the NFL's No. 1 overall defense and second-ranked scoring defense.

Originally selected by the Ravens in the fourth round (134th overall) of the 2014 NFL Draft, Urban spent all of his rookie season and part of the 2015 campaign on injured reserve. He emerged to play all 16 games in 2016 before landing on injured reserve after three games in 2017.

A native of Mississauga, Ontario, Canada, Urban attended the University of Virginia, where he played in 36 games with 20 starts in four seasons. His career totals included 16.5 tackles for loss and three sacks. As a senior in 2013, he earned honorable mention All-ACC accolades.

Urban's 2019 Preseason Statistics:

Year	GP	GS	Tackle	Sack	TFL	QBP	Int	PD	FF	FR
2019	1	0	0	0.0	0	0	0	0	0	0

**79 - DT ISIAH MACK (6-1. 299. Rookie. Chattanooga)**

- **Isaiah Mack** was signed by the Titans as an undrafted free agent on May 10, 2019.
- Mack appeared in 48 games with 32 starts over four seasons at Chattanooga (2015-18). He totaled 222 tackles, 41 tackles for loss, 21 sacks, two passes defended, three forced fumbles and two fumble recoveries.
- Mack is a native of Tunnel Hill, Ga.

**2019 Preseason Notes:**

- **At Philadelphia (8/8)**, recovered a fumble in the second quarter to give the Titans their first takeaway of the preseason. He added two tackles.

**70-DL CHRIS NELSON (6-1. 315. Rookie. Texas)**

- **Chris Nelson** was signed by the Titans as a free agent on Aug. 1, 2019.
- He originally signed as a rookie free agent with the Pittsburgh Steelers following the 2019 NFL Draft.
- Nelson was four-year player at the University of Texas (2015-18), where he tallied 45 games, 109 tackles, 3.5 sacks and 15.5 tackles for loss.
- He is a native of Lakeland, Fla.



## INSIDE LINEBACKERS

No.	Name	Ht	Wt	Exp	College
53	Bates, Daren	5-11	225	7	Auburn
55	Brown, Jayon	6-0	226	3	UCLA
52	Eligwe, Ukeme	6-2	239	3	Georgia Southern
54	Evans, Rashaan	6-2	232	2	Alabama
57	Harris, Nigel	6-2	225	2	South Florida
41	Long Jr., David	5-11	227	R	West Virginia
59	Woodyard, Wesley	6-0	233	12	Kentucky

### #55 • ILB JAYON BROWN

[CLICK FOR COMPLETE BIO](#)

Linebacker **Jayon Brown** (6-0, 226) is in his third NFL season in 2019. He was selected by the Titans in the fifth round (155th overall) of the 2017 NFL Draft.

Brown played in all 16 games with nine starts in 2018. He finished second on the defense with 107 tackles and six sacks, and his 18 quarterback pressures tied for the second-highest total on the team. He added six tackles for loss, seven passes defended, two forced fumbles and one fumble recovery. He was one of only six NFL linebackers with at least six sacks, one interception, one forced fumble and one fumble recovery during the season.

As a rookie, Brown appeared in all 16 regular season games and both postseason games as the team's nickel linebacker. He registered 67 tackles, which tied for the 10th-highest total by a "Titans era" rookie (1999–present) and ranked fifth among the team's rookie linebackers in that span. His statistics also included 1.5 sacks, two tackles for loss, six quarterback pressures, four passes defended and one fumble recovery. He added five tackles in the playoffs.

In four seasons at UCLA (2013-16), Brown appeared in 49 games with 21 starts and totaled 220 tackles, three sacks, nine tackles for loss, three interceptions, 15 passes defended, one forced fumble and four fumble recoveries. He started 21 games over his final two seasons and totaled nine games with double-digit tackles.

As a senior in 2016, he earned first-team All-Pac-12 honors after leading the Bruins with 119 tackles, which tied for 16th on the all-time school single-season list. He added 2.5 sacks, seven tackles for loss, three interceptions, 23 passes defended and two fumble recoveries.

Brown is a native of Long Beach, Calif.

**2019 Preseason Notes:**

- **At Philadelphia (8/8)**, recorded one tackle.

**Brown's 2019 Preseason Statistics:**

Year	GP	GS	Tackle	Sack	TFL	QBP	Int	PD	FF	FR
2019	1	1	1	0.0	0	0	0	0	0	0

**Brown's Career Regular Season Statistics:**

Year	GP	GS	Tackle	Sack	TFL	QBP	Int	PD	FF	FR
2017	16	0	67	1.5	2	6	0	4	0	1
2018	16	9	107	6.0	6	18	0	7	2	1
<b>Totals</b>	<b>31</b>	<b>9</b>	<b>174</b>	<b>7.5</b>	<b>8</b>	<b>24</b>	<b>0</b>	<b>11</b>	<b>2</b>	<b>2</b>

**Brown's Career Postseason Statistics:**

Year	GP	GS	Tackle	Sack	TFL	QBP	Int	PD	FF	FR
2017	2	0	5	0.0	0	0	0	1	0	0

**Brown's NFL Regular Season Single-Game Highs:**

- Tackles** - 11 (Twice, last at Buffalo, 10/7/18)
- Sacks** - 1 (Six times, last vs. New York Jets, 12/2/18)
- Interceptions** - 1 vs. Indianapolis (12/30/18)
- Pass Defended** - 2 (Twice, last vs. Indianapolis, 12/30/18)
- Forced Fumbles** - 1 (Twice, last vs. Indianapolis, 12/30/18)
- Fumble Recoveries** - 1 (Twice, last vs. Indianapolis, 12/30/18)

**Brown's NFL Playoff Single-Game Highs:**

- Tackles** - 3 at Kansas City (1/6/18)

## BROWN IN ELITE GROUP IN 2018

**Jayon Brown** emerged in 2018 as one of the top playmakers on the Titans defense. He was one of only six NFL linebackers during the season to accumulate at least six sacks, one interception, one forced fumble and one opponent fumble recovery, joining Denver's **Von Miller**, Chicago's **Khalil Mack**, Kansas City's **Justin Houston**, Indianapolis' **Darius Leonard** and Buffalo's **Lorenzo Alexander**.

**NFL linebackers in 2018 with at least six sacks, one interception, one forced fumble and one opponent fumble recovery:**

Player	Team	Sacks	Int	Forced Fum	Opp Fum Rec
Von Miller	Denver Broncos	14.5	1	4	3
Khalil Mack	Chicago Bears	12.5	1	6	2
Justin Houston	Kansas City Chiefs	9.0	1	5	3
Darius Leonard	Indianapolis Colts	7.0	2	4	2
Lorenzo Alexander	Buffalo Bills	6.5	2	2	1
<b>Jayon Brown</b>	<b>Tennessee Titans</b>	<b>6.0</b>	<b>1</b>	<b>2</b>	<b>1</b>

## SACKS AMONG YOUNG NFL LINEBACKERS

Inside linebacker **Jayon Brown** was one of the Titans' top pass rushers in 2018, his second NFL season. He finished second on the team with six sacks and also tied for second place on the defense with 18 quarterback pressures.

Brown was one of the NFL's top pass rushers among young linebackers. Counting both inside and outside linebackers in their rookie, first or second seasons, only three players ranked ahead of Brown in sacks—Pittsburgh Steelers 3-4 outside linebacker **T.J. Watt** (13.0), Denver Broncos 3-4 outside linebacker **Bradley Chubb** (12.0) and Indianapolis Colts 4-3 outside linebacker **Darius Leonard** (7.0). Brown tied with Detroit Lions 4-3 middle linebacker **Jarrad Davis** (6.0).

**Most sacks in 2018 among rookie, first- or second-year linebackers:**

Player	Team	Position	Year	Sacks
1. T.J. Watt	Pittsburgh Steelers	OLB	2	13.0
2. Bradley Chubb	Denver Broncos	OLB	R	12.0
3. Darius Leonard	Indianapolis Colts	OLB	R	7.0
4. <b>Jayon Brown</b>	<b>Tennessee Titans</b>	<b>ILB</b>	<b>2</b>	<b>6.0</b>
Jarrad Davis	Detroit Lions	MLB	2	6.0
6. Roquan Smith	Chicago Bears	ILB	R	5.0
7. <b>Harold Landry</b>	<b>Tennessee Titans</b>	<b>OLB</b>	<b>R</b>	<b>4.5</b>
Genard Avery	Cleveland Browns	OLB	R	4.5
9. Lorenzo Carter	New York Giants	OLB	R	4.0
Haason Reddick	Arizona Cardinals	OLB	2	4.0



## #54 • ILB RASHAAN EVANS

[CLICK FOR COMPLETE BIO](#)

Linebacker **Rashaan Evans** (6-2, 232) is in his second NFL season in 2019. He was selected by the Titans with the 22nd pick in the first round of the 2018 NFL Draft. The Titans traded up from the 25th spot in order to take the former Alabama standout.

In his first NFL season, Evans overcame an injury that kept him out of the preseason. He played in 15 games during the regular season with seven starts at inside linebacker and totaled 63 tackles, six quarterback pressures, two tackles for loss and three passes defended.

In four seasons with the Crimson Tide (2014–2017), Evans appeared in 53 games with 14 starts and totaled 152 tackles, 15.0 sacks, 23.5 tackles for loss, five passes defended, 19 quarterback hurries, two forced fumbles and two fumble recoveries. During his four years there, he appeared in three CFP National Championship contests with two victories.

As a senior in 2017, Evans started 12 games and tied for the team lead with 74 tackles. He led the Crimson Tide with 13 tackles for loss despite missing a pair of games due to injury and also posted seven quarterback hurries, six sacks, three passes defended, one forced fumble and one fumble recovery.

Following his senior campaign, he was named a first-team All-American by the AFCA, earned first-team All-SEC honors from Associated Press and second-team All-SEC honors from the conference coaches.

Evans is a native of Auburn, Ala.

**2019 Preseason Notes:**

- **At Philadelphia (8/8)**, recorded a tackle for loss in the first quarter.

**Evans' 2019 Preseason Statistics:**

Year	GP	GS	Tackle	Sack	TFL	QBP	Int	PD	FF	FR
2019	1	1	1	0.0	1	0	0	0	0	0

**Evans' 2018/Career Statistics:**

Year	GP	GS	Tackle	Sack	TFL	QBP	Int	PD	FF	FR
2018	15	7	63	0.0	2	6	0	3	0	0

**Evans' Regular Season Single-Game Highs:**

**Tackles** - 9 vs. Baltimore (10/14/18)



## #59 • ILB WESLEY WOODYARD

[CLICK FOR COMPLETE BIO](#)

Linebacker **Wesley Woodyard** (6-0, 233) is in his 12th NFL season and his sixth campaign with the Titans in 2019. He was signed as an unrestricted free agent on March 14, 2014.

Woodyard was named a team captain by his teammates in 2018 for the fifth time as a member of the Titans and for the 11th time in his career. He led the team with 124 tackles in 14 games (14 starts), posting the third-best tackle total of his career, and he tied for third on the squad with 4.5 sacks. He added 12 quarterback pressures, seven tackles for loss, two passes defended and one fumble recovery.

In 2017, he enjoyed one of the best seasons of his career. He set career highs with 172 tackles, 17 tackles for loss, 15 quarterback pressures and two fumble recoveries and also had five sacks, which fell a half-sack short of his career benchmark (5.5 in 2012). In addition to setting a career high, Woodyard's 2017 tackle tally was one of the best marks by a defender in the franchise's "Titans era" (1999–present). In that time, his 172 tackles rank second to linebacker **Keith Bulluck's** 180 tackles in 2002.

In 2015, he recorded 12 starts, finished second on the team with 110 tackles and ranked third on the squad with five sacks. He added nine quarterback pressures, seven tackles for loss, three passes defended, a forced fumble, a fumble recovery and six special teams tackles.

In 2014, Woodyard's totals in his first season with the Titans included 16 starts and a career-high 134 tackles, which led the team.

Woodyard joined the Titans after spending the first six years of his career with the Denver Broncos. He appeared in 87 regular-season games with 40 starts. For his Broncos career, he totaled 396 tackles, eight sacks, five interceptions, six forced fumbles and one fumble recovery.

As the middle linebacker from 2012-13, Woodyard started 24 total games and registered 197 tackles, seven sacks, four interceptions and three forced fumbles.

In 2012, Woodyard led the Broncos with a career-high 114 tackles. He ranked second on the squad in both 2013 (83) and 2011 (87).

Also in 2012, he was the only NFL player to record at least 100 tackles, five sacks and three interceptions. He was only the 12th NFL player to accomplish the feat over a 30-year span.

The LaGrange, Ga., native entered the NFL as an undrafted free agent out of the University of Kentucky. He earned first-team All-SEC honors during each of his final two seasons with the Wildcats.

**2019 Preseason Notes:**

- **At Philadelphia (8/8)**, recorded a pair of tackles.

**Woodyard's 2019 Preseason Statistics:**

Year	Team	GP	GS	Tackle	Sack	TFL	QBP	Int	PD	FF	FR
2019	Ten	1	0	2	0.0	0	0	0	0	0	0

**Woodyard's Career Regular Season Statistics:**

Year	Team	GP	GS	Tackle	Sack	TFL	QBP	Int	PD	FF	FR
2008	Den	16	6	54	0.0	NA	NA	0	1	1	0
2009	Den	16	0	35	0.0	NA	NA	1	2	1	0
2010	Den	11	3	23	1.0	NA	NA	0	0	0	0
2011	Den	15	7	87	0.0	NA	NA	0	2	2	0
2012	Den	15	14	114	5.5	NA	NA	3	6	1	1
2013	Den	14	10	83	1.5	NA	NA	1	4	1	0
2014	Ten	16	16	134	2.5	8	9	2	4	0	0
2015	Ten	16	12	110	5.0	7	9	0	3	1	1
2016	Ten	16	10	88	2.0	7	8	1	6	0	0
2017	Ten	16	16	172	5.0	17	15	0	5	0	2
2018	Ten	14	14	124	4.5	7	12	0	2	0	1
<b>Totals</b>		<b>165</b>	<b>108</b>	<b>1,024</b>	<b>27.0</b>	<b>NA</b>	<b>NA</b>	<b>8</b>	<b>35</b>	<b>7</b>	<b>5</b>

**Woodyard's Career Postseason Statistics:**

Year	Team	GP	GS	Tackle	Sack	TFL	QBP	Int	PD	FF	FR
2011	Den	2	0	0	0.0	NA	NA	0	0	0	0
2012	Den	1	1	7	0.0	NA	NA	0	0	0	0
2013	Den	3	0	7	0.0	NA	NA	0	0	0	0
2017	Ten	2	2	10	0.0	1	1	0	0	0	0
<b>Totals</b>		<b>8</b>	<b>3</b>	<b>24</b>	<b>0.0</b>	<b>NA</b>	<b>NA</b>	<b>0</b>	<b>0</b>	<b>0</b>	<b>0</b>



#### Woodyard's Regular Season Single-Game Highs:

**Tackles** - 20 vs. Baltimore (11/5/17)

**Sacks** - 1.5 (Twice, last vs. New England, 11/11/18)

**Interceptions** - 1 (Eight times, last at Chicago, 11/27/16)

**Forced Fumble** - 1 (Seven times, last at Cleveland, 9/20/15)

**Fumble Recovery** - 1 (Four times, last vs. L.A. Rams, 12/24/17)

**Passes Defensed** - 3 at Chicago (11/27/16)

#### Woodyard's Playoff Single-Game Highs:

**Tackles** - 8 at Kansas City (1/6/18)

**Sacks** - 0.5 at Kansas City (1/6/18)

## 2017 & 2018 TITANS TACKLE LEADERS

Linebacker **Wesley Woodyard** finished first among Titans defenders with 124 tackles in 2018. It was the fourth time in five seasons in Tennessee he hit the 100-tackle mark.

#### Titans tackle leaders in 2018 (by total tackles):

Player	Pos	Total	Solo	Assist
1. <b>Wesley Woodyard</b>	ILB	124	85	39
2. Jayon Brown	ILB	107	76	31
3. Kevin Byard	S	96	64	32
4. Logan Ryan	CB	85	54	31
5. Jurrell Casey	DT	72	46	26
6. Kenny Vaccaro	S	70	45	25
7. Adoree' Jackson	CB	69	62	7
8. Rashaan Evans	ILB	63	42	21
9. Malcolm Butler	CB	56	49	7
10. Harold Landry III	OLB	46	26	20

In 2017, Woodyard finished first among Titans defenders with a career-high 172 tackles.

#### Titans tackle leaders in 2017 (by total tackles):

Player	Pos	Total	Solo	Assist
1. <b>Wesley Woodyard</b>	ILB	172	104	68
2. Avery Williamson	ILB	125	70	55
3. Kevin Byard	S	87	64	23
4. Logan Ryan	CB	73	54	19
5. Jurrell Casey	DT	72	60	12
6. Adoree' Jackson	CB	67	58	9
Jayon Brown	ILB	67	42	25
8. Johnathan Cyprien	S	65	46	19
9. Brian Orakpo	OLB	60	39	21
10. Erik Walden	OLB	44	29	15

## SINGLE-SEASON TACKLE LEADERS SINCE '99

Inside linebacker **Wesley Woodyard's** 2017 campaign was one of the best of his 10-year NFL career and one of the finest by any player in a Tennessee Titans uniform. His regular season totals included 172 tackles (104 solo, 68 assists), five sacks, 17 tackles for loss, 15 quarterback pressures and two fumble recoveries—all career highs except for sacks, which fell a half-sack short of his career benchmark (5.5 in 2012).

In addition to a career high, Woodyard's tackle tally was one of the best marks by a defender in the franchise's "Titans era" (1999–present). In that time, his 172 tackles rank second to linebacker **Keith Bulluck's** 180 tackles in 2002.

The published tackle statistics are taken from the Titans coaches' film review and can differ from "press box statistics."

#### Most tackles in a season by a Titans player, 1999-2017 (tackle statistics from coaches' film review):

Player	Season	Total Tackles
1. Keith Bulluck	2002	180
2. <b>Wesley Woodyard</b>	2017	172
3. Keith Bulluck	2004	171
Keith Bulluck	2003	171
5. Stephen Tulloch	2010	169
Randall Godfrey	2000	169
7. Keith Bulluck	2006	161
8. Michael Griffin	2010	153
9. Keith Bulluck	2005	150
10. Avery Williamson	2016	149

## 20 TACKLES IN A GAME

Against the Baltimore Ravens on Nov. 5, 2017, **Wesley Woodyard** was credited with 20 tackles, as determined by the defensive coaching staff's film review\*. He had 13 solo stops and seven assists.

In the "Titans era" (since 1999), Woodyard became the team's first player to record 20 tackles in a game. Previously, former linebackers **Brad Kassell** (Jan. 2, 2005 vs. Detroit) and **Keith Bulluck** (Sept. 28, 2003 at Pittsburgh) shared the distinction of having the most tackles in a single game during the Titans era with 19 each.

Prior to Woodyard's performance in 2017, the last Titans player to have as many as 16 tackles in a game was **Avery Williamson** against the Carolina Panthers on Nov. 15, 2015. At the time, Williamson was only the ninth player to record 16 tackles in a game, and he was the first to accomplish the feat since **Michael Griffin** had 18 total stops at San Diego on Sept. 16, 2012.

#### Most total tackles in a game by a Titans defender, 1999–present (all totals from coaches' film review):

Player	Date	Opponent	Total Tackles*
1. <b>Wesley Woodyard</b>	Nov. 5, 2017	Baltimore	20
2. Brad Kassell	Jan. 2, 2005	Detroit	19
Keith Bulluck	Sept. 28, 2003	at Pittsburgh	19
4. Michael Griffin	Sept. 16, 2012	at San Diego	18
Jordan Babineaux	Oct. 23, 2011	Houston	18
6. Stephen Tulloch	Dec. 5, 2010	Jacksonville	17
Peter Sirmon	Dec. 7, 2003	Indianapolis	17
8. Kevin Byard	Dec. 22, 2018	Washington	16
Avery Williamson	Nov. 15, 2015	Carolina	16
Keith Bulluck	Oct. 5, 2003	at New England	16
Keith Bulluck	Oct. 27, 2002	at Cincinnati	16

\* Tackle statistics compiled by coaches often differ from press box tallies from the same game.



## MORE TITANS INSIDE LINEBACKERS

### 53 - ILB DAREN BATES (5-11, 225, 7th Year, Auburn)

- **Daren Bates** was signed by the Titans as an unrestricted free agent in the 2017 offseason.
- He was named a team captain (special teams) for the first time in his career prior to the 2018 campaign. He played in all 16 games and finished second on the squad with 10 special teams tackles. Additionally, he contributed six tackles as a reserve linebacker.
- In 2017, Bates set a career high and ranked second on the team with 16 special teams tackles. He added two stops on special teams during the postseason.
- The 5-foot-11 inch, 225-pounder appeared in all 16 games with one start for the Oakland Raiders during the 2016 season, playing primarily on special teams.
- Bates was originally signed by the St. Louis Rams as an undrafted free agent following the 2013 NFL Draft.
- The Memphis, Tenn., native appeared in 49 games at linebacker and safety over four seasons at Auburn.

### 52 - ILB UKEME ELIGWE (6-2, 239, 3rd Year, Georgia Southern)

- **Ukeme Eligwe** (pronounced oo-KAM-ay ee-LEAGUE-way) was signed by the Titans as a free agent on Aug. 10, 2019.
- Eligwe originally was a fifth-round pick by Kansas City in the 2017 NFL Draft.
- He arrived in Tennessee with 24 games of NFL experience, including 10 games with the New York Giants in 2018. He registered four tackles with the Giants.
- As a rookie with the Chiefs in 2017, he totaled three tackles and one sack in 14 games (one start).
- A native of Stone Mountain, Ga., Eligwe started his college career at Florida State, before finishing his eligibility at Georgia Southern. In one season at Georgia Southern, he totaled 104 tackles, 11 tackles for loss and three forced fumbles.

### 57 - ILB NIGEL HARRIS (6-2, 225, 2nd Year, South Florida)

- **Nigel Harris** spent nine games on the Titans practice squad before being promoted to the 53-man roster on Dec. 20, 2018.
- In 2018, he appeared in two games on special teams for the Titans. After spending training camp with the Tampa Bay Buccaneers, he served two weeks on the practice squad with the Arizona Cardinals before joining the Titans.
- Harris entered the NFL as an undrafted free agent with the Los Angeles Chargers in 2017. He played in eight total games as a rookie, including five contests with the Chargers, two for the New York Giants and one for the Buccaneers. His 2017 statistics included nine tackles and three special teams stops.
- During his collegiate career at South Florida, Harris played in 47 games and tallied 232 tackles, 27 tackles for loss, eight forced fumbles, 5.5 sacks, three fumble recoveries and three interceptions.
- He is a native of Tampa, Fla.

### 41 - ILB DAVID LONG JR. (5-11, 227, Rookie, West Virginia)

- **David Long Jr.** was selected by the Titans in the sixth round (188th overall) of the 2019 NFL Draft.
- In three seasons at West Virginia (2016-18), Long played in 34 games with 31 starts and totaled 252 tackles, 14 sacks, and 40 tackles for loss. His career tackles for loss tied for third place on West Virginia's all-time list.
- In his final campaign at West Virginia in 2018, he tied the single-season program record with 19 tackles for loss.
- Long is a native of Cincinnati, Ohio.



## OUTSIDE LINEBACKERS

No.	Name	Ht	Wt	Exp	College
44	Correa, Kamalei	6-3	241	4	Boise State
56	Finch, Sharif	6-4	250	2	Temple
48	Folston, James	6-4	250	R	Pittsburgh
58	Landry III, Harold	6-2	252	2	Boston College
45	Lewis, LaTroy	6-3	255	1	Tennessee
50	Roberson, Derick	6-3	250	R	Sam Houston State
91	Wake, Cameron	6-3	263	11	Penn State
42	Walker, D'Andre (IR)	6-2	251	R	Georgia

## #56 • OLB SHARIF FINCH

[CLICK FOR COMPLETE BIO](#)



**Sharif Finch** (6-4, 250) is in his second NFL season in 2019. He was signed by the Titans as a rookie free agent on May 11, 2018.

As a rookie, he appeared in 15 games and totaled 22 tackles, 1.5 sacks, two quarterback pressures, two tackles for loss, two forced fumbles and one fumble recovery. Additionally, he ranked fifth on the team with seven special teams tackles.

Finch's 206 defensive snaps (including penalty snaps) ranked third among all undrafted rookie linebackers in 2018, and his defensive snap count also topped all other Titans undrafted rookies going back to 2005. Sean Conover owned the mark from 2005–2017 with 189 defensive snaps in 2006.

A native of Henrico, Va., Finch appeared in 53 games with 25 starts over five seasons at Temple. His career numbers included 144 total tackles, 32.0 tackles for loss, 14.5 sacks, two interceptions for 91 yards and a score, five forced fumbles and four fumble recoveries with one touchdown. Additionally, he became the NCAA leader for career punt blocks with five. His 53 games played tied for first place in program history.

As a fifth-year senior in 2017, his team-leading 8.5 sacks set a single-season career high, and he earned Second Team All-American Athletic Conference and ECAC first-team All-East recognition.

### 2019 Preseason Notes:

- **At Philadelphia (8/8)**, started at outside linebacker and contributed one tackle for loss in the second quarter.

### Finch's 2019 Preseason Statistics:

Year	GP	GS	Tackle	Sack	TFL	QBP	Int	PD	FF	FR
2019	1	1	1	0.0	1	0	0	0	0	0

### Finch's 2018/Career Statistics:

Year	GP	GS	Tackle	Sack	TFL	QBP	Int	PD	FF	FR
2018	15	0	22	1.5	2	2	0	0	2	1

### Finch's Regular Season Single-Game Highs:

**Tackles** - 3 (Twice, last vs. New England, 11/11/18)

**Sacks** - 1 vs. Philadelphia (9/30/18)

**Forced Fumble** - 1 (Twice, last vs. Jacksonville, 12/6/18)

**Fumble Recovery** - 1 vs. Jacksonville (12/6/18)



## #58 • OLB HAROLD LANDRY III

[CLICK FOR COMPLETE BIO](#)

Outside linebacker **Harold Landry III** (6-2, 252) is in his second NFL season. He was selected by the Titans in the second round (41st overall) of the 2018 NFL Draft. The Titans traded up 16 spots in the second round (57 to 41) in order to take the former Boston College standout.

As a rookie in 2018, he played in 15 games with three starts. His 4.5 sacks tied for third place on the team, and he also tied for second on the defense with 18 quarterback pressures. He added 46 tackles, two tackles for loss, two passes defended and one forced fumble.

In 46 career games playing defensive end for Boston College, Landry totaled 160 tackles, 26 sacks, 47.5 tackles for loss, seven passes defended, 10 forced fumbles, one fumble recovery and one interception. His 26 career sacks were exceeded in school history by only Mathias Kiwanuka (37.5 from 2002-05).

As a senior in 2017, Landry played and started eight games before a season-ending ankle injury ended his year. He finished second on the team with five sacks and totaled 38 tackles, 8.5 tackles for loss and two passes defended.

In 2016, Landry set the school's single-season record with 16.5 sacks, which led the nation. He added seven forced fumbles, which also led the country, while his 22 tackles for loss ranked fifth nationally and ranked second all-time for the Eagles. His numerous honors included Walter Camp second-team All-America, AP second-team All-America and second-team All-ACC by the Atlantic Coast Sports Media Association and the league's head coaches.

He is a native of Spring Lake, N.C.

**2019 Preseason Notes:**

➤ **At Philadelphia (8/8)**, did not play.

**Landry's 2019 Preseason Statistics:**

Year	GP	GS	Tackle	Sack	TFL	QBP	Int	PD	FF	FR
2019	0	0	0	0.0	0	0	0	0	0	0

**Landry's 2018/Career Statistics:**

Year	GP	GS	Tackle	Sack	TFL	QBP	Int	PD	FF	FR
2018	15	3	46	4.5	2	18	0	2	1	0

**Landry's Regular Season Single-Game Highs:**

**Tackles** - 6 (Twice, last vs. New York Jets, 12/2/18)  
**Sacks** - 1 (Four times, last vs. Indianapolis, 12/30/18)  
**Quarterback Pressures** - 9 at N.Y. Giants (12/16/18)  
**Forced Fumbles** - 1 vs. Philadelphia (9/30/18)



Originally signed by the New York Giants as an undrafted free agent in 2005, Wake played for the Canadian Football League's B.C. Lions in 2007 and 2008 and was named the CFL Defensive Player of the Year both seasons. He then joined the Dolphins as a free agent in 2009.

A native of Hyattsville, Md., Wake was a four-year letterman at Penn State, where he totaled 191 tackles and 8.5 sacks as a linebacker and defensive end.

**2019 Preseason Notes:**

➤ **At Philadelphia (8/8)**, did not play.

**Wake's 2019 Preseason Statistics:**

Year	Team	GP	GS	Tackle	Sack	TFL	QBP	Int	PD	FF	FR
2019	Ten	0	0	0	0.0	0	0	0	0	0	0

**Wake's Career Regular Season Statistics:**

Year	Team	GP	GS	Tackle	Sack	TFL	QBP	Int	PD	FF	FR
2009	Mia	14	1	11	5.5	6	9	0	1	1	0
2010	Mia	16	16	57	14.0	21	26	0	4	3	0
2011	Mia	16	14	42	8.5	15	27	0	2	0	0
2012	Mia	16	16	53	15.0	13	33	0	1	3	0
2013	Mia	15	15	37	8.5	8	21	0	0	2	1
2014	Mia	16	16	38	11.5	8	22	0	3	3	1
2015	Mia	7	7	9	7.0	3	7	0	1	4	0
2016	Mia	16	11	29	11.5	6	24	1	2	5	0
2017	Mia	16	16	36	10.5	12	27	0	0	0	0
2018	Mia	14	14	36	6.0	5	17	0	1	1	0
<b>NFL Totals</b>		<b>146</b>	<b>126</b>	<b>348</b>	<b>98.0</b>	<b>97</b>	<b>213</b>	<b>1</b>	<b>15</b>	<b>22</b>	<b>2</b>

**Wake's Career Postseason Statistics:**

Year	Team	GP	GS	Tackle	Sack	TFL	QBP	Int	PD	FF	FR
2016	Mia	1	1	6	0.0	0	0	0	0	0	0

**Wake's Regular Season Single-Game Highs:**

**Tackles** - 8 at Baltimore (11/7/10)  
**Sacks** - 4.5 at Arizona (9/30/12)  
**Interceptions** - 1 at N.Y. Jets (12/17/16)  
**Forced Fumble** - 2 (Four times, last vs. N.Y. Jets, 11/6/16)  
**Fumble Recovery** - 1 (Twice, last at Chicago, 10/19/14)  
**Passes Defended** - 2 at Buffalo (9/12/10)

**Wake's Playoff Single-Game Highs:**

**Tackles** - 6 at Pittsburgh (1/8/17)

## #91 • OLB CAMERON WAKE

[CLICK FOR COMPLETE BIO](#)

Outside linebacker **Cameron Wake** (6-3, 263) is in his 11th NFL season and his first campaign with the Titans in 2019. He was signed as an unrestricted free agent from the Miami Dolphins on March 15, 2019.

In 10 seasons with the Dolphins, Wake totaled 98 sacks to rank second in franchise history. He is a five-time Pro Bowl selection (2010, 2012, 2013, 2014 and 2016) and a four-time Associated Press All-Pro (first team 2010 and 2012; second team 2014 and 2016).

Only Pro Football Hall of Famer Jason Taylor (131) has more sacks in Dolphins history than Wake. From 2009 through 2018, Wake's 98 sacks tied Von Miller for the highest total in the NFL, and entering 2019, only Terrell Suggs (132.5) had more sacks among all active players.

Additionally, Wake ranked second in the NFL with 213 total quarterback hits from 2009–2018, trailing only J.J. Watt (244).

In 146 career games in Miami (126 starts), Wake's totals also included 348 tackles, one interception, 15 passes defended, 22 forced fumbles and two fumble recoveries. The durable veteran experienced only one season (2015) in which he missed more than two games due to injury.

In 2018, Wake played and started in 14 games and contributed six sacks, 36 tackles, one pass defended and one forced fumble.



## MORE TITANS OUTSIDE LINEBACKERS

**44 - OLB KAMALEI CORREA (6-3, 241, 4th Year, Boise State)**

➤ Outside linebacker **Kamalei Correa** (pronounced KAH-mah-lay corr-A-uh; 6-3, 241) was acquired by the Titans in a trade with the Baltimore Ravens on Aug. 28, 2018. The Titans sent a sixth-round pick to the Ravens in the deal.

➤ Correa played in 13 games in 2018 and set career highs with four starts, 27 tackles, 3.5 sacks, five quarterback pressures, four tackles for loss and one forced fumble (tied).

➤ Correa was a second-round selection (42nd overall) by the Ravens in the 2016 NFL Draft. Over his first two years in the NFL, he played in 25 games, including four starts, and totaled 11 tackles, one forced fumble and eight special teams stops.

## MORE TITANS OUTSIDE LINEBACKERS

- In 2017, Correa appeared in all 16 games with three starts for the Ravens, recording eight tackles and one pass defended.
- As a rookie in 2016, he played in nine games with one start. He posted three tackles, one pass defended and one forced fumble for the league's seventh ranked defense before finishing the campaign on injured reserve (ribs).
- An all-conference performer at Boise State, he totaled 27 starts and 40 games over his three-year college career. His statistics with the Broncos included 110 career tackles, 20 sacks, 31.5 tackles for loss and five forced fumbles.
- A native of Honolulu, Hawaii, he was a high school teammate with Titans quarterback Marcus Mariota at the Saint Louis School.

### 48 - OLB JAMES FOLSTON (6-4, 250, Rookie, Pittsburgh)

- James Folston was signed by the Titans as a free agent on Aug. 12, 2019.
- Folston originally entered the NFL as an undrafted free agent with the Arizona Cardinals following the 2019 NFL Draft.
- A native of Cocoa, Fla., he was a four-year letterman at the University of Pittsburgh (2015-18). He totaled 43 games played, 47 tackles, two sacks and a blocked punt as a defensive end for the Panthers.
- As a senior in 2018, he played in all 14 games with one start and totaled 15 tackles.
- His father, James Folston Sr., spent eight years as a linebacker in the NFL, including five years with the Los Angeles/Oakland Raiders (1994-98) and three with the Arizona Cardinals (1999-2001).

### 45 - OLB LaTROY LEWIS (6-3, 255, 1st Year, Tennessee)

- Outside linebacker LaTroy Lewis was promoted by the Titans from the practice squad on Dec. 24, 2018. He originally joined the club's practice squad on Oct. 2. He did not play in a game in 2018.
- Lewis entered the NFL with the Oakland Raiders as an undrafted free agent in 2017. He was waived following his first training camp and was signed to the Houston Texans practice squad. He then joined the Texans active roster and tallied three tackles, one sack, one quarterback hit and one tackle for loss in two games played. He was released by Houston at the end of 2018 training camp.
- The Akron, Ohio, native attended the University of Tennessee, where he played in 44 games with 10 starts. His collegiate totals included 77 tackles, 12 tackles for loss, 4.5 sacks and one forced fumble.
- As a senior with the Volunteers, he saw action in 12 games, recording four starts at defensive end and defensive tackle. He set career highs with 36 tackles, four tackles for loss, 2.5 sacks and one fumble recovery.

#### 2019 Preseason Notes:

- At Philadelphia (8/8), recorded two tackles.

### 50 - OLB DERICK ROBERSON (6-3, 250, Rookie, Sam Houston State)

- Outside linebacker Derick Roberson signed with the Titans as a rookie free agent on May 10, 2019.
- Roberson appeared in 32 games with 20 starts over three seasons at Sam Houston State (2016-18) and totaled 123 tackles, 23 sacks, eight passes defended, one interception and seven forced fumbles.
- Transferred to Sam Houston State from Texas where he played one season as a redshirt freshman. He saw action in 10 contests at Texas and registered six tackles, two sacks and one forced fumble.
- He is a native of San Antonio, Texas.

#### 2019 Preseason Notes:

- At Philadelphia (8/8), posted one tackle.

### 42 - OLB D'ANDRE WALKER (6-2, 251, Rookie, Georgia)

- D'Andre Walker was selected by the Titans in the fifth round (168th overall) of the 2019 NFL Draft.
- During a four-year career at Georgia (2015-18), Walker appeared in 54 games with 13 starts and totaled 113 tackles, 13.5 sacks, 27.5 tackles for loss, four passes defended, five forced fumbles, one fumble recovery and two blocked punts.
- Walker accumulated 7.5 sacks in 13 games as a senior in 2018.
- He is a native of College Park, Ga.

#### 2019 Preseason Notes:

- Placed on injured reserve on Aug. 10, 2019.



## TITANS CORNERBACKS

No.	Name	Ht	Wt	Exp	College
21	Butler, Malcolm	5-11	190	6	West Alabama
20	Durden, Kenneth	6-1	180	2	Youngstown State
25	Jackson, Adoree'	5-11	185	3	Southern California
38	Jordan, Mike	6-1	200	2	Missouri Western
46	Kalu, Joshua	6-0	203	1	Nebraska
32	Orr, Kareem	5-11	195	R	Chattanooga
28	Payne, D'Andre	5-10	188	R	Iowa State
26	Ryan, Logan	5-11	195	7	Rutgers
36	Sims, LeShaun	6-0	203	4	Southern Utah
23	Smith, Tye	6-0	195	4	Towson

## #21 • CB MALCOLM BUTLER

[CLICK FOR COMPLETE BIO](#)



Cornerback **Malcolm Butler** (5-11, 190) is in his sixth NFL season and his second campaign with the Titans in 2019. He was signed by the Titans as an unrestricted free agent on March 16, 2018.

Butler led the Titans with 13 passes defended in his first season as a Titan and was second on the team with three interceptions, which included an interception return for a touchdown. He added 56 tackles, one sack, one quarterback pressure, three tackles for loss and one forced fumble in 16 games (11 starts).

Prior to his arrival in Tennessee, Butler spent the first four seasons of his career with the New England Patriots. During his time in New England, he appeared in 59 career regular season games with 48 starts and amassed 204 tackles, eight interceptions, 47 passes defended, four forced fumbles and two fumble recoveries.

Butler appeared in 11 career playoff games with seven starts with the Patriots. He started all three postseason contests on the Patriots' run to the Super Bowl LI title in 2016 and made the crucial, game-winning interception at the goal line in New England's Super Bowl XLIX victory over the Seattle Seahawks to conclude the 2014 campaign.

In 2017, he played in all 16 games during the regular season with 15 starts and amassed 60 tackles, two interceptions, a sack, 12 passes defended and three forced fumbles. He saw action in all three postseason games (two starts) and posted four tackles.

In 2016, Butler earned his second consecutive Pro Bowl invitation and was named Associated Press second-team All-Pro after starting all 16 regular season games and recording 63 tackles, one sack, a career-high four interceptions and 17 passes defended.

As a rookie free agent in 2014, Butler was involved in one of the most memorable plays in Super Bowl history. With 26 seconds remaining against





the Seattle Seahawks in Super Bowl XLIX, he intercepted a pass intended for Ricardo Lockette at the goal line, preventing a go-ahead touchdown by the Seahawks and sealing New England's championship victory.

The Vicksburg, Miss., native was originally signed by the New England Patriots on May 19, 2014, following two seasons at the University of West Alabama, where he was a two-time first team All-Gulf South Conference selection at cornerback. He transferred to West Alabama from Hinds (Miss.) Community College.

#### 2019 Preseason Notes:

➤ **At Philadelphia (8/8)**, started at cornerback.

#### Butler's 2019 Preseason Statistics:

Year	Team	GP	GS	Tackle	Sack	TFL	QBP	Int	PD	FF	FR
2019	Ten	1	1	0	0.0	0	0	0	0	0	0

#### Butler's Career Regular Season Statistics:

Year	Team	GP	GS	Tackle	Sack	TFL	QBP	Int	PD	FF	FR
2014	NE	11	1	14	0.0	NA	NA	0	3	0	0
2015	NE	16	16	67	0.0	NA	NA	2	15	0	0
2016	NE	16	16	63	1.0	NA	NA	4	17	1	2
2017	NE	16	15	60	1.0	NA	NA	2	12	3	0
2018	Ten	16	11	56	1.0	3	1	3	13	1	0
<b>Totals</b>		<b>75</b>	<b>59</b>	<b>260</b>	<b>3.0</b>	<b>NA</b>	<b>NA</b>	<b>11</b>	<b>60</b>	<b>5</b>	<b>2</b>

#### Butler's Career Postseason Statistics:

Year	Team	GP	GS	Tackle	Sack	TFL	QBP	Int	PD	FF	FR
2014	NE	3	0	4	0.0	NA	NA	1	3	0	0
2015	NE	2	2	12	0.0	NA	NA	0	3	0	0
2016	NE	3	3	11	0.0	NA	NA	0	1	0	0
2017	NE	3	2	10	0.0	NA	NA	0	1	0	0
<b>Totals</b>		<b>11</b>	<b>7</b>	<b>37</b>	<b>0.0</b>	<b>NA</b>	<b>NA</b>	<b>1</b>	<b>8</b>	<b>0</b>	<b>0</b>

#### Butler's Regular Season Single-Game Highs:

**Tackles** - 9 (Twice, last vs. Seattle 11/13/16)

**Interceptions** - 2 vs. N.Y. Jets (12/24/16)

**Sacks** - 1 (Twice, last vs. Buffalo 12/24/17)

**Passes Defensed** - 4 vs. Cincinnati (10/16/16)

**Forced Fumble** - 1 (Five times, last vs. Philadelphia, 9/30/18)

**Fumble Recoveries** - 1 (Twice, last vs. N.Y. Jets 12/24/16)

#### Butler's Playoff Single-Game Highs:

**Tackles** - 7 at Denver (1/24/15)

**Interceptions** - 1 vs. Seattle (2/1/15)

**Interception Long** - 3 vs. Seattle (2/1/15)

**Passes Defensed** - 3 vs. Seattle (2/1/15)

## #25 • CB ADOREE' JACKSON

[CLICK FOR COMPLETE BIO](#)

Cornerback **Adoree' Jackson** (5-11, 185) is in his third NFL season in 2019. He was selected by the Titans with the 18th overall pick in the first round of the 2017 NFL Draft.

In 2018, Jackson appeared in all 16 games for the second consecutive season with 13 starts. He set single-season career highs with 69 tackles and two interceptions. His 11 passes defensed ranked second on the squad, and he added one quarterback pressure and three tackles for loss. He also handled the team's punt return duties, averaging 9.3 yards on 16 returns.

In 2017, Jackson was the first rookie cornerback for the team in the "Titans era" (1999–present) to record 16 starts. His 1,260 total plays (1,017 defensive snaps, 231 special teams snaps and 12 offensive snaps) ranked second in the NFL among all players behind only Arizona Cardinals safety **Tyrann Mathieu** (1,261).

Jackson's rookie defensive totals included a team-high 23 passes defensed, 67 tackles, four tackles for loss, one quarterback pressures and three forced fumbles (tied for team lead). He ranked fifth in the NFL with 290 punt return yards (34 returns), ranked sixth in the NFL with a 23.1-yard kickoff return average (25 returns), and finished sixth with 868 combined kickoff return and punt return yards. He added 55 yards on five rushing attempts.

In three seasons at Southern California, Jackson appeared in 39 games with 36 starts. Although he was a starter at cornerback, he was a



three-way threat, contributing as a returner and on offense. He scored 15 total touchdowns during his career in four different ways: via reception (6), interception (1), punt return (4) and kickoff return (4).

Jackson's career defensive totals with the Trojans included 139 tackles, 29 passes defensed, six interceptions, six stops for loss, three fumble recoveries and two forced fumbles.

As a return specialist, Jackson notched 79 kickoff returns for 2,141 yards with four touchdowns and 46 punt returns for 578 yards with four touchdowns. He tied two NCAA records with his eight career touchdowns on kick/punt returns and nine touchdowns on all runbacks. He also set Southern California career records for kickoff returns and kickoff return yards.

As a junior in 2016, Jackson was awarded the Jim Thorpe Award as the nation's top defensive back. Additionally, he was a consensus All-American, the 2016 Pac-12 Defensive Player of the Year, a team captain and the team MVP (the first Trojan to repeat as team MVP since 2004-05), and he earned first-team All-Pac-12 honors at two different positions (defensive back and return specialist). He started all 13 games at cornerback and led the team with five interceptions, 11 passes defensed and two fumble recoveries. He scored twice on kickoff returns, twice on punt returns and once on offense.

A native of East St. Louis, Ill., Jackson also made his name as a world-class track athlete. He was a long jumper and sprinter on USC's track team in 2015 and 2016, winning the Pac-12 outdoor long jump title both years (and placing second in the Pac-12 100 meters in 2016) and earning All-American status both years after twice placing fifth in the NCAA long jump. He also placed 10th in the long jump in the U.S. Olympic Trials.

#### 2019 Preseason Notes:

➤ **At Philadelphia (8/8)**, recorded two passes defensed and a 10-yard punt return.

#### Jackson's 2019 Preseason Statistics:

Year	Team	GP	GS	Tackle	Sack	TFL	QBP	Int	PD	FF	FR
2019	Ten	1	1	0	0.0	0	0	0	2	0	0

#### Jackson's 2019 Preseason Punt/Kickoff Return Statistics:

Year	Team	PR	Yds	Avg	Lg	TD	KR	Yds	Avg	Lg	TD
2019	Ten	1	10	10.0	10	0	0	0	-	-	0

#### Jackson's Career Regular Season Defensive Statistics:

Year	Team	GP	GS	Tackle	Sack	TFL	QBP	Int	PD	FF	FR
2017	Ten	16	16	67	0.0	4	1	0	23	3	0
2018	Ten	16	13	69	0.0	3	1	2	11	0	0
<b>Totals</b>		<b>32</b>	<b>29</b>	<b>136</b>	<b>0.0</b>	<b>7</b>	<b>2</b>	<b>2</b>	<b>34</b>	<b>3</b>	<b>0</b>

#### Jackson's Career Regular Season Punt/Kickoff Return Statistics:

Year	Team	PR	Yds	Avg	Lg	TD	KR	Yds	Avg	Lg	TD
2017	Ten	34	290	8.5	46	0	25	578	23.1	57	0
2018	Ten	16	148	9.3	26	0	0	0	0.0	0	0
<b>Totals</b>		<b>50</b>	<b>438</b>	<b>8.8</b>	<b>46</b>	<b>0</b>	<b>25</b>	<b>578</b>	<b>23.1</b>	<b>57</b>	<b>0</b>





Jackson's Career Postseason Defensive Statistics:

Year	Team	GP	GS	Tackle	Sack	TFL	QBP	Int	PD	FF	FR
2017	Ten	2	2	7	0.0	0	0	0	3	0	0

Jackson's Career Postseason Punt/Kickoff Return Statistics:

Year	Team	PR	Yds	Avg	Lg	TD	KR	Yds	Avg	Lg	TD
2017	Ten	4	18	4.5	13	0	6	126	21.0	25	0

## Jackson's NFL Regular Season Single-Game Highs:

**Tackles** - 9 at Pittsburgh (11/16/17)  
**Interceptions** - 1 (Twice, last at Buffalo, 10/7/18)  
**Pass Defensed** - 4 vs. Baltimore (11/5/17)  
**Punt returns** - 5 vs. Seattle (9/24/17)  
**Punt return yards** - 55 at Jacksonville (9/17/17)  
**Long punt return** - 46 at Jacksonville (9/17/17)  
**Kickoff returns** - 5 at Pittsburgh (11/16/17)  
**Kickoff return yards** - 109 vs. L.A. Rams (12/24/17)  
**Long kickoff return** - 57 vs. L.A. Rams (12/24/17)

## Jackson's NFL Playoff Single-Game Highs:

**Tackles** - 4 at Kansas City (1/6/18)  
**Pass Defensed** - 2 at New England (1/13/18)  
**Punt returns** - 3 at Kansas City (1/6/18)  
**Punt return yards** - 18 at Kansas City (1/6/18)  
**Long punt return** - 13 at Kansas City (1/6/18)  
**Kickoff returns** - 4 at New England (1/13/18)  
**Kickoff return yards** - 83 at New England (1/13/18)  
**Long kickoff return** - 25 at New England (1/13/18)

## MOST TOTAL SNAPS IN 2017

Cornerback **Adoree' Jackson** was on the field more than any other Titans player and almost more than every other NFL player in 2017. He was the first rookie cornerback for the team in the "Titans era" (1999–present) to start all 16 games in the regular season, and he and Buffalo's **Tre'Davious White** were only NFL rookie cornerbacks to record 16 starts in 2017.

Jackson played 1,017 defensive snaps while also serving as the team's primary returner and even lining up on offense occasionally. His 231 special teams snaps and 12 offensive snaps brought his season total to 1,260 total plays.

The only NFL player in 2017 to participate in more plays than Jackson was Arizona Cardinals safety **Tyrann Mathieu**, who recorded 1,261 snaps—1,046 on defense and 215 on special teams. The next-closest rookie behind Jackson was New York Jets safety **Jamal Adams**, who was on the field for 1,205 total plays.

Second-year safety **Kevin Byard** ranked second on the Titans with 1,153 total snaps in 2017.

## NFL players with the most total snaps in 2017\*:

Player	Team	Pos	Off Snaps	Def Snaps	SpT Snaps	Total Snaps*
1. Tyrann Mathieu	Ari	S	0	1,046	215	1,261
2. Adoree' Jackson	Ten	CB	12	1,017	231	1,260
3. Demario Davis	NYJ	LB	0	1,110	116	1,226
Shaquille Mason	NE	OL	1,133	0	93	1,226
5. Joe Thuney	NE	OL	1,131	0	91	1,222
6. Joe Schobert	Cle	LB	0	1,065	142	1,207
7. Jamal Adams	NYJ	S	0	1,094	111	1,205
8. Nate Solder	NE	OT	1,112	0	92	1,204
9. Robert Alford	Atl	CB	1	1,038	162	1,201
10. Eddie Jackson	Chi	DB	0	1,054	130	1,184

\* Does not include plays nullified by penalties

## #26 • CB LOGAN RYAN

[CLICK FOR COMPLETE BIO](#)


Cornerback **Logan Ryan** (5-11, 195) is in his seventh NFL season and his third campaign with the Titans in 2019. He was signed by the Titans as an unrestricted free agent on March 11, 2017.

Ryan's 2018 season came to an early conclusion after he suffered a season-ending leg injury on Dec. 16 at the New York Giants. He was placed on injured reserve two days later. Prior to the injury, he played and started in 14 games and collected 85 tackles, a career-high four sacks, one tackle for loss, one quarterback pressure and eight passes defensed. At the time of his injury, his four sacks were tied (Minnesota's **Mackensie Alexander**) for the NFL lead among cornerbacks.

Ryan set a career high in 2017 with 15 starts during the regular season and totaled 73 tackles, 14 passes defensed, two quarterback pressures, two tackles for loss and one forced fumble. He added 12 tackles, one pass defensed and one tackle for loss in two postseason starts.

Ryan spent his first four NFL seasons in New England, where he was a contributor to two Super Bowl titles. He played in 64 games with the Patriots, including 40 starts, and totaled 13 interceptions, 41 passes defensed, 251 tackles, two sacks and three forced fumbles. His 13 interceptions from 2013–2016 ranked seventh among NFL corners.

In 2016, Ryan led the Patriots in tackles (92), also adding two interceptions, 11 passes defensed and one sack as part of a defense that was ranked first in points allowed and eighth in yards allowed.

In 2013, he played all 16 regular season games with seven starts as a rookie. He led all NFL rookies and tied for the AFC lead with a career-high five interceptions.

A native of Voorhees, N.J., Ryan was a third-round pick by the Patriots in the 2013 NFL Draft following a four-year career at Rutgers. As a cornerback for the Scarlet Knights, he started 27 games and earned All-Big East honors as a junior and senior.

## 2019 Preseason Notes:

➤ **At Philadelphia (8/8)**, recorded one tackle.

## Ryan's 2019 Preseason Statistics:

Year	Team	GP	GS	Tackle	Sack	TFL	QBP	Int	PD	FF	FR
2019	Ten	1	1	1	0.0	0	0	0	0	0	0

Ryan's Career Regular Season Statistics:

Year	Team	GP	GS	Tackle	Sack	TFL	QBP	Int	PD	FF	FR
2013	NE	16	7	41	1.5	NA	NA	5	10	1	0
2014	NE	16	6	36	0.0	NA	NA	2	6	1	0
2015	NE	16	14	82	0.0	NA	NA	4	14	0	0
2016	NE	16	13	92	1.0	NA	NA	2	11	1	0
2017	Ten	15	15	73	0.0	2	2	0	14	1	0
2018	Ten	14	14	85	4.0	1	1	0	8	0	0
<b>Totals</b>		<b>93</b>	<b>69</b>	<b>409</b>	<b>6.5</b>	<b>NA</b>	<b>NA</b>	<b>13</b>	<b>63</b>	<b>4</b>	<b>0</b>

Ryan's Career Postseason Statistics:

Year	Team	GP	GS	Tackle	Sack	TFL	QBP	Int	PD	FF	FR
2013	NE	2	0	12	0.0	NA	NA	0	0	0	0
2014	NE	3	0	4	0.0	NA	NA	0	1	1	0
2015	NE	2	2	14	0.0	NA	NA	0	1	0	0
2016	NE	3	3	22	1.0	NA	NA	1	4	0	0
2017	Ten	2	2	10	0.0	1	0	0	1	0	0
<b>Totals</b>		<b>12</b>	<b>7</b>	<b>62</b>	<b>1.0</b>	<b>NA</b>	<b>NA</b>	<b>1</b>	<b>7</b>	<b>1</b>	<b>0</b>

## Ryan's Regular Season Single-Game Highs:

**Tackles** - 17 vs. Buffalo (10/2/16)  
**Interceptions** - 2 at Baltimore (12/22/13)  
**Interception Long** - 79t at N.Y. Jets (10/20/13)  
**Sacks** - 1.5 vs. Miami (10/27/13)  
**Passes Defensed** - 4 at Denver (11/29/15)  
**Forced Fumble** - 1 (Four times, last vs. Oakland, 9/10/17)

**Ryan's Playoff Single-Game Highs:****Tackles** - 9 (Three times, last at New England, 1/13/18)**Interceptions** - 1 vs. Houston (1/14/17)**Interception Long** - 23 vs. Houston (1/14/17)**Sacks** - 1 (Twice, last vs. Houston, 9/16/18)**Passes Defensed** - 3 vs. Houston (1/14/17)**Forced Fumble** - 1 vs. Baltimore (1/10/14)**MORE TITANS CORNERBACKS****20 - CB KENNETH DURDEN (6-1, 180, 2nd Year, Youngstown State)**

➤ **Kenneth Durden** was signed by the Titans as a free agent on Aug. 11, 2018. He spent a total of 10 games on the 53-man roster before serving on the practice squad for two games. He was promoted back to the 53-man roster on Dec. 18.

➤ He appeared in five total games as a reserve in 2018.

➤ Durden was originally signed by the Oakland Raiders as an undrafted free agent following the 2016 NFL Draft and spent the entire season on their practice squad. He spent four weeks of the 2017 season on the Titans practice squad and spent one month of the 2018 offseason with the New York Giants.

➤ A native of Valdosta, Ga., Durden ended his college career with two seasons at Youngstown State after spending his first two collegiate seasons at South Florida.

➤ During his 30-game college career, Durden started 11 games and recorded 64 tackles, two interceptions, 11 passes defensed, one forced fumble and one fumble recovery.

**2019 Preseason Notes:**

➤ **At Philadelphia (8/8)**, recorded one tackle and a forced fumble on a punt return, but the ball was recovered by the Eagles.

**38 - DB MIKE JORDAN (6-1, 200, 2nd Year, Missouri Western)**

➤ **Mike Jordan** was originally signed by the Titans to the team's practice squad on Nov. 13, 2018.

➤ Jordan arrived in Tennessee with 22 games of NFL experience, including three starts. He originally signed as a rookie free agent with the Los Angeles Rams in 2016 and as a rookie totaled a career-high 20 tackles, two passes defensed and one fumble recovery in five games with two starts.

➤ He also has spent time with the Cleveland Browns in 2017, appearing in 15 games with one start. He tallied 17 tackles, three passes defensed and six special teams stops. Jordan also spent time with the New York Giants and saw action in two contests in 2018.

➤ In four seasons at Missouri Western (2012-15), he appeared in 46 games and notched 193 tackles, two forced fumbles, one fumble recovery, 16 interceptions and 47 passes defensed. Jordan's 16 interceptions ranked second-most in school history.

➤ He is a native of St. Louis, Mo.

**2019 Preseason Notes:**

➤ **At Philadelphia (8/8)**, posted one tackle.

**46 - DB JOSHUA KALU (6-0, 203, 1st Year, Nebraska)**

➤ **Joshua Kalu** was originally signed by the Titans as an undrafted free agent on May 11, 2018. He spent the first 11 games of his rookie season on the practice squad before being elevated to the 53-man roster on Dec. 1, 2018.

➤ He totaled four tackles on special teams in five games in 2018.

➤ Kalu played in 48 games with 37 starts at cornerback and safety over four seasons at Nebraska. He totaled 215 tackles, two sacks, 27 passes defensed, seven interceptions for 78 yards and a score, three forced fumbles and one fumble recovery. His 27 passes defensed tied for seventh in Cornhusker history. His 215 career tackles ranked fifth all-time among Nebraska defensive backs and among the top 30 overall tacklers in Cornhusker history.

➤ As a senior in 2017, Kalu started nine games at safety and missed three contests due to injury. He finished with 47 tackles, two interceptions for 32 yards, six passes defensed and one forced fumble. He was named to the Academic All-Big Ten list.

➤ He is a native of Houston, Texas.

**2019 Preseason Notes:**

➤ **At Philadelphia (8/8)**, posted one tackle.

**32 - CB KAREEM ORR (5-11, 195, Rookie, Chattanooga)**

➤ **Kareem Orr** was signed by the Titans as a rookie free agent on May 13, 2019 following a tryout during rookie minicamp.

➤ Orr ended his college career with two seasons at Chattanooga after spending his first two collegiate seasons at Arizona State

➤ He totaled 81 tackles, six tackles for loss, five interceptions, 13 passes defensed, one forced fumble and three fumble recoveries in his two seasons at Chattanooga (2017-18).

➤ In 2015, he was a consensus Freshman All-American at Arizona State. He set the program's record and finished seventh nationally in interceptions with seven.

➤ He is a native of Chattanooga, Tenn.

**28 - CB D'ANDRE PAYNE (5-10, 188, Rookie, Iowa State)**

➤ **D'Andre Payne** was signed by the Titans as a rookie free agent on May 13, 2019 following a tryout during rookie minicamp.

➤ In three seasons at Iowa State (2016-18), Payne appeared in 34 games with 31 starts and totaled 130 tackles, 13 tackles for loss, one sack, two interceptions, 16 passes defensed, one forced fumble and one fumble recovery.

➤ He played his freshman season at Tennessee (2014) before transferring to Arizona Western Community College, where he redshirted, before transferring to Iowa State. As a Volunteer, Payne notched four tackles in eight games.

➤ He is a native of Washington, D.C.

**36 - CB LeSHAUN SIMS (6-0, 203, 4th Year, Southern Utah)**

➤ **LeShaun Sims** was selected by the Titans in the fifth round (157th overall) of the 2016 NFL Draft. The Titans traded up in the fifth round of the draft to secure Sims, dealing sixth-round choices in 2016 and 2017 to the Denver Broncos and getting a fifth-rounder (Reed) and a seventh-round pick in return.

➤ Sims played in all 16 games in 2018 with a pair of starts. His totals included 21 tackles, one quarterback pressure, one tackle for loss and six stops on special teams.

➤ Sims' second NFL season came to a premature end. He was placed on injured reserve on Dec. 22, 2017 after suffering a hamstring injury during the practice week. His season totals included 33 tackles, one tackle for loss, one interception, five passes defensed, one forced fumble and seven special teams tackles in 13 games (five starts).

➤ As a rookie, Sims appeared in 13 games, including starts in the final two weeks of the season. He registered 18 tackles, one tackle for loss, one interception and six passes defensed. He added six stops and two fumble recoveries on special teams.

➤ In four seasons at Southern Utah, he appeared in 47 total games with 46 starts, including starts in every game during his final three seasons. His career totals included 220 tackles, eight interceptions, 27 passes defensed, one forced fumble, five fumble recoveries and four tackles for loss.

➤ He is a native of Las Vegas, Nev.

**2019 Preseason Notes:**

➤ **At Philadelphia (8/8)**, recorded a six-yard sack on Eagles quarterback Nate Sudfeld in the first quarter. He totaled two tackles and added a stop on special teams.

**23 - CB TYE SMITH (6-0, 195, 4th Year, Towson)**

➤ **Tye Smith** was signed by the Titans as a free agent during the 2017 offseason.

➤ He was placed on injured reserve on July 31, 2018 after suffering an injury during training camp.

➤ In 2017, he appeared in 15 games with one start during the regular season and registered one interception, 11 tackles on defense and eight stops on special teams. In the playoffs, he started both games and contributed five tackles and one pass defensed.

➤ The 6-foot, 195-pounder spent the 2016 season as a member of the Seattle Seahawks and Washington Redskins practice squads.

➤ The Raleigh, N.C., native was originally selected by the Seattle Seahawks in the fifth round (170th overall) of the 2015 NFL Draft. He appeared in four games as a rookie for Seattle.

➤ He played four years at Towson, where he recorded five career interceptions and earned AP FCS All-America honors.

**2019 Preseason Notes:**

➤ **At Philadelphia (8/8)**, forced a fumble late in the second quarter. The ball was recovered by Isaiah Mack to give the Titans their first takeaway of the preseason. He led the Titans defense with four total tackles.



## TITANS SAFETIES

No.	Name	Ht	Wt	Exp	College
31	Byard, Kevin	5-11	212	4	Middle Tennessee State
29	Cruikshank, Dane	6-1	209	2	Arizona
37	Hooker, Amani	5-11	210	R	Iowa
47	Tillery, JoJo	5-11	205	R	Wofford
24	Vaccaro, Kenny	6-0	214	7	Texas
30	Wiley, LaDarius	6-1	210	R	Vanderbilt

### #31 • S KEVIN BYARD

[CLICK FOR COMPLETE BIO](#)



Safety **Kevin Byard** (5-11, 212) is in his fourth NFL season in 2019. He was selected by the Titans in the third round (64th overall) of the 2016 NFL Draft.

From 2017 through 2018, no NFL player had more interceptions than Byard, who had 12. His 2018 totals included a team-leading four interceptions, 10 passes defended, 96 tackles and two sacks in 16 games (all starts). He also completed a touchdown pass on a memorable fake punt to help defeat the Houston Texans (Sept. 16).

Byard experienced a breakthrough second-year season in 2017. He was named to the Pro Bowl and earned first-team Associated Press All-Pro honors after tying Detroit's **Darius Slay** for the NFL lead with eight interceptions. He added a pair of fumble recoveries to pace the league with 10 total takeaways.

Byard's 2017 numbers also included 87 tackles, three quarterback pressures, four tackles for loss and 18 passes defended. In two playoff starts, he led the club with 16 tackles.

As a rookie in 2016, Byard played in every game, starting the final seven contests at free safety. His 63 tackles were the most by a Titans rookie safety since **Tank Williams'** 69 tackles in 2002. Byard added one sack, three quarterback pressures, five tackles for loss (third on the team) and four passes defended. He also ranked second on the squad with 10 special teams tackles.

During a four-year career at Middle Tennessee State University, he appeared in 49 games and notched 46 starts at safety while becoming one of the most prolific defenders in school history. He set school records with 19 career interceptions, 377 interception return yards and four interception returns for touchdowns, and he finished sixth in MTSU history with 312 career tackles. In total, he had a hand in 25 turnovers (19 interceptions, five forced fumbles and one fumble recovery) during his career and added 17 career passes defended and five tackles for loss. He was twice named first-team All-Conference USA.

As a senior in 2015, Byard appeared in 12 games with nine starts as a permanent team captain and was named first-team All-Conference USA for the second consecutive year. He ranked fourth on the team with 66 tackles and led the squad with four interceptions and six additional pass breakups.

The Lithonia, Ga., native set a career high in college with six interceptions as a junior and forced two fumbles the same season.

#### 2019 Preseason Notes:

➤ **At Philadelphia (8/8)**, recorded one tackle.

#### Byard's 2019 Preseason Statistics:

Year	Team	GP	GS	Tackle	Sack	TFL	QBP	Int	PD	FF	FR
2019	Ten	1	1	1	0.0	0	0	0	0	0	0

#### Byard's Career Regular Season Statistics:

Year	GP	GS	Tackle	Sack	TFL	QBP	Int	PD	FF	FR
2016	16	7	63	1.0	5	3	0	4	0	0
2017	16	16	87	0.0	4	3	8	18	0	2
2018	16	16	96	2.0	0	4	4	10	0	0
<b>Totals</b>	<b>48</b>	<b>39</b>	<b>246</b>	<b>3.0</b>	<b>9</b>	<b>10</b>	<b>12</b>	<b>32</b>	<b>0</b>	<b>2</b>



#### Byard's Career Postseason Statistics:

Year	GP	GS	Tackle	Sack	TFL	QBP	Int	PD	FF	FR
2017	2	2	16	0.0	0	0	0	0	0	0

#### Byard's Regular Season Single-Game Highs:

**Tackles** - 16 vs. Washington (12/22/18)

**Sacks** - 1 (Three times, last at N.Y. Giants, 12/16/18)

**Tackles For Loss** - 2 (Twice, last at Miami, 10/8/17)

**Interceptions** - 3 at Cleveland (10/22/17)

**Passes Defended** - 3 (Twice, vs. Baltimore, 11/5/17)

#### Byard's Playoff Single-Game Highs:

**Tackles** - 10 at New England (1/13/18)

### MOST INTERCEPTIONS FROM 2017-2018

Since the beginning of the 2017 campaign, Titans safety **Kevin Byard** leads the NFL lead with 12 interceptions. Miami cornerback **Xavien Howard** (11) and Detroit cornerback **Darius Slay** (11) are tied for second place with 11 interceptions in that time period.

#### Most interceptions from 2017-2018:

Player	Position	Interceptions
1. <b>Kevin Byard</b>	<b>S</b>	<b>12</b>
2. <b>Darius Slay</b>	CB	11
<b>Xavien Howard</b>	CB	11
4. <b>Kyle Fuller</b>	DB	9
5. <b>D.J. Swearinger</b>	S	8
<b>Duron Harmon</b>	DB	8
<b>Eddie Jackson</b>	DB	8
<b>Harrison Smith</b>	S	8
<b>Tre Boston</b>	S	8
<b>Marcus Peters</b>	CB	8

### 2017 NFL INTERCEPTION LEADERS

Titans second-year safety **Kevin Byard** tied for the NFL lead with eight interceptions in 2017. He shared the top of the leaderboard with Detroit Lions cornerback **Darius Slay**.

#### Most interceptions in 2017:

Player	Team	Position	Interceptions
1. <b>Kevin Byard</b>	<b>Tennessee</b>	<b>S</b>	<b>8</b>
<b>Darius Slay</b>	Detroit	CB	8
3. <b>Eric Weddle</b>	Baltimore	S	6
<b>A.J. Bouye</b>	Jacksonville	CB	6
5. <b>Micah Hyde</b>	Buffalo	S	5
<b>Jordan Poyer</b>	Buffalo	S	5
<b>Antoine Bethea</b>	Arizona	S	5
<b>Marcus Peters</b>	Kansas City	CB	5
<b>Marshon Lattimore</b>	New Orleans	CB	5
<b>Tre Boston</b>	LA Chargers	S	5
<b>Harrison Smith</b>	Minnesota	S	5



## INTERCEPTIONS IN A SEASON, TEAM HISTORY

**Kevin Byard** recorded a team-high eight interceptions in 2017. His total tied for seventh in franchise history and was the highest by any franchise player since Oilers cornerback **Rishard Johnson** picked off eight passes in 1990.

### Most interceptions in a season, franchise history:

Player	Season	Position	Interceptions
1. Mike Reinfeldt	1979	S	12
Fred Glick	1963	S	12
3. Miller Farr	1967	CB	10
4. Ken Houston	1971	S	9
W.K. Hicks	1965	CB	9
Jim Norton	1961	S	9
7. <b>Kevin Byard</b>	<b>2017</b>	<b>S</b>	<b>8</b>
Richard Johnson	1990	CB	8
Pete Jaquess	1964	CB	8
Jim Norton	1962	S	8
Tony Banfield	1961	CB	8

## 2017 TAKEAWAY LEADERS

**Kevin Byard** tied for the NFL interception lead in 2017. His eight interceptions matched Detroit cornerback **Darius Slay's** total for the most in the league.

Additionally, Byard recorded two fumble recoveries on defense. His 10 total defensive takeaways were the most in the NFL.

Slay ranked second with nine takeaways, while Kansas City cornerback **Marcus Peters** tied Baltimore safety **Eric Weddle** for third place with seven takeaways.

### Most total defensive takeaways in 2017:

Player	Team	Interceptions	Def. Fumble Recoveries	Total Takeaways
1. <b>Kevin Byard</b>	<b>Ten</b>	<b>8</b>	<b>2</b>	<b>10</b>
2. Darius Slay	DeT	8	1	9
3. Marcus Peters	KC	5	2	7
Eric Weddle	Bal	6	1	7
5. A.J. Bouye	Jax	6	0	6
Jordan Poyer	Buf	5	1	6
Casey Hayward	LAC	4	2	6
Tre'Davious White	Buf	4	2	6
9. (14 tied)				5

## INTERCEPTIONS IN A GAME, TEAM HISTORY

With three interceptions at Cleveland on Oct. 22, 2017, safety **Kevin Byard** tied a franchise record and became the ninth player in franchise history to record three interceptions in a regular season game.

Byard became the first NFL player in 2017 to record three interceptions in a game and the first NFL player to do so since Philadelphia Eagles safety **Kurt Coleman** at Washington on Oct. 16, 2011. He was the first Titans player to record three interceptions in a game since linebacker **Keith Bulluck** accomplished the feat at New Orleans on Monday night, Sept. 24, 2007.

### Most interceptions in a game, franchise history:

Player (Pos)	Date	Opp	Int	Yds	Avg	TD
1. <b>Kevin Byard (S)</b>	<b>10/22/17</b>	<b>Cle</b>	<b>3</b>	<b>60</b>	<b>20.0</b>	<b>0</b>
Keith Bulluck (LB)	9/24/07	NO	3	51	17.0	0
Samari Rolle (CB)	12/26/99	Jac	3	66	22.0	0
Marcus Robertson (S)	11/21/93	Cle	3	69	23.0	0
Willie Alexander (CB)	11/14/71	Oak	3	40	13.3	0
Ken Houston (S)	10/24/71	Pit	3	28	9.3	0
Miller Farr (CB)	10/15/67	NYJ	3	128	42.7	1
W.K. Hicks (CB)	10/31/65	Buf	3	50	16.7	0
Jim Norton (S)	12/2/62	Den	3	22	7.3	0

## PLAYERS WITH INTERCEPTION & TD PASS

In a victory over the Houston Texans on Sept. 16, 2018, **Kevin Byard** completed a 66-yard touchdown pass to defensive back **Dane Cruikshank**.

Byard became the first defensive player in franchise history to record a touchdown pass, while Cruikshank became the first defensive player in team annals to record a touchdown reception. Additionally, Byard's touchdown pass was the longest by a defensive player in the Super Bowl era. The previous long was held by Los Angeles Rams defensive back **Ed Meador**, who had an 18-yard touchdown pass at Atlanta on Nov. 19, 1967.

Byard, who tied for the NFL lead in 2017 with eight interceptions, also became only the fifth player in the Super Bowl era to throw at least one touchdown pass and record at least one career interception.

### NFL players in the Super Bowl era (1966–present) with at least one career interception and one career touchdown pass:

Player	NFL Seasons	Career Pass TDs	Career Interceptions
<b>Kevin Byard</b>	<b>2016–2018</b>	<b>1</b>	<b>8</b>
Randy Moss	1998–2012	2	1
Tom Myers	1972–1981	1	36
Eddie Meador	1966*–1970	1	26
Paul Krause	1966*–1979	1	63

\* Meador played from 1959–1970; Krause played from 1964–1979

## FIVE INTERCEPTIONS IN TWO GAMES

On Oct. 22, 2017 at Cleveland, Titans safety **Kevin Byard** registered three interceptions. The following game, on Nov. 5, 2017 against Baltimore, Byard tallied two interceptions to become the first player in franchise history to record five interceptions in a two-game span.

Prior to Byard, the last NFL player to accomplish the feat was Washington Redskins cornerback **DeAngelo Hall** in 2010. On Oct. 24, 2010, Hall intercepted four passes at Chicago, and seven days later at Detroit, Hall picked off another pass.

Byard became only the fifth player since the 1970 AFL-NFL merger with five interceptions over two games. In addition to Byard and Hall, the others were Patriots cornerback **Mike Haynes** in 1976, Packers cornerback **Willie Buchanon** in 1978 and Chiefs cornerback **Albert Lewis** in 1985.

### Most interceptions in a two-game span, 1970–2017:

Player	Team	Season	Interceptions in Two Games
1. <b>Kevin Byard</b>	<b>Ten</b>	<b>2017</b>	<b>5</b>
DeAngelo Hall	Was	2010	5
Albert Lewis	KC	1985	5
Willie Buchanon	GB	1978	5
Mike Haynes	NE	1976	5



## #24 • S KENNY VACCARO

[CLICK FOR COMPLETE BIO](#)

Safety **Kenny Vaccaro** (6-0, 214) is in his sixth NFL season and his second campaign with the Titans in 2019. He was signed as a free agent on Aug. 4, 2018.

Vaccaro recorded 13 starts in 13 games during his first year in Tennessee. He finished with 70 tackles, two sacks, three quarterback pressures, four tackles for loss, one interception and five passes defended.

Vaccaro (6-0, 214) joined the Titans after five years as a starter with the New Orleans Saints. In 68 career games with 67 starts in New Orleans, he totaled 482 tackles, eight interceptions, 7.5 sacks, five forced fumbles and three fumble recoveries.

In 2017, Vaccaro started 12 games at strong safety and recorded three interceptions, seven passes defended, 60 tackles, 1.5 sacks and one fumble recovery. He tallied three total interceptions in a three-game stretch from Weeks 3-6. He missed four total games due to injury, including spending the final two weeks of the campaign on injured reserve.

In 2016, Vaccaro started 11 games at strong safety and totaled 80 tackles (56 solo), one sack, six passes defended, two forced fumbles, one fumble recovery, two interceptions and a special teams stop.

Vaccaro was named to the PFWA and Bleacher Report All-Rookie teams in 2013, and in 2014 he won the Jim Finks Good Guy Award for cooperation with the New Orleans media.

The Brownwood, Texas, native was selected by the Saints in the first round (15th overall) of the 2013 NFL Draft.

During his time at the University of Texas, Vaccaro appeared in 51 games with 32 starts and totaled 264 tackles and five interceptions. He earned first-team All-American honors as a senior and All-Big 12 first-team recognition from league coaches in each of his final two years. The versatile defender played four different positions including both safety spots for the Longhorns.

**2019 Preseason Notes:**

- **At Philadelphia (8/8)**, tallied one tackle and one pass defended.

**Vaccaro's 2019 Preseason Statistics:**

Year	Team	GP	GS	Tackle	Sack	TFL	QBP	Int	PD	FF	FR
2019	Ten	1	1	1	0.0	0	0	0	1	0	0

**Vaccaro's Career Regular Season Statistics:**

Year	Team	GP	GS	Tackle	Sack	TFL	QBP	Int	PD	FF	FR
2013	NO	14	14	93	1.0	NA	NA	1	6	1	0
2014	NO	15	14	113	1.0	NA	NA	2	5	0	0
2015	NO	16	16	136	3.0	NA	NA	0	5	2	1
2016	NO	11	11	80	1.0	NA	NA	2	6	2	1
2017	NO	12	12	60	1.5	NA	NA	3	7	0	1
2018	Ten	13	13	70	2.0	4	3	1	5	0	0
<b>Totals</b>		<b>81</b>	<b>80</b>	<b>552</b>	<b>9.5</b>	<b>NA</b>	<b>NA</b>	<b>9</b>	<b>34</b>	<b>5</b>	<b>3</b>

**Vaccaro's Career Postseason Statistics:**

Year	Team	GP	GS	Tackle	Sack	TFL	QBP	Int	PD	FF	FR
2013	NO	0	0								

**Vaccaro's Regular Season Single-Game Highs:**

**Tackles** - 16 (Twice, last at Houston, 11/29/15)  
**Interceptions** - 1 (Nine times, last at Miami, 9/9/18)  
**Sacks** - 2 vs. Jacksonville (12/27/15)  
**Forced Fumble** - 1 (Five times, last at San Francisco, 11/6/16)  
**Fumble Recovery** - 1 (Three times, last vs. Detroit, 10/15/17)  
**Passes Defensed** - 3 vs. Detroit (10/15/17)

**MORE TITANS SAFETIES****29 - DB DANE CRUIKSHANK (6-1, 209, 2nd Year, Arizona)**

➤ **Dane Cruikshank** was selected by the Titans in the fifth round (152nd overall) of the 2018 NFL Draft. The Titans traded up to select him by giving up a fifth-round pick (162nd overall) and a sixth-round pick (215th overall) to the Baltimore Ravens.

➤ As a rookie, Cruikshank appeared in 12 games and finished fourth on the team with eight special teams tackles. He added two tackles on defense, a 66-yard touchdown reception and a 39-yard kickoff return.

➤ Entering the NFL Draft, Cruikshank was coveted for his versatility, having played safety, and both inside and outside cornerback at the University of Arizona. He started all 25 games during his two seasons as a Wildcat, totaling 135 tackles, 1.5 sacks, seven tackles for loss, 17 passes defended, one forced fumble and intercepted five passes for 68 yards.

➤ As a senior in 2017, he started all 13 games after switching to spur safety from cornerback. He ranked fifth on the team with 75 tackles and also posted 1.5 sacks, 5.5 tackles for loss, eight passes defended, one forced fumble and three interceptions for 65 yards as a Wildcat. He was voted a captain by his teammates.

➤ Prior to attending Arizona, he played two seasons at Citrus College.

➤ He is a native of Chino Hills, Calif.

**2019 Preseason Notes:**

- **At Philadelphia (8/8)**, recorded one tackle.

**37 - DB AMANI HOOKER (5-11, 210, Rookie, Iowa)**

➤ **Amani Hooker** was selected by the Titans in the fourth round (116th overall) of the 2019 NFL Draft. The Titans traded up to select him by giving up a fourth-round pick (121st overall) and a fifth-round pick (157th overall) to the New York Jets.

➤ During a three-year career at Iowa (2016-18), Hooker played in 36 games with 19 starts and totaled 125 tackles, six interceptions, one sack, 3.5 tackles for loss and nine passes defended.

➤ As a junior (2018), Hooker received the Tatum-Woodson award, given to the best defensive back in the Big Ten.

➤ He is a native of Minneapolis, Minn.

**2019 Preseason Notes:**

- **At Philadelphia (8/8)**, ranked second on the squad with three tackles and added a stop on special teams.

**47 - S JOJO TILLERY (5-11, 205, Rookie, Wofford)**

➤ Safety **JoJo Tillery** signed with the Titans as a rookie free agent on May 10, 2019.

➤ Tillery appeared in 51 games with 27 starts over four seasons at Wofford (2015-18). He recorded 160 tackles, two sacks, 3.5 tackles for loss, 14 passes defended, four interceptions, two fumble recoveries and one forced fumble.

➤ He is a native of Chattanooga, Tenn.

**2019 Preseason Notes:**

- **At Philadelphia (8/8)**, recorded the Titans' first interception of the preseason, picking off a pass from Eagles quarterback Clayton Thorson in the fourth quarter. He picked up 24 yards on the return. He added a tackle on special teams.

**30 - S LaDARIUS WILEY (6-1, 210, Rookie, Vanderbilt)**

➤ Safety **LaDarius Wiley** signed by the Titans as a rookie free agent on May 13, 2019 following a tryout during rookie minicamp.

➤ Wiley appeared in 52 games with 32 starts in five seasons at Vanderbilt (2014-18). He tallied 255 tackles, six tackles for loss, two sacks, two interceptions, 14 passes defended, 14 forced fumbles and three fumble recoveries.

➤ His 32 career starts were the most of any active Vanderbilt defensive back at the conclusion of his senior season.

➤ Wiley departed the program as the Commodores' active career leader in tackles and forced fumbles.

➤ He is a native of Inglewood, Calif.





# TITANS SPECIALISTS

## KICKERS

No.	Name	Ht	Wt	Exp	College
4	Succop, Ryan	6-2	218	11	South Carolina

## PUNTERS

No.	Name	Ht	Wt	Exp	College
3	Barnard, Austin	6-3	207	2	Samford
6	Kern, Brett	6-2	214	12	Toledo

## LONG SNAPPERS

No.	Name	Ht	Wt	Exp	College
48	Brinkley, Beau	6-4	260	7	Missouri

## #48 • LS BEAU BRINKLEY

[CLICK FOR COMPLETE BIO](#)

Long snapper **Beau Brinkley** (6-4, 260) is in his eighth NFL season in 2019. He was signed by the Titans as an undrafted free agent on May 4, 2012.

In his first seven seasons, Brinkley never missed a game and handled all of the team's long snapping duties in that time period.

In 2018, he posted five special teams tackles and helped punter **Brett Kern** earn his second consecutive Pro Bowl appearance. Kicker **Ryan Succop** convert 26 of his 30 field goal attempts.

In 2017, Brinkley's efforts helped punter **Brett Kern** earn Pro Bowl and second-team Associated Press All-Pro honors while setting new franchise records for gross punting and net punting average.

In 2016, Brinkley helped **Ryan Succop** make 22 of his 24 field goal attempts, with the only misses coming from 51 and 58 yards. Succop's 91.7 percent rate ranked third in the NFL in 2016 behind only **Justin Tucker** (97.4) and **Matt Bryant** (91.9).

In 2014, he Brinkley tied for third on the team with a career-high 10 special teams tackles.

The Kearney, Mo., native spent four seasons as Missouri's long snapper after joining the team as a preferred walk-on. Appeared in 50 career games during his time at Missouri.

### Brinkley's 2019 Preseason Statistics:

Year	Team	GP	GS	Tackles	SpT
2019	Ten	1	0	0	

### Brinkley's Career Regular Season Statistics:

Year	Team	GP	GS	Tackles	SpT
2012	Ten	16	0	6	
2013	Ten	16	0	6	
2014	Ten	16	0	10	
2015	Ten	16	0	7	
2016	Ten	16	0	6	
2017	Ten	16	0	2	
2018	Ten	16	0	5	
<b>NFL Totals</b>		<b>112</b>	<b>0</b>	<b>42</b>	

### Brinkley's Career Postseason Statistics:

Year	Team	GP	GS	Tackles	SpT
2017	Ten	2	0	1	



## #6 • P BRETT KERN

[CLICK FOR COMPLETE BIO](#)



Punter **Brett Kern** (6-2, 214) is in his 12th NFL season and his 10th full campaign with the Titans in 2019. He was claimed off waivers by the Titans during the 2009 season.

During his time in Tennessee, Kern has placed his name at the top of most of the franchise's leaderboards at his position. At the end of the 2018 campaign, he ranked as the team's all-time career leader in gross punting average (45.8 yards) and net punting average (40.5). He punted 761 times in a Titans uniform from 2009–2018, second all-time for the franchise behind **Craig Hentrich's** 861 punts. Kern owns the top seven net punting seasons in franchise history and eight of the team's top 10 net punting seasons.

In 2018, Kern was named to the Pro Bowl for the second consecutive season. His 47.1-yard gross average ranked fifth in team history, and his 41.7-yard net average ranked second in team annals. He set a franchise record and recorded a career high with 39 of his 74 punts inside the 20-yard line. He finished the season with a career-long streak of 16 consecutive punts placed inside the 20, including every punt in the final three games of the season.

In 2017, Kern had arguably one of the best seasons by a punter in NFL history and was named to his first career Pro Bowl in addition to earning second-team Associated Press All-Pro honors. He punted 75 times for 3,728 yards with 28 punts placed inside the 20-yard line. His 44.6-yard net average broke his own team record and finished second in NFL history behind only Johnny Hekker's 46.0-yard net average in 2016. Kern's 49.7-yard gross average also broke his team mark and finished eighth in NFL history.

In 2016, Kern punted 77 times for a 44.2-yard gross average and a 38.6-yard net average. He placed 41.6 percent of his punts inside the opponent's 20-yard line (32 of 77), which ranked second in his career (42.2 in 2009).

In 2015, Kern continued his annual assault on the team's all-time punting records and accomplished a first-of-its-kind NFL feat, becoming the first punter in league history to record 80 or more punts, a net average of 40 yards, and one or zero touchbacks in a single season. His season totals included 88 punts (tied for fifth place in franchise history), a 47.4-yard gross average (second in franchise history), a 40.3 net average (third in franchise history), a career-high 34 punts inside the 20 (third in franchise history) and only one touchback (career low).

In 2014, Kern launched a career-high 88 total punts for a gross average of 46.8 yards and a net average of 40.8 yards, which broke his own single-season team record (40.4-yard net average in 2012).

Kern produced one of the best punting seasons in team history in 2012. He set franchise records with a gross punting average of 47.6 yards and a net punting average of 40.4 yards (he broke the mark in 2014).

Kern's 2011 statistics included 86 punts for a gross average of 43.6 yards. His net average of 39.4 yards set a then-career high and then-franchise record, narrowly beating out **Craig Hentrich's** previous franchise record of 39.2 net yards per punt in 1998.

Kern was claimed by the Titans off waivers from the Denver Broncos on Oct. 27, 2009. He spent the entire 2008 season and the first six games of 2009 campaign in Denver, totaling 73 punts and a 46.5-yard average in 22 games with the Broncos.





In 2008, Kern ranked fifth in the league with a 46.7-yard punting average that marked the third-best season total by a Bronco in club history. At the time, his punting average was the best in NFL history by a rookie. He was named to the All-Rookie team by Pro Football Weekly/PFWA and The *Sporting News*.

The Grand Island, N.Y., native was originally signed by the Broncos as a rookie free agent on April 28, 2008, following four seasons at the University of Toledo.

#### 2019 Preseason Notes:

➤ **At Philadelphia (8/8)**, averaged 48.0 yards (44.0 net yards) on three punts with one punt placed inside the 20.

#### Kern's 2019 Preseason Statistics:

Year	Team	GP	No	Blk	Yds	Avg	Lg	TB	In20	Net
2019	Ten	1	3	0	144	48.0	56	0	1	44.0

#### Kern's Career Regular Season Statistics:

Year	Team	GP	No	Blk	Yds	Avg	Lg	TB	In20	Net
2008	Den	16	46	0	2,150	46.7	64	4	13	37.8
2009	Den/Ten	16	64	0	2,910	45.5	67	10	27	38.5
2010	Ten	16	77	0	3,302	42.9	68	4	24	39.1
2011	Ten	16	86	0	3,747	43.6	64	7	31	39.4
2012	Ten	16	81	2	3,855	47.6	71	5	30	40.4
2013	Ten	16	78	1	3,386	43.4	63	2	32	39.7
2014	Ten	16	88	1	4,118	46.8	79	7	28	40.8
2015	Ten	16	88	0	4,175	47.4	61	1	34	40.3
2016	Ten	16	77	0	3,402	44.2	71	4	32	38.6
2017	Ten	16	75	0	3,728	49.7	74	5	28	44.6
2018	Ten	16	74	1	3,483	47.1	62	3	39	41.7
<b>Totals</b>		<b>176</b>	<b>834</b>	<b>5</b>	<b>38,256</b>	<b>45.9</b>	<b>79</b>	<b>52</b>	<b>318</b>	<b>40.2</b>

#### Kern's Career Postseason Statistics:

Year	Team	GP	No	Blk	Yds	Avg	Lg	TB	In20	Net
2017	Ten	2	10	0	447	44.7	62	0	4	41.2

#### Kern's Regular Season Single-Game Highs:

**Punts** - 10 (Twice, last at Miami, 10/8/17)

**Gross Avg.** - 56.8 vs. Seattle (9/24/17)

**Net Avg.** - 50.2 at Miami (10/8/17)

**Long Punt** - 79 vs. Indianapolis (12/28/14)

**In20** - 7 vs. Houston (12/27/15)

#### Kern's Playoff Single-Game Highs:

**Punts** - 3 at Kansas City (1/6/18)

**Gross Avg.** - 43.7 at Kansas City (1/6/18)

**Net Avg.** - 41.0 at Kansas City (1/6/18)

**Long Punt** - 57 at Kansas City (1/6/18)

**In20** - 2 at Kansas City (1/6/18)

## PERCENT INSIDE THE 20

Titans punter **Brett Kern** set a franchise record with 39 punts placed inside the opponent's 20-yard line in 2018. He ranked second in the NFL in the category, but he led the NFL for the highest percentage of his punts placed inside the 20 at 52.7 percent (39 of 74).

Kern finished the season with a career-long streak of 16 consecutive punts placed inside the 20, including every punt in the final three games of the season.

His 52.7 percent of punts placed inside the 20 was the highest percentage for the franchise from 1991–2018.

#### Highest percentage of punts placed inside the 20 in 2018:

Player	Team	Punt	In20	Pct In20
1. <b>Brett Kern</b>	Tennessee	74	39	52.7
2. Tress Way	Washington	79	41	51.9
3. Corey Bojorquez	Buffalo	45	22	48.9
4. Johnny Hekker	L.A. Rams	43	21	48.8
5. Trevor Daniel	Houston	74	36	48.6
6. Dustin Colquitt	Kansas City	45	21	46.7
7. Pat O'Donnell	Chicago	62	28	45.2
8. Sam Koch	Baltimore	60	27	45.0
9. Jordan Berry	Pittsburgh	63	28	44.4
10. Sam Martin	Detroit	74	32	43.2

## FRANCHISE CAREER PUNTING LEADERS

**Brett Kern** is the all-time career leader in Titans/Oilers history in both gross punting average and net punting average. He ranks second in team annals in career punts, behind only **Craig Hentrich** (861).

#### Highest career gross punting average, franchise history (minimum 250 punts):

Player	Years	Gross Avg.
1. <b>Brett Kern</b>	<b>2009-2019</b>	<b>45.8</b>
2. Greg Montgomery	1988-1993	43.6
3. Craig Hentrich	1998-2009	42.9
4. Jim Norton	1960-1968	42.1
5. Cliff Parsley	1977-1982	39.8
6. Dan Pastorini	1971-1979	39.7

#### Highest career net punting average, franchise history (since 1976, minimum 250 punts):

Player	Years	Net Avg.
1. <b>Brett Kern</b>	<b>2009-2019</b>	<b>40.5</b>
2. Craig Hentrich	1998-2009	37.2
3. Greg Montgomery	1988-1993	36.6
4. Cliff Parsley	1977-1982	32.3

#### Most career punts, franchise history:

Player	Years	Punts
1. Craig Hentrich	1998-2009	861
2. <b>Brett Kern</b>	<b>2009-2019</b>	<b>761</b>
3. Jim Norton	1960-1968	522

## NET AVERAGE IN A SEASON, TEAM HISTORY

Titans punter **Brett Kern** owns the top seven net punting seasons in franchise history and eight of the team's top 10 net punting seasons.

In 2017, he shattered his own franchise record (40.76 net average in 2014) by averaging 44.56 net yards on 75 punts.

He set the club mark for the first time in 2011 with a 39.37-yard net average, eclipsing **Craig Hentrich's** 1998 net average of 39.22 yards.

#### Highest single-season net punting average, franchise history:

Player	Year	Net Average
1. <b>Brett Kern</b>	<b>2017</b>	<b>44.56</b>
2. <b>Brett Kern</b>	<b>2018</b>	<b>41.69</b>
3. <b>Brett Kern</b>	<b>2014</b>	<b>40.76</b>
4. <b>Brett Kern</b>	<b>2012</b>	<b>40.36</b>
5. <b>Brett Kern</b>	<b>2015</b>	<b>40.34</b>
6. <b>Brett Kern</b>	<b>2013</b>	<b>39.70</b>
7. <b>Brett Kern</b>	<b>2011</b>	<b>39.37</b>
8. Craig Hentrich	1998	39.22
9. Greg Montgomery	1993	39.13
10. <b>Brett Kern</b>	<b>2010</b>	<b>39.06</b>

## SINGLE-SEASON GROSS AVG, TEAM HISTORY

**Brett Kern's** 2017 gross punting average broke his own franchise record. He initially set the franchise mark in 2012 by surpassing **Craig Hentrich's** 47.22-yard gross average from 1998.

#### Highest single-season gross punting average, franchise history:

Player	Year	Gross Average
1. <b>Brett Kern</b>	<b>2017</b>	<b>49.71</b>
2. <b>Brett Kern</b>	<b>2012</b>	<b>47.59</b>
3. <b>Brett Kern</b>	<b>2015</b>	<b>47.44</b>
4. Craig Hentrich	1998	47.22
5. <b>Brett Kern</b>	<b>2018</b>	<b>47.07</b>
6. Greg Montgomery	1992	46.92
7. <b>Brett Kern</b>	<b>2014</b>	<b>46.80</b>
8. Greg Montgomery	1993	45.59
9. Reggie Roby	1996	44.37

## SINGLE-SEASON GROSS AVG, NFL HISTORY

Titans punter **Brett Kern** led the NFL with a 49.7-yard gross punting average in 2017. His average ranked eighth in NFL history and was the highest of any player since 2012.

**Highest single-season gross punting average, NFL history (through 2017):**

Player	Year	Team	Gross Average
1. Sammy Baugh	1940	Was	51.4
2. Shane Lechler	2009	Oak	51.1
3. Andy Lee	2011	SF	50.9
4. Shane Lechler	2011	Oak	50.8
5. Brandon Fields	2012	Mia	50.2
6. Thomas Morstead	2012	NO	50.1
7. Donnie Jones	2008	StL	50.0
8. <b>Brett Kern</b>	<b>2017</b>	<b>Ten</b>	<b>49.7</b>
9. Pat McAfee	2016	Ind	49.3
10. Shane Lechler	2007	Oak	49.1

## SINGLE-SEASON NET AVG, NFL HISTORY

**Brett Kern** led the NFL with a 44.6-yard net punting average in 2017. His average ranked second in NFL history. The only better single-season net punting average in NFL history was Rams punter **Johnny Hekker's** 46.0-yard net average in 2016.

**Highest single-season net punting average, NFL history (through 2017):**

Player	Year	Team	Net Average
1. Johnny Hekker	2016	LAR	46.0
2. <b>Brett Kern</b>	<b>2017</b>	<b>Ten</b>	<b>44.6</b>
3. Johnny Hekker	2017	LAR	44.3
4. Johnny Hekker	2013	StL	44.2
5. Sam Martin	2016	Det	44.2
6. Andy Lee	2011	SF	44.0
7. Shane Lechler	2009	Oak	43.9
8. Johnny Hekker	2015	StL	43.7
9. Sam Koch	2014	Bal	43.3
10. Andy Lee	2012	SF	43.2

## 2017 NFL PUNTING LEADERS

Titans punter **Brett Kern** finished in first place on the 2017 NFL leaderboard in gross punting average and net punting average.

**Highest gross punting average in 2017:**

Player	Team	Gross Average
1. <b>Brett Kern</b>	<b>Tennessee</b>	<b>49.7</b>
2. Shane Lechler	Houston	49.0
3. Drew Kaser	LA Chargers	48.1
4. Johnny Hekker	LA Rams	47.9
5. Britton Colquitt	Cleveland	47.6
6. Marquette King	Oakland	47.4
7. Andy Lee	Arizona	47.3
8. Thomas Morstead	New Orleans	47.0
9. Pat O'Donnell	Chicago	47.0
10. Kevin Huber	Cincinnati	46.6

**Highest net punting average in 2017:**

Player	Team	Net Average
1. <b>Brett Kern</b>	<b>Tennessee</b>	<b>44.6</b>
2. Johnny Hekker	LA Rams	44.3
3. Marquette King	Oakland	42.7
4. Rigoberto Sanchez	Indianapolis	42.6
5. Michael Palardy	Carolina	42.4
6. Thomas Morstead	New Orleans	42.2
7. Justin Vogel	Green Bay	41.6
8. Chris Jones	Dallas	41.4
9. Drew Kaser	LA Chargers	41.3
10. Shane Lechler	Houston	41.3

## SINGLE-GAME NET AVERAGE, TEAM HISTORY

On Oct. 8, 2017 at Miami, **Brett Kern** punted 10 times for 549 yards with no blocks and no touchbacks, averaging 54.9 yards per attempt. The Dolphins returned seven of the punts for 47 total yards. Kern's net punting average of 50.2 set a career high and set the franchise's single-game record, topping **Greg Montgomery's** previous mark of a 49.8-yard net average against the San Diego Chargers on Sept. 19, 1993 (statistic tracked since 1976).

**In doing so, Kern became the first NFL player to punt at least 10 times and finish a game with a net punting average of at least 50 yards.**

In a three-week span, Kern recorded the highest single-game net average in team history, the 10th-highest single-game net average (48.2 against Seattle on Sept. 24) and the ninth-highest single-game net average (48.4 at Houston on Oct. 1).

**Highest single-game net punting average, since 1976 (min. 4 punts):**

Player	Date	Opp	Punt	Gross Avg	TB	In20	Net Avg
1. <b>Brett Kern</b>	<b>10/8/17</b>	<b>Mia</b>	<b>10</b>	<b>54.9</b>	<b>0</b>	<b>4</b>	<b>50.2</b>
2. Greg Montgomery	9/19/93	SD	5	57.6	1	0	49.8
3. Greg Montgomery	12/27/92	Buf	5	59.2	1	2	49.4
4. <b>Brett Kern</b>	<b>11/25/12</b>	<b>Jax</b>	<b>4</b>	<b>50.3</b>	<b>0</b>	<b>1</b>	<b>49.0</b>
5. <b>Brett Kern</b>	<b>11/9/14</b>	<b>Bal</b>	<b>8</b>	<b>51.8</b>	<b>0</b>	<b>0</b>	<b>48.8</b>
6. <b>Brett Kern</b>	<b>10/26/14</b>	<b>Hou</b>	<b>6</b>	<b>51.7</b>	<b>0</b>	<b>2</b>	<b>48.7</b>
7. <b>Brett Kern</b>	<b>9/16/12</b>	<b>SD</b>	<b>7</b>	<b>51.6</b>	<b>1</b>	<b>3</b>	<b>48.6</b>
8. Craig Hentrich	11/4/01	Jac	4	57.5	0	2	48.5
9. <b>Brett Kern</b>	<b>10/1/17</b>	<b>Hou</b>	<b>5</b>	<b>49.2</b>	<b>0</b>	<b>1</b>	<b>48.4</b>
10. <b>Brett Kern</b>	<b>9/24/17</b>	<b>Sea</b>	<b>6</b>	<b>56.8</b>	<b>1</b>	<b>2</b>	<b>48.2</b>

## SINGLE-GAME GROSS AVERAGE, TEAM HISTORY

In 2017, **Brett Kern** has recorded three of the franchise's top seven single-game gross punting averages (minimum four punts). His average against the Seattle Seahawks on Sept. 24 was 56.8 yards, good for the fourth-highest mark in franchise history. Two weeks later visiting the Miami Dolphins, his gross average was 54.9 yards, which ranks seventh (sixth at the time). On Nov. 12 against the Cincinnati Bengals, he posted a 56.5-yard average, ranking fifth in team annals.

**Highest single-game gross punting average, since 1976 (min. 4 punts):**

Player	Date	Opp	Punts	Gross Avg
1. Greg Montgomery	12/27/92	Buffalo	5	59.2
2. Greg Montgomery	09/19/93	San Diego	5	57.6
3. Craig Hentrich	11/04/01	Jacksonville	4	57.5
4. <b>Brett Kern</b>	<b>09/24/17</b>	<b>Seattle</b>	<b>6</b>	<b>56.8</b>
5. <b>Brett Kern</b>	<b>11/12/17</b>	<b>Cincinnati</b>	<b>6</b>	<b>56.5</b>
6. Craig Hentrich	11/15/98	Pittsburgh	4	55.3
7. <b>Brett Kern</b>	<b>10/08/17</b>	<b>Miami</b>	<b>10</b>	<b>54.9</b>
8. <b>Brett Kern</b>	<b>12/28/14</b>	<b>Indianapolis</b>	<b>7</b>	<b>54.7</b>
9. <b>Brett Kern</b>	<b>12/20/15</b>	<b>New England</b>	<b>5</b>	<b>54.4</b>
10. <b>Brett Kern</b>	<b>01/03/10</b>	<b>Seattle</b>	<b>4</b>	<b>53.5</b>

## MOST CONSECUTIVE GAMES, TEAM HISTORY

Titans punter **Brett Kern** concluded the 2018 season with 154 consecutive games played in a Titans uniform. His streak currently ranks second in franchise history, behind only Hall of Fame offensive lineman **Bruce Matthews** (232).

**Most consecutive games played in franchise history:**

Player	Position	Years	Consec. Games
1. Bruce Matthews	OL	1987–2001	232
2. <b>Brett Kern</b>	<b>P</b>	<b>2009–2019</b>	<b>154</b>
3. Robert Brazile	LB	1975–1984	147
4. Craig Hentrich	P	1998–2007	146
5. Rob Bironas	K	2005–2013	144
6. Keith Bulluck	LB	2000–2009	135
7. Elvin Bethea	DE	1968–1977	135
8. Gregg Bingham	LB	1973–1981	134
9. Eddie George	RB	1996–2003	128

## #4 • K RYAN SUCCOP

[CLICK FOR COMPLETE BIO](#)

Kicker **Ryan Succop** (6-2, 218) is in his 11th NFL season and his sixth campaign with the Titans in 2019. He was signed by the Titans as a free agent on Sept. 1, 2014.

The franchise's fifth all-time leading scorer and the club's all-time leader in career accuracy made 26 of his 30 field goal attempts in 2018. His 26 field goals and 106 points were the third-highest totals of his career, and his 86.7 percent success rate ranked third his career for a single season. He also converted 28 of 31 extra points and booted 45 of his 72 kickoffs for touchbacks (62.5 percent).

Succop set career highs in 2017 with 35 field goals and 42 attempts. He added 31 extra points on 33 attempts to set a career high with 136 points—a total that tied **Al Del Greco's** 1998 franchise record. Succop also booted 47 touchbacks on 80 kickoffs (58.8 percent).

During the 2017 campaign, Succop set the NFL record for most consecutive field goals made from inside 50 yards. His streak, which began in 2014, lasted 56 attempts. The previous league benchmark was 46 such kicks by Atlanta's **Matt Bryant** from 2013–2015.

In 2016, Succop made 22 of his 24 field goal attempts, with his only misses coming from 51 and 58 yards. His 91.7 percent rate was the best single-season performance of his career and the third-best percentage in franchise history (92.3 by **Rob Bironas** in 2010 and 92.3 by **Al Del Greco** in 1998). Succop's percentage ranked third in the NFL in 2016 behind only **Justin Tucker** (97.4) and **Matt Bryant** (91.9).

During his second season in Tennessee, Succop connected on 14 of his 16 field goal attempts and 29 of his 31 extra point attempts to total 71 points. His 87.5 percent success rate on field goals set a personal best and ranked as the sixth-highest figure in franchise history.

In 2014, he set a then-career high by making 86.4 percent of his field goal attempts. He was 19-of-22 and also connected on all 27 of his extra point attempts.

Succop's previous five seasons were spent with the Kansas City Chiefs, who chose him with the last pick of the 2009 NFL Draft (256th overall).

In his career with the Chiefs, he posted four 100-point seasons and made 81.0 percent (119-147) of his field goal attempts. Over his final three years there (2011-13), 52 percent of his kickoffs resulted in touchbacks, a number that ranked 11th in the NFL during that span.

In 2013, he tallied career highs for points (118) and touchbacks (47). He also posted the second-best percentage of his career for field goals made inside of 50 yards, connecting on 87.5 percent (21-24) of those attempts. During his Chiefs career, he produced five game-winning kicks.

A native of Hickory, N.C., Succop played in 50 games for the University of South Carolina Gamecocks, hitting 49 of 69 field goals (71.0%) and converting 104 of 106 PATs. His 251 points made up the second-highest total in school history.

**2019 Preseason Notes:**

- Began training camp on the physically unable to perform list.

**Succop's 2019 Preseason Statistics:**

Year	Team	GP	FGM	FGA	Pct	Lg	XPM	XPA	Pts
2019	Ten	0	0	0	-	-	0	0	0

**Succop's Career Regular Season Statistics:**

Year	Team	GP	FGM	FGA	Pct	Lg	XPM	XPA	Pts
2009	KC	16	25	29	86.2	53	29	29	104
2010	KC	16	20	26	76.9	53	42	42	102
2011	KC	16	24	30	80.0	54	20	20	92
2012	KC	16	28	34	82.4	52	17	17	101
2013	KC	16	22	28	78.6	51	52	52	118
2014	Ten	16	19	22	86.4	51	27	27	84
2015	Ten	16	14	16	87.5	51	29	31	71
2016	Ten	16	22	24	91.7	53	39	41	105
2017	Ten	16	35	42	83.3	52	31	33	136
2018	Ten	16	26	30	86.7	54	28	31	106
<b>Totals</b>		<b>160</b>	<b>235</b>	<b>281</b>	<b>83.6</b>	<b>54</b>	<b>314</b>	<b>323</b>	<b>1,019</b>

**Succop's Career Postseason Statistics:**

Year	Team	GP	FGM	FGA	Pct	Lg	XPM	XPA	Pts
2010	KC	1	0	0	-	-	1	1	1
2013	KC	1	3	3	100.0	43	5	5	14
2017	Ten	2	1	1	100.0	49	3	3	6
<b>Totals</b>		<b>4</b>	<b>4</b>	<b>4</b>	<b>100.0</b>	<b>49</b>	<b>9</b>	<b>9</b>	<b>21</b>

**Succop's Regular Season Single-Game Highs:**

**Field Goals Made** - 6 at New Orleans (9/23/12)  
**Field Goal Attempts** - 6 at New Orleans (9/23/12)  
**Longest Field Goal** - 54 (Twice, last at Buffalo, 10/7/18)  
**PATs Made** - 6 (Four times, last vs. Jacksonville, 12/6/15)  
**PATs Attempted** - 6 (Four times, last vs. Jacksonville, 12/6/15)  
**Points** - 19 at New Orleans (9/23/12)  
**Consecutive Field Goals Made** - 22 (10/2/11–12/24/11)

**Succop's Playoff Single-Game Highs:**

**Field Goals Made** - 3 at Indianapolis (1/4/14)  
**Field Goals Attempts** - 3 at Indianapolis (1/4/14)  
**Longest Field Goal** - 49 at Kansas City (1/6/18)  
**PATs Made** - 5 at Indianapolis (1/4/14)  
**PATs Attempted** - 5 at Indianapolis (1/4/14)  
**Points** - 14 at Indianapolis (1/4/14)

**CONSECUTIVE FGs INSIDE 50 YARDS**

On Oct. 16, 2017, **Ryan Succop** set the NFL record for most consecutive field goals made from inside 50 yards. With a 48-yarder in the first quarter against the Colts, he made his 47th such kick. He broke the record of Atlanta Falcons kicker **Matt Bryant**, who made 46 consecutive field goals from inside 50 yards from 2013–2015.

Succop's streak ended at 56 with a missed 48-yard attempt against the Cincinnati Bengals on Nov. 12, 2017. The streak, which began on Dec. 14, 2014, spanned 43 games and nearly three calendar years.

In 2016, he broke **Al Del Greco's** franchise record of 24 consecutive made field goals from inside 50 yards, set from 1995–1996.

**Most consecutive field goals made from inside 50 yards, NFL history:**

Kicker	Team	Seasons	Consec. FGs from Inside 50 Yards
1. <b>Ryan Succop</b>	Tennessee Titans	2014–2017	56
2. <b>Matt Bryant</b>	Atlanta Falcons	2013–2015	46
3. <b>Mike Vanderjagt</b>	Indianapolis Colts	2002–2004	41

**Most consecutive field goals made from inside 50 yards, franchise history:**

Kicker	Season(s)	Consecutive Field Goals Inside 50 Yards
1. <b>Ryan Succop</b>	2014-17	56
2. <b>Al Del Greco</b>	1995-96	24
3. <b>Al Del Greco</b>	1998-99	20
<b>Rob Bironas</b>	2007-08	19
5. <b>Rob Bironas</b>	2010-11	18





## MOST ACCURATE IN TEAM HISTORY

On Oct. 7, 2018, **Ryan Succop** reached 100 successful field goals with the Titans. In doing so, he hit the minimum number to qualify in the team record books for career accuracy.

Succop's success rate on field goals is the best in franchise history, topping the previous record holder, **Rob Bironas**, who made 85.7 percent (239 of 279) of his attempts with the Titans.

**Highest percentage of made field goals, franchise history (minimum 100 field goals made):**

Player	FGM	FGA	Pct.
1. <b>Ryan Succop</b>	<b>116</b>	<b>134</b>	<b>86.6</b>
2. Rob Bironas	239	279	85.7
3. Al Del Greco	246	295	83.4

## POINTS IN A SEASON, FRANCHISE HISTORY

In 2017, **Ryan Succop** enjoyed one of the best regular seasons in franchise history by a player at his position. He made 35 of his 42 field goal attempts and 31 of his 33 extra point tries.

Succop scored 136 points, tying **Al Del Greco's** franchise record for points in a season. Del Greco scored 136 points (36 field goals, 28 extra points) to establish the team benchmark in 1998.

Succop's 136 points were a personal best as well. His previous high for a season was 118 points in 2013 with the Kansas City Chiefs.

**Most points in a season, franchise history:**

Player	Season	PAT	FG	Points
1. <b>Ryan Succop</b>	<b>2017</b>	<b>31</b>	<b>35</b>	<b>136</b>
Al Del Greco	1998	28	36	136
3. Rob Bironas	2007	28	35	133
4. Al Del Greco	1996	35	32	131
5. Rob Bironas	2008	40	29	127
6. Al Del Greco	1993	39	29	126
7. Gary Anderson	2003	42	27	123
8. Rob Bironas	2011	34	29	121
9. Rob Bironas	2009	37	27	118
Al Del Greco	2000	37	27	118

## 2017 SCORING LEADERS

**Ryan Succop** ranked among the NFL's top scorers in 2017. He finished ninth in the league and fifth in the AFC.

**Most points scored in 2017:**

Player	Team	XPM	XPA	FGM	FGA	Pts
1. Greg Zuerlein	LA Rams	44	46	38	40	158
2. Stephen Gostkowski	New England	45	47	37	40	156
3. Robbie Gould	San Francisco	28	30	39	41	145
4. Harrison Butker	Kansas City	28	28	38	42	142
Chris Boswell	Pittsburgh	37	39	35	38	142
6. Justin Tucker	Baltimore	39	39	34	37	141
7. Wil Lutz	New Orleans	47	50	31	36	140
8. Matt Bryant	Atlanta	35	35	34	39	137
9. <b>Ryan Succop</b>	<b>Tennessee</b>	<b>31</b>	<b>33</b>	<b>35</b>	<b>42</b>	<b>136</b>
10. Kai Forbath	Minnesota	34	39	32	38	130
Matt Prater	Detroit	40	41	30	35	130

## RYAN SUCCOP'S CAREER GAME-WINNING FIELD GOALS

*A game-winning field goal is defined as one that was the final score of the game and gave the kicker's team the lead at any time in the fourth quarter or overtime.*

Date	Team	Opponent	Distance	Quarter
9/23/18	Tennessee	at Jacksonville	28 yards	4th Quarter
9/16/18	Tennessee	vs. Houston	31 yards	4th Quarter
10/22/17	Tennessee	at Cleveland	47 yards	Overtime
12/18/16	Tennessee	at Kansas City	53 yards	4th Quarter
9/23/12	Kansas City	at New Orleans	31 yards	Overtime
10/31/11	Kansas City	vs. San Diego	30 yards	Overtime
10/31/10	Kansas City	vs. Buffalo	35 yards	Overtime
9/19/10	Kansas City	at Cleveland	23 yards	4th Quarter
11/22/09	Kansas City	vs. Pittsburgh	22 yards	Overtime



## FIELD GOALS IN A SEASON, TEAM HISTORY

**Ryan Succop's** 35 field goals in 2017 ranked among the top totals in Titans/Oilers history. He tied Rob Bironas' 2007 total for second all-time, one short of **Al Del Greco's** mark of 36 during the 1998 campaign.

**Most field goals in a season, franchise history:**

Player	Season	FG Made	FG Att
1. Al Del Greco	1998	36	39
2. <b>Ryan Succop</b>	<b>2017</b>	<b>35</b>	<b>42</b>
Rob Bironas	2007	35	39
4. Al Del Greco	1996	32	38
5. Rob Bironas	2008	29	33
Rob Bironas	2011	29	32
Al Del Greco	1993	29	34
8. (five tied)		27	

## CONSECUTIVE FIELD GOALS

**Ryan Succop** began 2017 by extending his streak to 19 consecutive successful field goals, including every attempt over the final 10 games of 2016. The streak came to an end on Sept. 10.

The streak was the second-longest of his career, behind only a 22-kick streak in 2011 as a member of the Kansas City Chiefs. It also qualifies as tied for the fifth-longest streak of its kind in franchise history.

From the final three games of the 2014 campaign through the first eight games of 2015, **Succop** made 15 consecutive field goals to record what is now the eighth-longest streak in franchise history.

**Longest streaks of field goal attempts without a miss, franchise history:**

Kicker	Season(s)	Consecutive Field Goals
1. Rob Bironas	2011–2012	20
Rob Bironas	2010	20
Rob Bironas	2007–2008	20
Al Del Greco	1998–1999	20
5. <b>Ryan Succop</b>	<b>2016–2017</b>	<b>19</b>
Rob Bironas	2007	19
7. Al Del Greco	1995–1996	18
8. <b>Ryan Succop</b>	<b>2017</b>	<b>16</b>
9. <b>Ryan Succop</b>	<b>2014–2015</b>	<b>15</b>
9. Rob Bironas	2011	14
Al Del Greco	1999–2000	14



## SINGLE-SEASON FIELD GOAL PERCENT

**Ryan Succop** owns three of the top 10 single-season field goal percentages in franchise history. He recorded a career-best 91.7 percent rate on field goals in 2016, which finished third in team annals behind only **Rob Bironas'** 92.3 percent in 2010 and **Al Del Greco's** 92.3 percent in 1998.

In 2015, Succop made 87.5 percent of his attempts, which ranks seventh in team annals, and his 86.7 percent success rate in 2018 ranks 10th.

### Highest field goal percentage in a season, franchise history:

Player	Season	Made	Att	Pct
1. Rob Bironas	2010	24	26	92.3
Al Del Greco	1998	36	39	92.3
3. <b>Ryan Succop</b>	<b>2016</b>	<b>22</b>	<b>24</b>	<b>91.7</b>
4. Rob Bironas	2011	29	32	90.6
5. Rob Bironas	2007	35	39	89.7
6. Rob Bironas	2008	29	33	87.9
7. <b>Ryan Succop</b>	<b>2015</b>	<b>14</b>	<b>16</b>	<b>87.5</b>
8. Gary Anderson	2003	27	31	87.1
Al Del Greco	1995	27	31	87.1
10. <b>Ryan Succop</b>	<b>2018</b>	<b>26</b>	<b>30</b>	<b>86.7</b>

Succop's percentage ranked third in the NFL in 2016 behind only **Justin Tucker** (97.4) and **Matt Bryant** (91.9).

### Highest field goal percentage in 2016:

Player	Team	Made	Att	Pct
1. Justin Tucker	Bal	38	39	97.4
2. Matt Bryant	Atl	34	37	91.9
3. <b>Ryan Succop</b>	<b>Ten</b>	<b>22</b>	<b>24</b>	<b>91.7</b>
4. Steven Hauschka	Sea	33	37	89.2
5. Cairo Santos	KC	31	35	88.6
6. Nick Folk	NYJ	27	31	87.1
Adam Vinatieri	Ind	27	31	87.1
8. Mason Crosby	GB	26	30	86.7
9. Greg Zuerlein	LA	19	22	86.4
10. Matt Prater	Det	31	36	86.1

## MORE TITANS SPECIALISTS

### 3 - K/P AUSTIN BARNARD (6-3, 207, 2nd Year, Samford)

➤ Austin Barnard was signed by the Titans as an undrafted free agent on May 11, 2018.

➤ He spent the entire 2018 season on injured reserve.

➤ Barnard appeared in 38 games over four seasons at Samford and handled punting and kickoff duties.

➤ As a senior in 2017, he was named second-team All-SoCon and third-team All-American. He appeared in all 12 games and punted 54 times for 2,441 yards and a 45.2-yard average. He also tallied 67 kickoffs for 4,202 yards and a 62.7-yard average.

➤ He transferred to Samford after redshirting as a freshman in 2013 at the University of Miami (Fla.).

➤ He is a native of Fayetteville, Ga.

### 2019 Preseason Notes:

➤ **At Philadelphia (8/8)**, in addition to handling kickoff duties, recorded a 45-yard punt and made one of three attempts on extra points.

## TITANS TIDBITS

### LB DAREN BATES

➤ In 2018, Bates and NFL defensive end Armonty Bryant opened AstroKids Gym in Austin, Texas. The facility offers children's classes and camps based upon proprioceptive learning.

➤ Bates is a Memphis native and a huge Memphis Grizzlies fan.

➤ For the My Cause, My Cleats campaign, Bates has worn specially designed cleats featuring the words "American Heart Association" to raise awareness for the organization's life-saving mission. His mother, Weslynn Bates, was a heart transplant recipient and lived some wonderful years following her surgery. She sadly passed away in 2015 at the age of 56.

➤ Bates is a tattoo enthusiast and has 107 tattoos.

### LS BEAU BRINKLEY

➤ Brinkley's father, Mike, was an All-American defensive end and long snapper at Missouri Valley College. He taught Beau the skill of long snapping when he was just seven years old. Beau's football idol growing up was Kansas City Chiefs long snapper Kendall Gammon.

➤ Brinkley raced four-wheelers in the Extreme Dirt Track Racing Series while growing up in Missouri. He traveled the country competing in both motor cross and flat track competitions and won a flat track regional title in 2005.

➤ An avid golfer, Brinkley won the 2018 Pepsi Tournament C Flight Championship in Brookfield, Mo.

➤ In June 2015, Brinkley participated in the Nashville Sports Council Golf Tournament at Gaylord Springs Golf Course. On the par-3 eighth hole, he sunk a hole-in-one to win a barrel of Jack Daniel's Tennessee whiskey.

### WR A.J. BROWN

➤ Brown was selected in the 19th round of the 2016 Major League Baseball Draft by the San Diego Padres as a centerfielder and he participated in the team's extended spring training program each summer from 2016-18.

➤ He has a dog, Bentley Juan Brown, and runs an Instagram account for him @bentleyjuan1.

➤ During a pre-draft visit to San Francisco, Brown was able to link up and work out with Hall of Fame NFL receiver and fellow Mississippian Jerry Rice. Rice took Brown on the horse trail at Edgewood Park in Redwood City, known as one of Rice's training sites, where the pair ran hills as part of their work out. Brown's hometown Starkville, Miss., and Rice's hometown Crawford, Miss., are a 30-minute drive apart.

### LB JAYON BROWN

➤ Brown went to the same California high school, Long Beach Poly, as Titans teammate Jurrell Casey. Brown's older brother, Juwuan, was Jurrell's teammate there.

➤ Former Long Beach Poly and New England Patriots star Willie McGinest is a close friend of the Brown family.

➤ Brown's younger brother, Joshua, is a defensive end at the University of Arizona, and his two older brothers also played college football. Jason played linebacker at Idaho, while Juwuan was a defensive lineman at Southern Oregon.

### CB MALCOLM BUTLER

➤ In February 2017, the production company Narrative Capital acquired the rights to the story of Butler for a film tentatively titled "The Secondary."

➤ Following Butler's crucial goal line interception to seal Super Bowl XLIX, Patriots quarterback Tom Brady, who received a 2015 Chevrolet Colorado as part of his Super Bowl XLIX MVP Award, requested Chevrolet award the truck directly to Butler.

➤ Prior to securing a rookie free agent tryout with the Patriots in 2014, Butler was operating the fryolator at a Popeye's restaurant.

### S KEVIN BYARD

➤ Byard credits his mother, Artina Stanley, for much of his success. Following a divorce when Byard was in ninth grade, his mother moved with the children from Philadelphia to Atlanta. Although it was a financial struggle, Stanley worked long hours to make sure her children received what they needed. Byard claims he and his older brother "had to grow up really fast" as they helped their mother with taking care of the younger kids in the family.

➤ During the 2019 offseason, Byard hosted 200-plus youngsters at the inaugural Kevin Byard Football Camp at Ensworth School. He plans to hold

## TITANS TIDBITS: THE BEST OF TITANS OFF-THE-FIELD HIGHLIGHTS

the camp - which was free - every year.

➤ The Titans had an inside track in their scouting of Byard. Titans general manager Jon Robinson received glowing reports on Byard from his friend and MTSU recruiting coordinator Steve Ellis. When Robinson was a linebackers coach at Nicholls State, Ellis was one of his pupils, and the two remained close through the years. Additionally, Patrick Callaway, college scout for the Titans, was Byard's high school teammate.

➤ Byard says his football role models are Ed Reed, Brian Dawkins and Troy Polamalu.

### DT JURRELL CASEY

➤ A fixture in the community, Casey was twice voted Tennessee Titans Walter Payton Man of the Year (2016, 2018), which recognizes players for excellence on and off the field. Casey is a regular at Titans community events and also serves as the spokesperson for United Way of Metropolitan Nashville. Casey and his wife, Ryann, established The Casey Fund, a non-profit dedicated to raising money for established re-entry programs, inner-city youth programs, mentoring and halfway houses. Ryann is a lawyer working in the Nashville Public Defender's Office. More information about The Casey Fund is available through their social media accounts: @caseyfund99 on Facebook and @TheCaseyFund on Twitter and Instagram.

➤ In 2019, Casey was named a finalist for the Mary Catherine Strobel Direct Service Volunteer Award, which recognizes Middle Tennessee volunteers for their efforts in the community.

➤ Casey has served as a spokesperson for United Way of Metropolitan Nashville since 2017.

➤ Casey has a strong partnership with Project Return Tennessee, Free Hearts and Purpose Prep Academy. Casey's wife is on Purpose Prep Academy's school board.

➤ When he was younger, family members, friends and teammates called him "Tut-Tut," a nickname he earned from his aunt as a small child because she said he walked like a turtle.

➤ When he was in high school, his older brother, Jurray, was convicted of first-degree murder. Despite the turmoil it caused, Jurrell credits his brother for helping him re-focus on becoming a better football player and student.

➤ Casey calls his mother, Collette Burns, a cafeteria worker in the Long Beach Unified School District, "the inspiration in my life" for how hard she worked to provide for Jurrell and his siblings.

➤ Casey and teammate Wesley Woodyard coach a women's flag football team that is comprised of wives and significant others of Titans players.

### T JACK CONKLIN

➤ After not receiving a single Division I scholarship offer, Conklin began his time at Michigan State as a preferred walk-on in 2012. He impressed enough in his redshirt season to earn a scholarship in the spring of 2013.

➤ At Plainwell (Mich.) High School, Conklin's head coach was his father, Darren Conklin, who once was a walk-on at Michigan under Wolverines head coach Bo Schembechler.

➤ His mother, Jennifer Jackson, was an All-American swimmer at the University of Michigan.

➤ Conklin's grandfather, Ron Jackson, was a professional baseball player. He played first base for the Chicago White Sox and Boston Red Sox.

➤ Conklin traveled to Australia in 2015 to participate in Michigan State's study abroad International Summer Sports Program.

### OLB KAMALEI CORREA (pronounced KAH-mah-lay kor-AY-uh)

➤ Correa attended St. Louis School in Honolulu, Hawaii, where he played football for two seasons with current Titans teammate Marcus Mariota.

➤ Correa grew up a huge fan of the Green Bay Packers all the way from Honolulu, Hawaii.

### DB DANE CRUIKSHANK (last name pronounced CROOK-shank)

➤ Cruikshank credits his grandparents and his mother for his success in life. "My grandparents have provided for their whole family, and they've helped everyone in the family be successful at whatever they choose to do. My mom, (Beverly Jackson, a hair stylist) she's been able to raise her kids by working hard and never taking days off. She loves us and gives us everything we need."

➤ He lists owning his own business as a goal on his bucket list. He would

one day like to open his own training facility.

### WR COREY DAVIS

➤ Davis and his six siblings survived a tough economic upbringing in Wheaton, Ill. While he has always maintained a loving relationship with his parents, Olasheni Timson and Michelle Davis, he made the decision as a high school junior to move into the home of Robin and Dan Graham, who became his legal guardians. Dan, Corey Davis' youth football coach, was an offensive lineman for the Tampa Bay Buccaneers. His son, Ryan Graham, played youth and high school football with Davis and currently plays quarterback at Northern Illinois.

➤ Davis' brother, Titus, played football at Central Michigan and was signed by the Chargers as a rookie free agent in 2015. Titus also spent time with the Jets, Bills and Bears.

➤ One of Davis' favorite quotes is "Never die easy" by Walter Payton, who used the saying as the title to his autobiography.

### OL NATE DAVIS

➤ Growing up, Davis was 'always a pretty big kid.' He played on the offensive or defensive line during Pop Warner, and estimates that in the fourth grade he weighed around 200 pounds.

➤ Davis was invited to the 2019 Senior Bowl, which he credits for helping him during the draft process. He went head-to-head with defensive linemen from larger conferences, and as an athlete from a smaller conference, he credits his performance at the Senior Bowl for helping put his name into the conversation ahead of the draft.

### RB DALYN DAWKINS

➤ Dawkins' uncle, Brian Dawkins, is a Pro Football Hall of Fame safety and nine-time NFL Pro Bowl selection.

### DE MATT DICKERSON

➤ Dickerson's father, Clarence, played college football at Henderson State (Ark.).

➤ He has a twin sister named Megan.

### G JAMIL DOUGLAS

➤ First name is pronounced "Juh-MILL."

➤ Douglas was on the New England Patriots practice squad when the team won Super Bowl LI.

### CB KENNETH DURDEN

➤ Durden, who originally entered the NFL as an undrafted free agent with the Oakland Raiders in 2016, spent a month with the Titans on the practice squad in 2017. He rejoined the team during training camp in 2018, signing on Aug. 11 and making a strong enough impression to stick on the 53-man roster.

➤ At Lowndes High School in Valdosta, Ga., he set the school record in the triple jump as a junior with a mark of 48-6.

### LB RASHAAN EVANS

➤ Upon being drafted by Tennessee, Evans was reunited with former Crimson Tide teammate Derrick Henry. Henry phoned Evans immediately after he was selected with the 22nd pick to congratulate him.

➤ At Alabama, Evans shared the field with his brother, Alex, a member of the Crimson Tide spirit squad.

➤ Growing up in rural Alabama, Evans would chase wild horses to work on improving his speed and athleticism.

➤ Evans' father, Alan, was a star running back at Auburn. Evans' mother, Chenavis, received four degrees from Auburn, including her doctorate. Evans' older sister was a cheerleader at Auburn, and despite the family ties including his cousins attending Auburn, Evans stuck with his gut and instead chose Alabama.

### OLB SHARIF FINCH

➤ Finch's father, Gregory, passed away as a result of a heart attack on July 30, 2018, while Finch was participating in his rookie training camp. It came three years after his mother, Wendy, died as a result of breast cancer. Finch wears a set of dog tags with their names and photo and an inscription that reads "everything is for you."



## TITANS TIDBITS: THE BEST OF TITANS OFF-THE-FIELD HIGHLIGHTS

- Finch has 20 siblings and he is the youngest of the group.
- He plays the piano.

### **TE ANTHONY FIRKSER**

- Firkser grew up playing basketball and both roller and ice hockey at elite levels and didn't begin playing football until his sophomore year of high school.
- In the offseason, Firkser volunteers with his former high school football coach to help train and give advice to aspiring young football players in his hometown community of Manalapan, N.J.

### **RB DAVID FLUELLEN**

- Fluellen's favorite personal moment in sports growing up was his first touchdown when he was eight years old. He strip-sacked the quarterback, picked up the fumble and ran it in.
- He is married to Nashville TV anchor/reporter Desiree Wiley, who works for NBC affiliate WSMV-4.
- He hosted the first annual David Fluellen Football Camp in June 2018 at his high school alma mater in New York, Lockport High School.

### **C/G HRONISS GRASU (pronounced huh-ROW-niss GRA-sue)**

- Grasu played college football at Oregon, where he blocked for quarterback Marcus Mariota from 2012-14. Grasu and Mariota train and live together in the offseason.
- Grasu comes from a 'large Romanian family' that owns a pizza restaurant in Hollywood, Calif. Grasu worked at the restaurant growing up and he credits the experience for teaching him work ethic, discipline and values.
- While Grasu's maternal side of the family resides in Romania, his family is still able to watch him play as his NFL games are shown there.

### **LB NIGEL HARRIS**

- A native of Tampa, Fla., Harris stayed local for college and attended the University of South Florida. His brother, Brandon, and cousin, Lindsey Lamar, also played football for the Bulls.

### **RB DERRICK HENRY**

- In high school, Henry broke the 51-year-old national high school rushing record with 12,124 yards after compiling 4,261 rushing yards as a senior.
- Henry sealed an Iron Bowl victory with an epic, career-best 271 rushing yards against the Tigers. He put the Crimson Tide on his back by carrying the ball a school-record 46 times. His 271 rushing yards were 11 more yards than Auburn had in total offense (260). He ended the game with 14 consecutive rushes to run out the clock.
- His late grandmother, Gladys Henry, helped raise him and played a key inspirational role in his development. In 2018, he fulfilled a promise to her and graduated from Alabama with his bachelor's degree. He has a portrait tattoo of her on his chest.
- Gladys Henry nicknamed him "Shocka" as a baby because he "shocked the whole family" when he was born.
- Henry has been growing out his hair since he was in elementary school.

### **TE RYAN HEWITT**

- Hewitt enjoys shooting a compound bow in his free time. One of his former teammates, Tyler Eifert, got him into it.
- Hewitt had the opportunity to learn from a former NFL player in high school, setting the direction for his career. His high school head coach was Dave Logan, who played nine seasons in the NFL with the Cleveland Browns and Denver Broncos.

### **WR CODY HOLLISTER**

- Hollister's twin brother, Jacob, was a tight end at Wyoming and was also signed by the New England Patriots along with Cody as rookie free agents in 2017. The two brothers were teammates with the Patriots for the 2017 and 2018 campaigns. Jacob was traded to the Seattle Seahawks during the 2019 offseason.

### **DB AMANI HOOKER**

- Hooker was named a finalist for Minnesota's Mr. Football in 2015. Yet he had just two FBS scholarship offers. When the in-state university showed

hesitancy after multiple workouts, Hooker knew he belonged at Iowa saying, "love who loves me."

- Amani's brother, Quinton, played basketball for North Dakota and helped take the team to the NCAA tournament his senior year. Quinton was Minnesota's Mr. Basketball in high school and currently plays basketball professionally in France.

### **WR ADAM HUMPHRIES**

- Humphries was originally a rookie tryout invitee with the Tampa Bay Buccaneers following the 2015 NFL Draft. Titans general manager Jon Robinson was a member of the Bucs player personnel department at the time and saw the 5-foot-11-inch wideout grind it out in practice and eventually earn a spot on the team's 53-man roster. "Humph came in as a tryout and won a spot on the 90-man roster," said Robinson. "He was a tough guy to cover all through training camp and he kept working and working and working. I've always had an affinity for him and liked his style. He's earned everything he's got."
- Clemson head football coach Dabo Swinney took a visit to Humphries' high school, Dorman, before the 2011 season to scout eventual signee Charone Peake during a basketball game. But once the game began, Swinney couldn't help but notice Dorman's 5-foot-11 point guard running the show. "I go watch a basketball game at Dorman High School to see Charone Peake, and I'm going, 'Dang, who's this point guard?'" Swinney said. "And I've got Coach (Dave) Gutshall going, 'Well that's the best football player I've got on the team.' And I'm like, 'Really? We need to watch this guy a little bit.' He played corner, he played receiver, he played running back, he played quarterback. He was the best football player on the team. Adam Humphries was his name. I don't think he had any offers. So we offer the guy, 'Well, we're only offering the guy to get Charone Peake. No, no, no. We want Humphries.'"
- Humphries maintains a friendship with former Clemson teammate and current division rival DeAndre Hopkins.

### **CB ADOREE' JACKSON**

- Jackson was a long jumper and sprinter on USC's track team in the springs of 2015 and 2016, winning the Pac-12 outdoor long jump title both years (and placing second in the Pac-12 100 meters in 2016) and earning All-American status both years after twice placing fifth in the NCAA long jump. He also placed 10th in the long jump during the U.S. Olympic Trials.
- Jackson lists his parents, Chris and Vianca Jackson, as the people that inspire him the most. "They've always steered me in the right direction. All of their experiences and guidance helped get me where I'm at."
- Vianca Jackson, a survivor of breast cancer, served as the team's Honorary 12th Titan prior to the team's 2017 Breast Cancer Awareness Game (Oct. 16).
- Jackson's father, Chris Jackson, is the ultimate grill master and can be found at Titans home games smoking turkey legs, Cornish hams, chicken, rabbits, alligator and frog legs for a pre-game tailgate among family and friends, as well as a post-game meal with players and coaches. He makes all of his own rubs and sauces and has been cooking since 1984.
- Jackson, business partner James Moore, and Jay Levine co-founded Kor Media Entertainment (KME), a Los Angeles-based entertainment agency under the Warner Brothers Digital umbrella. Their tagline is "Where Creatives Come to Play" and their goal is to create culture relevance for both creators and brands through interactive and labs which a focus on gaming and esports.
- Jackson is a Reese's Peanut Butter Cups enthusiast. He names creator Harry Burnett Reese as a historical person he would have loved to meet. "He's a genius. That's by far and away my favorite candy. I eat that like it ain't nothing."
- Jackson watched the movie "Space Jam" continuously as a child to the point he memorized most of the movie.
- In May 2018, Jackson and his business partner James Moore paid for the burial costs of Jaylon McKenzie, an eighth-grade football player who was killed by a stray bullet. McKenzie, a St. Louis, Ill., native, grew up idolizing Jackson.

### **WR DARIUS JENNINGS**

- During the 2018 offseason, Jennings took part in the NFLPA's Externship Program with Events DC and Under Armour.
- He helps out with "Next One Up," an organization helping inner city high

## TITANS TIDBITS: THE BEST OF TITANS OFF-THE-FIELD HIGHLIGHTS

school athletes in his hometown of Baltimore, Md.

➤ He worked as a camp counselor at his alma mater The Gilman (Md.) School, helping middle school children with classwork and activities.

### **DL AUSTIN JOHNSON**

➤ When Johnson was drafted by the Titans, he became a teammate once again of DaQuan Jones, a former Penn State defensive lineman who was drafted by the Titans in 2014. The two remained close, and Jones was among Johnson's family and friends surrounding him on draft night.

➤ Johnson's wife, Danika, is a former LFL MVP and is currently the general manager and head coach of the Nashville Knights football team.

➤ The son of Austin and Tammy Johnson, he has two older sisters, Brandi and Erika, and one younger sister, Kennedy. Kennedy was a forward on the Michigan State women's basketball team.

### **C BEN JONES**

➤ Jones switched from jersey #61 to #60 prior to his senior season at Georgia, to honor his father, Steve, a former collegiate star, who was killed in a helicopter crash when he was 10 years old.

➤ Jones' pregame ritual consists of walking barefoot on the field "to get a feel for the turf." The routine began before one game with his brother in high school and after enjoying success that night, it has continued ever since.

➤ When he was 10 years old, Jones suffered a blow to the head with a baseball bat. The impact caused a blood clot to develop on his brain and fractured his skull. The injury kept him out of all athletic activity for a year.

➤ In 2017, Jones established The Jones Mission Fund at The Community Foundation to provide at-risk youth with opportunities they might otherwise not have.

➤ During the past two offseasons, Jones and his wife, Alex, have hosted the Ben Jones Celebrity Clay Shoot. The two events raised more than \$182,000.

➤ Jones' brother, Clay, played baseball for the University of Alabama and then was drafted by the Detroit Tigers.

### **DL DaQUAN JONES**

➤ Jones has a reputation as an upbeat, positive influence. "I've always had that positive mindset, even when things weren't as good," he says. "The guys laugh at me sometimes because I'm always smiling ... It's not that I'm happy all the time, but I just feel like in today's world, if you let anything get you down, it will. The smallest thing will turn into the biggest problem if you let it, so I just try my best to keep a positive mindset."

➤ Jones majored in criminal justice at Penn State and spent a portion of his 2013 summer as an intern observing the Spring Township Police Department near State College.

➤ Jones entered the Penn State program after being rated the second-best offensive lineman in the nation during his playing days at Johnson City High School. He switched to the other side of the ball and made an immediate impact as a true freshman.

➤ Jones lists his father, Steve, as the most inspirational person in his life. Steve raised DaQuan as a single father and one of his father's greatest traits is that he works extremely hard in everything he does. Steve works as an executive chef at Cornell University.

### **T/G DENNIS KELLY**

➤ In May 2019, Kelly received his MBA from the Kelley School of Business at Indiana University.

➤ Kelly is an avid professional wrestling fan that does not let the opportunity pass him by whenever a live WWE show is in town. He lists the Undertaker as the one person in the world he would like to have dinner with.

➤ Kelly's brother, Tim, played football at Eastern Illinois and is currently the offensive coordinator for the Houston Texans.

### **P BRETT KERN**

➤ Kern's father, Cal, is a former professional soccer goalie.

➤ Kern is an avid golfer that sports a +1 handicap. He picked the game up late in his high school years and caddied for three summers at Inverness Golf Club while in college. The course is located in Toledo, Ohio, and has hosted PGA and NCAA Championships. In 2011, Kern competed in The Vinny, a local golf fundraising tournament hosted by singers Vince Gill and Amy Grant, and finished fourth in the event.

### **OLB HAROLD LANDRY III**

➤ Landry could have entered the NFL Draft following his 16.5-sack junior season at Boston College. However, he chose to stay in school and received his degree in communications in December 2017.

➤ He and his son, Greyson, share the same June 5 birthday.

### **C/G COREY LEVIN (pronounced LEH-vin)**

➤ Levin is the first member of his immediate family to graduate from college.

➤ A multi-sport athlete in high school, Levin also competed in baseball as a pitcher and third baseman.

### **T TAYLOR LEWAN (pronounced leh-WAHN)**

➤ Lewan owns a taxidermied beaver named Steve. The fedora-donning stuffed rodent, who was a gift from Lewan's wife, Taylin, makes appearances around the Titans locker room, often appearing at the locker of an unsuspecting rookie.

➤ Lewan chose to wear jersey number 77 at Michigan and then at the pro level because of the legacy of Wolverine tackles who have donned the number, including Jake Long and Jon Jansen.

➤ His father, Dave, was a defensive lineman at the University of Minnesota.

➤ Lewan has several tattoos, including a mustache tattooed on his right index finger and a stick figure tattooed on the outside edge of his right hand that he calls his "right-hand man."

➤ At the 2014 NFL Scouting Combine, Lewan ran the 40-yard dash in 4.87 seconds, beating all other offensive linemen in his class and clocking the fourth-fastest time among offensive linemen from 2010-14.

### **RB DION LEWIS**

➤ Lewis credits his parents, Leroy (former construction worker) and Linda (social worker) as the biggest influences on his career. "Growing up, they were hard on me and they made sure I stayed out of trouble," Lewis said. "That helped me out a lot later on in life."

➤ Lewis attended the University of Pittsburgh, but he was offered a scholarship from just two other schools, Miami (Ohio) and Tulane.

### **LB DAVID LONG JR.**

➤ David's father, David Sr., is a former professional boxer who went 12-5-2 as a heavyweight. He once fought future world champ Deontay Wilder.

➤ During the offseason, Long still uses on-the-bell, three-minute-round boxing training to focus on his mental awareness. In 2018, Long Jr. went into the ring with headgear against his old man for the first time. They went for three 90-second rounds. "He busted up my lip, but it was fun," Long Jr. says. "He was really iffy that I knew how to throw my hands for real. It was just jabs, but it's grown-man strength."

### **QB MARCUS MARIOTA (pronounced MAHR-ee-OH-tah)**

➤ In 2016, Mariota launched his Motiv8 Foundation, which serves the communities of Middle Tennessee, Eugene and Honolulu. The Motiv8 Foundation aims to create and support economic and educational programs and athletic activities to provide an alternative outlet for youth of troubled neighborhoods and backgrounds. The Foundation's programming centers around the tools for success that will allow more children to fully matriculate through grade-school and eventually attend college. Since its launch, the Motiv8 Foundation has awarded hundreds of thousands of dollars towards healthy lifestyle programming, and will continue to fulfill its mission through signature programs, strategic partnerships and fundraising initiatives.

➤ In 2018, the Motiv8 Foundation launched the Ardel Deppe Community Football Coach Award to recognize three Hawaii football coaches (one top winner) from any level of play who best exemplify Marcus' grandfather's spirit of going the extra mile and giving back to the community.

➤ He is the oldest son of Toa and Alana Mariota. His younger brother, Matthew, is a tight end at Oregon.

➤ Mariota credits much of his athletic success to playing soccer in his youth. By the time he was eight years old, he was wearing a soccer jersey with the number 8, and he has kept the jersey number ever since then.

### **RB JEREMY McNICHOLS**

➤ McNichols was coached by hip-hop artist Snoop Dogg while playing youth football in the Snoop Youth Football League in Los Angeles, Calif.

## TITANS TIDBITS: THE BEST OF TITANS OFF-THE-FIELD HIGHLIGHTS

McNichols played both alongside and against numerous NFL players. The SYFL serves children between the ages of five and 13 years old, teaching them the values of teamwork, good sportsmanship, discipline, and self-respect, while also stressing the importance of academics.

### G/T KEVIN PAMPHILE (pronounced POM-feel)

- Pamphile has been active in sending school supplies and hygiene kits to students in his parents' homeland of Haiti. In February of 2017, he made his first trip to Haiti to donate goods and spend time with children and families battling challenging circumstances.
- In July 2017, Pamphile returned to Haiti to host a youth football camp for about 250 children.
- For his work in the Tampa area and in Haiti, Pamphile was the Buccaneers' 2016 winner of the Ed Block Courage Award.

### OL AUSTIN PASZTOR

- During the 2018 and 2019 offseasons, Pasztor hosted 'Pasztor's Principles Football Camp and Combine,' a free skills camp for students from seventh grade to high school in Brantford, Ontario.
- Every offseason since 2017, Pasztor has been working toward earning his master's degree in business.

### TE MyCOLE PRUITT

- The name MyCole has a unique origin. Pruitt's mother's name is Colette. Cole means "people's victory" in Greek baby names. She named him MyCole for My-Victory. MyCole is his mother's victory

### OL DAVID QUESSENBERRY

- Quessenberry was diagnosed with non-Hodgkin's lymphoma in June 2014. He returned to Houston's practice squad in 2017 and made his NFL debut in Week 16 of the 2017 season.
- Named the Professional Football Writers of America's 2017 George Halas Award, given to a player, coach or staff member in the NFL who overcomes adversity to succeed.
- His father, David Sr., graduated from the Naval Academy in 1980 where he played football for the Midshipmen.
- His younger brother, Paul, played defensive end and linebacker for Navy.
- His youngest brother, Scott, was an offensive lineman at UCLA and currently plays for the Los Angeles Chargers.

### WR KALIF RAYMOND

- Raymond was a dual-sport collegiate athlete, competing in football as well as track and field during his senior season at Holy Cross. He placed second in the 100-meter dash at the 2015 New England Outdoor Championship with a time of 10.71 seconds.

### CB LOGAN RYAN

- Logan and his wife, Ashley, are the founders of The Ryan Animal Rescue Foundation ([ryananimalfoundation.org](http://ryananimalfoundation.org)). RARF works with animal welfare organizations to promote adoption and provide grants and educational opportunities.
- Every month on the 26th—the day corresponding to his jersey number—he posts a photo on social media with a dog that is in need of adoption along with the hashtag #ryansmonthlyrescue.
- In June 2017, Ryan surprised his big brother, Jordan, by paying off his student loans for his 29th birthday. Logan cut a check for \$82,000 to the American Education Services to cover Jordan's loans from earning his engineering degree from Drexel University. "My man got accepted to college, graduated with honors, and now works as an engineer. He did everything the right way and still lived with a ridiculous amount of student loan debt. The system is broke and makes no sense. I'm fortunate and blessed to be able to take care of that for him."
- When Ryan decided to leave Rutgers and enter the NFL Draft after his redshirt junior season in 2012, he made a promise to his parents that after his rookie year, he would return to school and earn his degree. Ryan kept his promise and graduated in the spring of 2014 with a degree in labor relations and a minor in psychology.

### G RODGER SAFFOLD

- Saffold is the owner of competitive "Call of Duty" and "Fortnite" teams

called Rise Nation. He invested in the video game industry in April 2014.

- His father, Rodger II, played football at the University of Iowa in the mid-1970s.
- Rodger and his wife Asia grew up on the same street as eight-year olds in Ohio. The childhood friend's romance didn't begin until quite awhile later when the two re-connected on Facebook during Saffold's second-year with the Rams.

### WR TAJAÉ SHARPE

- Sharpe's grandmother, Cozy Little, is a breast cancer survivor who was initially diagnosed in 2001. She was honored as the 12th Titan prior to a 2016 home game against the Cleveland Browns in conjunction with the team's Breast Cancer Awareness Month efforts.
- Sharpe's family members nicknamed him "Show," which is short for "Showtime."

### DL JEFFERY SIMMONS

- During college Simmons was a two-time member of the SEC Academic Honor Roll.
- Simmons' brother, Dylan Bradley, played football at Southern Miss and then spent time with the Minnesota Vikings. His uncle, Jason Hatcher, played 10 total seasons with the Dallas Cowboys and Washington Redskins.
- Away from football, Simmons enjoys fishing and spending time outdoors.

### CB LESHAUN SIMS

- He was commonly referred to as "Swis" in college because for his first college game the name on the back of his jersey was upside down. The nickname stuck, but some Titans teammates refer to him now as "Mouse" due to his quiet nature.
- Prior to Sims, no prior student-athlete from Andre Agassi Prep in Las Vegas, Nev., had ever earned an athletic scholarship. When he was a high school freshman, the Stars played eight-man football in the public charter school's first year with a football team. They moved to 11-man football during his sophomore year, and by his senior season, the team won a league title.

### TE JONNU SMITH (pronounced JAH-new)

- Smith credits his mother, Karen, for his successes. Jonnu's father passed away as a result of a tow truck accident when he was four years old and his mother raised all six children by herself.
- Smith endured a lot of challenges as a youngster in Philadelphia and after his brother was arrested and one of his friends was killed on the streets, a decision needed to be made. His family didn't have the financial means to just uproot, so for his own safety Jonnu moved in with his mother's sister and brother-in-law, Darla and Mike Kirkland, in Ocala, Fla. He started playing high school football and even though he was far from a touted recruit, he earned a scholarship to Florida International where his play took off.
- Smith's best friend Willie "Quasim" Jefferson tragically died from a gun shot in October 2016. Jonnu gave his son the middle name Quasim in honor of him.

### CB TYE SMITH

- In the spring of 2018, Smith hosted his first "Simple Greatness" youth football clinic at St. Augustine University in his hometown of Raleigh, N.C.
- In May 2019, Smith held the second annual Simple Greatness Football Camp, hosting 300 kids for the free camp in Raleigh.
- He has his own website, [www.simplegns.com](http://www.simplegns.com).

### G AARON STINNIE

- Stinnie did not play organized football until his junior year of high school, focusing on basketball until that point.
- His father, Phil, played forward for the Virginia Commonwealth University basketball team and finished seventh on the school's career scoring list.
- He went to the same high school, St. Anne's-Belfield School in Charlottesville, Va., as NFL players Chris and Kyle Long.

### K RYAN SUCCOP (pronounced SUCK-up)

- Succop was given the title "Mr. Irrelevant" after being selected with the final pick (256th overall) of the 2009 NFL Draft.



## TITANS TIDBITS: THE BEST OF TITANS OFF-THE-FIELD HIGHLIGHTS

- Succop is an avid golfer that sports a +2.2 handicap. He has played prestigious golf courses like Pine Valley, Silverleaf and Pinehurst.
- Succop caddied for his friend, Wesley Bryan, at the 2016 Nashville Golf Open, a Web.com event at Nashville Golf & Athletic Club. Succop and Bryan went to school together at the University of South Carolina.
- Succop registered 104 career goals and was a four-time all-conference and two-time all-state soccer selection at Hickory (N.C.) High School.
- Succop handled both the kicking and punting duties during his sophomore and junior seasons at South Carolina.

### **QB RYAN TANNEHILL (pronounced TAN-uh-hill)**

- Ryan founded the Tannehill's A.C.E.S. (Achieving Community Educations Success) program with wife, Lauren, which consisted of 17 sophomores from American Senior High School and is focused on awarding scholarships to the participating students who strive for good grades and took on an active role in their community by hosting monthly events to reward the students and help them give back to the community.
- Ryan's father, Tim, played wide receiver at Texas Tech from 1985-87.

### **WR TAYWAN TAYLOR (pronounced TAY-wahn)**

- Taylor's football life has taken him south on Interstate 65. A native of Louisville, which is approximately a three-hour drive from Nashville, he attended Western Kentucky University in Bowling Green, Ky., a one-hour commute from Nashville on the same highway.
- Taylor lists his football role model as Randy Moss.

### **DE BRENT URBAN**

- Urban was an imposing figure at left wing for one of North America's top junior hockey teams, the Triple-A Mississauga Ice Dogs. Some of his teammates included NHL players Ryan Ellis (Nashville Predators) and Casey Cizikas (New York Islanders).
- Urban was selected as the 15th overall pick in the 2013 Canadian Football League Draft by the Hamilton Tiger-Cats, but opted to pursue an NFL career instead.

### **S KENNY VACCARO**

- In 2014, Vaccaro won the Jim Finks Good Guy Award for his cooperation with New Orleans media.
- Vaccaro's uncle, A.J. Johnson, played for the Washington Redskins (1989-94) and helped the team win Super Bowl XXVI. He also played a season with the San Diego Chargers (1995).
- His younger brother, Kevin, also played at Texas.

### **OLB CAMERON WAKE**

- Wake took an unusual route to the NFL. Following his career at Penn State, he signed with the New York Giants as an undrafted free agent. Released by the Giants on June 22, 2005, Wake entered the corporate world and spent 2006 as a mortgage broker. He then resumed his professional football career in Canada with the B.C. Lions.

### **OLB D'ANDRE WALKER**

- Prior to the 2019 NFL Draft in Nashville, former Tennessee State University linebacker Christian Abercrombie was chosen to announce the Titans' fifth-round choice. Abercrombie became an inspirational figure in Nashville and around the football world by overcoming a life-threatening injury during the 2018 season and battling through two subsequent brain surgeries. By chance, he announced the Titans' selection of Walker, a friend since age 10 when the two played youth football at Welcome All Park in College Park, Ga.
- Walker claims the most inspirational person in his life is his mother, Au'Drea, who worked as a massage therapist to provide for him and his two sisters.

### **TE DELANIE WALKER**

- Walker was named the Tennessee Titans Community Man of the Year in 2013 and 2015, due in large part to his tireless work with Mothers Against Drunk Driving. He teamed with MADD to help raise awareness of the dangers of drinking and driving after losing his aunt and uncle in a horrific accident near New Orleans after Super Bowl XLVII. The morning after San Francisco's loss to Baltimore at the Superdome, an alleged drunk driver

killed Alice and Bryan Young only hours after Walker hugged Alice and Bryan at the team's postgame party. In addition to his work with MADD, Walker is an ambassador with the Tennessee Governor's Highway Safety Office's "Booze It and Lose It" campaign.

- In 2014, Walker established the Delanie Walker Gives Back Foundation (delaniewalker.org) to provide inner city and low-income children with the educational opportunities and resources to reach their full potential and beat the odds.

➤ As a high school senior, he won the Division III 100m (10.6) and long jump (21-5) titles, while also serving as a member of the winning 4x100m relay team at the 2002 Miramonte League Meet.

- On Feb. 14, 2015, Walker was inducted into the Central Missouri Athletic Hall of Fame.

### **TE COLE WICK**

- Wick was a six-sport athlete at Sacred Heart Catholic High School, playing football, basketball, baseball, swimming, track and field and golf. With just 26 students in his graduating class, Wick was willing to take on the challenge.

➤ The oldest of three brothers, Wick comes from a football dominant family. A year after Cole graduated, Evan Wick followed in his brother's footsteps earning defensive MVP honors while leading Sacred Heart Catholic to a second consecutive state title appearance. As Cole's success on the field continued, his younger brothers have stayed hot on his trail. Evan and Cullen both attended Blinn Community College and went on to earn Division I football scholarships - Evan to Eastern Tennessee State, and Cullen to Tulsa.

### **QB LOGAN WOODSIDE**

- His hometown of Frankfort, Ky., is a three-hour drive from Nashville.
- During the 2019 offseason, Woodside played for the Alliance of American Football League's San Antonio Commanders. In seven AAF games, he completed 116 of 201 passes for 1,385 yards and seven touchdowns.

### **LB WESLEY WOODYARD (pronounced WOOD-yard)**

- Woodyard was the recipient of the 2017 Titans Walter Payton Man of the Year award. He was a three-time nominee for the Walter Payton NFL Man of the Year while with the Broncos in 2010-11 and 2013.

➤ Woodyard is the co-founder of The 16Ways Foundation, which recognizes an emotional need for at-risk youth. The Foundation works on a national level to develop and implement workshops, seminars, camps, and other activities. Its primary focus is to work with at-risk youth between the ages of 8 and 18 and a secondary focus on adults in employment transition.

➤ In addition to his work with his own foundation, Woodyard has been a tireless advocate for the work of other non-profits, including the ALS Association and Second Harvest Food Bank. For the second year in a row, Woodyard used the NFL's My Cause My Cleats platform to raise awareness and funds for ALS. Woodyard's aunt suffered from ALS leading up to her death, and Woodyard is close to former Titans linebacker Tim Shaw, who was diagnosed with ALS in 2014. Woodyard also serves as the spokesperson for Second Harvest Food Bank of Middle Tennessee.

➤ Woodyard has been a captain in his first four seasons with the Titans. He joined Hall of Fame running back Floyd Little as the only players in Broncos franchise history to serve as a captain in each of their first six years with the club. In 2004, Woodyard also became the first-ever Kentucky freshman to serve as a team captain.

- Woodyard and teammate Jurrell Casey coach a women's flag football team that is comprised of wives and significant others of Titans players.

## WE STAND FOR

In 2018, the Titans launched [We Stand For](#) as a platform for players, coaches and front office personnel to share personal stories about newsworthy causes and charities that are important to them.

The causes range widely from personal foundations to health research, to programs that equip men, women and children with the proper resources to be successful in all areas of life.

The goal of We Stand For is to create positive dialogue around the community work of the players, bringing attention to the causes that are meaningful in their lives.

Additionally, the club pledged to match charitable contributions of the players up to \$250,000.

**Among the We Stand For initiatives are the following:**

**Jurrell Casey** — *Social injustice reform and leveling the playing field for people in need*

[In Their Own Words](#) | [The Casey Fund](#) | [Project Return](#) | [Purpose Prep](#)

**Jon Robinson** — *A world without juvenile diabetes*

[In Their Own Words](#) | [Juvenile Diabetes Research Foundation](#)

**Ryan Succop** — *Loving our neighbors and building a foundation to serve others in our local community*

[In Their Own Words](#) | [Carpenter's Square](#)

**Mike Vrabel** — *Equal access for educational opportunities*

[In Their Own Words](#) | [The 2nd & 7 Foundation](#)

### TITANS CONTROLLING OWNER AND CO-CHAIRMAN AMY ADAMS STRUNK

"I think our fans have always heard me talk about family. The Titans is a family. To use the words "I Stand For," it wasn't the right ring. If it's someone's passionate, individual cause, it's our cause, too. We're going to get with them, stand with them and help them get that cause out there."

[Video: Why 'We Stand For' is important to Amy Adams Strunk and the Titans family](#)



**Delanie Walker** — *Public education*

[In Their Own Words](#) | [Delanie Walker Gives Back Foundation](#) | [Rockettown](#)

**Wesley Woodyard** — *Youth empowerment*

[In Their Own Words](#) | [16Ways Foundation](#)

## TITANS AWARD \$450,000 IN GRANTS

**Titans Owner Amy Adams Strunk Distributes \$450,000 in Grant Funding to 10 Local Non-Profits as "We Stand For" Campaign Takes Center Stage**

by Jim Wyatt, TitansOnline.com  
July 30, 2019

NASHVILLE, Tenn. — A year ago, the Titans launched the "We Stand For" campaign, designed to bring the public's attention to the causes that are important to the team's players, coaches and executives.

On Tuesday, it was on full display -- along with some big checks handed out by controlling owner Amy Adams Strunk.

Several of the team's leaders, including general manager Jon Robinson, head coach Mike Vrabel and three players -- tight end Delanie Walker, linebacker Wesley Woodyard, and defensive lineman Jurrell Casey -- were on hand for a community engagement panel at Nissan Stadium, where they discussed the causes that are dear to them.

Then, Amy Adams Strunk handed out \$450,000 in grant funding to 10 local non-profit organizations at the end of a luncheon.

"Mike said, 'We're all family,' and what they stand for, we stand for," Strunk said. "We want to be a part of the community and be a part of the change, and just be good Samaritans. (Our players) take their feelings about this community (seriously) -- they're so strong. And they just want to do what they can to make it a better place. Nashville is great, but we can always be better."

"Today was fun. It was a surprise (to the check recipients) and that made it even more fun. ... It just means so much that we have taken on different causes now that maybe we wouldn't have thought about if our players hadn't brought them to us. I think it's a great thing."

The grants handed out on Tuesday ranged from \$25,000 to \$100,000 and support non-profit organizations in the spaces of education, African American history and culture, social justice, diversionary and re-entry programs, immigrant outreach and domestic violence and sexual assault.

**The \$100,000 grant recipients:**

- \* National Museum of African American Music
- \* NAACP Freedom Fund

**The \$50,000 grant recipients:**

- \* Community Achieves by Metro Nashville Public Schools
- \* Nashville GRAD



**The \$25,000 grant recipients:**

- \* Project Return
- \* Davidson County Drug Court Program (DC4)
- \* Thistle Farms
- \* Sexual Assault Center
- \* Nashville International Center for Empowerment
- \* Conexion Americas

[WATCH: Strunk, Robinson, Vrabel, Titans players on hand as organizations receive grant funding](#)

Grant recipients were selected not only on merit but also based on their affiliation with a cause identified as important to a player, coach or executive through the team's "We Stand For" campaign.

The organization's hope for the "We Stand For" campaign is to foster positive dialogue around the community work of its players and executives and raise awareness for the associated causes. The campaign was launched to give Titans players, coaches and front office a platform to better showcase causes and charities that are important to them, and to foster positive dialogue around their community and the work of their associated charities.

Along with his wife Ryann, the Caseys established the Casey Fund, a nonprofit dedicated to addressing the needs of at-risk youth as well as formerly incarcerated individuals by raising money for re-entry programs, inner-city youth programs, mentoring, and halfway houses.

Casey said the organization's work in the community -- and Strunk's generosity -- has inspired everyone to do more.

"It's unbelievable," said Casey, the 2018 Titans recipient of the Walter Payton Man of the Year award. "For you to have an owner and an organization to do something this incredible in the community, something we fight for all the time. ... For Amy to do something like this, I am baffled, I am speechless. She has done something so amazing it touches my heart down deep."

## TITANS ON SOCIAL MEDIA

Team Website . . . . . www.TitansOnline.com  
 Mobile Website . . . . . m.titansonline.com  
 Facebook . . . . . @Titans  
 Instagram . . . . . @Titans  
 Snapchat . . . . . nfltitans  
 Twitter . . . . . @Titans  
 YouTube . . . . . /titans

## Follow individual Titans players at their personal accounts:

PLAYER		
P Austin Barnard	@barnyard47	@austinb47
RB Alex Barnes	@Alex_Barnes34	
LB Daren Bates	@DB_5trey	@weslynn_son56
WR Cameron Batson	@killacam_3_	@camb_13
DE Amani Bledsoe	@Amani_Bledsoe	@homeboymoose
LS Beau Brinkley	@brinkley86	@brinkley486
WR A.J. Brown	@Brown1Arthur	@1k_alwaysopen
LB Jayon Brown	@jayonbrown12	@jayonbrown12
CB Malcolm Butler	@Mac_BZ	@Mac_BZ
S Kevin Byard	@KB31_Era	@KB31_savage
DT Jurrell Casey	@Jurrellc	@tattedmonster99
T Jack Conklin	@jack_conklin78	@jack_conklin78
OLB Kamalei Correa	@kamalei_correa	@kamalei_correa
DB Dane Cruikshank	@Dane2Smooove	@Dane2Smooove
WR Corey Davis	@TheCDavis84	@coreydavis84
OL Nate Davis	@nate_davis73	@nate.davis64
RB Dalyn Dawkins	@DDawki1	@totedatrockuno
DE Matt Dickerson	@doublemicky	@mattmicky
G Jamil Douglas	@jamildouglas_	@jamil
CB Kenneth Durden		@beenlivinghumble
LB Rashaan Evans	@616evans4	@r.blade_
OLB Sharif Finch	@S_Finch6	@sfinch6
TE Anthony Firkser		@asapfirk
RB David Fluellen	@DavidFluellenJr	@DavidFluellenJr
T A.T. Hall	@at_hall75	
LB Nigel Harris	@wiz_kidnookie7	@wiz_kidnookie7
RB Derrick Henry	@KingHenry_2	@last_king_2
DL Frank Herron	@frankherron_jr	@frankherronjr9
TE Parker Hesse	@trueblue_hesse	@truebluehesse
TE Ryan Hewitt	@Huey_85	@ryanbew
WR Cody Hollister	@C_hollister81	@codyhollister
DB Amani Hooker	@amaniball	@amanihooker27
NT Braxton Hoyett	@BraxtonHoyett	@bkhoyett
WR Adam Humphries	@adamhumphries13	@adamhumphries10
CB Adoree' Jackson	@adoreeknows	@adoreeknows
WR Darius Jennings	@dariusjennings_	@dariusjennings_
DL Austin Johnson	@AJohn15	@ajohn_94
C Ben Jones		@jones60ben
DL DaQuan Jones	@RiDQulous_98	@dqj_90
DB Mike Jordan		@mike_jordan41

## PLAYER



CB Joshua Kalu	@BluesKalus	@BluesKalus
T/G Dennis Kelly	@denniskelly67	@denniskelly67
P Brett Kern	@brettkern6	@brettkern6
OLB Harold Landry III	@haroldlandry	@haroldlandry
C/G Corey Levin	@coreylevin62	@coreylevin62
T Taylor Lewan	@TaylorLewan77	@taylorlewan
RB Dion Lewis	@DionLewisRB	@d_lew33
OLB LaTroy Lewis	@MrPrimetime4	@MrPrimetime4
LB David Long Jr.	@David__Long	@davidlongjr__
DT Isaiah Mack	@imack98	
T Tyler Marz	@TylerMarz61	@tylermarz
WR Tanner McEvoy		@tmcevoy19
RB Jeremy McNichols	@jeremymcnichols	@jeremymcnichols
CB Kareem Orr	@reemknows1	@kareemorr1
G/T Kevin Pamphile	@KevinPamphile64	@kevin_pamphile64
OL Austin Pasztor	@APsixseven	@apsixseven
CB D'Andre Payne		@realdpayne
TE MyCole Pruitt	@flyyCole_x4	@flyycole_x4
OL David Quessenberry	@davidqberry	@davidqberry
WR Anthony Ratliff-Williams		@aratwill @1arw7
WR Kalif Raymond	@kalifraymond7	@kalifraymond7
OLB Derick Roberson	@DerickJRoberson	
CB Logan Ryan	@realloganryan	@loganryan
G Rodger Saffold	@Rodger_Saffold	@rsaff76
WR Tajaé Sharpe	@show19ine	@show19ine
DL Jeffery Simmons	@grindsimmons94	@jsimmons_94
CB LeShaun Sims	@leshaunsims	@leshauns36
TE Jonnu Smith	@Easymoney_81	@jonnusmith81
CB Tye Smith	@TyeSmithCB	@tyesmith
G Aaron Stinnie	@lil_stinnie	@lil_stinnie
K Ryan Succop	@ryansuccop	@ryansuccop06
QB Ryan Tannehill	@ryantannehill1	@rtannehill17
WR Taywan Taylor	@silentgrind2	@silentgrind2
S JoJo Tillery	@TheJoJoTillery	@TheJoJoTillery
DE Brent Urban	@urbanlegend96	@urbanlegend96
S Kenny Vaccaro	@KennyVaccaro4	@kennyvaccaro
OLB Cameron Wake	@kold91	@ninety1
OLB D'Andre Walker	@DAndreWalker15	@DAndreWalker15
TE Delanie Walker	@delaniewalker82	@delaniewalker82
TE Cole Wick	@kingcole45	
S LaDarius Wiley	@LDtheking13	
OLB Jordan Williams	@mr_rockytop	@mr_rockytop
QB Logan Woodside	@lwoodsideqb5	@doubleunlogs_
LB Wesley Woodyard	@wooddro52	@wooddro52



# THIS WEEK'S MEDIA CALENDAR

12 Monday	13 Tuesday	14 Wednesday	15 Thursday	16 Friday	17 Saturday	18 Sunday
<b>Practice</b> 9:50 a.m.–Noon  Players available on the field after practice, followed by head coach <b>Mike Vrabel</b>  Practice CLOSED to the general public	<b>No Access</b> Players' day off	<b>Practice with Patriots</b> 9:50 a.m.–Noon  Players available on the field after practice, followed by QB <b>Marcus Mariota</b> and head coach <b>Mike Vrabel</b>  Practice OPEN to the general public	<b>Practice with Patriots</b> 9:50 a.m.–Noon  Players available on the field after practice, followed by head coach <b>Mike Vrabel</b>  Practice OPEN to the general public	<b>No Access</b>	<b>Titans vs. Patriots</b> 7 p.m. CT Nissan Stadium	<b>Press Conference</b>  Head coach <b>Mike Vrabel</b> at Saint Thomas Sports Park (time TBA)

## TITANS RADIO AFFILIATES

Titans Radio brings football to fans across the Mid-South in one of the NFL's largest radio networks, including Nashville flagship 104.5 The Zone.

Play-by-play announcer **Mike Keith** connection with pro football across the Mid-South dates back to 1996, a year before the Oilers arrived in Tennessee, and he became the "Voice of the Titans" in 1999. Former Titans assistant coach and NFL head coach **Dave McGinnis** began serving as Titans Radio's color analyst in 2017, while Titans Radio gameday host **Rhett Bryan's** involvement with the broadcast dates back to 1997. **Jonathan Hutton** has been a member of the Titans Radio gameday crew since 2014, while **Amie Wells** has been reporting on the sidelines since 2018.

### TITANS RADIO AFFILIATES:

<b>Flagship</b>				Union City	WQAK	FM	105.7
Nashville	WGFX	FM	104.5	Waverly	WQMV	FM	93.5
<b>Tennessee</b>						AM	1060
Camden	WRJB	FM	95.9	Winchester	WCDT	AM	1340
	WFVL	AM	1220	<b>Alabama</b>			
Centerville	WNKX	FM	96.7	Birmingham	WJOX	FM	94.5
Chattanooga	WGOW	FM	102.3	Florence	WQLT	FM	107.3
		AM	1150	Huntsville	WUMP	AM	730
Clarksville	WKFN	AM	540			FM	103.9
		FM	104.1	Huntsville	WVNN	AM	770
Cleveland	WCLE	FM	104.1			FM	92.5
Columbia	WMCP	AM	1280	Scottsboro	WWIC	AM	1050
Cookeville	WKXD	FM	106.9	<b>Kentucky</b>			
Fayetteville	WYTM	FM	105.5	Benton	WCBL	AM	1290
Jackson	WZDQ	FM	102.3	Bowling Green	WPTQ	FM	105.3
Knoxville	WOKI	FM	98.7	Cadiz	WKDZ	FM	106.5
Lawrenceburg	WTNX	FM	106.7	Elizabethtown	WIEL	FM	106.1
Lebanon	WANT	FM	98.9			AM	1400
Lebanon	WCOR	AM	1490	Hardinsburg	WXBC	FM	104.3
Lewisburg	WJJM	FM	94.3	Henderson	WSON	AM	860
Manchester	WMSR	FM	107.9			FM	96.5
		AM	1230	Madisonville	WWKY	FM	97.7
Memphis	WMFS	FM	92.9	Owensboro	WVJS	FM	92.9
		AM	680			AM	1420
Memphis	WMC	AM	790	Paducah	WPAD	FM	99.5
Morristown	WCRK	FM	105.7			AM	1560
Nashville	WGFX	FM	104.5	<b>Hawaii</b>			
Pulaski	WKSJ	FM	100.9	Honolulu	KIKI	AM	990
		AM	1420				
Tri-Cities	WXSM	AM	640				

## MEDIA CONTACT INFORMATION

### Titans Practice Facility/Training Camp Site:

Saint Thomas Sports Park  
460 Great Circle Road  
Nashville, TN 37228

### Nissan Stadium:

One Titans Way  
Nashville, TN 37213

### Media-Only Website/Credential Application:

[www.titansonline.com/media/credentials](http://www.titansonline.com/media/credentials) (username and password available through Titans media relations)

### Phone:

(615) 565-4000 (main)  
(615) 565-4100 (media relations)  
(615) 565-4200 (ticket office)

### Titans Media Relations:

Senior Director of Communications  
Robbie Bohren, (615) 565-4101  
rbohren@titans.nfl.com  
Assistant Director of Media Relations  
Dwight Spradlin, (615) 565-4102  
dspradlin@titans.nfl.com  
Media Relations Manager  
Jared Puffer, (615) 565-4107  
jpuffer@titans.nfl.com  
Media Relations Coordinator  
Kim Smith, (615) 565-4103  
ksmith@titans.nfl.com  
Media Relations Seasonal Assistant  
Geordan Powell, (615) 565-4123  
gpowell@titans.nfl.com



## NISSAN STADIUM GAMEDAY MEDIA INFORMATION

### MEDIA RELATIONS CONTACTS

Titans Media Relations (Press Box Seats 1-7): (615) 565-4450  
 Robbie Bohren, Senior Director of Media Relations  
 Dwight Spradlin, Assistant Director of Media Relations  
 Jared Puffer, Media Relations Manager (Field Contact)  
 Kim Smith, Media Relations Coordinator  
 Geordan Powell, Media Relations Seasonal Assistant (Media Will Call)  
 Visiting Team Media Relations (Press Box Seats 29-32): (615) 565-4452

### DIRECTIONS TO NISSAN STADIUM

**FROM AIRPORT TO NISSAN STADIUM (APPROXIMATELY 15 MINUTES):** Take I-40 West toward Nashville/Memphis to I-24 West (before downtown). Exit at James Robertson Parkway (Exit 48). Turn left at first light (Interstate Drive). Turn right on Woodland Street. Nissan Stadium will be on the left. Follow signs to parking lot ("M" lot on northwest corner/river side of stadium).

### NISSAN STADIUM MEDIA WILL CALL/MEDIA ENTRANCE

The media will call window and media entrance are located in the northwest corner of Nissan Stadium near Gate 6. The media will call window opens three hours prior to kickoff.

### FIELD MEDIA VESTS

All members of the media with field access during the game must wear a media vest. Still and video photographers will be issued tan vests, while team-affiliated video photographers (coaches' shows, etc.) will be issued gray vests. All vests must be obtained prior to each game at the vest check-in table in the field level concourse. All vests must be returned at the conclusion of the game to Titans personnel or a designated vest receptacle.

### NISSAN STADIUM PRESS BOX INTERNET ACCESS

Wireless internet access is available free of charge in the Nissan Stadium press box. The login information will be available upon arrival in the press box. A limited number of ethernet lines and pool phone lines also are available. Accessing the wireless network works the same in the Nissan Stadium press box as it does in most areas with free connectivity. Titans staff may be able to assist in a limited manner, but you should first contact your company's I.T. department with any questions.

### FROM NISSAN STADIUM PRESS BOX TO LOCKER ROOMS

Take the press box elevator (Level 3) to field level (Level 1). The Titans interview room is immediately on the right, and the Titans locker room (blue line) is straight ahead. Turn left and continue straight along the concourse to reach the visiting team's locker room and interview room (white line).

### POSTGAME POLICIES

Reporters with press box credentials will be allowed on the field during pre-game activities but not during the game itself. Press box credentials do NOT provide access to the field at the two-minute warning in the fourth quarter. Media will be allowed to gather in the Titans interview room to watch the end of the game or remain in the press box to make the short walk down to the field level at the conclusion of the game. All media members will have field access once all of the players and coaches have exited the field. Interviews with Titans players are not permitted on the field following the game. The press conference will begin approximately 10 minutes following the conclusion of the game and will be held in the interview room across from the Titans locker room. Key players also will be brought to the interview room. The press conference audio will be played live over the press box speakers.

### POSTGAME QUOTES

Quotes from each team's head coach and key players will be transcribed and distributed throughout the Nissan Stadium press box following the game. The quotes also will be available at [www.TitansOnline.com](http://www.TitansOnline.com).

### POOL REPORTS

Pool reporters are assigned by the Pro Football Writers of America. They are the only reporters allowed in the officials' locker room. Requests for pool reports must be made in advance. Pool reports will be recorded, transcribed and then distributed in the press box.

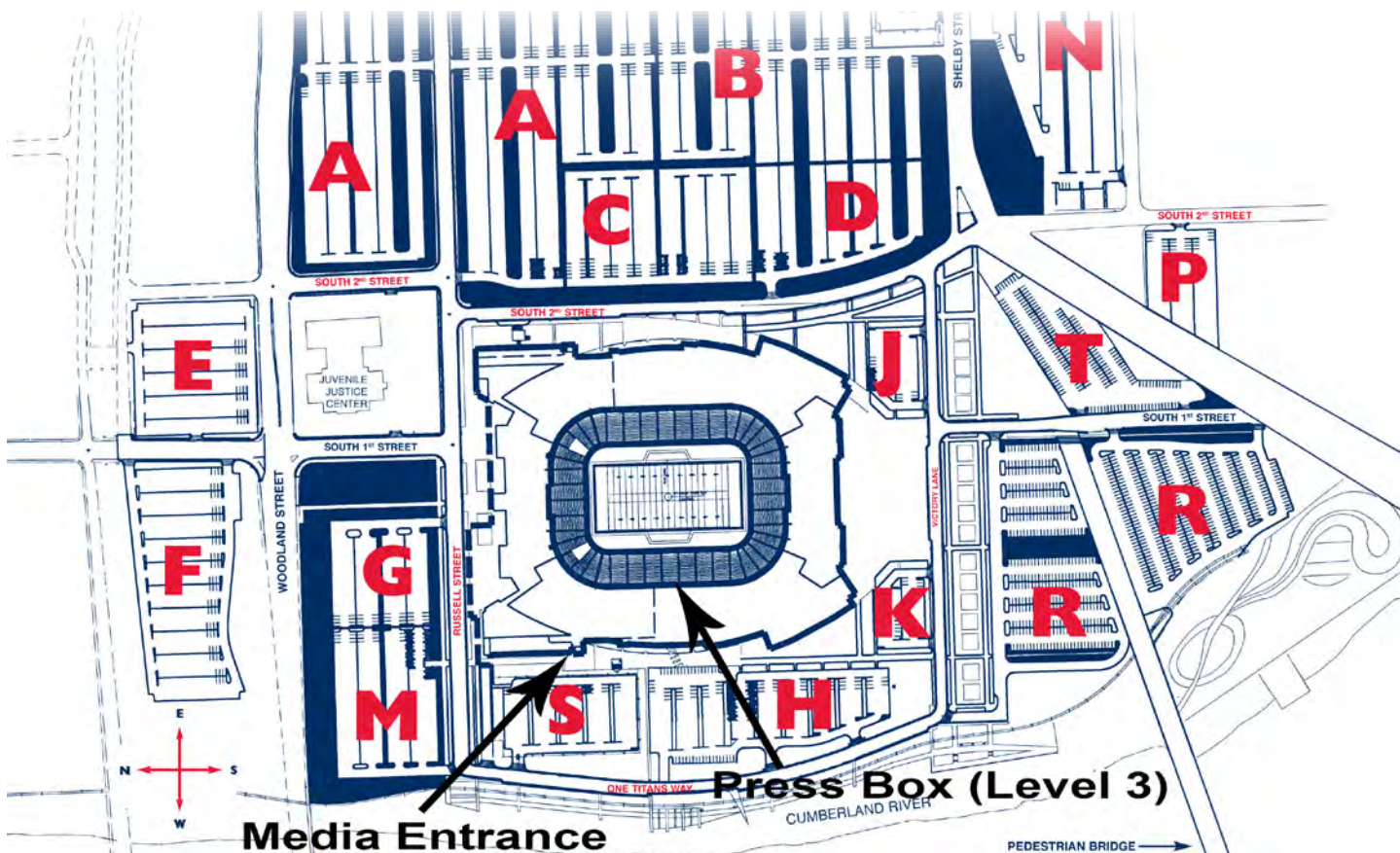
### EXITING NISSAN STADIUM

**FROM NISSAN STADIUM PRESS BOX TO STADIUM EXIT:** Cross the press box catwalk to the third floor lobby. Take the stairs or elevator one floor down to Level 2. Exit through the doors and walk right to get to the "M" lot.

**FROM NISSAN STADIUM TO AIRPORT (APPROXIMATELY 15 MINUTES):** Take I-24 East toward Chattanooga to I-40 East toward Knoxville. The airport is at Exit 216A.

## NISSAN STADIUM PARKING AND MEDIA ENTRANCE

The media will call window and media entrance are located in the northwest corner of Nissan Stadium near Gate 6. The media will call window opens three hours prior to kickoff.



2018 NFL DIVISIONAL STANDINGS

AFC East	W	L	T	Pct
zyx-New England Patriots	11	5	0	0.688
Miami Dolphins	7	9	0	0.438
Buffalo Bills	6	10	0	0.375
New York Jets	4	12	0	0.250

AFC North	W	L	T	PCT
yx-Baltimore Ravens	10	6	0	0.625
Pittsburgh Steelers	9	6	1	0.594
Cleveland Browns	7	8	1	0.469
Cincinnati Bengals	6	10	0	0.375

AFC South	W	L	T	PCT
yx-Houston Texans	11	5	0	0.688
x-Indianapolis Colts	10	6	0	0.625
Tennessee Titans	9	7	0	0.563
Jacksonville Jaguars	5	11	0	0.313

AFC West	W	L	T	PCT
*zyx-Kansas City Chiefs	12	4	0	0.750
x-Los Angeles Chargers	12	4	0	0.750
Denver Broncos	6	10	0	0.375
Oakland Raiders	4	12	0	0.250

NFC East	W	L	T	PCT
yx-Dallas Cowboys	10	6	0	0.625
x-Philadelphia Eagles	9	7	0	0.563
Washington Redskins	7	9	0	0.438
New York Giants	5	11	0	0.313

NFC North	W	L	T	PCT
yx-Chicago Bears	12	4	0	0.750
Minnesota Vikings	8	7	1	0.531
Green Bay Packers	6	9	1	0.406
Detroit Lions	6	10	0	0.375

NFC South	W	L	T	PCT
*zyx-New Orleans Saints	13	3	0	0.813
Atlanta Falcons	7	9	0	0.438
Carolina Panthers	7	9	0	0.438
Tampa Bay Buccaneers	5	11	0	0.313

NFC West	W	L	T	PCT
zyx-Los Angeles Rams	13	3	0	0.813
x-Seattle Seahawks	10	6	0	0.625
San Francisco 49ers	4	12	0	0.250
Arizona Cardinals	3	13	0	0.188

x - clinched playoff berth
y - clinched division title

z - clinched first-round bye
\* - clinched home-field advantage

TITANS OFFENSIVE AND DEFENSIVE RANKINGS BY THE WEEK AND BY THE SEASON

Offensive rankings in 2019 by the week based on yardage, followed by yearly rankings since 1999:

2019 Season		NFL Offense			AFC Offense		
Week	Opp.	Tot	Rush	Pass	Tot	Rush	Pass
1	at Cle						
2	Ind						
3	at Jax						
4	at Atl						
5	Buf						
6	at Den						
7	LAC						
8	TB						
9	at Car						
10	KC						
11	Bye						
12	Jax						
13	at Ind						
14	at Oak						
15	Hou						
16	NO						
17	at Hou						

Final regular season team rankings:							
Titans in 2018	25	7	29	11	3	14	
Titans in 2017	23	15	23	9	8	11	
Titans in 2016	11	3	25	5	2	11	
Titans in 2015	30	25	25T	16	10	14	
Titans in 2014	29	26	22	14	14	11	
Titans in 2013	22	14	21	11	7	11	
Titans in 2012	26	21	22	12	10	11	
Titans in 2011	17	31	12	8	16	5	
Titans in 2010	27	17	25	15	10	13	
Titans in 2009	12	2	23	6	2	10	
Titans in 2008	21	7	27	10	3	12	
Titans in 2007	21	5	27	10	3	14	
Titans in 2006	27	5	30	12	3	15	
Titans in 2005	17	23	9	10	12	5	
Titans in 2004	11	14	10	6	10	5	
Titans in 2003	8	26	5	4	14	3	
Titans in 2002	17	11	20	9	7	11	
Titans in 2001	8	12	8T	5	8	4	
Titans in 2000	14	7	16	8	6	8	
Titans in 1999	13	13	13T	6	9	5T	

Defensive rankings in 2019 by the week based on yardage, followed by yearly rankings since 1999:

2019 Season		NFL Defense			AFC Defense		
Week	Opp.	Tot	Rush	Pass	Tot	Rush	Pass
1	at Cle						
2	Ind						
3	at Jax						
4	at Atl						
5	Buf						
6	at Den						
7	LAC						
8	TB						
9	at Car						
10	KC						
11	Bye						
12	Jax						
13	at Ind						
14	at Oak						
15	Hou						
16	NO						
17	at Hou						

Final regular season team rankings:							
Titans in 2018	8	18	6	5	8	4	
Titans in 2017	13	4	25	5	1	12	
Titans in 2016	20	2	30	11	1	16	
Titans in 2015	12	18	7	8	12	3	
Titans in 2014	27	31	15	16	15	9	
Titans in 2013	14	20	11	8	8	6	
Titans in 2012	27	24	26	15	11	14	
Titans in 2011	18T	24	14	11	11	10	
Titans in 2010	26	20	29	13	10	14	
Titans in 2009	28	11T	31	14	5T	16	
Titans in 2008	7	6	9	3	3	4	
Titans in 2007	5	5	10	4	3	9	
Titans in 2006	32	30	27	16	15	15	
Titans in 2005	19	22	17	10	11	7	
Titans in 2004	27	18	26	13	11	12	
Titans in 2003	12	1	30	9	1	15	
Titans in 2002	10	2	25	5	2	13	
Titans in 2001	25	5	31	15	3	16	
Titans in 2000	1	3	1	1	2	1	
Titans in 1999	17	10	25	12	6	15	



# TENNESSEE TITANS OFFENSIVE AND DEFENSIVE STATS, 1999-2018

1999-2018 TITANS - OFFENSE																				
OFFENSE	2018	2017	2016	2015	2014	2013	2012	2011	2010	2009	2008	2007	2006	2005	2004	2003	2002	2001	2000	1999
GAMES (Won-Lost)	9-7	9-7	9-7	3-13	2-14	7-9	6-10	9-7	6-10	8-8	13-3	10-6	8-8	4-12	5-11	12-4	11-5	7-9	13-3	13-3
FIRST DOWNS	289	290	322	298	258	311	260	281	252	288	268	306	261	279	308	310	312	288	299	294
Rushing	106	97	115	66	75	103	70	71	73	115	108	118	105	72	85	84	112	87	107	109
Passing	156	157	175	195	159	172	166	185	155	154	143	171	133	191	200	211	182	179	167	167
Penalty	27	36	32	37	24	36	24	25	24	19	17	17	23	16	23	15	18	22	25	18
YDS GAINED (tot)	4,998	5,024	5,728	4,988	4,859	5,390	5,010	5,361	4,834	5,623	5,018	4,987	4,810	5,122	5,487	5,501	5,272	5,352	5,350	5,296
Avg per Game	312.4	314.0	358.0	311.8	303.7	336.9	313.1	335.1	302.1	351.4	313.6	311.7	300.6	320.1	342.9	343.8	329.5	334.5	334.4	331.0
RUSHING (net)	2,023	1,833	2,187	1,485	1,447	1,894	1,687	1,438	1,727	2,592	2,199	2,109	2,214	1,525	1,871	1,623	1,952	1,794	2,085	1,811
Avg per Game	126.4	114.6	136.7	92.8	90.4	118.4	105.4	89.9	107.9	162.0	137.4	131.8	138.4	95.3	116.9	101.4	122.0	112.1	130.3	113.2
Rushes	454	443	476	371	356	462	378	376	406	499	508	543	469	397	420	486	511	468	546	459
Yards per Rush	4.5	4.1	4.6	4.0	4.1	4.1	4.5	3.8	4.3	5.2	4.3	3.9	4.7	3.8	4.5	3.3	3.8	3.8	3.8	3.9
PASSING (net)	2,975	3,191	3,541	3,503	3,412	3,496	3,323	3,923	3,107	3,031	2,819	2,878	2,596	3,597	3,616	3,878	3,320	3,558	3,265	3,485
Avg per Game	185.9	199.4	221.3	218.9	213.3	218.5	207.7	245.2	194.2	189.4	176.2	179.9	162.3	224.8	226.0	242.4	207.5	222.4	204.1	217.8
Passes Att.	437	496	504	551	513	533	540	584	474	476	453	464	447	594	589	502	500	515	462	527
Completed	293	306	307	342	299	328	318	353	273	271	265	288	226	358	356	315	306	307	286	304
Pct Completed	67.0	61.7	60.9	62.1	58.3	61.5	58.9	60.4	57.6	56.9	58.5	62.1	50.6	60.3	60.4	62.7	61.2	59.6	61.9	57.7
Yards Gained	3,255	3,394	3,720	3,893	3,738	3,710	3,577	4,113	3,278	3,104	2,902	3,077	2,748	3,797	3,933	4,031	3,441	3,867	3,430	3,622
Sacked	47	35	28	54	50	37	39	24	27	15	12	30	29	31	44	25	21	43	28	25
Yards Lost	280	203	179	390	326	214	254	190	171	73	83	199	152	200	317	153	121	309	165	137
Had intercepted	12	17	11	17	16	16	16	14	15	15	9	17	19	14	19	9	15	17	16	13
Yards Opp Ret	219	262	203	263	214	132	260	167	120	121	88	116	250	293	306	264	179	163	236	227
Opp TDs on Int	1	2	3	3	1	1	4	3	1	0	0	0	2	4	2	3	2	2	3	2
PUNTS	75	75	77	88	89	79	83	86	77	69	87	73	88	78	79	71	66	85	76	90
Avg Yards	46.4	49.7	44.2	47.4	46.3	42.9	46.4	43.6	42.9	43.4	42.8	41.9	42.7	43.2	42.9	43.9	41.3	42.0	40.8	42.5
PUNT RETURNS	27	36	30	38	30	31	31	47	27	33	34	42	37	45	40	37	28	36	53	40
Avg Return	8.8	8.5	7.9	8.1	6.9	7.7	15.3	10.4	12.2	6.7	9.7	8.7	12.6	9.3	4.3	11.6	7.8	7.8	12.7	9.0
Returned for TD	0	0	0	0	0	0	3	1	1	0	0	0	3	1	0	1	0	0	1	1
KICKOFF RETURNS	23	28	33	33	48	44	63	32	64	69	52	52	79	70	79	68	50	71	47	56
Avg Return	32.0	22.1	19.1	20.6	23.4	24.9	23.6	26.0	24.3	20.5	25.4	21.1	23.2	24.2	19.7	19.1	19.6	19.9	26.1	18.6
Returned for TD	1	0	0	0	0	0	1	1	1	0	0	0	0	0	0	0	0	1	0	0
PENALTIES	82	85	110	93	111	101	106	104	128	98	108	101	94	125	110	110	112	119	107	114
Yards Penalized	727	785	1,012	779	961	900	847	960	1,040	821	855	773	803	1,002	923	887	891	1,025	870	1,069
FUMBLES BY	18	10	17	25	23	27	21	17	22	27	18	32	29	27	33	24	20	18	24	17
Fumbles Lost	6	8	7	16	10	9	12	8	14	16	8	17	7	12	12	12	10	11	14	9
Opp Fumbles	14	23	12	16	7	24	15	20	25	20	28	26	19	20	22	21	22	21	39	39
Opp Fum Lost	6	9	6	8	4	12	5	12	8	7	11	12	11	11	12	13	11	11	13	24
POSS. TIME (avg)	29:28	29:51	30:32	29:25	27:31	30:00	27:18	27:52	25:54	28:27	29:09	31:38	27:17	31:13	31:40	32:52	32:47	31:29	33:48	31:30
TOUCHDOWNS	34	33	46	37	28	41	36	34	40	39	41	28	36	33	41	48	42	39	38	46
Rushing	15	18	16	10	6	16	10	8	13	19	24	17	15	8	12	11	16	12	14	19
Passing	16	14	29	25	20	22	17	22	24	16	13	9	13	20	27	30	22	23	18	23
Returns	3	1	1	2	2	3	9	4	3	4	4	2	8	5	2	7	4	4	6	4
EXTRA-PT KICKS	28/31	31/33	39/41	29/31	27/27	41/41	35/35	34/34	38/38	37/37	40/40	28/28	32/32	30/32	39/39	43/44	36/36	34/35	37/38	43/43
2-PT CONVERSIONS	0/1	0/0	0/5	3/5	0/1	0/0	1/1	0/0	1/2	1/2	1/1	0/0	3/3	0/1	1/2	3/4	2/6	3/4	0/0	1/3
FIELD GOALS/FGA	26/30	35/42	22/24	14/16	19/22	25/29	25/31	29/32	24/26	27/32	29/33	35/39	22/28	23/29	19/27	32/37	25/31	20/28	27/33	21/25
POINTS SCORED	310	334	381	299	254	362	330	325	356	354	375	301	324	299	344	435	367	336	346	392
TURNOVER DIFF.	-1	-4	0	-14	-10	0	-4	+1	-4	-4	+14	0	+2	-6	-1	+13	+4	-4	0	+19

1999-2018 TITANS - DEFENSE																				
DEFENSE	2018	2017	2016	2015	2014	2013	2012	2011	2010	2009	2008	2007	2006	2005	2004	2003	2002	2001	2000	1999
POINTS ALLOWED	303	356	378	423	438	381	471	317	339	402	234	297	400	421	439	324	324	388	191	324
OPP FIRST DOWNS	298	323	324	317	357	329	358	324	356	323	276	268	329	294	318	275	297	300	215	300
Rushing	98	68	70	101	119	108	122	111	107	89	81	80	121	89	99	79	75	79	62	81
Passing	182	231	227	192	211	191	210	187	214	210	166	165	181	180	189	167	197	192	134	193
Penalty	18	24	27	24	27	30	26	26	35	24	29	23	27	25	30	29	25	29	19	26
OPP YARDS GAINED	5,334	5,248	5,720	5,475	5,968	5,407	5,999	5,682	5,883	5,850	4,698	4,665	5,915	5,110	5,724	4,901	4,964	5,515	3,814	5,245
Avg per Game	333.4	328.0	357.5	342.2	373.0	337.9	374.9	355.1	367.7	365.6	293.6	291.6	369.7	319.4	357.8	306.3	310.3	344.7	238.4	327.8
OPP RUSHING(net)	1,863	1,420	1,413	1,797	2,195	1,795	2,035	2,053	1,851	1,711	1,502	1,478	2,313	1,894	1,917	1,295	1,424	1,431	1,390	1,550
Avg per Game	116.4	88.8	88.3	112.3	137.2	112.2	127.2	128.3	115.7	106.9	93.9	92.4	144.6	118.4	119.8	80.9	89.0	89.4	86.9	96.9
Rushes	429	398	356	462	515	446	483	461	474	402	403	369	506	449	421	342	372	405	387	383
Yards per Rush	4.3	3.6	4.0	3.9	4.3	4.0	4.2	4.5	3.9	4.3	3.7	4.0	4.6	4.2	4.6	3.8	3.8	3.5	3.6	4.0
OPP PASSING(net)	3,471	3,828	4,307	3,678	3,773	3,612	3,964	3,629	4,032	4,139	3,196	3,187	3,602	3,216	3,807	3,606	3,540	4,084	2,424	3,695
Avg per Game	216.9	239.3	269.2	229.9	235.8	225.8	247.8	226.8	252.0	258.7	199.8	199.2	225.1	201.0	237.9	225.4	221.3	255.3	151.5	230.9
Passes Att.	533	605	635	502	545	545	564	591	625	604	575	569	530	470	524	546	562	559	466	557
Completed	337	369	388	319	347	344	374	369	410	404	342	349	335	296	333	332	339	328	242	312
Pct Completed	63.2	61.0	61.1	63.5	63.7	63.1	66.3	62.4	65.6	66.9	59.5	61.3	63.2	63.0	63.5	60.8	60.3	58.7	51.9	56.0
Sacked	39	43	40	39	39	36	39	28	40	32	44	40	26	41	32	38	40	32	55	54
Yards Lost	248	272	278	271	222	227	241	180	272	224	262	241	148	246	220	223	213	175	337	305
INTERCEPTED BY	11	12	12	11	12	13	19	11	17	20	20	22	17	9	18	21	18	13	17	16
Yards Returned	120	154	68	164	122	113	358	179	198	433	351	358	282	129	285	312	198	78	285	257
Returned for TD	2	0	0	1	1	1	4	1	1	4	3	2	2	2	1	3	3	0	4	1
OPP PUNT RETURNS	33	41	36	47	43	35	39	36	35	29	32	31	33	32	31	30	28	36	28	45
Avg return	9.0	7.0	9.6	12.9	8.1	6.0	10.4	6.1	6.1	7.2	9.1	8.8	8.4	4.5	6.3	9.2	13.9	7.3	5.7	7.4
OPP KICKOFF RET	25	32	21	22	31	45	33	30	56	71	61	58	58	57	69	81	74	57	76	76
Avg return	27.8	23.4	22.0	27.2	27.6	24.4	26.1	22.7	24.8	24.1	25.0	24.2	21.8	22.6	20.1	18.8	20.0	24.9	20.9	21.0
OPP TOUCHDOWNS	32	36	43	51	48	40	55	34	32	48	25	35	46	51	52	35	40	46	20	39
Rushing	9	5	10	11	17	21	16	10	7	16	12	11	20	12	18	10	7	17	7	8
Passing	21	27	25	34	28	15	31	21	23	31	12	21	24	33	29	20	27	27	10	26
Returns	2	4	8	6	3	4	8	3	2	1	1	3	2	6	5	5	6	2	3	5

## 2019 TENNESSEE TITANS PRESEASON STATISTICS

## Won 1, Lost 0

Date	W-L	Score	OT	Opponent	Attendance
08/08	W	27-10		at Philadelphia	65,696
08/17				New England	
08/25				Pittsburgh	
08/29				at Chicago	

Statistic	Tenn.	Opp.
<b>Total First Downs</b>	<b>23</b>	<b>10</b>
Rushing	5	0
Passing	14	7
Penalty	4	3
3rd Down: Made/Att	11/19	1/10
3rd Down Pct.	57.9	10.0
4th Down: Made/Att	0/4	0/2
4th Down Pct.	0.0	0.0
<b>Possession Avg.</b>	<b>37:51</b>	<b>22:09</b>
<b>Total Net Yards</b>	<b>388</b>	<b>227</b>
Avg. Per Game	388.0	227.0
Total Plays	80	51
Avg. Per Play	4.9	4.5
<b>Net Yards Rushing</b>	<b>125</b>	<b>37</b>
Avg. Per Game	125.0	37.0
Total Rushes	33	17
<b>Net Yards Passing</b>	<b>263</b>	<b>190</b>
Avg. Per Game	263.0	190.0
Sacked/Yards Lost	3/29	1/6
Gross Yards	292	196
Att./Completions	44/31	33/15
Completion Pct.	70.5	45.5
Had Intercepted	0	1
<b>Punts/Average</b>	<b>4/47.3</b>	<b>6/49.0</b>
Net Punting Avg.	4/44.3	6/37.7
<b>Penalties/Yards</b>	<b>12/117</b>	<b>11/86</b>
<b>Fumbles/Ball Lost</b>	<b>2/0</b>	<b>2/1</b>
<b>Touchdowns</b>	<b>4</b>	<b>1</b>
Rushing	0	0
Passing	4	1
Returns	0	0

Score By Periods	Q1	Q2	Q3	Q4	OT	PTS
<b>Team</b>	<b>0</b>	<b>14</b>	<b>0</b>	<b>13</b>	<b>0</b>	<b>27</b>
<b>Opponents</b>	<b>3</b>	<b>7</b>	<b>0</b>	<b>0</b>	<b>0</b>	<b>10</b>

Scoring	TD	Rush	Rec	Ret	K-PAT	FG	S	PTS
Firkser	1	0	1	0			0	6
Hollister	1	0	1	0			0	6
McEvoy	1	0	1	0			0	6
Pruitt	1	0	1	0			0	6
Jennings	0	0	0	0			0	2
Barnard	0	0	0	0	1/3	0/0	0	1
<b>Team</b>	<b>4</b>	<b>0</b>	<b>4</b>	<b>0</b>	<b>1/3</b>	<b>0/0</b>	<b>0</b>	<b>27</b>
<b>Opponents</b>	<b>1</b>	<b>0</b>	<b>1</b>	<b>0</b>	<b>1/1</b>	<b>1/2</b>	<b>0</b>	<b>10</b>

2-Pt Conv: Jennings, TM 1-1.

Sacks: Sims 1, TM 1, OPP 3

FUM/Lost: Barnes 1/0, Woodside 1/0

Rushing	No.	Yds	Avg	Long	TD
McNichols	8	44	5.5	37	0
Dawkins	10	35	3.5	9	0
Woodside	2	17	8.5	10	0
Barnes	10	14	1.4	4	0
Tannehill	1	8	8.0	8	0
D. Lewis	2	7	3.5	4	0
<b>Team</b>	<b>33</b>	<b>125</b>	<b>3.8</b>	<b>37</b>	<b>0</b>
<b>Opponents</b>	<b>17</b>	<b>37</b>	<b>2.2</b>	<b>6</b>	<b>0</b>

Receiving	No.	Yds	Avg	Long	TD
Raymond	6	80	13.3	21	0
Hollister	4	58	14.5	25t	1
Humphries	4	24	6.0	9	0
Pruitt	3	22	7.3	15	1
Firkser	2	29	14.5	23t	1
Taylor	2	16	8.0	15	0
Hewitt	2	11	5.5	9	0
Ratliff-Williams	2	8	4.0	4	0
Dawkins	2	4	2.0	4	0
McEvoy	1	17	17.0	17t	1
Wick	1	11	11.0	11	0
Jennings	1	9	9.0	9	0
Barnes	1	3	3.0	3	0
<b>Team</b>	<b>31</b>	<b>292</b>	<b>9.4</b>	<b>25t</b>	<b>4</b>
<b>Opponents</b>	<b>15</b>	<b>196</b>	<b>13.1</b>	<b>75t</b>	<b>1</b>

Interceptions	No.	Yds	Avg	Long	TD
Tillery	1	24	24.0	24	0
<b>Team</b>	<b>1</b>	<b>24</b>	<b>24.0</b>	<b>24</b>	<b>0</b>
<b>Opponents</b>	<b>0</b>	<b>0</b>	<b>---</b>	<b>---</b>	<b>0</b>

Punting	No.	Yds	Avg	Net	TB	In	Lg	B
Kern	3	144	48.0	44.0	0	1	56	0
Barnard	1	45	45.0	45.0	0	0	45	0
<b>Team</b>	<b>4</b>	<b>189</b>	<b>47.3</b>	<b>44.3</b>	<b>0</b>	<b>1</b>	<b>56</b>	<b>0</b>
<b>Opponents</b>	<b>6</b>	<b>294</b>	<b>49.0</b>	<b>37.7</b>	<b>0</b>	<b>3</b>	<b>59</b>	<b>0</b>

Punt Returns	Ret	FC	Yds	Avg	Long	TD
Raymond	3	0	35	11.7	27	0
Humphries	1	0	23	23.0	23	0
Jackson	1	0	10	10.0	10	0
<b>Team</b>	<b>5</b>	<b>0</b>	<b>68</b>	<b>13.6</b>	<b>27</b>	<b>0</b>
<b>Opponents</b>	<b>2</b>	<b>1</b>	<b>12</b>	<b>6.0</b>	<b>12</b>	<b>0</b>

Kickoff Returns	No.	Yds	Avg	Long	TD
Jennings	1	22	22.0	22	0
Raymond	1	24	24.0	24	0
<b>Team</b>	<b>2</b>	<b>46</b>	<b>23.0</b>	<b>24</b>	<b>0</b>
<b>Opponents</b>	<b>3</b>	<b>74</b>	<b>24.7</b>	<b>28</b>	<b>0</b>

Field Goals	1-19	20-29	30-39	40-49	50+
<b>Team</b>	<b>0/0</b>	<b>0/0</b>	<b>0/0</b>	<b>0/0</b>	<b>0/0</b>
<b>Opponents</b>	<b>0/0</b>	<b>0/0</b>	<b>0/0</b>	<b>0/1</b>	<b>1/1</b>

OPP: (53G,40N)

Passing	Att	Cmp	Yds	Cmp%	Yds/Att	TD	TD%	Int	Int%	Long	Sack/Lost	Rating
Woodside	20	15	138	75.0	6.90	2	10.0	0	0.0	25t	3/29	126.7
Tannehill	16	12	130	75.0	8.13	2	12.5	0	0.0	23t	0/0	138.0
Mariota	8	4	24	50.0	3.00	0	0.0	0	0.0	9	0/0	56.3
<b>Team</b>	<b>44</b>	<b>31</b>	<b>292</b>	<b>70.5</b>	<b>6.64</b>	<b>4</b>	<b>9.1</b>	<b>0</b>	<b>0.0</b>	<b>25t</b>	<b>3/29</b>	<b>118.8</b>
<b>Opponents</b>	<b>33</b>	<b>15</b>	<b>196</b>	<b>45.5</b>	<b>5.94</b>	<b>1</b>	<b>3.0</b>	<b>1</b>	<b>3.0</b>	<b>75t</b>	<b>1/6</b>	<b>62.2</b>

## 2019 TENNESSEE TITANS PRESEASON DEFENSIVE STATISTICS

PLAYER	TACKLES			SACKS		TFL	INTERCEPTIONS					FUMBLES		
	Tot	Solo	Asst	Sk	Yds		No	Yds	Lg	TD	PD	FF	FR	Yds
Smith, Tye	4	4	0	0.0	0	0	0	0	-	0	0	1	0	0
Hooker, Amani	3	3	0	0.0	0	0	0	0	-	0	0	0	0	0
Sims, LeShaun	2	2	0	1.0	6	1	0	0	-	0	0	0	0	0
Woodyard, Wesley	2	2	0	0.0	0	0	0	0	-	0	0	0	0	0
Mack, Isaiah	2	1	1	0.0	0	0	0	0	-	0	0	0	1	2
Bates, Daren	2	1	1	0.0	0	0	0	0	-	0	0	0	0	0
Harris, Nigel	2	1	1	0.0	0	0	0	0	-	0	0	0	0	0
Lewis, LaTroy	2	1	1	0.0	0	0	0	0	-	0	0	0	0	0
Vaccaro, Kenny	1	1	0	0.0	0	0	0	0	-	0	1	0	0	0
Ryan, Logan	1	1	0	0.0	0	0	0	0	-	0	0	0	0	0
Byard, Kevin	1	1	0	0.0	0	0	0	0	-	0	0	0	0	0
Evans, Rashaan	1	1	0	0.0	0	1	0	0	-	0	0	0	0	0
Kalu, Joshua	1	1	0	0.0	0	0	0	0	-	0	0	0	0	0
Dickerson, Matt	1	1	0	0.0	0	0	0	0	-	0	0	0	0	0
Cruikshank, Dane	1	1	0	0.0	0	0	0	0	-	0	0	0	0	0
Finch, Sharif	1	1	0	0.0	0	1	0	0	-	0	0	0	0	0
Roberson, Derick	1	1	0	0.0	0	0	0	0	-	0	0	0	0	0
Long Jr., David	1	1	0	0.0	0	0	0	0	-	0	0	0	0	0
Jordan, Mike	1	1	0	0.0	0	0	0	0	-	0	0	0	0	0
Williams, Jordan	1	1	0	0.0	0	0	0	0	-	0	0	0	0	0
Jones, DaQuan	1	0	1	0.0	0	0	0	0	-	0	0	0	0	0
Brown, Jayon	1	0	1	0.0	0	0	0	0	-	0	0	0	0	0
Jackson, Adoree'	0	0	0	0.0	0	0	0	0	-	0	2	0	0	0
Tillery, Jojo	0	0	0	0.0	0	0	1	24	24	0	1	0	0	0
<b>Total</b>	<b>33</b>	<b>27</b>	<b>6</b>	<b>1.0</b>	<b>6</b>	<b>3</b>	<b>1</b>	<b>24</b>	<b>24</b>	<b>0</b>	<b>4</b>	<b>1</b>	<b>1</b>	<b>2</b>

### TITANS PRESEASON SPECIAL TEAMS STATISTICS

PLAYER	TACKLES			FUMBLES		BLOCKS		
	Tot	Solo	Asst	FF	FR	PAT	FG	PUNT
Durden, Kenneth	1	1	0	1	0	0	0	0
Hooker, Amani	1	1	0	0	0	0	0	0
Sims, LeShaun	1	1	0	0	0	0	0	0
Tillery, Jojo	1	1	0	0	0	0	0	0
<b>TEAM TOTALS:</b>	<b>4</b>	<b>4</b>	<b>0</b>	<b>1</b>	<b>0</b>	<b>0</b>	<b>0</b>	<b>0</b>

### MISCELLANEOUS STATISTICS

PLAYER	TACKLES			FUMBLES	
	Tot	Solo	Asst	FF	FR
Douglas, Jamil	0	0	0	0	1
Grasu, Hroniss	0	0	0	0	1
<b>TEAM TOTALS:</b>	<b>0</b>	<b>0</b>	<b>0</b>	<b>0</b>	<b>2</b>

#### Legend:

**Tot** . . . . . Total Tackles  
**Solo** . . . . . Unassisted Tackles  
**Asst** . . . . . Assisted Tackles  
**Sk** . . . . . Quarterback Sacks  
**Yds** . . . . . Yards Lost on Sack  
**QBP** . . . . . Quarterback Pressure  
**TFL** . . . . . Tackle for Loss  
**Int** . . . . . Interceptions  
**Yds** . . . . . Interception Return Yards  
**TD** . . . . . Interceptions Return Touchdowns  
**PD** . . . . . Passes Defensed  
**FF** . . . . . Forced Fumble  
**FR** . . . . . Fumble Recoveries  
**Yds** . . . . . Yards on Fumble Returns



## 2018 TENNESSEE TITANS REGULAR SEASON STATISTICS

## Won 9, Lost 7

Date	W-L	Score	OT	Opponent	Attendance
09/09	L	20-27		at Miami	65,184
09/16	W	20-17		Houston	62,372
09/23	W	9-6		at Jacksonville	64,015
09/30	W	26-23	OT	Philadelphia	69,013
10/07	L	12-13		at Buffalo	68,202
10/14	L	0-21		Baltimore	64,441
10/21	L	19-20		at L.A. Chargers	84,301
11/05	W	28-14		at Dallas	90,466
11/11	W	34-10		New England	69,363
11/18	L	10-38		at Indianapolis	57,401
11/26	L	17-34		at Houston	71,826
12/02	W	26-22		N.Y. Jets	60,904
12/06	W	30-9		Jacksonville	60,344
12/16	W	17-0		at N.Y. Giants	74,538
12/22	W	25-16		Washington	60,746
12/30	L	17-33		Indianapolis	68,978

Statistic	Tenn.	Opp.
<b>Total First Downs</b>	<b>289</b>	<b>298</b>
Rushing	106	98
Passing	156	182
Penalty	27	18
3rd Down: Made/Att	82/205	75/205
3rd Down Pct.	40.0	36.6
4th Down: Made/Att	7/12	11/20
4th Down Pct.	58.3	55.0
<b>Possession Avg.</b>	<b>29:28</b>	<b>30:32</b>
<b>Total Net Yards</b>	<b>4998</b>	<b>5334</b>
Avg. Per Game	312.4	333.4
Total Plays	938	1001
Avg. Per Play	5.3	5.3
<b>Net Yards Rushing</b>	<b>2023</b>	<b>1863</b>
Avg. Per Game	126.4	116.4
Total Rushes	454	429
<b>Net Yards Passing</b>	<b>2975</b>	<b>3471</b>
Avg. Per Game	185.9	216.9
Sacked/Yards Lost	47/280	39/248
Gross Yards	3255	3719
Att./Completions	437/293	533/337
Completion Pct.	67.0	63.2
Had Intercepted	12	11
<b>Punts/Average</b>	<b>75/46.4</b>	<b>71/46.1</b>
Net Punting Avg.	75/41.7	71/39.4
<b>Penalties/Yards</b>	<b>82/727</b>	<b>120/984</b>
<b>Fumbles/Ball Lost</b>	<b>18/6</b>	<b>14/6</b>
<b>Touchdowns</b>	<b>34</b>	<b>32</b>
Rushing	15	9
Passing	16	21
Returns	3	2

Score By Periods	Q1	Q2	Q3	Q4	OT	PTS
<b>Team</b>	<b>76</b>	<b>58</b>	<b>69</b>	<b>101</b>	<b>6</b>	<b>310</b>
<b>Opponents</b>	<b>70</b>	<b>105</b>	<b>63</b>	<b>62</b>	<b>3</b>	<b>303</b>

Scoring	TD	Rush	Rec	Ret	K-PAT	FG	S	PTS
Succop	0	0	0	0	28/31	26/30	0	106
Henry	12	12	0	0			0	72
C. Davis	4	0	4	0			0	24
J. Smith	3	0	3	0			0	18
D. Lewis	2	1	1	0			0	12
Mariota	2	2	0	0			0	12
Sharpe	2	0	2	0			0	12
Stocker	2	0	2	0			0	12
Brown	1	0	0	1			0	6
Butler	1	0	0	1			0	6
Cruikshank	1	0	1	0			0	6
Firkser	1	0	1	0			0	6
Jennings	1	0	0	1			0	6
Pruitt	1	0	1	0			0	6
Taylor	1	0	1	0			0	6
<b>Team</b>	<b>34</b>	<b>15</b>	<b>16</b>	<b>3*</b>	<b>28/31</b>	<b>26/30</b>	<b>0</b>	<b>310</b>
<b>Opponents</b>	<b>32</b>	<b>9</b>	<b>21</b>	<b>2</b>	<b>31/32</b>	<b>26/29</b>	<b>0</b>	<b>303</b>

2-Pt Conv: TM 0-1, OPP 0-0

**Sacks:** Casey 7.0, Brown 6.0, Landry 4.5, Woodyard 4.5, Ryan 4.0, Correa 3.5, Byard 2.0, Vaccaro 2.0, Finch 1.5, Orakpo 1.5, Butler 1.0, Johnson 1.0, D. Morgan 0.5, TM 39.0, OPP 47.0

**FUM/Lost:** Mariota 9/2, Jackson 3/1, Batson 1/0, C. Davis 1/0, Henry 1/1, D. Lewis 1/1, J. Smith 1/0, Taylor 1/1

Passing	Att	Cmp	Yds	Cmp%	Yds/Att	TD	TD%	Int	Int%	Long	Sack/Lost	Rating
Mariota	331	228	2528	68.9	7.64	11	3.3	8	2.4	61t	42/243	92.3
Gabbert	101	61	626	60.4	6.20	4	4.0	4	4.0	35	5/37	74.9
Henry	3	2	14	66.7	4.67	0	0.0	0	0.0	8	0/0	77.1
Byard	1	1	66	100.0	66.00	1	100.0	0	0.0	66t	0/0	158.3
Jennings	1	1	21	100.0	21.00	0	0.0	0	0.0	21	0/0	118.8
<b>Team</b>	<b>437</b>	<b>293</b>	<b>3,255</b>	<b>67.0</b>	<b>7.45</b>	<b>16</b>	<b>3.7</b>	<b>12</b>	<b>2.7</b>	<b>66t</b>	<b>47/280</b>	<b>89.8</b>
<b>Opponents</b>	<b>533</b>	<b>337</b>	<b>3,719</b>	<b>63.2</b>	<b>6.98</b>	<b>21</b>	<b>3.9</b>	<b>11</b>	<b>2.1</b>	<b>75t</b>	<b>39/248</b>	<b>88.4</b>

Rushing	No.	Yds	Avg	Long	TD
Henry	215	1,059	4.9	99t	12
D. Lewis	155	517	3.3	36	1
Mariota	64	357	5.6	27	2
C. Davis	6	55	9.2	39	0
Fluellen	4	16	4.0	13	0
Sharpe	1	16	16.0	16	0
Jennings	1	2	2.0	2	0
Batson	1	1	1.0	1	0
Gabbert	6	0	0.0	1	0
Stocker	1	0	0.0	0	0
<b>Team</b>	<b>454</b>	<b>2,023</b>	<b>4.5</b>	<b>99t</b>	<b>15</b>
<b>Opponents</b>	<b>429</b>	<b>1,863</b>	<b>4.3</b>	<b>97t</b>	<b>9</b>

Receiving	No.	Yds	Avg	Long	TD
C. Davis	65	891	13.7	51	4
D. Lewis	59	400	6.8	37	1
Taylor	37	466	12.6	55	1
Sharpe	26	316	12.2	28	2
J. Smith	20	258	12.9	61t	3
Firkser	19	225	11.8	28	1
Stocker	15	165	11.0	31	2
Henry	15	99	6.6	21	0
Jennings	11	101	9.2	36	0
Pruitt	9	102	11.3	27	1
Batson	8	82	10.3	26	0
Walker	4	52	13.0	16	0
Matthews	3	11	3.7	4	0
Cruikshank	1	66	66.0	66t	1
Mariota	1	21	21.0	21	0
<b>Team</b>	<b>293</b>	<b>3,255</b>	<b>11.1</b>	<b>66t</b>	<b>16</b>
<b>Opponents</b>	<b>337</b>	<b>3,719</b>	<b>11.0</b>	<b>75t</b>	<b>21</b>

Interceptions	No.	Yds	Avg	Long	TD
Byard	4	1	0.3	1	0
Butler	3	90	30.0	56t	1
Jackson	2	7	3.5	7	0
Brown	1	22	22.0	22t	1
Vaccaro	1	0	0.0	0	0
<b>Team</b>	<b>11</b>	<b>120</b>	<b>10.9</b>	<b>56t</b>	<b>2</b>
<b>Opponents</b>	<b>12</b>	<b>219</b>	<b>18.3</b>	<b>54</b>	<b>1</b>

Punting	No.	Yds	Avg	Net	TB	In	Lg	B
Kern	74	3,483	47.1	41.7	3	39	62	1
<b>Team</b>	<b>75</b>	<b>3,483</b>	<b>46.4</b>	<b>41.7</b>	<b>3</b>	<b>39</b>	<b>62</b>	<b>1</b>
<b>Opponents</b>	<b>71</b>	<b>3,275</b>	<b>46.1</b>	<b>39.4</b>	<b>12</b>	<b>27</b>	<b>68</b>	<b>0</b>

Punt Returns	Ret	FC	Yds	Avg	Long	TD
Jackson	16	9	148	9.3	26	0
Matthews	4	0	38	9.5	18	0
Williams	4	1	47	11.8	38	0
Batson	3	1	4	1.3	5	0
<b>Team</b>	<b>27</b>	<b>11</b>	<b>237</b>	<b>8.8</b>	<b>38</b>	<b>0</b>
<b>Opponents</b>	<b>33</b>	<b>16</b>	<b>296</b>	<b>9.0</b>	<b>51</b>	<b>0</b>

Kickoff Returns	No.	Yds	Avg	Long	TD
Jennings	22	698	31.7	94t	1
Cruikshank	1	39	39.0	39	0
<b>Team</b>	<b>23</b>	<b>737</b>	<b>32.0</b>	<b>94t</b>	<b>1</b>
<b>Opponents</b>	<b>25</b>	<b>696</b>	<b>27.8</b>	<b>102t</b>	<b>1</b>

Field Goals	1-19	20-29	30-39	40-49	50+
Succop	0/0	5/6	13/13	5/7	3/4
<b>Team</b>	<b>0/0</b>	<b>5/6</b>	<b>13/13</b>	<b>5/7</b>	<b>3/4</b>
<b>Opponents</b>	<b>0/0</b>	<b>6/6</b>	<b>8/9</b>	<b>8/8</b>	<b>4/6</b>

Succop: (47G,53G) (42G,31G) (39G,48N,36G,28G) (42G, 33G) (25G,54G,39G,50G) ( ) (28G,33G,51N) (28N) (33G,31G) (42G) (31G) (24G,33G) (33G) (48N,22G) (42G,33G) (38G)  
 OPP: (27G,30G) (54N,34G) (46G,38G) (27G,30G,37G) (40G,46G) ( ) (29G,28G) (38N) (52G,52N) (22G) (43G,47G) (54G,34G,43G,39G,39G) ( ) ( ) (50G,40G,46G) (53G,25G)

\* Return TDs: 94-yd kickoff return by Jennings at Mia., 9/9/18; 56-yd interception return by Butler vs. Was., 12/22/18; 22-yd interception return by Brown vs. Ind., 12/30/18

# 2018 TENNESSEE TITANS REGULAR SEASON DEFENSIVE STATISTICS

PLAYER	TACKLES			SACKS		INTERCEPTIONS				FUMBLES					
	Tot	Solo	Asst	Sk	Yds	QBP	TFL	No	Yds	Lg	TD	PD	FF	FR	Yds
Woodyard, Wesley	124	85	39	4.5	29.5	12	7	0	0	0	0	2	0	1	0
Brown, Jayon	107	76	31	6.0	25.0	18	6	1	22	22t	1	7	2	1	7
Byard, Kevin	96	64	32	2.0	18.0	4	0	4	1	1	0	10	0	0	0
Ryan, Logan	85	54	31	4.0	32.0	1	1	0	0	0	0	8	0	0	0
Casey, Jurrell	72	46	26	7.0	47.5	50	7	0	0	0	0	0	2	1	1
Vaccaro, Kenny	70	45	25	2.0	2.0	3	4	1	0	0	0	5	0	0	0
Jackson, Adoree'	69	62	7	0.0	0.0	1	3	2	7	7	0	11	0	0	0
Evans, Rashaan	63	42	21	0.0	0.0	6	2	0	0	0	0	3	0	0	0
Butler, Malcolm	56	49	7	1.0	9.0	1	3	3	90	56t	1	13	1	0	0
Landry III, Harold	46	26	20	4.5	34.0	18	2	0	0	0	0	2	1	0	0
Orakpo, Brian	40	24	16	1.5	6.0	15	3	0	0	0	0	3	1	1	0
Jones, DaQuan	39	19	20	0.0	0.0	14	4	0	0	0	0	1	0	0	0
Morgan, Derrick	37	25	12	0.5	5.5	11	0	0	0	0	0	3	0	1	0
Lewis, Kendrick	28	19	9	0.0	0.0	0	1	0	0	0	0	1	0	0	0
Correa, Kamalei	27	17	10	3.5	19.0	5	4	0	0	0	0	0	1	0	0
Johnson, Austin	25	16	9	1.0	6.0	5	1	0	0	0	0	2	0	0	0
Finch, Sharif	22	16	6	1.5	14.5	2	2	0	0	0	0	0	2	1	0
Sims, LeShaun	21	15	6	0.0	0.0	1	1	0	0	0	0	0	0	0	0
Logan, Bennie	16	8	8	0.0	0.0	5	0	0	0	0	0	0	0	0	0
Compton, Will	11	7	4	0.0	0.0	0	0	0	0	0	0	1	0	0	0
Bates, Daren	6	3	3	0.0	0.0	0	0	0	0	0	0	0	0	0	0
Kilgo, Darius	5	3	2	0.0	0.0	4	1	0	0	0	0	0	0	0	0
Dickerson, Matt	3	2	1	0.0	0.0	0	0	0	0	0	0	0	0	0	0
Cruikshank, Dane	2	2	0	0.0	0.0	0	0	0	0	0	0	0	0	0	0
Wallace, Aaron	1	0	1	0.0	0.0	0	0	0	0	0	0	0	0	0	0
Durden, Kenneth	0	0	0	0.0	0.0	0	0	0	0	0	0	0	0	0	0
Trawick, Brynden	0	0	0	0.0	0.0	1	0	0	0	0	0	0	0	0	0
Total	1,071	725	346	39.0	248.0	177	52	11	120	56t	2	72	10	6	8

## TITANS REGULAR SEASON SPECIAL TEAMS STATISTICS

PLAYER	TACKLES			FUMBLES		BLOCKS		PUNT
	Tot	Solo	Asst	FF	FR	PAT	FG	
Compton, Will	11	7	4	0	0	0	0	0
Bates, Daren	10	6	4	0	0	0	0	0
Trawick, Brynden	9	7	2	0	0	0	0	0
Cruikshank, Dane	8	8	0	0	0	0	0	0
Finch, Sharif	7	6	1	0	0	0	0	0
Byard, Kevin	6	5	1	0	0	0	0	0
Sims, LeShaun	6	4	2	0	0	0	0	0
Brinkley, Beau	5	4	1	0	0	0	0	0
Kalu, Joshua	4	4	0	0	0	0	0	0
Landry III, Harold	4	1	3	0	0	0	0	0
Jennings, Darius	4	0	4	0	0	0	0	0
Fluellen, David	2	2	0	0	0	0	0	0
Lewis, Kendrick	2	2	0	0	0	0	0	0
Batson, Cameron	1	1	0	0	0	0	0	0
Brown, Jayon	1	1	0	0	0	0	0	0
Kern, Brett	1	1	0	0	0	0	0	0
Wallace, Aaron	1	0	1	0	0	0	0	0
Woodyard, Wesley	1	0	1	0	0	0	0	0
<b>TEAM TOTALS:</b>	<b>83</b>	<b>59</b>	<b>24</b>	<b>0</b>	<b>0</b>	<b>0</b>	<b>0</b>	<b>0</b>

## MISCELLANEOUS STATISTICS

PLAYER	TACKLES			FUMBLES	
	Tot	Solo	Asst	FF	FR
Henry, Derrick	4	3	1	0	0
Kline, Josh	3	3	0	0	0
Gabbert, Blaine	2	2	0	0	0
Mariota, Marcus	2	1	1	0	2
Davis, Corey	1	1	0	1	0
Lewan, Taylor	1	1	0	0	0
Smith, Jonnu	1	1	0	0	0
Stocker, Luke	1	1	0	0	0
Taylor, Taywan	1	1	0	0	0
Williams, Nick	1	1	0	0	1
Levin, Corey	1	0	1	0	0
Lewis, Dion	0	0	0	0	2
<b>TEAM TOTALS:</b>	<b>18</b>	<b>15</b>	<b>3</b>	<b>1</b>	<b>5</b>

### Legend:

**Tot** . . . . . Total Tackles  
**Solo** . . . . . Unassisted Tackles  
**Asst** . . . . . Assisted Tackles  
**Sk** . . . . . Quarterback Sacks  
**Yds** . . . . . Yards Lost on Sack  
**QBP** . . . . . Quarterback Pressure  
**TFL** . . . . . Tackle for Loss  
**Int** . . . . . Interceptions  
**Yds** . . . . . Interception Return Yards  
**TD** . . . . . Interceptions Return Touchdowns  
**PD** . . . . . Passes Defensed  
**FF** . . . . . Forced Fumble  
**FR** . . . . . Fumble Recoveries  
**Yds** . . . . . Yards on Fumble Returns

## 2019 NEW ENGLAND PATRIOTS PRESEASON STATISTICS



## WON 11, LOST 5

			* RUSHING	No.	Yds	Avg	Long	TD
09/09 W 27-20	Houston	65,878	Michel	209	931	4.5	34t	6
09/16 L 20-31	at Jacksonville	68,527	White	94	425	4.5	27t	5
09/23 L 10-26	at Detroit	61,769	C. Patterson	42	228	5.4	27	1
09/30 W 38- 7	Miami	65,878	Burkhead	57	186	3.3	12	0
10/04 W 38-24	Indianapolis	65,878	Edelman	9	107	11.9	20	0
10/14 W 43-40	Kansas City	65,878	Barner TM	19	71	3.7	11	0
10/21 W 38-31	at Chicago	62,389	Brady	23	35	1.5	10	2
10/29 W 25- 6	at Buffalo	70,109	Dorsett	4	29	7.3	17	0
11/04 W 31-17	Green Bay	65,878	Hill	4	25	6.3	11	0
11/11 L 10-34	at Tennessee	69,363	Develin	6	8	1.3	2t	4
11/25 W 27-13	at N.Y. Jets	77,982	Hoyer	11	-8	-.7	2	0
12/02 W 24-10	Minnesota	65,878	TEAM	478	2037	4.3	34t	18
12/09 L 33-34	at Miami	66,087	OPPONENTS	367	1803	4.9	54t	7
12/16 L 10-17	at Pittsburgh	65,280	* RECEIVING	No.	Yds	Avg	Long	TD
12/23 W 24-12	Buffalo	65,878	White	87	751	8.6	42	7
12/30 W 38- 3	N.Y. Jets	65,878	Edelman	74	850	11.5	36	6

	N.E.	Opp.						
TOTAL FIRST DOWNS	365	322	Gronkowski	47	682	14.5	42	3
Rushing	131	93	Gordon LG	41	737	18.0	55t	4
Passing	206	208	Gordon TM	40	720	18.0	55t	3
Penalty	28	21	Hogan	35	532	15.2	63t	3
3rd Down: Made/Att	82/201	76/197	Dorsett	32	290	9.1	20	3
3rd Down Pct.	40.8	38.6	C. Patterson	21	247	11.8	55t	3
4th Down: Made/Att	7/14	6/16	Burkhead	14	131	9.4	25	1
4th Down Pct.	50.0	37.5	Develin	12	61	5.1	11	0
POSSESSION AVG.	31:05	28:55	Michel	7	50	7.1	13	0
TOTAL NET YARDS	6295	5746	J. Hollister	4	52	13.0	23	0
Avg. Per Game	393.4	359.1	D. Allen	3	27	9.0	21	0
Total Plays	1073	1002	Brady	1	6	6.0	6	0
Avg. Per Play	5.9	5.7	Hill	1	6	6.0	6	0
NET YARDS RUSHING	2037	1803	TEAM	378	4405	11.7	63t	29
Avg. Per Game	127.3	112.7	OPPONENTS	370	4181	11.3	75t	29
Total Rushes	478	367	* INTERCEPTIONS	No.	Yds	Avg	Long	TD
NET YARDS PASSING	4258	3943	Harmon	4	0	0.0	0	0
Avg. Per Game	266.1	246.4	J. Jones	3	34	11.3	28	0
Sacked/Yards Lost	21/147	30/238	Jackson	3	9	3.0	9	0
Gross Yards	4405	4181	Gilmore	2	0	0.0	0	0
Att./Completions	574/378	605/370	D. McCourty	1	84	84.0	84t	1
Completion Pct.	65.9	61.2	Hightower	1	27	27.0	27	0
Had Intercepted	11	18	Chung	1	2	2.0	2	0
PUNTS/AVERAGE	64/45.1	71/40.8	Bentley	1	0	0.0	0	0
NET PUNTING AVG.	64/39.5	71/37.2	J. McCourty	1	0	0.0	0	0
PENALTIES/YARDS	93/744	91/838	Van Noy	1	0	0.0	0	0
FUMBLES/BALL LOST	11/7	20/10	TEAM	18	156	8.7	84t	1
TOUCHDOWNS	51	36	OPPONENTS	11	67	6.1	19	0
Rushing	18	7	* PUNTING	No.	Yds	Avg	Net	TB
Passing	29	29	R. Allen	64	2885	45.1	39.5	5
Returns	4	0	TEAM	64	2885	45.1	39.5	5
			OPPONENTS	71	2899	40.8	37.2	3

* SCORE BY PERIODS	Q1	Q2	Q3	Q4	OT	PTS	* PUNT RETURNS	Ret	FC	Yds	Avg	Long	TD		
TEAM	88	157	74	117	0	436	Edelman	20	11	154	7.7	25	0		
OPPONENTS	80	81	80	84	0	325	C. Jones TM	5	1	45	9.0	24	0		
* SCORING	TD	Ru	Pa	Rt	K-PAT	FG	S	PTS							
McCarron	1	3	0	0	0	0	0	0							
Gostkowski	0	0	0	0	49/50	27/32	0	130	TEAM	26	15	199	7.7	25	0
White	12	5	7	0	0	72	OPPONENTS	25	8	255	10.2	33	0	0	
Edelman	6	0	6	0	0	36	* KICKOFF RETURNS	No. Yds		Avg Long		TD			
Michel	6	6	0	0	0	36	C. Patterson	23	663	28.8	95t	1			
C. Patterson	5	1	3	1	0	30	Michel	4	77	19.3	26	0			
Develin	4	4	0	0	0	24	Develin	1	15	15.0	15	0			
Gordon LG	4	0	4	0	0	24	TEAM	28	755	27.0	95t	1			
Gordon TM	3	0	3	0	0	18	OPPONENTS	42	1034	24.6	97	0			
Dorsett	3	0	3	0	0	18	* FIELD GOALS	1-19	20-29	30-39	40-49	50+			
Gronkowski	3	0	3	0	0	18	Gostkowski	0/ 0	11/11	10/10	4/ 6	2/ 5			
Hogan	3	0	3	0	0	18	TEAM	0/ 0	11/11	10/10	4/ 6	2/ 5			
Brady	2	2	0	0	0	12	OPPONENTS	0/ 0	4/ 4	10/12	8/10	3/ 3			
Van Noy	2	0	0	2	0	12	Gostkowski: (39G,35G)(54N,29G,46G)(36G)(20G)								
Burkhead	1	0	1	0	0	6	(45G)(48G,24G,39G,50G,28G)(29G)(25G,40G,38G,50N								
D. McCourty	1	0	0	1	0	6	25G)(28G)(52G,52N)(34G,32G)(20G,48N)(42N,32G,								
TEAM	51	18	29	4	49/50	27/32	0	436	22G)(33G)(24G)(38G)						
OPPONENTS	36	7	29	0	34/34	25/29	0	325	OPP: (42G,36G)(28G)(38G,25G,32G,30G)( ) (38N,54G)						
2-Pt Conv: TM 0-1, OPP 0-1															
(42G,43G,24G,30G)(46G)(47G,51G)(29G)(33G,31G)															
SACKS: Flowers 7.5, Wise 4.5, Van Noy 3.5, (55G,38G)(48N,39G)( ) (32N,48G)(43N,35G,41G)(40G)															
Butler 3, Clayborn 2.5, Simon 2, J. Jones															
1.5, Gilmore 1, Guy 1, Hightower 1, Rivers 1,															
Roberts 1, Chung 0.5, TM 30, OPP 21															
FUM/LOST: Brady 4/2, Burkhead 2/1, Edelman 1/0,															
Gronkowski 1/1, McCarron 1/1, Michel 1/1, C. Patterson 1/1															

* PASSING	Att	Cmp	Yds	Cmp%	Yds/Att	TD	TD%	Int	Int%	Long	Sack/Lost	Rating
Brady	570	375	4355	65.8	7.64	29	5.1	11	1.9	63t	21/ 147	97.7
Edelman	2	2	43	100.0	21.50	0	0.0	0	0.0	37	0/ 0	118.8
Hoyer	2	1	7	50.0	3.50	0	0.0	0	0.0	7	0/ 0	58.3
TEAM	574	378	4405	65.9	7.67	29	5.1	11	1.9	63t	21/ 147	97.8
OPPONENTS	605	370	4181	61.2	6.91	29	4.8	18	3.0	75t	30/ 238	85.4



## 2018 NEW ENGLAND PATRIOTS REGULAR SEASON STATISTICS



## WON 11, LOST 5

			* RUSHING	No.	Yds	Avg	Long	TD
09/09 W 27-20	Houston	65,878	Michel	209	931	4.5	34t	6
09/16 L 20-31	at Jacksonville	68,527	White	94	425	4.5	27t	5
09/23 L 10-26	at Detroit	61,769	C. Patterson	42	228	5.4	27	1
09/30 W 38- 7	Miami	65,878	Burkhead	57	186	3.3	12	0
10/04 W 38-24	Indianapolis	65,878	Edelman	9	107	11.9	20	0
10/14 W 43-40	Kansas City	65,878	Barner TM	19	71	3.7	11	0
10/21 W 38-31	at Chicago	62,389	Brady	23	35	1.5	10	2
10/29 W 25- 6	at Buffalo	70,109	Dorsett	4	29	7.3	17	0
11/04 W 31-17	Green Bay	65,878	Hill	4	25	6.3	11	0
11/11 L 10-34	at Tennessee	69,363	Develin	6	8	1.3	2t	4
11/25 W 27-13	at N.Y. Jets	77,982	Hoyer	11	-8	-.7	2	0
12/02 W 24-10	Minnesota	65,878	TEAM	478	2037	4.3	34t	18
12/09 L 33-34	at Miami	66,087	OPPONENTS	367	1803	4.9	54t	7
12/16 L 10-17	at Pittsburgh	65,280	* RECEIVING	No.	Yds	Avg	Long	TD
12/23 W 24-12	Buffalo	65,878	White	87	751	8.6	42	7
12/30 W 38- 3	N.Y. Jets	65,878	Edelman	74	850	11.5	36	6

	N.E.	Opp.						
TOTAL FIRST DOWNS	365	322	Gronkowski	47	682	14.5	42	3
Rushing	131	93	Gordon LG	41	737	18.0	55t	4
Passing	206	208	Gordon TM	40	720	18.0	55t	3
Penalty	28	21	Hogan	35	532	15.2	63t	3
3rd Down: Made/Att	82/201	76/197	Dorsett	32	290	9.1	20	3
3rd Down Pct.	40.8	38.6	C. Patterson	21	247	11.8	55t	3
4th Down: Made/Att	7/14	6/16	Burkhead	14	131	9.4	25	1
4th Down Pct.	50.0	37.5	Develin	12	61	5.1	11	0
POSSESSION AVG.	31:05	28:55	Michel	7	50	7.1	13	0
TOTAL NET YARDS	6295	5746	J. Hollister	4	52	13.0	23	0
Avg. Per Game	393.4	359.1	D. Allen	3	27	9.0	21	0
Total Plays	1073	1002	Brady	1	6	6.0	6	0
Avg. Per Play	5.9	5.7	Hill	1	6	6.0	6	0
NET YARDS RUSHING	2037	1803	TEAM	378	4405	11.7	63t	29
Avg. Per Game	127.3	112.7	OPPONENTS	370	4181	11.3	75t	29
Total Rushes	478	367	* INTERCEPTIONS	No.	Yds	Avg	Long	TD
NET YARDS PASSING	4258	3943	Harmon	4	0	0.0	0	0
Avg. Per Game	266.1	246.4	J. Jones	3	34	11.3	28	0
Sacked/Yards Lost	21/147	30/238	Jackson	3	9	3.0	9	0
Gross Yards	4405	4181	Gilmore	2	0	0.0	0	0
Att./Completions	574/378	605/370	D. McCourty	1	84	84.0	84t	1
Completion Pct.	65.9	61.2	Hightower	1	27	27.0	27	0
Had Intercepted	11	18	Chung	1	2	2.0	2	0
PUNTS/AVERAGE	64/45.1	71/40.8	Bentley	1	0	0.0	0	0
NET PUNTING AVG.	64/39.5	71/37.2	J. McCourty	1	0	0.0	0	0
PENALTIES/YARDS	93/744	91/838	Van Noy	1	0	0.0	0	0
FUMBLES/BALL LOST	11/7	20/10	TEAM	18	156	8.7	84t	1
TOUCHDOWNS	51	36	OPPONENTS	11	67	6.1	19	0
Rushing	18	7	* PUNTING	No.	Yds	Avg	Net	TB
Passing	29	29	R. Allen	64	2885	45.1	39.5	5
Returns	4	0	TEAM	64	2885	45.1	39.5	5
			OPPONENTS	71	2899	40.8	37.2	3

* SCORE BY PERIODS	Q1	Q2	Q3	Q4	OT	PTS	* PUNT RETURNS	Ret	FC	Yds	Avg	Long	TD
TEAM	88	157	74	117	0	436	Edelman	20	11	154	7.7	25	0
OPPONENTS	80	81	80	84	0	325	C. Jones TM	5	1	45	9.0	24	0
* SCORING	TD	Ru	Pa	Rt	K-PAT	FG	S	PTS					
Gostkowski	0	0	0	0	49/50	27/32	0	130	TEAM	26	15	199	7.7
White	12	5	7	0			0	72	OPPONENTS	25	8	255	10.2
Edelman	6	0	6	0			0	36	* KICKOFF RETURNS	No.	Yds	Avg	Long
Michel	6	6	0	0			0	36	C. Patterson	23	663	28.8	95t
C. Patterson	5	1	3	1			0	30	Michel	4	77	19.3	26
Develin	4	4	0	0			0	24	Develin	1	15	15.0	15
Gordon LG	4	0	4	0			0	24	TEAM	28	755	27.0	95t
Gordon TM	3	0	3	0			0	18	OPPONENTS	42	1034	24.6	97
Dorsett	3	0	3	0			0	18	* FIELD GOALS	1-19	20-29	30-39	40-49
Gronkowski	3	0	3	0			0	18	Gostkowski	0/ 0	11/11	10/10	4/ 6
Hogan	3	0	3	0			0	18	TEAM	0/ 0	11/11	10/10	4/ 6
Brady	2	2	0	0			0	12	OPPONENTS	0/ 0	4/ 4	10/12	8/10
Van Noy	2	0	0	2			0	12	Gostkowski:	(39G, 35G) (54N, 29G, 46G) (36G) (20G)			
Burkhead	1	0	1	0			0	6	(45G) (48G, 24G, 39G, 50G, 28G) (29G) (25G, 40G, 38G, 50N,				
D. McCourty	1	0	0	1			0	6	25G) (28G) (52G, 52N) (34G, 32G) (20G, 48N) (42N, 32G,				
TEAM	51	18	29	4	49/50	27/32	0	436	22G) (33G) (24G) (38G)				
OPPONENTS	36	7	29	0	34/34	25/29	0	325	OPP: (42G, 36G) (28G) (38G, 25G, 32G, 30G) ( ) (38N, 54G)				
2-Pt Conv: TM 0-1, OPP 0-1													
SACKS: Flowers 7.5, Wise 4.5, Van Noy 3.5, (55G, 38G) (48N, 39G) ( ) (32N, 48G) (43N, 35G, 41G) (40G)													
Butler 3, Clayborn 2.5, Simon 2, J. Jones													
1.5, Gilmore 1, Guy 1, Hightower 1, Rivers 1,													
Roberts 1, Chung 0.5, TM 30, OPP 21													
FUM/LOST: Brady 4/2, Burkhead 2/1, Edelman 1/0,													
Gronkowski 1/1, McCarron 1/1, Michel 1/1, C. Patterson 1/1													

* PASSING	Att	Cmp	Yds	Cmp%	Yds/Att	TD	TD%	Int	Int%	Long	Sack/Lost	Rating
Brady	570	375	4355	65.8	7.64	29	5.1	11	1.9	63t	21/ 147	97.7
Edelman	2	2	43	100.0	21.50	0	0.0	0	0.0	37	0/ 0	118.8
Hoyer	2	1	7	50.0	3.50	0	0.0	0	0.0	7	0/ 0	58.3
TEAM	574	378	4405	65.9	7.67	29	5.1	11	1.9	63t	21/ 147	97.8
OPPONENTS	605	370	4181	61.2	6.91	29	4.8	18	3.0	75t	30/ 238	85.4

## REGULAR SEASON: THE LAST TIME THE TENNESSEE TITANS ...

## GAMES WON

**WON BY SCORING IN THE LAST TWO MINUTES OF REGULATION**

**By Titans**—Corey Davis 11-yard TD reception (0:36 remaining) vs. New York Jets, 12/2/18 (W)

**By Opponents**—Stephen Hauschka 46-yard field goal (0:00 remaining), at Buffalo, 10/7/18 (L)

**WON OVERTIME GAME**

**By Titans**—Philadelphia 23, at Tennessee 26, 9/30/18 (W)

**By Opponents**—vs. Arizona 37, Tennessee 34, 12/15/13 (L)

**WON BY 20 OR MORE POINTS**

**By Titans**—at Tennessee 30, Jacksonville 9, 12/6/18 (W)

**By Opponents**—at Indianapolis 38, Tennessee 10, 11/18/18 (L)

**WON BY SHUTOUT**

**By Titans**—Tennessee 17, at New York Giants 0, 12/16/18 (W)

**By Opponents**—Baltimore 21, at Tennessee 0, 10/14/18 (L)

## TEAM SCORING

**SCORED 50 POINTS**

**By Titans**—Never in Titans era (since 1999)

**By Oilers**—Houston 58, vs. Cleveland 14, 12/9/90 (W)

**By Opponents**—at Houston 57, Tennessee 14, 10/1/17 (L)

**SCORED 40 POINTS**

**By Titans**—Tennessee 47, vs. Green Bay 25, 11/13/16 (W)

**By Opponents**—at Pittsburgh 40, Tennessee 17, 11/16/17 (L)

**SCORED 20 POINTS IN A QUARTER**

**By Titans**—21 points in fourth quarter, vs. Indianapolis, 10/16/17 (W)

**By Opponents**—20 points in fourth quarter, at Houston, 10/1/17 (L)

**SCORED 30 POINTS IN A HALF**

**By Titans**—31 points in second half, at Jacksonville, 9/17/17 (W)

**By Opponents**—30 points in first half, at Houston, 10/1/17 (L)

**SCORED TOUCHDOWNS ON OFFENSE, DEFENSE AND SPECIAL TEAMS**

**By Titans**—One rushing, two interception returns, two punt returns, vs. Jacksonville, 12/30/12 (W)

**By Opponents**—Four passing, one interception return, two punt returns, at Oakland, 9/29/02 (L)

**SCORED A TOUCHDOWN ON FIRST OFFENSIVE POSSESSION**

**By Titans**—Derrick Henry 1-yard run, vs. Washington, 12/22/18 (W)

**By Opponents**—Dontrelle Inman 11-yard reception, vs. Indianapolis, 12/30/18 (L)

## TEAM YARDAGE TOTALS

**500 TOTAL NET YARDS**

**By Titans**—vs. Arizona (532 yards), 11/29/09 (W)

**By Opponents**—at Denver (551 yards), 12/8/13 (L)

**400 TOTAL NET YARDS**

**By Titans**—vs. Jacksonville Jaguars (426 yards), 12/6/18 (W)

**By Opponents**—vs. Indianapolis (436 yards), 12/30/18 (L)

## TEAM DEFENSE

**HELD OPPONENT WITHOUT A TOUCHDOWN**

**By Titans**—Tennessee 17, at New York Giants 0, 12/16/18 (W)

**By Opponents**—Baltimore 21, at Tennessee 0, 10/14/18 (L)

**HELD OPPONENT TO 200 OR FEWER NET YARDS OF OFFENSE**

**By Titans**—at Miami (178 net yards), 10/8/17 (L)

**By Opponents**—vs. Baltimore (106 net yards), 10/14/18 (L)

**HELD OPPONENT TO 50 OR FEWER YARDS RUSHING**

**By Titans**—at New York Giants (47 yards), 12/16/18 (W)

**By Opponents**—vs. Houston (30 yards), 12/27/15 (L)

**HELD OPPONENT TO 100 OR FEWER NET YARDS PASSING**

**By Titans**—at Miami (78 net yards), 10/8/17 (L)

**By Opponents**—vs. Baltimore (51 net yards), 10/14/18 (L)

**SEVEN OR MORE SACKS BY TEAM**

**By Titans**—at Arizona (8 sacks), 12/10/17 (L)

**By Opponents**—vs. Baltimore (11 sacks), 10/14/18 (L)

**SIX OR MORE SACKS BY TEAM**

**By Titans**—at Arizona (8 sacks), 12/10/17 (L)

**By Opponents**—at Houston (6 sacks), 11/26/18 (L)

**FIVE OR MORE SACKS BY TEAM**

**By Titans**—at Dallas (5 sacks), 11/5/18 (W)

**By Opponents**—at Houston (6 sacks), 11/26/18 (L)

**FORCED FIVE OR MORE OPPONENT TURNOVERS**

**By Titans**—vs. N.Y. Jets (4 interceptions, 1 fumble), 12/17/12 (W)

**By Opponents**—at Houston (4 interceptions, 1 fumble), 10/1/17 (L)

**FORCED FOUR OR MORE OPPONENT TURNOVERS**

**By Titans**—vs. Jacksonville (2 interceptions, 2 fumbles), 12/31/17 (W)

**By Opponents**—at Pittsburgh (4 interceptions), 11/16/17 (L)

## SPECIAL TEAMS

**KICKOFF RETURNED FOR TOUCHDOWN**

**By Titans**—Darius Jennings (94 yards) at Miami, 9/9/18 (L)

**By Opponents**—Jakeem Grant (102 yards) at Miami, 9/9/18 (L)

**OPENING KICKOFF RETURNED FOR TOUCHDOWN**

**By Titans**—Derrick Mason (101 yards) at Cincinnati, 11/18/01 (W)

**By Opponents**—Josh Huff (107 yards) at Philadelphia, 11/23/14 (L)

**PUNT RETURNED FOR TOUCHDOWN**

**By Titans**—Darius Reynaud (twice—69 yards and 81 yards) vs. Jacksonville, 12/30/12 (W)

**By Opponents**—Jakeem Grant (74 yards) at Miami, 10/9/16 (W)

**FIELD GOAL BLOCKED**

**By Titans**—Brian Orakpo at New Orleans (Kai Forbath), 11/8/15 (W)

**By Opponents**—T.J. Watt at Pittsburgh (Ryan Succop), 11/16/17 (L)

**FIELD GOAL BLOCKED, RETURNED FOR TD**

**By Titans**—Donald Mitchell (69 yards) at Detroit (Jason Hanson's FG blocked by Henry Ford), 10/21/01 (W)

**By Opponents**—Rob Morris (68 yards) at Indianapolis (Gary Anderson's FG blocked by Montae Reagar), 12/5/04 (L)

**PUNT BLOCKED**

**By Titans**—Tim Shaw vs. Pittsburgh (Drew Butler), 10/11/12 (W)

**By Opponents**—Kevin Pierre-Louis vs. New York Jets (Brett Kern), 12/2/18 (W)

**PUNT BLOCKED AND RETURNED FOR TD**

**By Titans**—Jason McCourty vs. Indianapolis (Pat McAfee's punt blocked by Patrick Bailey and recovered in end zone by McCourty), 10/30/11 (W)

**By Opponents**—Mike Harris (19 yards) vs. Jacksonville (Brett Kern's punt blocked by Mike Harris), 12/30/12 (W)

**FIVE FIELD GOALS**

**By Titans**—Ryan Succop (5) vs. Indianapolis, 10/16/17 (W)

**By Opponents**—Jason Myers (5), vs. New York Jets, 12/2/18 (W)

**FOUR FIELD GOALS**

**By Titans**—Ryan Succop at Buffalo, 10/7/18 (L)

**By Opponents**—Jason Myers (5), vs. New York Jets, 12/2/18 (W)

**THREE FIELD GOALS**

**By Titans**—Ryan Succop (4) at Buffalo, 10/7/18 (L)

**By Opponents**—Jason Myers (5), vs. New York Jets, 12/2/18 (W)

**SUCCESSFUL ONSIDE KICK**

**By Titans**—Rob Bironas kicks and Daimion Stafford recovers, vs. Arizona, 12/15/13 (L)

**By Opponents**—Connor Barth kicks and Adrian Amos recovers, at Chicago, 11/27/16 (W)

## REGULAR SEASON: THE LAST TIME THE TENNESSEE TITANS ...

### MISSED PAT

**By Titans**—Ryan Succop vs. Washington, 12/22/18 (W)

**By Opponents**—Adam Vinatieri, vs. Indianapolis, 12/30/18 (L)

## TWO-POINT CONVERSIONS

### TWO-POINT CONVERSION MADE

**By Titans**—Dexter McCluster (pass from Marcus Mariota) at N.Y. Jets, 12/13/15 (L)

**By Opponents**—Blake Bortles run vs. Jacksonville, 10/27/16 (W)

### TWO-POINT CONVERSION FAILED

**By Titans**—at L.A. Chargers (London) (pass failed), 10/21/18 (L)

**By Opponents**—vs. Seattle (pass failed), 9/24/17 (W)

## INDIVIDUAL OFFENSIVE PERFORMANCES

### INDIVIDUAL WITH 200 SCRIMMAGE YARDS

**By Titans**—Derrick Henry (238 yards) vs. Jacksonville, 12/6/18 (W)

**By Opponents**—Todd Gurley (276 yards), vs. Los Angeles Rams, 12/24/17 (L)

### RUSHING TOUCHDOWN AND RECEIVING TOUCHDOWN

**By Titans**—DeMarco Murray (two rushing, one receiving) vs. Cincinnati, 11/12/17 (W)

**By Opponents**—Lamar Miller, at Houston, 10/1/17 (L)

### RUSHING TOUCHDOWN AND PASSING TOUCHDOWN

**By Titans**—Marcus Mariota (2 passing, 1 rushing) at Dallas, 11/5/18 (W)

**By Opponents**—Deshaun Watson (2 passing, 1 rushing), at Houston, 11/26/18 (L)

## INDIVIDUAL RUSHING

### 200 YARDS RUSHING

**By Titans**—Derrick Henry (238 yards) vs. Jacksonville, 12/6/18 (W)

**By Opponents**—Le'Veon Bell (204 yards) vs. Pittsburgh, 11/17/14 (L)

### 150 YARDS RUSHING

**By Titans**—Derrick Henry (170 yards) at New York Giants, 12/16/18 (W)

**By Opponents**—Lamar Miller (162 yards), at Houston, 11/26/18 (L)

### 100 YARDS RUSHING

**By Titans**—Derrick Henry (170 yards) at New York Giants, 12/16/18 (W)

**By Opponents**—Marlon Mack (119 yards), vs. Indianapolis, 12/30/18 (L)

### CONSECUTIVE 100-YARD RUSHING GAMES

**By Titans**—Derrick Henry vs. Jacksonville (238 yards), 12/6/18 (W), at New York Giants (170 yards), 12/16/18 (W)

### 30 OR MORE CARRIES

**By Titans**—Derrick Henry (33 att) at New York Giants, 12/16/18 (W)

**By Opponents**—Melvin Gordon (32 carries) at San Diego, 11/6/16 (L)

### RUSHING PLAY OF 80 OR MORE YARDS

**By Titans**—Derrick Henry (99 yards) vs. Jacksonville, 12/6/18 (W)

**By Opponents**—Lamar Miller (97 yards), at Houston, 11/26/18 (L)

### RUSHING PLAY OF 50 OR MORE YARDS

**By Titans**—Derrick Henry (99 yards & 54 yards) vs. Jacksonville, 12/6/18 (W)

**By Opponents**—Lamar Miller (97 yards), at Houston, 11/26/18 (L)

### THREE TOUCHDOWNS RUSHING

**By Titans**—Derrick Henry (4) vs. Jacksonville, 12/6/18 (W)

**By Opponents**—Corey Dillon (4) at Cincinnati, 12/4/97 (L)

### TWO TOUCHDOWNS RUSHING

**By Titans**—Derrick Henry (2) at New York Giants, 12/16/18 (W)

**By Opponents**—Alex Collins, vs. Baltimore, 10/14/18 (L)

## INDIVIDUAL PASSING

### 400 YARDS PASSING

**By Titans**—Ryan Fitzpatrick (402 yards) vs. Arizona, 12/15/13 (L)

**By Opponents**—Tony Romo (406 yards) at Dallas, 10/10/10 (W)

### 300 YARDS PASSING

**By Titans**—Marcus Mariota (303 yards) at Houston, 11/26/18 (L)

**By Opponents**—Philip Rivers (306 yards), at L.A. Chargers (London), 10/21/18 (L)

### CONSECUTIVE 300-YARD PASSING GAMES

**By Titans**—Matt Hasselbeck vs. Baltimore (358 yards), 9/18/11 (W), vs. Denver (311 yards), 9/25/11 (W)

### FIVE TOUCHDOWN PASSES

**By Titans**—Steve McNair vs. Jacksonville, 12/26/99 (W)

**By Opponents**—Blake Bortles vs. Jacksonville, 12/6/15 (W)

### FOUR TOUCHDOWN PASSES

**By Titans**—Marcus Mariota vs. Green Bay, 11/13/16 (W)

**By Opponents**—Jared Goff, vs. Los Angeles Rams, 12/24/17 (L)

### 50 OR MORE PASS ATTEMPTS

**By Titans**—Zach Mettenberger (51 att) vs. Houston, 12/27/15 (L)

**By Opponents**—Carson Wentz (50 att) vs. Philadelphia, 9/30/18 (W)

### 40 OR MORE PASS ATTEMPTS

**By Titans**—Marcus Mariota (43 att) vs. Philadelphia, 9/30/18 (W)

**By Opponents**—Eli Manning (44 att), at New York Giants, 12/16/18 (W)

### 30 OR MORE COMPLETIONS

**By Titans**—Marcus Mariota (30 comp) vs. Philadelphia, 9/30/18 (W)

**By Opponents**—Carson Wentz (33 comp) vs. Philadelphia, 9/30/18 (W)

### NO SACKS ALLOWED

**By Titans**—vs. Indianapolis, 12/30/18 (L)

**By Opponents**—at Indianapolis, 11/18/18 (L)

### COMPLETION OF 80 OR MORE YARDS

**By Titans**—Zach Mettenberger (80 yards) vs. Pittsburgh, 11/17/14, (L)

**By Opponents**—Jared Goff (80 yards), vs. Los Angeles Rams, 12/24/17 (L)

### COMPLETION OF 50 OR MORE YARDS

**By Titans**—Marcus Mariota (55 yards) vs. New York Jets, 12/2/18 (W)

**By Opponents**—Andrew Luck (68 yards), at Indianapolis, 11/18/18 (L)

## INDIVIDUAL RECEIVING

### 200 YARDS RECEIVING

**By Titans**—Kenny Britt (225 yards) vs. Philadelphia, 10/24/10 (W)

**By Opponents**—DeAndre Hopkins (238 yards) at Houston, 11/30/14 (L)

### 150 YARDS RECEIVING

**By Titans**—Corey Davis (161 yards) vs. Philadelphia, 9/30/18 (W)

**By Opponents**—T.Y. Hilton (155 yards), at Indianapolis, 11/18/18 (L)

### 100 YARDS RECEIVING

**By Titans**—Taywan Taylor (104 yards) vs. New York Jets, 12/2/18 (W)

**By Opponents**—T.Y. Hilton (155 yards), at Indianapolis, 11/18/18 (L)

### CONSECUTIVE 100-YARD RECEIVING GAMES

**By Titans**—Nate Washington vs. San Diego (131 yards), 9/22/13 (W), vs. New York Jets (105 yards), 9/29/13 (W)

### 10 OR MORE RECEPTIONS

**By Titans**—Delanie Walker (10 rec.) vs. Dallas, 9/14/14 (L)

**By Opponents**—Zach Ertz (10 rec.), vs. Philadelphia, 9/30/18 (W)

### RECEPTION OF 80 OR MORE YARDS

**By Titans**—Nate Washington (80 yards) vs. Pittsburgh, 11/17/14, (L)

**By Opponents**—Todd Gurley (80 yards), vs. Los Angeles Rams, 12/24/17 (L)

### RECEPTION OF 50 OR MORE YARDS

**By Titans**—Taywan Taylor (55 yards) vs. New York Jets, 12/2/18 (W)

**By Opponents**—T.Y. Hilton (68 yards), at Indianapolis, 11/18/18 (L)



## REGULAR SEASON: THE LAST TIME THE TENNESSEE TITANS ...

### THREE TOUCHDOWN RECEPTIONS

**By Titans**—Kenny Britt vs. Philadelphia, 10/24/10 (W)

**By Opponents**—Antonio Brown at Pittsburgh, 11/16/17 (L)

### TWO TOUCHDOWN RECEPTIONS

**By Titans**—Rishard Matthews at San Diego, 11/6/16 (L)

**By Opponents**—Demaryius Thomas, at Houston, 11/26/18 (L)

## COMBINED OFFENSIVE PERFORMANCES BY TEAMMATES

### 100-YARD RUSHER AND 100-YARD RECEIVER IN A GAME

**By Titans**—DeMarco Murray (123 rush.) and Delanie Walker (124 rec.) vs. Green Bay, 11/13/16 (W)

**By Opponents**—Chris Ivory (101 rush.) and Brandon Marshall (125 rec.) at New York Jets, 12/13/15 (L)

**By One Player (Opponent)**—Todd Gurley (118 rush. and 158 receiving), vs. Los Angeles Rams, 12/24/17 (L)

### 100-YARD RUSHER, 100-YARD RECEIVER AND 300-YARD PASSER IN A GAME

**By Titans**—Chris Johnson (154 rush.), Kenny Britt (128 rec.) and Vince Young (387 pass.) vs. Arizona, 11/29/09 (W)

**By Opponents**—Todd Gurley (118 rush. and 158 rec.) and Jared Goff (301 pass.), vs. Los Angeles Rams, 12/24/17 (L)

### 300-YARD PASSER AND 100-YARD RECEIVER IN A GAME

**By Titans**—Marcus Mariota (344 pass.) and Corey Davis (161 rec.) vs. Philadelphia, 9/30/18 (W)

**By Opponents**—Philip Rivers (306 pass.), Tyrell Williams (118 rec.), at L.A. Chargers (London), 10/21/18 (L)

### 100-YARD RUSHER AND 300-YARD PASSER IN A GAME

**By Titans**—Marcus Mariota (306 pass.) and Derrick Henry (131 rush.) vs. Indianapolis, 10/16/17 (W)

**By Opponents**—Jared Goff (301 pass.) and Todd Gurley (118 rush.), vs. Los Angeles Rams, 12/24/17 (L)

### TWO 100-YARD RUSHERS IN A GAME

**By Titans**—Chris Johnson (125 yards) and LenDale White (106 yards) at Detroit, 11/27/08 (W)

**By Opponents**—Arian Foster (115 yards) and Ben Tate (104 yards) vs. Houston, 10/23/11 (L)

### TWO 100-YARD RECEIVERS IN A GAME

**By Titans**—Justin Hunter (109 yards) and Kendall Wright (103 yards) at Oakland, 11/24/13 (W)

**By Opponents**—Zach Ertz (112 rec.) and Alshon Jeffery (105 rec.), vs. Philadelphia, 9/30/18 (W)

## INDIVIDUAL DEFENSE

### INTERCEPTION RETURNED FOR TOUCHDOWN

**By Titans**—Jayon Brown (22 yards) vs. Indianapolis, 12/30/18 (L)

**By Opponents**—Trumaine Johnson (31 yards), vs. New York Jets, 12/2/18 (W)

### FUMBLE RETURNED FOR TOUCHDOWN

**By Titans**—Wesley Woodyard (4 yards) vs. Los Angeles Rams, 12/24/17 (L)

**By Opponents**—Yannick Ngakoue (67 yards) vs. Jacksonville, 12/31/17 (W)

### SAFETY SCORED

**By Titans**—Jets quarterback Geno Smith penalized for intentional grounding in the end zone, vs. N.Y. Jets, 12/14/14 (L)

**By Opponents**—Cameron Batson tackled in end zone vs. Jacksonville, 12/6/18 (W)

### THREE INTERCEPTIONS

**By Titans**—Kevin Byard (3) at Cleveland, 10/22/17 (W)

**By Opponents**—Glover Quin (3) at Houston, 11/28/10 (L)

### TWO INTERCEPTIONS

**By Titans**—Kevin Byard (2) vs. Jacksonville, 12/31/17 (W)

**By Opponents**—Reshad Jones at Miami, 9/9/18 (L)

### THREE SACKS

**By Titans**—Jason Jones (3.5) vs. Pittsburgh, 12/21/08 (W)

**By Opponents**—Za'Darius Smith, vs. Baltimore, 10/14/18 (L)

## POSTSEASON: THE LAST TIME THE TENNESSEE TITANS ...

### GAMES WON (PLAYOFFS)

#### WON BY SCORING IN THE LAST TWO MINUTES OF REGULATION

**By Titans**—Gary Anderson 46-yard field goal with 0:29 remaining, at Baltimore, 1/3/04 (W)

**By Opponents**—Matt Stover 43-yard field goal with 0:53 remaining, vs. Baltimore, 1/10/09 (L)

#### WON OVERTIME GAME

**By Titans**—Tennessee 34, vs. Pittsburgh 31, 1/11/03 (W)

**By Opponents**—at Buffalo 41, Houston 38, 1/3/93 (L)

#### WON BY 20 OR MORE POINTS

**By Titans/Oilers**—Never Happened

**By Opponents**—at New England 35, Tennessee 14, 1/13/18 (L)

#### WON BY SHUTOUT

**By Titans/Oilers**—Never Happened

**By Opponents**—Never Happened

### TEAM SCORING (PLAYOFFS)

#### SCORED 50 POINTS

**By Titans/Oilers**—Never Happened

**By Opponents**—at Oakland 56, Houston 7, 12/21/69 (L)

#### SCORED 40 POINTS

**By Titans/Oilers**—Never Happened

**By Opponents**—at Oakland 41, Tennessee 24, 1/19/03 (L)

#### SCORED 20 POINTS IN A QUARTER

**By Titans**—Never in Titans era (since 1999)

**By Oilers**—21 points in second quarter, at Buffalo, 1/3/93 (L)

**By Opponents**—21 points in second quarter, at New England, 1/13/18 (L)

#### SCORED 30 POINTS IN A HALF

**By Titans/Oilers**—Never Happened

**By Opponents**—35 points in second half, at Buffalo, 1/3/93 (L)

### SCORED TOUCHDOWNS ON OFFENSE, DEFENSE AND SPECIAL TEAMS

**By Titans/Oilers**—Never Happened

**By Opponents**—Never Happened

### SCORED A TOUCHDOWN ON FIRST OFFENSIVE POSSESSION

**By Titans**—Chris Brown 6-yard run, at Baltimore, 1/3/04 (W)

**By Opponents**—Bethel Johnson 41-yard pass from Tom Brady, at New England, 1/10/04 (L)

## TEAM YARDAGE TOTALS (PLAYOFFS)

### 500 TOTAL NET YARDS

**By Titans/Oilers**—Never Happened

**By Opponents**—Never Happened

### 400 TOTAL NET YARDS

**By Titans**—vs. Pittsburgh (430 yards), 1/11/03 (W)

**By Opponents**—at New England (438 yards), 1/13/18 (L)

# POSTSEASON: THE LAST TIME THE TENNESSEE TITANS ...

## TEAM DEFENSE (PLAYOFFS)

### HELD OPPONENT WITHOUT A TOUCHDOWN

- By Titans**—Never in Titans era (since 1999)
- By Oilers**—Houston 10, at San Diego 3, 12/24/61 (W)
- By Opponents**—at San Diego 17, Tennessee 6, 1/6/08 (L)

### HELD OPPONENT TO 200 OR FEWER NET YARDS OF OFFENSE

- By Titans**—vs. Baltimore (134 net yards), 1/7/01 (L)
- By Opponents**—vs. Buffalo (194 net yards), 1/8/00 (W)

### HELD OPPONENT TO 50 OR FEWER YARDS RUSHING

- By Titans**—vs. Baltimore (50 yards), 1/10/09 (L)
- By Opponents**—vs. Kansas City (39 yards), 1/16/94 (L)

### HELD OPPONENT TO 100 OR FEWER NET YARDS PASSING

- By Titans**—vs. Buffalo (97 net yards), 1/8/00 (W)
- By Opponents**—vs. Buffalo (55 net yards), 1/8/00 (W)

### SEVEN OR MORE SACKS BY TEAM

- By Titans/Oilers**—Never Happened
- By Opponents**—at New England (8 sacks), 1/13/18 (L)

## SPECIAL TEAMS (PLAYOFFS)

### KICKOFF RETURNED FOR TOUCHDOWN

- By Titans**—Derrick Mason (80 yards) at Jacksonville, 1/23/00 (W)
- By Opponents**—Never Happened

### RETURNED OPENING KICKOFF FOR TOUCHDOWN

- By Titans/Oilers**—Never Happened
- By Opponents**—Never Happened

### PUNT RETURNED FOR TOUCHDOWN

- By Titans/Oilers**—Never Happened
- By Opponents**—Never Happened

### FIELD GOAL BLOCKED

- By Titans/Oilers**—Never Happened
- By Opponents**—Richard Seymour at New England (Gary Anderson), 1/10/04 (L)

### FIELD GOAL BLOCKED, RETURNED FOR TD

- By Titans/Oilers**—Never Happened
- By Opponents**—Anthony Mitchell (90 yards) vs. Baltimore (Al Del Greco's FG blocked by Keith Washington), 1/7/01 (L)

### PUNT BLOCKED

- By Titans**—Chris Coleman vs. Baltimore (Kyle Richardson, twice), 1/7/01 (L)
- By Opponents**—Jerry Olsavsky vs. Pittsburgh (Greg Montgomery), 12/31/89 (L)

### PUNT BLOCKED AND RETURNED FOR TD

- By Titans/Oilers**—Never Happened
- By Opponents**—Never Happened

### FIVE FIELD GOALS

- By Titans/Oilers**—Never Happened
- By Opponents**—Never Happened

### FOUR FIELD GOALS

- By Titans**—Al Del Greco at Indianapolis, 1/16/00 (W)
- By Opponents**—Gary Anderson (OT) vs. Pittsburgh, 12/31/89 (L)

### THREE FIELD GOALS

- By Titans**—Al Del Greco (4) at Indianapolis, 1/16/00 (W)
- By Opponents**—Jeff Reed vs. Pittsburgh, 1/11/03 (W)

### MISSED PAT (KICK)

- By Titans/Oilers**—Never Happened
- By Opponents**—David Treadwell (Wide Left) at Denver, 1/4/92 (L)

## TWO-POINT CONVERSIONS (PLAYOFFS)

### TWO-POINT CONVERSION MADE

- By Titans/Oilers**—Never Happened
- By Opponents**—Plaxico Burress (pass from Hines Ward) vs. Pittsburgh, 1/11/03 (W)

### TWO-POINT CONVERSION FAILED

- By Titans**—at Kansas City (two passes failed), 1/6/18 (W)
- By Opponents**—vs. Buffalo (pass incomplete), 1/8/00 (W)

## INDIVIDUAL OFFENSIVE PERFORMANCES (PLAYOFFS)

### INDIVIDUAL WITH 200 SCRIMMAGE YARDS

- By Titans/Oilers**—Never Happened
- By Opponents**—Never Happened

### RUSHING TOUCHDOWN AND RECEIVING TOUCHDOWN

- By Titans**—Never in Titans era (since 1999)
- By Oilers**—Allen Pinkett at Cleveland, 12/24/88 (W)
- By Opponents**—James White at New England, 1/13/18 (L)

### RUSHING TOUCHDOWN AND PASSING TOUCHDOWN

- By Titans**—Steve McNair at Oakland, 1/19/03 (L)
- By Opponents**—Rich Gannon at Oakland, 1/19/03 (L)

## INDIVIDUAL RUSHING (PLAYOFFS)

### 200 YARDS RUSHING

- By Titans/Oilers**—Never Happened
- By Opponents**—Never Happened

### 150 YARDS RUSHING

- By Titans**—Derrick Henry (156 yards) at Kansas City, 1/6/18 (W)
- By Opponents**—Paul Lowe (165 yards) vs. Los Angeles Chargers, 1/1/61 (W)

### 100 YARDS RUSHING

- By Titans**—Derrick Henry (156 yards) at Kansas City, 1/6/18 (W)
- By Opponents**—Fred Taylor (110 yards) at Jacksonville, 1/23/00 (W)

### CONSECUTIVE 100-YARD RUSHING GAMES

- By Titans**—Eddie George vs. Buffalo (106 yards), 1/8/00 (W), at Indianapolis (162 yards), 1/16/00 (W)

### 30 OR MORE CARRIES

- By Titans/Oilers**—Never Happened
- By Opponents**—Never Happened

### RUSHING PLAY OF 80 OR MORE YARDS

- By Titans/Oilers**—Never Happened
- By Opponents**—Never Happened

### RUSHING PLAY OF 50 OR MORE YARDS

- By Titans**—Steve McNair (51 yards) at Jacksonville, 1/23/00 (W)
- By Opponents**—Never Happened

### THREE TOUCHDOWNS RUSHING

- By Titans/Oilers**—Never Happened
- By Opponents**—Never Happened

### TWO TOUCHDOWNS RUSHING

- By Titans**—Steve McNair at Oakland, 1/19/03 (L)
- By Opponents**—Antowain Smith vs. Buffalo, 1/8/00 (W)

## INDIVIDUAL PASSING (PLAYOFFS)

### 400 YARDS PASSING

- By Titans/Oilers**—Never Happened
- By Opponents**—Kurt Warner (414 yards) vs. St. Louis, 1/30/00 (L)

### 300 YARDS PASSING

- By Titans**—Steve McNair (338 yards) vs. Pittsburgh, 1/11/03 (W)
- By Opponents**—Tom Brady (337 yards) at New England, 1/13/18 (L)

### CONSECUTIVE 300-YARD PASSING GAMES

#### Playoffs:

- By Titans/Oilers**—Never Happened

## POSTSEASON: THE LAST TIME THE TENNESSEE TITANS ...

### FIVE TOUCHDOWN PASSES

**By Titans/Oilers**—Never Happened

**By Opponents**—Daryle Lamonica (6) at Oakland, 12/21/69 (L)

### FOUR TOUCHDOWN PASSES

**By Titans**—Never in Titans era (since 1999)

**By Oilers**—Warren Moon at Buffalo, 1/3/93 (L)

**By Opponents**—Frank Reich at Buffalo, 1/3/93 (L)

### 50 OR MORE PASS ATTEMPTS

**By Titans**—Never in Titans era (since 1999)

**By Oilers**—Warren Moon (50 att) at Buffalo, 1/3/93 (L)

**By Opponents**—Tom Brady (53 att) at New England, 1/13/18 (L)

### 40 OR MORE PASS ATTEMPTS

**By Titans**—Kerry Collins (42 att) vs. Baltimore, 1/10/09 (L)

**By Opponents**—Tom Brady (53 att) at New England, 1/13/18 (L)

### 30 OR MORE COMPLETIONS

**By Titans**—Never in Titans era (since 1999)

**By Oilers**—Warren Moon (32 comp) vs. Kansas City, 1/16/94 (L)

**By Opponents**—Tom Brady (35 comp) at New England, 1/13/18 (L)

### NO SACKS ALLOWED

**By Titans**—at Baltimore, 1/3/04 (W)

**By Opponents**—at New England, 1/13/18 (L)

### COMPLETION OF 80 OR MORE YARDS

**By Titans/Oilers**—Never Happened

**By Opponents**—Never Happened

### COMPLETION OF 50 OR MORE YARDS

**By Titans/Oilers**—Never Happened

**By Opponents**—Trent Dilfer (56 yards) vs. Baltimore, 1/7/01 (L)

## INDIVIDUAL RECEIVING (PLAYOFFS)

### 200 YARDS RECEIVING

**By Titans/Oilers**—Never Happened

**By Opponents**—Never Happened

### 150 YARDS RECEIVING

**By Titans/Oilers**—Never Happened

**By Opponents**—Isaac Bruce (162 yards) vs. St. Louis, 1/30/00 (L)

### 100 YARDS RECEIVING

**By Titans**—Justin Gage (135 yards) vs. Baltimore, 1/10/09 (L)

**By Opponents**—Danny Amendola (112 yards) at New England, 1/13/18 (L)

### CONSECUTIVE 100-YARD RECEIVING GAMES

**By Titans**—Never in Titans era (since 1999)

**By Oilers**—Ernest Givins at Denver (111 yards), 1/4/92 (L), at Buffalo (117 yards), 1/3/93 (L)

### 10 OR MORE RECEPTIONS

**By Titans**—Justin Gage (11 rec.) vs. Baltimore, 1/10/09 (L)

**By Opponents**—Danny Amendola (11 rec.) at New England, 1/13/18 (L)

### RECEPTION OF 80 OR MORE YARDS

**By Titans/Oilers**—Never Happened

**By Opponents**—Never Happened

### RECEPTION OF 50 OR MORE YARDS

**By Titans/Oilers**—Never Happened

**By Opponents**—Shannon Sharpe (56 yards) vs. Baltimore, 1/7/01 (L)

### THREE TOUCHDOWN RECEPTIONS

**By Titans/Oilers**—Never Happened

**By Opponents**—Andre Reed at Buffalo, 1/3/93 (L)

### TWO TOUCHDOWN RECEPTIONS

**By Titans/Oilers**—Corey Davis at New England, 1/13/18 (L)

**By Opponents**—Hines Ward vs. Pittsburgh, 1/11/03 (W)

## COMBINED OFFENSIVE PERFORMANCES BY TEAMMATES (PLAYOFFS)

### 100-YARD RUSHER AND 100-YARD RECEIVER IN A GAME

**By Titans/Oilers**—Never Happened

**By Opponents**—Never Happened

### 100-YARD RUSHER, 100-YARD RECEIVER AND 300-YARD PASSER IN A GAME

**By Titans/Oilers**—Never Happened

**By Opponents**—Never Happened

### 300-YARD PASSER AND 100-YARD RECEIVER IN A GAME

**By Titans**—Steve McNair (338 pass.) and Frank Wycheck (123 rec.) vs. Pittsburgh, 1/11/03 (W)

**By Opponents**—Tom Brady (337 pass.) and Danny Amendola (112 rec.) at New England, 1/13/18 (L)

### 100-YARD RUSHER AND 300-YARD PASSER IN A GAME

**By Titans/Oilers**—Never Happened

**By Opponents**—Never Happened

### TWO 100-YARD RUSHERS IN A GAME

**By Titans/Oilers**—Never Happened

**By Opponents**—Hewitt Dixon (144 yards) and Pete Banaszak (116 yards) at Oakland, 12/31/67 (L)

### TWO 100-YARD RECEIVERS IN A GAME

**By Titans**—Never in Titans era (since 1999)

**By Oilers**—Mike Barber (112 yards) and Ken Burrough (103 yards) at Miami, 12/24/78 (W)

**By Opponents**—Chris Chambers (121 yards) and Vincent Jackson (114 yards) at San Diego, 1/6/08 (L)

## INDIVIDUAL DEFENSE (PLAYOFFS)

### INTERCEPTION RETURNED FOR TOUCHDOWN

**By Titans**—Never in Titans era (since 1999)

**By Oilers**—Bubba McDowell (58 yards) at Buffalo, 1/3/93 (L)

**By Opponents**—Will Demps (56 yards) at Baltimore, 1/3/04 (W)

### FUMBLE RETURNED FOR TOUCHDOWN

**By Titans/Oilers**—Never Happened

**By Opponents**—Never Happened

### SAFETY SCORED

**By Titans**—Josh Evans and Jason Fisk (sacked Mark Brunell), at Jacksonville, 1/23/00 (W)

**By Opponents**—Dan Pastorini ran out of the End Zone, at Miami, 12/24/78 (W)

### THREE INTERCEPTIONS

**By Titans**—Never in Titans era (since 1999)

**By Oilers**—Vernon Perry (4\*) at San Diego, 12/29/79 (W)

**By Opponents**—Never Happened

### TWO INTERCEPTIONS

**By Titans**—Never in Titans era (since 1999)

**By Oilers**—Bubba McDowell vs. N.Y. Jets, 12/29/91 (W)

**By Opponents**—Johnny Robinson vs. Dallas Texans, 12/23/62 (L)

### THREE SACKS

**By Titans**—Never in Titans era (since 1999)

**By Oilers**—Andy Dorris vs. Denver, 12/23/79 (W)

**By Opponents**—Willie McGinest at New England, 1/10/04 (L)



## LAST TIME IN A SEASON THE TITANS ...

### TEAM OFFENSE

Ranked 1st in Overall Offense — 1990  
 Ranked 1st in Rushing Offense — 1967 (AFL)  
 Ranked 1st in Passing Offense — 1992

### TEAM DEFENSE

Ranked 1st in Overall Defense — 2000  
 Ranked 1st in Rushing Defense — 2003  
 Ranked 1st in Passing Defense — 2000

### GAMES WON (REGULAR SEASON)

10 Wins — 2008 (13-3)  
 11 Wins — 2008 (13-3)  
 12 Wins — 2008 (13-3)  
 13 Wins — 2008 (13-3)

### ADVANCED IN PLAYOFFS

Wild Card Round — 2017  
 Divisional Round — 2017  
 Conference Championship — 2002  
 Super Bowl — 1999

### RUSHING

1,000 Yards — **Derrick Henry** (1,059), 2018  
 1,500 Yards — **Chris Johnson** (2,006), 2009  
 2,000 Yards — **Chris Johnson** (2,006), 2009  
 300 Attempts — **Chris Johnson** (316), 2010  
 400 Attempts — **Eddie George** (403), 2000  
 10 Touchdowns — **Derrick Henry** (12), 2018  
 15 Touchdowns — **Lendale White** (15), 2008

### PASSING

3,000 Yards — **Marcus Mariota** (3,232), 2017  
 3,500 Yards — **Matt Hasselbeck** (3,571), 2011  
 4,000 Yards — **Warren Moon** (4,690), 1991  
 400 Attempts — **Marcus Mariota** (453), 2017  
 500 Attempts — **Matt Hasselbeck** (518), 2011  
 600 Attempts — **Warren Moon** (655), 1991  
 20 Touchdowns — **Marcus Mariota** (26), 2016  
 30 Touchdowns — **Warren Moon** (33), 1990  
 90.0 Passer Rating — **Marcus Mariota** (92.3), 2018  
 100.0 Passer Rating — **Steve McNair** (100.4), 2003

### RECEIVING

80 Receptions — **Delanie Walker** (94), 2015  
 90 Receptions — **Delanie Walker** (94), 2015  
 100 Receptions — **Haywood Jeffires** (100), 1991  
 1,000 Yards — **Delanie Walker** (1,088), 2015  
 1,500 Yards — **Charlie Hennigan** (1,546), 1964  
 10 Touchdowns — **Drew Bennett** (11), 2004  
 15 Touchdowns — **Bill Groman** (17), 1961

### SCORING

100 Points — **Ryan Succop** (106), 2018  
 110 Points — **Ryan Succop** (136), 2017  
 120 Points — **Ryan Succop** (136), 2017  
 130 Points — **Ryan Succop** (136), 2017  
 30 Field Goals — **Ryan Succop** (35), 2017  
 35 Field Goals — **Ryan Succop** (35), 2017  
 10 Touchdowns — **Derrick Henry** (12), 2018  
 15 Touchdowns — **Chris Johnson** (16), 2009

### DEFENSE

7 Interceptions — **Kevin Byard** (8), 2017  
 8 Interceptions — **Kevin Byard** (8), 2017  
 9 Interceptions — **Mike Reinfeldt** (12), 1979  
 10 Interceptions — **Mike Reinfeldt** (12), 1979  
 10 Sacks — **Brian Orakpo** (10.5), 2016  
 12 Sacks — **Jason Babin** (12.5), 2010  
 14 Sacks — **Jevon Kearse** (14.5), 1999  
 150 Tackles — **Wesley Woodyard** (172), 2017  
 175 Tackles — **Keith Bulluck** (180), 2002  
 200 Tackles — **Gregg Bingham** (212), 1980

## TITANS RECORDS AT A GLANCE

*Team record holders in major statistical categories*

### SCORING

Points (Game) — 30 by **Billy Cannon** (5 TDs) at N.Y. Titans, 12/10/61  
 Points (Season) — 136 by **Al Del Greco**, 1998; by **Ryan Succop**, 2017  
 Points (Career) — 1,060 by **Al Del Greco**, 1991-00  
 Touchdowns (Game) — 5 by **Billy Cannon** at N.Y. Titans, 12/10/61  
 Touchdowns (Season) — 19 by **Earl Campbell**, 1979  
 Touchdowns (Career) — 74 by **Eddie George**, 1996-03  
 Field Goals (Game) — 8 by **Rob Bironas** at Hou., 10/21/07  
 Field Goals (Season) — 36 by **Al Del Greco**, 1998  
 Field Goals (Career) — 246 by **Al Del Greco**, 1991-00

### RUSHING

Rushing Yards (Game) — 238 by **Derrick Henry** vs. Jax, 12/6/18  
 Rushing Yards (Season) — 2,006 by **Chris Johnson**, 2009  
 Rushing Yards (Career) — 10,009 by **Eddie George**, 1996-03  
 Rushing Touchdowns (Game) — 4 by **Earl Campbell** vs. Mia., 11/20/78; **Lorenzo White** vs. Cle., 12/9/90; **Derrick Henry** vs. Jax, 12/6/18  
 Rushing Touchdowns (Season) — 19 by **Earl Campbell**, 1979  
 Rushing Touchdowns (Career) — 73 by **Earl Campbell**, 1978-84

### PASSING

Passing Yards (Game) — 527 by **Warren Moon** at K.C., 12/16/90  
 Passing Yards (Season) — 4,690 by **Warren Moon**, 1991  
 Passing Yards (Career) — 33,685 by **Warren Moon**, 1984-93  
 Passing Touchdowns (Game) — 7 by **George Blanda** vs. N.Y. Titans, 11/19/61  
 Passing Touchdowns (Season) — 36 by **George Blanda**, 1961  
 Passing Touchdowns (Career) — 196 by **Warren Moon**, 1984-93  
 Passer Rating (Game) — 158.3 by **Chris Chandler** at Cin., 9/24/95  
 Passer Rating (Season) — 100.4 by **Steve McNair**, 2003  
 Passer Rating (Career) — 89.4 by **Marcus Mariota**, 2015-18

### RECEIVING

Receptions (Game) — 13 (three times, last by **Drew Bennett** at Oak., 12/19/04)  
 Receptions (Season) — 101 by **Charlie Hennigan**, 1964  
 Receptions (Career) — 542 by **Ernest Givins**, 1986-94  
 Receiving Yards (Game) — 272 by **Charlie Hennigan** at Bos., 10/13/61  
 Receiving Yards (Season) — 1,746 by **Charlie Hennigan**, 1961  
 Receiving Yards (Career) — 7,935 by **Ernest Givins**, 1986-94  
 Receiving Touchdowns (Game) — 3 (17 times, last by **Kenny Britt** vs. Phi., 10/24/10)  
 Receiving Touchdowns (Season) — 17 by **Bill Groman**, 1961  
 Receiving Touchdowns (Career) — 51 by **Charlie Hennigan**, 1960-66

### PUNTING

Punts (Game) — 11 (twice by **Rich Camarillo**, last at Pit., 12/3/95)  
 Punts (Season) — 96 by **Rich Camarillo**, 1994  
 Punts (Career) — 861 by **Craig Hentrich**, 1998-09

### PUNT RETURNS

Punt Return Yards (Game) — 160 by **Darius Reynaud** vs. Jax., 12/30/12  
 Punt Return Average (Season) — 15.4 by **Billy Johnson**, 1977  
 Punt Return Average (Career) — 13.2 by **Billy Johnson**, 1974-80

### KICKOFF RETURNS

Kickoff Return Yards (Game) — 240 by **Bobby Jancik** at Oak., 12/22/63  
 Kickoff Return Average (Season) — 31.7 by **Darius Jennings**, 2018  
 Kickoff Return Average (Career) — 26.5 by **Bobby Jancik**, 1962-67

### INTERCEPTIONS

Interceptions (Game) — 3 (nine times, last by **Kevin Byard** at Cle., 10/22/17)  
 Interceptions (Season) — 12 by **Freddy Glick**, 1963; by **Mike Reinfeldt**, 1979  
 Interceptions (Career) — 45 by **Jim Norton**, 1960-68

### SACKS

Sacks (Game) — 4 (five times, last by **William Fuller** vs. Pit., 11/28/93)  
 Sacks (Season) — 17 by **Elvin Bethea**, 1973  
 Sacks (Career) — 105 by **Elvin Bethea**, 1968-83

## TENNESSEE TITANS 2019 TRANSACTIONS

<b>January 1</b>	Signed <b>RB DALYN DAWKINS</b> , <b>G JAMIL DOUGLAS</b> , <b>DB MIKE JORDAN</b> , <b>WR ROGER LEWIS JR.</b> , <b>OLB GIMEL PRESIDENT</b> , <b>G DAVID QUESSENBERRY</b> , <b>WR KALIF RAYMOND</b> , <b>WR DEVIN ROSS</b> and <b>S DAMON WEBB</b> to future contracts	<b>May 7</b>	Waived <b>WR ROGER LEWIS JR.</b>
<b>January 2</b>	Signed <b>DT DEE LINER</b> to a future contract	<b>May 10</b>	Signed the following undrafted free agents: <b>RB ALEX BARNES</b> , <b>DE AMANI BLEDSOE</b> , <b>CB HAMP CHEEVERS</b> , <b>T CODY CONWAY</b> , <b>S JONATHAN CRAWFORD</b> , <b>T A.T. HALL</b> , <b>NT BRAXTON HOYETT</b> , <b>DT ISAAH MACK</b> , <b>WR ANTHONY RATLIFF-WILLIAMS</b> , <b>OLB DERICK ROBERSON</b> , <b>S JOJO TILLERY</b> , <b>CB TAJ-AMIR TORRES</b> and <b>WR ISAAC ZICO</b> ; signed fifth-round choice <b>OLB D'ANDRE WALKER</b> and sixth-round choice <b>LB DAVID LONG JR.</b>
<b>January 3</b>	Elevated <b>MIKE SULLIVAN</b> to assistant offensive line coach		
<b>January 8</b>	Offensive coordinator <b>MATT LaFLEUR</b> is named head coach of the Green Bay Packers		
<b>January 21</b>	Elevated <b>ARTHUR SMITH</b> to offensive coordinator	<b>May 13</b>	Waived <b>S JONATHAN CRAWFORD</b> , <b>CB TAJ-AMIR TORRES</b> and <b>WR ISAAC ZICO</b> ; waived injured <b>CB HAMP CHEEVERS</b> ; signed free agents <b>TE PARKER HESSE</b> , <b>WR CODY HOLLISTER</b> , <b>CB KAREEM ORR</b> , <b>WR JOSEPH PARKER</b> , <b>CB D'ANDRE PAYNE</b> and <b>S LaDARIUS WILEY</b>
<b>January 26</b>	Hired <b>TODD DOWNING</b> as tight ends coach		
<b>February 4</b>	Terminated vested veteran <b>QB AUSTIN DAVIS</b>	<b>May 14</b>	Waived <b>WR DEVIN ROSS</b>
<b>February 7</b>	Signed free agent <b>C/G HRONISS GRASU</b> ; hired <b>MONDRAY GEE</b> as strength and conditioning assistant	<b>May 16</b>	Signed fourth-round choice <b>DB AMANI HOOKER</b> ; signed free agent <b>WR JALEN TOLLIVER</b>
<b>March 12</b>	Terminated vested veteran <b>S JOHNATHAN CYPRIEN</b> failed physical	<b>May 17</b>	Waived <b>CB HAMP CHEEVERS</b> from reserve/injured with an injury settlement
<b>March 15</b>	Signed unrestricted free agents <b>WR ADAM HUMPHRIES</b> , <b>G RODGER SAFFOLD</b> , <b>S KENNY VACCARO</b> and <b>OLB CAMERON WAKE</b> ; terminated vested veteran <b>G JOSH KLINE</b>	<b>May 23</b>	Signed first-round choice <b>DL JEFFERY SIMMONS</b>
<b>March 16</b>	Signed unrestricted free agent <b>G/T KEVIN PAMPHILE</b> ; traded a seventh-round pick in the 2019 NFL Draft and a fourth-round pick in the 2020 NFL Draft to the Miami Dolphins for <b>QB RYAN TANNEHILL</b> and a sixth-round draft choice in the 2019 NFL Draft; terminated vested veteran <b>QB BLAINE GABBERT</b>	<b>May 29</b>	Waived <b>DT DEE LINER</b> ; signed free agent <b>DL FRANK HERRON</b>
<b>March 17</b>	Signed free agent <b>CB TYE SMITH</b>	<b>May 31</b>	Signed third-round choice <b>OL NATE DAVIS</b>
<b>April 8</b>	Signed free agents <b>TE KEITH TOWBRIDGE</b> and <b>QB LOGAN WOODSIDE</b>	<b>June 13</b>	Signed second-round choice <b>WR A.J. BROWN</b> ; waived <b>TE KEITH TOWBRIDGE</b> ; signed free agent <b>TE RYAN HEWITT</b>
<b>April 17</b>	Signed free agent <b>CB ALTERRAUN VERNER</b>	<b>July 22</b>	Placed <b>DT JURRELL CASEY</b> , <b>TE JONNU SMITH</b> and <b>K RYAN SUCCOP</b> on physically unable to perform; placed <b>DL JEFFERY SIMMONS</b> on non-football injury
<b>April 18</b>	Placed <b>CB ALTERRAUN VERNER</b> on the reserve/retired list	<b>July 25</b>	Waived <b>S DAMON WEBB</b> with non-football injury
<b>April 24</b>	Signed free agent <b>RB CHRIS JOHNSON</b>	<b>July 27</b>	Signed free agent <b>DB JONATHAN CRAWFORD</b>
<b>April 25</b>	Drafted <b>DL JEFFERY SIMMONS</b> (first round, 19th overall); placed <b>RB CHRIS JOHNSON</b> on the reserve/retired list	<b>July 31</b>	Placed <b>WR CAMERON BATSON</b> on injured reserve; waived <b>WR JOSEPH PARKER</b> ; signed free agents <b>WR TANNER McEVOY</b> and <b>WR PAPI WHITE</b>
<b>April 26</b>	Drafted <b>WR A.J. BROWN</b> (second round, 51st overall) and <b>OL NATE DAVIS</b> (third round, 82nd overall)	<b>August 1</b>	Waived <b>DB JONATHAN CRAWFORD</b> and <b>OLB GIMEL PRESIDENT</b> ; signed free agents <b>DL CHRIS NELSON</b> and <b>OLB JORDAN WILLIAMS</b>
<b>April 27</b>	Traded a 2019 fourth-round selection (121st overall) and a 2019 fifth-round selection (157th overall) to the New York Jets for a Jets' 2019 fourth-round selection (116th overall) and a Jets' 2019 fifth-round selection (168th overall); drafted <b>DB AMANI HOOKER</b> (fourth round, 116th overall), <b>OLB D'ANDRE WALKER</b> (fifth round, 168th overall) and <b>LB DAVID LONG JR.</b> (sixth round, 188th overall)	<b>August 10</b>	Waived <b>WR JALEN TOLLIVER</b> ; waived injured <b>LB RILEY BULLOUGH</b> and <b>T CODY CONWAY</b> ; placed <b>OLB D'ANDRE WALKER</b> on injured reserve; moved <b>DT JURELL CASEY</b> from physically unable to perform to active roster; signed free agents <b>DE ERIC COTTON</b> , <b>LB UKEME ELIGWE</b> , <b>RB AKEEM HUNT</b> and <b>WR DeANGELO YANCEY</b>
<b>April 29</b>	Signed unrestricted free agent <b>DE BRENT URBAN</b>	<b>August 12</b>	Waived injured <b>OLB JORDAN WILLIAMS</b> ; signed free agent <b>OLB JAMES FOLSTON</b>
<b>April 30</b>	Terminated vested veteran <b>NT DARIUS KILGO</b> ; claimed <b>LB RILEY BULLOUGH</b> off waivers from the Tampa Bay Buccaneers		

# TENNESSEE TITANS UNOFFICIAL DEPTH CHART

## OFFENSE

<b>WR</b>	84	Corey Davis	16	Cody Hollister	83	<u>Anthony Ratliff-Williams</u>
					18	DeAngelo Yancey
<b>TE</b>	82	Delanie Walker	81	Jonnu Smith	85	MyCole Pruitt
			86	Anthony Firkser	89	Cole Wick
			88	Ryan Hewitt	49	<u>Parker Hesse</u>
<b>LT</b>	77	Taylor Lewan	71	Dennis Kelly	68	Austin Pasztor
<b>LG</b>	76	Rodger Saffold	61	Aaron Stinnie	72	David Quessenberry
<b>C</b>	60	Ben Jones	62	Corey Levin	52	Hroniss Grasu
<b>RG</b>	66	Kevin Pamphile	75	Jamil Douglas	64	<u>Nate Davis</u>
<b>RT</b>	78	Jack Conklin	69	Tyler Marz	73	<u>A.T. Hall</u>
<b>WR</b>	10	Adam Humphries	15	Darius Jennings	14	Kalif Raymond
					80	<u>Papi White</u>
<b>WR</b>	13	Taywan Taylor	19	Tajaé Sharpe	11	<u>A.J. Brown</u>
					87	Tanner McEvoy
<b>QB</b>	8	Marcus Mariota	17	Ryan Tannehill	5	Logan Woodside
<b>RB</b>	22	Derrick Henry	33	Dion Lewis	32	David Fluellen
			30	Jeremy McNichols	28	Dalyn Dawkins
			35	Akeem Hunt	39	<u>Alex Barnes</u>

## DEFENSE

<b>DE</b>	96	Brent Urban	93	Frank Herron	98	<u>Jeffery Simmons</u>
			95	<u>Amani Bledsoe</u>	49	Eric Cotton
<b>NT</b>	90	DaQuan Jones	94	Austin Johnson	97	<u>Braxton Hoyett</u>
<b>DT</b>	99	Jurrell Casey	92	Matt Dickerson	79	<u>Isaiah Mack</u>
					70	<u>Chris Nelson</u>
<b>OLB</b>	91	Cameron Wake	56	Sharif Finch	50	<u>Derick Roberson</u>
					48	<u>James Folston</u>
<b>ILB</b>	54	Rashaan Evans	59	Wesley Woodyard	41	<u>David Long Jr.</u>
<b>ILB</b>	55	Jayon Brown	53	Daren Bates	57	Nigel Harris
					52	Ukeme Eligwe
<b>OLB</b>	58	Harold Landry III	44	Kamalei Correa	45	LaTroy Lewis
<b>CB</b>	26	Logan Ryan	25	Adoree' Jackson	23	Tye Smith
					32	<u>Kareem Orr</u>
<b>SS</b>	24	Kenny Vaccaro	29	Dane Cruikshank	30	<u>LaDarius Wiley</u>
<b>FS</b>	31	Kevin Byard	46	Joshua Kalu	37	<u>Amani Hooker</u>
					47	<u>JoJo Tillery</u>
<b>CB</b>	21	Malcolm Butler	36	LeShaun Sims	20	Kenneth Durden
			38	Mike Jordan	28	<u>D'Andre Payne</u>

## SPECIAL TEAMS

<b>K</b>	4	Ryan Succop	3	Austin Barnard	6	Brett Kern
<b>KO</b>	4	Ryan Succop	3	Austin Barnard	6	Brett Kern
<b>P</b>	6	Brett Kern	3	Austin Barnard		
<b>H</b>	6	Brett Kern	17	Ryan Tannehill		
<b>PR</b>	10	Adam Humphries	25	Adoree' Jackson	14	Kalif Raymond
<b>KOR</b>	15	Darius Jennings	25	Adoree' Jackson	33	Dion Lewis
<b>LS</b>	48	Beau Brinkley	60	Ben Jones		

As of Aug. 12, 2019

Rookies are underlined

## TITANS PRONUNCIATION GUIDE

Austin BARNARD (BARN-ard); Kevin BYARD (BY-urd); KAMALEI CORREA (KAH-mah-lay corr-A-uh); Dane CRUIKSHANK (CROOK-shank); UKEME ELIGWE (ooo-KAM-ayy eee-LEAGUE-way); HRONISS GRASU (huh-ROW-niss GRA-sue); DAQUAN Jones (day-QUAN); Corey LEVIN (LEH-vin); Taylor LEWAN (leh-WAHN); Marcus MARIOTA (MAR-ee-OH-tah); Tyler MARZ (MARE-its); Kevin PAMPHILE (pom-FEEL); Austin PASZTOR (PAZ-tor); TAJAÉ Sharpe (TAH-zhay); JONNU Smith (JAH-new); Ryan SUCCOP (SUCK-up); Ryan TANNEHILL (TAN-uh-hill); TAYWAN Taylor (TAY-wahn); PAPI White (POP-ee); Wesley WOODYARD (wood-YARD)



## TENNESSEE TITANS ROSTER BY EXPERIENCE

<b>14TH YEAR</b>		Taylor Lewan	T	Taywan Taylor	WR	<b>ROOKIE DRAFT PICKS</b>	
Delanie Walker	TE	Kevin Pamphile	G	Cole Wick	TE	A.J. Brown	WR
<b>12TH YEAR</b>		Austin Pasztor	OL	<b>2ND YEAR</b>		Nate Davis	OL
Brett Kern	P	Brent Urban	DE	Austin Barnard	P	Amani Hooker	DB
Wesley Woodyard	LB	<b>5TH YEAR</b>		Cameron Batson (IR)	WR	David Long Jr.	LB
<b>11TH YEAR</b>		Adam Humphries	WR	Dane Cruikshank	DB	Jeffery Simmons (NFI)	DL
Ryan Succop (PUP)	K	Marcus Mariota	QB	Matt Dickerson	DE	D'Andre Walker (IR)	OLB
Cameron Wake	OLB	<b>4TH YEAR</b>		Jamil Douglas	G	<b>ROOKIE FREE AGENTS</b>	
<b>10TH YEAR</b>		Kevin Byard	S	Kenneth Durden	CB	Alex Barnes	RB
Rodger Saffold	G	Jack Conklin	T	Rashaan Evans	LB	Amani Bledsoe	DE
<b>9TH YEAR</b>		Kamalei Correa	OLB	Sharif Finch	OLB	James Folston	OLB
Jurrell Casey	DT	Hroniss Grasu	C/G	Anthony Firkser	TE	A.T. Hall	T
<b>8TH YEAR</b>		Derrick Henry	RB	Nigel Harris	LB	Parker Hesse	TE
Beau Brinkley	LS	Akeem Hunt	RB	Cody Hollister	WR	Braxton Hoyett	NT
Ben Jones	C	Austin Johnson	DL	Mike Jordan	DB	Isaiah Mack	DT
Dennis Kelly	G/T	MyCole Pruitt	TE	Harold Landry III	OLB	Chris Nelson	DL
Dion Lewis	RB	Tajaé Sharpe	WR	Kalif Raymond	WR	Kareem Orr	CB
Ryan Tannehill	QB	LeShaun Sims	CB	Aaron Stinnie	G	D'Andre Payne	CB
<b>7TH YEAR</b>		Tye Smith	CB	<b>1ST YEAR</b>		Anthony Ratliff-Williams	WR
Daren Bates	LB	<b>3RD YEAR</b>		Eric Cotton	DE	Derick Roberson	OLB
Logan Ryan	CB	Jayon Brown	LB	Dalyn Dawkins	RB	JoJo Tillery	S
Kenny Vaccaro	S	Corey Davis	WR	Frank Herron	DL	Papi White	WR
<b>6TH YEAR</b>		Ukeme Eligwe	LB	Joshua Kalu	DB	LaDarius Wiley	S
Malcolm Butler	CB	David Fluellen	RB	LaTroy Lewis	OLB	As of Aug. 12, 2019	
Ryan Hewitt	TE	Adoree' Jackson	CB	Jeremy McNichols	RB		
DaQuan Jones	DL	Darius Jennings	WR	David Quessenberry	OL		
		Corey Levin	C/G	Logan Woodside	QB		
		Tyler Marz	T	DeAngelo Yancey	WR		
		Tanner McEvoy	WR				
		Jonnu Smith (PUP)	TE				

## TENNESSEE TITANS ROSTER BY DRAFT ROUND

ROUND 1		
Player	Pos.	Year
Jeffery Simmons (NFI)	DL	2019
Rashaan Evans	LB	2018
Corey Davis	WR	2017
Adoree' Jackson	CB	2017
Jack Conklin	T	2016
Marcus Mariota	QB	2015
Taylor Lewan	T	2014
Kenny Vaccaro	S	2013 (NO)
Ryan Tannehill	QB	2012 (Mia)
ROUND 2		
Player	Pos.	Year
A.J. Brown	WR	2019
Harold Landry III	OLB	2018
Kamalei Correa	OLB	2016 (Bal)
Derrick Henry	RB	2016
Austin Johnson	DL	2016
Rodger Saffold	G	2010 (StL)
ROUND 3		
Player	Pos.	Year
Nate Davis	OL	2019
Jonnu Smith (PUP)	TE	2017
Taywan Taylor	WR	2017
Kevin Byard	S	2016
Hroniss Grasu	C/G	2015 (Chi)
Logan Ryan	CB	2013 (NE)
Jurrell Casey	DT	2011
ROUND 4		
Player	Pos.	Year
Amani Hooker	DB	2019
Jamil Douglas	G	2015 (Mia)
DaQuan Jones	DL	2014
Brent Urban	DE	2014 (Bal)
Ben Jones	C	2012 (Hou)

ROUND 5		
Player	Pos.	Year
D'Andre Walker (IR)	OLB	2019
Dane Cruikshank	DB	2018
Jayon Brown	LB	2017
Ukeme Eligwe	LB	2017 (KC)
DeAngelo Yancey	WR	2017 (GB)
Tajaé Sharpe	WR	2016
LeShaun Sims	CB	2016
Jeremy McNichols	RB	2015 (TB)
MyCole Pruitt	TE	2015 (Min)
Tye Smith	CB	2015 (Sea)
Kevin Pamphile	G	2014 (TB)
Dennis Kelly	G/T	2012 (Phi)
Dion Lewis	RB	2011 (Phi)
ROUND 6		
Player	Pos.	Year
David Long Jr.	LB	2019
Corey Levin	G/C	2017
David Quessenberry	OL	2013 (Hou)
Delanie Walker	TE	2006 (SF)
ROUND 7		
Player	Pos.	Year
Ryan Succop (PUP)	K	2009 (KC)
Logan Woodside	QB	2018 (Cin)
UNDRAFTED		
Player	Pos.	Year
Alex Barnes	RB	2019
Amani Bledsoe	DE	2019
James Folston	OLB	2019 (Ari)
A.T. Hall	T	2019
Parker Hesse	TE	2019
Braxton Hoyett	NT	2019
Isaiah Mack	DT	2019
Chris Nelson	DL	2019 (Pit)
Kareem Orr	CB	2019

D'Andre Payne	CB	2019
Anthony Ratliff-Williams	WR	2019
Derick Roberson	OLB	2019
JoJo Tillery	S	2019
Papi White	WR	2019 (Jax)
LaDarius Wiley	S	2019
Austin Barnard	P	2018
Cameron Batson (IR)	WR	2018
Eric Cotton	DE	2018 (GB)
Dalyn Dawkins	RB	2018
Matt Dickerson	DE	2018
Sharif Finch	OLB	2018
Joshua Kalu	DB	2018
Aaron Stinnie	G	2018
Anthony Firkser	TE	2017 (NYJ)
Nigel Harris	LB	2017 (LAC)
Cody Hollister	WR	2017 (NE)
LaTroy Lewis	OLB	2017 (Oak)
Kenneth Durden	CB	2016 (Oak)
Mike Jordan	DB	2016 (LAR)
Tyler Marz	T	2016
Tanner McEvoy	WR	2016 (Sea)
Kalif Raymond	WR	2016 (Den)
Cole Wick	TE	2016 (Det)
Adam Humphries	WR	2015 (TB)
Akeem Hunt	RB	2015 (NYG)
Darius Jennings	WR	2015 (Cle)
Malcolm Butler	CB	2014 (NE)
David Fluellen	RB	2014 (Phi)
Ryan Hewitt	TE	2014 (Cin)
Daren Bates	LB	2013 (StL)
Beau Brinkley	LS	2012
Austin Pasztor	OL	2012 (Min)
Brett Kern	P	2008 (Den)
Wesley Woodyard	LB	2008 (Den)
Cameron Wake	OLB	2005 (NYG)

As of Aug. 12, 2019

## HOW THE TENNESSEE TITANS WERE BUILT

YEAR	DRAFTEES (24)	FREE AGENTS (62)	TRADES/WAIVERS (4)
2019	DL Jeffery Simmons (1) WR A.J. Brown (2) OL Nate Davis (3) DB Amani Hooker (4) LB David Long Jr. (6)	C/G Hroniss Grasu (FA) WR Adam Humphries (UFA-TB) G Rodger Saffold (UFA-LAR) OLB Cameron Wake (UFA-MIA) QB Logan Woodside (FA) DE Brent Urban (UFA-BAL) RB Alex Barnes (FA) DT Amani Bledsoe (FA) T A.T. Hall (FA) NT Braxton Hoyett (FA) DT Isaiah Mack (FA) WR Anthony Ratliff-Williams (WR) OLB Derick Roberson (FA) S JoJo Tillery (FA) TE Parker Hesse (FA) WR Cody Hollister (FA) CB Kareem Orr (FA) CB D'Andre Payne (FA) S LaDarius Wiley (FA) DL Frank Herron (FA) TE Ryan Hewitt (FA) WR Tanner McEvoy (FA) WR Papi White (FA) DL Chris Nelson (FA) DE Eric Cotton (FA) LB Ukeme Eligwe (FA) RB Akeem Hunt (FA) WR DeAngelo Yancey (FA) OLB James Folston (FA)	QB Ryan Tannehill (T-MIA)
2018	LB Rashaan Evans (1) OLB Harold Landry III (2) DB Dane Cruikshank (5)	CB Malcolm Butler (UFA-NE) RB Dion Lewis (UFA-NE) G Kevin Pamphile (UFA-TB) DE Matt Dickerson (FA) OLB Sharif Finch (FA) G Aaron Stinnie (FA) S Kenny Vaccaro (FA) K/P Austin Barnard (FA) TE Anthony Firkser (FA) DB Joshua Kalu (FA) RB Dalyn Dawkins (FA) CB Kenneth Durden (FA) TE MyCole Pruitt (FA) OL David Quessenberry (FA) OLB LaTroy Lewis (FA) LB Nigel Harris (FA) G Jamil Douglas (FA) DB Mike Jordan (FA) RB Jeremy McNichols (FA) TE Cole Wick (FA) OL Austin Pasztor (FA) WR Khalif Raymond (FA)	OLB Kamalei Correa (T-BAL)
2017	WR Corey Davis (1a) CB Adoree' Jackson (1b) WR Taywan Taylor (3a) TE Jonnu Smith (3b) LB Jayon Brown (5) C/G Corey Levin (6)	CB Tye Smith (FA) LB Daren Bates (UFA-OAK) CB Logan Ryan (UFA-NE) WR Darius Jennings (FA)	
2016	T Jack Conklin (1) DL Austin Johnson (2b) RB Derrick Henry (2c) S Kevin Byard (3) WR Tajaé Sharpe (5a) CB LeShaun Sims (5b)	C Ben Jones (UFA-HOU) T Tyler Marz (FA)	T/G Dennis Kelly (T-PHI)
2015	QB Marcus Mariota (1)	RB David Fluellen (FA)	
2014	T Taylor Lewan (1) DL DaQuan Jones (4a)	LB Wesley Woodyard (UFA-DEN) K Ryan Succop (FA)	
2013		TE Delanie Walker (UFA-SF)	
2012		LS Beau Brinkley (FA)	
2011	DT Jurrell Casey (3)		
2009			P Brett Kern (W-DEN)

# TENNESSEE TITANS POSITIONAL ROSTER - OFFENSE

## QUARTERBACKS (3)

8	Mariota, Marcus	QB	6-4	222	10/30/93	5	Oregon	Honolulu, Hawaii	D1-'15
17	Tannehill, Ryan	QB	6-4	217	7/27/88	8	Texas A&M	Big Spring, Texas	T (MIA)-'19
5	Woodside, Logan	QB	6-1	213	1/27/95	1	Toledo	Frankfort, Ky.	FA-'19

## RUNNING BACKS/FULLBACKS (7)

39	Barnes, Alex	RB	6-0	226	10/27/96	R	Kansas State	Pittsburg, Kan.	FA-'19
28	Dawkins, Dalyn	RB	5-7	183	12/26/94	1	Colorado State	Louisville, Ky.	FA-'18
32	Fluellen, David	RB	5-11	224	1/28/92	3	Toledo	Lockport, N.Y.	FA-'15
22	Henry, Derrick	RB	6-3	247	1/4/94	4	Alabama	Yulee, Fla.	D2c-'16
35	Hunt, Akeem	RB	5-10	185	2/22/93	4	Purdue	Covington, Ga.	FA-'19
33	Lewis, Dion	RB	5-8	195	9/27/90	8	Pittsburgh	Albany, N.Y.	UFA (NE)-'18
30	McNichols, Jeremy	RB	5-9	205	12/26/95	1	Boise State	Santa Margarita, Calif.	FA-'18

## WIDE RECEIVERS (12)

11	Brown, A.J.	WR	6-1	226	6/30/97	R	Mississippi	Starkville, Miss.	D2-'19
84	Davis, Corey	WR	6-3	209	1/11/95	3	Western Michigan	Wheaton, Ill.	D1a-'17
16	Hollister, Cody	WR	6-4	216	11/18/93	2	Arkansas	Bend, Ore.	FA-'19
10	Humphries, Adam	WR	5-11	195	6/24/93	5	Clemson	Spartanburg, S.C.	UFA (TB)-'19
15	Jennings, Darius	WR	5-10	180	6/28/92	3	Virginia	Baltimore, Md.	FA-'17
87	McEvoy, Tanner	WR	6-6	230	1/26/93	3	Wisconsin	Hillsdale, N.J.	FA-'19
83	Ratliff-Williams, Anthony	WR	5-11	195	6/17/97	R	North Carolina	Matthews, N.C.	FA-'19
14	Raymond, Kalif	WR	5-8	182	8/8/94	2	Holy Cross	Lawrenceville, Ga.	FA-'18
19	Sharpe, Tajaé	WR	6-2	194	12/23/94	4	Massachusetts	Piscataway, N.J.	D5a-'16
13	Taylor, Taywan	WR	5-11	203	3/2/95	3	Western Kentucky	Louisville, Ky.	D3a-'17
80	White, Papi	WR	5-9	168	7/19/96	R	Ohio	Seminole, Okla.	FA-'19
18	Yancey, DeAngelo	WR	6-1	220	11/18/94	1	Purdue	Atlanta, Ga.	FA-'19

## TIGHT ENDS (7)

86	Firkser, Anthony	TE	6-2	246	2/19/95	2	Harvard	Manalapan, N.J.	FA-'18
49	Hesse, Parker	TE	6-3	261	5/26/95	R	Iowa	Waukon, Iowa	FA-'19
88	Hewitt, Ryan	TE	6-4	255	1/24/91	6	Stanford	Denver, Colo.	FA-'19
85	Pruitt, MyCole	TE	6-2	245	3/24/92	4	Southern Illinois	South Bend, Ind.	FA-'18
81	Smith, Jonnu	TE	6-3	248	8/22/95	3	Florida International	Ocala, Fla.	D3b-'17
82	Walker, Delanie	TE	6-2	248	8/12/84	14	Central Missouri	Pomona, Calif.	UFA (SF)-'13
89	Wick, Cole	TE	6-6	257	11/30/93	3	Incarnate Word	Hallettsville, Texas	FA-'18

## CENTERS (3)

52	Grasu, Hroniss	C/G	6-3	301	8/12/91	4	Oregon	Los Angeles, Calif.	FA-'19
60	Jones, Ben	C	6-3	308	7/2/89	8	Georgia	Brent, Ala.	UFA (HOU)-'16
62	Levin, Corey	C/G	6-4	307	8/12/94	3	Chattanooga	Dacula, Ga.	D6-'17

## GUARDS (6)

64	Davis, Nate	OL	6-3	316	9/23/96	R	Charlotte	Ashburn, Va.	D3-'19
75	Douglas, Jamil	G	6-4	309	2/28/92	2	Arizona State	Cypress, Calif.	FA-'18
66	Pamphile, Kevin	G/T	6-5	315	11/27/90	6	Purdue	Miami, Fla.	UFA (TB)-'18
72	Quessenberry, David	OL	6-5	310	8/24/90	1	San Jose State	La Jolla, Calif.	FA-'18
76	Saffold, Rodger	G	6-5	325	6/6/88	10	Indiana	Bedford, Ohio	UFA (LAR)-'19
61	Stinnie, Aaron	G	6-3	312	2/18/94	2	James Madison	Charlottesville, Va.	FA-'18

## TACKLES (7)

78	Conklin, Jack	T	6-6	308	8/17/94	4	Michigan State	Plainwell, Mich.	D1-'16
73	Hall, A.T.	T	6-4	303	1/26/96	R	Stanford	Glendale, Ariz.	FA-'19
71	Kelly, Dennis	T/G	6-8	321	1/16/90	8	Purdue	Chicago Heights, Ill.	T (PHI)-'16
77	Lewan, Taylor	T	6-7	309	7/22/91	6	Michigan	Cave Creek, Ariz.	D1-'14
69	Marz, Tyler	T	6-7	316	9/9/92	3	Wisconsin	Springfield, Minn.	FA-'16
68	Passtor, Austin	OL	6-7	305	11/26/90	6	Virginia	Tillonsburg, Ontario	FA-'18

## LONG SNAPPER (1)

48	Brinkley, Beau	LS	6-4	260	1/25/90	8	Missouri	Kearney, Mo.	FA-'12
----	----------------	----	-----	-----	---------	---	----------	--------------	--------

## PLACEKICKERS (1)

4	Succop, Ryan	K	6-2	218	9/19/86	11	South Carolina	Hickory, N.C.	FA-'14
---	--------------	---	-----	-----	---------	----	----------------	---------------	--------

As of Aug. 12, 2019



## TENNESSEE TITANS POSITIONAL ROSTER - DEFENSE

### DEFENSIVE LINEMEN (12)

95	Bledsoe, Amani	DE	6-4	280	2/6/98	R	Oklahoma	Lawrence, Kan.	FA-'19
99	Casey, Jurrell	DT	6-1	305	12/5/89	9	Southern California	Long Beach, Calif.	D3-'11
49	Cotton, Eric	DE	6-6	262	2/28/95	R	Stanford	Nampa, Idaho	FA-'19
92	Dickerson, Matt	DE	6-5	292	11/9/95	2	UCLA	San Mateo, Calif.	FA-'18
93	Herron, Frank	DL	6-4	305	7/9/94	1	Louisiana State	Memphis, Tenn.	FA-'19
97	Hoyett, Braxton	NT	6-2	302	2/5/96	R	Mississippi State	Pelham, Ala.	FA-'19
94	Johnson, Austin	DL	6-4	314	5/8/94	4	Penn State	Galloway, N.J.	D2b-'16
90	Jones, DaQuan	DL	6-4	322	12/27/91	6	Penn State	Johnson City, N.Y.	D4a-'14
79	Mack, Isaiah	DT	6-1	299	3/19/96	R	Chattanooga	Tunnel Hill, Ga.	FA-'19
70	Nelson, Chris	DL	6-1	315	1/23/95	R	Texas	Lakeland, Fla.	FA-'19
98	Simmons, Jeffery	DL	6-4	305	7/28/97	R	Mississippi State	Macon, Miss.	D1-'19
96	Urban, Brent	DE	6-7	300	5/5/91	6	Virginia	Brampton, Ontario	UFA (BAL)-'19

### LINEBACKERS (14)

53	Bates, Daren	LB	5-11	225	11/27/90	7	Auburn	Olive Branch, Miss.	UFA (OAK)-'17
55	Brown, Jayon	LB	6-0	226	2/26/95	3	UCLA	Long Beach, Calif.	D5-'17
44	Correa, Kamalei	OLB	6-3	241	4/27/94	4	Boise State	Honolulu, Hawaii	T (BAL)-'18
52	Eligwe, Ukeme	LB	6-2	239	4/27/94	3	Georgia Southern	Stone Mountain, Ga.	FA-'19
54	Evans, Rashaan	LB	6-2	232	11/8/95	2	Alabama	Auburn, Ala.	D1-'18
56	Finch, Sharif	OLB	6-4	250	10/1/95	2	Temple	Henrico, Va.	FA-'18
48	Folston, James	OLB	6-4	250	6/14/96	R	Pittsburgh	Cocoa, Fla.	FA-'19
57	Harris, Nigel	LB	6-2	225	12/7/94	2	South Florida	Tampa, Fla.	FA-'18
58	Landry III, Harold	OLB	6-2	252	6/5/96	2	Boston College	Spring Lake, N.C.	D2-'18
45	Lewis, LaTroy	OLB	6-3	255	11/9/93	1	Tennessee	Akron, Ohio	FA-'18
41	Long Jr., David	LB	5-11	227	10/12/96	R	West Virginia	Cincinnati, Ohio	D6-'19
50	Roberson, Derick	OLB	6-3	250	11/15/95	R	Sam Houston State	San Antonio, Texas	FA-'19
91	Wake, Cameron	OLB	6-3	263	1/30/82	11	Penn State	Hyattsville, Md.	UFA (MIA)-'19
59	Woodyard, Wesley	LB	6-0	233	7/21/86	12	Kentucky	LaGrange, Ga.	UFA (DEN)-'14

### CORNERBACKS (10)

21	Butler, Malcolm	CB	5-11	190	3/2/90	6	West Alabama	Vicksburg, Miss.	UFA (NE)-'18
20	Durden, Kenneth	CB	6-1	180	5/16/92	2	Youngstown State	Valdosta, Ga.	FA-'18
25	Jackson, Adoree'	CB	5-11	185	9/18/95	3	Southern California	East St. Louis, Ill.	D1b-'17
38	Jordan, Mike	DB	6-1	200	10/21/92	2	Missouri Western	St. Louis, Mo.	FA-'18
46	Kalu, Joshua	DB	6-0	203	8/28/95	1	Nebraska	Houston, Texas	FA-'18
32	Orr, Kareem	CB	5-11	195	1/2/97	R	Chattanooga	Chattanooga, Tenn.	FA-'19
28	Payne, D'Andre	CB	5-10	188	5/17/96	R	Iowa State	Washington, D.C.	FA-'19
26	Ryan, Logan	CB	5-11	195	2/9/91	7	Rutgers	Voorhees, N.J.	UFA (NE)-'17
36	Sims, LeShaun	CB	6-0	203	9/18/93	4	Southern Utah	Las Vegas, Nev.	D5b-'16
23	Smith, Tye	CB	6-0	195	5/3/93	4	Towson	Raleigh, N.C.	FA-'17

### SAFETIES (6)

31	Byard, Kevin	S	5-11	212	8/17/93	4	Middle Tennessee State	Lithonia, Ga.	D3-'16
29	Cruikshank, Dane	DB	6-1	209	4/27/95	2	Arizona	Chino Hills, Calif.	D5-'18
37	Hooker, Amani	DB	5-11	210	6/14/98	R	Iowa	Minneapolis, Minn.	D4-'19
47	Tillery, JoJo	S	5-11	205	6/22/97	R	Wofford	Hixson, Tenn.	FA-'19
24	Vaccaro, Kenny	S	6-0	214	2/15/91	7	Texas	Brownwood, Texas	FA-'18
30	Wiley, LaDarius	S	6-1	210	6/3/96	R	Vanderbilt	Los Angeles, Calif.	FA-'19

### PUNTERS (2)

3	Barnard, Austin	K/P	6-3	207	6/22/95	2	Samford	Fayetteville, Ga.	FA-'18
6	Kern, Brett	P	6-2	214	2/17/86	12	Toledo	Grand Island, N.Y.	W (DEN)-'09

As of Aug. 12, 2019

## TENNESSEE TITANS ALPHABETICAL ROSTER

NO.	NAME	POS.	HT.	WT.	BIRTHDATE	EXP.	COLLEGE	HOMETOWN	ACQUIRED
3	Barnard, Austin	K/P	6-3	207	6/22/95	2	Samford	Fayetteville, Ga.	FA-'18
39	Barnes, Alex	RB	6-0	226	10/27/96	R	Kansas State	Pittsburg, Kan.	FA-'19
53	Bates, Daren	LB	5-11	225	11/27/90	7	Auburn	Olive Branch, Miss.	UFA (OAK)-'17
95	Bledsoe, Amani	DE	6-4	280	2/6/98	R	Oklahoma	Lawrence, Kan.	FA-'19
48o	Brinkley, Beau	LS	6-4	260	1/25/90	8	Missouri	Kearney, Mo.	FA-'12
11	Brown, A.J.	WR	6-1	226	6/30/97	R	Mississippi	Starkville, Miss.	D2-'19
55	Brown, Jayon	LB	6-0	226	2/26/95	3	UCLA	Long Beach, Calif.	D5-'17
21	Butler, Malcolm	CB	5-11	190	3/2/90	6	West Alabama	Vicksburg, Miss.	UFA (NE)-'18
31	Byard, Kevin	S	5-11	212	8/17/93	4	Middle Tennessee State	Lithonia, Ga.	D3-'16
99	Casey, Jurrell	DT	6-1	305	12/5/89	9	Southern California	Long Beach, Calif.	D3-'11
78	Conklin, Jack	T	6-6	308	8/17/94	4	Michigan State	Plainwell, Mich.	D1-'16
44	Correa, Kamalei	OLB	6-3	241	4/27/94	4	Boise State	Honolulu, Hawaii	T (BAL)-'18
49d	Cotton, Eric	DE	6-2	262	2/28/95	R	Stanford	Nampa, Idaho	FA-'19
29	Cruikshank, Dane	DB	6-1	209	4/27/95	2	Arizona	Chino Hills, Calif.	D5-'18
84	Davis, Corey	WR	6-3	209	1/11/95	3	Western Michigan	Wheaton, Ill.	D1a-'17
64	Davis, Nate	OL	6-3	316	9/23/96	R	Charlotte	Ashburn, Va.	D3-'19
28o	Dawkins, Dalyn	RB	5-7	183	12/26/94	1	Colorado State	Louisville, Ky.	FA-'18
92	Dickerson, Matt	DE	6-5	292	11/9/95	2	UCLA	San Mateo, Calif.	FA-'18
75	Douglas, Jamil	G	6-4	309	2/28/92	2	Arizona State	Cypress, Calif.	FA-'18
20	Durden, Kenneth	CB	6-1	180	5/16/92	2	Youngstown State	Valdosta, Ga.	FA-'18
52d	Eligwe, Ukeme	LB	6-2	239	4/27/94	3	Georgia Southern	Stone Mountain, Ga.	FA-'19
54	Evans, Rashaan	LB	6-2	232	11/8/95	2	Alabama	Auburn, Ala.	D1-'18
56	Finch, Sharif	OLB	6-4	250	10/1/95	2	Temple	Henrico, Va.	FA-'18
86	Firker, Anthony	TE	6-2	246	2/19/95	2	Harvard	Manalapan, N.J.	FA-'18
32o	Fluellen, David	RB	5-11	224	1/28/92	3	Toledo	Lockport, N.Y.	FA-'15
48d	Folston, James	OLB	6-4	250	6/14/96	R	Pittsburgh	Cocoa, Fla.	FA-'19
52o	Grasu, Hroniss	C/G	6-3	301	8/12/91	4	Oregon	Los Angeles, Calif.	FA-'19
73	Hall, A.T.	T	6-4	303	1/26/96	R	Stanford	Glendale, Ariz.	FA-'19
57	Harris, Nigel	LB	6-2	225	12/7/94	2	South Florida	Tampa, Fla.	FA-'18
22	Henry, Derrick	RB	6-3	247	1/4/94	4	Alabama	Yulee, Fla.	D2c-'16
93	Herron, Frank	DL	6-4	305	7/9/94	1	Louisiana State	Memphis, Tenn.	FA-'19
49o	Hesse, Parker	TE	6-3	261	5/26/95	R	Iowa	Waukon, Iowa	FA-'19
88	Hewitt, Ryan	TE	6-4	255	1/24/91	6	Stanford	Denver, Colo.	FA-'19
16	Hollister, Cody	WR	6-4	216	11/18/93	2	Arkansas	Bend, Ore.	FA-'19
37	Hooker, Amani	DB	5-11	210	6/14/98	R	Iowa	Minneapolis, Minn.	D4-'19
97	Hoyett, Braxton	NT	6-2	302	2/5/96	R	Mississippi State	Pelham, Ala.	FA-'19
10	Humphries, Adam	WR	5-11	195	6/24/93	5	Clemson	Spartanburg, S.C.	UFA (TB)-'19
35	Hunt, Akeem	RB	5-10	185	2/22/93	4	Purdue	Covington, Ga.	FA-'19
25	Jackson, Adoree'	CB	5-11	185	9/18/95	3	Southern California	East St. Louis, Ill.	D1b-'17
15	Jennings, Darius	WR	5-10	180	6/28/92	3	Virginia	Baltimore, Md.	FA-'17
94	Johnson, Austin	DL	6-4	314	5/8/94	4	Penn State	Galloway, N.J.	D2b-'16
60	Jones, Ben	C	6-3	308	7/2/89	8	Georgia	Brent, Ala.	UFA (HOU)-'16
90	Jones, DaQuan	DL	6-4	322	12/27/91	6	Penn State	Johnson City, N.Y.	D4a-'14
38	Jordan, Mike	DB	6-1	200	10/21/92	2	Missouri Western	St. Louis, Mo.	FA-'18
46	Kalu, Joshua	DB	6-0	203	8/28/95	1	Nebraska	Houston, Texas	FA-'18
71	Kelly, Dennis	T/G	6-8	321	1/16/90	8	Purdue	Chicago Heights, Ill.	T (PHI)-'16
6	Kern, Brett	P	6-2	214	2/17/86	12	Toledo	Grand Island, N.Y.	W (DEN)-'09
58	Landry III, Harold	OLB	6-2	252	6/5/96	2	Boston College	Spring Lake, N.C.	D2-'18
62	Levin, Corey	C/G	6-4	307	8/12/94	3	Chattanooga	Dacula, Ga.	D6-'17
77	Lewan, Taylor	T	6-7	309	7/22/91	6	Michigan	Cave Creek, Ariz.	D1-'14
33	Lewis, Dion	RB	5-8	195	9/27/90	8	Pittsburgh	Albany, N.Y.	UFA (NE)-'18
45	Lewis, LaTroy	OLB	6-3	255	11/9/93	1	Tennessee	Akron, Ohio	FA-'18
41	Long Jr., David	LB	5-11	227	10/12/96	R	West Virginia	Cincinnati, Ohio	D6-'19
79	Mack, Isaiah	DT	6-1	299	3/19/96	R	Chattanooga	Tunnel Hill, Ga.	FA-'19
8	Mariota, Marcus	QB	6-4	222	10/30/93	5	Oregon	Honolulu, Hawaii	D1-'15
69	Marz, Tyler	T	6-7	316	9/9/92	3	Wisconsin	Springfield, Minn.	FA-'16
87	McEvoy, Tanner	WR	6-6	230	1/26/93	3	Wisconsin	Hillsdale, N.J.	FA-'19
30o	McNichols, Jeremy	RB	5-9	205	12/26/95	1	Boise State	Santa Margarita, Calif.	FA-'18
70d	Nelson, Chris	DL	6-1	315	1/23/95	R	Texas	Lakeland, Fla.	FA-'19
32d	Orr, Kareem	CB	5-11	195	1/2/97	R	Chattanooga	Chattanooga, Tenn.	FA-'19
66	Pamphile, Kevin	G/T	6-5	315	11/27/90	6	Purdue	Miami, Fla.	UFA (TB)-'18
68	Passtor, Austin	OL	6-7	305	11/26/90	6	Virginia	Tillonsburg, Ontario	FA-'18
28d	Payne, D'Andre	CB	5-10	188	5/17/96	R	Iowa State	Washington, D.C.	FA-'19
85	Pruitt, MyCole	TE	6-2	245	3/24/92	4	Southern Illinois	South Bend, Ind.	FA-'18
72	Quessenberry, David	OL	6-5	310	8/24/90	1	San Jose State	La Jolla, Calif.	FA-'18
83	Ratliff-Williams, Anthony	WR	5-11	195	6/17/97	R	North Carolina	Matthews, N.C.	FA-'19
14	Raymond, Kalif	WR	5-8	182	8/8/94	2	Holy Cross	Lawrenceville, Ga.	FA-'18
50	Roberson, Derick	OLB	6-3	250	11/15/95	R	Sam Houston State	San Antonio, Texas	FA-'19
26	Ryan, Logan	CB	5-11	195	2/9/91	7	Rutgers	Voorhees, N.J.	UFA (NE)-'17
76	Saffold, Rodger	G	6-5	325	6/6/88	10	Indiana	Bedford, Ohio	UFA (LAR)-'19
19	Sharpe, Tajae	WR	6-2	194	12/23/94	4	Massachusetts	Piscataway, N.J.	D5a-'16
36	Sims, LeShaun	CB	6-0	203	9/18/93	4	Southern Utah	Las Vegas, Nev.	D5b-'16
23	Smith, Tye	CB	6-0	195	5/3/93	4	Towson	Raleigh, N.C.	FA-'17
61	Stinnie, Aaron	G	6-3	312	2/18/94	2	James Madison	Charlottesville, Va.	FA-'18
17	Tannehill, Ryan	QB	6-4	217	7/27/88	8	Texas A&M	Big Spring, Texas	T (MIA)-'19
13	Taylor, Taywan	WR	5-11	203	3/2/95	3	Western Kentucky	Louisville, Ky.	D3a-'17
47	Tillery, JoJo	S	5-11	205	6/22/97	R	Wofford	Hixson, Tenn.	FA-'19
96	Urban, Brent	DE	6-7	300	5/5/91	6	Virginia	Brampton, Ontario	UFA (BAL)-'19
24	Vaccaro, Kenny	S	6-0	214	2/15/91	7	Texas	Brownwood, Texas	FA-'18
91	Wake, Cameron	OLB	6-3	263	1/30/82	11	Penn State	Hyattsville, Md.	UFA (MIA)-'19
82	Walker, Delanie	TE	6-2	248	8/12/84	14	Central Missouri	Pomona, Calif.	UFA (SF)-'13
80	White, Papi	WR	5-9	168	7/19/96	R	Ohio	Seminole, Okla.	FA-'19
89	Wick, Cole	TE	6-6	257	11/30/93	3	Incarnate Word	Hallettsville, Texas	FA-'18
30d	Wiley, LaDarius	S	6-1	210	6/3/96	R	Vanderbilt	Los Angeles, Calif.	FA-'19
5	Woodside, Logan	QB	6-1	213	1/27/95	1	Toledo	Frankfort, Ky.	FA-'19
59	Woodyard, Wesley	LB	6-0	233	7/21/86	12	Kentucky	LaGrange, Ga.	UFA (DEN)-'14
18	Yancey, DeAngelo	WR	6-1	220	11/18/94	1	Purdue	Atlanta, Ga.	FA-'19
<b>PHYSICALLY UNABLE TO PERFORM (2):</b>									
81	Smith, Jonnu	TE	6-3	248	8/22/95	3	Florida International	Ocala, Fla.	D3b-'17
4	Succop, Ryan	K	6-2	218	9/19/86	11	South Carolina	Hickory, N.C.	FA-'14
<b>NON-FOOTBALL INJURY (1):</b>									
98	Simmons, Jeffery	DL	6-4	305	7/28/97	R	Mississippi State	Macon, Miss.	D1-'19
<b>RESERVE/INJURED (2):</b>									
12	Batson, Cameron	WR	5-8	175	12/20/95	2	Texas Tech	Oklahoma City, Okla.	FA-'18
42	Walker, D'Andre	OLB	6-2	251	1/23/97	R	Georgia	College Park, Ga.	D5-'19

Active Roster Count: 90

As of Aug. 12, 2019

**HEAD COACH: MIKE VRABEL**

**ASSISTANT COACHES:** **DEAN PEES** (defensive coordinator), **ARTHUR SMITH** (offensive coordinator), **CRAIG AUKERMAN** (special teams), **BRIAN BELL** (strength and conditioning assistant), **SCOTT BOOKER** (defensive assistant), **SHANE BOWEN** (outside linebackers), **KEITH CARTER** (offensive line), **KERRY COOMBS** (secondary), **RYAN CROW** (defensive assistant), **TONY DEWS** (running backs), **TODD DOWNING** (tight ends), **MATT EDWARDS** (assistant special teams), **MONDRAY GEE** (strength and conditioning assistant), **CHANDLER HENLEY** (quality control), **TYRONE MCKENZIE** (inside linebackers), **ROB MOORE** (wide receivers), **PAT O'HARA** (quarterbacks), **MATT PEES** (quality control), **FRANK PIRAINO** (strength and conditioning), **LUKE STECKEL** (offensive assistant), **MIKE SULLIVAN** (assistant offensive line), **TERRELL WILLIAMS** (defensive line)

# TENNESSEE TITANS NUMERICAL ROSTER

NO.	NAME	POS.	HT.	WT.	AGE	EXP.	COLLEGE	HOMETOWN	ACQUIRED
3	Austin Barnard	K/P	6-3	207	24	2	Samford	Fayetteville, Ga.	FA-'18
5	Logan Woodside	QB	6-1	213	24	1	Toledo	Frankfort, Ky.	FA-'19
6	Brett Kern	P	6-2	214	33	12	Toledo	Grand Island, N.Y.	W (DEN)-'09
8	Marcus Mariota	QB	6-4	222	25	5	Oregon	Honolulu, Hawaii	D1-'15
10	Adam Humphries	WR	5-11	195	26	5	Clemson	Spartanburg, S.C.	UFA (TB)-'19
11	A.J. Brown	WR	6-1	226	22	R	Mississippi	Starkville, Miss.	D2-'19
13	Taywan Taylor	WR	5-11	203	24	3	Western Kentucky	Louisville, Ky.	D3a-'17
14	Kalif Raymond	WR	5-8	182	25	2	Holy Cross	Lawrenceville, Ga.	FA-'18
15	Darius Jennings	WR	5-10	180	27	3	Virginia	Baltimore, Md.	FA-'17
16	Cody Hollister	WR	6-4	216	25	2	Arkansas	Bend, Ore.	FA-'19
17	Ryan Tannehill	QB	6-4	217	31	8	Texas A&M	Big Spring, Texas	T (MIA)-'19
18	DeAngelo Yancey	WR	6-1	220	24	1	Purdue	Atlanta, Ga.	FA-'19
19	Tajae Sharpe	WR	6-2	194	24	4	Massachusetts	Piscataway, N.J.	D5a-'16
20	Kenneth Durden	CB	6-1	180	27	2	Youngstown State	Valdosta, Ga.	FA-'18
21	Malcolm Butler	CB	5-11	190	29	6	West Alabama	Vicksburg, Miss.	UFA (NE)-'18
22	Derrick Henry	RB	6-3	247	25	4	Alabama	Yulee, Fla.	D2c-'16
23	Tye Smith	CB	6-0	195	26	4	Towson	Raleigh, N.C.	FA-'17
24	Kenny Vaccaro	S	6-0	214	28	7	Texas	Brownwood, Texas	FA-'18
25	Adoree' Jackson	CB	5-10	186	23	3	Southern California	East St. Louis, Ill.	D1b-'17
26	Logan Ryan	CB	5-11	195	28	7	Rutgers	Voorhees, N.J.	UFA (NE)-'17
28o	Dalyn Dawkins	RB	5-7	183	24	1	Colorado State	Louisville, Ky.	FA-'18
28d	D'Andre Payne	CB	5-10	188	23	R	Iowa State	Washington, D.C.	FA-'19
29	Dane Cruikshank	DB	6-1	209	24	2	Arizona	Chino Hills, Calif.	D5-'18
30o	Jeremy McNichols	RB	5-9	205	23	1	Boise State	Santa Margarita, Calif.	FA-'18
30d	LaDarius Wiley	S	6-1	210	23	R	Vanderbilt	Los Angeles, Calif.	FA-'19
31	Kevin Byard	S	5-11	212	25	4	Middle Tennessee State	Lithonia, Ga.	D3-'16
32o	David Fluellen	RB	5-11	224	27	3	Toledo	Lockport, N.Y.	FA-'15
32d	Kareem Orr	CB	5-11	195	22	R	Chattanooga	Chattanooga, Tenn.	FA-'19
33	Dion Lewis	RB	5-8	195	28	8	Pittsburgh	Albany, N.Y.	UFA (NE)-'18
35	Akeem Hunt	RB	5-10	185	26	4	Purdue	Covington, Ga.	FA-'19
36	LeShaun Sims	CB	6-0	203	25	4	Southern Utah	Las Vegas, Nev.	D5b-'16
37	Amani Hooker	DB	5-11	210	21	R	Iowa	Minneapolis, Minn.	D4-'19
38	Mike Jordan	DB	6-1	200	26	2	Missouri Western	St. Louis, Mo.	FA-'18
39	Alex Barnes	RB	6-0	226	22	R	Kansas State	Pittsburg, Kan.	FA-'19
41	David Long Jr.	LB	5-11	227	22	R	West Virginia	Cincinnati, Ohio	D6-'19
44	Kamalei Correa	OLB	6-3	241	25	4	Boise State	Honolulu, Hawaii	T (BAL)-'18
45	LaTroy Lewis	OLB	6-3	255	25	1	Tennessee	Akron, Ohio	FA-'18
46	Joshua Kalu	DB	6-0	203	23	1	Nebraska	Houston, Texas	FA-'18
47	JoJo Tillery	S	5-11	205	22	R	Wofford	Hixson, Tenn.	FA-'19
48o	Beau Brinkley	LS	6-4	260	29	8	Missouri	Kearney, Mo.	FA-'12
48d	James Folston	OLB	6-4	250	23	R	Pittsburgh	Cocoa, Fla.	FA-'19
49d	Eric Cotton	DE	6-6	262	24	R	Stanford	Nampa, Idaho	FA-'19
49o	Parker Hesse	TE	6-3	261	24	R	Iowa	Waukon, Iowa	FA-'19
50	Derick Roberson	OLB	6-3	250	23	R	Sam Houston State	San Antonio, Texas	FA-'19
52d	Ukeme Eligwe	LB	6-2	239	25	3	Georgia Southern	Stone Mountain, Ga.	FA-'19
52o	Hroniss Grasu	C/G	6-3	301	28	4	Oregon	Los Angeles, Calif.	FA-'19
53	Daren Bates	LB	5-11	225	28	7	Auburn	Olive Branch, Miss.	UFA (OAK)-'17
54	Rashaan Evans	LB	6-2	232	23	2	Alabama	Auburn, Ala.	D1-'18
55	Jayon Brown	LB	6-0	226	24	3	UCLA	Long Beach, Calif.	D5-'17
56	Sharif Finch	OLB	6-4	250	23	2	Temple	Henrico, Va.	FA-'18
57	Nigel Harris	LB	6-2	225	24	2	South Florida	Tampa, Fla.	FA-'18
58	Harold Landry III	OLB	6-2	252	23	2	Boston College	Spring Lake, N.C.	D2-'18
59	Wesley Woodyard	LB	6-0	233	33	12	Kentucky	LaGrange, Ga.	UFA (DEN)-'14
60	Ben Jones	C	6-3	308	30	8	Georgia	Brent, Ala.	UFA (HOU)-'16
61	Aaron Stinnie	G	6-3	312	25	2	James Madison	Charlottesville, Va.	FA-'18
62	Corey Levin	C/G	6-4	307	25	3	Chattanooga	Dacula, Ga.	D6-'17
64	Nate Davis	OL	6-3	316	22	R	Charlotte	Ashburn, Va.	D3-'19
66	Kevin Pamphile	G/T	6-5	315	28	6	Purdue	Miami, Fla.	UFA (TB)-'18
68	Austin Pasztor	OL	6-7	305	28	6	Virginia	Tillonsburg, Ontario	FA-'18
69	Tyler Marz	T	6-7	316	26	3	Wisconsin	Springfield, Minn.	FA-'16
70	Chris Nelson	DL	6-1	315	24	R	Texas	Lakeland, Fla.	FA-'19
71	Dennis Kelly	T/G	6-8	321	29	8	Purdue	Chicago Heights, Ill.	T (PHI)-'16
72	David Quessenberry	OL	6-5	305	28	1	San Jose State	La Jolla, Calif.	FA-'18
73	A.T. Hall	T	6-4	303	23	R	Stanford	Glendale, Ariz.	FA-'19
75	Jamil Douglas	G	6-4	309	27	2	Arizona State	Cypress, Calif.	FA-'18
76	Rodger Saffold	G	6-5	325	31	10	Indiana	Bedford, Ohio	UFA (LAR)-'19
77	Taylor Lewan	T	6-7	309	28	6	Michigan	Cave Creek, Ariz.	D1-'14
78	Jack Conklin	T	6-6	308	24	4	Michigan State	Plainwell, Mich.	D1-'16
79	Isaiah Mack	DT	6-1	299	23	R	Chattanooga	Tunnel Hill, Ga.	FA-'19
80	Papi White	WR	5-9	168	23	R	Ohio	Seminole, Okla.	FA-'19
82	Delanie Walker	TE	6-2	248	35	14	Central Missouri	Pomona, Calif.	UFA (SF)-'13
83	Anthony Ratliff-Williams	WR	5-11	195	22	R	North Carolina	Matthews, N.C.	FA-'19
84	Corey Davis	WR	6-3	209	24	3	Western Michigan	Wheaton, Ill.	D1a-'17
85	MyCole Pruitt	TE	6-2	245	27	4	Southern Illinois	South Bend, Ind.	FA-'18
86	Anthony Firkser	TE	6-2	246	24	2	Harvard	Manalapan, N.J.	FA-'18
87	Tanner McEvoy	WR	6-6	230	26	3	Wisconsin	Hillsdale, N.J.	FA-'19
88	Ryan Hewitt	TE	6-4	255	28	6	Stanford	Denver, Colo.	FA-'19
89	Cole Wick	TE	6-6	257	25	3	Incarnate Word	Hallettsville, Texas	FA-'18
90	DaQuan Jones	DL	6-4	322	27	6	Penn State	Johnson City, N.Y.	D4a-'14
91	Cameron Wake	OLB	6-3	263	37	11	Penn State	Hyattsville, Md.	UFA (MIA)-'19
92	Matt Dickerson	DE	6-5	292	23	2	UCLA	San Mateo, Calif.	FA-'18
93	Frank Herron	DL	6-4	305	25	1	Louisiana State	Memphis, Tenn.	FA-'19
94	Austin Johnson	DL	6-4	314	25	4	Penn State	Galloway, N.J.	D2b-'16
95	Amani Bledsoe	DE	6-4	280	21	R	Oklahoma	Lawrence, Kan.	FA-'19
96	Brent Urban	DE	6-7	300	28	6	Virginia	Brampton, Ontario	UFA (BAL)-'19
97	Braxton Hoyett	NT	6-2	302	23	R	Mississippi State	Pelham, Ala.	FA-'19
99	Jurrell Casey	DT	6-1	305	29	9	Southern California	Long Beach, Calif.	D3-'11
<b>PHYSICALLY UNABLE TO PERFORM (2):</b>									
4	Ryan Succop	K	6-2	218	32	11	South Carolina	Hickory, N.C.	FA-'14
81	Jonnu Smith	TE	6-3	248	23	3	Florida International	Ocala, Fla.	D3b-'17
<b>NON-FOOTBALL INJURY (1):</b>									
98	Jeffery Simmons	DL	6-4	305	22	R	Mississippi State	Macon, Miss.	D1-'19
<b>RESERVE/INJURED (2):</b>									
12	Cameron Batson	WR	5-8	175	23	2	Texas Tech	Oklahoma City, Okla.	FA-'18
42	D'Andre Walker	OLB	6-2	251	22	R	Georgia	College Park, Ga.	D5-'19

Active Roster Count: 90

As of Aug. 12, 2019

**HEAD COACH: MIKE VRABEL**

**ASSISTANT COACHES:** DEAN PEES (defensive coordinator), ARTHUR SMITH (offensive coordinator), CRAIG AUKERMAN (special teams), BRIAN BELL (strength and conditioning assistant), SCOTT BOOKER (defensive assistant), SHANE BOWEN (outside linebackers), KEITH CARTER (offensive line), KERRY COOMBS (secondary), RYAN CROW (defensive assistant), TONY DEWS (running backs), TODD DOWNING (tight ends), MATT EDWARDS (assistant special teams), MONDRAY GEE (strength and conditioning assistant), CHANDLER HENLEY (quality control), TYRONE MCKENZIE (inside linebackers), ROB MOORE (wide receivers), PAT O'HARA (quarterbacks), MATT PEES (quality control), FRANK PIRAINO (strength and conditioning), LUKE STECKEL (offensive assistant), MIKE SULLIVAN (assistant offensive line), TERRELL WILLIAMS (defensive line)

HOW ACQUIRED KEY: FA (free agent), UFA (unrestricted free agent), RFA (restricted free agent), D (draft pick), W (waivers), T (trade)