



NEW ENGLAND PATRIOTS

GAME RELEASE



PRESEASON WEEK 1
NEW ENGLAND PATRIOTS AT DETROIT LIONS



NEW ENGLAND PATRIOTS
GAME RELEASE
 PRESEASON WEEK 1
 NEW ENGLAND PATRIOTS AT DETROIT LIONS



TABLE OF CONTENTS

TEAM INFORMATION

Game Summary 3
 Broadcast Information..... 3
 Media Schedule 3
 2018 AFC East Standings 3
 2018 Regular Season Statistics..... 4
 2018 Playoff Statistics 6
 2018 Player Participation..... 8
 2018 Game-By-Game Starters 9
 Rosters & Depth Chart..... 10
 Matchup Notes 16

INDIVIDUAL AND TEAM NOTES

Robert Kraft 20
 What to Watch for in 2019..... 22
 Patriots Team Notes 23
 Team & Individual Rankings..... 27
 Inside the Numbers 28
 Bill Belichick 29
 Tom Brady..... 32
 Tom Brady Playoff Notes..... 41
 Patriots Offensive Notes 43
 Patriots Defensive Notes..... 48
 Patriots Special Teams Notes..... 50
 Patriots Reference Notes 53
 Patriots Playoff Notes..... 55
 Patriots Football Network 58



NEW ENGLAND PATRIOTS
GAME RELEASE
 PRESEASON WEEK 1
 NEW ENGLAND PATRIOTS AT DETROIT LIONS



MEDIA SCHEDULE

MONDAY, AUGUST 5

- 9 a.m.** Patriots head coach Bill Belichick press availability (Lions media workroom)
- 9:15 a.m.** Approximate practice start time
- 11:15 a.m.** Approximate time for player availability (Lions practice field)

TUESDAY, AUGUST 6

- 9 a.m.** Patriots head coach Bill Belichick press availability (Lions media workroom)
- 9:15 a.m.** Approximate practice start time
- 11:15 a.m.** Approximate time for player availability (Lions practice field)

WEDNESDAY, AUGUST 7

- 9:15 a.m.** Approximate practice start time
- 11:15 a.m.** Approximate time for player availability (Lions practice field)

THURSDAY, AUGUST 8

- 7:30 P.M.** New England Patriots at Detroit Lions

2019 PATRIOTS SCHEDULE

PRESEASON (0-0)

| | | | |
|---------------|--------------|-----------|-----|
| Thu., Aug. 8 | at Detroit | 7:30 p.m. | WBZ |
| Sat., Aug. 17 | at Tennessee | 7:00 p.m. | WBZ |
| Thu., Aug. 22 | Carolina | 7:30 p.m. | WBZ |
| Thu., Aug. 29 | N.Y. Giants | 7:30 p.m. | WBZ |

REGULAR SEASON (0-0)

| | | | |
|----------------|-----------------|-----------|------|
| Sun., Sept. 8 | Pittsburgh | 8:20 p.m. | NBC |
| Sun., Sept. 15 | at Miami | 1:00 p.m. | CBS |
| Sun., Sept. 22 | N.Y. Jets | 1:00 p.m. | CBS |
| Sun., Sept. 29 | at Buffalo | 1:00 p.m. | CBS |
| Sun., Oct. 6 | at Washington | 1:00 p.m. | CBS* |
| Thu., Oct. 10 | N.Y. Giants | 8:20 p.m. | FOX |
| Mon., Oct. 21 | at N.Y. Jets | 8:15 p.m. | ESPN |
| Sun., Oct. 27 | Cleveland | 4:25 p.m. | CBS* |
| Sun., Nov. 3 | at Baltimore | 8:20 p.m. | NBC* |
| Sun., Nov. 10 | BYE WEEK | | |
| Sun., Nov. 17 | at Philadelphia | 4:25 p.m. | CBS* |
| Sun., Nov. 24 | Dallas | 4:25 p.m. | FOX* |
| Sun., Dec. 1 | at Houston | 8:20 p.m. | NBC* |
| Sun., Dec. 8 | Kansas City | 4:25 p.m. | CBS* |
| Sun., Dec. 15 | at Cincinnati | 1:00 p.m. | CBS* |
| Dec. 21 or 22 | Buffalo | TBD | CBS* |
| Sun., Dec. 29 | Miami | 1:00 p.m. | CBS* |

2018 AFC EAST STANDINGS

| TEAM | W | L | T | PCT. | PF | PA |
|--------------------|-----------|----------|----------|-------------|------------|------------|
| NEW ENGLAND | 11 | 5 | 0 | .688 | 436 | 325 |
| Miami Dolphins | 7 | 9 | 0 | .438 | 319 | 433 |
| Buffalo Bills | 6 | 10 | 0 | .375 | 269 | 374 |
| New York Jets | 4 | 12 | 0 | .250 | 333 | 441 |

GAME SUMMARY

NEW ENGLAND PATRIOTS (0-0) AT DETROIT LIONS (0-0)

Thursday, Aug. 8, 2019 • Ford Field (64,500) • 7:30 p.m. ET

The New England Patriots open the 2019 preseason against the Detroit Lions this Thursday night at 7:30 p.m. The Patriots will travel to Detroit for three joint practices with the Lions from Monday, Aug. 5 to Wednesday, Aug. 7, before the teams square off in the 2019 preseason opener at Ford Field.

The Patriots and Lions will play each other for the 10th time in the preseason, with Detroit holding a 6-3 edge in the series. The two teams most recently met in the preseason in 2017, with the Patriots taking a 30-28 win over the Lions in Detroit.

BROADCAST INFORMATION

TELEVISION: This week's game will be broadcast by the Patriots Preseason Television Network and can be seen in every New England state, as well as Alaska and Hawaii. The preseason network's flagship station is **WBZ-TV CBS** in Boston. **Bob Socci** provides the play-by-play and is joined by former Patriots quarterback **Scott Zolak** in the broadcast booth. Former Patriots linebacker **Rob Ninkovich** will provide sideline analysis along with WBZ's **Steve Burton**.

PATRIOTS PRESEASON TELEVISION NETWORK

Massachusetts

Boston, Mass. WBZ-TV Ch. 4
 Springfield, Mass. WWLP-TV Ch. 22

Connecticut

New Haven, Conn. WTNH-TV Ch. 8

Maine

Portland, Maine WMTW-TV Ch. 8
 Bangor, Maine WVII-TV Ch. 7

New Hampshire

Manchester, N.H. WMUR-TV Ch. 9

Rhode Island

Providence, R.I. WPRI-TV Ch. 12

Vermont

Burlington, Vt. WCAX-TV Ch. 3

Alaska

Anchorage, Alaska KYUR-TV Ch. 13
 Fairbanks, Alaska KATN-TV Ch. 2
 Juneau, Alaska KJUD-TV Ch. 8

Hawaii

Honolulu, Hawaii KFVE-TV Ch. 5

RADIO: 98.5 FM, The Sports Hub, is the flagship station for the **Patriots Radio Network**. A complete listing of the network's 38 stations can be found in this press release. Play-by-play broadcaster **Dan Roche** will call the action along with former Patriots linebacker **Matt Chatham**, who will provide color analysis. The games are produced by **Marc Cappello**.

PATRIOTS LOOK TO KICK OFF ANOTHER SUCCESSFUL SEASON

The 2019 New England Patriots have a chance to set or tie several NFL team records, including:

- The Patriots enter the 2019 season with 113 regular-season wins this decade (2010-present) and need three regular-season wins to move past the Indianapolis Colts record of 115 wins from 2000-09 for the most regular-season wins in a decade.
- New England has won at least 10 regular-season games for 16 consecutive seasons (2003-18), tying San Francisco (1983-98) for the most consecutive seasons with at least 10 victories and need one more in 2019 to set a new NFL mark.
- The Patriots enter the 2019 season tied with San Francisco with 15 Conference Championship Game appearances, one behind the 16 by Pittsburgh.
- New England tied the Pittsburgh Steelers with their sixth Super Bowl title last season and look to surpass the Steelers with a seventh Super Bowl title in 2019.

MEDIA CONTACTS

Stacey James, Vice President of Media Relations, staceyj@patriots.com, 508-326-6868
Aaron Salkin, Director of Media Relations, aarons@patriots.com, 508-326-6870
Michael Jurovaty, Asst. Director of Media Relations, mjurovaty@patriots.com, 508-326-6187
Anne Noland, Communications Strategist, annen@patriots.com, 508-431-7773
Mark Robbins, Media Relations Coordinator, markr@patriots.com, 508-431-7175



2018 REGULAR SEASON OFFENSIVE STATISTICS

WON 11, LOST 5

| | | |
|---------------|-----------------|--------|
| 09/09 W 27-20 | Houston | 65,878 |
| 09/16 L 20-31 | at Jacksonville | 68,527 |
| 09/23 L 10-26 | at Detroit | 61,769 |
| 09/30 W 38- 7 | Miami | 65,878 |
| 10/04 W 38-24 | Indianapolis | 65,878 |
| 10/14 W 43-40 | Kansas City | 65,878 |
| 10/21 W 38-31 | at Chicago | 62,389 |
| 10/29 W 25- 6 | at Buffalo | 70,109 |
| 11/04 W 31-17 | Green Bay | 65,878 |
| 11/11 L 10-34 | at Tennessee | 69,363 |
| 11/25 W 27-13 | at N.Y. Jets | 77,982 |
| 12/02 W 24-10 | Minnesota | 65,878 |
| 12/09 L 33-34 | at Miami | 66,087 |
| 12/16 L 10-17 | at Pittsburgh | 65,280 |
| 12/23 W 24-12 | Buffalo | 65,878 |
| 12/30 W 38- 3 | N.Y. Jets | 65,878 |

| | | |
|--------------------|---------|---------|
| TOTAL FIRST DOWNS | 365 | 322 |
| Rushing | 131 | 93 |
| Passing | 206 | 208 |
| Penalty | 28 | 21 |
| 3rd Down: Made/Att | 82/201 | 76/197 |
| 3rd Down Pct. | 40.8 | 38.6 |
| 4th Down: Made/Att | 7/14 | 6/16 |
| 4th Down Pct. | 50.0 | 37.5 |
| POSSESSION AVG. | 31:05 | 28:55 |
| TOTAL NET YARDS | 6295 | 5746 |
| Avg. Per Game | 393.4 | 359.1 |
| Total Plays | 1073 | 1002 |
| Avg. Per Play | 5.9 | 5.7 |
| NET YARDS RUSHING | 2037 | 1803 |
| Avg. Per Game | 127.3 | 112.7 |
| Total Rushes | 478 | 367 |
| NET YARDS PASSING | 4258 | 3943 |
| Avg. Per Game | 266.1 | 246.4 |
| Sacked/Yards Lost | 21/147 | 30/238 |
| Gross Yards | 4405 | 4181 |
| Att./Completions | 574/378 | 605/370 |
| Completion Pct. | 65.9 | 61.2 |
| Had Intercepted | 11 | 18 |
| PUNTS/AVERAGE | 64/45.1 | 71/40.8 |
| NET PUNTING AVG. | 64/39.5 | 71/37.2 |
| PENALTIES/YARDS | 93/744 | 91/838 |
| FUMBLES/BALL LOST | 11/7 | 20/10 |
| TOUCHDOWNS | 51 | 36 |
| Rushing | 18 | 7 |
| Passing | 29 | 29 |
| Returns | 4 | 0 |

| * RUSHING | | | | | |
|--------------|-----|------|------|------|----|
| | No. | Yds | Avg | Long | TD |
| Michel | 209 | 931 | 4.5 | 34t | 6 |
| White | 94 | 425 | 4.5 | 27t | 5 |
| C. Patterson | 42 | 228 | 5.4 | 27 | 1 |
| Burkhead | 57 | 186 | 3.3 | 12 | 0 |
| Edelman | 9 | 107 | 11.9 | 20 | 0 |
| Barner TM | 19 | 71 | 3.7 | 11 | 0 |
| Brady | 23 | 35 | 1.5 | 10 | 2 |
| Dorsett | 4 | 29 | 7.3 | 17 | 0 |
| Hill | 4 | 25 | 6.3 | 11 | 0 |
| Develin | 6 | 8 | 1.3 | 2t | 4 |
| Hoyer | 11 | -8 | -1.7 | 2 | 0 |
| TEAM | 478 | 2037 | 4.3 | 34t | 18 |
| OPPONENTS | 367 | 1803 | 4.9 | 54t | 7 |

| * RECEIVING | | | | | |
|--------------|-----|------|------|------|----|
| | No. | Yds | Avg | Long | TD |
| White | 87 | 751 | 8.6 | 42 | 7 |
| Edelman | 74 | 850 | 11.5 | 36 | 6 |
| Gronkowski | 47 | 682 | 14.5 | 42 | 3 |
| Gordon LG | 41 | 737 | 18.0 | 55t | 4 |
| Gordon TM | 40 | 720 | 18.0 | 55t | 3 |
| Hogan | 35 | 532 | 15.2 | 63t | 3 |
| Dorsett | 32 | 290 | 9.1 | 20 | 3 |
| C. Patterson | 21 | 247 | 11.8 | 55t | 3 |
| Burkhead | 14 | 131 | 9.4 | 25 | 1 |
| Develin | 12 | 61 | 5.1 | 11 | 0 |
| Michel | 7 | 50 | 7.1 | 13 | 0 |
| J. Hollister | 4 | 52 | 13.0 | 23 | 0 |
| D. Allen | 3 | 27 | 9.0 | 21 | 0 |
| Brady | 1 | 6 | 6.0 | 6 | 0 |
| Hill | 1 | 6 | 6.0 | 6 | 0 |
| TEAM | 378 | 4405 | 11.7 | 63t | 29 |
| OPPONENTS | 370 | 4181 | 11.3 | 75t | 29 |

| | | |
|--------------------|---------|---------|
| TOTAL FIRST DOWNS | 365 | 322 |
| Rushing | 131 | 93 |
| Passing | 206 | 208 |
| Penalty | 28 | 21 |
| 3rd Down: Made/Att | 82/201 | 76/197 |
| 3rd Down Pct. | 40.8 | 38.6 |
| 4th Down: Made/Att | 7/14 | 6/16 |
| 4th Down Pct. | 50.0 | 37.5 |
| POSSESSION AVG. | 31:05 | 28:55 |
| TOTAL NET YARDS | 6295 | 5746 |
| Avg. Per Game | 393.4 | 359.1 |
| Total Plays | 1073 | 1002 |
| Avg. Per Play | 5.9 | 5.7 |
| NET YARDS RUSHING | 2037 | 1803 |
| Avg. Per Game | 127.3 | 112.7 |
| Total Rushes | 478 | 367 |
| NET YARDS PASSING | 4258 | 3943 |
| Avg. Per Game | 266.1 | 246.4 |
| Sacked/Yards Lost | 21/147 | 30/238 |
| Gross Yards | 4405 | 4181 |
| Att./Completions | 574/378 | 605/370 |
| Completion Pct. | 65.9 | 61.2 |
| Had Intercepted | 11 | 18 |
| PUNTS/AVERAGE | 64/45.1 | 71/40.8 |
| NET PUNTING AVG. | 64/39.5 | 71/37.2 |
| PENALTIES/YARDS | 93/744 | 91/838 |
| FUMBLES/BALL LOST | 11/7 | 20/10 |
| TOUCHDOWNS | 51 | 36 |
| Rushing | 18 | 7 |
| Passing | 29 | 29 |
| Returns | 4 | 0 |

| * INTERCEPTIONS | | | | | |
|-----------------|-----|-----|------|------|----|
| | No. | Yds | Avg | Long | TD |
| Harmon | 4 | 0 | 0.0 | 0 | 0 |
| J. Jones | 3 | 34 | 11.3 | 28 | 0 |
| Jackson | 3 | 9 | 3.0 | 9 | 0 |
| Gilmore | 2 | 0 | 0.0 | 0 | 0 |
| D. McCourty | 1 | 84 | 84.0 | 84t | 1 |
| Hightower | 1 | 27 | 27.0 | 27 | 0 |
| Chung | 1 | 2 | 2.0 | 2 | 0 |
| Bentley | 1 | 0 | 0.0 | 0 | 0 |
| J. McCourty | 1 | 0 | 0.0 | 0 | 0 |
| Van Noy | 1 | 0 | 0.0 | 0 | 0 |
| TEAM | 18 | 156 | 8.7 | 84t | 1 |
| OPPONENTS | 11 | 67 | 6.1 | 19 | 0 |

| * SCORE BY PERIODS | | | | | |
|--------------------|----|-----|----|-----|--------|
| | Q1 | Q2 | Q3 | Q4 | OT PTS |
| TEAM | 88 | 157 | 74 | 117 | 0 436 |
| OPPONENTS | 80 | 81 | 80 | 84 | 0 325 |

| * PUNTING | | | | | |
|-----------|-----|------|------|------|------------|
| | No. | Yds | Avg | Net | TB In Lg B |
| R. Allen | 64 | 2885 | 45.1 | 39.5 | 5 21 66 0 |
| TEAM | 64 | 2885 | 45.1 | 39.5 | 5 21 66 0 |
| OPPONENTS | 71 | 2899 | 40.8 | 37.2 | 3 19 57 2 |

| * SCORING | | | | | |
|----------------|-------|----------|-------|---------|-------------------|
| | TD-Ru | Pa-Rt | K-PAT | FG | S PTS |
| Gostkowski | 0 | 0 | 0 | 49/50 | 27/32 0 130 |
| White | 12 | 5 | 7 | 0 | 0 72 |
| Edelman | 6 | 0 | 6 | 0 | 0 36 |
| Michel | 6 | 6 | 0 | 0 | 0 36 |
| C. Patterson | 5 | 1 | 3 | 1 | 0 30 |
| Develin | 4 | 4 | 0 | 0 | 0 24 |
| Gordon LG | 4 | 0 | 4 | 0 | 0 24 |
| Gordon TM | 3 | 0 | 3 | 0 | 0 18 |
| Dorsett | 3 | 0 | 3 | 0 | 0 18 |
| Gronkowski | 3 | 0 | 3 | 0 | 0 18 |
| Hogan | 3 | 0 | 3 | 0 | 0 18 |
| Brady | 2 | 2 | 0 | 0 | 0 12 |
| Van Noy | 2 | 0 | 0 | 2 | 0 12 |
| Burkhead | 1 | 0 | 1 | 0 | 0 6 |
| D. McCourty | 1 | 0 | 0 | 1 | 0 6 |
| TEAM | 51 | 18 | 29 | 4 | 49/50 27/32 0 436 |
| OPPONENTS | 36 | 7 | 29 | 0 | 34/34 25/29 0 325 |
| 2-Pt Conv: TM | 0-1, | OPP | 0-1 | | |
| SACKS: Flowers | 7.5, | Wise | 4.5, | Van Noy | 3.5, |
| Butler | 3, | Clayborn | 2.5, | Simon | 2, |
| J. Jones | 1.5, | Gilmore | 1, | Guy | 1, |
| Hightower | 1, | Rivers | 1, | Roberts | 1, |
| Chung | 0.5, | | | | |

| * PUNT RETURNS | | | | | |
|----------------|-----|----|-----|------|---------|
| | Ret | FC | Yds | Avg | Long TD |
| Edelman | 20 | 11 | 154 | 7.7 | 25 0 |
| C. Jones TM | 5 | 1 | 45 | 9.0 | 24 0 |
| McCarron | 1 | 3 | 0 | 0.0 | 0 0 |
| TEAM | 26 | 15 | 199 | 7.7 | 25 0 |
| OPPONENTS | 25 | 8 | 255 | 10.2 | 33 0 |

| * KICKOFF RETURNS | | | | | |
|-------------------|-----|------|------|------|----|
| | No. | Yds | Avg | Long | TD |
| C. Patterson | 23 | 663 | 28.8 | 95t | 1 |
| Michel | 4 | 77 | 19.3 | 26 | 0 |
| Develin | 1 | 15 | 15.0 | 15 | 0 |
| TEAM | 28 | 755 | 27.0 | 95t | 1 |
| OPPONENTS | 42 | 1034 | 24.6 | 97 | 0 |

| * PASSING | | | | | | | | | | |
|-----------|-----|-----|------|-------|---------|----|-----|-----|------|-----------------------|
| | Att | Cmp | Yds | Cmp% | Yds/Att | TD | TD% | Int | Int% | Long Sack/Lost Rating |
| Brady | 570 | 375 | 4355 | 65.8 | 7.64 | 29 | 5.1 | 11 | 1.9 | 63t 21/ 147 97.7 |
| Edelman | 2 | 2 | 43 | 100.0 | 21.50 | 0 | 0.0 | 0 | 0.0 | 37 0/ 0 118.8 |
| Hoyer | 2 | 1 | 7 | 50.0 | 3.50 | 0 | 0.0 | 0 | 0.0 | 7 0/ 0 58.3 |
| TEAM | 574 | 378 | 4405 | 65.9 | 7.67 | 29 | 5.1 | 11 | 1.9 | 63t 21/ 147 97.8 |
| OPPONENTS | 605 | 370 | 4181 | 61.2 | 6.91 | 29 | 4.8 | 18 | 3.0 | 75t 30/ 238 85.4 |



2018 REGULAR SEASON DEFENSIVE STATISTICS

| PLAYER Name | TACKLES | | | SACKS | | | INTERCEPTIONS | | | | FUMBLES | | | | SP. TEAMS | | | | |
|-----------------------|------------|------------|------------|-------------|--------------|-----------|---------------|------------|----------|-----------|-----------|-----------|-----------|----------|-----------|-----------|-----------|----------|----------|
| | TT | UT | A | S | Yds | QH | Int | Yds | TD | PD | FF | FR | Yds | TD | TT | UT | A | FF | FR |
| Kyle Van Noy | 90 | 56 | 34 | 3.5 | 28.0 | 10 | 1 | 0 | 0 | 2 | 1 | 2 | 46 | 1 | 3 | 1 | 2 | 0 | 0 |
| Patrick Chung | 80 | 51 | 29 | 0.5 | 5.0 | 2 | 1 | 2 | 0 | 3 | 0 | 1 | 0 | 0 | 3 | 1 | 2 | 0 | 0 |
| Devin McCourty | 75 | 53 | 22 | 0.0 | 0.0 | 0 | 1 | 84 | 1 | 4 | 1 | 2 | 14 | 0 | 5 | 4 | 1 | 0 | 0 |
| Jason McCourty | 68 | 53 | 15 | 0.0 | 0.0 | 0 | 1 | 0 | 0 | 10 | 1 | 0 | 0 | 0 | 2 | 1 | 1 | 0 | 0 |
| Elandon Roberts | 66 | 32 | 34 | 1.0 | 7.0 | 2 | 0 | 0 | 0 | 4 | 0 | 0 | 0 | 0 | 2 | 1 | 1 | 0 | 0 |
| Lawrence Guy | 60 | 25 | 35 | 1.0 | 9.0 | 11 | 0 | 0 | 0 | 0 | 1 | 0 | 0 | 0 | 0 | 0 | 0 | 0 | 0 |
| Trey Flowers | 56 | 32 | 24 | 7.5 | 60.0 | 21 | 0 | 0 | 0 | 2 | 3 | 0 | 0 | 0 | 0 | 0 | 0 | 0 | 0 |
| Jonathan Jones | 50 | 39 | 11 | 1.5 | 11.0 | 2 | 3 | 34 | 0 | 7 | 1 | 0 | 0 | 0 | 6 | 5 | 1 | 0 | 0 |
| Dont'a Hightower | 50 | 25 | 25 | 1.0 | 9.0 | 6 | 1 | 27 | 0 | 1 | 0 | 1 | 0 | 0 | 0 | 0 | 0 | 0 | 0 |
| Stephon Gilmore | 45 | 40 | 5 | 1.0 | 7.0 | 1 | 2 | 0 | 0 | 20 | 2 | 1 | 0 | 0 | 0 | 0 | 0 | 0 | 0 |
| Malcom Brown | 38 | 19 | 19 | 0.0 | 0.0 | 1 | 0 | 0 | 0 | 0 | 0 | 1 | 0 | 0 | 0 | 0 | 0 | 0 | 0 |
| Duron Harmon | 37 | 31 | 6 | 0.0 | 0.0 | 1 | 4 | 0 | 0 | 4 | 0 | 1 | 4 | 0 | 0 | 0 | 0 | 0 | 0 |
| Deatrich Wise Jr. | 29 | 15 | 14 | 4.5 | 25.5 | 14 | 0 | 0 | 0 | 0 | 0 | 0 | 0 | 0 | 0 | 0 | 0 | 0 | 0 |
| J.C. Jackson | 24 | 22 | 2 | 0.0 | 0.0 | 0 | 3 | 9 | 0 | 6 | 0 | 0 | 0 | 0 | 0 | 0 | 0 | 0 | 0 |
| Danny Shelton | 21 | 10 | 11 | 0.0 | 0.0 | 1 | 0 | 0 | 0 | 0 | 0 | 0 | 0 | 0 | 0 | 0 | 0 | 0 | 0 |
| John Simon | 18 | 8 | 10 | 2.0 | 18.0 | 3 | 0 | 0 | 0 | 0 | 0 | 0 | 0 | 0 | 0 | 0 | 0 | 0 | 0 |
| Adam Butler | 17 | 8 | 9 | 3.0 | 22.0 | 3 | 0 | 0 | 0 | 1 | 1 | 0 | 0 | 0 | 0 | 0 | 0 | 0 | 0 |
| Ja'Whaun Bentley | 13 | 8 | 5 | 0.0 | 0.0 | 1 | 1 | 0 | 0 | 1 | 0 | 0 | 0 | 0 | 1 | 1 | 0 | 0 | 0 |
| Adrian Clayborn | 11 | 8 | 3 | 2.5 | 26.5 | 12 | 0 | 0 | 0 | 0 | 1 | 0 | 0 | 0 | 0 | 0 | 0 | 0 | 0 |
| Eric Rowe | 9 | 8 | 1 | 0.0 | 0.0 | 0 | 0 | 0 | 0 | 1 | 0 | 0 | 0 | 0 | 0 | 0 | 0 | 0 | 0 |
| Keionta Davis | 7 | 5 | 2 | 0.0 | 0.0 | 2 | 0 | 0 | 0 | 0 | 0 | 0 | 0 | 0 | 0 | 0 | 0 | 0 | 0 |
| Keion Crossen | 7 | 7 | 0 | 0.0 | 0.0 | 0 | 0 | 0 | 0 | 0 | 0 | 0 | 0 | 0 | 7 | 7 | 0 | 0 | 0 |
| Nicholas Grigsby | 4 | 3 | 1 | 0.0 | 0.0 | 1 | 0 | 0 | 0 | 0 | 0 | 0 | 0 | 0 | 6 | 4 | 2 | 0 | 0 |
| Derek Rivers | 2 | 2 | 0 | 1.0 | 10.0 | 1 | 0 | 0 | 0 | 0 | 0 | 0 | 0 | 0 | 0 | 0 | 0 | 0 | 0 |
| Cyrus Jones | 1 | 0 | 1 | 0.0 | 0.0 | 0 | 0 | 0 | 0 | 0 | 0 | 0 | 0 | 0 | 0 | 0 | 0 | 0 | 0 |
| Obi Melifonwu | 1 | 1 | 0 | 0.0 | 0.0 | 0 | 0 | 0 | 0 | 0 | 0 | 0 | 0 | 0 | 2 | 2 | 0 | 0 | 0 |
| Ufomba Kamalu | 1 | 0 | 1 | 0.0 | 0.0 | 0 | 0 | 0 | 0 | 0 | 0 | 0 | 0 | 0 | 0 | 0 | 0 | 0 | 0 |
| Albert McClellan | 1 | 1 | 0 | 0.0 | 0.0 | 0 | 0 | 0 | 0 | 0 | 0 | 1 | 0 | 0 | 1 | 0 | 1 | 0 | 0 |
| Brandon King | 0 | 0 | 0 | 0.0 | 0.0 | 0 | 0 | 0 | 0 | 0 | 0 | 0 | 0 | 0 | 12 | 8 | 4 | 0 | 0 |
| Joe Cardona | 0 | 0 | 0 | 0.0 | 0.0 | 0 | 0 | 0 | 0 | 0 | 0 | 0 | 0 | 0 | 1 | 1 | 0 | 0 | 0 |
| James Develin | 0 | 0 | 0 | 0.0 | 0.0 | 0 | 0 | 0 | 0 | 0 | 0 | 0 | 0 | 0 | 4 | 2 | 2 | 1 | 0 |
| Chris Hogan | 0 | 0 | 0 | 0.0 | 0.0 | 0 | 0 | 0 | 0 | 0 | 0 | 0 | 0 | 0 | 1 | 1 | 0 | 0 | 0 |
| Nate Ebner | 0 | 0 | 0 | 0.0 | 0.0 | 0 | 0 | 0 | 0 | 0 | 0 | 0 | 0 | 0 | 13 | 4 | 9 | 0 | 0 |
| Cordarrelle Patterson | 0 | 0 | 0 | 0.0 | 0.0 | 0 | 0 | 0 | 0 | 0 | 0 | 0 | 0 | 0 | 1 | 1 | 0 | 1 | 0 |
| Dwayne Allen | 0 | 0 | 0 | 0.0 | 0.0 | 0 | 0 | 0 | 0 | 0 | 0 | 0 | 0 | 0 | 1 | 1 | 0 | 0 | 0 |
| Ryan Allen | 0 | 0 | 0 | 0.0 | 0.0 | 0 | 0 | 0 | 0 | 0 | 0 | 0 | 0 | 0 | 1 | 0 | 0 | 0 | 0 |
| Matthew Slater | 0 | 0 | 0 | 0.0 | 0.0 | 0 | 0 | 0 | 0 | 0 | 0 | 0 | 0 | 0 | 11 | 7 | 4 | 0 | 0 |
| Jacob Hollister | 0 | 0 | 0 | 0.0 | 0.0 | 0 | 0 | 0 | 0 | 0 | 0 | 0 | 0 | 0 | 1 | 1 | 0 | 0 | 0 |
| Rex Burkhead | 0 | 0 | 0 | 0.0 | 0.0 | 0 | 0 | 0 | 0 | 0 | 0 | 0 | 0 | 0 | 2 | 1 | 1 | 0 | 0 |
| Geneo Grissom | 0 | 0 | 0 | 0.0 | 0.0 | 0 | 0 | 0 | 0 | 0 | 0 | 0 | 0 | 0 | 1 | 0 | 1 | 0 | 0 |
| TOTALS | 881 | 562 | 319 | 30.0 | 238.0 | 95 | 18 | 156 | 1 | 66 | 12 | 10 | 64 | 1 | 87 | 54 | 32 | 2 | 0 |

| FUMBLES - LOST (11-7) | | | | |
|-----------------------|-----------|----------|----------|----------|
| | Own | | | |
| | No. | Lost | Rec | O.B. |
| David Andrews | 0 | 0 | 2 | 0 |
| Tom Brady | 4 | 2 | 0 | 0 |
| Rex Burkhead | 2 | 1 | 0 | 0 |
| Julian Edelman | 1 | 0 | 1 | 0 |
| Rob Gronkowski | 1 | 1 | 0 | 0 |
| Chris Hogan | 0 | 0 | 1 | 0 |
| Riley McCarron | 1 | 1 | 0 | 0 |
| Sony Michel | 1 | 1 | 0 | 0 |
| Cordarrelle Patterson | 1 | 1 | 0 | 0 |
| TOTALS | 11 | 7 | 4 | 0 |

| KEY | |
|-----------------------|--------------------------------------|
| TT-Total Tackles | Int/Yds-Interceptions/Yards Returned |
| UT-Unassisted Tackles | PD-Passes Defensed |
| A-Assisted Tackles | FF-Forced Fumbles |

| BLOCKED KICKS | | | |
|------------------|----------|----------|----------|
| | XP | FG | P |
| Dont'a Hightower | 0 | 0 | 1 |
| Albert McClellan | 0 | 0 | 1 |
| TOTALS | 0 | 0 | 2 |

| MISC. OFFENSIVE STATS | | | | |
|-----------------------|-----------|----------|----------|----------|
| | Tkl | Ast | FF | FR |
| Tom Brady | 1 | 0 | 0 | 0 |
| Rex Burkhead | 1 | 0 | 0 | 0 |
| Marcus Cannon | 1 | 0 | 0 | 0 |
| James Develin | 2 | 0 | 0 | 0 |
| Phillip Dorsett | 1 | 0 | 0 | 0 |
| Julian Edelman | 3 | 1 | 0 | 0 |
| Rob Gronkowski | 1 | 1 | 0 | 0 |
| Chris Hogan | 1 | 0 | 0 | 0 |
| Sony Michel | 2 | 0 | 0 | 0 |
| C. Patterson | 1 | 0 | 0 | 0 |
| LaAdrian Waddle | 1 | 0 | 0 | 0 |
| James White | 1 | 0 | 0 | 0 |
| TOTALS | 16 | 2 | 0 | 0 |



2018 POSTSEASON OFFENSIVE STATISTICS

WON 3, LOST 0

| | | |
|--------------------|----------------|---------|
| 01/13 W 41-28 | L.A. Chargers | 65,878 |
| 01/20 W 37-31 OT | at Kansas City | 77,034 |
| 02/03 W 13- 3 | L.A. Rams | 70,081 |
| | N.E. | Opp. |
| TOTAL FIRST DOWNS | 88 | 54 |
| Rushing | 31 | 7 |
| Passing | 50 | 38 |
| Penalty | 7 | 9 |
| 3rd Down: Made/Att | 23/45 | 12/35 |
| 3rd Down Pct. | 51.1 | 34.3 |
| 4th Down: Made/Att | 2/4 | 1/1 |
| 4th Down Pct. | 50.0 | 100.0 |
| POSSESSION AVG. | 37:29 | 22:31 |
| TOTAL NET YARDS | 1429 | 885 |
| Avg. Per Game | 476.3 | 295.0 |
| Total Plays | 240 | 170 |
| Avg. Per Play | 6.0 | 5.2 |
| NET YARDS RUSHING | 485 | 122 |
| Avg. Per Game | 161.7 | 40.7 |
| Total Rushes | 114 | 40 |
| NET YARDS PASSING | 944 | 763 |
| Avg. Per Game | 314.7 | 254.3 |
| Sacked/Yards Lost | 1/9 | 10/92 |
| Gross Yards | 953 | 855 |
| Att./Completions | 125/85 | 120/60 |
| Completion Pct. | 68.0 | 50.0 |
| Had Intercepted | 3 | 2 |
| PUNTS/AVERAGE | 11/42.1 | 20/43.6 |
| NET PUNTING AVG. | 11/38.4 | 20/39.7 |
| PENALTIES/YARDS | 18/156 | 18/126 |
| FUMBLES/BALL LOST | 1/0 | 3/1 |
| TOUCHDOWNS | 11 | 8 |
| Rushing | 9 | 2 |
| Passing | 2 | 6 |
| Returns | 0 | 0 |

| * SCORE BY PERIODS | Q1 | Q2 | Q3 | Q4 | OT | PTS |
|--------------------|----|----|----|----|----|-----|
| TEAM | 21 | 31 | 6 | 27 | 6 | 91 |
| OPPONENTS | 7 | 0 | 17 | 38 | 0 | 62 |

| * SCORING | TD | Ru | Pa | Rt | K-PAT | FG | S | PTS |
|------------|----|----|----|----|-------|------|----|-----|
| Michel | 6 | 6 | 0 | 0 | | 0 | 36 | |
| Gostkowski | 0 | 0 | 0 | 0 | 10/10 | 5/ 6 | 0 | 25 |
| Burkhead | 3 | 3 | 0 | 0 | | 0 | 18 | |
| Dorsett | 2 | 0 | 2 | 0 | | 0 | 12 | |
| TEAM | 11 | 9 | 2 | 0 | 10/10 | 5/ 6 | 0 | 91 |
| OPPONENTS | 8 | 2 | 6 | 0 | 6/ 6 | 2/ 3 | 0 | 62 |

2-Pt Conv: TM 0-0, OPP 1-2
 SACKS: Van Noy 3, Flowers 2, Hightower 2, Clayborn 1, J. Jones 1, Guy 0.5, Simon 0.5, TM 10, OPP 1
 FUM/LOST: Brady 1/0

| * RUSHING | No. | Yds | Avg | Long | TD |
|--------------|-----|-----|------|------|----|
| Michel | 71 | 336 | 4.7 | 40 | 6 |
| Burkhead | 23 | 96 | 4.2 | 26 | 3 |
| White | 8 | 27 | 3.4 | 9 | 0 |
| Edelman | 2 | 15 | 7.5 | 8 | 0 |
| C. Patterson | 3 | 10 | 3.3 | 6 | 0 |
| Develin | 2 | 5 | 2.5 | 3 | 0 |
| Brady | 5 | -4 | -0.8 | 0 | 0 |
| TEAM | 114 | 485 | 4.3 | 40 | 9 |
| OPPONENTS | 40 | 122 | 3.1 | 16 | 2 |

| * RECEIVING | No. | Yds | Avg | Long | TD |
|--------------|-----|-----|------|------|----|
| Edelman | 26 | 388 | 14.9 | 35 | 0 |
| White | 20 | 151 | 7.6 | 30 | 0 |
| Gronkowski | 13 | 191 | 14.7 | 29 | 0 |
| Hogan | 8 | 58 | 7.3 | 11 | 0 |
| Burkhead | 7 | 45 | 6.4 | 8 | 0 |
| Dorsett | 5 | 70 | 14.0 | 29t | 2 |
| C. Patterson | 4 | 32 | 8.0 | 15 | 0 |
| Develin | 1 | 9 | 9.0 | 9 | 0 |
| Michel | 1 | 9 | 9.0 | 9 | 0 |
| TEAM | 85 | 953 | 11.2 | 35 | 2 |
| OPPONENTS | 60 | 855 | 14.3 | 54 | 6 |

| * INTERCEPTIONS | No. | Yds | Avg | Long | TD |
|-----------------|-----|-----|-----|------|----|
| Gilmore | 2 | 0 | 0.0 | 0 | 0 |
| TEAM | 2 | 0 | 0.0 | 0 | 0 |
| OPPONENTS | 3 | 24 | 8.0 | 24 | 0 |

| * PUNTING | No. | Yds | Avg | Net | TB | In | Lg | B |
|-----------|-----|-----|------|------|----|----|----|---|
| R. Allen | 11 | 463 | 42.1 | 38.4 | 2 | 6 | 53 | 0 |
| TEAM | 11 | 463 | 42.1 | 38.4 | 2 | 6 | 53 | 0 |
| OPPONENTS | 20 | 871 | 43.6 | 39.7 | 0 | 7 | 65 | 0 |

| * PUNT RETURNS | Ret | FC | Yds | Avg | Long | TD |
|----------------|-----|----|-----|-----|------|----|
| Edelman | 10 | 3 | 77 | 7.7 | 16 | 0 |
| TEAM | 10 | 3 | 77 | 7.7 | 16 | 0 |
| OPPONENTS | 4 | 1 | 1 | 0.3 | 13 | 0 |

| * KICKOFF RETURNS | No. | Yds | Avg | Long | TD |
|-------------------|-----|-----|------|------|----|
| C. Patterson | 5 | 141 | 28.2 | 38 | 0 |
| Develin | 2 | 2 | 1.0 | 2 | 0 |
| TEAM | 7 | 143 | 20.4 | 38 | 0 |
| OPPONENTS | 12 | 267 | 22.3 | 29 | 0 |

| * FIELD GOALS | 1-19 | 20-29 | 30-39 | 40-49 | 50+ |
|---------------|-----------|-------|---------------|-------|------|
| Gostkowski | 0/ 0 | 1/ 1 | 1/ 1 | 3/ 4 | 0/ 0 |
| TEAM | 0/ 0 | 1/ 1 | 1/ 1 | 3/ 4 | 0/ 0 |
| OPPONENTS | 0/ 0 | 0/ 0 | 1/ 1 | 0/ 1 | 1/ 1 |
| Gostkowski: | (28G,30G) | (47G) | (46N,42G,41G) | | |
| TM: | (28G,30G) | (47G) | (46N,42G,41G) | | |
| OPP: | () | (39G) | (53G,48N) | | |

| * PASSING | Att | Cmp | Yds | Cmp% | Yds/Att | TD | TD% | Int | Int% | Long | Sack/Lost | Rating |
|-----------|-----|-----|-----|------|---------|----|-----|-----|------|------|-----------|--------|
| Brady | 125 | 85 | 953 | 68.0 | 7.62 | 2 | 1.6 | 3 | 2.4 | 35 | 1/ 9 | 85.9 |
| TEAM | 125 | 85 | 953 | 68.0 | 7.62 | 2 | 1.6 | 3 | 2.4 | 35 | 1/ 9 | 85.9 |
| OPPONENTS | 120 | 60 | 855 | 50.0 | 7.13 | 6 | 5.0 | 2 | 1.7 | 54 | 10/ 92 | 83.2 |



2018 POSTSEASON DEFENSIVE STATISTICS

| PLAYER Name | TACKLES | | | SACKS | | | INTERCEPTIONS | | | | FUMBLES | | | | SP. TEAMS | | | | |
|-------------------|------------|-----------|-----------|-------------|-------------|-----------|---------------|----------|----------|-----------|----------|----------|----------|----------|-----------|-----------|----------|----------|----------|
| | TT | UT | A | S/ | Yds | OH | Int/ | Yds | TD | PD | FF | FR/ | Yds | TD | TT | UT | A | FF | FR |
| Kyle Van Noy | 17 | 15 | 2 | 3.0 | 43.0 | 4 | 0 | 0 | 0 | 1 | 1 | 0 | 0 | 0 | 1 | 1 | 0 | 0 | 0 |
| Devin McCourty | 12 | 9 | 3 | 0.0 | 0.0 | 1 | 0 | 0 | 0 | 2 | 0 | 0 | 0 | 0 | 0 | 0 | 0 | 0 | 0 |
| Patrick Chung | 11 | 6 | 5 | 0.0 | 0.0 | 1 | 0 | 0 | 0 | 1 | 0 | 0 | 0 | 0 | 2 | 1 | 1 | 0 | 0 |
| Jason McCourty | 10 | 9 | 1 | 0.0 | 0.0 | 0 | 0 | 0 | 0 | 4 | 0 | 0 | 0 | 0 | 0 | 0 | 0 | 0 | 0 |
| Jonathan Jones | 10 | 8 | 2 | 1.0 | 2.0 | 1 | 0 | 0 | 0 | 1 | 0 | 0 | 0 | 0 | 0 | 0 | 0 | 0 | 0 |
| Elandon Roberts | 7 | 6 | 1 | 0.0 | 0.0 | 0 | 0 | 0 | 0 | 0 | 0 | 0 | 0 | 0 | 0 | 0 | 0 | 0 | 0 |
| J.C. Jackson | 7 | 5 | 2 | 0.0 | 0.0 | 0 | 0 | 0 | 0 | 2 | 0 | 0 | 0 | 0 | 0 | 0 | 0 | 0 | 0 |
| Stephon Gilmore | 7 | 7 | 0 | 0.0 | 0.0 | 0 | 2 | 0 | 0 | 5 | 1 | 0 | 0 | 0 | 0 | 0 | 0 | 0 | 0 |
| Dont'a Hightower | 6 | 5 | 1 | 2.0 | 15.0 | 4 | 0 | 0 | 0 | 1 | 0 | 0 | 0 | 0 | 0 | 0 | 0 | 0 | 0 |
| Lawrence Guy | 6 | 3 | 3 | 0.5 | 1.5 | 2 | 0 | 0 | 0 | 0 | 0 | 0 | 0 | 0 | 0 | 0 | 0 | 0 | 0 |
| Trey Flowers | 6 | 5 | 1 | 2.0 | 24.0 | 6 | 0 | 0 | 0 | 0 | 0 | 0 | 0 | 0 | 0 | 0 | 0 | 0 | 0 |
| Deatrich Wise Jr. | 5 | 3 | 2 | 0.0 | 0.0 | 1 | 0 | 0 | 0 | 0 | 0 | 0 | 0 | 0 | 0 | 0 | 0 | 0 | 0 |
| John Simon | 4 | 1 | 3 | 0.5 | 1.5 | 1 | 0 | 0 | 0 | 1 | 0 | 0 | 0 | 0 | 0 | 0 | 0 | 0 | 0 |
| Malcom Brown | 4 | 1 | 3 | 0.0 | 0.0 | 0 | 0 | 0 | 0 | 0 | 0 | 0 | 0 | 0 | 0 | 0 | 0 | 0 | 0 |
| Adrian Calyborn | 2 | 1 | 1 | 1.0 | 5.0 | 5 | 0 | 0 | 0 | 0 | 0 | 0 | 0 | 0 | 0 | 0 | 0 | 0 | 0 |
| Danny Shelton | 2 | 2 | 0 | 0.0 | 0.0 | 0 | 0 | 0 | 0 | 0 | 0 | 0 | 0 | 0 | 0 | 0 | 0 | 0 | 0 |
| Adam Butler | 1 | 0 | 1 | 0.0 | 0.0 | 2 | 0 | 0 | 0 | 0 | 0 | 0 | 0 | 0 | 0 | 0 | 0 | 0 | 0 |
| Keion Crossen | 1 | 1 | 0 | 0.0 | 0.0 | 0 | 0 | 0 | 0 | 0 | 0 | 0 | 0 | 0 | 2 | 2 | 0 | 0 | 0 |
| Albert McClellan | 1 | 1 | 0 | 0.0 | 0.0 | 0 | 0 | 0 | 0 | 0 | 0 | 0 | 0 | 0 | 0 | 0 | 0 | 0 | 1 |
| Ramon Humber | 0 | 0 | 0 | 0.0 | 0.0 | 0 | 0 | 0 | 0 | 0 | 0 | 0 | 0 | 0 | 3 | 2 | 1 | 0 | 0 |
| Matthew Slater | 0 | 0 | 0 | 0.0 | 0.0 | 0 | 0 | 0 | 0 | 0 | 0 | 0 | 0 | 0 | 3 | 2 | 1 | 0 | 0 |
| Nate Ebner | 0 | 0 | 0 | 0.0 | 0.0 | 0 | 0 | 0 | 0 | 0 | 0 | 0 | 0 | 0 | 2 | 2 | 0 | 0 | 0 |
| Obi Melifomwu | 0 | 0 | 0 | 0.0 | 0.0 | 0 | 0 | 0 | 0 | 0 | 0 | 0 | 0 | 0 | 1 | 1 | 0 | 0 | 0 |
| Brandon King | 0 | 0 | 0 | 0.0 | 0.0 | 0 | 0 | 0 | 0 | 0 | 0 | 0 | 0 | 0 | 1 | 1 | 0 | 0 | 0 |
| Rex Burkhead | 0 | 0 | 0 | 0.0 | 0.0 | 0 | 0 | 0 | 0 | 0 | 0 | 0 | 0 | 0 | 1 | 0 | 1 | 0 | 0 |
| | 119 | 88 | 31 | 10.0 | 92.0 | 28 | 2 | 0 | 0 | 18 | 2 | 0 | 0 | 0 | 16 | 12 | 4 | 0 | 1 |

| Fumbles-Lost (1-0) | | | | |
|--------------------|----------|----------|----------|----------|
| | No. | Lost | Rec | O.B. |
| Tom Brady | 1 | 0 | 0 | 0 |
| David Andrews | 0 | 0 | 1 | 0 |
| Totals | 1 | 0 | 1 | 0 |

| MISC. OFFENSIVE STATS | | | | |
|-----------------------|----------|----------|----------|----------|
| | Tkl | Ast | FF | FR |
| Chris Hogan | 1 | 0 | 0 | 0 |
| Sony Michel | 1 | 0 | 0 | 0 |
| Totals | 2 | 0 | 0 | 0 |

| | |
|-----------------------|--------------------------------------|
| TT-Total Tackles | Int/Yds-Interceptions/Yards Returned |
| UT-Unassisted Tackles | PD-Passes Defensed |
| Totals | |



NEW ENGLAND PATRIOTS 2018 STATS PACK

PATRIOTS PARTICIPATION

| Player | Regular Season | | | | Participation | | | | | | | | | | | | | | | | | | | | | | | | | | | |
|------------------------|----------------|------------|-----------|------------|---------------|--------|--------|-----|-----|-----|--------|--------|-----|--------|--------|-----|--------|--------|-----|-----|-----|-------|--------|---|--|--|--|--|--|--|--|--|
| | GP | GS | DNP | INA | HOU | at JAX | at DET | MIA | IND | KC | at CHI | at BUF | GB | at TEN | at NYJ | MIN | at MIA | at PIT | BUF | NYJ | LAC | at KC | at LAR | | | | | | | | | |
| Allen, Dwayne | 13 | 8 | 0 | 3 | TE | TE | sub | TE | sub | sub | TE | sub | TE | TE | X | X | X | sub | TE | TE | sub | TE | sub | | | | | | | | | |
| Allen, Ryan | 16 | 0 | 0 | 0 | sub | sub | sub | sub | sub | sub | sub | sub | sub | sub | sub | sub | sub | sub | sub | sub | sub | sub | sub | | | | | | | | | |
| Anderson, Stephen | 0 | 0 | 0 | 0 | | | | | | | | | | | | | | | | | | X | X | X | | | | | | | | |
| Andrews, David | 16 | 16 | 0 | 0 | C | C | C | C | C | C | C | C | C | C | C | C | C | C | C | C | C | C | C | | | | | | | | | |
| Barner, Kenjon | 5 | 0 | 0 | 2 | | X | | sub | | sub | sub | sub | sub | X | | | | | | | | | | | | | | | | | | |
| Bentley, Ja'Whaun | 3 | 2 | 0 | 0 | LB | sub | LB | | | | | | | | | | | | | | | | | | | | | | | | | |
| Brady, Tom | 16 | 16 | 0 | 0 | QB | QB | QB | QB | QB | QB | QB | QB | QB | QB | QB | QB | QB | QB | QB | QB | QB | QB | QB | | | | | | | | | |
| Brown, Malcom | 15 | 14 | 0 | 1 | DT | DT | DT | DT | DT | X | DT | DT | DT | sub | DT | DT | DT | DT | DT | DT | DT | DT | DT | | | | | | | | | |
| Brown, Trent | 16 | 16 | 0 | 0 | LT | LT | LT | LT | LT | LT | LT | LT | LT | LT | LT | LT | LT | LT | LT | LT | LT | LT | LT | | | | | | | | | |
| Burkhead, Rex | 8 | 4 | 0 | 0 | RB | RB | sub | | | | | | | | | | sub | sub | RB | RB | sub | RB | sub | | | | | | | | | |
| Butler, Adam | 16 | 0 | 0 | 0 | sub | sub | sub | sub | sub | sub | sub | sub | sub | sub | sub | sub | sub | sub | sub | sub | sub | sub | sub | | | | | | | | | |
| Cannon, Marcus | 13 | 13 | 0 | 3 | RT | X | RT | RT | RT | RT | X | X | RT | RT | RT | RT | RT | RT | RT | RT | RT | RT | RT | | | | | | | | | |
| Cardona, Joe | 16 | 0 | 0 | 0 | sub | sub | sub | sub | sub | sub | sub | sub | sub | sub | sub | sub | sub | sub | sub | sub | sub | sub | sub | | | | | | | | | |
| Chung, Patrick | 15 | 14 | 0 | 1 | S | S | X | S | S | S | S | S | S | S | S | S | S | S | S | S | S | S | S | | | | | | | | | |
| Clayborn, Adrian | 14 | 1 | 0 | 2 | sub | sub | RE | sub | sub | sub | sub | sub | sub | sub | sub | sub | sub | sub | X | X | sub | sub | sub | | | | | | | | | |
| Coleman, Corey | 0 | 0 | 0 | 1 | | X | | | | | | | | | | | | | | | | | | | | | | | | | | |
| Crossen, Keion | 11 | 0 | 0 | 5 | X | X | sub | sub | sub | sub | sub | sub | sub | X | sub | X | X | sub | sub | sub | sub | sub | sub | | | | | | | | | |
| Croston, Cole | 2 | 0 | 1 | 5 | | DNP | X | X | X | X | sub | sub | X | | | | | | | | | | | | | | | | | | | |
| Davis, Keionta | 6 | 3 | 0 | 10 | sub | RE | sub | X | X | X | X | sub | RE | RE | X | X | X | X | X | X | X | X | X | | | | | | | | | |
| Dawson, Duke Jr. | 0 | 0 | 0 | 6 | | | | | | | | | | | X | X | X | X | X | X | X | X | X | | | | | | | | | |
| Develin, James | 16 | 8 | 0 | 0 | FB | sub | FB | FB | sub | sub | sub | FB | sub | sub | sub | FB | sub | FB | FB | FB | sub | FB | FB | | | | | | | | | |
| Dorsett, Phillip | 16 | 2 | 0 | 0 | sub | WR | WR | sub | sub | sub | sub | sub | sub | sub | sub | sub | sub | sub | sub | sub | sub | sub | sub | | | | | | | | | |
| Ebner, Nate | 15 | 0 | 0 | 1 | sub | sub | sub | sub | sub | sub | sub | sub | sub | sub | X | sub | sub | sub | sub | sub | sub | sub | sub | | | | | | | | | |
| Edelman, Julian | 12 | 12 | 0 | 0 | | | | | WR | WR | WR | WR | WR | WR | WR | WR | WR | WR | WR | WR | WR | WR | WR | | | | | | | | | |
| Ferentz, James | 2 | 0 | 0 | 6 | | | | | | | | | sub | sub | X | X | X | X | X | X | X | X | X | | | | | | | | | |
| Flowers, Trey | 15 | 15 | 0 | 1 | LE | LE | X | LE | LE | LE | LE | LE | LE | LE | LE | LE | LE | LE | LE | LE | LE | LE | LE | | | | | | | | | |
| Gilmore, Stephon | 16 | 16 | 0 | 0 | RCB | RCB | RCB | RCB | RCB | RCB | RCB | RCB | RCB | RCB | RCB | RCB | RCB | RCB | RCB | RCB | RCB | RCB | RCB | | | | | | | | | |
| Gordon, Josh | 11 | 11 | 0 | 1 | | | X | WR | WR | WR | WR | WR | WR | WR | WR | WR | WR | WR | | | | | | | | | | | | | | |
| Gostkowski, Stephen | 16 | 0 | 0 | 0 | sub | sub | sub | sub | sub | sub | sub | sub | sub | sub | sub | sub | sub | sub | sub | sub | sub | sub | sub | | | | | | | | | |
| Grigsby, Nicholas | 9 | 0 | 0 | 1 | sub | sub | sub | sub | sub | sub | sub | sub | sub | X | | | | | | | | | | | | | | | | | | |
| Grissom, Geneo | 4 | 0 | 0 | 5 | sub | sub | sub | X | X | X | X | X | sub | | | | | | | | | | | | | | | | | | | |
| Gronkowski, Rob | 13 | 11 | 0 | 3 | TE | TE | TE | TE | TE | TE | X | TE | X | X | TE | TE | TE | TE | TE | sub | sub | TE | TE | | | | | | | | | |
| Guy, Lawrence | 16 | 15 | 0 | 0 | DT | DT | DT | DT | DT | DT | DT | DT | sub | DT | DT | DT | DT | DT | DT | DT | DT | DT | DT | | | | | | | | | |
| Hansen, Chad | 0 | 0 | 0 | 1 | X | | | | | | | | | | | | | | | | | | | | | | | | | | | |
| Harmon, Duron | 16 | 6 | 0 | 0 | sub | sub | S | sub | sub | sub | DB | sub | sub | DB | sub | sub | DB | DB | sub | DB | sub | sub | | | | | | | | | | |
| Hightower, Dont'a | 15 | 15 | 0 | 1 | LB | LB | LB | LB | LB | LB | LB | X | LB | LB | LB | LB | LB | LB | LB | LB | LB | LB | LB | | | | | | | | | |
| Hill, Jeremy | 1 | 0 | 0 | 0 | sub | | | | | | | | | | | | | | | | | | | | | | | | | | | |
| Hogan, Chris | 16 | 7 | 0 | 0 | sub | sub | WR | sub | WR | WR | sub | sub | WR | sub | WR | sub | sub | sub | WR | WR | WR | sub | WR | | | | | | | | | |
| Hollister, Jacob | 8 | 1 | 0 | 8 | X | TE | X | X | sub | sub | X | X | X | sub | sub | sub | sub | X | sub | X | | | | | | | | | | | | |
| Hoyer, Brian | 5 | 0 | 11 | 0 | DNP | DNP | DNP | sub | DNP | DNP | DNP | sub | DNP | sub | DNP | DNP | DNP | DNP | sub | sub | DNP | DNP | DNP | | | | | | | | | |
| Humber, Ramon | 6 | 0 | 0 | 0 | | | | | | | | | | | sub | sub | sub | sub | sub | sub | sub | sub | sub | | | | | | | | | |
| Jackson, J.C. | 13 | 5 | 0 | 3 | X | X | sub | sub | sub | X | sub | sub | sub | sub | sub | sub | DB | DB | DB | LCB | LCB | sub | DB | | | | | | | | | |
| Jones, Cyrus | 2 | 0 | 0 | 1 | | | sub | sub | X | | | | | | | | | | | | | | | | | | | | | | | |
| Jones, Jonathan | 16 | 5 | 0 | 0 | DB | sub | sub | DB | DB | DB | sub | sub | DB | sub | sub | sub | sub | sub | sub | sub | sub | DB | DB | | | | | | | | | |
| Ufomba Kamalu | 2 | 0 | 0 | 0 | | | | | | | | | | | | | | | | sub | sub | X | X | | | | | | | | | |
| Karras, Ted | 13 | 2 | 0 | 3 | sub | sub | sub | X | X | X | sub | sub | RG | RG | sub | sub | sub | sub | sub | sub | sub | sub | sub | | | | | | | | | |
| King, Brandon | 15 | 0 | 0 | 1 | sub | sub | sub | sub | sub | sub | sub | sub | sub | sub | sub | sub | sub | sub | X | sub | sub | sub | sub | | | | | | | | | |
| Mason, Shaq | 14 | 14 | 0 | 2 | RG | RG | RG | RG | RG | RG | RG | RG | X | X | RG | RG | RG | RG | RG | RG | RG | RG | RG | | | | | | | | | |
| McCarron, Riley | 1 | 0 | 0 | 0 | sub | | | | | | | | | | | | | | | | | | | | | | | | | | | |
| McClellan, Albert | 7 | 0 | 0 | 0 | | | | | | | | | | sub | sub | sub | sub | sub | sub | sub | sub | sub | sub | | | | | | | | | |
| McCourty, Devin | 16 | 16 | 0 | 0 | S | S | S | S | S | S | S | S | S | S | S | S | S | S | S | S | S | S | S | | | | | | | | | |
| McCourty, Jason | 16 | 12 | 0 | 0 | sub | sub | LCB | LCB | LCB | LCB | LCB | LCB | LCB | LCB | LCB | LCB | LCB | LCB | sub | sub | LCB | LCB | LCB | | | | | | | | | |
| Melifonwu, Obi | 2 | 0 | 1 | 4 | | | | | | | | | | X | sub | sub | DNP | X | X | X | X | sub | X | | | | | | | | | |
| Michel, Sony | 13 | 8 | 0 | 3 | X | sub | RB | RB | sub | RB | RB | X | X | sub | RB | RB | RB | RB | sub | RB | sub | RB | RB | | | | | | | | | |
| Patterson, Cordarrelle | 15 | 5 | 0 | 1 | WR | sub | sub | sub | sub | sub | WR | RB | sub | RB | sub | WR | sub | sub | sub | X | sub | sub | sub | | | | | | | | | |
| Rivers, Derek | 6 | 0 | 0 | 10 | X | X | sub | X | X | sub | sub | sub | sub | X | X | X | X | X | X | sub | sub | DNP | X | | | | | | | | | |
| Roberts, Elandon | 16 | 11 | 0 | 0 | sub | LB | LB | LB | LB | LB | LB | LB | sub | sub | LB | LB | LB | sub | LB | sub | LB | sub | sub | | | | | | | | | |
| Rowe, Eric | 4 | 2 | 0 | 4 | LCB | LCB | X | X | X | sub | sub | X | | | | | | | | | | | | | | | | | | | | |
| Schwenke, Brian | 3 | 0 | 0 | 6 | X | X | X | sub | sub | sub | X | X | X | | | | | | | | | | | | | | | | | | | |
| Shelton, Danny | 13 | 1 | 0 | 3 | sub | sub | sub | sub | sub | DT | sub | sub | sub | sub | sub | X | X | X | sub | sub | RE | X | sub | | | | | | | | | |
| Simon, John | 11 | 2 | 0 | 2 | | | | sub | sub | X | X | LB | sub | sub | RE | sub | sub | sub | sub | sub | sub | RE | sub | | | | | | | | | |
| Slater, Matther | 16 | 0 | 0 | 0 | sub | sub | sub | sub | sub | sub | sub | sub | sub | sub | sub | sub | sub | sub | sub | sub | sub | sub | sub | | | | | | | | | |
| Thuney, Joe | 16 | 16 | 0 | 0 | LG | LG | LG | LG | LG | LG | LG | LG | LG | LG | LG | LG | LG | LG | LG | LG | LG | LG | LG | | | | | | | | | |
| Tobin, Matt | 0 | 0 | 0 | 2 | | | | | | | | | | X | X | | | | | | | | | | | | | | | | | |
| Van Noy, Kyle | 16 | 16 | 0 | 0 | LB | LB | LB | LB | LB | LB | LB | LB | LB | LB | LB | LB | LB | LB | LB | LB | LB | LB | LB | | | | | | | | | |
| Waddle, LaAdrian | 16 | 3 | 0 | 0 | sub | RT | sub | sub | sub | sub | RT | RT | sub | sub | sub | sub | sub | sub | sub | sub | sub | sub | sub | | | | | | | | | |
| White, James | 16 | 3 | 0 | 0 | sub | sub | sub | sub | sub | sub | sub | sub | sub | sub | sub | sub | sub | sub | sub | sub | sub | sub | sub | | | | | | | | | |
| Wise, Deatrich Jr. | 16 | 5 | 0 | 0 | sub | sub | sub | sub | sub | sub | sub | RE | DT | DT | sub | sub | sub | sub | RE | RE | X | X | RE | | | | | | | | | |
| Totals | 723 | 352 | 13 | 112 | | | | | | | | | | | | | | | | | | | | | | | | | | | | |

X - inactive / CAPS - starters / sub - played / dnp - did not play / PS - Practice Squad

KEY:

Not on active roster



NEW ENGLAND PATRIOTS 2018 STATS PACK
GAME-BY-GAME STARTERS

| 2018 OFFENSIVE STARTERS BY GAME | | | | | | | | | | | | |
|---------------------------------|---------------|-------------------|----------|---------------|-------------------|--------------|-----------------|-----------------|-----------------|------------|--------------|-------------------|
| Date | Opponent | WR | LT | LG | C | RG | RT | TE | WR | QB | RB | TE |
| 09/09 | Houston | C. Patterson | T. Brown | J. Thuney | D. Andrews | S. Mason | M. Cannon | R. Gronkowski | J. Develin (FB) | T. Brady | R. Burkhead | D. Allen |
| 09/16 at | Jacksonville | J. Hollister (TE) | T. Brown | J. Thuney | D. Andrews | S. Mason | L. Waddle | R. Gronkowski | P. Dorsett | T. Brady | R. Burkhead | D. Allen |
| 09/23 at | Detroit | C. Hogan | T. Brown | J. Thuney | D. Andrews | S. Mason | M. Cannon | R. Gronkowski | P. Dorsett | T. Brady | S. Michel | J. Develin (FB) |
| 09/30 | Miami | J. Gordon | T. Brown | J. Thuney | D. Andrews | S. Mason | M. Cannon | R. Gronkowski | J. Develin (FB) | T. Brady | S. Michel | J. Develin (FB) |
| 10/04 | Indianapolis | J. Gordon | T. Brown | J. Thuney | D. Andrews | S. Mason | M. Cannon | R. Gronkowski | J. Edelman | T. Brady | J. White | C. Hogan (WR) |
| 10/14 | Kansas City | J. Gordon | T. Brown | J. Thuney | D. Andrews | S. Mason | M. Cannon | R. Gronkowski | J. Edelman | T. Brady | S. Michel | C. Hogan (WR) |
| 10/21 at | Chicago | J. Gordon | T. Brown | J. Thuney | D. Andrews | S. Mason | L. Waddle | D. Allen | J. Edelman | T. Brady | S. Michel | C. Patterson (WR) |
| 10/29 at | Buffalo | J. Gordon | T. Brown | J. Thuney | D. Andrews | S. Mason | L. Waddle | R. Gronkowski | J. Edelman | T. Brady | C. Patterson | J. Develin (FB) |
| 11/04 | Green Bay | J. Gordon | T. Brown | J. Thuney | D. Andrews | T. Karras | M. Cannon | D. Allen | J. Edelman | T. Brady | J. White | C. Hogan (WR) |
| 11/11 at | Tennessee | J. Gordon | T. Brown | J. Thuney | D. Andrews | T. Karras | M. Cannon | D. Allen | J. Edelman | T. Brady | J. White | C. Patterson (RB) |
| 11/25 at | N.Y. Jets | J. Gordon | T. Brown | J. Thuney | D. Andrews | S. Mason | M. Cannon | R. Gronkowski | J. Edelman | T. Brady | S. Michel | C. Hogan (WR) |
| 12/02 | Minnesota | J. Gordon | T. Brown | J. Thuney | D. Andrews | S. Mason | M. Cannon | R. Gronkowski | J. Edelman | T. Brady | S. Michel | J. Develin (FB) |
| 12/09 at | Miami | J. Gordon | T. Brown | J. Thuney | D. Andrews | S. Mason | M. Cannon | R. Gronkowski | J. Edelman | T. Brady | S. Michel | C. Patterson (WR) |
| 12/16 at | Pittsburgh | J. Gordon | T. Brown | J. Thuney | D. Andrews | S. Mason | M. Cannon | R. Gronkowski | J. Edelman | T. Brady | R. Burkhead | J. Develin (FB) |
| 12/23 | Buffalo | C. Hogan | T. Brown | J. Thuney | D. Andrews | S. Mason | M. Cannon | D. Allen | J. Edelman | T. Brady | R. Burkhead | J. Develin (FB) |
| 12/30 | N.Y. Jets | C. Hogan | T. Brown | J. Thuney | D. Andrews | S. Mason | M. Cannon | D. Allen | J. Edelman | T. Brady | S. Michel | J. Develin (FB) |
| 01/13 | L.A. Chargers | C. Hogan | T. Brown | J. Thuney | D. Andrews | S. Mason | M. Cannon | R. Gronkowski | J. Edelman | T. Brady | R. Burkhead | J. White (RB) |
| 01/20 at | Kansas City | D. Allen (TE) | T. Brown | J. Thuney | D. Andrews | S. Mason | M. Cannon | R. Gronkowski | J. Edelman | T. Brady | S. Michel | J. Develin (FB) |
| 02/03 at | L.A. Rams | C. Hogan | T. Brown | J. Thuney | D. Andrews | S. Mason | M. Cannon | R. Gronkowski | J. Edelman | T. Brady | S. Michel | J. Develin (FB) |
| 2018 DEFENSIVE STARTERS BY GAME | | | | | | | | | | | | |
| Date | Opponent | LE | DT | DT | RE | LB | LB | LB | LCB | RCB | S | S |
| 09/09 | Houston | T. Flowers | L. Guy | M. Brown | J. Bentley (LB) | D. Hightower | K. Van Noy | J. Jones (DB) | E. Rowe | S. Gilmore | P. Chung | D. McCourty |
| 09/16 at | Jacksonville | T. Flowers | L. Guy | M. Brown | K. Davis | D. Hightower | K. Van Noy | E. Roberts | E. Rowe | S. Gilmore | P. Chung | D. McCourty |
| 09/23 at | Detroit | J. Bentley (LB) | L. Guy | M. Brown | A. Clayborn | D. Hightower | K. Van Noy | E. Roberts | J. McCourty | S. Gilmore | D. Harmon | D. McCourty |
| 09/30 | Miami | T. Flowers | L. Guy | M. Brown | D. Hightower (LB) | E. Roberts | K. Van Noy | J. Jones (DB) | J. McCourty | S. Gilmore | P. Chung | D. McCourty |
| 10/04 | Indianapolis | T. Flowers | L. Guy | M. Brown | D. Hightower (LB) | E. Roberts | K. Van Noy | J. Jones (DB) | J. McCourty | S. Gilmore | P. Chung | D. McCourty |
| 10/14 | Kansas City | T. Flowers | L. Guy | D. Shelton | D. Hightower (LB) | E. Roberts | K. Van Noy | J. Jones (DB) | J. McCourty | S. Gilmore | P. Chung | D. McCourty |
| 10/21 at | Chicago | T. Flowers | L. Guy | M. Brown | D. Hightower (LB) | E. Roberts | K. Van Noy | D. Harmon (DB) | J. McCourty | S. Gilmore | P. Chung | D. McCourty |
| 10/29 at | Buffalo | T. Flowers | L. Guy | M. Brown | D. Wise | E. Roberts | K. Van Noy | J. Simon | J. McCourty | S. Gilmore | P. Chung | D. McCourty |
| 11/04 | Green Bay | T. Flowers | D. Wise | M. Brown | K. Davis | D. Hightower | K. Van Noy | J. Jones (DB) | J. McCourty | S. Gilmore | P. Chung | D. McCourty |
| 11/11 at | Tennessee | T. Flowers | L. Guy | D. Wise | K. Davis | D. Hightower | K. Van Noy | D. Harmon (DB) | J. McCourty | S. Gilmore | P. Chung | D. McCourty |
| 11/25 at | N.Y. Jets | T. Flowers | L. Guy | M. Brown | J. Simon | D. Hightower | K. Van Noy | E. Roberts | J. McCourty | S. Gilmore | P. Chung | D. McCourty |
| 12/02 | Minnesota | T. Flowers | L. Guy | M. Brown | D. Hightower (LB) | E. Roberts | K. Van Noy | J. Jackson (DB) | J. McCourty | S. Gilmore | P. Chung | D. McCourty |
| 12/09 at | Miami | T. Flowers | L. Guy | M. Brown | D. Hightower (LB) | E. Roberts | K. Van Noy | J. Jackson (DB) | J. McCourty | S. Gilmore | D. Harmon | D. McCourty |
| 12/16 at | Pittsburgh | T. Flowers | L. Guy | M. Brown | D. Hightower (LB) | K. Van Noy | J. Jackson (DB) | D. Harmon (DB) | J. McCourty | S. Gilmore | P. Chung | D. McCourty |
| 12/23 | Buffalo | T. Flowers | L. Guy | M. Brown | D. Wise | D. Hightower | K. Van Noy | E. Roberts | J. Jackson | S. Gilmore | P. Chung | D. McCourty |
| 12/30 | N.Y. Jets | T. Flowers | L. Guy | M. Brown | D. Wise | D. Hightower | K. Van Noy | D. Harmon (DB) | J. Jackson | S. Gilmore | P. Chung | D. McCourty |
| 01/13 | L.A. Chargers | T. Flowers | L. Guy | M. Brown | D. Shelton | D. Hightower | K. Van Noy | E. Roberts | J. McCourty | S. Gilmore | P. Chung | D. McCourty |
| 01/20 at | Kansas City | T. Flowers | L. Guy | J. Simon (RE) | D. Hightower (LB) | K. Van Noy | J. Jackson (DB) | J. Jones (DB) | J. McCourty | S. Gilmore | P. Chung | D. McCourty |
| 02/03 at | L.A. Rams | T. Flowers | L. Guy | M. Brown | D. Wise | D. Hightower | K. Van Noy | J. Jones (DB) | J. McCourty | S. Gilmore | P. Chung | D. McCourty |



2019 NEW ENGLAND PATRIOTS ROSTER

AS OF AUGUST 3, 2019

ALPHABETICAL ROSTER

| # | NAME | POS | HT | WT | BORN | YR | COLLEGE | H.S. HOMETOWN |
|----|---------------------|-----|------|-----|------------|----|-----------------------|---------------------------|
| 6 | Allen, Ryan | P | 6-2 | 220 | 2/28/1990 | 7 | Louisiana Tech | Salem, Ore. |
| 80 | Anderson, Stephen | TE | 6-3 | 230 | 1/30/1993 | 3 | California | San Jose, Calif. |
| 60 | Andrews, David | C | 6-3 | 300 | 7/10/1992 | 5 | Georgia | Johns Creek, Ga. |
| 60 | Bailey, Jake | P | 6-2 | 205 | 6/18/1997 | R | Stanford | Solana Beach, Calif. |
| 63 | Beck, Andrew | TE | 6-3 | 255 | 5/15/1996 | R | Texas | Tampa, Fla. |
| 77 | Bennett, Michael | DL | 6-4 | 275 | 11/13/1985 | 11 | Texas A&M | Houston, Texas |
| 51 | Bentley, Ja'Whaun | LB | 6-2 | 255 | 8/24/1996 | 2 | Purdue | Glenarden, Md. |
| 14 | Berrios, Braxton | WR | 5-9 | 190 | 10/6/1995 | 2 | Miami (Fla.) | Raleigh, N.C. |
| 38 | Bolden, Brandon | RB | 5-11 | 220 | 1/26/1990 | 8 | Mississippi | Baton Rouge, La |
| 12 | Brady, Tom | QB | 6-4 | 225 | 8/3/1977 | 20 | Michigan | San Mateo, Calif. |
| 25 | Brooks, Terrence | DB | 5-11 | 205 | 3/2/1992 | 6 | Florida State | Dunnellon, Fla. |
| 64 | Brossette, Nick | RB | 6-0 | 212 | 3/2/1996 | R | Louisiana State | Baton Rouge, La |
| 34 | Burkhead, Rex | RB | 5-10 | 215 | 7/2/1990 | 7 | Nebraska | Plano, Texas |
| 70 | Butler, Adam | DL | 6-5 | 300 | 4/12/1994 | 3 | Vanderbilt | Duncanville, Texas |
| 54 | Cajuste, Yodny | OL | 6-5 | 310 | 2/21/1996 | R | West Virginia | Miami, Fla. |
| 74 | Calhoun, Shilique | LB | 6-4 | 260 | 3/20/1992 | 4 | Michigan State | Middletown, N.J. |
| 61 | Cannon, Marcus | OL | 6-6 | 335 | 5/6/1988 | 9 | Texas Christian | Odessa, Texas |
| 49 | Cardona, Joe | LS | 6-3 | 245 | 4/16/1992 | 5 | Navy | El Cajon, Calif. |
| 23 | Chung, Patrick | S | 5-11 | 215 | 8/19/1987 | 11 | Oregon | Rancho Cucamonga, Calif. |
| 8 | Collins Sr., Jamie | LB | 6-3 | 255 | 10/20/1989 | 7 | Southern Mississippi | McCall Creek, Miss. |
| 59 | Cowart, Byron | DL | 6-3 | 300 | 5/20/1996 | R | Maryland | Tampa, Fla. |
| 35 | Crossen, Keion | DB | 5-10 | 185 | 4/17/1996 | 2 | Western Carolina | Garysburg, N.C. |
| 58 | Davis, Keionta | DL | 6-4 | 280 | 3/1/1994 | 3 | Tennessee-Chattanooga | Chattanooga, Tenn. |
| 65 | Davis, Ryan | WR | 5-9 | 188 | 4/12/1997 | R | Auburn | St. Petersburg, Fla. |
| 29 | Dawson Jr., Duke | DB | 5-10 | 198 | 10/13/1995 | 2 | Florida | Cross City, Fla. |
| 46 | Develin, James | FB | 6-3 | 255 | 7/23/1988 | 7 | Brown | Gilbertsville, Pa. |
| 13 | Dorsett, Phillip | WR | 5-10 | 192 | 1/5/1993 | 5 | Miami (Fla.) | Ft. Lauderdale, Fla. |
| 43 | Ebner, Nate | DB | 6-0 | 215 | 12/14/1988 | 8 | Ohio State | Dublin, Ohio |
| 11 | Edelman, Julian | WR | 5-10 | 198 | 5/22/1986 | 11 | Kent State | Redwood City, Calif. |
| 5 | Eting, Danny | QB | 6-3 | 220 | 7/22/1994 | 1 | Louisiana State | Terre Haute, Ind. |
| 66 | Ferentz, James | OL | 6-2 | 300 | 6/5/1989 | 4 | Iowa | Iowa City, Iowa |
| 55 | Froholdt, Hjalte | OL | 6-5 | 310 | 8/20/1996 | R | Arkansas | Bradenton, Fla. |
| 66 | Gant, Malik | DB | 6-2 | 203 | 5/29/1997 | R | Marshall | Washington, D.C. |
| 67 | Gauthier, Tyler | OL | 6-5 | 305 | 8/29/1997 | R | Miami (Fla.) | Venice, Fla. |
| 24 | Gilmore, Stephon | CB | 6-1 | 202 | 9/19/1990 | 8 | South Carolina | Rock Hill, S.C. |
| 3 | Gostkowski, Stephen | K | 6-1 | 215 | 1/28/1984 | 14 | Memphis | Madison, Miss. |
| 93 | Guy, Lawrence | DL | 6-4 | 315 | 3/17/1990 | 9 | Arizona State | Las Vegas, Nev. |
| 68 | Hall, Terez | LB | 6-2 | 235 | 11/18/1996 | R | Missouri | Lithonia, Ga. |
| 21 | Harmon, Duron | DB | 6-1 | 205 | 1/24/1991 | 7 | Rutgers | Magnolia, Del. |
| 53 | Harris, Damien | RB | 5-11 | 213 | 2/11/1997 | R | Alabama | Richmond, Ky. |
| 82 | Harris, Maurice | WR | 6-3 | 205 | 11/11/1992 | 4 | California | Greensboro, N.C. |
| 45 | Harris, Trent | DL | 6-2 | 255 | 9/17/1995 | 1 | Miami (Fla.) | Winter Park, Fla. |
| 50 | Harry, N'Keal | WR | 6-4 | 225 | 12/17/1997 | R | Arizona State | Chandler, Ariz. |
| 54 | Hightower, Dont'a | LB | 6-3 | 260 | 3/12/1990 | 8 | Alabama | Lewisburg, Tenn. |
| 9 | Howard, A.J. | DB | 5-11 | 203 | 12/23/1995 | 1 | Appalachian State | Hamilton, Ga. |
| 2 | Hoyer, Brian | QB | 6-2 | 216 | 10/13/1985 | 11 | Michigan State | North Olmsted, Ohio |
| 15 | Inman, Dontrelle | WR | 6-3 | 205 | 1/31/1989 | 6 | Virginia | Batesburg-Leesville, S.C. |
| 63 | Ivey, Martez | OL | 6-5 | 306 | 7/25/1995 | R | Florida | Apopka, Fla. |
| 85 | Izzo, Ryan | TE | 6-5 | 255 | 12/21/1995 | 2 | Florida State | Sparta, N.J. |
| 27 | Jackson, J.C. | DB | 6-1 | 198 | 11/17/1995 | 2 | Maryland | Immokalee, Fla. |
| 47 | Johnson, Jakob | FB | 6-3 | 255 | 12/15/1994 | 1 | Tennessee | Stuttgart, Germany |
| 31 | Jones, Jonathan | DB | 5-10 | 190 | 9/20/1993 | 4 | Auburn | Carrollton, Ga. |
| 94 | Kamalu, Ufomba | DL | 6-6 | 295 | 11/2/1992 | 3 | Miami (Fla.) | Fayetteville, Ga. |
| 75 | Karras, Ted | OL | 6-4 | 305 | 3/15/1993 | 4 | Illinois | Indianapolis, Ind. |
| 81 | Kendricks, Lance | TE | 6-3 | 250 | 1/30/1988 | 9 | Wisconsin | Milwaukee, Wis. |
| 36 | King, Brandon | LB | 6-2 | 220 | 6/8/1993 | 5 | Auburn | Alabaster, Ala. |
| 83 | LaCosse, Matt | TE | 6-6 | 255 | 9/21/1992 | 4 | Illinois | Naperville, Ill. |
| 77 | Lang, Cedrick | OL | 6-7 | 300 | 5/12/1992 | 2 | Texas El-Paso | Sioux Falls, S.D. |
| 69 | Mason, Shaq | OL | 6-1 | 310 | 8/28/1993 | 5 | Georgia Tech | Columbia, Tenn. |
| 32 | McCourt, Devin | DB | 5-10 | 195 | 8/13/1987 | 10 | Rutgers | Nyack, N.Y. |
| 30 | McCourt, Jason | CB | 5-11 | 195 | 8/13/1987 | 11 | Rutgers | Nyack, N.Y. |
| 22 | Mellonwu, Obi | DB | 6-4 | 224 | 4/5/1994 | 3 | Connecticut | Grafton, Mass. |
| | Meredith, Cameron | WR | 6-3 | 207 | 9/21/1992 | 5 | Illinois State | Westchester, Ill. |
| 69 | Meyers, Jakobi | WR | 6-2 | 200 | 11/9/1996 | R | North Carolina State | Lithonia, Ga. |
| 26 | Michel, Sony | RB | 5-11 | 215 | 2/17/1995 | 2 | Georgia | Plantation, Fla. |
| 48 | Munson, Calvin | LB | 6-0 | 243 | 12/27/1994 | 2 | San Diego State | St. Charles, Mo. |
| 72 | Olaszewski, Gunner | WR | 6-0 | 190 | 11/26/1996 | R | Bemidji State | Alvin, Texas |
| 75 | Parry, David | DL | 6-2 | 315 | 3/7/1992 | 4 | Stanford | Marion, Iowa |
| 17 | Patterson, Damoun | WR | 6-2 | 190 | 9/16/1994 | 1 | Youngstown State | Orlando, Fla. |
| 98 | Pennel Jr., Mike | DL | 6-4 | 330 | 5/9/1991 | 6 | Colorado State-Pueblo | Grandview, Colo. |
| 95 | Rivers, Derek | DE | 6-5 | 250 | 5/9/1994 | 3 | Youngstown State | Kinston, N.C. |
| 74 | Roberts, Elandon | LB | 6-0 | 238 | 4/22/1994 | 4 | Houston | Port Arthur, Texas |
| 70 | Ross, D'Angelo | DB | 5-9 | 190 | 10/29/1996 | R | New Mexico | La Puente, Calif. |
| 44 | Sam, Christian | LB | 6-2 | 240 | 6/7/1996 | 2 | Arizona State | Allen, Texas |
| 71 | Shelton, Danny | DL | 6-2 | 345 | 8/20/1993 | 5 | Washington | Auburn, Wash. |
| 55 | Simon, John | DE | 6-2 | 260 | 10/14/1990 | 7 | Ohio State | Youngstown, Ohio |
| 72 | Skipper, Dan | OL | 6-9 | 325 | 9/20/1994 | 1 | Arkansas | Arvada, Colo. |
| 18 | Slater, Matthew | WR | 6-0 | 205 | 9/9/1985 | 12 | UCLA | Anaheim, Calif. |
| 71 | St. Louis, Tyree | OL | 6-5 | 315 | 8/5/1997 | R | Miami (Fla.) | Tampa, Fla. |
| 58 | Stidham, Jarrett | QB | 6-3 | 215 | 8/8/1996 | R | Auburn | Stephenville, Texas |
| 88 | Thomas, Demaryius | WR | 6-3 | 225 | 12/25/1987 | 10 | Georgia Tech | Montrose, Ga. |
| 62 | Thuney, Joe | OL | 6-5 | 308 | 11/18/1992 | 4 | North Carolina State | Centerville, Ohio |
| 86 | Thurman, Nick | DL | 6-4 | 305 | 6/12/1995 | 1 | Houston | Dallas, Texas |
| 53 | Van Noy, Kyle | LB | 6-3 | 250 | 3/26/1991 | 6 | Brigham Young | Reno, Nev. |
| 84 | Watson, Ben | TE | 6-3 | 255 | 12/18/1980 | 16 | Georgia | Rock Hill, S.C. |
| 61 | Webster, Ken | DB | 5-11 | 202 | 6/19/1996 | R | Mississippi | Decatur, Ga. |
| 28 | White, James | RB | 5-10 | 205 | 2/3/1992 | 6 | Wisconsin | Ft. Lauderdale, Fla. |
| 51 | Williams, Joejuan | CB | 6-3 | 212 | 12/6/1997 | R | Vanderbilt | Nashville, Tenn. |
| 52 | Winovich, Chase | DL | 6-3 | 250 | 4/19/1995 | R | Michigan | Jefferson Hills, Pa. |
| 91 | Wise Jr., Deatrich | DL | 6-5 | 275 | 7/26/1994 | 3 | Arkansas | Carrollton, Texas |
| 76 | Wynn, Isaiah | OL | 6-2 | 310 | 12/9/1995 | 2 | Georgia | St. Petersburg, Fla. |

NUMERICAL ROSTER

| # | NAME | POS |
|----|--------------------|-----|
| 2 | Brian Hoyer | QB |
| 3 | Stephen Gostkowski | K |
| 5 | Danny Eting | QB |
| 6 | Ryan Allen | P |
| 8 | James Collins Sr. | LB |
| 11 | Julian Edelman | WR |
| 12 | Tom Brady | QB |
| 13 | Phillip Dorsett | WR |
| 14 | Braxton Berrios | WR |
| 15 | Dontrelle Inman | WR |
| 17 | Damoun Patterson | WR |
| 18 | Matthew Slater | WR |
| 21 | Duron Harmon | DB |
| 22 | Obi Mellonwu | DB |
| 23 | Patrick Chung | S |
| 24 | Stephen Gilmore | CB |
| 25 | Terrence Brooks | DB |
| 26 | Sony Michel | RB |
| 27 | J.C. Jackson | DB |
| 28 | James White | RB |
| 29 | Duke Dawson Jr. | DB |
| 30 | Jason McCourt | CB |
| 31 | Jonathan Jones | DB |
| 32 | Devin McCourt | DB |
| 34 | Rex Burkhead | RB |
| 35 | Keion Crossen | DB |
| 36 | Brandon King | LB |
| 38 | Brandon Bolden | RB |
| 39 | A.J. Howard | DB |
| 43 | Nate Ebner | DB |
| 44 | Christian Sam | LB |
| 45 | Trent Harris | DL |
| 46 | James Develin | FB |
| 47 | Jakob Johnson | FB |
| 48 | Calvin Munson | LB |
| 49 | Joe Cardona | LS |
| 50 | N'Keal Harry | WR |
| 51 | Ja'Whaun Bentley | LB |
| 51 | Joejuan Williams | CB |
| 52 | Elandon Roberts | DL |
| 52 | Chase Winovich | DL |
| 53 | Kyle Van Noy | LB |
| 53 | Damien Harris | RB |
| 54 | Dont'a Hightower | LB |
| 54 | Yodny Cajuste | OL |
| 55 | John Simon | DE |
| 55 | Hjalte Froholdt | OL |
| 58 | Keionta Davis | DL |
| 58 | Jarrett Stidham | QB |
| 59 | Byron Cowart | DL |
| 60 | David Andrews | C |
| 60 | Jake Bailey | P |
| 61 | Marcus Cannon | OL |
| 61 | Ken Webster | DB |
| 62 | Joe Thuney | OL |
| 63 | Andrew Beck | TE |
| 63 | Martez Ivey | OL |
| 64 | Nick Brossette | RB |
| 65 | Ryan Davis | WR |
| 66 | James Ferentz | OL |
| 66 | Malik Gant | DB |
| 67 | Tyler Gauthier | OL |
| 68 | Terez Hall | LB |
| 69 | Shaq Mason | OL |
| 69 | Jakobi Meyers | WR |
| 70 | Adam Butler | DL |
| 70 | D'Angelo Ross | DB |
| 71 | Danny Shelton | DL |
| 71 | Tyree St. Louis | OL |
| 72 | Dan Skipper | OL |
| 72 | Gunner Olszewski | WR |
| 74 | Shilique Calhoun | LB |
| 75 | Ted Karras | OL |
| 75 | David Parry | DL |
| 76 | Isaiah Wynn | OL |
| 77 | Michael Bennett | DL |
| 77 | Cedrick Lang | OL |
| 80 | Stephen Anderson | TE |
| 81 | Lance Kendricks | TE |
| 82 | Maurice Harris | WR |
| 83 | Matt LaCosse | TE |
| 84 | Ben Watson | TE |
| 85 | Ryan Izzo | TE |
| 86 | Nick Thurman | DL |
| 88 | Demaryius Thomas | WR |
| 91 | Deatrich Wise Jr. | DL |
| 93 | Lawrence Guy | DL |
| 94 | Ufomba Kamalu | DL |
| 95 | Derek Rivers | DE |
| 98 | Mike Pennel Jr. | DL |
| | Cameron Meredith | WR |

HEAD COACH: BILL BELICHICK

ASSISTANTS: Cam Achord, Assistant Special Teams; Steve Belichick, Secondary, Safeties; Bret Bielema, Defensive Line; Moses Cabrera, Head Strength and Conditioning; Nick Caley, Tight Ends; DeMarcus Covington, Outside Linebackers; Ivan Fears, Running Backs; Joe Judge, Special Teams Coordinator/Wide Receivers; Mick Lombardi, Assistant Quarterbacks; Deron Mayo, Assistant Strength and Conditioning; Jerod Mayo, Inside Linebackers; Josh McDaniels, Offensive Coordinator/Quarterbacks; Mike Pellegrino, Cornerbacks; Cole Popovich, Assistant Running Backs; Dante Scarnecchia, Offensive Line.



2019 NUMERICAL ROSTER

August 3, 2019

| # | NAME | POS | HT | WT | AGE | YR | COLLEGE | HOW ACQ. |
|----|--------------------|-----|------|-----|-----|----|-----------------------|--------------|
| 2 | Brian Hoyer | QB | 6-2 | 216 | 33 | 11 | Michigan State | FA-17 |
| 3 | Stephen Gostkowski | K | 6-1 | 215 | 35 | 14 | Memphis | D4b-06 |
| 5 | Danny Eting | QB | 6-3 | 220 | 25 | 1 | Louisiana State | D7a-18 |
| 6 | Ryan Allen | P | 6-2 | 220 | 29 | 7 | Louisiana Tech | FA-13 |
| 8 | Jamie Collins Sr. | LB | 6-3 | 255 | 29 | 7 | Southern Mississippi | FA-19 |
| 11 | Julian Edelman | WR | 5-10 | 198 | 33 | 11 | Kent State | D7a-09 |
| 12 | Tom Brady | QB | 6-4 | 225 | 41 | 20 | Michigan | D6b-00 |
| 13 | Phillip Dorsett | WR | 5-10 | 192 | 26 | 5 | Miami (Fla.) | TR (IND)-17 |
| 14 | Braxton Berrios | WR | 5-9 | 190 | 23 | 2 | Miami (Fla.) | D6b-18 |
| 15 | Dontrelle Inman | WR | 6-3 | 205 | 30 | 6 | Virginia | FA-19 |
| 17 | Damoun Patterson | WR | 6-2 | 190 | 24 | 1 | Youngstown State | FA-18 |
| 18 | Matthew Slater | WR | 6-0 | 205 | 33 | 12 | UCLA | D5-08 |
| 21 | Duron Harmon | DB | 6-1 | 205 | 28 | 7 | Rutgers | D3b-13 |
| 22 | Obi Melifonwu | DB | 6-4 | 224 | 25 | 3 | Connecticut | FA-18 |
| 23 | Patrick Chung | S | 5-11 | 215 | 31 | 11 | Oregon | FA-14 |
| 24 | Stephon Gilmore | CB | 6-1 | 202 | 28 | 8 | South Carolina | UFA (BUF)-17 |
| 25 | Terrence Brooks | DB | 5-11 | 205 | 27 | 6 | Florida State | UFA (NYJ)-19 |
| 26 | Sony Michel | RB | 5-11 | 215 | 24 | 2 | Georgia | D1b-18 |
| 27 | J.C. Jackson | DB | 6-1 | 198 | 23 | 2 | Maryland | FA-18 |
| 28 | James White | RB | 5-10 | 205 | 27 | 6 | Wisconsin | D4b-14 |
| 29 | Duke Dawson Jr. | DB | 5-10 | 198 | 23 | 2 | Florida | D2-18 |
| 30 | Jason McCourty | CB | 5-11 | 195 | 31 | 11 | Rutgers | TR (CLE)-18 |
| 31 | Jonathan Jones | DB | 5-10 | 190 | 25 | 4 | Auburn | FA-16 |
| 32 | Devin McCourty | DB | 5-10 | 195 | 31 | 10 | Rutgers | D1-10 |
| 34 | Rex Burkhead | RB | 5-10 | 215 | 29 | 7 | Nebraska | UFA (CIN)-17 |
| 35 | Keion Crossen | DB | 5-10 | 185 | 23 | 2 | Western Carolina | D7b-18 |
| 36 | Brandon King | LB | 6-2 | 220 | 26 | 5 | Auburn | FA-15 |
| 38 | Brandon Bolden | RB | 5-11 | 220 | 29 | 8 | Mississippi | UFA (MIA)-19 |
| 39 | A.J. Howard | DB | 5-11 | 203 | 23 | 1 | Appalachian State | FA-18 |
| 43 | Nate Ebner | DB | 6-0 | 215 | 30 | 8 | Ohio State | D6-12 |
| 44 | Christian Sam | LB | 6-2 | 240 | 23 | 2 | Arizona State | D6a-18 |
| 45 | Trent Harris | DL | 6-2 | 255 | 23 | 1 | Miami (Fla.) | FA-18 |
| 46 | James Develin | FB | 6-3 | 255 | 31 | 7 | Brown | FA-12 |
| 47 | Jakob Johnson | FB | 6-3 | 255 | 24 | 1 | Tennessee | FA-19 |
| 48 | Calvin Munson | LB | 6-0 | 243 | 24 | 2 | San Diego State | FA-18 |
| 49 | Joe Cardona | LS | 6-3 | 245 | 27 | 5 | Navy | D5-15 |
| 50 | N'Keal Harry | WR | 6-4 | 225 | 21 | R | Arizona State | D1-19 |
| 51 | Ja'Whaun Bentley | LB | 6-2 | 255 | 22 | 2 | Purdue | D5-18 |
| 51 | Joejuan Williams | CB | 6-3 | 212 | 21 | R | Vanderbilt | D2-19 |
| 52 | Elandon Roberts | LB | 6-0 | 238 | 25 | 4 | Houston | D6b-16 |
| 52 | Chase Winovich | DL | 6-3 | 250 | 24 | R | Michigan | D3a-19 |
| 53 | Kyle Van Noy | LB | 6-3 | 250 | 28 | 6 | Brigham Young | TR (DET)-16 |
| 53 | Damien Harris | RB | 5-11 | 213 | 22 | R | Alabama | D3b-19 |
| 54 | Dont'a Hightower | LB | 6-3 | 260 | 29 | 8 | Alabama | D1b-12 |
| 54 | Yodny Cajuste | OL | 6-5 | 310 | 23 | R | West Virginia | D3c-19 |
| 55 | John Simon | DE | 6-2 | 260 | 28 | 7 | Ohio State | FA-18 |
| 55 | Hjalte Froholdt | OL | 6-5 | 310 | 22 | R | Arkansas | D4a-19 |
| 58 | Keionta Davis | DL | 6-4 | 280 | 25 | 3 | Tennessee-Chattanooga | FA-17 |
| 58 | Jarrett Stidham | QB | 6-3 | 215 | 22 | R | Auburn | D4b-19 |
| 59 | Byron Cowart | DL | 6-3 | 300 | 23 | R | Maryland | D5a-19 |
| 60 | David Andrews | C | 6-3 | 300 | 27 | 5 | Georgia | FA-15 |
| 60 | Jake Bailey | P | 6-2 | 205 | 22 | R | Stanford | D5b-19 |
| 61 | Marcus Cannon | OL | 6-6 | 335 | 31 | 9 | Texas Christian | D5a-11 |
| 61 | Ken Webster | DB | 5-11 | 202 | 23 | R | Mississippi | d7-19 |
| 62 | Joe Thuney | OL | 6-5 | 308 | 26 | 4 | North Carolina State | D3a-16 |
| 63 | Andrew Beck | TE | 6-3 | 255 | 23 | R | Texas | FA-19 |
| 63 | Martez Ivey | OL | 6-5 | 306 | 24 | R | Florida | FA-19 |
| 64 | Nick Brossette | RB | 6-0 | 212 | 23 | R | Louisiana State | FA-19 |
| 65 | Ryan Davis | WR | 5-9 | 188 | 22 | R | Auburn | FA-19 |
| 66 | James Ferentz | OL | 6-2 | 300 | 30 | 4 | Iowa | FA-17 |
| 66 | Malik Gant | DB | 6-2 | 203 | 22 | R | Marshall | FA-19 |
| 67 | Tyler Gauthier | OL | 6-5 | 305 | 22 | R | Miami (Fla.) | FA-19 |
| 68 | Terez Hall | LB | 6-2 | 235 | 22 | R | Missouri | FA-19 |
| 69 | Shaq Mason | OL | 6-1 | 310 | 25 | 5 | Georgia Tech | D4c-15 |
| 69 | Jakobi Meyers | WR | 6-2 | 200 | 22 | R | North Carolina State | FA-19 |
| 70 | Adam Butler | DL | 6-5 | 300 | 25 | 3 | Vanderbilt | FA-17 |
| 70 | D'Angelo Ross | DB | 5-9 | 190 | 22 | R | New Mexico | FA-19 |
| 71 | Danny Shelton | DL | 6-2 | 345 | 25 | 5 | Washington | FA-19 |
| 71 | Tyree St. Louis | OL | 6-5 | 315 | 21 | R | Miami (Fla.) | FA-19 |
| 72 | Dan Skipper | OL | 6-9 | 325 | 24 | 1 | Arkansas | FA-18 |
| 72 | Gunner Olszewski | WR | 6-0 | 190 | 22 | R | Bemidji State | FA-19 |
| 74 | Shilique Calhoun | LB | 6-4 | 260 | 27 | 4 | Michigan State | FA-19 |
| 75 | Ted Karras | OL | 6-4 | 305 | 26 | 4 | Illinois | D6c-16 |
| 75 | David Parry | DL | 6-2 | 315 | 27 | 4 | Stanford | FA-19 |
| 76 | Isaiah Wynn | OL | 6-2 | 310 | 23 | 2 | Georgia | D1a-18 |
| 77 | Michael Bennett | DL | 6-4 | 275 | 33 | 11 | Texas A&M | TR (PHI)-19 |
| 77 | Cedrick Lang | OL | 6-7 | 300 | 27 | 2 | Texas El-Paso | FA-19 |
| 80 | Stephen Anderson | TE | 6-3 | 230 | 26 | 3 | California | FA-18 |
| 81 | Lance Kendricks | TE | 6-3 | 250 | 31 | 9 | Wisconsin | FA-19 |
| 82 | Maurice Harris | WR | 6-3 | 205 | 26 | 4 | California | FA-19 |
| 83 | Matt LaCrosse | TE | 6-6 | 255 | 26 | 4 | Illinois | FA-19 |
| 84 | Ben Watson | TE | 6-3 | 255 | 38 | 16 | Gorgia | FA-19 |
| 85 | Ryan Izzo | TE | 6-5 | 255 | 23 | 2 | Florida State | D7c-18 |
| 86 | Nick Thurman | DL | 6-4 | 305 | 24 | 1 | Houston | FA-19 |
| 88 | Demaryius Thomas | WR | 6-3 | 225 | 31 | 10 | Georgia Tech | FA-19 |
| 91 | Deatrich Wise Jr. | DL | 6-5 | 275 | 25 | 3 | Arkansas | D4-17 |
| 93 | Lawrence Guy | DL | 6-4 | 315 | 29 | 9 | Arizona State | UFA (BAL)-17 |
| 94 | Ufomba Kamalu | DL | 6-6 | 295 | 26 | 3 | Miami (Fla.) | FA-18 |
| 95 | Derek Rivers | DE | 6-5 | 250 | 25 | 3 | Youngstown State | D3a-17 |
| 98 | Mike Pennel Jr. | DL | 6-4 | 330 | 28 | 6 | Colorado State-Pueblo | UFA (NYJ)-19 |
| | Cameron Meredith | WR | 6-3 | 207 | 26 | 5 | Illinois State | FA-19 |



2019 POSITIONAL ROSTER

August 3, 2019

| DEFENSE (42) | | | | | | | | |
|----------------------------|---------------------|-----|------|-----|------------|----|-----------------------|---------------------------|
| # | NAME | POS | HT | WT | BORN | YR | COLLEGE | H.S. HOMETOWN |
| DEFENSIVE LINE (15) | | | | | | | | |
| 77 | Bennett, Michael | DL | 6-4 | 275 | 11/13/1985 | 11 | Texas A&M | Houston, Texas |
| 70 | Butler, Adam | DL | 6-5 | 300 | 4/12/1994 | 3 | Vanderbilt | Duncanville, Texas |
| 59 | Cowart, Byron | DL | 6-3 | 300 | 5/20/1996 | R | Maryland | Tampa, Fla. |
| 58 | Davis, Keionta | DL | 6-4 | 280 | 3/1/1994 | 3 | Tennessee-Chattanooga | Chattanooga, Tenn. |
| 93 | Guy, Lawrence | DL | 6-4 | 315 | 3/17/1990 | 9 | Arizona State | Las Vegas, Nev. |
| 45 | Harris, Trent | DL | 6-2 | 255 | 9/17/1995 | 1 | Miami (Fla.) | Winter Park, Fla. |
| 94 | Kamalu, Ufomba | DL | 6-6 | 295 | 11/2/1992 | 3 | Miami (Fla.) | Fayetteville, Ga. |
| 75 | Parry, David | DL | 6-2 | 315 | 3/7/1992 | 4 | Stanford | Marion, Iowa |
| 98 | Pennel Jr., Mike | DL | 6-4 | 330 | 5/9/1991 | 6 | Colorado State-Pueblo | Grandview, Colo. |
| 95 | Rivers, Derek | DE | 6-5 | 250 | 5/9/1994 | 3 | Youngstown State | Kinston, N.C. |
| 71 | Shelton, Danny | DL | 6-2 | 345 | 8/20/1993 | 5 | Washington | Auburn, Wash. |
| 55 | Simon, John | DE | 6-2 | 260 | 10/14/1990 | 7 | Ohio State | Youngstown, Ohio |
| 86 | Thurman, Nick | DL | 6-4 | 305 | 6/12/1995 | 1 | Houston | Dallas, Texas |
| 52 | Winovich, Chase | DL | 6-3 | 250 | 4/19/1995 | R | Michigan | Jefferson Hills, Pa. |
| 91 | Wise Jr., Deatrich | DL | 6-5 | 275 | 7/26/1994 | 3 | Arkansas | Carrollton, Texas |
| LINEBACKER (10) | | | | | | | | |
| 51 | Bentley, Ja'Whaun | LB | 6-2 | 255 | 8/24/1996 | 2 | Purdue | Glenarden, Md. |
| 74 | Calhoun, Shillique | LB | 6-4 | 260 | 3/20/1992 | 4 | Michigan State | Middletown, N.J. |
| 8 | Collins Sr., Jamie | LB | 6-3 | 255 | 10/20/1989 | 7 | Southern Mississippi | McCall Creek, Miss. |
| 68 | Hall, Terez | LB | 6-2 | 235 | 11/18/1996 | R | Missouri | Lithonia, Ga. |
| 54 | Hightower, Dont'a | LB | 6-3 | 260 | 3/12/1990 | 8 | Alabama | Lewisburg, Tenn. |
| 36 | King, Brandon | LB | 6-2 | 220 | 6/8/1993 | 5 | Auburn | Alabaster, Ala. |
| 48 | Munson, Calvin | LB | 6-0 | 243 | 12/27/1994 | 2 | San Diego State | St. Charles, Mo. |
| 52 | Roberts, Elandon | LB | 6-0 | 238 | 4/22/1994 | 4 | Houston | Port Arthur, Texas |
| 44 | Sam, Christian | LB | 6-2 | 240 | 6/7/1996 | 2 | Arizona State | Allen, Texas |
| 53 | Van Noy, Kyle | LB | 6-3 | 250 | 3/26/1991 | 6 | Brigham Young | Reno, Nev. |
| DEFENSIVE BACK (17) | | | | | | | | |
| 25 | Brooks, Terrence | DB | 5-11 | 205 | 3/2/1992 | 6 | Florida State | Dunnellon, Fla. |
| 23 | Chung, Patrick | S | 5-11 | 215 | 8/19/1987 | 11 | Oregon | Rancho Cucamonga, Calif. |
| 35 | Crossen, Keion | DB | 5-10 | 185 | 4/17/1996 | 2 | Western Carolina | Garysburg, N.C. |
| 29 | Dawson Jr., Duke | DB | 5-10 | 198 | 10/13/1995 | 2 | Florida | Cross City, Fla. |
| 43 | Ebner, Nate | DB | 6-0 | 215 | 12/14/1988 | 8 | Ohio State | Dublin, Ohio |
| 66 | Gant, Malik | DB | 6-2 | 203 | 5/29/1997 | R | Marshall | Washington, D.C. |
| 24 | Gilmore, Stephon | CB | 6-1 | 202 | 9/19/1990 | 8 | South Carolina | Rock Hill, S.C. |
| 21 | Harmon, Duron | DB | 6-1 | 205 | 1/24/1991 | 7 | Rutgers | Magnolia, Del. |
| 39 | Howard, A.J. | DB | 5-11 | 203 | 12/23/1995 | 1 | Appalachian State | Hamilton, Ga. |
| 27 | Jackson, J.C. | DB | 6-1 | 198 | 11/17/1995 | 2 | Maryland | Immokalee, Fla. |
| 31 | Jones, Jonathan | DB | 5-10 | 190 | 9/20/1993 | 4 | Auburn | Carrollton, Ga. |
| 32 | McCourty, Devin | DB | 5-10 | 195 | 8/13/1987 | 10 | Rutgers | Nyack, N.Y. |
| 30 | McCourty, Jason | CB | 5-11 | 195 | 8/13/1987 | 11 | Rutgers | Nyack, N.Y. |
| 22 | Melifonwu, Obi | DB | 6-4 | 224 | 4/5/1994 | 3 | Connecticut | Grafton, Mass. |
| 70 | Ross, D'Angelo | DB | 5-9 | 190 | 10/29/1996 | R | New Mexico | La Puente, Calif. |
| 61 | Webster, Ken | DB | 5-11 | 202 | 6/19/1996 | R | Mississippi | Decatur, Ga. |
| 51 | Williams, Joejuan | CB | 6-3 | 212 | 12/6/1997 | R | Vanderbilt | Nashville, Tenn. |
| OFFENSE (45) | | | | | | | | |
| # | NAME | POS | HT | WT | BORN | YR | COLLEGE | H.S. HOMETOWN |
| OFFENSIVE LINE (14) | | | | | | | | |
| 60 | Andrews, David | C | 6-3 | 300 | 7/10/1992 | 5 | Georgia | Johns Creek, Ga. |
| 61 | Cannon, Marcus | OL | 6-6 | 335 | 5/6/1988 | 9 | Texas Christian | Odessa, Texas |
| 54 | Cajuste, Yodny | OL | 6-5 | 310 | 2/21/1996 | R | West Virginia | Miami, Fla. |
| 66 | Ferentz, James | OL | 6-2 | 300 | 6/5/1989 | 4 | Iowa | Iowa City, Iowa |
| 55 | Froholdt, Hjalte | OL | 6-5 | 310 | 8/20/1996 | R | Arkansas | Bradenton, Fla. |
| 67 | Gauthier, Tyler | OL | 6-5 | 305 | 6/29/1997 | R | Miami (Fla.) | Venice, Fla. |
| 63 | Ivey, Martez | OL | 6-5 | 306 | 7/25/1995 | R | Florida | Apopka, Fla. |
| 75 | Karras, Ted | OL | 6-4 | 305 | 3/15/1993 | 4 | Illinois | Indianapolis, Ind. |
| 77 | Lang, Cedrick | OL | 6-7 | 300 | 5/12/1992 | 2 | Texas El Paso | Sioux Falls, S.D. |
| 69 | Mason, Shaq | OL | 6-1 | 310 | 8/28/1993 | 5 | Georgia Tech | Columbia, Tenn. |
| 71 | St. Louis, Tyree | OL | 6-5 | 315 | 8/5/1997 | R | Miami (Fla.) | Tampa, Fla. |
| 72 | Skipper, Dan | OL | 6-9 | 325 | 9/20/1994 | 1 | Arkansas | Arvada, Colo. |
| 62 | Thuney, Joe | OL | 6-5 | 308 | 11/18/1992 | 4 | North Carolina State | Centerville, Ohio |
| 76 | Wynn, Isaiah | OL | 6-2 | 310 | 12/9/1995 | 2 | Georgia | St. Petersburg, Fla. |
| QUARTERBACK (4) | | | | | | | | |
| 12 | Brady, Tom | QB | 6-4 | 225 | 8/3/1977 | 20 | Michigan | San Mateo, Calif. |
| 5 | Eting, Danny | QB | 6-3 | 220 | 7/22/1994 | 1 | Louisiana State | Terre haute, Ind. |
| 2 | Hoyer, Brian | QB | 6-2 | 216 | 10/13/1985 | 11 | Michigan State | North Olmsted, Ohio |
| 58 | Stidham, Jarrett | QB | 6-3 | 215 | 8/8/1996 | R | Auburn | Stephenville, Texas |
| WIDE RECEIVER (13) | | | | | | | | |
| 14 | Berrios, Braxton | WR | 5-9 | 190 | 10/6/1995 | 2 | Miami (Fla.) | Raleigh, N.C. |
| 65 | Davis, Ryan | WR | 5-9 | 188 | 4/12/1997 | R | Auburn | St. Petersburg, Fla. |
| 13 | Dorsett, Phillip | WR | 5-10 | 192 | 1/5/1993 | 5 | Miami (Fla.) | Ft. Lauderdale, Fla. |
| 11 | Edelman, Julian | WR | 5-10 | 198 | 5/22/1986 | 11 | Kent State | Redwood City, Calif. |
| 82 | Harris, Maurice | WR | 6-3 | 205 | 11/11/1992 | 4 | California | Greensboro, N.C. |
| 50 | Harry, N'Keal | WR | 6-4 | 225 | 12/17/1997 | R | Arizona State | Chandler, Ariz. |
| 15 | Inman, Dontrelle | WR | 6-3 | 205 | 1/31/1989 | 6 | Virginia | Batesburg-Leesville, S.C. |
| | Meredith, Cameron | WR | 6-3 | 207 | 9/21/1992 | 5 | Illinois State | Westchester, Ill. |
| 69 | Meyers, Jakobi | WR | 6-2 | 200 | 11/9/1996 | R | North Carolina State | Lithonia, Ga. |
| 72 | Olsewski, Gunner | WR | 6-0 | 190 | 11/26/1996 | R | Bermidji State | Alvin, Texas |
| 17 | Patterson, Damoun | WR | 6-2 | 190 | 9/16/1994 | 1 | Youngstown State | Orlando, Fla. |
| 18 | Slater, Matthew | WR | 6-0 | 205 | 9/9/1985 | 12 | UCLA | Anaheim, Calif. |
| 88 | Thomas, Demaryius | WR | 6-3 | 225 | 12/25/1987 | 10 | Georgia Tech | Montrose, Ga. |
| RUNNING BACK (8) | | | | | | | | |
| 38 | Bolden, Brandon | RB | 5-11 | 220 | 1/26/1990 | 8 | Mississippi | Baton Rouge, La. |
| 64 | Brossette, Nick | RB | 6-0 | 212 | 3/2/1996 | R | Louisiana State | Baton Rouge, La. |
| 34 | Burkhead, Rex | RB | 5-10 | 215 | 7/2/1990 | 7 | Nebraska | Plano, Texas |
| 46 | Develin, James | FB | 6-3 | 255 | 7/23/1988 | 7 | Brown | Gilbertsville, Pa. |
| 53 | Harris, Damien | RB | 5-11 | 213 | 2/11/1997 | R | Alabama | Richmond, Ky. |
| 47 | Johnson, Jakob | FB | 6-3 | 255 | 12/15/1994 | 1 | Tennessee | Stuttgart, Germany |
| 26 | Michel, Sony | RB | 5-11 | 215 | 2/17/1995 | 2 | Georgia | Plantation, Fla. |
| 28 | White, James | RB | 5-10 | 205 | 2/3/1992 | 6 | Wisconsin | Ft. Lauderdale, Fla. |
| TIGHT END (6) | | | | | | | | |
| 80 | Anderson, Stephen | TE | 6-3 | 230 | 1/30/1993 | 3 | California | San Jose, Calif. |
| 63 | Beck, Andrew | TE | 6-3 | 255 | 5/15/1996 | R | Texas | Tampa, Fla. |
| 85 | Izzo, Ryan | TE | 6-5 | 255 | 12/21/1995 | 2 | Florida State | Sparta, N.J. |
| 81 | Kendricks, Lance | TE | 6-3 | 250 | 1/30/1988 | 9 | Wisconsin | Milwaukee, Wis. |
| 83 | LaCrosse, Matt | TE | 6-6 | 255 | 9/21/1992 | 4 | Illinois | Naperville, Ill. |
| 84 | Watson, Ben | TE | 6-3 | 255 | 12/18/1980 | 16 | Georgia | Rock Hill, S.C. |
| SPECIALISTS (4) | | | | | | | | |
| # | NAME | POS | HT | WT | BORN | YR | COLLEGE | H.S. HOMETOWN |
| SPECIALISTS (4) | | | | | | | | |
| 6 | Allen, Ryan | P | 6-2 | 220 | 2/28/1990 | 7 | Louisiana Tech | Salem, Ore. |
| 60 | Bailey, Jake | P | 6-2 | 205 | 6/18/1997 | R | Stanford | |
| 49 | Cardona, Joe | LS | 6-3 | 245 | 4/16/1992 | 5 | Navy | El Cajon, Calif. |
| 3 | Gostkowski, Stephen | K | 6-1 | 215 | 1/28/1984 | 14 | Memphis | Madison, Miss. |



HOW THE PATRIOTS WERE BUILT

UPDATED: August 3, 2019

| YEAR | <u>DRAFTEES (35)</u> | <u>VETERAN FREE AGENTS (24)</u> | <u>WAIVERS (0) / TRADES (5)</u> | <u>ROOKIE AND FIRST-YEAR FREE AGENTS (27)</u> |
|------|---|--|---|---|
| 2000 | Tom Brady (6b) | | | |
| 2006 | Stephen Gostkowski (4b) | | | |
| 2008 | Matthew Slater (5) | | | |
| 2009 | Julian Edelman (7a) | | | |
| 2010 | Devin McCourty (1) | | | |
| 2011 | Marcus Cannon (5a) | | | |
| 2012 | Dont'a Hightower (1b) Nate Ebner (6) | | | James Develin (fa) (CIN) |
| 2013 | Duron Harmon (3b) | | | Ryan Allen (fa) |
| 2014 | James White (4b) | Patrick Chung (2) (NE) | | |
| 2015 | Shaq Mason (4c) Joe Cardona (5) | | | David Andrews (fa) Brandon King (fa) |
| 2016 | Joe Thuney (3a) Elandon Roberts (6b) Ted Karras (6c) | | Kyle Van Noy (2) (tr-DET) | Jonathan Jones (fa) |
| 2017 | Derek Rivers (3a) Deatrich Wise Jr. (4) | Rex Burkhead (6) (CIN) Stephon Gilmore (1) (BUF) Lawrence Guy (7) (GB) Brian Hoyer (fa) (NE) | Phillip Dorsett (1) (tr-IND) | Adam Butler (fa) Keionta Davis (fa) |
| 2018 | Isaiah Wynn (1a) Sony Michel (1b) Duke Dawson Jr. (2) Ja'Whaun Bentley (5) Christian Sam (6a) Braxton Berrios (6b) Keion Crossen (7b) Ryan Izzo (7c) | Stephen Anderson (fa) (HOU) James Ferentz (fa) (HOU) Ufomba Kamalu (fa) (HOU) Obi Melifonwu (2) (OAK) John Simon (4) (BAL) | Jason McCourty (6) (tr-CLE) Danny Shelton (1) (tr-CLE) | J.C. Jackson (fa) |
| 2019 | N'Keal Harry (1) Joejuan Williams (2) Chase Winovich (3a) Damien Harris (3b) Yodny Cajuste (3c) Hjalte Froholdt (4a) Jarrett Stidham (4b) Byron Cowart (5a) Jake Bailey (5b) Ken Webster (7) | Brandon Bolden (fa) (NE) Terrence Brooks (3) (BAL) Shilique Calhoun (3) (OAK) Jamie Collins Sr. (2) (NE) Maurice Harris (fa) (WAS) Dontrelle Inman (fa) (JAC) Matt LaCrosse (fa) (NYG) Lance Kendricks (2) (LAR) Cedrick Lang (fa) (NYG) Cameron Meredith (fa) (CHI) David Parry (5) (IND) Mike Pennel Jr. (fa) (GB) Demaryius Thomas (1) (DEN) Ben Watson (1) (NE) | Michael Bennett (fa) (tr-PHI) | Andrew Beck (fa) Nick Brossette (fa) Ryan Davis (fa) Danny Eting (7a) Malik Gant (fa) Tyler Gauthier (fa) Terez Hall (fa) Trent Harris (fa) A.J. Howard (fa) (ARI) Martez Ivey (fa) Jakob Johnson (fa) Jakobi Meyers (fa) Calvin Munson (fa) (NYG) Gunner Olszewski (fa) Damoun Patterson (fa) (PIT) D'Angelo Ross (fa) Tyree St. Louis (fa) Dan Skipper (fa) (DAL) Nick Thurman (fa) (HOU) |

NOTE: Team in parenthesis is the player's original team

(#) – indicates round drafted

(fa) – indicates non-drafted free agents

UNOFFICIAL DEPTH CHART

Unofficial depth chart compiled by Patriots media relations

| OFFENSE | | | |
|------------|--------------------|---|---|
| WR: | 13 Phillip Dorsett | 88 Demaryius Thomas Cameron Meredith | 82 Maurice Harris 17 Damoun Patterson |
| | | | 18 Matthew Slater <u>72 Gunner Olszewski</u> |
| LT: | 76 Isaiah Wynn | 72 Dan Skipper | 77 Cedrick Lang <u>71 Tyree St. Louis</u> |
| | | | <u>54 Yodny Cajuste</u> <u>63 Martez Ivey</u> |
| LG: | 62 Joe Thuney | 75 Ted Karras | 66 James Ferentz <u>67 Tyler Gauthier</u> |
| C: | 60 David Andrews | 75 Ted Karras | 66 James Ferentz |
| RG: | 69 Shaq Mason | 75 Ted Karras | <u>55 Hjalte Froholdt</u> |
| RT: | 61 Marcus Cannon | 72 Dan Skipper | 77 Cedrick Lang |
| TE: | 84 Ben Watson | 83 Matt LaCosse | 80 Stephen Anderson 85 Ryan Izzo |
| | | | 81 Lance Kendricks <u>63 Andrew Beck</u> |
| WR: | 11 Julian Edelman | 15 Dontrelle Inman | 14 Braxton Berrios <u>69 Jakobi Meyers</u> |
| | | | <u>50 N'Keal Harry</u> <u>65 Ryan Davis</u> |
| QB: | 12 Tom Brady | 2 Brian Hoyer | 5 Danny Etling <u>58 Jarrett Stidham</u> |
| RB: | 26 Sony Michel | 46 James Develin (FB) | <u>53 Damien Harris</u> <u>47 Jakob Johnson (FB)</u> |
| RB: | 28 James White | 34 Rex Burkhead | 38 Brandon Bolden <u>64 Nick Brossette</u> |

| DEFENSE | | | |
|-------------|----------------------|---------------------|---|
| LE: | 91 Deatrich Wise Jr. | 58 Keionta Davis | 45 Trent Harris <u>52 Chase Winovich</u> |
| DT: | 93 Lawrence Guy | 71 Danny Shelton | 75 David Parry <u>59 Byron Cowart</u> |
| DT: | 98 Mike Pennel Jr. | 70 Adam Butler | 94 Ufomba Kamalu |
| RE: | 77 Michael Bennett | 55 John Simon | 95 Derek Rivers 86 Nick Thurman |
| LB: | 54 Dont'a Hightower | 8 Jamie Cillins Sr. | 36 Brandon King 74 Shilique Calhoun |
| LB: | 52 Elandon Roberts | 51 Ja'Whaun Bentley | 48 Calvin Munson |
| LB: | 53 Kyle Van Noy | 44 Christian Sam | <u>68 Terez Hall</u> |
| RCB: | 24 Stephon Gilmore | 31 Jonathan Jones | 22 Obi Melifonwu <u>51 Joejuan Williams</u> <u>70 D'Angelo Ross</u> |
| LCB: | 30 Jason McCourty | 27 J.C. Jackson | 35 Keion Crossen <u>61 Ken Webster</u> |
| S: | 23 Patrick Chung | 21 Duron Harmon | 25 Terrence Brooks <u>66 Malik Gant</u> |
| S: | 32 Devin McCourty | 43 Nate Ebner | 29 Duke Dawson Jr. 39 A.J. Howard |

| SPECIAL TEAMS | | | |
|---------------|----------------------|-----------------------|--------------------|
| K: | 3 Stephen Gostkowski | | |
| P: | 6 Ryan Allen | <u>60 Jake Bailey</u> | |
| H: | 6 Ryan Allen | <u>60 Jake Bailey</u> | |
| PR: | 11 Julian Edelman | 23 Patrick Chung | 14 Braxton Berrios |
| KR: | 26 Sony Michel | 18 Matthew Slater | |
| LS: | 49 Joe Cardona | | |

| PRONUNCIATION GUIDE | | | |
|---------------------|---------------------|-------------------|-------------------------|
| Ja'Whaun Bentley | ja-WHAN | Jakob Johnson | YAH-kob |
| Braxton Berrios | beh-REE-ohs | Ufomba Kamalu | ooh-FOM-ba ka-MA-lu |
| Nick Brossette | bro-SET | Ted Karras | CARE-us |
| Yodny Cojuste | YAHd-nee-kuh-JUST | Matt LaCosse | la-COSS |
| Shilique Calhoun | sha-LEEK cal-HOON | Obi Melifonwu | oh-BEE mell-uf-FAWN-woo |
| Joe Cardona | car-DOAN-a | Sony Michel | SO-nee mih-SHELL |
| Byron Cowart | COW-ert | Gunner Olszewski | O-sheh-ski |
| Keionta Davis | KEY-on-tay | Damoun Patterson | DAY-mawn |
| Phillip Dorsett | door-SET | Mike Pennel Jr. | puh-NELL |
| James Ferentz | FAIR-ins | Elandon Roberts | EE-lan-don |
| Hjalte Froholdt | YELL-duh FROH-holdt | Jarrett Stidham | STID-um |
| Malik Gant | mah-LEEK | Tyree St. Louis | tie-REE |
| Tyler Gauthier | GOTH-year | Demaryius Thomas | du-MARE-ee-us |
| Stephon Gilmore | steph-AHN | Joe Thuney | TOO-nee |
| Stephen Gostkowski | gost-COW-ski | Joejuan Williams | joe-WAHN |
| Damien Harris | day-MEE-en | Chase Winovich | WIN-o-vich |
| N'Keal Harry | nuh-KEEL | Deatrich Wise Jr. | DEE-tritch |
| Dont'a Hightower | don-TAY | Isaiah Wynn | eye-ZAY-ah WIN |



2019 TRANSACTIONS

UPDATED: August 3, 2019

FEBRUARY 2019

| | | |
|----------|-------------------|-----------------------------|
| 2/5/2019 | Croston, Cole | Signed to a future contract |
| 2/5/2019 | Eldrenkamp, Jake | Signed to a future contract |
| 2/5/2019 | Eting, Danny | Signed to a future contract |
| 2/5/2019 | Harris, Trent | Signed to a future contract |
| 2/5/2019 | Herron, Frank | Signed to a future contract |
| 2/5/2019 | Howard, A.J. | Signed to a future contract |
| 2/5/2019 | Mathews, Ryker | Signed to a future contract |
| 2/5/2019 | Munson, Calvin | Signed to a future contract |
| 2/5/2019 | Parry, David | Signed to a future contract |
| 2/5/2019 | Patterson, Damoun | Signed to a future contract |
| 2/5/2019 | Skipper, Dan | Signed to a future contract |

MARCH 2019

| | | |
|-----------|------------------|-----------------------------------|
| 3/4/2019 | Allen, Dwayne | Released |
| 3/4/2019 | Andrews, Darren | Released |
| 3/14/2019 | Bennett, Michael | Acquired Via Trade (Philadelphia) |
| 3/14/2019 | Bolden, Brandon | Signed |
| 3/14/2019 | McCourty, Jason | Re-signed |
| 3/15/2019 | Brooks, Terrence | Signed |
| 3/15/2019 | Ellington, Bruce | Signed |
| 3/15/2019 | Harris, Maurice | Signed |
| 3/15/2019 | LaCosse, Matt | Signed |
| 3/15/2019 | Pennel Jr., Mike | Signed |
| 3/15/2019 | Simon, John | Re-signed |
| 3/15/2019 | Clayborn, Adrian | Released |
| 3/19/2019 | Dorsett, Phillip | Re-signed |
| 3/22/2019 | Allen, Ryan | Re-signed |
| 3/24/2019 | Gronkowski, Rob | Announced his retirement |

APRIL 2019

| | | |
|-----------|--------------------------|-------------------|
| 4/1/2019 | Lang, Cedrick | Signed |
| 4/8/2019 | Johnson, Jakob | Signed |
| 4/10/2019 | Gostkowski, Stephen | Re-signed |
| 4/10/2019 | Seferian-Jenkins, Austin | Signed |
| 4/16/2019 | Jones, Jonathan | Re-signed |
| 4/16/2019 | Thomas, Demaryius | Signed |
| 4/25/2019 | Harry, N'Keal | Drafted |
| 4/26/2019 | Williams, Joejuan | Drafted |
| 4/26/2019 | Winovich, Chase | Drafted |
| 4/26/2019 | Harris, Damien | Drafted |
| 4/26/2019 | Cajuste, Yodny | Drafted |
| 4/27/2019 | Froholdt, Hjalte | Drafted |
| 4/27/2019 | Stidham, Jarrett | Drafted |
| 4/27/2019 | Cowart, Byron | Drafted |
| 4/27/2019 | Bailey, Jake | Drafted |
| 4/27/2019 | Webster, Ken | Drafted |
| 4/29/2019 | Hollister, Jacob | Traded to Seattle |

MAY 2019

| | | |
|-----------|--------------------|---------------------|
| 5/2/2019 | Anderson, Calvin | Signed |
| 5/2/2019 | Beck, Andrew | Signed |
| 5/2/2019 | Brossette, Nick | Signed |
| 5/2/2019 | Calhoun, Shilique | Signed |
| 5/2/2019 | Davis, Ryan | Signed |
| 5/2/2019 | Gant, Malik | Signed |
| 5/2/2019 | Gauthier, Tyler | Signed |
| 5/2/2019 | Hall, Terez | Signed |
| 5/2/2019 | Meyers, Jakobi | Signed |
| 5/2/2019 | Koss, D'Angelo | Signed |
| 5/2/2019 | St. Louis, Yree | Signed |
| 5/2/2019 | Thurman, Nick | Signed |
| 5/2/2019 | Mathews, Ryker | Released |
| 5/6/2019 | Ubosi, Xavier | Signed |
| 5/8/2019 | Ellington, Bruce | Released |
| 5/10/2019 | Watson, Ben | Signed |
| 5/10/2019 | Bailey, Jake | Signed/Draft Choice |
| 5/10/2019 | Cajuste, Yodny | Signed/Draft Choice |
| 5/10/2019 | Cowart, Byron | Signed/Draft Choice |
| 5/10/2019 | Froholdt, Hjalte | Signed/Draft Choice |
| 5/10/2019 | Stidham, Jarrett | Signed/Draft Choice |
| 5/10/2019 | Webster, Ken | Signed/Draft Choice |
| 5/10/2019 | Williams, Joejuan | Signed/Draft Choice |
| 5/13/2019 | Inman, Dontrelle | Signed |
| 5/13/2019 | Veldheer, Jared | Signed |
| 5/13/2019 | Anderson, Calvin | Released |
| 5/13/2019 | Ubosi, Xavier | Released |
| 5/15/2019 | Harry, N'Keal | Signed/Draft Choice |
| 5/16/2019 | Collins Sr., Jamie | Signed |
| 5/16/2019 | Herron, Frank | Released |
| 5/20/2019 | Shelton, Danny | Signed |
| 5/20/2019 | Eldrenkamp, Jake | Released |
| 5/21/2019 | Veldheer, Jared | Reserve/Retired |
| 5/23/2019 | Olszewski, Gunner | Signed |

JUNE 2019

| | | |
|----------|--------------------------|---------------------|
| 6/4/2019 | Seferian-Jenkins, Austin | Released |
| 6/4/2019 | Winovich, Chase | Signed/Draft Choice |
| 6/5/2019 | Harris, Damien | Signed/Draft Choice |

JULY 2019

| | | |
|-----------|------------------|-----------------|
| 7/24/2019 | Kendricks, Lance | Signed |
| 7/24/2019 | Schwenke, Brian | Reserve/Retired |
| 7/26/2019 | Dielman, J.J. | Signed |
| 7/29/2019 | Dielman, J.J. | Reserve/Retired |
| 7/30/2019 | Ivey, Martez | Signed |

AUGUST 2019

| | | |
|----------|-------------------|--------|
| 8/2/2019 | Meredith, Cameron | Signed |
|----------|-------------------|--------|



PATRIOTS AT DETROIT LIONS

SERIES HISTORY

The New England Patriots will face the Detroit Lions in the preseason for the 10th time in team history and for the seventh time in Detroit. It will also be the fourth straight preseason game against the Lions that will be played at Ford Field. Overall, the Lions are 6-3 against the Patriots in pre-season games. The two teams are scheduled for three joint practice sessions prior to the preseason game.

The Patriots and Lions met in Week 3 of the 2018 season in a 26-10 victory by Detroit at Ford Field on Sept. 23, 2018. The Patriots lead the all-time regular season series by a 7-5 margin.

On Nov. 23, 2000, Patriots quarterback Tom Brady made his NFL debut against the Lions in a 34-9 Detroit win at the Pontiac Silverdome on Thanksgiving Day. Brady entered the game late in the fourth quarter and completed one-of-three passes for 6 yards.

REGULAR SEASON • PATRIOTS 7, LIONS 5

| DATE | RESULT | SCORE | H/A | STADIUM |
|----------|--------|----------|-----|--------------------|
| 10/26/71 | L | 7-34 | H | Schaefer Stadium |
| 10/10/76 | L | 10-30 | A | Pontiac Silverdome |
| 10/07/79 | W | 24-17 | H | Schaefer Stadium |
| 12/08/85 | W | 23-6 | H | Sullivan Stadium |
| 09/12/93 | L | 16-19 ot | H | Foxboro Stadium |
| 09/25/94 | W | 23-17 | A | Pontiac Silverdome |
| 11/23/00 | L | 9-34 | A | Pontiac Silverdome |
| 11/28/02 | W | 20-12 | A | Ford Field* |
| 12/03/06 | W | 28-21 | H | Gillette Stadium |
| 11/25/10 | W | 45-24 | A | Ford Field* |
| 11/23/14 | W | 34-9 | H | Gillette Stadium |
| 09/23/18 | L | 10-26 | A | Ford Field |

*Thanksgiving

PRESEASON • LIONS 6, PATRIOTS 3

| DATE | RESULT | SCORE | H/A | STADIUM |
|----------|--------|-------|-----|--------------------|
| 8/25/69 | L | 9-22 | A | Played in Montreal |
| 09/10/72 | W | 34-30 | H | Schaefer Stadium |
| 09/07/73 | L | 21-34 | A | Pontiac Silverdome |
| 08/22/92 | L | 9-42 | A | Pontiac Silverdome |
| 08/04/95 | L | 17-30 | H | Foxboro Stadium |
| 08/04/00 | W | 13-10 | A | Pontiac Silverdome |
| 08/27/11 | L | 10-34 | A | Ford Field |
| 08/22/13 | L | 9-40 | A | Ford Field |
| 08/25/17 | W | 30-28 | A | Ford Field |

TALE OF THE TAPE

| 2018 Regular Season | New England | Detroit |
|--------------------------|-------------|------------|
| Record | 11-5 | 6-10 |
| Divisional Standings | 1st | 4th |
| Total Yards Gained | 6,295 | 5,236 |
| Total Offense (Rank) | 393.4 (5) | 327.3 (24) |
| Rush Offense | 127.3 (5) | 103.8 (23) |
| Pass Offense | 266.1 (8) | 223.5 (20) |
| Points Per Game | 27.3 (4) | 20.3 (25) |
| Total Yards Allowed | 5,746 | 5,360 |
| Total Defense | 359.1 (21) | 335.0 (10) |
| Rush Defense | 112.7 (11) | 110.1 (10) |
| Pass Defense | 246.4 (22) | 224.9 (8) |
| Points Allowed/Game | 20.3 (7) | 22.5 (16t) |
| Possession Avg. | 31:05 | 31:24 |
| Sacks Allowed/Yards Lost | 21/147 | 41/268 |
| Sacks Made/Yards | 30/238 | 43/298 |
| Passing TD/Int (off.) | 29/11 | 22/12 |
| Passing TD/Int (def.) | 29/18 | 29/7 |
| Total Touchdowns | 51 | 35 |
| Penalties Against/Yards | 93/744 | 94/852 |
| Punts/Avg. | 64/45.1 | 74/44.7 |
| Field Goals Made/Att. | 27/32 | 28/32 |
| Takeaway/Giveaway Ratio | +10 (5) | -5 (23t) |

SERIES TRENDS

| | |
|-----------------------------------|-----|
| Overall Regular-Season Record | 7-5 |
| Overall at Home | 4-2 |
| Schaefer/Sullivan/Foxboro Stadium | 2-2 |
| Gillette Stadium | 2-0 |
| Overall on Road | 3-3 |
| Pontiac Silverdome | 1-2 |
| Ford Field | 2-1 |

LAST REGULAR-SEASON MEETING: LIONS 26, PATRIOTS 10

SEPTEMBER 23, 2018 • FORD FIELD

| | 1 | 2 | 3 | 4 | Final |
|----------------------|---|----|---|---|-------|
| New England Patriots | 0 | 3 | 7 | 0 | 10 |
| Detroit Lions | 3 | 10 | 7 | 6 | 26 |

SCORING SUMMARY

First Quarter:

DET: M.Prater 38 yd. Field Goal (12-65, 7:37)

Second Quarter

DET: K.Golladay 4 yd. pass from M.Stafford (M.Prater kick) (9-60, 5:41)

DET: M.Prater 25 yd. Field Goal (14-71, 7:28)

NE: S.Gostkowski 36 yd. Field Goal (11-57, 4:18)

Third Quarter

NE: J.White 10 yd. pass from T.Brady (S.Gostkowski kick) (7-52, 3:31)

DET: M.Jones 33 yd. pass from M.Stafford (M.Prater kick) (10-75, 6:18)

Fourth Quarter

DET: M.Prater 32 yd. Field Goal (8-61, 4:14)

DET: M.Prater 30 yd. Field Goal (4-1, 1:20)

TEAM STATISTICS

| | NE | DET |
|----------------------------|---------|---------|
| First Downs | 12 | 25 |
| Rushes-Yds (Net) | 19-89 | 33-159 |
| Passing Yds (Net) | 120 | 255 |
| Passes Comp-Att-Int | 26-14-1 | 36-27-1 |
| Total Offense Plays-Yds | 47-209 | 70-414 |
| Fumble Returns-Yards | 0-0 | 1-0 |
| Punt Returns-Yards | 0-0 | 3-28 |
| Kickoff Returns-Yards | 5-131 | 0-0 |
| Interception Returns-Yards | 1-0 | 1-19 |
| Punts (Number-Avg) | 5-43.4 | 2-45.0 |
| Fumbles-Lost | 0-0 | 1-0 |
| Penalties-Yards | 5-38 | 6-70 |
| Possession Time | 20:45 | 39:15 |
| Third-Down Conversions | 2-9 | 7-14 |
| Fourth-Down Conversions | 0-1 | 0-0 |
| Red-Zone Scores-Chances | 1-2 | 1-4 |
| Sacks By: Number-Yards | 2-13 | 1-7 |
| Attendance: 61,769 | | |

RUSHING: NE-S.Michel 14-50, J.White 4-37, T.Brady 1-2.

DET-K.Johnson 16-101, L.Blount 16-48, M.Stafford 1-10.

PASSING: NE-T.Brady 26-14-133 1 TD/1INT.

DET-M.Stafford 36-27-262 2 TDs/1 INT.

RECEIVING: NE-R.Gronkowski 4-51, C.Hogan 3-31, J.White 3-14, R.Burkhead 2-26, C.Patterson 1-12, S.Michel 1-(-1).

DET-G.Tate 6-69, K.Golladay 6-53, M.Jones 4-69, T.Riddick 3-36, L.Blount 2-17, L.Wilson 2-10, K.Johnson 2-9, T. Jones 1-4, N.Bellore 1-(-5).



PATRIOTS AT DETROIT LIONS

CONNECTIONS

NEW ENGLAND TIES

- Lions **head coach Matt Patricia** earned his master's degree from the University of Massachusetts. He also coached the defensive line at Amherst from 1999-2000.
- Lions **executive vice president and general manager Bob Quinn** is from Norwood, Mass. and earned both his undergraduate and master's degrees from UConn.
- Lions **OL Jamil Demby** played collegiately at the University of Maine from 2014-17.
- Lions **defensive coordinator Paul Pasqualoni** hails from Cheshire, Conn. and began his coaching career at Cheshire High School (1972-75). He also worked at Southern Connecticut State as an assistant coach and defensive coordinator from 1976-1981 and worked as the head coach at Western Connecticut State (1982-86) and Connecticut (2011-13). Before joining the Lions, Pasqualoni worked as the defensive line coach at Boston College from 2016-17.
- Lions **special teams coordinator John Bonamego** was an assistant coach at the University of Maine from 1988-91.
- Lions **director of football research David Corrao** worked as the tight ends coach at Northeastern in 2004.
- Lions **linebackers coach Al Golden** was the linebackers coach at Boston College from 1997-99.
- Lions **offensive assistant and quality control coach Brian Piacucci** is from Leominster, Mass. and coached at Southern Connecticut State, UMass, Northeastern, Central Connecticut State, Becker College and Maine in a variety of roles before joining the Lions in 2018.
- Lions **quarterbacks coach Sean Ryan** coached as a graduate assistant and wide receivers coach for Boston College from 2001-02 and running backs coach/ recruiting director for Harvard in 2006. Ryan also worked as a wide receivers/ quarterbacks coach for the Houston Texans from 2016-2018, where he worked with former Patriots offensive assistant/ coordinator Bill O'Brien (2007-2011) and defensive coordinator Romeo Crennel (2001-04).
- Lions **tight ends coach Chris White** is from Groveland, Mass., played quarterback at Colby College in Maine, was quarterbacks coach at Holy Cross in 1993 and director of football research and special projects at Connecticut in 2017.

MICHIGAN TIES

- Patriots **QB Tom Brady** played for the University of Michigan from 1996-99. He threw for 4,773 yards and 30 touchdowns and was part of the 1997 Rose Bowl team.
- Patriots **QB Brian Hoyer** played for Michigan State from 2005-08, notching 35 touchdowns and 6,159 yards.
- Patriots **DL Chase Winovich** played for the University of Michigan from 2015-2018. He recorded 166 tackles and 18.5 sacks as a Wolverine.
- Patriots **LB Shilique Calhoun** played for Michigan State from 2012-15. He recorded 131 tackles and 27.0 sacks.

CONNECTIONS

FORMER PATRIOTS

- Lions **head coach Matt Patricia** coached for 14 seasons in New England. He started in 2004 as a coaching assistant before moving to assistant offensive line coach in 2005. He then coached the linebackers from 2006-10 before becoming safeties coach in 2011. He ended his tenure in New England as the defensive coordinator from 2012-17.
- Lions **executive vice president and general manager Bob Quinn** spent 16 years (2000-2015) with the Patriots scouting department, most recently working as Director of Pro Scouting from 2012-15 before joining the Lions.
- Lions **defensive line coach Bo Davis** coached the defensive line at Alabama from 2008-10 while Patriots LB Dont'a Hightower played for the Crimson Tide. The duo won the 2009 National Title.
- Lions **WR Danny Amendola** played for the Patriots from 2013-17, winning a pair of Super Bowls. During his time in New England, Amendola caught 230 passes for 2,383 yards and 12 touchdowns in 69 regular-season games.
- Lions **DB Justin Coleman** played for New England from 2015-16. Coleman started 3 games in two seasons, recording 29 tackles and one fumble recovery.
- Lions **DE Trey Flowers** was drafted by the Patriots in the fourth round of the 2015 NFL Draft (101st Overall). Flowers spent the 2015-18 seasons as a Patriot, recording a total of 164 tackles, 21.0 sacks, and five forced fumbles.
- Lions **DT Darius Kilgo** played for the Patriots for nine games in 2016, recording five total tackles.
- The Patriots drafted Lions **S Tavon Wilson** in the second round (48th overall) of the 2012 NFL Draft. Wilson played in New England from 2012-15, recording five interceptions, 11 passes defended and 79 total tackles.
- Lions **offensive line coach Jeff Davidson** worked for the Patriots from 1997-2004 as a tight ends and offensive line coach.
- Lions **defensive assistant Steve Gregory** played defensive back for the Patriots from 2012-13.
- Lions **head strength and conditioning coach Harold Nash Jr.** worked as assistant strength and conditioning coach (2005-10) and head strength and conditioning coach (2011-15) for the Patriots.
- Lions **WCF minority coaching assistantship/defense coach Billy Yates** played offensive line for the Patriots from 2004-08.
- Lions **WCF minority coaching assistantship/offense and special teams coach Leon Washington** played running back for the Patriots during the 2013 season.

FORMER LIONS

- Patriots **LB Kyle Van Noy** played for the Lions from 2014-16 before being traded to the Patriots. Van Noy totaled 30 tackles in his time on Detroit.



PATRIOTS AT DETROIT LIONS

CONNECTIONS

FORMER NFL TEAMMATES

- Lions **K Matt Prater** played for the Broncos and had Patriots **offensive coordinator Josh McDaniels** as his head coach from 2009-10 and **director of pro personnel Dave Ziegler** worked in the team's scouting department from 2010-12.
- Lions **LB Eli Harold** played with Patriots **QB Brian Hoyer** in San Francisco in 2017 before the Patriots traded for Hoyer.
- Patriots **TE Lance Kendricks** and Lions **DT Mike Daniels** were teammates the past two seasons (2017-18) in Green Bay.
- Lions **RB CJ Anderson** and Patriots **TE Matt LaCrosse** spent the 2017 season as teammates in Denver. Patriots **WR Demaryius Thomas** also spent the 2017 season in Denver.
- Lions **WR Marvin Jones Jr.** played with Patriots **RB Rex Burkhead** in Cincinnati from 2013-2015.
- Patriots **QB Brian Hoyer** shared the field with Lions **LB Christian Jones** on Chicago in 2016.
- Patriots **DL Lawrence Guy** played with Lions **OT Rick Wagner** for Baltimore from 2014-16. Guy also played for the Chargers with Lions **OG Kenny Wiggins** from 2013-14.
- Patriots **QB Brian Hoyer** played for Houston in 2015 while Lions **defensive coordinator Paul Pasqualoni** was the defensive line coach for the Texans.
- Lions **defensive backs coach Brian Stewart** worked with Patriots **director of college scouting Monti Ossenfort** in Houston in 2002.

FORMER COLLEGE TEAMMATES

- Patriots **running backs coach Ivan Fears** coached the receivers at Syracuse while Lions **defensive coordinator Paul Pasqualoni** worked as linebackers coach for the Orange from 1987-90. Fears also worked with Lions **tight ends coach Chris White** when White was a graduate assistant at Syracuse in 1990.
- Lions **OL Frank Ragnow**, **DE Mitchell Loewen**, and **DL Trey Flowers** (2014) played with Patriots **DL Deatrich Wise Jr.** (2014-16) at Arkansas. Ragnow also had Patriots **defensive line coach Bret Bielema** as his head coach at Arkansas from 2014-17.
- Patriots **DB Duron Harmon** and Lions **DB Marcus Cooper** played together at Rutgers from 2010-12.
- Lions **DL Da'Shawn Hand** and Patriots **RB Damien Harris** were college teammates at the University of Alabama from 2015-2017.
- Patriots **RB Sony Michel** spent the 2015-17 seasons at Georgia with Lions **DL John Atkins** and **TE Isaac Nauta**.
- Lions **RB Kerryon Johnson** and Patriots **WR Ryan Davis** were teammates at Auburn University from 2015-2017.
- Lions **T Rick Wagner** and Patriots **RB James White** played together at Wisconsin from 2010-12.

CONNECTIONS

- Patriots **RB Rex Burkhead** played with Lions **RB Ameer Abdullah** at Nebraska from 2011-12.
- Patriots **DB Duke Dawson Jr.** played with four Lions at the University of Florida. Detroit **LB Jarrad Davis**, **WR Brandon Powell**, **CB Teez Tabor**, and **RB Mark Thompson** all spent time with Dawson Jr. in Gainesville.
- Patriots **DB Obi Melifonwu** and Lions **DB Andrew Adams** spent time at the University of Connecticut together during the 2013-15 seasons.
- Lions **OG Kenny Wiggins** played for Fresno State while Patriots **head strength and conditioning coach Moses Cabrera** was an assistant strength and conditioning coach for the Bulldogs (2006-09). Patriots **assistant running backs coach Cole Popovich** played offensive line at Fresno State with Wiggins from 2006-08.
- Lions **LB Christian Jones** and Patriots **DB Terrence Brooks** played together at Florida State from 2010-13.
- Lions **OT Rick Wagner** played for Wisconsin with Patriots **RB James White** from 2010-12. Patriots **defensive line coach Bret Bielema** was Wagner's head coach at Wisconsin from 2008-12.
- Patriots **FB Jakob Johnson** and Lions **LB Jalen Reeves-Maybin** played together at Tennessee from 2014-16.
- Patriots **OL James Ferentz** and Lions **OL Andrew Donnal** were both in the trenches for Iowa during the 2011-12 seasons.
- Lions **linebackers coach Al Golden** was the head coach at Miami from 2011-14 when Patriots **WR Phillip Dorsett** played for the Hurricanes.
- Patriots **DB Jonathan Jones** played for Auburn with Lions **RB Kerryon Johnson** in 2015.
- Lions **RB Ty Johnson** and Patriots **DL Byron Cowart** were teammates at the University of Maryland in 2018. Johnson also played with Patriots **DB J.C. Jackson** at Maryland from 2015-17.
- Lions **DE Jonathan Wynn** and Patriots **DL Adam Butler** spent the 2013-16 seasons together at Vanderbilt University. Wynn also played with Patriots **CB Joejuan Williams** during the 2016-17 seasons.
- Patriots **LB Calvin Munson** spent the 2014-16 seasons at San Diego St. with Lions **T Ryan Pope** and **FB Nick Bawden**.
- Patriots **WR Dontrelle Inman** played with two Lions, **OL Oday Aboushi** and **C Luke Bowanko**, at Virginia from 2009-10.
- Patriots **DL Keionta Davis** played with Lions **DB Dee Virgin** for Tennessee-Chattanooga from 2012-15.
- Lions **WR Jermaine Kearse** and Patriots **DT Danny Shelton** both played for the Washington Huskies in 2011.
- Patriots **tight ends coach Nick Caley** was a defensive administrative assistant at Auburn in 2008 while Lions **assistant strength and conditioning coach Josh Schuler** was a graduate assistant.



INDIVIDUAL AND TEAM NOTES



ROBERT KRAFT CHAIRMAN & CEO

Since Robert Kraft purchased the team in 1994, the Patriots have experienced one of the most dramatic turnarounds in the history of sports. In his 25 seasons of ownership, he has transformed one of the league's least successful clubs into what observers view as a model NFL franchise. In the five seasons immediately preceding his purchase (1989-93), the Patriots were a moribund team, winning just 19 of 80 games (.238 pct.), logging the worst record in the NFL over that span. When he bought the franchise on Jan. 21, 1994, Kraft announced his intention to bring a championship to New England, a tall order considering the team's previous success rate. But under Kraft's leadership, the Patriots have won more division titles (18), conference crowns (10) and Super Bowl championships (6) than any other NFL team. Additionally, the Patriots have achieved the most winning seasons (22) and have the fewest losing seasons (2) since Kraft assumed ownership beginning in 1994. Super Bowl LIII was the 10th Super Bowl appearance since Kraft purchased the team, a period during which no other team has appeared in more than four Super Bowls. In Kraft's 25 seasons, the Patriots have qualified for the playoffs 20 times, more than doubling the franchise's accomplishments during its first 34 seasons. In 2018, Kraft earned his 22nd winning season in 25 years of owning the franchise.



| | Pre-Kraft 1960-93 | Pre-Kraft 1989-93 | Kraft Era 1994-18 |
|---------------------|------------------------------|------------------------------|------------------------------|
| Overall Record | 225-276-9 | 19-61 | 312-135 |
| Winning Pct. | .450 | .238 | .698 |
| Super Bowl Titles | 0 | 0 | 6 |
| Conference Titles | 1 | 0 | 10 |
| Division Titles | 3 | 0 | 18 |
| Playoff Seasons | 6 | 0 | 20 |
| Playoff Record | 4-6 | -- | 33-14 |
| Home Playoff Games | 1 | 0 | 26 |
| Home Playoff Record | 0-1 | -- | 23-3 |

WHAT TO WATCH FOR IN 2019

- Kraft enters 2019 with 33 postseason victories, third-most in NFL history for any ownership group. He sits one playoff win behind the Green Bay Packers (34) and three behind Pittsburgh's Rooney family (36) for most postseason wins by an ownership group. The Rooney Family founded the Steelers in 1933, while the Packers were founded in 1919.
- The Patriots have won six Super Bowls under Kraft's ownership, tied with the Pittsburgh Steelers for most Super Bowl championships in NFL history. The Patriots seek an NFL-record seventh Super Bowl under Kraft's guidance in 2019.

DYNASTY VS. DYNASTY

Of all of the great teams throughout the Super Bowl era, the New England Patriots and the San Francisco 49ers have set a standard of extended excellence above all of the others. The 49ers run of success spanned two decades, while New England's streak is still in progress.

| 49ERS (1981-98) | PATRIOTS (2001-PRESENT) |
|---|--------------------------------|
| 5 Super Bowl Appearances | 9 |
| 5 Super Bowl Titles | 6 |
| 10 in 18 years Conference Title Games | 13 in 18 years |
| 22-11 (.667) Playoff Record | 30-10 (.750) |
| 13 Division Titles | 16 |
| 16 Playoff Seasons | 16 |
| 207-72-1 (.741) Regular Season Record | 220-68 (.764) |
| 108 Pro Bowl Selections | 91 |
| 21 in 18 years Home Playoff Games | 23 in 18 years |
| 13 in 18 years First-Round Byes | 13 in 18 years |
| 4 in 18 years Playoff One-and-Dones | 2 in 18 years |
| 122 (1990-99) Most Wins in a Decade | 129 (2010-present) |

SINCE ROBERT KRAFT PURCHASED THE TEAM IN 1994

TOTAL VICTORIES SINCE 1994 (REGULAR SEASON)

| | |
|-----------------------------------|------------|
| New England Patriots | 279 |
| Pittsburgh Steelers | 254 |
| Green Bay Packers | 249 |
| Denver/Indianapolis | 235 |

TOTAL VICTORIES SINCE 1994 (INCL. POSTSEASON)

| | |
|-----------------------------------|------------|
| New England Patriots | 312 |
| Pittsburgh Steelers | 274 |
| Green Bay Packers | 269 |
| Indianapolis | 250 |

MOST HOME VICTORIES SINCE 1994 (INCL. POSTSEASON)

| | |
|-----------------------------------|------------|
| New England Patriots | 178 |
| Green Bay Packers | 160 |
| Pittsburgh Steelers | 155 |
| Denver Broncos | 146 |

WINNING PERCENTAGE SINCE 1994 (INCL. POSTSEASON)

| TEAM | W | L | T | Pct. |
|-----------------------------|------------|------------|----------|-------------|
| New England Patriots | 312 | 135 | 0 | .698 |
| Pittsburgh Steelers | 274 | 158 | 2 | .634 |
| Green Bay Packers | 269 | 165 | 2 | .619 |
| Denver Broncos | 249 | 174 | 0 | .589 |

PLAYOFF WINNING PERCENTAGE SINCE 1994

| TEAM | W | L | T | Pct. |
|-----------------------------|-----------|-----------|----------|-------------|
| New England Patriots | 33 | 14 | 0 | .702 |
| Baltimore Ravens | 15 | 9 | 0 | .625 |
| Denver Broncos | 14 | 9 | 0 | .609 |
| Pittsburgh Steelers | 20 | 14 | 0 | .588 |
| New York Giants | 10 | 7 | 0 | .588 |

SUPER BOWL CHAMPIONSHIPS SINCE 1994

| | |
|-----------------------------------|----------|
| New England Patriots | 6 |
| Denver Broncos | 3 |
| Baltimore Ravens | 2 |
| Green Bay Packers | 2 |
| Pittsburgh Steelers | 2 |
| N.Y. Giants | 2 |

CONFERENCE CHAMPIONSHIPS SINCE 1994

| | |
|-----------------------------------|-----------|
| New England Patriots | 10 |
| Pittsburgh Steelers | 4 |
| Denver Broncos | 4 |
| Los Angeles Rams | 3 |
| Green Bay Packers | 3 |
| N.Y. Giants | 3 |
| Seattle Seahawks | 3 |

DIVISION CHAMPIONSHIPS SINCE 1994

| | |
|-----------------------------------|-----------|
| New England Patriots | 18 |
| Pittsburgh Steelers | 13 |
| Green Bay Packers | 12 |
| Indianapolis Colts | 10 |

PLAYOFF VICTORIES SINCE 1994

| | |
|-----------------------------------|-----------|
| New England Patriots | 33 |
| Pittsburgh Steelers | 20 |
| Green Bay Packers | 20 |
| BAL/IND/PHI | 15 |

PLAYOFF VICTORIES ALL TIME

| | |
|--|-----------|
| Rooney Family, Pittsburgh (1933-present) | 36 |
| Green Bay Packers (1919-present) | 34 |
| Robert Kraft, New England Patriots (1994-present) | 33 |

PLAYOFF GAMES PLAYED SINCE 1994

| | |
|-----------------------------------|-----------|
| New England Patriots | 47 |
| Green Bay Packers | 36 |
| Pittsburgh Steelers | 34 |
| Indianapolis Colts | 31 |

PLAYOFF SEASONS SINCE 1994

| | |
|-----------------------------------|-----------|
| New England Patriots | 20 |
| Green Bay Packers | 18 |
| Indianapolis Colts | 17 |
| Pittsburgh Steelers | 16 |



ROBERT KRAFT CHAIRMAN & CEO

TEN CONFERENCE TITLES

The 2018 AFC Championship marked the 10th conference championship for Robert Kraft as Patriots owner. His 10 crowns are more than any other owner in NFL history in the Super Bowl Era (since 1966).

MOST CONFERENCE CHAMPIONSHIPS BY AN OWNER IN SUPER BOWL ERA

| Owner | TEAM | # | SEASONS | SUPER BOWL APPEARANCES |
|----------------------|----------------------|----|--|---|
| Robert Kraft | New England | 10 | 1996, 2001, 2003, 2004, 2007 2011, 2014, 2016, 2017, 2018 | XXXI, XXXVI, XXXVIII, XXXIX, XLII, XLVI, XLIX, LI, LII, LIII |
| Pat Bowlen | Denver | 7 | 1986, 1987, 1989, 1997, 1998, 2013, 2015 | XXI, XXII, XXIV, XXXII, XXXIII, XLVIII, 50 |
| Jack Kent Cooke | Washington | 5 | 1972, 1982, 1983, 1987, 1991 | VII, XVII, XVIII, XXII, XXVI |
| Al Davis | Oakland/L.A. Raiders | 5 | 1967, 1976, 1980, 1983, 2002 | II, XI, XV, XVIII, XXXVII |
| Eddie DeBartolo | San Francisco | 5 | 1981, 1984, 1988, 1989, 1994 | XVI, XIX, XXIII, XXIV, XXIX |
| Clint Murchison | Dallas | 5 | 1970, 1971, 1975, 1977, 1978 | V, VI, X, XII, XIII |
| Packers Stockholders | Green Bay | 5 | 1966, 1967, 1996, 1997, 2010 | I, II, XXXI, XXXII, XLV |
| Joe Robbie | Miami | 5 | 1971, 1972, 1973, 1982, 1984 | VI, VII, VIII, XVII, XIX |

A WINNING TRADITION

Robert Kraft won his 300th game overall as owner of the New England Patriots against Miami on Sept. 30, 2018. Mr. Kraft reached the milestone in his 25th NFL season and in his 432nd game, the fastest an owner has reached the milestone. Al Davis of Oakland accomplished the feat in 495 games (31 seasons) while Pat Bowlen of Denver reached 300 career wins in 501 games (30 seasons).

A WINNING TRADITION

Kraft's winning percentage with the Patriots (.698) since taking over the team in 1994 is the highest among all owners/ownership groups with at least 200 wins (regular and postseason) with one team. He is one of just four owners with at least 200 wins and a winning percentage over .600.

| Owner | Team | Years | Winning Pct. |
|----------------------|----------|--------------|--------------|
| Robert Kraft | Patriots | 1994-present | .698 |
| Eddie DeBartolo, Jr. | 49ers | 1977-1999 | .636 |
| Clint Murchison, Jr. | Cowboys | 1960-1983 | .634 |
| Joe Robbie | Dolphins | 1966-1989 | .609 |
| Pat Bowlen | Broncos | 1984-present | .596 |

ALL-TIME POSTSEASON WINS

Robert Kraft has 33 career postseason wins, which are the third-most in NFL history.

| OWNERSHIP | YEARS | WINS |
|---|-----------|-----------|
| The Rooney Family, Pittsburgh (1933-present) | 86 | 36 |
| Green Bay Packers (1919-present) | 100 | 34 |
| Robert Kraft, New England (1994-present) | 25 | 33 |
| The Mara Family, N.Y. Giants (1925-present) | 94 | 24 |
| Eddie DeBartolo, Jr., San Francisco (1977-1999) | 23 | 22 |
| Al Davis, Oakland/Los Angeles (1972-2011) | 40 | 21 |
| Pat Bowlen, Denver (1984-present) | 35 | 21 |

KRAFT PASSES OTHER OWNERS

The Patriots have 312 wins overall under Robert Kraft. He has produced more victories than every other Patriots owner combined. Under Kraft, the Patriots are 312-135 overall since he purchased the team in 1994. Kraft's predecessors in the owner's office went 225-276-9 in the 34 years prior to his purchase of the team.

CONTINUITY BREEDS SUCCESS

New England is the first team in NFL history to win six Super Bowls with the same owner (Robert Kraft), head coach (Bill Belichick) and quarterback (Tom Brady).

PATRIOTS IN THE PLAYOFFS

The Patriots have qualified for the playoffs 26 times in their 59-year history. Twenty of those playoff berths have come in the 25 seasons since Robert Kraft purchased the team in 1994, a dramatic contrast to the six total playoff berths the team earned in its first 34 years of existence. The Patriots have won 21 division crowns, including 16 in the last 18 seasons and 18 of which have come since Robert Kraft's purchase in 1994.

PATRIOTS PLAYOFF SEASONS (26)

| Year | How Qualified | Seed | Rec. | Result |
|-------|--------------------|------|------|-----------------------|
| 2018 | Division Champions | 2 | 3-0 | Super Bowl Champions |
| 2017 | Division Champions | 1 | 2-1 | AFC Champions |
| 2016 | Division Champions | 1 | 3-0 | Super Bowl Champions |
| 2015 | Division Champions | 2 | 1-1 | AFC Championship Game |
| 2014 | Division Champions | 1 | 3-0 | Super Bowl Champions |
| 2013 | Division Champions | 2 | 1-1 | AFC Championship Game |
| 2012 | Division Champions | 2 | 1-1 | AFC Championship Game |
| 2011 | Division Champions | 1 | 2-1 | AFC Champions |
| 2010 | Division Champions | 1 | 0-1 | AFC Divisional Round |
| 2009 | Division Champions | 3 | 0-1 | Wild Card Round |
| 2007 | Division Champions | 1 | 2-1 | AFC Champions |
| 2006 | Division Champions | 4 | 2-1 | AFC Championship Game |
| 2005 | Division Champions | 4 | 1-1 | AFC Divisional Round |
| 2004 | Division Champions | 2 | 3-0 | Super Bowl Champions |
| 2003 | Division Champions | 1 | 3-0 | Super Bowl Champions |
| 2001 | Division Champions | 2 | 3-0 | Super Bowl Champions |
| 1998 | Wild Card | 6 | 0-1 | Wild Card Round |
| 1997 | Division Champions | 3 | 1-1 | AFC Divisional Round |
| 1996 | Division Champions | 2 | 2-1 | AFC Champions |
| 1994 | Wild Card | 5 | 0-1 | Wild Card Round |
| 1986 | Division Champions | 3 | 0-1 | AFC Divisional Round |
| 1985 | Wild Card | 5 | 3-1 | AFC Champions |
| 1982* | 16-Team Format | 7 | 0-1 | First Round |
| 1978 | Division Champions | 2 | 0-1 | AFC Divisional Round |
| 1976 | Wild Card | 4 | 0-1 | AFC Divisional Round |
| 1963 | Division Champions | -- | 1-1 | AFL Championship Game |

*Strike Year | Bold indicates Kraft era

37-20 Record

A MODEL OF CONSISTENCY

Since Kraft took ownership of the team in 1994, the Patriots have had just three head coaches - Bill Parcells (1994-1996), Pete Carroll (1997-1999) and current head coach Bill Belichick (2000-present). The only team with fewer head coaches since 1994 is the Pittsburgh Steelers, who have had two: Bill Cowher (1992-2006) and Mike Tomlin (2007-present).

FEWEST HEAD COACHES SINCE 1994

| | |
|-------------------------|----------|
| Pittsburgh..... | 2 |
| New England..... | 3 |
| Baltimore Ravens*..... | 3 |
| NFL average..... | 6.9 |

AFC EAST HEAD COACHES SINCE 1994

| | |
|-------------------------|----------|
| New England..... | 3 |
| N.Y. Jets..... | 9 |
| Buffalo..... | 10 |
| Miami..... | 12 |

*Since 1996



PATRIOTS WHAT TO WATCH FOR IN 2019

TEAM - WHAT TO WATCH FOR

- The Patriots set an NFL record by reaching eight straight conference title games (2011-18). If they qualify for the playoffs in 2019, they will look to add to that record.
- The Patriots enter the 2019 season tied with San Francisco with 15 conference championship game appearances, one behind the 16 by Pittsburgh.
- New England enters the 2019 season with 37 postseason victories, the most in NFL history. If the team qualifies for the postseason in 2019, they will look to add to that number. Pittsburgh is second with 36 playoff wins all-time.
- The Patriots have qualified for the playoffs for 10 straight seasons (2009-18), the most in NFL history. Dallas and Indianapolis are tied for second with nine consecutive seasons with a playoff berth.
- The Patriots extended their NFL record with 10 straight division titles (2009-18) and look to add to that number in 2019.
- The Patriots set an NFL record for most consecutive seasons with at least one playoff win (2011-18 – 16 wins) with eight straight. If they qualify for the postseason in 2019, the team will look to add to the NFL record.
- The 2018 New England Patriots advanced in the postseason for the eighth straight season (2011-18), an NFL record, and will look to add to that number in 2019 if they qualify for the postseason.
- The New England Patriots have earned seven No. 1 seeds and need one more to tie San Francisco (8) and Denver (8) for the most since playoff seeding began in 1975.
- The Patriots have earned a first-round playoff bye an NFL-best 14 times since the current playoff format was instituted in 1990. Pittsburgh is second with nine byes since 1990. The Patriots are the only team in NFL history with nine straight first-round byes (2010-18).
- The Patriots have won 16 postseason games this decade (2010-present), the most postseason wins in a decade and look to add to that number in 2019.
- The Patriots enter the 2019 season with nine straight home playoff wins, third in NFL history to the 11 by New England (1996-08) and the 13 by Green Bay (1939-2001).
- The Patriots have played in 57 postseason games and need to play in three more postseason games in 2019 to become the third NFL team to play in 60 postseason games, joining Dallas (63) and Pittsburgh (61).
- The Patriots enter the 2019 season tied with Dallas with 33 winning seasons, second all-time behind the 36 winning seasons by Pittsburgh.

TEAM - WHAT TO WATCH FOR (CONT.)

- The Patriots have achieved 18 straight seasons with a record of .500 or better, second all-time behind the 21 seasons by Dallas (1965-85).
- The Patriots have posted a winning record for 18 straight seasons (2001-18), the most since the 1970 merger and the second-most all-time, behind Dallas with 20 straight winning seasons (1966-85), and look to add to that number in 2019.
- The Patriots have won at least 10 games for 16 consecutive seasons (2003-18), tying San Francisco (1983-98) for the most consecutive seasons with at least 10 victories and need one more in 2019 to set a new NFL mark.
- The Patriots (2010-18) enter 2019 with an NFL record nine consecutive seasons with at least 11 wins. Indianapolis is second with seven (2003-09).
- The Patriots are tied with Dallas with 12 12-win seasons since 1970 and need one more to tie San Francisco for the most with 13 12-win seasons.
- New England has won 13 games in a single season seven times in franchise history. Only San Francisco has more 13-win seasons with nine.
- The Patriots have won 14 or more games in a season five times, most in NFL history. San Francisco is second with four 14-win seasons.
- New England has 25 undefeated months since 2000, most in the NFL over that span. Indianapolis is second with 15 undefeated months during that time.
- The Patriots enter the 2019 season with 129 wins in this decade (regular season and playoffs combined), the most wins in a decade in NFL history, and look to add to that number in 2019.
- The Patriots enter the 2019 season with 113 regular-season wins this decade (2010-present) and need three regular-season wins in 2019 to move past the Indianapolis Colts record of 115 wins from 2000-09 for the most regular-season wins in a decade.
- New England enters the 2019 season with 13 straight home regular-season wins, the fourth longest home streak in team history to the 20 (2008-11), 18 (2002-05) and 16 (2012-14) game streaks.
- The Patriots finished the 2018 season with 436 points and have now reached 400 or more points in 12 straight seasons (2007-18), extending their NFL record. The San Diego Chargers previously held the record by scoring at least 400 points in eight straight seasons from 2004-11. The New Orleans Saints have the second-longest active streak after scoring 400 points for the eighth straight season in 2018.



PATRIOTS TEAM NOTES

DECADE-PLUS OF DOMINANCE

The Patriots record of 236-73 (.764) since 2002 is the best in the NFL over that span. Only three NFL teams have posted a winning percentage of .600 or better. The Patriots are the only team over .700.

BEST RECORDS SINCE 2002 (INCLUDING POSTSEASON)

| Team | W | L | T | Pct. |
|--------------------|------------|-----------|----------|-------------|
| New England | 236 | 73 | 0 | .764 |
| Pittsburgh | 189 | 104 | 2 | .644 |
| Indianapolis | 187 | 110 | 0 | .630 |
| Green Bay | 174 | 118 | 2 | .595 |
| Philadelphia | 170 | 12 | 1 | .584 |
| Seattle | 169 | 126 | 1 | .573 |
| Baltimore | 164 | 126 | 0 | .566 |
| Denver | 163 | 123 | 0 | .570 |
| New Orleans | 161 | 125 | 0 | .563 |

DECADES OF DOMINANCE

The Patriots now have 113 regular-season wins and 16 postseason wins so far in this decade (2010-present) for 129 total wins, the most ever in a single decade.

TEAMS OF THE DECADES

| Team | Years | Reg. Season | Postseason | Total |
|--------------------|---------------------|----------------------|--------------------|----------------------|
| New England | 2010-present | 113-31 (.785) | 16-6 (.727) | 129-37 (.777) |
| New England | 2000-09 | 112-48 (.700) | 14-4 (.778) | 126-52 (.708) |
| Indianapolis | 2000-09 | 115-45 (.719) | 9-8 (.529) | 124-53 (.701) |
| San Francisco | 1990-99 | 113-47 (.706) | 9-7 (.563) | 122-54 (.693) |

REGULAR-SEASON SUCCESS

The Indianapolis Colts set the NFL mark for most regular-season wins in a decade with 115 from 2000-09. The Patriots have 113 regular-season wins so far this decade (2010-present) and need two more wins over the next season to pass the Colts.

AFC EAST SUPREMACY

The New England Patriots own an 86-24 (.782) record in regular-season AFC East games since the beginning of the 2001 season, compiling the best intra-division record of any team in the NFL.

NFL'S TOP DIVISIONAL RECORDS SINCE 2001

| Team | W | L | T | Pct. |
|--------------------|-----------|-----------|----------|-------------|
| New England | 86 | 24 | 0 | .782 |
| Pittsburgh | 79 | 32 | 1 | .710 |
| Indianapolis | 76 | 34 | 0 | .691 |
| Green Bay | 72 | 36 | 2 | .664 |

AFC EAST DIVISIONAL RECORDS SINCE 2001

| Team | W | L | T | Pct. | Div. Titles | Years |
|--------------------|-----------|-----------|----------|-------------|-------------|---------------------------|
| New England | 86 | 24 | 0 | .782 | 16 | 2001, 03-07, 09-18 |
| N.Y. Jets | 48 | 62 | 0 | .436 | 1 | 2002 |
| Miami | 47 | 63 | 0 | .427 | 1 | 2008 |
| Buffalo | 40 | 70 | 0 | .364 | 0 | --- |

The New England Patriots have won 15 division titles and have 15 playoff berths since realignment in 2002, most in the NFL.

MOST DIVISION TITLES SINCE 2002 REALIGNMENT

| Team | Division Titles | Playoff Berths |
|--------------------|-----------------|----------------|
| New England | 15 | 15 |
| Green Bay | 9 | 12 |
| Indianapolis | 9 | 13 |
| Pittsburgh | 8 | 11 |
| Seattle | 8 | 12 |
| Philadelphia | 7 | 10 |

MOST DIVISION TITLES IN A DECADE

The New England Patriots have won nine division titles this decade, the most ever by a team in a single decade. The Patriots have also won 10 straight division crowns overall, a mark currently leading the league.

MOST DIVISION TITLES IN A DECADE

| Team | Decade | Division Titles |
|--------------------|---------------------|-----------------|
| New England | 2010-present | 9 |
| Minnesota | 1970-79 | 8 |
| New England | 2000-09 | 7 |
| San Francisco | 1980-89 | 7 |
| Dallas | 1970-79 | 7 |
| L.A. Rams | 1970-79 | 7 |
| Pittsburgh | 1970-79 | 7 |
| Cleveland | 1950-58 | 7 |

CURRENT CONSECUTIVE DIVISION TITLES

| Team | Division | Consec. Titles |
|--------------------|-----------------|----------------|
| New England | AFC East | 10 |
| Kansas City | AFC West | 3 |
| L.A. Rams | NFC West | 2 |
| New Orleans | NFC South | 2 |
| Baltimore | AFC North | 1 |
| Chicago | NFC North | 1 |
| Dallas | NFC East | 1 |
| Houston | AFC South | 1 |

ALL-TIME WINNING SEASONS

The Patriots have 33 seasons in which the team has finished above .500 since the 1970 merger, second only to the Pittsburgh Steelers (36). New England also leads the NFL with 18 consecutive winning seasons since 2001.

MOST WINNING SEASONS SINCE THE 1970 MERGER

| Team | Seasons |
|--------------------|-----------|
| Pittsburgh | 36 |
| New England | 33 |
| Dallas | 33 |
| Miami | 30 |
| Minnesota | 30 |
| Denver | 29 |

MOST SEASONS OF 9+ WINS SINCE 2001

| Team | Seasons |
|--------------------|-----------|
| New England | 18 |
| Pittsburgh | 14 |
| Indianapolis | 13 |
| Seattle | 13 |
| Green Bay | 12 |
| Philadelphia | 12 |

MOST CONSECUTIVE WINNING SEASONS (ACTIVE)

| Team | Seasons |
|--------------------|-----------|
| New England | 18 |
| Seattle | 7 |
| Kansas City | 6 |
| Pittsburgh | 5 |



PATRIOTS TEAM NOTES

NINE STRAIGHT 11-WIN SEASONS

The Patriots have won 11 games 20 times in team history, including a current streak and NFL-record nine consecutive years dating back to 2010. The Patriots have had 11 or more wins 16 times in Robert Kraft's 25 seasons of ownership after having only four 11-win seasons prior to Kraft purchasing the team (1976, 78, 85 & 86).

MOST 11-WIN SEASONS SINCE 1970 MERGER

| Team | 11+ Win Seasons |
|---------------|-----------------|
| New England | 20 |
| Dallas | 17 |
| Pittsburgh | 17 |
| Denver | 15 |
| San Francisco | 15 |

MOST CONSECUTIVE 11-WIN SEASONS

| Team | Years | Consec. Seasons w/11+ Wins |
|---------------|---------|----------------------------|
| New England | 2010-18 | 9 |
| Indianapolis | 2003-09 | 7 |
| Dallas | 1976-81 | 6 |
| San Francisco | 1994-98 | 5 |

BETTER THAN AVERAGE

The Patriots are the only NFL team to finish with a record of .500 or better in each of the last 18 years (2001-18). Each of the other 31 NFL teams has had at least one losing season since 2001. The Patriots have the second-longest streak at .500 or better, behind the Dallas Cowboys' (1965-85) streak of 21 straight years.

MOST CONSECUTIVE SEASONS WITH A .500 OR BETTER RECORD

| Team | Seasons | Consecutive Seasons |
|-------------|--------------|---------------------|
| Dallas | 1965-85 | 21 |
| New England | 2001-present | 18 |
| Cleveland | 1957-73 | 17 |

FLOATING ABOVE .500

Since 2001, the New England Patriots have held a record below .500 for only 12 weeks, fewest in the NFL over that span.

FEWEST WEEKS UNDER .500 SINCE 2001

| Team | Weeks Under .500 |
|-------------|------------------|
| New England | 12 |
| Pittsburgh | 56 |
| Denver | 57 |
| Baltimore | 67 |
| Green Bay | 70 |

ROAD WARRIORS I

The Patriots ran a 14-game road win streak that started with a victory in the 2016 season opener at Arizona and ended with a loss at Miami on Dec. 11, 2017. The 14-game road win streak is a team record, breaking the old mark of 12 straight road wins from 2006-08. The 14-game streak is second in NFL history to the 18-game road win streak by the San Francisco 49ers (1988-90).

ROAD WARRIORS II

Since the start of the 1994 season when Robert Kraft purchased the team, the Patriots have the best regular-season road record in the NFL. New England finished undefeated on the road twice (2007 and 2016).

BEST ROAD RECORDS SINCE 1994

| Team | W | L | T | Pct |
|--------------|-----|-----|---|------|
| New England | 124 | 76 | 0 | .620 |
| Pittsburgh | 112 | 87 | 1 | .563 |
| Indianapolis | 103 | 97 | 0 | .515 |
| Philadelphia | 101 | 97 | 2 | .510 |
| Green Bay | 100 | 100 | 0 | .500 |

WINNING THE CLOSE ONES

Since 2001, the New England Patriots own the NFL's best record (including postseason) in games decided by three points or fewer. The Patriots are the only team with a winning percentage above .700 in those games. New England is 7-2 in those close games in the playoffs. The only defeats are a 17-14 loss to the N.Y. Giants in Super Bowl XLIII and a 20-18 loss in the 2015 AFC Championship Game at Denver.

BEST RECORD IN GAMES DECIDED BY 3 POINTS OR FEWER (SINCE 2001; INCLUDING PLAYOFFS)

| Team | W | L | T | Win Pct |
|--------------|----|----|---|---------|
| New England | 43 | 18 | 0 | .705 |
| Indianapolis | 46 | 24 | 0 | .657 |
| Denver | 40 | 29 | 0 | .580 |
| Seattle | 41 | 33 | 1 | .553 |
| Pittsburgh | 42 | 35 | 1 | .545 |
| Atlanta | 40 | 32 | 1 | .555 |
| NY Jets | 33 | 27 | 0 | .550 |

GREAT WHEN IT'S LATE

Since Robert Kraft purchased the franchise in 1994, the New England Patriots own the NFL's best record from December through the end of the regular season. The Patriots are 34-4 in the month of December at Gillette Stadium.

MOST WINS FROM DECEMBER ON SINCE 1994 (REGULAR SEASON ONLY)

| Team | W | L | T | Pct. |
|-------------|----|----|---|------|
| New England | 86 | 28 | 0 | .754 |
| Green Bay | 82 | 33 | 0 | .713 |
| Pittsburgh | 77 | 38 | 0 | .670 |

1ST AFL TEAM TO REACH 500

The Patriots have the most overall wins among the original eight AFL teams. They are the only original AFL team with 500 victories.

OVERALL VICTORY TOTAL OF ORIGINAL AFL TEAMS (INCLUDING PLAYOFFS)

| Team | W | L | T |
|------------------|-----|-----|----|
| New England | 537 | 411 | 9 |
| Denver | 499 | 433 | 10 |
| Oakland | 491 | 442 | 11 |
| Kansas City | 479 | 438 | 12 |
| SD/L.A. Chargers | 459 | 460 | 11 |
| Tennessee | 446 | 483 | 6 |
| Buffalo Bills | 429 | 493 | 8 |
| N.Y. Jets | 413 | 504 | 8 |

500TH REGULAR-SEASON VICTORY

The 2018 regular-season finale victory over the Jets marked New England's 500th regular-season win since it began play in 1960, the most wins by an AFL franchise. Of the 12 other NFL teams that have 500 or more regular-season wins, New England trails only San Francisco (532 - founded 1950), the Colts (516 - founded 1953) and the Cowboys (512 - founded 1960) for most regular-season wins by clubs that were founded in 1950 or later.



PATRIOTS TEAM NOTES

NFL'S BEST AT HOME

Since Gillette Stadium opened in 2002, the Patriots own the NFL's best overall record at home. The Patriots own an overall record of 115-21 (.846) at home in regular-season games and a 134-24 (.848) record including playoffs. The Patriots are an NFL-best 178-48 at home since 1994, when Robert Kraft purchased the team.

BEST HOME RECORDS SINCE 2002 (INCLUDING PLAYOFFS)

| Team | W | L | T | Pct |
|--------------------|------------|-----------|----------|-------------|
| New England | 134 | 24 | 0 | .848 |
| Seattle | 105 | 42 | 0 | .714 |
| Pittsburgh | 104 | 42 | 1 | .711 |
| Indianapolis | 103 | 44 | 0 | .700 |
| Baltimore | 101 | 40 | 0 | .716 |
| Green Bay | 99 | 45 | 2 | .685 |
| Denver | 94 | 51 | 0 | .648 |
| Minnesota | 90 | 50 | 0 | .643 |
| Philadelphia | 90 | 57 | 0 | .612 |

UNBLEMISHED RECORD AT HOME

The Patriots finished with a perfect 8-0 regular-season record at Gillette Stadium for the seventh time in team history in 2018 (2003-04, 07, 09-10, 13 and 18). The Patriots were the only team in 2018 that finished perfect at home and now have the most unbeaten and untied seasons since 1970. Minnesota is second with six.

INTER-CONFERENCE RECORD

The New England Patriots own a 54-14 (.794) record vs. NFC teams since realignment in 2002, the best inter-conference record in the NFL during that time.

NFL'S BEST INTER-CONFERENCE RECORD SINCE 2002

| Team | W | L | T | Pct. |
|--------------------|-----------|-----------|----------|-------------|
| New England | 54 | 14 | 0 | .794 |
| Pittsburgh | 46 | 21 | 1 | .684 |
| Indianapolis | 43 | 25 | 0 | .632 |
| Philadelphia | 40 | 27 | 1 | .596 |

BOUNCE BACK PATS

Since 2003, the Patriots are 48-8 (.857) in regular-season games following a loss. They have dropped back-to-back regular-season games in 2006, 09, 11-12, 15 (twice) and 2018 (twice). As a starter in his career, Tom Brady is 48-12 in games following a loss.

UNDEFEATED MONTHS

The Patriots have 25 undefeated months since 2000. It is the most undefeated months in the NFL over that span. Indianapolis is second with 15 undefeated months during that time.

PATRIOTS UNDEFEATED MONTHS SINCE THE 2000 SEASON (EXCLUDING JANUARY)

| | |
|------|--|
| 2001 | December |
| 2003 | October, November, December |
| 2004 | September, November |
| 2005 | December |
| 2006 | October |
| 2007 | September, October, November, December |
| 2008 | December |
| 2010 | October, December |
| 2011 | December |
| 2012 | November |
| 2013 | September |
| 2014 | October |
| 2015 | September, October |
| 2016 | September, December |
| 2017 | November |
| 2018 | October |

MODEL OF CONSISTENCY

The New England Patriots have had only one head coach and one general manager since 2000, showing a level of stability unparalleled in the AFC East.

GENERAL MANAGERS & HEAD COACHES IN AFC EAST SINCE 2000

| Team | Gen. Managers | Head Coaches |
|--------------------|---------------|--------------|
| New England | 1 | 1 |
| N.Y. Jets | 6 | 6 |
| Buffalo | 7 | 10 |
| Miami | 7 | 10 |

BOOMERANG PATRIOTS

QB Brian Hoyer, RB Brandon Bolden, TE Ben Watson, LB Jamie Collins, and S Patrick Chung have all toured several different NFL franchises before linking back up in Foxborough for the 2019 campaign.

| Player | First NFL Team | Other NFL Teams |
|-----------------------|--|---|
| Brian Hoyer | New England Patriots (2009 Rookie Free Agent) | Arizona (2012) Cleveland (2013-14) Houston (2015) Chicago (2016) San Francisco (2017) |
| Brandon Bolden | New England Patriots (2012 Rookie Free Agent) | Miami (2018) |
| Ben Watson | New England Patriots (2004, Drafted No. 32) | Cleveland (2010-12) New Orleans (2013-15, 2018) Baltimore (2015-16) |
| Jamie Collins | New England Patriots (2013, Drafted No. 52) | Cleveland (2016-18) |
| Patrick Chung | New England Patriots (2009, Drafted No. 34) | Philadelphia (2013) |



PATRIOTS TEAM NOTES

OFFENSE

TAKING CARE OF BALL PAYS OFF

Since 2001, the Patriots are an NFL-best 134-23 when not throwing an interception.

ZERO INT GAMES

| Team | Games with No Ints | W-L-T | Win Pct. |
|---------------|--------------------|----------|----------|
| New England | 157 | 134-23-0 | .854 |
| Kansas City | 136 | 90-46-0 | .662 |
| Green Bay | 134 | 107-25-2 | .806 |
| Seattle | 133 | 96-36-1 | .725 |
| Jacksonville | 129 | 76-53-0 | .589 |
| San Francisco | 126 | 85-40-1 | .675 |
| Philadelphia | 123 | 86-37-0 | .699 |
| LA Chargers | 122 | 90-32-0 | .738 |
| Indianapolis | 122 | 96-26-0 | .787 |
| New Orleans | 122 | 95-27-0 | .779 |
| Atlanta | 122 | 86-35-1 | .709 |
| Minnesota | 122 | 81-40-1 | .668 |

PROTECTING THE BALL

Since 2008, the Patriots lead the NFL with 72 regular-season games without turning the ball over. The Patriots are 63-9 in those games.

ZERO TURNOVER GAMES (SINCE 2008)

| | |
|---------------|----|
| New England | 72 |
| Green Bay | 62 |
| Kansas City | 60 |
| Seattle | 54 |
| San Francisco | 52 |

400-POINT SEASONS

The Patriots extended their NFL record to 12 straight seasons with at least 400 total points (2007-18) after finishing fourth in the NFL in 2018 with 436 total points. The Chargers previously held the record by scoring at least 400 points in eight straight seasons from 2004-11. New Orleans has a current streak of eight straight seasons with 400 points.

RUSH TO VICTORY

Since 2000, New England is 51-1 in the regular season when a Patriot eclipses 100 yards rushing. The only loss during the Bill Belichick era came at Miami on Dec. 20, 2004, when Corey Dillon rushed for 121 yards on 26 carries and the Patriots fell 29-28 to the Dolphins. Since then, New England is 38-0 with a 100-yard rusher. In 2018, RB Sony Michel had four 100-yard games and New England was 4-0 in those contests.

DEFENSE

DEFENSE DOMINATES AGAIN

The 2017 Patriots finished fifth in the NFL by allowing 18.5 points per game. It was the 12th time since 2001 that the Patriots finished a season allowing 20 points or fewer per game, the most in the NFL during that span. The 2018 Patriots just missed that mark, allowing 20.3 points per game, seventh-best in the NFL.

SEASONS ALLOWING 20 POINTS PER GAME OR FEWER SINCE 2001

| Team | Seasons | Years |
|--------------|---------|-------------------------------|
| New England | 12 | 2001, 03-04, 06-10, 14-17 |
| Baltimore | 12 | 2001, 03-06, 08-11, 14, 17-18 |
| Pittsburgh | 11 | 2001, 04-08, 10-12, 15, 17 |
| Miami | 8 | 2001-03, 05-06, 08, 11-12 |
| Seattle | 8 | 2005, 07, 11-16 |
| Jacksonville | 8 | 2001-02, 04-07, 17-18 |

FORCING THE ISSUE

The Patriots lead the NFL with a plus-204 turnover margin since 1994.

NFL TURNOVER MARGIN SINCE 1994

| | |
|-------------|------|
| New England | +204 |
| Kansas City | +146 |
| Green Bay | +99 |

MOST SAFETIES SINCE 2015

| | |
|-------------|---|
| New England | 6 |
| LA Rams | 5 |
| Arizona | 4 |
| Detroit | 4 |
| Pittsburgh | 4 |

SPECIAL TEAMS

MOST BLOCKED KICKS SINCE 2014

| | |
|--------------|-----------------------------|
| Philadelphia | 15 |
| Miami | 15 |
| New England | 14 (8 FGs, 2 XPs & 4 Punts) |
| Baltimore | 13 |
| Denver | 13 |



PATRIOTS TEAM & INDIVIDUAL RANKINGS

TEAM OFFENSE

| Category | Stat | League/Year | Rank |
|-------------------------------|-------|--------------|--------|
| Points | 436 | NFL in 2018 | 4th |
| Points Per Game | 27.3 | NFL in 2018 | 4th |
| First Downs | 365 | NFL in 2018 | 8th |
| Touchdowns | 51 | NFL in 2018 | T-7th |
| Touchdowns | 51 | Team History | T-9th |
| Touchdowns Per Game | 3.19 | NFL in 2018 | T-7th |
| Total Yards | 6,295 | NFL in 2018 | 5th |
| Total Yards | 6,295 | Team History | 6th |
| Yards Per Game | 393.4 | NFL in 2018 | 5th |
| Yards Per Game | 393.4 | Team History | 6th |
| Rushing First Downs | 131 | NFL in 2018 | 5th |
| Rushing First Downs | 131 | NFL in 2018 | 8th |
| Rushing First Down Percentage | 27.4 | NFL in 2018 | 7th |
| Rushing First Down Percentage | 27.4 | Team History | 4th |
| Rushing Yards | 2,037 | NFL in 2018 | 5th |
| Rushing Yards Per Game | 127.3 | NFL in 2018 | 5th |
| 10+ Yard Rushes | 64 | NFL in 2018 | T-3rd |
| 10+ Yard Rushes | 58 | Team History | 2nd |
| Rushing Touchdowns | 18 | NFL in 2018 | T-4th |
| Passing Yards | 4,405 | NFL in 2018 | T-9th |
| Passing Yards | 4,405 | Team History | 9th |
| Pass Yards Per Completion | 11.65 | NFL in 2018 | 10th |
| Completion Percentage | 65.9 | Team History | 5th |
| 25+ Yard Completions | 33 | Team History | T-10th |
| Interception Percentage | 1.9 | Team History | 9th |
| Turnovers | 18 | NFL in 2018 | T-7th |
| Turnovers | 18 | Team History | 10th |
| Penalties | 93 | NFL in 2018 | 4th |

TEAM DEFENSE

| Category | Stat | League/Year | Rank |
|-------------------------|------|--------------|-------|
| Touchdowns | 36 | NFL in 2018 | T-7th |
| Points per Game | 20.3 | NFL in 2018 | 7th |
| Interceptions | 18 | NFL in 2018 | T-3rd |
| Interception Percentage | 3.0 | NFL in 2018 | 6th |
| Rushing Touchdowns | 7 | NFL in 2018 | 2nd |
| Rushing Touchdowns | 7 | Team History | T-7th |
| Passer Rating | 85.4 | NFL in 2018 | 7th |
| Completion Percentage | 61.2 | NFL in 2018 | 2nd |
| Yards per Attempt | 6.91 | NFL in 2018 | 5th |
| 25+ Yard Completions | 24 | NFL in 2018 | T-4th |

SPECIAL TEAMS

| Category | Stat | League/Year | Rank |
|-----------------------------|------|--------------|------|
| Kickoff Return Average | 27.0 | NFL in 2018 | 2nd |
| Kickoff Return Average | 27.0 | Team History | 1st |
| Special Teams Total Tackles | 89 | NFL in 2018 | 2nd |

RYAN ALLEN

| Category | Stat | League/Year | Rank |
|-----------------|------|--------------|------|
| Punting Average | 45.1 | Team History | 7th |

TOM BRADY

| Category | Stat | League/Year | Rank |
|------------------------|-------|--------------|--------|
| Touchdowns | 29 | NFL in 2018 | 10th |
| Passer Rating | 97.7 | Team History | 8th |
| Passing Yards | 4,355 | NFL in 2018 | 7th |
| Passing Yards | 4,355 | Team History | 8th |
| Passing Yards Per Game | 272.2 | NFL in 2018 | 7th |
| Passing Yards Per Game | 272.2 | Team History | 9th |
| Completion Percentage | 65.8 | Team History | 5th |
| Completions | 375 | NFL in 2018 | 8th |
| Completions | 375 | Team History | 8th |
| 25+ Yard Completions | 32 | NFL in 2018 | T-10th |
| TD/Int. Ratio | 2.64 | Team History | 10th |

STEPHON GILMORE

| Category | Stat | League/Year | Rank |
|-----------------|------|--------------|------|
| Passes Defensed | 20 | NFL in 2018 | 2nd |
| Passes Defensed | 20 | Team History | 6th |

STEPHEN GOSTKOWSKI

| Category | Stat | League/Year | Rank |
|-------------------------|------|-------------|--------|
| Field Goals Made | 27 | NFL in 2018 | T-10th |
| Kicking Points | 130 | NFL in 2018 | 5th |
| Extra Points Made | 49 | NFL in 2018 | 3rd |
| Extra Points Percentage | 98.0 | NFL in 2018 | 4th |

ROB GRONKOWSKI

| Category | Stat | League/Year | Rank |
|---------------------------------|------|--------------------|------|
| Receiving Yards | 682 | Tight Ends in 2018 | 6th |
| Yards Per Catch | 14.5 | Tight Ends in 2018 | 4th |
| Receiving Yards Per Game | 52.5 | Tight Ends in 2018 | 5th |
| Receiving Yards Per Game | 52.5 | TE/Team History | 9th |
| 25+ Yard Receptions | 6 | Tight Ends in 2018 | 5th |
| Receptions Per Game | 3.6 | Tight Ends in 2018 | 9th |
| Receiving First Downs | 34 | Tight Ends in 2018 | 6th |
| Receiving First Down Percentage | 72.3 | Tight Ends in 2018 | 3rd |
| Receiving First Down Percentage | 72.3 | TE/Team History | 6th |

SONY MICHEL

| Category | Stat | League/Year | Rank |
|------------------------|------|--------------|------|
| Rushing Yards Per Game | 71.6 | NFL in 2018 | 9th |
| Rushing First Downs | 54 | NFL in 2018 | 7th |
| First Down Percentage | 25.8 | Team History | 6th |

CORDARRELLE PATTERSON

| Category | Stat | League/Year | Rank |
|------------------------|------|------------------------|-------|
| Kickoff Return Average | 28.8 | NFL in 2018 | 3rd |
| Kickoff Return Average | 28.8 | Team History | 2nd |
| Kickoff Return Yards | 663 | NFL in 2018 | T-5th |
| Total Return Yards | 663 | NFL in 2018 | 10th |
| Rushing Yards | 228 | Wide Receivers in 2018 | 1st |
| Rushing Yards | 228 | WR/Team History | 1st |
| 10+ Yards Rushes | 10 | Wide Receivers in 2018 | 1st |
| 10+ Yards Rushes | 10 | WR/Team History | 1st |

JAMES WHITE

| Category | Stat | League/Year | Rank |
|---------------------------------|------|-----------------------|-------|
| Receptions | 87 | Running Backs in 2018 | 3rd |
| Receptions | 87 | RB/Team History | 1st |
| Receptions Per Game | 5.4 | Running Backs in 2018 | 3rd |
| Receptions Per Game | 5.4 | RB/Team History | 1st |
| Receiving Yards | 751 | Running Backs in 2018 | 2nd |
| Receiving Yards | 751 | RB/Team History | 1st |
| Receiving Yards Per Game | 46.9 | Running Backs in 2018 | 3rd |
| Receiving Yards Per Game | 46.9 | RB/Team History | 1st |
| Receiving First Downs | 38 | Running Backs in 2018 | 2nd |
| Receiving First Downs | 38 | RB/Team History | 1st |
| Receiving First Down Percentage | 43.7 | Running Backs in 2018 | 7th |
| Receiving First Down Percentage | 43.7 | RB/Team History | 10th |
| Receiving Touchdowns | 7 | Running Backs in 2018 | T-1st |
| Receiving Touchdowns | 7 | RB/Team History | T-1st |
| Yards After Catch | 666 | NFL in 2018 | 4th |
| Yards After Catch | 666 | Running Backs in 2018 | 3rd |
| Yards After Catch | 666 | RB/Team History | 1st |



INSIDE THE NUMBERS

PATRIOTS BY THE NUMBERS

2

The Patriots scored on two special teams plays at Chicago (10/21/18), the fifth time that has occurred for New England since 1970.

5

DB Duron Harmon has five interceptions in the end zone during the regular season in his career.

10

New England is the only team that has made the playoffs in each of the last 10 seasons (2009-18).

12

Since 2001, the Patriots have the fewest weeks in the NFL with a losing record with 12 weeks. Pittsburgh is next with 56 weeks.

13

The Patriots have won 13 straight regular-season games at home.

15

The Patriots have had a rookie free agent make the 53-man opening-day roster for 15 straight seasons, the third-longest streak behind the Chargers (22) and Colts (20).

16

Tom Brady has thrown at least 10 touchdown passes to 16 different players, second to the 18 different players by Brett Favre.

18

The Patriots have gone 18 straight seasons without being swept in a series by a division opponent after beating each of the AFC East teams in 2018, extending the longest such streak since the 1970 NFL merger.

18

The Patriots have won nine or more games in 18 straight seasons, the most in the NFL.

19

RB James White has 19 touchdown receptions since 2015, the most among all running backs during that span.

27.0

The Patriots finished second in the NFL with a 27.0 kickoff return average in 2018. It is the highest in team history, beating the old mark of 26.9 in 1977.

39-0

The Patriots are 39-0 at home against AFC teams with Tom Brady and Julian Edelman in the lineup together.

62

Stephen Gostkowski kicked a Patriots record 62-yard field goal in Mexico City against Oakland on Nov. 19, 2017. His previous long was from 58 yards earlier that season vs. Carolina (10/01/17).

94-1

The Patriots are 94-1 all-time at Gillette Stadium when leading at halftime in the regular season.

ROBERT KRAFT BY THE NUMBERS

6

The number of Super Bowl championships the Patriots have won since Robert Kraft purchased the team in 1994. That mark is highest in the NFL over that span.

10

The number of conference championships the Patriots have won since Robert Kraft purchased the team in 1994, the NFL record for most conference championships as an owner.

18

The number of division championships won by the Patriots since Kraft purchased the team in 1994.

20

The number of playoff seasons earned by the Patriots in the 25 seasons since Robert Kraft purchased the team.

ROBERT KRAFT BY THE NUMBERS

47

The number of playoff games the Patriots have appeared in since 1994, the most in the NFL. Green Bay has the second most with 36.

274

The number of consecutive home games that have been sold out, including all playoff and preseason games, dating back to the 1994 season opener.

312

The number of games the Patriots have won since Robert Kraft purchased the franchise in 1994. Prior to Kraft's ownership, the team had won 225 total games in its entire 34-year history from 1960-93.

TOM BRADY BY THE NUMBERS

6

Brady is the only QB with six Super Bowl wins, surpassing Hall of Fame DL Charles Haley (5) as the only other NFL player with six Super Bowl wins.

6

Brady joins Herb Adderly (GB/DAL), Fuzzy Thurston (Green Bay) and Forrest Gregg (GB/DAL) as the only NFL players with six titles.

9

Brady won his ninth conference title in 2018, an NFL record. He passed DL Mike Lodish for the most Super Bowls played with his seventh in Super Bowl LI. Lodish played in six (four with Buffalo and two with Denver).

13

Brady played in his 13th conference championship game in 2018, the most in NFL history. Gene Upshaw and George Blanda (10) are tied for second-most conference championship game appearances.

16

Brady set a Super Bowl record with 16 straight pass completions in Super Bowl XLVI vs. the New York Giants.

19

The longest streak of consecutive pass completions by Brady in a regular-season game (Sept. 10, 2015 vs. Pittsburgh), a team record.

90.0

The percent of quarterback keepers converted by Brady (117-of-130) for first downs (89-of-98 on third-and-2 or less and 28-of-32 on fourth-and-2 or less).

237

Brady has the most overall wins of any NFL player with 237.

505

Brady set a Super Bowl record with 505 passing yards in Super Bowl LII, breaking the record of 466 yards he set the previous year in Super Bowl LI.

4,577

Brady led the NFL in 2017 with 4,577 yards passing at age 40 to become the oldest player to lead the NFL. The previous oldest player to lead the league in passing yards was Fran Tarkenton with 3,468 yards in 1978 at age 38 with Minnesota.

BILL BELICHICK BY THE NUMBERS

3

Bill Belichick (292 wins) is in third place on the NFL wins list.

4

Bill Belichick is the first coach to lead his team to four 500-point seasons (2007, 10-12).

5

The number of 14-win seasons by Bill Belichick, the most among all NFL coaches.

6

Bill Belichick has won six Super Bowls as a head coach, the most Super Bowl wins by a head coach in NFL history.

12

Super Bowl LIII was Belichick's 12th Super Bowl overall, including nine as a head coach and three as an assistant coach.



BILL BELICHICK NEWS & NOTES

Bill Belichick is the only head coach in NFL history to win six Super Bowl titles. He won more regular-season games (123) and more games overall (136) during a 10-year stretch (2002-11) than any other coach in NFL history. In 2007, Belichick led the Patriots to the fourth undefeated and untied regular season in NFL history and the first since the NFL established a 16-game schedule in 1978. His 45 consecutive years as an NFL coach are tied for first in NFL history with the 45 by Dick LeBeau. The only other NFL coach with at least 40 consecutive NFL coaching seasons is Tom Moore with 41.



25TH SEASON AS HEAD COACH 45TH NFL SEASON

Overall Record: 292-134 (.685)

Regular Season: 261-123 (.680)

Postseason: 31-11 (.738)

With Patriots overall (2000-18): 255-89 (.741)

Super Bowl Titles: 8 (86, 90, 01, 03, 04, 14, 16, 18)

Conf. Titles: 12 (86, 90, 96, 01, 03, 04, 07, 11, 14, 16, 17, 18)

Division Titles: 23 (75, 78, 86, 89, 90, 96, 98, 01, 03, 04, 05, 06, 07, 09, 10, 11, 12, 13, 14, 15, 16, 17, 18)

WHAT TO WATCH FOR IN 2019

- Bill Belichick has an NFL-best six Super Bowl championships as a head coach and joined George Halas and Curly Lambeau as the only NFL coaches with six championships since the league began postseason play in 1933.
- Belichick seeks back-to-back championships for a second time in his career (2003-04) – a feat so rare it has been achieved by only two other coaches in history. Chuck Noll did it with the Pittsburgh Steelers in the 1970s (1974-75, 1978-79), and Vince Lombardi did it with the Green Bay Packers in the 1960s (1961-62, 1966-67).
- Belichick enters the 2019 season third all-time with 261 career regular-season wins, behind Don Shula (328) and George Halas (318).
- Belichick has led New England to three straight Super Bowl berths, tied with Don Shula (1971-73) for the second most in NFL history. Marv Levy led Buffalo to four straight Super Bowl appearances (1990-93). Since postseason play began in 1933, George Halas led Chicago to four straight championship berths (1940-43) and Paul Brown led Cleveland to six straight championship appearances (1950-55).
- Belichick has 292 total victories (regular season and playoffs combined), third all-time behind Don Shula (347) and George Halas (324). Belichick needs eight wins in 2019 to become the third NFL coach with 300 career wins.
- Belichick's 16 division titles are the most in NFL history. Don Shula and Tom Landry are second with 13 division crowns.
- Belichick can extend his NFL record with an 11th consecutive division title. Four other coaches are tied for second with six straight division titles.
- Belichick enters 2019 with 18 straight winning seasons, second most behind Tom Landry with 20 (1966-85).
- Belichick has 16 consecutive 10-win seasons, an NFL record. George Seifert is second with eight (1989-96).
- Belichick owns the NFL record with 16 11-win seasons. Don Shula is second with 13.

WHAT TO WATCH FOR IN 2019 (CONT.)

- Belichick has the NFL record with 12 12-win seasons. Don Shula is second with eight.
- Belichick is the only head coach in NFL history with seven seasons of 13-plus wins. George Seifert is second with four 13-win seasons.
- Belichick has five 14-win seasons. George Seifert is second with three 14-win seasons.
- Belichick has led his teams to 17 postseason berths as a head coach, third all-time, behind the 19 by Don Shula and the 18 by Tom Landry. Belichick can tie Landry for second with a postseason berth in 2019.

THE HIGHEST WINNING PCT.

Bill Belichick has recorded 292 career wins as a head coach, which is third in NFL history. Belichick owns a career winning percentage of .685, first in NFL history.

TOP WINNING PERCENTAGE AMONG HEAD COACHES WITH AT LEAST 160 WINS (INCL. POSTSEASON)

| Head Coach | Team(s) | Years | W | L | T | Pct. |
|----------------|------------|------------------------------|-----|-----|----|------|
| Bill Belichick | CLE/NE | 1991-95, 2000-18 | 292 | 134 | 0 | .685 |
| George Halas | Chicago | 1920-29, 33-41, 46-55, 58-67 | 324 | 151 | 31 | .682 |
| Don Shula | BLT/MIA | 1963-95 | 347 | 173 | 6 | .666 |
| Curly Lambeau | GB/CHI/WAS | 1921-53 | 229 | 134 | 22 | .630 |

NOTE: Winning percentage calculated using current NFL rules, counting a tie as a half-win, half-loss.

MOVING ON UP

Bill Belichick ranks third all-time in NFL history with 292 career wins.

MOST WINS BY NFL COACHES

| Head Coach | Team(s) | Years | W | L | T |
|----------------|------------|------------------------------|-----|-----|----|
| Don Shula | BLT/MIA | 1963-95 | 347 | 173 | 6 |
| George Halas | Chicago | 1920-29, 33-41, 46-55, 58-67 | 324 | 151 | 31 |
| Bill Belichick | CLE/NE | 1991-95, 2000-18 | 292 | 134 | 0 |
| Tom Landry | Dallas | 1960-88 | 270 | 178 | 6 |
| Curly Lambeau | GB/CHI/WAS | 1921-53 | 229 | 134 | 22 |

SUPER SUCCESS

Bill Belichick has won six Super Bowls, the most by a head coach.

MOST SUPER BOWL VICTORIES

| Head Coach | Team | Titles | Seasons |
|----------------|---------------|--------|-------------------------|
| Bill Belichick | New England | 6 | 2001, 03-04, 14, 16, 18 |
| Chuck Noll | Pittsburgh | 4 | 1974-75, 78-79 |
| Joe Gibbs | Washington | 3 | 1982, 87, 91 |
| Bill Walsh | San Francisco | 3 | 1981, 84, 88 |

NOTE: Sorted by most recent championship. Super Bowls have determined NFL champion since 1966.





NINE CONFERENCE TITLES ARE THE MOST IN SUPER BOWL ERA

The 2018 AFC Championship was Bill Belichick's ninth conference championship, the most in NFL history during the Super Bowl era (since 1966).

MOST CONFERENCE CHAMPIONSHIPS BY A HEAD COACH IN SUPER BOWL ERA

| HEAD COACH | TEAM | # | SEASONS | SUPER BOWL APPEARANCES |
|----------------|-----------------|---|--|--|
| Bill Belichick | New England | 9 | 2001, 2003, 2004, 2007, 2011, 2014, 2016, 2017, 2018 | XXXVI, XXXVIII, XXXIX, XLII, XLVI, XLIX, LI, LII, LIII |
| Don Shula | Baltimore/Miami | 6 | 1968, 1971, 1972, 1973, 1982, 1984 | III, VI, VII, VIII, XVII, XIX |
| Tom Landry | Dallas | 5 | 1970, 1971, 1975, 1977, 1978 | V, VI, X, XII, XIII |
| Joe Gibbs | Washington | 4 | 1982, 1983, 1987, 1991 | XVII, XVIII, XXII, XXVI |
| Bud Grant | Minnesota | 4 | 1969, 1973, 1974, 1976 | IV, VII, IX, XI |
| Marv Levy | Buffalo | 4 | 1990, 1991, 1992, 1993 | XXV, XXVI, XXVII, XXVIII |
| Chuck Noll | Pittsburgh | 4 | 1974, 1975, 1978, 1979 | IX, X, XIII, XIV |
| Dan Reeves | Denver/Atlanta | 4 | 1986, 1987, 1989, 1998 | XXI, XXII, XXIV, XXIII |

12 SUPER BOWL APPEARANCES

Super Bowl LIII was Bill Belichick's 12th Super Bowl in his career, the most appearances by a coach in NFL history.

MOST SUPER BOWL APPEARANCES AS A HEAD COACH OR ASSISTANT

| | |
|----------------|---------------------------|
| Bill Belichick | 12 (nine as a head coach) |
| Dan Reeves | 7 (four as a head coach) |
| Don Shula | 6 (six as head coach) |
| Tom Landry | 5 (five as a head coach) |
| Chuck Noll | 5 (four as a head coach) |
| Marv Levy | 5 (four as a head coach) |

ELITE COMPANY

Bill Belichick joined George Halas and Curly Lambeau as the only coaches with six titles.

HEAD COACHES WITH FOUR OR MORE NFL TITLES

| Coach | NFL Titles | Championship Teams |
|----------------|------------|---|
| Bill Belichick | 6 | New England (SB XXXVI, XXXVIII, XXXIX, XLIX, LI and LIII) |
| George Halas | 6 | Chicago (1921, 33, 40, 41, 46 & 63) |
| Curly Lambeau | 6 | Green Bay (1929, 30, 31, 36, 39 & 44) |
| Vince Lombardi | 5 | Green Bay (1961, 62, 65, SB I & II) |

POSTSEASON COACHING MARK

Belichick coached in his NFL-record 37th postseason game in the 2017 AFC Divisional Playoff against Tennessee, moving past Tom Landry and Don Shula. He has now coached in 42 postseason games.

MOST POSTSEASON GAMES AS A HEAD COACH

| Head Coach | Team(s) | Games |
|----------------|--------------------------|-------|
| Bill Belichick | Cleveland/New England | 42 |
| Tom Landry | Dallas | 36 |
| Don Shula | Baltimore/Miami | 36 |
| Andy Reid | Philadelphia/Kansas City | 26 |
| Chuck Noll | Pittsburgh | 24 |
| Mike Holmgren | Green Bay/Seattle | 24 |
| Joe Gibbs | Washington | 24 |

13 CONFERENCE CHAMPIONSHIP GAME APPEARANCES

Belichick reached his 13th conference championship game as a head coach in 2018 to extend his record for the most since the 1970 merger.

MOST CONFERENCE CHAMPIONSHIP GAMES AS A HEAD COACH

| Head Coach | Conference Championship Games |
|----------------|-------------------------------|
| Bill Belichick | 13 |
| Tom Landry | 10 |
| Don Shula | 7 |
| Chuck Noll | 7 |
| John Madden | 6 |
| Bill Cowher | 6 |

MOST POSTSEASON WINS

Belichick earned his NFL-record 21st postseason victory after the Patriots defeated the Indianapolis Colts in the AFC Championship Game on Jan. 18, 2015. He now has 31 postseason victories.

MOST PLAYOFF WINS BY AN NFL HEAD COACH

| COACH | TEAM(S) | WINS |
|----------------|------------|------|
| Bill Belichick | CLE/NE | 31 |
| Tom Landry | Dallas | 20 |
| Don Shula | BLT/MIA | 19 |
| Joe Gibbs | Washington | 17 |
| Chuck Noll | Pittsburgh | 16 |

BEST POSTSEASON RECORDS IN NFL HISTORY (MINIMUM 10 GAMES)

| HEAD COACH | TEAM | W | L | PCT. |
|----------------|---------------|----|----|------|
| Vince Lombardi | GB/WAS | 9 | 1 | .900 |
| Bill Belichick | CLE/NE | 31 | 11 | .738 |
| Tom Flores | Oakland | 8 | 3 | .727 |
| Bill Walsh | San Francisco | 10 | 4 | .714 |
| Joe Gibbs | Washington | 17 | 7 | .708 |
| Jimmy Johnson | DAL/MIA | 9 | 4 | .692 |

POSTSEASON BERTHS

Bill Belichick has led his teams to 17 postseason berths, which is third all-time among NFL head coaches.

NFL HEAD COACHES WITH THE MOST POSTSEASON BERTHS

| Head Coach | Postseason Appearances |
|----------------|------------------------|
| Don Shula | 19 |
| Tom Landry | 18 |
| Bill Belichick | 17 |



BILL BELICHICK NEWS & NOTES

DIVISION TITLES RECORD

Belichick again guided the Patriots to the AFC East title in 2018. His 16 division titles are the most by a head coach in NFL history. Don Shula and Tom Landry are second with 13 titles.

MOST CONSECUTIVE DIVISION TITLES

Belichick is the first NFL coach to lead his team to 10 consecutive division titles after claiming another AFC East crown in 2018. Paul Brown (1950-55), Tom Landry (1966-71), Bud Grant (1973-78) and Chuck Noll (1974-79) led their teams to six straight titles.

NFL COACHES WITH THE MOST CONSECUTIVE DIVISION TITLES

| Head Coach | Team | Consec. Div. Titles |
|----------------|-------------|---------------------|
| Bill Belichick | New England | 10 (2009-18) |
| Paul Brown | Cleveland | 6 (1950-55) |
| Tom Landry | Dallas | 6 (1966-71) |
| Bud Grant | Minnesota | 6 (1973-78) |
| Chuck Noll | Pittsburgh | 6 (1974-79) |

SUPER COMEBACK

Belichick coached the Patriots back from a 25-point deficit to win Super Bowl LI. A comeback of that magnitude is extremely rare. There had been 2,656 games in which a team led by 25 points or more in NFL history, including the postseason. Teams leading by 25 had recorded 2,647 wins, 7 losses and 2 ties, a winning percentage of .997.

PATRIOTS RENAISSANCE

Once head coach Bill Belichick implemented his coaching design on the Patriots, his approach has given him the best record of any NFL head coach who has coached over 40 games since 2001 (including the postseason).

NFL COACHES RECORDS SINCE 2001

| Coach | Team(s) | W | L | T | Pct. |
|----------------|---------------|-----|----|---|------|
| Bill Belichick | New England | 250 | 78 | 0 | .762 |
| Tony Dungy | TB/IND | 101 | 41 | 0 | .711 |
| Jim Harbaugh | San Francisco | 49 | 22 | 1 | .688 |
| Bill Cowher | Pittsburgh | 70 | 35 | 1 | .665 |
| Mike Tomlin | Pittsburgh | 133 | 73 | 1 | .645 |
| Doug Pederson | Philadelphia | 33 | 20 | 0 | .623 |
| Pete Carroll | Seattle | 98 | 60 | 1 | .619 |

3X COACH OF THE YEAR

The Associated Press named Bill Belichick the NFL's Coach of the Year in 2010, the third time that Belichick earned the honor. He was also named Coach of the Year following the 2003 and 2007 seasons, joining Don Shula (4-time winner) and Chuck Knox as the only three-time winners.

ABOVE THE CENTURY MARK

Bill Belichick has an overall record of 292-134, 158 games above the .500 mark. He joins Don Shula and George Halas as the only coaches with 100 more wins than losses.

COACHES WITH 100 OR MORE WINS THAN LOSSES

| Head Coach | Team(s) | W | L | T | Wins above .500 |
|----------------|---------|-----|-----|----|-----------------|
| Don Shula | BLT/MIA | 347 | 173 | 6 | 174 |
| George Halas | Chicago | 324 | 151 | 31 | 173 |
| Bill Belichick | CLE/NE | 292 | 134 | 0 | 158 |

500+ FOR 3 STRAIGHT YEARS

Belichick became the first head coach in NFL history to lead a team to three straight 500-point seasons (2010-12) and four overall (2007-589, 2010-518, 2011-513 and 2012-557). St. Louis was the only other team to have done it three times (1999-526, 2000-540, 2001-503).

CLIMBING THE WINS LADDER

Belichick now has 225 career regular-season wins with the Patriots, the fourth-most regular-season wins with one team among head coaches.

NFL HEAD COACHES WITH THE MOST WINS WITH ONE TEAM

| Coach | Team | W | L | T |
|----------------|-------------|-----|-----|----|
| George Halas | Chicago | 318 | 148 | 31 |
| Don Shula | Miami | 257 | 133 | 2 |
| Tom Landry | Dallas | 250 | 162 | 6 |
| Bill Belichick | New England | 225 | 79 | 0 |
| Curly Lambeau | Green Bay | 209 | 104 | 21 |

BETTER THAN AVERAGE

Belichick has led the Patriots to 18 straight seasons with a winning record (2001-18), second all-time behind Tom Landry, whose Dallas Cowboys accomplished the feat 20 straight years from 1966-85.

MOST CONSECUTIVE SEASONS WITH A WINNING RECORD

| Head Coach | Team | Years |
|----------------|-------------|--------------|
| Tom Landry | Dallas | 20 – 1966-85 |
| Bill Belichick | New England | 18 – 2001-18 |
| Curly Lambeau | Green Bay | 14 – 1934-47 |
| Curly Lambeau | Green Bay | 12 – 1921-32 |
| George Halas | Chicago | 10 – 1933-42 |
| John Madden | Oakland | 10 – 1969-78 |

DOUBLE-DIGIT WINS

Belichick has led New England to a 16th consecutive season with at least 10 wins, tying San Francisco for the NFL record.

MOST CONSECUTIVE 10-WIN SEASONS

| Team | Years | Consec. Seasons w/10+ Wins |
|---------------|---------|----------------------------|
| New England | 2003-18 | 16 |
| San Francisco | 1993-98 | 16 |
| Indianapolis | 2002-10 | 9 |
| Dallas | 1975-81 | 7 |

CAREER MILESTONE

Belichick is just the fourth NFL head coach to reach 250 career regular-season victories. His 261 regular-season wins are the third-most regular season wins all-time.

MOST REGULAR-SEASON WINS, NFL HEAD COACHES

| Head Coach | Team(s) | W | L | T |
|----------------|------------|-----|-----|----|
| Don Shula | BLT/MIA | 328 | 156 | 6 |
| George Halas | Chicago | 318 | 148 | 6 |
| Bill Belichick | CLE/NE | 261 | 123 | 0 |
| Tom Landry | Dallas | 250 | 162 | 6 |
| Curly Lambeau | GB/CHI/WAS | 226 | 132 | 22 |

DIVISIONAL SUCCESS

HEAD COACHES WITH THE HIGHEST WINNING PERCENTAGE AGAINST DIVISION OPPONENTS (SINCE 1970 - MINIMUM 60 GAMES)

| Head Coach | Team(s) | W | L | T | Win Pct. |
|----------------------|---------------|-----|----|---|----------|
| Mike Tomlin | Pittsburgh | 50 | 20 | 1 | .711 |
| George Allen | LAR/WAS | 42 | 18 | 2 | .700 |
| Bud Grant | Minnesota | 69 | 31 | 1 | .688 |
| Bill Belichick | CLE/NE | 103 | 47 | 0 | .687 |
| Tom Landry | Dallas | 101 | 46 | 0 | .687 |
| Mike McCarthy | Green Bay | 51 | 23 | 2 | .684 |
| Marty Schottenheimer | CLE/KC/SD/WAS | 95 | 51 | 0 | .651 |

HEAD COACHES WITH THE MOST WINS AGAINST DIVISION OPPONENTS SINCE 1970

| Head Coach | Team(s) | Wins vs. Div. Opponents |
|----------------------|---------------|-------------------------|
| Don Shula | Miami | 132 |
| Bill Belichick | CLE/NE | 103 |
| Tom Landry | Dallas | 101 |
| Dan Reeves | DEN/NYG/ATL | 95 |
| Marty Schottenheimer | CLE/KC/SD/WAS | 95 |



TOM BRADY NEWS & NOTES

CAREER NOTES

Tom Brady has quarterbacked the Patriots to victories in 207 of his 267 career regular-season starts, compiling a .775 winning percentage and giving him the best record of any quarterback in the Super Bowl era (since 1966). Brady's 155 career wins in his first 200 starts are the most in NFL history. Peyton Manning is second with 136 wins in his first 200 career starts.



WHAT TO WATCH FOR IN 2019

- Tom Brady is third in the NFL with 517 regular-season touchdown passes, behind the 539 by Peyton Manning and 520 by Drew Brees.
- If Brady throws 30 or more touchdowns passes in 2019, he will become just the fourth player in NFL history with 30 or more touchdown passes in at least eight seasons, joining Brett Favre (9), Peyton Manning (9) and Drew Brees (10).
- Brady is tied with Peyton Manning, Drew Brees and Aaron Rodgers with four seasons with 35 or more touchdowns and needs to reach 35 touchdowns in 2019 for his fifth season with 35 or more touchdowns, for the most in NFL history.
- Brady has passed for 4,000 yards 10 times in his career and if he reaches 4,000 yards in 2019, he will be the third player to reach 11 seasons with 4,000 yards, joining Peyton Manning (14) and Drew Brees (12).
- Brady led the NFL with 36 touchdowns passes in 2015, the fourth time he led the NFL in touchdown passes. He tied Drew Brees, Len Dawson, Brett Favre, Peyton Manning, Johnny Unitas and Steve Young for most seasons leading the NFL in touchdown passes.
- Brady has 237 career victories (regular season and playoffs combined), the most wins all-time by an NFL player and will look to add to that number in 2019.
- Brady enters the 2019 season with 70,514 career passing yards, fourth in NFL history. He needs 1,325 passing yards this season to move past Brett Favre into third place for all-time NFL passing yards.
- Brady has 87 300-yard passing games and needs three more to become the third NFL player with 90 300-yard games, joining Drew Brees (115) and Peyton Manning (93).
- Brady is tied with eight other NFL players with two games with six or more touchdowns and needs one more game with six or more touchdowns to tie Peyton Manning, who had three games with six or more touchdowns.
- Brady needs six touchdown passes to tie and seven to pass George Blanda (1970) for most touchdown passes for a QB past his 42nd birthday.
- Tom Brady owns the NFL record with 30 Player of the Week awards and 10 Player of the Month honors.
- Brady has the NFL record with 57 career games with three touchdown passes and no interceptions.
- Brady has played in 269 NFL games entering the 2019 season, which is third all-time among NFL quarterbacks, behind George Blanda (340) and Brett Favre (302).

WHAT TO WATCH FOR IN 2019 (CONT.)

- Brady is entering his 20th season with the Patriots in 2019. He will join Darrell Green (20 - Washington), Jackie Slater (20 - L.A. Rams) and Jason Hanson (21 - Detroit) as the only players with at least 20 NFL seasons played with one team.
- Brady (14) needs one more Pro Bowl berth to move past Tony Gonzalez (14), Peyton Manning (14), Bruce Matthews (14) and Merlin Olsen (14) for the most Pro Bowl berths.

TOM'S TITLES

Brady is one of four players in the 100-year history of the NFL to win six titles.

NFL PLAYERS WITH SIX CHAMPIONSHIPS

| Player | Titles | Championship Teams |
|----------------|--------|---|
| Tom Brady | 6 | New England (SB XXXVI, XXXVIII, XXXIX, XLIX, LI & LIII) |
| Herb Adderly | 6 | Green Bay & Dallas (1961, 62, 65, SB I, II & VI) |
| Forrest Gregg | 6 | Green Bay & Dallas (1961, 62, 65, SB I, II & VI) |
| Fuzzy Thurston | 6 | Green Bay (1958, 61, 62, 65, SB I & II) |

RECORDING SUCCESS

TOP WINNING PERCENTAGE IN SUPER BOWL ERA (SINCE 1966, MINIMUM 50 STARTS, REGULAR SEASON ONLY)

| Player | Team(s) | Years | W | L | T | Pct. |
|-------------------|-------------|---------|-----|----|---|------|
| 1. Tom Brady | New England | 2000-18 | 207 | 60 | 0 | .775 |
| 2. Roger Staubach | Dallas | 1969-79 | 85 | 29 | 0 | .746 |
| 3. Joe Montana | SF/KC | 1979-94 | 117 | 47 | 0 | .713 |

ACTIVE QUARTERBACKS WINNING PERCENTAGE (MINIMUM 32 STARTS, REGULAR SEASON ONLY)

| Quarterback | Team(s) | W | L | T | Pct. |
|-----------------------|--------------|-----|-----|---|------|
| 1. Tom Brady | New England | 207 | 60 | 0 | .775 |
| 2. Ben Roethlisberger | Pittsburgh | 144 | 69 | 1 | .675 |
| 3. Russell Wilson | Seattle | 75 | 36 | 1 | .674 |
| 4. Dak Prescott | Dallas | 32 | 16 | 0 | .667 |
| 5. Aaron Rodgers | Green Bay | 100 | 57 | 1 | .636 |
| 6. Jared Goff | L.A. Rams | 24 | 14 | 0 | .632 |
| 7. Andrew Luck | Indianapolis | 53 | 33 | 0 | .616 |
| 8. Nick Foles | PHI/STL/KC | 26 | 18 | 0 | .591 |
| 9t. Joe Flacco | Baltimore | 96 | 67 | 0 | .589 |
| 9t. Drew Brees | SD/NO | 155 | 108 | 0 | .589 |

13 AFC CHAMPIONSHIP GAME APPEARANCES

The Patriots have reached 13 conference championship games in the Tom Brady/Bill Belichick era (since 2001 with Brady starting at QB; not including 2000, when he played one game as a substitute and 2008 when he only started one game).





TOM BRADY NEWS & NOTES

ALL-TIME WINS LEADER

MOST CAREER WINS BY A STARTING NFL QUARTERBACK (INCLUDING PLAYOFFS)

| Quarterback | Team(s) | Wins |
|----------------|----------------|-------------------------------------|
| Tom Brady | New England | 237 (207 reg. season/30 postseason) |
| Peyton Manning | IND/DEN | 200 (186 reg. season/14 postseason) |
| Brett Favre | ATL/GB/NYJ/MIN | 199 (186 reg. season/13 postseason) |
| Drew Brees | SD/NO | 163 (155 reg. season/8 postseason) |

MOST GAMES OVER .500 (INCLUDING PLAYOFFS)

| Quarterback | Games Over .500 | W | L | T |
|----------------|-----------------|-----|----|---|
| Tom Brady | 167 | 237 | 70 | 0 |
| Peyton Manning | 108 | 200 | 92 | 0 |

MOST OVERALL WINS

Brady's 237 overall career wins are for the most wins all-time.

MOST WINS BY AN NFL PLAYER INCLUDING PLAYOFFS REGULAR SEASON

| Player | Wins | Player | Wins |
|----------------|------|----------------|------|
| Tom Brady | 237 | Adam Vinatieri | 215 |
| Adam Vinatieri | 236 | George Blanda | 209 |
| George Blanda | 218 | Tom Brady | 207 |
| Jerry Rice | 211 | Gary Anderson | 201 |
| Gary Anderson | 210 | Jerry Rice | 194 |
| Peyton Manning | 200 | | |

PILING UP THE WINS

MOST REGULAR-SEASON WINS BY A QB IN NFL HISTORY (REGULAR SEASON ONLY)

| Name | W | L | T | Pct. |
|--------------------|-----|-----|---|------|
| Tom Brady | 207 | 60 | 0 | .775 |
| Brett Favre | 186 | 112 | 0 | .624 |
| Peyton Manning | 186 | 79 | 0 | .702 |
| Drew Brees | 155 | 108 | 0 | .589 |
| John Elway | 148 | 82 | 1 | .643 |
| Dan Marino | 147 | 93 | 0 | .613 |
| Ben Roethlisberger | 144 | 69 | 1 | .675 |
| Fran Tarkenton | 124 | 109 | 6 | .531 |
| Johnny Unitas | 119 | 64 | 4 | .647 |
| Philip Rivers | 118 | 90 | 0 | .567 |
| Joe Montana | 117 | 47 | 0 | .713 |

NFL FRANCHISE WINS LEADER

Brady has 207 career regular-season wins with the Patriots, the most by a starting quarterback with one team. Brady set the record with his 161st win in his 208th game, breaking Brett Favre's record of 160 wins with the Packers (253 starts).

MOST WINS AS A STARTING QB FOR ONE TEAM

| Player | Team | Wins |
|--------------------|--------------|------|
| Tom Brady | New England | 207 |
| Brett Favre | Green Bay | 160 |
| John Elway | Denver | 148 |
| Dan Marino | Miami | 147 |
| Ben Roethlisberger | Pittsburgh | 144 |
| Peyton Manning | Indianapolis | 141 |

MVP AWARDS

Brady was named the NFL's Most Valuable Player in 2017 for the third time in his career. He is one of five players in NFL history to win the honor at least three times.

MOST NFL MVP AWARDS

| Player | MVP Awards | Years |
|----------------|------------|--------------------|
| Peyton Manning | 5 | 2003-04, 08-09, 13 |
| Tom Brady | 3 | 2007, 10, 17 |
| Jim Brown | 3 | 1957-58, 65 |
| Brett Favre | 3 | 1995, 96-97 |
| Johnny Unitas | 3 | 1959, 64, 67 |

BRADY'S COMEBACKS

Brady has engineered 58 career game-winning performances to lead his team back from a fourth quarter deficit or tie.

| DATE | OPP. | SCORE | TIME REMAINING | | PASSING STATISTICS | | | | FINAL |
|----------|--------|-------|----------------|-----|--------------------|-----|----|-----|------------|
| | | | IN REG. | ATT | CMP | YDS | TD | INT | |
| 02/03/19 | LAR** | 3-3 | 15:00 | 5 | 4 | 67 | 0 | 0 | 13-3 |
| 01/20/19 | at KC# | 17-21 | 7:45 | 20 | 11 | 147 | 0 | 0 | (ot) 37-31 |
| 11/04/18 | GB | 17-17 | 15:00 | 6 | 6 | 104 | 1 | 0 | 31-17 |
| 10/14/18 | KC | 40-40 | 3:03 | 2 | 2 | 55 | 0 | 0 | 43-40 |
| 01/21/18 | JAX# | 10-20 | 14:52 | 14 | 9 | 138 | 2 | 0 | 24-20 |
| 12/17/17 | at PIT | 16-24 | 15:00 | 8 | 4 | 75 | 0 | 0 | 27-24 |
| 09/24/17 | HOU | 28-33 | 2:24 | 7 | 5 | 93 | 1 | 0 | 36-33 |
| 02/05/17 | ATL** | 9-28 | 15:00 | 27 | 21 | 246 | 1 | 0 | (ot) 34-28 |
| 01/27/16 | at NYJ | 13-17 | 10:17 | 15 | 10 | 132 | 1 | 0 | 22-17 |
| 11/15/15 | at NYG | 17-23 | 15:00 | 18 | 11 | 193 | 1 | 1 | 27-26 |
| 10/25/15 | NYJ | 16-17 | 15:00 | 17 | 14 | 150 | 2 | 0 | 30-23 |
| 02/01/15 | SEA** | 14-24 | 15:00 | 15 | 13 | 124 | 2 | 0 | 28-24 |
| 01/10/15 | BAL* | 28-28 | 15:00 | 8 | 9 | 72 | 1 | 0 | 35-31 |
| 12/21/14 | at NYJ | 10-13 | 15:00 | 6 | 3 | 26 | 0 | 1 | 17-13 |
| 12/07/14 | at SD | 13-14 | 15:00 | 8 | 7 | 112 | 1 | 0 | 23-14 |
| 12/08/13 | CLE | 3-19 | 15:00 | 20 | 16 | 142 | 2 | 0 | 27-26 |
| 12/01/13 | at HOU | 21-24 | 15:00 | 12 | 8 | 87 | 0 | 0 | 34-31 |
| 11/24/13 | DEN | 21-24 | 15:00 | 19 | 12 | 100 | 1 | 0 | (ot) 34-31 |
| 10/13/13 | NO | 23-27 | 1:13 | 5 | 7 | 70 | 1 | 0 | 30-27 |
| 09/08/13 | at BUF | 20-21 | 4:31 | 7 | 7 | 36 | 0 | 0 | 23-21 |
| 10/21/12 | NYJ | 23-26 | 1:37 | 9 | 13 | 95 | 0 | 0 | (ot) 29-26 |
| 09/30/12 | at BUF | 21-21 | 15:00 | 7 | 4 | 78 | 2 | 0 | 52-28 |
| 01/22/12 | BAL# | 16-20 | 15:00 | 6 | 3 | 20 | 0 | 1 | 23-20 |
| 12/24/11 | MIA | 17-17 | 15:00 | 11 | 8 | 120 | 0 | 0 | 27-24 |
| 10/16/11 | DAL | 13-16 | 5:13 | 9 | 11 | 87 | 1 | 0 | 20-16 |
| 12/19/10 | GB | 21-27 | 13:49 | 6 | 5 | 82 | 1 | 0 | 31-27 |
| 11/25/10 | at DET | 24-24 | 15:00 | 5 | 5 | 86 | 2 | 0 | 45-24 |
| 10/17/10 | BAL | 10-20 | 14:53 | 24 | 16 | 156 | 1 | 1 | (ot) 23-20 |
| 09/14/09 | BUF | 13-24 | 5:32 | 13 | 11 | 112 | 2 | 0 | 25-24 |
| 12/29/07 | at NYG | 23-28 | 15:00 | 12 | 8 | 130 | 1 | 0 | 38-35 |
| 12/03/07 | at BAL | 17-24 | 14:25 | 17 | 7 | 113 | 1 | 0 | 27-24 |
| 11/25/07 | PHI | 24-28 | 15:00 | 16 | 11 | 109 | 0 | 0 | 31-28 |
| 11/04/07 | at IND | 10-20 | 9:42 | 10 | 8 | 144 | 2 | 0 | 24-20 |
| 01/14/07 | at SD* | 13-21 | 8:35 | 14 | 9 | 122 | 1 | 1 | 24-21 |
| 12/03/06 | DET | 13-21 | 13:07 | 15 | 14 | 101 | 0 | 0 | 28-21 |
| 11/26/06 | CHI | 10-10 | 14:46 | 7 | 6 | 98 | 1 | 0 | 17-13 |
| 09/10/06 | BUF | 14-17 | 15:00 | 6 | 3 | 58 | 0 | 1 | 19-17 |
| 11/13/05 | at MIA | 15-16 | 2:53 | 2 | 2 | 76 | 1 | 0 | 23-16 |
| 10/30/05 | BUF | 7-16 | 10:07 | 4 | 4 | 69 | 0 | 0 | 21-16 |
| 10/09/05 | at ATL | 28-28 | 3:52 | 2 | 2 | 17 | 0 | 0 | 31-28 |
| 09/25/05 | at PIT | 10-13 | 14:19 | 12 | 12 | 167 | 0 | 0 | 23-20 |
| 02/06/05 | PHI** | 14-14 | 15:00 | 4 | 2 | 33 | 0 | 0 | 24-21 |
| 10/03/04 | at BUF | 17-17 | 15:00 | 4 | 2 | 8 | 1 | 0 | 31-17 |
| 02/01/04 | CAR** | 29-29 | 1:08 | 5 | 4 | 47 | 0 | 0 | 32-29 |
| 01/10/04 | TEN* | 14-14 | 15:00 | 11 | 6 | 27 | 0 | 0 | 17-14 |
| 11/30/03 | at IND | 31-31 | 10:21 | 6 | 3 | 31 | 1 | 0 | 38-34 |
| 11/23/03 | at HOU | 13-20 | 3:11 | 14 | 10 | 133 | 1 | 0 | (ot) 23-20 |
| 11/03/03 | at DEN | 23-26 | 2:51 | 4 | 5 | 58 | 1 | 0 | 30-26 |
| 10/19/03 | at MIA | 13-13 | 15:00 | 10 | 7 | 147 | 1 | 0 | (ot) 19-13 |
| 10/05/03 | TEN | 24-27 | 4:40 | 1 | 1 | 15 | 0 | 0 | 38-30 |
| 12/29/02 | MIA | 13-24 | 4:59 | 13 | 8 | 69 | 1 | 0 | (ot) 27-24 |
| 11/10/02 | at CHI | 19-30 | 5:16 | 14 | 9 | 116 | 2 | 0 | 33-30 |
| 09/22/02 | KC | 38-38 | 0:00 | 5 | 4 | 46 | 0 | 0 | (ot) 41-38 |
| 02/03/02 | STL** | 17-17 | 1:21 | 8 | 5 | 53 | 0 | 0 | 20-17 |
| 01/19/02 | OAK* | 3-13 | 15:00 | 27 | 20 | 138 | 0 | 0 | (ot) 16-13 |
| 12/16/01 | at BUF | 6-9 | 5:57 | 13 | 9 | 116 | 0 | 0 | (ot) 12-9 |
| 12/02/01 | at NYJ | 14-16 | 15:00 | 7 | 6 | 56 | 0 | 0 | 17-16 |
| 10/14/01 | SD | 16-26 | 8:48 | 18 | 13 | 130 | 1 | 0 | (ot) 29-26 |

^ - Statistics are from the time noted until the end of the game

* Divisional Playoffs ** Super Bowl #AFC Championship



TOM BRADY NEWS & NOTES

DIVISION TITLE MARK

Brady extended his NFL record by leading the Patriots to their 10th straight division title in 2018.

MOST CONSECUTIVE DIVISION TITLES BY A STARTING QB

| Player | Team | Consec. Division Titles (Years) |
|----------------|-------------|---------------------------------|
| Tom Brady | New England | 10 (2009-18) |
| Terry Bradshaw | Pittsburgh | 6 (1974-79) |
| Fran Tarkenton | Minnesota | 6 (1973-78) |

NFL RECORD FOR MOST DIVISION TITLES

| | |
|----------------|----|
| Tom Brady | 16 |
| Peyton Manning | 12 |
| Joe Montana | 9 |
| Brett Favre | 8 |
| Terry Bradshaw | 7 |
| John Elway | 7 |

43 GAME-WINNING DRIVES

Brady has 43 game-winning drives in the fourth quarter or overtime in the regular season.

MOST GAME WINNING DRIVES IN THE FOURTH QUARTER OR OVERTIME (REGULAR SEASON SINCE 1970)

| Player | Team(s) | 4th Qtr Game-Winning Drives |
|----------------|-------------|-----------------------------|
| Peyton Manning | IND/DEN | 54 |
| Dan Marino | Miami | 47 |
| Drew Brees | SD/NO | 44 |
| Tom Brady | New England | 43 |
| Brett Favre | GB/NYJ/MIN | 43 |

COMEBACK KID

MOST WINS BY A QB AFTER TRAILING BY 10+ POINTS SINCE 2000 (INCLUDING PLAYOFFS)

| Player | Wins |
|--------------------|------|
| Tom Brady | 32 |
| Peyton Manning | 26 |
| Drew Brees | 21 |
| Eli Manning | 20 |
| Ben Roethlisberger | 19 |

A WINNING COMPARISON

Tom Brady has won 30 postseason games in his career. Only four NFL franchises have won more playoff games in their history than Brady has in his career: New England (37), Pittsburgh (36), Dallas (35) and Green Bay (34).

RECORD AS A STARTER

| | Reg. Season | Playoffs | Total |
|-------------------------|-------------|----------|--------|
| Overall | 207-60 | 30-10 | 237-70 |
| Home: | 115-18 | 20-3 | 135-21 |
| Road: | 92-42 | 10-7* | 102-49 |
| By Total Yardage | | | |
| Less than 200: | 38-17 | 4-1 | 42-18 |
| 200-299: | 97-28 | 14-5 | 111-33 |
| 300 or more: | 72-15 | 12-4 | 84-19 |
| Other Records | | | |
| On Artificial Turf: | 132-20 | 18-6 | 150-26 |
| Temp Below 40: | 41-6 | 16-2 | 57-8 |
| Thanksgiving or later: | 78-20 | 30-10 | 108-30 |
| Leading at Halftime: | 162-18 | 21-4 | 183-22 |
| Leading after 3 Qtrs: | 174-10 | 19-3 | 193-13 |
| Overtime: | 9-4 | 3-0 | 12-4 |
| Passer rating >100.0: | 118-9 | 15-1 | 133-10 |

*-Includes nine Super Bowls at neutral sites

LATE-GAME WINNER

Brady now has eight career games in which he threw a game-winning touchdown pass in the final minute of the game to turn a Patriots deficit into a Patriots win.

11/10/02 at Chicago* W 33-30
The Patriots trailed 30-25 when Brady threw a 20-yard touchdown to David Patten with 21 seconds left to give the Patriots a 33-30 win.
*Champaign, Ill.

11/3/03 at Denver W 30-26
The Patriots trailed 26-23 when Brady threw an 18-yard touchdown to David Givens with 30 seconds left to give the Patriots a 30-26 win.

12/3/07 at Baltimore W 27-24
The Patriots trailed 24-20 when Brady threw an 8-yard touchdown to Jabar Gaffney with 44 seconds left to give the Patriots a 27-24 win.

9/14/09 vs. Buffalo W 25-24
The Patriots trailed 24-19 when Brady threw a 16-yard touchdown to Ben Watson with 50 seconds left to give the Patriots a 25-24 win.

10/16/11 vs. Dallas W 20-16
The Patriots trailed 16-13 when Brady threw an 8-yard touchdown pass to Aaron Hernandez with 22 seconds left to give the Patriots a 20-16 win.

10/13/13 vs. New Orleans W 30-27
The Patriots trailed 27-23 when Brady threw a 17-yard touchdown pass to Kenbrell Thompkins with five seconds left to give the Patriots a 30-27 win.

12/08/13 vs. Cleveland W 27-26
The Patriots trailed 26-21 when Brady threw a 1-yard touchdown pass to Danny Amendola with 31 seconds left to give the Patriots a 27-26 win.

09/24/17 vs. Houston W 36-33
The Patriots trailed 33-28 with 2:24 to play when Brady threw a 25-yard touchdown pass to WR Brandin Cooks with 23 seconds to play to give the Patriots the lead and then added a two-point play to Cooks for a 36-33 victory.

STERLING CAREER RECORD

Tom Brady's career record is impressive no matter which division or conference foe he is facing:

| | |
|------------------------|-------|
| Record vs. AFC East | 81-20 |
| Record vs. rest of AFC | 74-25 |
| Record vs. NFC | 52-15 |

WINNINGEST COACH/QB TANDEM

Bill Belichick and Tom Brady have the best winning percentage and most wins for a head coach/QB tandem since the 1970 merger.

WINNINGEST COACH/QB TANDEM SINCE 1970 (REGULAR SEASON ONLY - BY WINNING PERCENTAGE)

| Quarterback/Head Coach | Team | W | L | T | Pct. |
|---------------------------|------|-----|----|---|------|
| Tom Brady/Bill Belichick | NE | 207 | 60 | 0 | .775 |
| Peyton Manning/Tony Dungy | IND | 85 | 27 | 0 | .759 |
| Ken Stabler/John Madden | OAK | 60 | 19 | 1 | .756 |

WINNINGEST COACH/QB TANDEM SINCE 1970 (REGULAR SEASON ONLY - BY VICTORIES)

| Quarterback/Head Coach | Team | W | L | T | Pct. |
|--------------------------------|------|-----|----|---|------|
| Tom Brady/Bill Belichick | NE | 207 | 60 | 0 | .775 |
| Drew Brees/Sean Payton | NO | 118 | 71 | 0 | .624 |
| Dan Marino/Don Shula | MIA | 116 | 68 | 0 | .630 |
| Ben Roethlisberger/Mike Tomlin | PIT | 115 | 58 | 1 | .663 |
| Terry Bradshaw/Chuck Noll | PIT | 107 | 51 | 0 | .677 |

MOST WINS BY A STARTING QB THROUGH 200 STARTS

Brady had 155 career regular-season wins in his first 200 regular-season starts (.775 win pct.). Peyton Manning is second with 136 victories in his first 200 starts.

| | |
|--------------------|-----|
| Tom Brady | 155 |
| Peyton Manning | 136 |
| Ben Roethlisberger | 135 |
| Dan Marino | 125 |



TOM BRADY NEWS & NOTES

NO PLACE LIKE HOME

Brady made his 100th career home start against Chicago on Oct. 26, 2014. The win over the Bears gave Brady an 87-13 home record in his first 100 home starts, the best in NFL history since the merger for a quarterback with at least 50 starts.

BEST HOME REGULAR-SEASON STARTING RECORDS (MINIMUM 40 STARTS)

| Player | Team | W | L | T | PCT. |
|----------------|-------------|-----|----|---|------|
| Tom Brady | New England | 115 | 18 | 0 | .865 |
| Terry Bradshaw | Pittsburgh | 67 | 12 | 0 | .848 |
| Roger Staubach | Dallas | 49 | 10 | 0 | .831 |
| John Elway | Denver | 95 | 23 | 0 | .805 |
| Aaron Rodgers | Green Bay | 61 | 16 | 1 | .788 |

BEST HOME STARTING RECORDS (INCLUDING PLAYOFFS)

| Player | Team | W | L | PCT. |
|----------------|-------------|-----|----|------|
| Tom Brady | New England | 135 | 21 | .865 |
| Terry Bradshaw | Pittsburgh | 75 | 14 | .843 |
| John Elway | Denver | 104 | 25 | .806 |
| Roger Staubach | Dallas | 54 | 13 | .806 |
| Russell Wilson | Seattle | 49 | 12 | .803 |

BEST HOME REGULAR-SEASON RECORD IN FIRST 100 STARTS

| Player | Team | W | L | PCT. |
|-------------|-------------|----|----|------|
| Tom Brady | New England | 87 | 13 | .870 |
| Brett Favre | Green Bay | 82 | 18 | .820 |
| John Elway | Denver | 77 | 23 | .770 |

HOME FIELD ADVANTAGE I

Brady won his 100th regular-season game at Gillette Stadium on Dec. 24, 2017, when the Patriots beat Buffalo, 37-16. He is the only NFL quarterback with 100 wins in a stadium. He now has 109 wins at Gillette Stadium. John Elway is second with 95 wins at Mile High Stadium.

HOME FIELD ADVANTAGE II

Brady is 78-8 overall at home in the regular season since 2007. That is equal to or more than the win total that five teams have (home and away) combined during that span.

| Team | Wins Since 2007 |
|------------------|-----------------|
| Detroit | 78 |
| Tampa Bay | 73 |
| Oakland | 70 |
| Los Angeles Rams | 70 |
| Jacksonville | 68 |
| Cleveland | 55 |

HOME COOKIN'

Tom Brady is second behind Drew Brees for most career touchdown passes in a single stadium in NFL history.

| Player | Team | Stadium | TD Passes |
|-------------|-------------|-------------------------|-----------|
| Drew Brees | New Orleans | Mercedes-Benz Superdome | 252 |
| Tom Brady | New England | Gillette Stadium | 246 |
| Brett Favre | GB/MIN | Lambeau Field | 214 |

ROAD WINNER

The win over Denver on Nov. 12, 2017 was Brady's 86th road victory, passing Peyton Manning for the most in NFL history. Brady now has 92 career road wins.

TOM TERRIFIC IN DECEMBER

Brady is 60-13 (.822) in December, the second-highest winning percentage in December among quarterbacks in the Super Bowl era with at least 20 starts. Roger Staubach is first (17-3, .850). Brady's 60 December wins are the most in NFL history, followed by the 52 by Brett Favre and the 49 by Peyton Manning. Additionally, Brady is 32-4 all-time in December at Gillette stadium.

UNDEFEATED AGAINST 5

Brady is undefeated against five teams – Atlanta (5-0), Chicago (5-0), Minnesota (5-0), Dallas (4-0) and Tampa Bay (4-0). Brady is most successful against Buffalo, with a 30-3 career record and the non-divisional team he has beaten the most is Indianapolis (11-3).

BRADY BEATS BUFFALO

Brady owns a 30-3 record against the Buffalo Bills. His 30 wins against Buffalo are most ever by a quarterback against a single team.

MOST WINS BY A STARTING QUARTERBACK AGAINST AN OPPONENT (REGULAR SEASON ONLY)

| | |
|--------------------|----------------------------|
| Tom Brady | 30 wins against Buffalo |
| Tom Brady | 27 wins against N.Y. Jets |
| Brett Favre | 26 wins against Detroit |
| Brett Favre | 23 wins against Chicago |
| Ben Roethlisberger | 23 wins against Cincinnati |

MOST INTER-CONFERENCE WINS

Tom Brady has the most wins in inter-conference games since 1970.

MOST WINS IN INTER-CONFERENCE GAMES SINCE 1970

| | |
|--------------------|----|
| Tom Brady | 52 |
| Peyton Manning | 46 |
| Brett Favre | 43 |
| Ben Roethlisberger | 38 |
| Dan Marino | 37 |

ALL-TIME LEADER IN TOTAL TDS

Brady set the NFL record for all-time touchdown passes (including playoffs) with his three-touchdown performance at Miami (12/09/18). He is one of four quarterbacks with 500 career regular-season touchdown passes and has the most touchdown passes with one touch-

ALL-TIME TOUCHDOWN PASS LEADERS (INCLUDING PLAYOFFS)

| Player | Years | Team(s) | Total TD | Regular Season | Playoffs |
|----------------|--------------|----------------|----------|----------------|----------|
| Tom Brady | 2000-Present | New England | 590 | 517 | 73 |
| Peyton Manning | 1998-2015 | IND/DEN | 579 | 539 | 40 |
| Drew Brees | 2001-present | SD/NO | 553 | 520 | 33 |
| Brett Favre | 1991-2010 | ATL/GB/NYJ/MIN | 552 | 508 | 44 |

MOST TOUCHDOWN PASSES WITH ONE TEAM (INCLUDING PLAYOFFS)

| Player | Years | Team(s) | Total TD | Regular Season | Playoffs |
|----------------|--------------|--------------|----------|----------------|----------|
| Tom Brady | 2000-present | New England | 590 | 517 | 73 |
| Brett Favre | 1992-2007 | Green Bay | 481 | 442 | 39 |
| Drew Brees | 2006-present | New Orleans | 471 | 440 | 31 |
| Dan Marino | 1983-99 | Miami | 452 | 420 | 32 |
| Peyton Manning | 1998-2010 | Indianapolis | 428 | 399 | 29 |

MOST CAREER TOUCHDOWN PASSES (REGULAR SEASON ONLY)

| | |
|----------------|-----|
| Peyton Manning | 539 |
| Drew Brees | 520 |
| Tom Brady | 517 |
| Brett Favre | 508 |
| Dan Marino | 420 |

70,000 YARDS

Tom Brady became the fourth quarterback to reach 70,000 regular-season passing yards against Pittsburgh (12/16/18).

| Player | Team(s) | Passing Yards |
|-----------------------|----------------|---------------|
| 1. Drew Brees | SD/NO | 74,437 |
| 2. Peyton Manning | IND/DEN | 71,940 |
| 3. Brett Favre | GB/NYJ/MIN | 71,838 |
| 4. Tom Brady | New England | 70,514 |
| 5. Dan Marino | Miami | 61,361 |
| 6. Ben Roethlisberger | Pittsburgh | 56,194 |
| 7. Eli Manning | N.Y. Giants | 55,981 |
| 8. Philip Rivers | SD/LAC | 54,656 |
| 9. John Elway | Denver | 51,475 |
| 10. Warren Moon | HOU/MIN/SEA/KC | 49,325 |





TOM BRADY NEWS & NOTES

FIRST IN PASSING YARDS

Brady became the all-time NFL leader in total passing yards (regular season and playoffs) in the victory at the New York Jets on Nov. 25, 2018.

NFL ALL-TIME LEADERS FOR PASSING YARDS (INCLUDING PLAYOFFS)

| | |
|------------------------|---------------|
| Tom Brady | 81,693 |
| Peyton Manning | 79,279 |
| Drew Brees..... | 79,196 |
| Brett Favre..... | 77,693 |

FIRST IN TOTAL YARDS

Brady sits first all-time in NFL history in the category of combined passing, rushing and receiving yards in the regular season and playoffs.

NFL ALL-TIME LEADERS FOR TOTAL YARDS (INCLUDING PLAYOFFS)

| | |
|------------------------|---------------|
| Tom Brady | 82,897 |
| Drew Brees..... | 80,068 |
| Peyton Manning | 79,978 |
| Brett Favre..... | 79,602 |
| Dan Marino..... | 65,953 |

FOURTH-HIGHEST QB RATING

Brady owns the fourth-highest QB rating in NFL history.

HIGHEST QB RATING IN NFL HISTORY

| Player | Team(s) | Years | Rating |
|------------------|--------------------|----------------|-------------|
| Aaron Rodgers | Green Bay | 2005-18 | 103.1 |
| Russell Wilson | Seattle | 2012-18 | 100.3 |
| Drew Brees | SD/NO | 2001-18 | 97.7 |
| Tom Brady | New England | 2000-18 | 97.6 |
| Tony Romo | Dallas | 2004-16 | 97.1 |
| Steve Young | TB/SF | 1985-99 | 96.8 |
| Peyton Manning | IND/DEN | 1998-2015 | 96.5 |
| Philip Rivers | SD/LAC | 2004-18 | 95.6 |

BRADY 300-YARD GAMES

Brady has 87 NFL games with 300 or more yards passing and the Patriots are 72-15 in those games. He is one of three players with at least 80 300-yard games.

NFL QUARTERBACK 300-YARD PASSING GAMES

| | |
|------------------------|-----------|
| Drew Brees..... | 115 |
| Peyton Manning..... | 93 |
| Tom Brady | 87 |
| Dan Marino..... | 63 |
| Brett Favre..... | 62 |
| Philip Rivers..... | 62 |

Brady had a career-best 11 300-yard games in 2011, tied for third-most in NFL history behind Drew Brees (13 in 2011) and Peyton Manning (12 in 2013).

6,000 COMPLETIONS

Brady became the fourth NFL player to reach 6,000 completions in the 2018 regular-season finale vs. N.Y. Jets on Dec. 30, 2018.

MOST PASS COMPLETIONS IN NFL HISTORY (REGULAR SEASON)

| | |
|------------------------|--------------|
| Drew Brees..... | 6,586 |
| Brett Favre..... | 6,300 |
| Peyton Manning | 6,125 |
| Tom Brady | 6,004 |
| Dan Marino..... | 4,967 |

FOUR 35-TD SEASONS

Brady, who led the NFL with 36 touchdowns in 2015, is one of four NFL quarterbacks with at least 35 touchdowns passes in four different seasons.

MOST 35+ TOUCHDOWNS SEASONS IN NFL HISTORY

| | |
|------------------------|---|
| Tom Brady | 4 (2007-50, 2010-36, 2011-39, 2015-36) |
| Peyton Manning..... | 4 (2004-49, 2012-37, 2013-55, 2014-39) |
| Drew Brees..... | 4 (2011-46, 2012-43, 2013-39, 2016-37) |
| Aaron Rodgers..... | 4 (2011-45, 2012-39, 2014-38, 2016-40) |
| Brett Favre..... | 3 (1995-38, 1996-39, 1997-35) |

SEVEN 30-TD SEASONS

Brady has logged seven 30-touchdown seasons. The only other Patriots quarterback to have a 30-touchdown season is Vito "Babe" Parilli in 1964 when he led the AFL with 31. Brady is one of four quarterbacks in NFL history to have 30 or more touchdown passes in at least seven seasons and one of six quarterbacks in NFL history with three or more straight seasons with 30 or more touchdowns.

MOST SEASONS WITH 30+ TOUCHDOWN PASSES

| Player | 30-TD Seasons |
|------------------------|---------------|
| Drew Brees..... | 10 |
| Brett Favre..... | 9 |
| Peyton Manning | 9 |
| Tom Brady | 7 |
| Aaron Rodgers..... | 6 |
| Philip Rivers..... | 6 |
| Dan Marino..... | 4 |
| Tony Romo..... | 4 |

CONSECUTIVE 30 TOUCHDOWN SEASONS

| Player | Consec. 30-TD Seasons |
|------------------------|-----------------------|
| Drew Brees..... | 9 (2008-16) |
| Brett Favre..... | 5 (1994-98) |
| Peyton Manning.... | 5 (2009-10, 12-14) |
| Tom Brady | 3 (2010-12) |
| Dan Marino..... | 3 (1984-86) |
| Aaron Rodgers..... | 3 (2014-16) |

ECLIPSING 3K

Brady reached 3,000 passing yards for the 16th time in 2018.

MOST 3,000-YARD SEASONS

| | |
|--------------------------|-----------|
| Brett Favre..... | 18 |
| Tom Brady | 16 |
| Drew Brees..... | 16 |
| Peyton Manning..... | 16 |
| Eli Manning..... | 14 |
| Dan Marino..... | 13 |
| Ben Roethlisberger | 13 |
| Philip Rivers..... | 13 |

4,000-YARD SEASONS

Brady reached 4,000 yards passing for the 10th time in 2018.

ALL-TIME 4,000-YARD PASSING SEASONS

| | |
|------------------------|-----------|
| Peyton Manning..... | 14 |
| Drew Brees..... | 12 |
| Tom Brady | 10 |
| Philip Rivers..... | 10 |
| Matt Ryan..... | 8 |

PATRIOTS TOP PASSING YARD SEASONS

| Player | Year | Yards |
|------------------------|-------------------|--------------|
| Tom Brady | 2011 | 5,235 |
| Tom Brady | 2012 | 4,827 |
| Tom Brady | 2007 | 4,806 |
| Tom Brady | 2015 | 4,770 |
| Tom Brady | 2017 | 4,577 |
| Drew Bledsoe..... | 1994..... | 4,555 |
| Tom Brady | 2009 | 4,398 |
| Tom Brady | 2018 | 4,355 |
| Tom Brady | 2013 | 4,343 |
| Tom Brady | 2005 | 4,110 |
| Tom Brady | 2014 | 4,109 |
| Drew Bledsoe..... | 1996..... | 4,086 |



TOM BRADY NEWS & NOTES

A GOOD RATIO

Brady ranks first in touchdown-to-interception ratio among quarterbacks with 400 career touchdown passes. He ranks third in TD-to-INT ratio overall, behind only Aaron Rodgers (4.23) and Russell Wilson (3.11).

BRADY TOPS 400 CLUB IN TD/INT RATIO (NFL ALL-TIME RANK IN PARENTHESES)

| Player | Touchdowns | Interceptions | Ratio |
|------------------|----------------|-----------------|-----------------|
| Tom Brady | 517 (3) | 171 (47) | 3.02 (3) |
| Peyton Manning | 539 (1) | 251 (9) | 2.15 (9) |
| Drew Brees | 520 (2) | 233 (14t) | 2.23 (6) |
| Dan Marino | 420 (5) | 252 (8) | 1.67 (28) |
| Brett Favre | 508 (4) | 336 (1) | 1.51 (38) |

ELITE COMPANY

Brady (267 regular-season starts and 40 playoff starts) and Pro Football Hall of Famer Jerry Rice (284 regular-season starts and 29 playoff starts) are the only NFL players with at least 200 regular-season starts and at least 25 playoff starts.

MOST STARTS UNDER ONE HC

Brady made his 185th career start at Carolina on Nov. 18, 2013, all under Bill Belichick. It is the most starts by a quarterback under one head coach in NFL history. Brady passed Dan Marino, who had 184 career starts under head coach Don Shula. Brady now has 267 career starts under Belichick.

FRANCHISE ALL-TIME LEADING PASSER

| | | ATT | COMP | YDS |
|------------------|----------------|--------------|--------------|---------------|
| Tom Brady | 2000-18 | 9,375 | 6,004 | 70,514 |
| Drew Bledsoe | 1993-01 | 4,518 | 2,544 | 29,657 |
| Steve Grogan | 1975-90 | 3,593 | 1,879 | 26,886 |

MOST GAMES & STARTS IN PATRIOTS HISTORY

Brady passed Bruce Armstrong at Dallas (10/11/15) with his 213th game played in a Patriot uniform. Brady (267) also became the second New England Patriot to start in at least 200 games. Armstrong started in 212 games during his career.

| Player | Games |
|------------------|------------|
| Tom Brady | 269 |
| Bruce Armstrong | 212 |
| Julius Adams | 206 |

SECOND-MOST STARTS AT QB

Brady passed Peyton Manning for the second-most starts among all NFL quarterbacks.

MOST STARTS BY AN NFL QUARTERBACK

| Player | Team(s) | Starts |
|--------------------|--------------------|------------|
| Brett Favre | GB/NYJ/MIN | 298 |
| Tom Brady | New England | 267 |
| Peyton Manning | IND/DEN | 265 |
| Drew Brees | SD/NO | 263 |
| Dan Marino | Miami | 240 |
| Fran Tarkenton | MIN/NYG | 239 |
| John Elway | Denver | 231 |
| Eli Manning | N.Y. Giants | 230 |
| Vinny Testaverde | TB/CLE/BAL/DAL/CAR | 214 |
| Ben Roethlisberger | Pittsburgh | 213 |
| Philip Rivers | LA Chargers | 208 |
| Warren Moon | HOU/MIN/SEA/KC | 203 |

300 CLUB

Brady played in his 300th game overall vs. Tennessee (11/11/18), joining Brett Favre (326) as the only other quarterback to appear in 300 career games.

MOST GAMES PLAYED BY AN NFL QUARTERBACK (INCLUDING PLAYOFFS)

| Player | Team(s) | Games |
|------------------|--------------------|------------|
| Brett Favre | GB/NYJ/MIN | 326 |
| Tom Brady | New England | 306 |
| Peyton Manning | IND/DEN | 293 |

PLAYER OF THE WEEK HONORS

Brady has earned an NFL-record 30 Player of the Week honors after winning the award in Weeks 2, 3 and 10 of the 2017 season. Brady has earned at least three POW awards in one season five times (2007, 09, 11, 12 and 17). Brady was also named Offensive Player of the Month for November in 2017. It was his 10th Player of the Month award, also the most in NFL history. Peyton Manning is second with eight.

CAREER PLAYER OF THE WEEK AWARDS

| Player | Years | Team(s) | POW Awards |
|------------------|----------------|--------------------|------------|
| Tom Brady | 2000-18 | New England | 30 |
| Peyton Manning | 1998-2015 | IND/DEN | 27 |
| Dan Marino | 1983-1999 | Miami | 18 |
| Brett Favre | 1991-2010 | GB/NYJ/MIN | 16 |
| John Elway | 1983-1998 | Denver | 15 |

PER GAME AVERAGE

NFL PLAYERS TO AVG. 250 YARDS PER GAME (MINIMUM 50 GAMES)

| Player | Team(s) | Yards/Game |
|--------------------|--------------------|--------------|
| Drew Brees | SD/NO | 282.0 |
| Matthew Stafford | Detroit | 273.2 |
| Peyton Manning | IND/DEN | 270.5 |
| Matt Ryan | Atlanta | 268.5 |
| Tom Brady | New England | 262.1 |
| Kurt Warner | STL/ARI | 260.8 |
| Aaron Rodgers | Green Bay | 260.3 |
| Ben Roethlisberger | Pittsburgh | 260.2 |
| Philip Rivers | SD/LAC | 257.8 |
| Carson Palmer | CIN/OAK/ARI | 254.1 |
| Dan Marino | Miami | 253.6 |

6 TD PERFORMANCES

Brady has thrown six touchdown passes in a game twice and is one of nine NFL players to have done so. Brady threw six touchdowns at Miami (10/21/07) and vs. Tennessee (10/18/09).

NFL PLAYERS WITH AT LEAST TWO 6+TD GAMES

| Player | Team(s) | 6+ TD Games |
|--------------------|---------------------|---------------------------------|
| Peyton Manning | IND/DEN | 3 (one 7-TD and two 6-TD games) |
| George Blanda | Houston | two 7-TD games |
| Y.A. Tittle | N.Y. Giants | 2 (one 7-TD and one 6-TD game) |
| Drew Brees | New Orleans | 2 (one 7-TD and one 6-TD game) |
| Tom Brady | New England | 2 |
| Charley Johnson | St. Louis Cardinals | 2 |
| Ben Roethlisberger | Pittsburgh | 2 |
| Aaron Rodgers | Green Bay | 2 |
| Patrick Mahomes | Kansas City | 2 |

MOST 5 TD PERFORMANCES

MOST CAREER GAMES WITH FIVE TOUCHDOWN PASSES

| Player | Team(s) | 5-TD Games |
|--------------------|--------------------|------------|
| Drew Brees | SD/NO | 10 |
| Peyton Manning | IND/DEN | 9 |
| Tom Brady | New England | 6 |
| Dan Marino | Miami | 6 |
| Ben Roethlisberger | Pittsburgh | 6 |



TOM BRADY NEWS & NOTES

29 CAREER 4-TD GAMES

Brady has thrown four or more touchdowns 29 times - 23 four-touchdown games, four five-touchdown games and two six-touchdown games. The Patriots are 28-1 when Brady throws four or more touchdown passes.

MOST GAMES WITH 4+ TOUCHDOWN PASSES

| Player | Team(s) | 4+ TD Games |
|------------------|--------------------|-------------|
| Peyton Manning | IND/DEN | 35 |
| Drew Brees | SD/NO | 34 |
| Tom Brady | New England | 29 |
| Brett Favre | GB/NYJ/MIN | 23 |

MOST GAMES WITH 4+ TDS AND NO INTERCEPTIONS

| Player | Team(s) | Games |
|------------------|--------------------|-----------|
| Tom Brady | New England | 23 |
| Drew Brees | SD/NO | 23 |
| Peyton Manning | IND/DEN | 18 |

300 YARDS, 4 TDS & 0 INTS

Brady had his 15th NFL game with 300 yards, four touchdowns and no interceptions vs. Houston (09/24/17), second in NFL history to the 20 such games by Drew Brees.

3 TD & 0 INTS

Brady has 57 games with at least three touchdowns and no interceptions. The Patriots are 54-3 (.947) in such games.

MOST GAMES WITH THREE TDS & ZERO INTS IN NFL HISTORY

| Player | Team(s) | Games with 3+ TD/0 INT |
|------------------|--------------------|------------------------|
| Tom Brady | New England | 57 |
| Peyton Manning | IND/DEN | 51 |
| Drew Brees | SD/NO | 48 |

AIRING IT OUT

BEST NFL RECORDS FOR A QB WITH 50 OR MORE PASS ATTEMPTS (INCLUDING PLAYOFFS)

| Player | Team(s) | Record |
|------------------|--------------------|---------------------------------|
| Tom Brady | New England | 19-9 (6-2 in postseason) |
| Dan Marino | Miami | 5-11 |
| Drew Brees | SD/NO | 4-15 |
| Peyton Manning | IND/DEN | 4-13 |

SECOND FOR ATTEMPTS BETWEEN INTS

Brady attempted 358 consecutive regular-season passes without an interception, a streak spanning from Oct. 17, 2010-Sept. 1, 2011. Brady eclipsed Bernie Kosar's record on Dec. 26, 2010, at Buffalo. The record was broken by Aaron Rodgers in 2018.

MOST CONSECUTIVE PASS ATTEMPTS WITHOUT AN INTERCEPTION

| Player | Team | Season(s) | Att |
|------------------|--------------------|----------------|------------|
| Aaron Rodgers | Green Bay | 2018 | 402 |
| Tom Brady | New England | 2010-11 | 358 |
| Alex Smith | Kansas City | 2015 | 312 |
| Bernie Kosar | Cleveland | 1990-91 | 308 |
| Drew Brees | New Orleans | 2015-16 | 305 |

TOWERING TD PASSES

Brady has thrown 43 touchdown passes of 50-plus yards, tied for fifth-most in NFL history.

MOST TD PASSES OF 50-PLUS YARDS

| Player | Team(s) | 50+ Yard TD Passes |
|------------------|--------------------|--------------------|
| Johnny Unitas | Baltimore | 51 |
| John Hadl | SD/LAR/GB/HOU | 46 |
| Peyton Manning | IND/DEN | 46 |
| Fran Tarkenton | MIN/NYG | 44 |
| Tom Brady | New England | 43 |
| Drew Brees | SD/NO | 43 |
| Brett Favre | GB/NYJ/MIN | 43 |

71 DIFFERENT TARGETS

Brady connected with WR Josh Gordon on a 34-yard touchdown pass in a win vs. Indianapolis in 2018, becoming the 71st different player to catch a touchdown pass from Brady. In doing so, Brady moved past Vinny Testaverde for the most TD targets by a quarterback in NFL history.

MOST TOUCHDOWN TARGETS BY AN NFL QUARTERBACK

| Quarterback | Team(s) | TD Targets |
|------------------|--------------------|------------|
| Tom Brady | New England | 71 |
| Vinny Testaverde | TB/CLE/BAL/DAL/CAR | 70 |
| Steve DeBerg | SF/DEN/TB/KC/ATL | 62 |
| Brett Favre | GB/NYJ/MIN | 61 |

40 YEAR-OLD QBS IN REGULAR SEASON

Brady joined just 12 other quarterbacks since the 1970 merger to start an NFL game past the age of 40. The oldest player to attempt a pass in a game was George Blanda at age 48 as a member of the Oakland Raiders in the final game of his career on Dec. 21, 1975. Blanda finished with one completion on three attempts for 11 yards. Brady is the fourth Patriots player to play at 40 or older, joining Doug Flutie (43 in 2005), Vinny Testaverde (43 in 2006) and Junior Seau (40 in 2009).

40 YEAR OLDS TO START AT QB SINCE 1970

| Player/Team | Age at Last Start | Date of Last Start |
|----------------------|-------------------------|-------------------------|
| Steve DeBerg/ATL | 44 years, 9 mos. | 10/25/1998 at NYJ |
| Warren Moon/KC | 44 years, 0 mos. | 11/26/2000 at SD |
| Vinny Testaverde/CAR | 44 years, 0 mos. | 12/9/2007 at JAX |
| Doug Flutie/SD | 42 years, 2 mos. | 1/2/2005 vs. KC |
| Earl Morrall/MIA | 41 years, 6 mos. | 12/1/1975 vs. NE |
| Tom Brady/NE | 41 years, 4 mos. | 12/30/18 vs. NYJ |
| Brett Favre/MIN | 41 years, 2 mos. | 12/20/2010 vs. CHI |
| Len Dawson/KC | 40 years, 5 mos. | 12/7/1975 vs. SD |
| Vince Evans/OAK | 40 years, 5 mos. | 12/3/1995 vs. KC |
| Johnny Unitas/SD | 40 years, 5 mos. | 10/7/1973 at PIT |
| Matt Hasselbeck/IND | 40 years, 3 mos. | 12/27/2015 at MIA |
| Sonny Jurgensen/WAS | 40 years, 3 mos. | 12/15/1974 vs. CHI |
| Brad Johnson/DAL | 40 years, 1 mos. | 11/2/2008 at NYG |

*In NFL history, 13 other QBs aged 40+ have started at least one game.

STARTING QUARTERBACKS AT AGE 40-OR-OLDER IN NFL HISTORY

| Player | W-L | TD-INT | Rating |
|------------------|-------------|--------------|--------------|
| Tom Brady | 24-8 | 61-19 | 100.2 |
| Brett Favre | 13-12 | 36-25 | 90.2 |
| Warren Moon | 11-14 | 37-25 | 80.4 |
| Vinny Testaverde | 8-17 | 24-32 | 72.3 |
| Matt Hasselbeck | 5-3 | 9-5 | 84.0 |
| Doug Flutie | 3-3 | 10-4 | 80.4 |
| Sonny Jurgensen | 3-1 | 11-5 | 94.5 |
| Charlie Conerly | 2-1 | 7-6 | 61.8 |
| Earl Morrall | 2-0 | 6-6 | 74.2 |
| Len Dawson | 1-4 | 5-4 | 90.0 |
| Vince Evans | 1-2 | 6-8 | 71.5 |
| Brad Johnson | 1-2 | 2-5 | 50.5 |
| Johnny Unitas | 1-3 | 3-7 | 40.0 |
| Steve DeBerg | 0-1 | 3-1 | 80.4 |

Brady led the Patriots to their ninth win of the season in the victory over Miami on Nov. 26, 2017, the most ever by a 40-year old quarterback in the Super Bowl era. Brady has the most TDs by a 40 year old QB in a season with 32 in 2017 and 29 in 2018.

Brady led the NFL with 4,577 yards passing in 2017 to become the oldest quarterback to lead the NFL in passing.

MOST PASSING YARDS BY A PLAYER AT AGE 40

| Player | Year | Yards |
|------------------|-------------|--------------|
| Tom Brady | 2017 | 4,577 |
| Tom Brady | 2018 | 4,355 |
| Warren Moon | 1997 | 3,678 |
| Vinny Testaverde | 2004 | 3,532 |
| Brett Favre | 2009 | 3,365 |

STATS BY AGE

In 20's: 96 GP, 70-24, 61.9 comp %, 21,564 yards, 147 TD's, 78 INT.
In 30's: 141 GP, 113-28, 64.9 comp %, 40,018 yds, 309 TD's, 74 INT.
In 40's: 32 GP, 24-8, 66 comp %, 8,932 yards, 61 TD's, 19 INT.



TOM BRADY NEWS & NOTES

MISTAKE-FREE FOOTBALL

Brady set an NFL record from 2010-11 with 11 consecutive starts without throwing an interception. He went 358 consecutive pass attempts without throwing a pick.

BRADY'S MOST CONSECUTIVE STARTS WITHOUT AN INT.

| Player | Consec. Starts Without an INT | Dates |
|-----------|-------------------------------|-------------------|
| Tom Brady | 11* | 10/24/10-01/02/11 |
| Tom Brady | 6 | 12/18/16-10/05/17 |

*NFL Record

BRADY'S CONSECUTIVE PASSES WITHOUT AN INTERCEPTION

| Player | Consec. Passes Without an INT | Dates |
|-----------|-------------------------------|-------------------|
| Tom Brady | 358 | 10/17/10-09/12/11 |
| Tom Brady | 264 | 12/12/16-10/05/17 |
| Tom Brady | 201 | 10/14/12-12/02/12 |
| Tom Brady | 196 | 12/21/14-10/18/15 |
| Tom Brady | 190 | 09/16/12-10/14/12 |

ANOTHER MILESTONE FOR BRADY

Brady reached 1,000 yards rushing in his 265th game vs. Minnesota on Dec. 2, 2018, the most games in NFL history that it has taken a player to reach the milestone. Before Brady, Y.A. Tittle held the record with 1,000 yards rushing in his 161st NFL game. Tittle finished his NFL career with 999 yards rushing.

PATRIOTS QB LEADING RUSHERS

| | |
|------------------|--------------|
| Steve Grogan | 2,176 |
| Tom Brady | 1,003 |
| Babe Parilli | 949 |

THE BRADY SIX

Brady was the seventh quarterback selected in the 2000 NFL Draft.

QUARTERBACKS TAKEN IN THE 2000 NFL DRAFT

| Rd | Pick | Player | Taken By |
|----------|------------|-------------------|--------------------|
| 1 | 18 | Chad Pennington | N.Y. Jets |
| 3 | 65 | Giovanni Carmazzi | San Francisco |
| 3 | 75 | Chris Redman | Baltimore |
| 5 | 163 | Tee Martin | Pittsburgh |
| 6 | 168 | Marc Bulger | New Orleans |
| 6 | 183 | Spergon Wynn | Cleveland |
| 6 | 199 | Tom Brady | New England |

BRADY SINGLE-SEASON NOTES

BRADY HAD LOW INT PCT.

Brady threw just two interceptions in 432 pass attempts in 2016 for an interception rate of 0.46, fifth-best in a single season. Patriots backup QB Brian Hoyer set the NFL record in 2016 with Chicago by attempting 200 passes without an interception.

NFL INTERCEPTION PERCENTAGE (MINIMUM 150 ATTEMPTS)

| Player | Team | Year | ATT-INT | Int. Pct. |
|------------------|--------------------|-------------|--------------|-------------|
| Brian Hoyer | Chicago | 2016 | 200-0 | 0.00 |
| Aaron Rodgers | Green Bay | 2018 | 597-2 | 0.30 |
| Damon Huard | Kansas City | 2006 | 244-1 | 0.41 |
| Josh McCown | Chicago | 2013 | 224-1 | 0.45 |
| Tom Brady | New England | 2016 | 432-2 | 0.46 |
| David Garrard | Jacksonville | 2005 | 168-1 | 0.60 |
| Nick Foles | Philadelphia | 2013 | 317-2 | 0.63 |
| Joe Ferguson | Buffalo | 1976 | 151-1 | 0.66 |
| Sam Bradford | Minnesota | 2016 | 519-4 | 0.77 |
| Tom Brady | New England | 2010 | 492-4 | 0.81 |
| Dak Prescott | Dallas | 2016 | 459-4 | 0.87 |
| Steve DeBerg | Kansas City | 1990 | 444-4 | 0.90 |
| Sam Bradford | Minnesota | 2016 | 552-5 | 0.90 |

50 TD PASSES

Brady threw a then NFL-record 50 touchdown passes in 2007.

QUARTERBACKS WITH 45 OR MORE TOUCHDOWN PASSES IN A SEASON

| Player | Team | Year | TD Passes |
|------------------|--------------------|-------------|-----------|
| Peyton Manning | Denver | 2013 | 55 |
| Patrick Mahomes | Kansas City | 2018 | 50 |
| Tom Brady | New England | 2007 | 50 |
| Peyton Manning | Indianapolis | 2004 | 49 |
| Dan Marino | Miami | 1984 | 48 |
| Drew Brees | New Orleans | 2011 | 46 |
| Aaron Rodgers | Green Bay | 2011 | 45 |

SINGLE SEASON PASSING LEADERS

Brady owns 10 of the 12 4,000-yard passing seasons in Patriots history.

PATRIOTS TOP PASSING YARDS/SEASON

| Player | Year | Yards |
|--------------|------|-------|
| Tom Brady | 2011 | 5,235 |
| Tom Brady | 2012 | 4,827 |
| Tom Brady | 2007 | 4,806 |
| Tom Brady | 2015 | 4,770 |
| Tom Brady | 2017 | 4,577 |
| Drew Bledsoe | 1994 | 4,555 |
| Tom Brady | 2009 | 4,398 |
| Tom Brady | 2018 | 4,355 |
| Tom Brady | 2013 | 4,343 |
| Tom Brady | 2005 | 4,110 |
| Tom Brady | 2014 | 4,109 |
| Drew Bledsoe | 1996 | 4,086 |

PASSING YARD PACE

Brady owns one of the 11 5,000-yard passing seasons in NFL history.

MOST PASSING YARDS IN A SEASON

| Player | Team | Year | Yards |
|--------------------|--------------------|-------------|--------------|
| Peyton Manning | Denver | 2013 | 5,477 |
| Drew Brees | New Orleans | 2011 | 5,476 |
| Tom Brady | New England | 2011 | 5,235 |
| Drew Brees | New Orleans | 2016 | 5,208 |
| Drew Brees | New Orleans | 2012 | 5,177 |
| Drew Brees | New Orleans | 2013 | 5,162 |
| Ben Roethlisberger | Pittsburgh | 2018 | 5,129 |
| Patrick Mahomes | Kansas City | 2018 | 5,097 |
| Dan Marino | Miami | 1984 | 5,084 |
| Drew Brees | New Orleans | 2008 | 5,069 |
| Matthew Stafford | Detroit | 2011 | 5,038 |

CAREER HIGH COMPLETIONS

Brady threw for a career-high 402 completions in 2015. His previous best was 401 completions in 2011 and 2012. Brady (3) joined Drew Brees (9), Matt Ryan (5) and Peyton Manning (3) for the most seasons with 400 completions.

BEST TD/INT RATIO IN NFL HISTORY

Brady threw 28 touchdown passes and just two interceptions in 2016 for an NFL-best single-season TD/INT ratio of 14.0.

BEST SINGLE-SEASON TD/INT RATIO IN NFL HISTORY (MINIMUM OF 20 TD PASSES)

| Player | Team | Year | TD/INT | Ratio |
|------------------|--------------------|-------------|-------------|--------------|
| Tom Brady | New England | 2016 | 28/2 | 14.00 |
| Nick Foles | Philadelphia | 2013 | 27/2 | 13.50 |
| Aaron Rodgers | Green Bay | 2018 | 25/2 | 12.50 |
| Tom Brady | New England | 2010 | 36/4 | 9.00 |
| Aaron Rodgers | Green Bay | 2014 | 38/5 | 7.60 |
| Aaron Rodgers | Green Bay | 2011 | 45/6 | 7.50 |
| Tom Brady | New England | 2007 | 50/8 | 6.25 |



TOM BRADY NEWS & NOTES

BRADY SINGLE GAME NOTES

300 IN A HALF

Brady had his fifth 300-yard half and his second 300-yard first half after throwing for 302 yards in the first half at New Orleans (09/17/17).

| Yards | Game | Half |
|-------|------------------------------|----------|
| 367 | vs. San Francisco (12-16-12) | 2nd half |
| 345 | vs. Tennessee (10-18-09) | 1st half |
| 323 | vs. Cleveland (12-08-13) | 2nd half |
| 306 | at Miami (9-12-11) | 2nd half |
| 302 | at New Orleans (9-17-17) | 1st half |

SINGLE-GAME RECORDS

Tom Brady threw for 466 yards at Buffalo (09/20/15), the second-highest single-game mark of his career and the most ever against Buffalo, eclipsing the 464 yards by George Blanda in 1961.

MOST PASSING YARDS IN A GAME IN PATRIOTS HISTORY

| Player | Date | Opp | Att | Cmp | Yds | TD | Int |
|--------------|----------|-----|-----|-----|-----|----|-----|
| Tom Brady | 09/12/11 | MIA | 48 | 32 | 517 | 4 | 1 |
| Tom Brady | 09/20/15 | BUF | 59 | 38 | 466 | 3 | 0 |
| Tom Brady | 09/17/17 | NO | 39 | 30 | 447 | 3 | 0 |
| Tom Brady | 12/16/12 | SF | 65 | 36 | 443 | 1 | 2 |
| Tom Brady | 11/03/13 | PIT | 33 | 23 | 432 | 4 | 0 |
| Drew Bledsoe | 11/13/94 | MIN | 70 | 45 | 426 | 3 | 0 |
| Drew Bledsoe | 11/23/98 | MIA | 54 | 28 | 423 | 2 | 2 |
| Tom Brady | 09/18/11 | SD | 40 | 31 | 423 | 3 | 0 |

SPREADING THE WEALTH

Brady has completed passes to 10 different receivers 10 times in his career, most recently in a win at Buffalo (10/12/14).

BRADY HANGS 50

Brady and the Patriots knocked off Jacksonville, 51-17, on Sept. 27, 2015, the eighth time New England has scored at least 50 points in a game started by Brady, the most by a quarterback in NFL history. Pro Football Hall of Famer Len Dawson (6) is second. Brady's eight 50-point games are more than 20 current teams have in their entire history.

| Date | Opponent | Score |
|----------|------------------|-------|
| 10/28/07 | vs. Washington | 52-7 |
| 11/18/07 | at Buffalo | 56-10 |
| 10/18/09 | vs. Tennessee | 59-0 |
| 09/30/12 | at Buffalo | 52-28 |
| 11/18/12 | vs. Indianapolis | 59-24 |
| 11/03/13 | vs. Pittsburgh | 55-31 |
| 10/26/14 | vs. Chicago | 51-23 |
| 09/27/15 | vs. Jacksonville | 51-17 |

BRADY THE PASS CATCHER

Brady caught a 6-yard pass from WR Julian Edelman vs. Tennessee (11/11/18), joining WR Jerry Rice as the only 41-year olds in NFL history with a reception.

50-YARD DOUBLE DOWN

Brady has thrown at least two 50-yard passes in the same game 12 times in his career. His career best came in 2009 with three 50-yard strikes in one game.

BRADY'S GAMES WITH AT LEAST TWO 50-YARD PASSES

10/9/05 @ ATLANTA

55t (3Q) Bethel Johnson
51 (1Q) Deion Branch

1/14/06 @ DENVER *AFC DIVISIONAL PLAYOFF ROUND

73 (4Q) Deion Branch
51 (2Q) Andre' Davis

12/31/06 @ TENNESSEE

62t (3Q) Reche Caldwell
52 (1Q) Corey Dillon

12/9/07 VS. PITTSBURGH

63t (2Q) Randy Moss
56t (3Q) Jabar Gaffney >Flea-flicker w/R. Moss

11/15/09 @ INDIANAPOLIS

63t (2Q) Randy Moss
55 (1Q) Randy Moss

12/06/09 @ MIAMI

58t (1Q) Randy Moss
58 (2Q) Wes Welker
81t (3Q) Sam Aiken

11/22/12 @ NY JETS

83t (2Q) Shane Vereen
56t (2Q) Julian Edelman

11/03/13 VS. PITTSBURGH

57 (2Q) Danny Amendola
81t (4Q) Aaron Dobson

11/15/15 @ NEW YORK GIANTS

76t (4Q) Rob Gronkowski
54 (4Q) Brandon LaFell

10/30/16 @ BUFFALO

53t (1Q) Chris Hogan
53t (2Q) Rob Gronkowski

12/04/16 VS. BALTIMORE

61 (2Q) James White
79t (4Q) Chris Hogan

11/19/17 @ OAKLAND

52 (2Q) Brandin Cooks
64t (3Q) Brandin Cooks





TOM BRADY PLAYOFF NOTES

TOPS IN POSTSEASON STATS LISTS

Tom Brady owns many NFL postseason records, including touchdowns passes (73), passing yards (11,179), completions (1,005), wins (30) and 300-yard games (16).

NFL ALL-TIME LEADERS: POSTSEASON TOUCHDOWN PASSES

| Player | Team(s) | TDs |
|----------------|-------------|-----|
| Tom Brady | New England | 73 |
| Joe Montana | SF/KC | 45 |
| Brett Favre | GB/MIN | 44 |
| Peyton Manning | IND/DEN | 40 |
| Aaron Rodgers | Green Bay | 36 |
| Drew Brees | SD/NO | 33 |
| Dan Marino | Miami | 32 |

NFL ALL-TIME LEADERS: POSTSEASON TD PASSES, SINGLE GAME

| Player | Team | Game | TDs |
|-----------------|------|-------------------------------|-----|
| Tom Brady | NE | AFC-D: NE vs. DEN (01/14/12) | 6 |
| Daryle Lamonica | OAK | AFC-D: OAK vs. HOU (12/21/69) | 6 |
| Steve Young | SF | SB: SF vs. SD (01/30/95) | 6 |

NFL ALL-TIME LEADERS: POSTSEASON COMP. PCT., SINGLE GAME

| Player | Team | Game | Comp PCT. |
|-------------|------|------------------------------|--------------|
| Tom Brady | NE | AFC-D: NE vs. JAX (01/12/08) | 92.9 (26-28) |
| Phil Simms | NYG | SB: NYG vs. DEN, (01/26/87) | 88.0 (22-25) |
| Kurt Warner | ARI | NFC-WC: ARI vs. (02/01/09) | 87.9 (29-33) |

NFL ALL-TIME LEADERS: POSTSEASON PASSING YARDS

| Player | Team(s) | YDs |
|--------------------|-------------|--------|
| Tom Brady | New England | 11,179 |
| Peyton Manning | IND/DEN | 7,339 |
| Brett Favre | GB/MIN | 5,855 |
| Joe Montana | SF/KC | 5,772 |
| Ben Roethlisberger | Pittsburgh | 5,256 |

NFL ALL-TIME LEADERS: POSTSEASON COMPLETIONS

| Player | Team(s) | Completions |
|----------------|-------------|-------------|
| Tom Brady | New England | 1,005 |
| Peyton Manning | IND/DEN | 649 |
| Brett Favre | GB/MIN | 481 |
| Joe Montana | SF/KC | 460 |

MOST 300-YARD PASSING GAMES, POSTSEASON HISTORY

| Player | Team(s) | 300-Yd Games |
|--------------------|-------------|--------------|
| Tom Brady | New England | 16 |
| Peyton Manning | IND/DEN | 9 |
| Drew Brees | SD/NO | 8 |
| Aaron Rodgers | Green Bay | 6 |
| Joe Montana | SF/KC | 6 |
| Kurt Warner | STL/ARZ | 6 |
| Dan Fouts | San Diego | 5 |
| Ben Roethlisberger | Pittsburgh | 5 |

NFL ALL-TIME LEADERS: POSTSEASON TD PASSES, CONSECUTIVE GAMES

| Player | Team(s) | Games |
|-------------|-------------|-------------------|
| Brett Favre | GB/MIN | 20 (1995-2009) |
| Tom Brady | New England | 18 (2001-11) |
| Drew Brees | SD/NO | 15 (2005-present) |

QBS WITH MORE THAN THREE SUPER BOWL VICTORIES

| Player | Team | Wins |
|----------------|---------------|------|
| Tom Brady | New England | 6 |
| Terry Bradshaw | Pittsburgh | 4 |
| Joe Montana | San Francisco | 4 |

PLAYERS WITH MULTIPLE SUPER BOWL MVP AWARDS

| Player | Team | MVPs |
|----------------|---------------|------|
| Tom Brady | New England | 4 |
| Joe Montana | San Francisco | 3 |
| Terry Bradshaw | Pittsburgh | 2 |
| Bart Starr | Green Bay | 2 |
| Eli Manning | N.Y. Giants | 2 |

BRADY HAS MOST PLAYOFF WINS

Tom Brady is the winningest quarterback in NFL playoff history among signal callers who have made at least 10 starts. For perspective, Pittsburgh (36), Dallas (35), Green Bay (34) and San Francisco (31), are the only other NFL teams that have more playoff wins than Brady in their franchises' histories.

MOST PLAYOFF WINS BY STARTING QB IN NFL HISTORY

| Player | Team(s) | Playoff Wins |
|----------------|-------------|--------------|
| Tom Brady | New England | 30 |
| Joe Montana | SF/KC | 16 |
| Terry Bradshaw | Pittsburgh | 14 |
| John Elway | Denver | 14 |
| Peyton Manning | IND/DEN | 14 |

HIGHEST PLAYOFF WIN PCT. BY STARTING QB IN NFL HISTORY (MINIMUM 10 STARTS)

| Player | Team(s) | W | L | PCT. |
|----------------|------------------|----|----|------|
| Bart Starr | Green Bay | 9 | 1 | .900 |
| Jim Plunkett | OAK/L.A. Raiders | 8 | 2 | .800 |
| Tom Brady | New England | 30 | 10 | .750 |
| Terry Bradshaw | Pittsburgh | 14 | 5 | .737 |
| Troy Aikman | Dallas | 11 | 4 | .733 |
| Joe Montana | SF/KC | 16 | 7 | .696 |
| Kurt Warner | STL/ARZ | 9 | 4 | .692 |

MOST PLAYOFF STARTS BY A QUARTERBACK IN NFL HISTORY

| Player | Team(s) | Starts |
|--------------------|-------------|--------|
| Tom Brady | New England | 40 |
| Peyton Manning | IND/DEN | 27 |
| Brett Favre | GB/MIN | 24 |
| Joe Montana | SF/KC | 23 |
| John Elway | Denver | 21 |
| Ben Roethlisberger | Pittsburgh | 21 |

BRADY IN THE SUPER BOWL

Brady is the all-time leader in Super Bowl passing yards (2,576), completions (256), pass attempts (392) and touchdowns (18). Brady's start in Super Bowl LIII was his NFL-record ninth Super Bowl start, the most among all NFL players.

SUPER BOWL PASSING YARDS

| Player | ATT | CMP | Yards |
|----------------|-----|-----|-------|
| Tom Brady | 392 | 256 | 2,838 |
| Kurt Warner | 132 | 83 | 1,156 |
| Joe Montana | 122 | 83 | 1,142 |
| John Elway | 152 | 76 | 1,128 |
| Peyton Manning | 155 | 103 | 1,001 |
| Terry Bradshaw | 84 | 49 | 932 |

SUPER BOWL PASSING TOUCHDOWNS

| Player | Appearances | TDs |
|----------------|-------------|-----|
| Tom Brady | 9 | 18 |
| Joe Montana | 4 | 11 |
| Terry Bradshaw | 4 | 9 |
| Roger Staubach | 4 | 8 |
| Kurt Warner | 3 | 6 |
| Steve Young | 2 | 6 |

SUPER BOWL STARTS BY A QUARTERBACK

| Starting QB | Team(s) | Starts | Appearances |
|----------------|---------|--------|--|
| Tom Brady | NE | 9 | XXXVI, XXXVIII, XXXIX, XLII, XLVI, XLIX, LI, LII, LIII |
| John Elway | DEN | 5 | XXI, XXII, XXIV, XXXII, XXXIII |
| Terry Bradshaw | PIT | 4 | IX, X, XIII, XIV |
| Jim Kelly | BUF | 4 | XXV, XXVI, XXVII, XXVIII |
| Peyton Manning | IND/DEN | 4 | XLI, XLIV, XLVIII, 50 |
| Joe Montana | SF | 4 | XVI, XIX, XXIII, XXIV |
| Roger Staubach | DAL | 4 | VI, X, XII, XIII |

BRADY SETS MARK FOR MOST SB WINS BY A PLAYER

Brady has now won six Super Bowls, breaking a tie with Hall of Fame DL Charles Haley (5) as the only NFL player to play on six Super Bowl winning teams. Haley won two with San Francisco and three with Dallas. Bart Starr is the only other NFL quarterback with five NFL championships (three NFL Championships and two Super Bowls).



TOM BRADY PLAYOFF NOTES

CONFERENCE KING

The 2018 AFC Championship was Tom Brady's ninth conference title, the most conference titles for a quarterback in NFL history during the Super Bowl Era (since 1966). In Super Bowl LIII, Brady started in his ninth Super Bowl, while no other team has ever played in more than eight.

MOST CONFERENCE CHAMPIONSHIPS BY A STARTING QUARTERBACK IN SUPER BOWL ERA

| STARTING QB | TEAM(S) | # | SEASONS | SUPER BOWL APPEARANCES |
|--------------------|---------------|---|--------------------------------|--|
| Tom Brady | New England | 9 | 2001, 03-04, 07, 11, 14, 16-18 | XXXVI, XXXVIII, XXXIX, XLII, XLVI, XLIX, LI, LII, LIII |
| John Elway | Denver | 5 | 1986, 87, 89, 97-98 | XXI, XXII, XXIV, XXXII, XXXIII |
| Terry Bradshaw | Pittsburgh | 4 | 1974-75, 78-79 | IX, X, XIII, XIV |
| Jim Kelly | Buffalo | 4 | 1990-93 | XXV, XXVI, XXVII, XXVIII |
| Joe Montana | San Francisco | 4 | 1981, 84, 88-89 | XVI, XIX, XXIII, XXIV |
| Roger Staubach | Dallas | 4 | 1971, 75, 77-78 | VI, X, XII, XIII |
| Peyton Manning | IND/DEN | 4 | 2006, 09, 13, 15 | XLI, XLIV, XLVIII, 50 |
| Troy Aikman | Dallas | 3 | 1992-93, 95 | XXXVII, XXXVIII, XXX |
| Bob Griese | Miami | 3 | 1971-73 | VI, VII, VIII |
| Ben Roethlisberger | Pittsburgh | 3 | 2005, 08, 10 | XL, XLIII, XLV |
| Fran Tarkenton | Minnesota | 3 | 1973-74, 76 | VII, IX, XI |
| Kurt Warner | STL/ARZ | 3 | 1999, 2001, 08 | XXXIV, XXXVI, XLIII |

SUPER COMBINATION

New England head coach Bill Belichick and quarterback Tom Brady won their ninth conference championship together in 2018. Three other coach/quarterback duos have qualified for four Super Bowls - Dallas' Tom Landry and Roger Staubach; Buffalo's Marv Levy and Jim Kelly; and Pittsburgh's Chuck Noll and Terry Bradshaw.

MOST CONFERENCE CHAMPIONSHIPS BY A HEAD COACH-QUARTERBACK TANDEM

| Quarterback | Head Coach | Team | Conf. Titles | SB Wins |
|----------------|----------------|-------------|--------------|---------|
| Tom Brady | Bill Belichick | New England | 9 | 6 |
| Terry Bradshaw | Chuck Noll | Pittsburgh | 4 | 4 |
| Roger Staubach | Tom Landry | Dallas | 4 | 2 |
| Jim Kelly | Marv Levy | Buffalo | 4 | 0 |

DIVISION TITLES

Tom Brady added to his NFL record with his 16th division championship in 2018. Peyton Manning has the second-most with 12 division titles.

| Quarterback | Division Titles |
|---------------------|-----------------|
| 16 Tom Brady | 16 |
| Peyton Manning | 12 |
| Joe Montana | 9 |
| Brett Favre | 8 |
| Terry Bradshaw | 7 |
| John Elway | 7 |

MOST CONSECUTIVE DIVISION TITLES

Tom Brady extended an NFL record by leading the Patriots to their 10th straight division title in 2018.

MOST CONSECUTIVE DIVISION TITLES

| Player | Team | Consec. Division Titles |
|----------------|-------------|-------------------------|
| Tom Brady | New England | 10 (2009-18) |
| Terry Bradshaw | Pittsburgh | 6 (1974-79) |
| Fran Tarkenton | Minnesota | 6 (1973-78) |

CONSECUTIVE COMPLETIONS IN SB HISTORY

In Super Bowl XLVI, Brady completed a record 16 straight passes to set a new Super Bowl record. The previous record was held by Joe Montana, who had 13 straight completions in Super Bowl XXIV.

RECORD 13TH CONFERENCE CHAMPIONSHIP APPEARANCE

Tom Brady extended his NFL-record to 13 conference championship game appearances in 2018. Gene Upshaw and George Blanda are second after playing in 10 conference championship games. Since 1970, there are only four other quarterbacks who have started at least six conference championship games: Joe Montana (7), John Elway (6), Roger Staubach (6) and Terry Bradshaw (6).

POSTSEASON GAMES RECORD

Tom Brady has competed in 40 postseason games, most in NFL history. Brady has won 30 of those playoff games. He has more postseason wins than the next NFL quarterback has postseason appearances.

MOST POSTSEASON GAMES IN NFL HISTORY

| Player | Team(s) | Postseason Games |
|--------------------|-------------|------------------|
| Tom Brady | New England | 40 |
| Adam Vinatieri | NE/IND | 32 |
| Jerry Rice | SF/OAK/SEA | 29 |
| Stephen Gostkowski | New England | 28 |
| D.D. Lewis | Dallas | 27 |
| Peyton Manning | IND/DEN | 27 |

GOOD THINGS COME IN THREES

Tom Brady has 11 career playoff games with three or more touchdowns, the most in the Super Bowl era. New England is 10-1 in those games.

MOST 3-TOUCHDOWN PASS PLAYOFF GAMES

| | |
|----------------|----|
| Tom Brady | 11 |
| Joe Montana | 9 |
| Aaron Rodgers | 7 |
| Peyton Manning | 6 |
| Brett Favre | 6 |



PATRIOTS OFFENSIVE NOTES

C DAVID ANDREWS

FOOTBALL FAMILY

David Andrews is the nephew of long-time NFL head coach and player Dan Reeves. Andrews said the bond between the two is still strong and he still seeks Reeves' advice.

"Not many people in my family know what it's like to play in the NFL," Andrews told *The Boston Globe*. "So he's kind of the only one I can bounce things off or someone who might understand what it's like, so it's definitely cool."

FB JAMES DEVELIN


DEVELIN FINDS THE END ZONE TWICE

FB James Develin notched the first two-touchdown game of his career vs. Minnesota on Dec. 2, 2018. He had a streak of three straight rushing attempts that resulted in touchdowns beginning with a 1-yard touchdown run at Tennessee on Nov. 11. Develin had one rushing touchdown in his first 74 games and finished with four in 2018 alone.

WR JULIAN EDELMAN

WHAT TO WATCH FOR IN 2019

• Julian Edelman enters the 2019 season in fifth place all-time on the Patriots career receptions list with 499. He needs one reception to become the fifth Patriots player with 500 receptions.



- Edelman enters the 2019 season in seventh place on the Patriots career receiving yards list with 5,390 receiving yards. He needs 337 yards to move into the top five in Patriots history.
- Edelman enters 2019 second in NFL history with 115 postseason receptions, behind only Jerry Rice (151).
- Edelman is one of 15 NFL players with at least 1,000 career postseason receiving yards and his 1,412 postseason receiving yards are second all-time, behind the 2,245 postseason receiving yards by Jerry Rice.
- Edelman enters the 2019 season with six postseason 100-yard receiving games, the most in New England history and tied with Michael Irvin for second all-time, behind the eight 100-yard games by Jerry Rice.
- Edelman enters the 2019 season tied for first with Troy Brown with eight punt returns in Super Bowl history.
- Edelman enters the 2019 season third all-time with 69 punt return yards in Super Bowl history, behind the 95 yards by John Taylor and 90 yards by Desmond Howard.
- Edelman enters the 2019 season with 1,986 punt return yards, third in team history to the 2,625 by Troy Brown and 2,055 by Irving Fryar. Edelman needs 14 punt return yards to become the third Patriots player with 2,000 punt return yards.

VERY RECEPTIVE

Julian Edelman has averaged 6.3 receptions per game since 2013, sixth-highest average in the NFL over that span.

| Player | Team(s) | Receptions Per Game |
|-----------------------|-----------------------|---------------------|
| Antonio Brown | Pittsburgh/Oakland | 7.5 |
| Michael Thomas | New Orleans | 6.8 |
| Julio Jones | Atlanta | 6.8 |
| Keenan Allen | LA Chargers | 6.6 |
| Odell Beckham Jr. | N.Y. Giants/Cleveland | 6.4 |
| Julian Edelman | New England | 6.3 |
| DeAndre Hopkins | Houston | 6.3 |

CHIPPING IN WITH VERSATILITY

Edelman had 37 yards passing, 28 yards rushing and 71 yards receiving in the Week 9 victory over Green Bay on Nov. 4, 2018. The last Patriot to accomplish the feat was David Patten at Indianapolis on Oct. 21, 2001, with 60 yards passing, 29 yards rushing and 117 yards receiving.

RECORD RETURNER

Edelman set a franchise record with his fourth career punt return for a touchdown when he returned a punt 84 yards for a touchdown vs. Denver on Nov. 2, 2014. He also set a franchise record with a 94-yard punt returned for a touchdown vs. Miami (01/02/11). The previous longest punt return was an 89-yard touchdown return by Mike Haynes vs. Buffalo (11/07/76). Edelman also returned punts for touchdowns vs. Kansas City (11/21/11 - 72 yards) and vs. Indianapolis (11/18/12 - 68 yards).

MOST PUNT RETURN TOUCHDOWNS/PATRIOTS CAREER

| Player | Punt Return TDs |
|-----------------------|-----------------|
| Julian Edelman | 4 |
| Troy Brown | 3 |
| Irving Fryar | 3 |
| Mike Haynes | 2 |

MOST PUNT RETURN TOUCHDOWNS IN THE NFL SINCE 2010

| Player | Team(s) | Punt Return TDs |
|-----------------------|--------------------|-----------------|
| Devin Hester | CHI/ATL/BAL | 7 |
| Marcus Sherels | Minnesota | 5 |
| Darren Sproles | SD/NO/PHI | 5 |
| Julian Edelman | New England | 4 |
| Travis Benjamin | CLE/SD/LAC | 4 |
| Antonio Brown | Pittsburgh | 4 |
| Patrick Peterson | Arizona | 4 |
| Tyreek Hill | Kansas City | 4 |
| Dwayne Harris | DAL/NYG/OAK | 4 |

NOT YOUR AVERAGE RETURNER

Edelman has returned 177 punts for 1,986 yards during his career and is third in team history and tied for 17th in NFL history with an 11.2-yard average.

HIGHEST PUNT RETURN AVERAGE, PATRIOTS CAREER (MINIMUM 20 RETURNS)

| Player | Years | Returns | Yards | Average |
|-----------------------|---------------------|------------|--------------|-------------|
| Mack Herron | 1973-75 | 74 | 888 | 12.0 |
| Carl Garrett | 1969-72 | 43 | 487 | 11.3 |
| Julian Edelman | 2009-present | 177 | 1,986 | 11.2 |
| Wes Welker | 2007-12 | 114 | 1,185 | 10.4 |

EDELMAN'S BIG RETURNS

Edelman owns 13 career punt returns of 30 yards or more.

MOST 30-YARD PUNT RETURNS IN PATRIOTS HISTORY

| | |
|-----------------------|-----------|
| Troy Brown | 14 |
| Julian Edelman | 13 |
| Irving Fryar | 13 |
| Mike Haynes | 13 |



PATRIOTS OFFENSIVE NOTES

BEST PUNT RETURN AVERAGE IN A SEASON

Edelman has the two best punt return averages in a single season in New England history. In 2010, Edelman led the AFC and finished second in the NFL with a 15.3 punt return average. In 2015, he set a career-high with a 15.5 average.

PATRIOTS BEST PUNT RETURN AVERAGE/SEASON (MINIMUM 15 RETURNS)

| Player | Year | PR Avg. |
|----------------|------|---------|
| Julian Edelman | 2012 | 15.5 |
| Julian Edelman | 2010 | 15.3 |
| Mack Herron | 1974 | 14.8 |
| Troy Brown | 2001 | 14.2 |

RETURNS PILING UP

Edelman is third in team history with 177 punt returns and 1,958 return yards.

MOST PUNT RETURNS IN PATRIOTS HISTORY

| | |
|-----------------------|------------|
| Troy Brown | 252 |
| Irving Fryar | 206 |
| Julian Edelman | 177 |
| David Meggett | 142 |
| Wes Welker | 114 |
| Mike Haynes | 111 |

MOST PUNT RETURN YARDS IN PATRIOTS HISTORY

| | |
|-----------------------|--------------|
| Troy Brown | 2,625 |
| Irving Fryar | 2,055 |
| Julian Edelman | 1,986 |
| David Meggett | 1,438 |
| Wes Welker | 1,185 |

TWO 1,000-YARD SEASONS

Edelman had his second career 1,000-yard receiving season in 2016 after setting a single-season best with 1,106 yards. He joined Wes Welker (5), Rob Gronkowski (3), Randy Moss (3), Stanley Morgan (3) and Terry Glenn (2) as the only Patriots with at least two 1,000-yard seasons.

MOST 1,000 YARD SEASON/PATRIOTS HISTORY

| | |
|-----------------------|----------|
| Wes Welker | 5 |
| Rob Gronkowski | 4 |
| Stanley Morgan | 3 |
| Randy Moss | 3 |
| Julian Edelman | 2 |
| Terry Glenn | 2 |

EDELMAN ECLIPSES 1,000 YARDS

Edelman finished 2016 with 1,106 receiving yards. He became the 10th Patriots player to register a 1,000-yard season in 2013.

1,000-YARD RECEIVING SEASONS IN PATRIOTS HISTORY

| Player | Season | Yards |
|-----------------------|-------------|--------------|
| Wes Welker | 2011 | 1,569 |
| Randy Moss | 2007 | 1,493 |
| Stanley Morgan | 1985 | 1,491 |
| Wes Welker | 2012 | 1,354 |
| Wes Welker | 2009 | 1,348 |
| Rob Gronkowski | 2011 | 1,327 |
| Randy Moss | 2009 | 1,264 |
| Troy Brown | 2001 | 1,199 |
| Rob Gronkowski | 2015 | 1,176 |
| Wes Welker | 2007 | 1,175 |
| Ben Coates | 1994 | 1,174 |
| Wes Welker | 2008 | 1,165 |
| Terry Glenn | 1999 | 1,147 |
| Terry Glenn | 1996 | 1,132 |
| Rob Gronkowski | 2014 | 1,124 |
| Julian Edelman | 2016 | 1,106 |
| Rob Gronkowski | 2017 | 1,084 |
| Brandin Cooks | 2017 | 1,082 |
| Julian Edelman | 2013 | 1,056 |
| Stanley Morgan | 1981 | 1,029 |
| Irving Fryar | 1991 | 1,014 |
| Harold Jackson | 1979 | 1,013 |
| Randy Moss | 2008 | 1,008 |
| Stanley Morgan | 1979 | 1,002 |

EDELMAN IN A RUSH

Edelman has 48 rushing attempts for 364 yards, the most rushing attempts and rushing yards by a Patriots wide receiver in team history.

MOST RUSHING ATTEMPTS & RUSHING YARDS BY A PATRIOTS WIDE RECEIVER

| Player | Rushes | Player | Rushing Yards |
|-----------------------|-----------|-----------------------|---------------|
| Julian Edelman | 48 | Julian Edelman | 364 |
| Cordarrelle Patterson | 42 | Darryl Stingley | 244 |
| Irving Fryar | 35 | Cordarrelle Patterson | 228 |
| Troy Brown | 29 | Irving Fryar | 188 |
| Darryl Stingley | 28 | Troy Brown | 178 |

ANOTHER TEAM RECORD

Edelman had a 47-yard run vs. Indianapolis (11/18/12). It is the longest run by a Patriots receiver, topping Troy Brown's 35-yard run vs. Tampa Bay on (09/03/00) and Terry Glenn's 35-yarder vs. Kansas city (12/04/00).

FROM STANDOUT QB TO WR

Edelman began his college football career with a year at the College of San Mateo (Calif.) before transferring to Kent State, where as a senior, he completed 56 percent of his passes (153-of-275 for 1,820 yards) with 13 touchdowns. He was also the leading rusher, gaining 1,551 yards on 215 attempts (an average of 7.5 yards per carry) and scoring 13 touchdowns. His offensive numbers broke Kent State's single-season record for total offense set by Joshua Cribbs in 2003.

Said head coach Bill Belichick on the versatility of Edelman: "He played the quarterback position in college at Kent State and all the positions really that he's played in the NFL – covering kicks, returning kicks, slot receiver, outside receiver, slot defender – he didn't do any of those things in college. I think that really speaks to his versatility and how much he's grown as a player and how many things he's learned how to do that he really didn't have much experience with in college. I'd say that's pretty unusual, especially to be as competent in them as he is."

FATHERLY ADVICE

If there is one thing Julian Edelman has never lacked, it's athletic ability. A dual-threat quarterback at Kent State and former baseball standout in high school, Edelman once wowed Toronto Blue Jays players with his impressive footwork while fielding ground balls in an appearance at batting practice in 2011.

This natural ability may have been overlooked by NFL scouts, who let him fall to the Patriots in the seventh round of the 2009 NFL Draft. Edelman remains focused on the lessons his father, Frank Edelman, taught him at a young age. "I'm still constantly trying to learn," Edelman told The Boston Herald. "My dad always put it in my head, when you're green, you're growing, when you're ripe, you're lost. When you're done learning, you're done." EDELMAN playoff notes





PATRIOTS OFFENSIVE NOTES

EDELMAN PLAYOFF NOTES

SUPER BOWL MVP

Edelman was named Super Bowl MVP after finishing with 10 receptions for 141 yards in Super Bowl LIII vs. L.A. Rams. He became the seventh wide receiver to win Super Bowl MVP honors and the second Patriots wide receiver to win the award. Deion Branch was named MVP for his performance in Super Bowl XXXIX.

INCHING CLOSER TO THE TOP

Edelman ranks second all-time in NFL postseason history with 115 receptions. He ranks second all-time in postseason receiving yards and is one of 15 players with at least 1,000 postseason receiving yards. He is the Patriots all-time playoff leader with 115 receptions and 1,412 receiving yards.

MOST POSTSEASON RECEPTIONS IN NFL HISTORY

| | |
|-----------------------------|------------|
| Jerry Rice | 151 |
| Julian Edelman | 115 |
| Reggie Wayne | 93 |
| Hines Ward | 88 |
| Wes Welker | 88 |

MOST POSTSEASON RECEIVING YARDS IN NFL HISTORY

| | |
|-----------------------------|--------------|
| Jerry Rice | 2,245 |
| Julian Edelman | 1,412 |
| Michael Irvin | 1,315 |
| Cliff Branch | 1,289 |
| Reggie Wayne | 1,254 |
| Andre Reed | 1,229 |
| Hines Ward | 1,181 |

MOST POSTSEASON RECEPTIONS & RECEIVING YARDS IN PATRIOTS HISTORY

| Player | Rec. |
|-----------------------------|------------|
| Julian Edelman | 115 |
| Rob Gronkowski | 81 |
| Wes Welker | 69 |
| Troy Brown | 58 |
| Danny Amendola | 57 |

| Player | Rec. Yds. |
|-----------------------------|--------------|
| Julian Edelman | 1,412 |
| Rob Gronkowski | 1,163 |
| Deion Branch | 852 |
| Danny Amendola | 709 |
| Troy Brown | 694 |

CAREER PERFORMANCES

WR Julian Edelman now has six 100-yard playoff receiving games, including two in the Super Bowl. He is now tied with Michael Irvin with six 100-yard postseason games, behind only the eight by Jerry Rice.

MOST 100-YARD RECEIVING GAMES IN PLAYOFF HISTORY

- 8 Jerry Rice – 29 postseason games
- 6 Julian Edelman – 18 postseason games**
- 6 Michael Irvin – 16 postseason games
- 5 John Stallworth – 18 postseason games
- 5 Andre Reed – 21 postseason games
- 5 Hines Ward 18 postseason games
- 5 Larry Fitzgerald 9 postseason games
- 5 Antonio Brown – 10 postseason games

MOST 100-YARD RECEIVING GAMES IN PATRIOTS PLAYOFF HISTORY

| Player | 100-Yd Games |
|-----------------------------|--------------|
| Julian Edelman | 6 |
| Rob Gronkowski | 4 |
| Deion Branch | 4 |
| Wes Welker | 3 |

MANY PLAYOFF RETURNS

Edelman is the NFL's all-time postseason leader with 443 career punt return yards in the playoffs. He is also first with 39 punt returns. Additionally, Edelman is tied with Troy Brown for most punt returns in Super Bowl history with eight and ranks third with 69 punt return yards.

MOST POSTSEASON PUNT RETURNS & PUNT YARDS IN NFL HISTORY

| Player | Punt Returns |
|-----------------------------|--------------|
| Julian Edelman | 39 |
| Dave Meggett | 34 |
| Brian Mitchell | 34 |
| Troy Brown | 33 |

| Player | Punt Return Yds. |
|-----------------------------|------------------|
| Julian Edelman | 443 |
| Brian Mitchell | 339 |
| Troy Brown | 315 |

MOST SUPER BOWL PUNT RETURNS & PUNT YARDS IN NFL HISTORY

| Player | Punt Returns |
|-----------------------------|--------------|
| Julian Edelman | 8 |
| Troy Brown | 8 |

| Player | Punt Return Yds. |
|-----------------------------|------------------|
| John Taylor | 94 |
| Desmond Howard | 90 |
| Julian Edelman | 69 |

G TED KARRAS

SCHOOL'S NOT OUT

Although he already owns a bachelor's degree in communications and a master's degree in recreation, sport and tourism from his time at the University of Illinois, Ted Karras hasn't completely given up his notebook for an NFL playbook. Along with teammate Joe Thuney, Karras is pursuing his MBA from Indiana University thanks to an NFLPA program that provides tuition assistance for players while navigating a busy NFL schedule.

"It just seems to be that everyone keeps wanting to pay for my school, so I'm not going to turn it down," Karras told the Boston Globe.

Karras and Thuney began their MBA pursuit two weeks after the Patriots Super Bowl LI victory by taking Online classes and Skyping with professors from Indiana University's Kelley School of Business up until training camp. They continued their classes in the 2018 off-season.

OL SHAQ MASON

A FAMOUS NAMESAKE

A noted sports fan and basketball enthusiast, Shaq's mother, Alicia McGuire, named him Shaquille Olajuwon Mason in 1993 after her two favorite NBA stars at the time, Shaquille O'Neal and Hakeem Olajuwon. The Tennessee native had the opportunity to meet one of his namesakes at a Memphis Grizzlies game while O'Neal was a member of the Miami Heat, receiving a special meet-and-greet and having his jersey signed.



PATRIOTS OFFENSIVE NOTES

RB SONY MICHEL

WHAT TO WATCH FOR IN 2019

- Sony Michel looks to become the first Patriots drafted running back to rush for 1,000 yards since Stevan Ridley in 2012.

ROOKIE RUSHING SURGE

RB Sony Michel finished his rookie season with 931 yards rushing. It is the most by a rookie running back under Bill Belichick, surpassing the 745 rushing yards by Lawrence Maroney as a rookie in 2006.

PATRIOTS ROOKIE IN A RUSH

Michel had four 100-yard rushing games in 2018, including a season-high of 133 at the NY Jets on Nov. 25, 2018.

MOST 100-YD RUSH GAMES BY A PATRIOTS ROOKIE

| Player | Season | 100-Yard Games |
|--------------------|-------------|-------------------------------|
| Curtis Martin | 1995 | 9 (Weeks 1, 8, 10-11, 13-17) |
| John Stephens | 1988 | 5 (Weeks 8-10, 14, 16) |
| Sony Michel | 2018 | 4 (Weeks 4, 6, 12, 16) |
| Robert Edwards | 1998 | 4 (Weeks 6-7, 15-16) |

SONY SETS ROOKIE PLAYOFF TD MARK

Michel set the NFL postseason record for most rushing touchdowns by a rookie in a single postseason with six. He finished second behind Terrell Davis (8) for most rushing touchdowns in a single post-season.

MOST POSTSEASON RUSH TDs BY A ROOKIE

| Player | Team | Season | Rush TDs |
|--------------------|--------------------|-------------|----------|
| Sony Michel | New England | 2018 | 6 |
| Leonard Fournette | Jacksonville | 2017 | 4 |
| Jamal Lewis | Baltimore | 2000 | 4 |
| William Floyd | San Francisco | 1994 | 4 |
| Tony Dorsett | Dallas | 1977 | 4 |
| Norm Standlee | Chicago | 1977 | 4 |

MOST RUSH TDs IN A SINGLE POSTSEASON

| Player | Team | Season | Rush TDs |
|--------------------|--------------------|-------------|----------|
| Terrell Davis | Denver | 1997 | 8 |
| Sony Michel | New England | 2018 | 6 |
| Larry Csonka | Miami | 1973 | 6 |
| Franco Harris | Pittsburgh | 1974 | 6 |
| John Riggins | Washington | 1983 | 6 |
| Gerald Riggs | Washington | 1991 | 6 |
| Emmitt Smith | Dallas | 1995 | 6 |
| Ricky Watters | San Francisco | 1993 | 6 |

WR MATTHEW SLATER



WHAT TO WATCH FOR IN 2019

- Matthew Slater has earned seven Pro Bowls (2011-17) as a special teams player to match Steve Tasker (1987, 1990-95) for the most special teams Pro Bowl honors in NFL history. He became the first with seven straight special teams Pro Bowl honors.

LIKE FATHER LIKE SON

Slater is one of 10 sons of Hall of Fame members to be drafted in NFL history.

HALL OF FAME FATHERS WITH SONS DRAFTED IN THE NFL

- Jackie Slater (class of 2001) – son, Matthew Slater (NE)
- Bobby Bell (class of 1983) – son, Bobby Bell (NYJ)
- Tony Dorsett (class of 1994) – son, Anthony Dorsett (HOU)
- Bob Griese (class of 1990) – son, Brian Griese (DEN)
- Russ Grimm (class of 2010) – son, Cody Grimm (TB)
- Howie Long (class of 2000) – sons Chris Long (STL) and Kyle Long (CHI)
- Bruce Matthews (class of 2007) – son, Jake Matthews (ATL)
- Don Shula (class of 1997) – son, Mike Shula (TB)
- Kellen Winslow (class of 1995) – son, Kellen Winslow (CLE)

PRO BOWL RECORD



Slater has earned seven Pro Bowl invitations (2011-17) as a special teams player to match Steve Tasker (1987, 1990-95) for the most special teams Pro Bowl honors in NFL history. Slater is the only special teams player to earn seven consecutive Pro Bowls.

ALL-STAR COMBINATION

Slater was voted to the Pro Bowl for seven straight seasons, matching the seven that his father was voted to with the L.A. Rams. The Slater family's 14 combined Pro Bowls are the second-most among father-son contingents to have been voted to at least one Pro Bowl each.

MOST FATHER AND SON PRO BOWL SELECTIONS

| Players | Pro Bowls |
|--|-----------|
| Archie (2), Peyton (14) and Eli Manning (4)..... | 20 |
| Jackie (7) and Matthew Slater (7)..... | 14 |

ELECTED TEAM LEADER

Patriots wide receiver Matthew Slater was named to seven straight Pro Bowls (2011-17) for his special teams work, but perhaps more revealing of his value to New England is the fact that he was elected a captain by his teammates for the eighth straight season in 2018.

The special teams ace shared what it means to be a captain with high school football players in a story published by *The Boston Globe*. "I think first and foremost, you have to be able to put others before yourself. Being a captain and leadership is about serving, and to me, that means a great deal of sacrifice – putting aside personal agendas for the greater common goal. Leadership is equated with sacrifice. I think you have to be willing to do whatever it takes for the unit to succeed. I think you need to lead by example. A lot of times, it's about what you do, not what you say."

SLATER'S EMERGENCE WAS SPECIAL

Bill Belichick acknowledged Matthew Slater's role as a gunner on special teams: "Matt is one of the best in the league," Belichick said. "Any time the punt return team has to double somebody, that makes it one less guy they can use somewhere else in the return. He almost always draws two guys out there unless they're in an eight-man rush. Most of the time, there's two guys out there — fourth-and-short, where they're trying to protect the box — but he draws a lot of double teams, and deservedly so. He does an outstanding job of covering punts."

OL JOE THUNEY

SUPER BOWL RECORD SETTER

OL Joe Thuney became the first player in NFL history to start in the Super Bowl in each of his first three seasons in the NFL.

BACK TO SCHOOL

Along with teammate Ted Karras, Joe Thuney has taken advantage of an NFLPA program that assists its players in earning college degrees. After earning his degree in accounting while also studying international studies at N.C. State, Thuney is now pursuing his MBA through Indiana University's Kelley School of Business.



PATRIOTS OFFENSIVE NOTES

RB JAMES WHITE

WHAT TO WATCH FOR IN 2019

- James White has 19 career touchdown receptions, second in Patriots all-time history among running backs behind the 26 by Larry Garron.
- White has 248 career receptions, third in Patriots history among running backs, behind the 431 by Kevin Faulk and the 261 by Tony Collins. White needs 14 receptions to move past Collins into second place.
- White is third among all Patriots running backs with 2,164 career receiving yards, behind Kevin Faulk (3,701), Larry Garron (2,502) and Tony Collins (2,356). He needs 339 yards to move into second place on the Patriots all-time list.

WHITE ADDS UP TD CATCHES

RB James White has the most touchdown receptions by a running back in the NFL since 2015.

RB WITH THE MOST RECEIVING TD SINCE 2015

| Player | Team | TDs |
|---------------------|-------------|-----|
| James White | New England | 19 |
| Tevin Coleman | Atlanta | 11 |
| Christian McCaffrey | Carolina | 11 |
| David Johnson | Arizona | 11 |
| Melvin Gordon III | LA Chargers | 11 |

PROLIFIC SCORING PACE

RB James White caught a touchdown pass in the 2018 regular-season finale vs. NY Jets (12/30/18) for his seventh touchdown reception of the season, tying RB Larry Garron (7 in 1964) for the most touchdown receptions by a Patriots running back in a single season.

SINGLE-SEASON RB TD RECEPTIONS IN PATRIOTS HISTORY

| Player | Year | Receiving TDs |
|--------------|------|---------------|
| James White | 2018 | 7 |
| Larry Garron | 1964 | 7 |
| Billy Lott | 1961 | 6 |

SWEET FEET SCORING OFTEN

White has 19 receiving touchdowns in his career, second all-time among Patriots running backs. His 248 receptions rank third and receiving yards rank fourth in team history at his position.

RB TD RECEPTIONS IN PATRIOTS HISTORY

| Player | Seasons | Receiving TDs |
|--------------|--------------|---------------|
| Larry Garron | 1960-68 | 26 |
| James White | 2014-present | 19 |
| Kevin Faulk | 1999-2011 | 15 |

RB RECEPTIONS IN PATRIOTS HISTORY

| Player | Seasons | Receptions |
|----------------|--------------|------------|
| Kevin Faulk | 1999-2011 | 431 |
| Tony Collins | 1981-87 | 261 |
| James White | 2014-present | 248 |
| Sam Cunningham | 1973-82 | 210 |

RB RECEIVING YARDS IN PATRIOTS HISTORY

| Player | Seasons | Receiving Yards |
|--------------|--------------|-----------------|
| Kevin Faulk | 1999-2011 | 3,701 |
| Larry Garron | 1960-68 | 2,502 |
| Tony Collins | 1981-87 | 2,356 |
| James White | 2014-present | 2,164 |

COPIOUS CATCHES

White ranks second in the NFL for receptions and receiving yards by a running back since 2015.

RB RECEPTIONS SINCE 2015

| Player | Team | Receptions |
|---------------------|-------------|------------|
| Theo Riddick | Detroit | 247 |
| James White | New England | 243 |
| Duke Johnson Jr. | Cleveland | 235 |
| Todd Gurley II | LA Rams | 187 |
| Christian McCaffrey | Carolina | 187 |

OFF AND RUNNING

White has the second-most receiving yards by a running back since 2015.

RB RECEIVING YARDS SINCE 2015

| Player | Team | Receiving Yds |
|------------------|-------------|---------------|
| Duke Johnson Jr. | Cleveland | 2,170 |
| James White | New England | 2,141 |
| Theo Riddick | Detroit | 1,896 |

RECORD-SETTING SEASON

White had 87 receptions in 2018, the team record for a running back in a single season. He finished third in the NFL among running backs for receptions and second in receiving yards.

MOST RECEPTIONS IN A SEASON BY A PATRIOTS RB

| Player | Year | Receptions |
|----------------|------|------------|
| James White | 2018 | 87 |
| Tony Collins | 1986 | 77 |
| Leroy Thompson | 1994 | 65 |
| James White | 2016 | 60 |
| Kevin Faulk | 2008 | 58 |
| James White | 2017 | 56 |

RECEIVING YARDS RECORD

White has a career-best 751 receiving yards in 2018, the team record for a single season by a running back.

MOST RECEIVING YARDS IN A SEASON BY A PATRIOTS RB

| Player | Year | Receiving Yards |
|--------------|------|-----------------|
| James White | 2018 | 751 |
| Tony Collins | 1986 | 684 |
| James White | 2016 | 551 |

WHITE JOINS EXCLUSIVE GROUP

RB James White is the fourth running back in the Super Bowl era with 750 receiving yards and seven receiving touchdowns in a season, joining Gary Anderson (1986), Larry Centers (1996) and Marshall Faulk (2000 and 2001). White finished with 751 yards receiving and seven touchdown receptions.

WHITE HAS CAREER DAY

White set career regular-season highs with 10 receptions and 115 receiving yards vs. Philadelphia (12/06/15). He is the only Patriots running back with four games with 10 or more receptions.

MOST RECEIVING YARDS IN A GAME BY A RUNNING BACK IN PATRIOTS HISTORY

| Player | Date | Opponent | Yds |
|--------------|----------|--------------|-----|
| Shane Vereen | 12/08/13 | Cleveland | 153 |
| Dick Christy | 11/04/60 | Oakland | 124 |
| Joe Johnson | 11/25/60 | Houston | 123 |
| James White | 12/06/15 | Philadelphia | 115 |
| Larry Garron | 12/11/66 | Houston | 113 |



PATRIOTS DEFENSIVE NOTES

MOST RECEPTIONS IN A GAME BY A RUNNING BACK IN PATRIOTS HISTORY

| Player | Date | Opponent | Rec |
|--------------------|-----------------|---------------------|-----------|
| Shane Vereen | 12/08/13 | Cleveland | 12 |
| Tony Collins | 11/29/87 | Philadelphia | 11 |
| Kevin Faulk | 09/03/20 | Tampa Bay | 11 |
| Leroy Thompson | 11/13/94 | Minnesota | 11 |
| James White | 10/29/18 | Buffalo | 10 |
| James White | 10/04/18 | Indianapolis | 10 |
| James White | 10/01/17 | Carolina | 10 |
| James White | 12/06/15 | Philadelphia | 10 |
| Tony Collins | 11/16/86 | L.A. Raiders | 10 |

DL ADAM BUTLER

CAREER-DEFINING CONTEST

Adam Butler arrived at Vanderbilt as an accomplished high school offensive lineman and spent his freshman season redshirting as a backup at center and guard. During his first offseason, Butler entered a rib eating contest, which judges ruled his team had lost. Butler disagreed and began arguing with the judges. Then Commodore defensive coordinator Bob Shoop was in attendance and witnessed Butler's demeanor and was impressed with his competitive attitude. Shoop convinced then head coach James Franklin to ask Butler to transition to defense.

"Coach Franklin brought me into his office and he asked me what I wanted, and I wanted whatever was best for the team," Butler told The Tennessean. "Because we were so short on defensive linemen at that time, that's how it happened."

DB NATE EBNER

SPECIAL TEAMS TACKLING MACHINE

DB Nate Ebner led the Patriots in 2018 with 13 special teams tackles. Ebner has now tallied at least 10 special teams tackles every season in his seven-year career, with the exception of 2017 when he was limited to nine games due to injury and finished with eight special teams tackles. He posted a career-high 19 special teams tackles in 2016.

2018 NFL SPECIAL TEAMS TACKLE LEADERS

| Player | Team | Sp. Tms. Tackles |
|-------------------|--------------------|------------------|
| Adrian Phillips | L.A. Chargers | 17 |
| Zeke Turner | Arizona | 15 |
| Dwayne Harris | Oakland | 15 |
| Justin Bethel | Atlanta | 14 |
| Jayron Kearse | Minnesota | 14 |
| Nate Ebner | New England | 13 |
| Clayton Fejedelem | Cincinnati | 13 |

CB STEPHON GILMORE

LOCK-DOWN DEFENDER

CB Stephon Gilmore finished second in the NFL with 20 passes defensed in 2018, establishing a single-season career-high. His previous best was 18 passes defensed in 2015 with Buffalo. He also became the sixth defensive back in team history to post 20 passes defensed in a single season.

2018 PASSES DEFENSED LEADERS

| Player | Team | Passes Defensed |
|------------------------|--------------------|-----------------|
| Kyle Fuller | Chicago | 21 |
| Stephon Gilmore | New England | 20 |
| Kareem Jackson | Houston | 17 |
| Darius Slay | Detroit | 16 |

MOST PASSES DEFENSED IN A SINGLE SEASON IN PATRIOTS HISTORY

| Player | Passes Defensed |
|-------------------------------|-----------------|
| Ty Law (1998) | 27 |
| Asante Samuel(2006) | 24 |
| Maurice Hurst (1994) | 23 |
| Ty Law (2003) | 23 |
| Tyrone Poole (2003) | 21 |
| Stephen Gilmore (2018) | 20 |

GILMORE LEARNS FROM PATRIOTS PREDECESSORS

Stephon Gilmore may be one of the best cover corners in football, and recognizes the importance of the history of his position. "I'm a big history person. I like to know my history. I've watched the players who have played the game. I wouldn't be in the position I'm in now without those guys," Gilmore told the Boston Herald. As a player who appreciates the history of the game, Gilmore has placed emphasis on building relationships with former Patriots' defensive backs and Pro Football Hall of Famers Ty Law and Mike Haynes.

DB DURON HARMON

FOURTH-QUARTER PICKS

Throughout his six NFL seasons, Duron Harmon has shown a knack for notching late-game interceptions. Of his 18 career picks, 12 have come in the fourth quarter, with six of those occurring during the final two minutes of the game. Harmon leads the NFL in fourth-quarter interceptions since 2013.

FOURTH-QUARTER INTERCEPTIONS

| Date | Opponent | Result |
|----------|----------------|-----------|
| 10/27/13 | vs. Miami | W, 27-17 |
| 11/03/13 | vs. Pittsburgh | W, 55-31 |
| 01/10/15 | vs. Baltimore | W, 35-31* |
| 09/10/15 | vs. Pittsburgh | W, 28-21 |
| 10/29/15 | vs. Miami | W, 36-7 |
| 09/18/16 | vs. Miami | W, 31-24 |
| 01/14/17 | vs. Houston | W, 34-16* |
| 09/24/17 | vs. Houston | W, 36-33 |
| 11/26/17 | vs. Miami | W, 35-17 |
| 12/17/17 | at Pittsburgh | W, 27-24 |
| 12/02/18 | vs. Minnesota | W, 24-10 |
| 12/16/18 | at Pittsburgh | L, 10-17 |

INTERCEPTIONS IN THE FINAL TWO MINUTES OF A GAME

| Date | Opponent | Time Remaining |
|----------|---------------|----------------|
| 10/27/13 | vs. Miami | 0:55 |
| 01/10/15 | vs. Baltimore | 1:46* |
| 09/18/16 | vs. Miami | 0:09 |
| 09/24/17 | vs. Houston | 0:03 |
| 11/26/17 | vs. Miami | 1:54 |
| 12/17/17 | at Pittsburgh | 0:09 |

* Playoff Game

MOST FOURTH QUARTER INTERCEPTIONS SINCE 2013 (INCLUDING PLAYOFFS)

| Player | Interceptions |
|---------------------|---------------|
| Duron Harmon | 12 |
| Richard Sherman | 11 |
| Harrison Smith | 10 |

HARMON INTERCEPTION NOTES:

- Ten of 15 occurred in the fourth quarter. (12-of-18 including postseason)
- Five of 15 occurred in the final two minutes of the game (6-of-18 including postseason).
- Five of 15 occurred in the end zone (6-of-18 including postseason).
- Eight of 15 occurred inside the Patriots red zone (11-of-18 including postseason).
- Twelve of 15 occurred inside the Patriots 35-yard line (15-of-18 including postseason).
- Five of 15 have occurred against Miami (4-of-5 against Ryan Tannehill).
- Ten of 15 have occurred against either Miami or Pittsburgh.
- Ten of 15 have occurred at Gillette Stadium (12-of-18 including postseason).





PATRIOTS DEFENSIVE NOTES

HARMON PICKS ON PITTSBURGH


DB Duron Harmon intercepted two passes against Pittsburgh (12/16/18). Harmon now has five interceptions in five regular-season games against the Steelers, tied for the most interceptions against a single opponent since 2013. He also has five interceptions against Miami since 2013.

MOST INTERCEPTIONS AGAINST A SINGLE OPPONENT (SINCE 2013)

| Player | Opponent | Interceptions |
|---------------|------------|---------------|
| Duron Harmon | Pittsburgh | 5 |
| Duron Harmon | Miami | 5 |
| Reggie Nelson | Pittsburgh | 5 |

*13 tied at 4

LB DONT'A HIGHTOWER



WEARING BRUSCHI'S JERSEY #54

As a first round draft pick, Dont'a Hightower is used to high expectations. Hightower went to training camp with jersey #45 but was switched to jersey #54 prior to the start of his rookie year in 2012. Former LB Tedy Bruschi wore #54 for 13 seasons.

Hightower understands the importance of the number and hopes to live up to its legacy. "I definitely feel honored to be able to wear this number," Hightower said. "I've read that Tedy didn't want it to be retired and he hoped another

linebacker would come in and be able to wear this number and be able to play as well. I feel honored. Tedy was a great player, and he means a lot to this organization. I'm definitely proud to be able to wear this number."

WINNER ON MULTIPLE LEVELS

Dont'a Hightower (three Super Bowl championships and two national titles at Alabama) and Russell Maryland (two national championships at Miami and three Super Bowl Championships with Dallas) are the only two players in NFL history with at least two national championships and two Super Bowl wins.

DB DEVIN McCOURTY

WHAT TO WATCH FOR IN 2019


- Devin McCourty enters 2019 tied with Ty Law for second most Pro Bowls as a Patriots defensive back with four. Only CB Mike Haynes had more Pro Bowl invites as a Patriots DB with six.

MCCOUR-TD

DB Devin McCourty's 84-yard interception return for a touchdown in the win at Buffalo on Oct. 29, 2018 was his first career interception returned for a touchdown and the ninth-longest in team history. The pick-six was McCourty's second career score. His first touchdown came on a 104-yard kickoff return vs. the New York Jets on Oct. 21, 2012.

DOUBLE TROUBLE

After being selected by the Patriots in the first round of the 2010 NFL Draft, CB Devin McCourty became part of a select group in league history. McCourty's identical twin brother, Jason, joined the Patriots in the 2018 offseason. The two became the 12th set of twins to play in the NFL. In the season opener, Devin and Jason became the first set of twins to play together on the same NFL team since 1926 when Gene and Tom Golsen suited up together for the Louisville Colonels. Shaquill and Shaquem Griffin of the Seattle Seahawks also accomplished this unique occurrence on Kickoff Weekend. New England also had twins on the team in 2017, with TE Jacob Hollister on the roster and WR Cody Hollister on the practice squad. Jacob was on the roster again in 2018 and Cody was on the non-football/injury list.



Devin and Jason were cornerbacks in the Rutgers secondary from 2005-08. Devin redshirted for the 2005 season and was a year behind his brother in eligibility. Devin became the second twin to suit up for the Patriots, after CB Kato Serwanga was a member of the team from 1998-2000. His twin brother, Jason, played for San Francisco and Minnesota from 1999-2001. According to McCourty's mother, the two can only be told apart by tiny scars on their faces left by chickenpox.

MCCOURTY GOES LONG

McCourty had a 104-yard kickoff return for a touchdown vs. N.Y. Jets (10/21/12), the second longest kickoff return in team history. Ellis Hobbs has the longest in team history with a 108-yard return for a touchdown at N.Y. Jets on Sept. 9, 2007. McCourty was named AFC Special Teams Player of the Week for his performance.

LONGEST KICKOFF RETURN IN PATRIOTS HISTORY

Ellis Hobbs 108TD at N.Y. Jets (09/09/07)
Devin McCourty 104TD vs. N. Y. Jets (10/21/12)

IN GOOD COMPANY

McCourty earned Associated Press All-Pro Second Team honors at safety in 2013 and 2016. He also earned Second Team All-Pro Honors as a rookie in 2010 when he played cornerback. McCourty joins Pro Football Hall of Famers Rod Woodson and Ronnie Lott as the only NFL players to earn All-Pro honors at both safety and cornerback.

BROTHERS IN ARMS

Devin and twin brother Jason McCourty have seen first-hand the effects of sickle cell disease. Both their aunt and uncle lived with the disease while their father carried the trait. Devin and Jason partnered with Embrace Kids Foundation to form their own "Tackle Sickle Cell" campaign aiming to educate the public, increase blood donations and raise money and awareness for the fight against sickle cell disease. Devin's work with the local Boston Children's Hospital has helped advance research of the disease with doctors now as close as they've ever been to a cure.

LB KYLE VAN NOY

VAN NOY SCORES TWICE IN 2018

LB Kyle Van Noy recovered a fumble and returned it 46 yards for a touchdown in the regular-season finale win over N.Y. Jets (12/30/18). It marked his second touchdown of the season. He returned a blocked punt 29-yards for a touchdown at Chicago (10/21/18), becoming the first Patriots player with two non-offensive touchdowns in a season since DB Kyle Arrington scored two touchdowns in 2014.



PATRIOTS SPECIAL TEAMS NOTES

K STEPHEN GOSTKOWSKI

WHAT TO WATCH FOR IN 2019



- If Stephen Gostkowski leads the NFL in scoring in 2019, he will set the NFL mark for most seasons leading the NFL in scoring with six, moving past Don Hutson (five) and Gino Cappelletti (five in the AFL). Gostkowski has led the NFL in scoring in 2008, 2012-14 and 2015.
- In 2015, Gostkowski became the first NFL player with four seasons of 150 or more points. He added his fifth season of 150 or more points in 2017 and can add to that number in 2019.
- Gostkowski (5) needs one more 30-field goal season in 2019 to tie Justin Tucker (6) for the most seasons with 30 or more field goals.
- Gostkowski has led the NFL in field goals three times (2008 and 13-14) and if he leads the NFL in field goals in 2019, he will join Lou Groza (five), Jack Manders (four), Ward Cuff (four) and Mark Moseley (four) as the only NFL players to lead the NFL in field goals in at least four seasons.
- Gostkowski (1,743) enters the 2019 season 12th on the NFL's all-time scoring list.
- Gostkowski (205) is second all-time in postseason points, behind Adam Vinatieri (238) and will look to add to those numbers in 2019.
- Gostkowski is tied for second with David Akers on the NFL's all-time postseason list with 39 field goals behind Adam Vinatieri (56).
- Gostkowski (367) is 15th on the NFL's all-time field goal list.
- Gostkowski is tied with Mike Lodish for second all-time with six Super Bowls played, behind the nine Super Bowls by Tom Brady.
- Gostkowski is third all-time with 33 points in the Super Bowl, behind the 48 by Jerry Rice and the 34 by Adam Vinatieri.
- Gostkowski has played in 28 career postseason games, fourth all-time behind Tom Brady (40), Adam Vinatieri (32) and Jerry Rice (29).
- Gostkowski is tied with Adam Vinatieri for the most field goals in Super Bowl history with seven.

FRANCHISE SCORING LEADER

Gostkowski became the Patriots all-time leader in points vs. Miami on Dec. 14, 2014, passing Adam Vinatieri.

PATRIOTS ALL-TIME LEADING SCORERS

| Player | Points |
|--------------------|--------|
| Stephen Gostkowski | 1,743 |
| Adam Vinatieri | 1,158 |
| Gino Cappelletti | 1,130 |

SCORING LEADER I

Gostkowski is the only NFL player with five 150-point seasons.

PATRIOTS RECORD FOR MOST POINTS IN A SEASON

| Player | Year | Points |
|--------------------|------|----------------------|
| Stephen Gostkowski | 2013 | 158 |
| Stephen Gostkowski | 2017 | 156 |
| Stephen Gostkowski | 2014 | 156 |
| Gino Cappelletti | 1964 | 155 (includes 7 TDs) |
| Stephen Gostkowski | 2012 | 153 |
| Stephen Gostkowski | 2015 | 151 |
| Stephen Gostkowski | 2008 | 148 |
| Gino Cappelletti | 1961 | 147 |

SCORING LEADER II

NFL RECORD FOR MOST POINTS BY A KICKER IN A SINGLE SEASON

| Player | Team | Year | Points |
|---------------------------|--------------------|-------------|------------|
| David Akers | San Francisco | 2011 | 166 |
| Gary Anderson | Minnesota | 1998 | 164 |
| Jeff Wilkins | St. Louis | 2003 | 163 |
| Mark Moseley | Washington | 1983 | 161 |
| Stephen Gostkowski | New England | 2013 | 158 |
| Matt Bryant | Atlanta | 2016 | 158 |
| Greg Zuerlein | L.A Rams | 2017 | 158 |
| Mike Vanderjagt | Indianapolis | 2003 | 157 |
| Stephen Gostkowski | New England | 2017 | 156 |
| Stephen Gostkowski | New England | 2014 | 156 |
| Stephen Gostkowski | New England | 2012 | 153 |
| Stephen Gostkowski | New England | 2015 | 151 |

NFL ALL-TIME SCORING LEADERS

Gostkowski ranks 12th in points scored in NFL history.

| Player | Team(s) | Years | Points |
|-------------------------------|---------------------------|---------------------|--------------|
| 1. Adam Vinatieri | NE/IND | 1996-present | 2,600 |
| 2. Morten Andersen | NO/ATL/NYG/KC/ATL | 1982-2007 | 2,544 |
| 3. Gary Anderson | PIT/PHI/SF/MIN/TEN | 1982-2004 | 2,434 |
| 4. Jason Hanson | Detroit | 1992-2012 | 2,150 |
| 5. John Carney | TB/SD/NO/NYG | 1988-2010 | 2,062 |
| 6. Matt Stover | CLE/BAL/IND | 1991-2010 | 2,004 |
| 7. George Blanda | CHI/BLT/HOU/OAK | 1949-75 | 2,002 |
| 8. Jason Elam | DEN/ATL | 1993-2009 | 1,983 |
| 9. John Kasay | SEA/CAR/NO | 1991-2011 | 1,970 |
| 10. Sebastian Janikowski | OAK/SEA | 2000-18 | 1,913 |
| 11. Phil Dawson | CLE/SF/ARZ | 1999-present | 1,847 |
| 12. Stephen Gostkowski | New England | 2006-present | 1,743 |
| 13. Norm Johnson | SEA/ATL/PIT/PHI | 1982-99 | 1,736 |
| 14. David Akers | WAS/PHI/SF/DET | 1998-2013 | 1,721 |
| 15. Matt Bryant | NYG/TB/ATL | 2002-present | 1,717 |
| 16. Nick Lowery | NE/KC/NYJ | 1978-96 | 1,711 |
| 17. Jan Stenerud | KC/GB/MIN | 1967-85 | 1,699 |
| 18. Ryan Longwell | GB/MIN | 1997-2011 | 1,687 |
| 19. Eddie Murray | DET/KC/TB/DAL/PHI/WAS/MIN | 1980-2000 | 1,594 |
| 20. Al Del Greco | GB/STL/PHO/HOU/TEN | 1984-2000 | 1,584 |

GOSTKOWSKI GOES LONG

Gostkowski kicked a franchise record 62-yard field goal against Oakland in Mexico City (11/19/17). It was the 19th field goal of 60 or more yards in NFL history.

LONGEST FIELD GOALS IN NFL HISTORY

| Player | Team | Opponent | Date | Distance |
|---------------------------|-----------|---------------|-----------------|-----------|
| Matt Prater | DEN | vs. TEN | 12/08/13 | 64 |
| Tom Dempsey | NO | vs. DET | 11/08/70 | 63 |
| Jason Elam | DEN | vs. JAX | 10/25/98 | 63 |
| Graham Gano | CAR | vs. NYG | 10/07/18 | 63 |
| Sebastian Janikowski | OAK | at DEN | 09/12/11 | 63 |
| David Akers | SF | vs. GB | 09/09/12 | 63 |
| Stephen Gostkowski | NE | at OAK | 11/19/17 | 62 |
| Matt Bryant | TB | vs. PHI | 10/22/06 | 62 |

LONGEST FIELD GOALS IN PATRIOTS HISTORY

| Player | Opponent | Date | Distance |
|--------------------|----------|----------|----------|
| Stephen Gostkowski | at OAK | 11/19/17 | 62 |
| Stephen Gostkowski | vs. CAR | 10/01/17 | 58 |
| Stephen Gostkowski | at DAL | 10/11/15 | 57 |
| Adam Vinatieri | at CHI | 11/10/02 | 57 |
| Adam Vinatieri | at STL | 12/13/98 | 55 |
| Matt Bahr | at MIA | 11/12/95 | 55 |

MOST FIELD GOALS IN PATRIOTS HISTORY

Gostkowski moved past Adam Vinatieri (263) in 2015 to become the Patriots all-time leader with 367 career field goals.

ALL-TIME PATRIOTS FIELD GOAL LEADERS

| | |
|--------------------|-----|
| Stephen Gostkowski | 367 |
| Adam Vinatieri | 263 |
| Gino Cappelletti | 176 |
| John Smith | 128 |



PATRIOTS SPECIAL TEAMS NOTES

CONSECUTIVE EXTRA POINTS

Gostkowski owns the NFL record for most consecutive extra points made in the regular season.

MOST CONSECUTIVE (KICKING) PATS

| Player | Team(s) | Years | Consec. XPs |
|--------------------|-----------------------------|-----------|-------------|
| Stephen Gostkowski | New England | 2006-16 | 478 |
| Matt Stover | BAL/IND | 1996-2009 | 422 |
| Jason Elam | Denver | 1993-2002 | 371 |
| Jeff Wilkins | St. Louis | 1999-2007 | 371 |
| Jay Feely | ATL/NYG/MIA/ NYJ/ARZ/CHI | 2002-14 | 360 |

EVEN STEPHEN

Gostkowski has connected on 87.4 percent of his regular-season field-goal attempts in his career, the best percentage in Patriots history. Additionally, Gostkowski's 87.4 field goal percentage is third among NFL kickers all-time.

PATRIOTS ALL-TIME LEADERS / FIELD GOAL PCT. (MINIMUM 50 ATTEMPTS)

| Player | Years | FGM | FGA | Pct. |
|--------------------|---------|-----|-----|------|
| Stephen Gostkowski | 2006-18 | 367 | 420 | 87.4 |
| Adam Vinatieri | 1996-05 | 263 | 321 | 81.9 |
| Matt Bahr | 1993-95 | 55 | 72 | 76.4 |

NFL ALL-TIME LEADERS / FIELD GOAL PCT. (MINIMUM 50 ATTEMPTS)

| Player | Team(s) | Years | FGM | FGA | Pct. |
|--------------------|----------------------------|--------------|-----|-----|------|
| Justin Tucker | Baltimore | 2012-present | 237 | 263 | 90.1 |
| Robbie Gould | CHI/NYG/SF | 2005-present | 358 | 408 | 87.7 |
| Stephen Gostkowski | New England | 2006-present | 367 | 420 | 87.4 |
| Dan Bailey | DAL/MIN | 2011-present | 207 | 239 | 86.6 |
| Mike Vanderjagt | IND/DAL | 1998-2006 | 230 | 266 | 86.5 |
| Steven Hauschka | BAL/SEA/BUF | 2008-present | 242 | 280 | 86.4 |
| Matt Bryant | NYG/MIA/IND/TB/ATL | 2002-present | 388 | 450 | 86.2 |
| Nate Kaeding | SD/MIA | 2004-12 | 181 | 210 | 86.2 |
| Kai Forbath | WAS/NO/MIN | 2012-17 | 120 | 140 | 85.7 |
| Rob Bironas | Tennessee | 2005-13 | 239 | 279 | 85.7 |
| Shayne Graham | BUF/CAR/CIN/ HOU/NO/ATL | 2001-15 | 277 | 324 | 85.5 |

GOSTKOWSKI OWNS TEAM MARK

Gostkowski scored at least one point in 142 straight games, a franchise record. He set the new record in a win vs. Denver on Nov. 24, 2013. The record ended in the shutout loss vs. Buffalo on Oct. 2, 2016.

PATRIOTS RECORD FOR MOST CONSECUTIVE GAMES SCORED

| Player | Dates | Consec. Games Scored |
|--------------------|----------------------|----------------------|
| Stephen Gostkowski | 12/17/06 to 10/02/16 | 142 |
| Adam Vinatieri | 11/24/96 to 12/29/02 | 101 |
| John Smith | 09/28/75 to 10/02/80 | 101 |

1,000-POINT BENCHMARK

Gostkowski (1,743) reached the 1,000 point mark in only his 119th career game in 2013. He is the only kicker in NFL history to reach 1,000 career points in fewer than 120 career games played.

KICKERS TO REACH 1,000 POINTS IN FEWEST GAMES

| Player | Team | Games to 1,000 Points |
|--------------------|--------------|-----------------------|
| Stephen Gostkowski | New England | 119 |
| Mike Vanderjagt | Indianapolis | 126 |
| Jason Elam | Denver | 132 |
| Ryan Longwell | Green Bay | 136 |
| Jan Stenerud | Kansas City | 136 |

PROLIFIC SCORING AVERAGE

Gostkowski is ranked first in NFL history with an 8.7 points per game average.

NFL RECORD FOR AVERAGE POINTS PER GAME

| Player | Team(s) | Points Per Game |
|--------------------|-------------|-----------------|
| Stephen Gostkowski | New England | 8.7 |
| Justin Tucker | Baltimore | 8.5 |
| Mike Vanderjagt | IND/DAL | 7.9 |
| Nate Kaeding | SD/MIA | 7.8 |
| Mason Crosby | Green Bay | 7.7 |
| Dan Bailey | DAL/MIN | 7.6 |

FIVE-TIME LEAGUE LEADER

Gostkowski led the NFL in scoring for the fourth straight season in 2015 with 151 points. He also led the NFL with 156 points in 2014, 158 points in 2013, 153 points in 2012 and 148 points in 2008. He joined Don Hutson and Gino Cappelletti as the only players to lead the NFL in scoring five times.

NFL RECORD FOR MOST SEASONS LEADING THE LEAGUE IN SCORING

| Player | Team | Years | Seasons |
|--------------------|-------------------|-------|-------------|
| Stephen Gostkowski | New England | 5 | 2008, 12-15 |
| Gino Cappelletti | New England | 5 | 1961, 63-66 |
| Don Hutson | Green Bay | 5 | 1940-44 |
| Earl Clark | POR/DET | 3 | 1932, 35-36 |
| Pat Harder | Chicago Cardinals | 3 | 1947-49 |
| Paul Hornung | Green Bay | 3 | 1959-61 |

GOSTKOWSKI GAME WINNERS

Gostkowski has eight career regular-season game-winning kicks and one in the playoffs.

GOSTKOWSKI'S CAREER GAME-WINNING FIELD GOALS

| Time Left | Distance | Final Score | OPP | Date |
|-----------|----------|-------------|-------|-----------|
| 0:03 4th | 28 | 43-40 | KC | 10/14/18 |
| 3:44 4th | 32 | 23-21 | @ ARI | 09/11/16 |
| 0:01 4th | 54 | 27-16 | @ NYG | 11/15/15 |
| 3:12 4th | 53 | 34-31 | @ HOU | 12/01/13 |
| 1:56, OT | 31 | 34-31 | DEN | 11/24/13 |
| 0:05, 4th | 35 | 23-21 | @ BUF | 09/08/13 |
| 1:56, OT | 35 | 23-20 | BAL | 10/17/10 |
| 11:02 OT | 48 | 29-26 | NYJ | 10/21/12 |
| 1:10, 4th | 31 | 24-21 | @ SD | 01/14/07* |

*Postseason

GOSTKOWSKI DRILLS 350TH FG

Gostkowski's 39-yard field goal vs. Kansas City (10/14/18) was the 350th of his career. He is one of 19 NFL players to reach 350 career field goals.

MOST FIELD GOALS AMONG ACTIVE NFL KICKERS

| Player | Team(s) | Field Goals |
|----------------------|--------------------|-------------|
| Adam Vinatieri | NE/IND | 582 |
| Phil Dawson | CLE/SF/ARZ | 441 |
| Sebastian Janikowski | OAK/SEA | 436 |
| Matt Bryant | NYG/IND/MIA/TB/ATL | 388 |
| Stephen Gostkowski | New England | 367 |

GOSTKOWSKI BREAKS HIS OWN TEAM RECORD

Gostkowski set a Patriots franchise record with 38 field goals in 2013 and now owns the top six field goal seasons in team history.

MOST FIELD GOALS MADE IN A PATRIOTS SEASON

| Player | Year | Field Goals |
|--------------------|------|-------------|
| Stephen Gostkowski | 2013 | 38 |
| Stephen Gostkowski | 2017 | 37 |
| Stephen Gostkowski | 2008 | 36 |
| Stephen Gostkowski | 2014 | 35 |
| Stephen Gostkowski | 2015 | 33 |
| Tony Franklin | 1986 | 32 |
| Adam Vinatieri | 2004 | 31 |
| Adam Vinatieri | 1998 | 31 |



PATRIOTS SPECIAL TEAMS NOTES

ON THE MARK

Gostkowski made 92.5 percent (37-of-40) of his field goals in 2017. He is now tied with Adam Vinatieri for the most seasons in NFL history with a 90 percent conversion rate with five.

PATRIOTS BEST FIELD GOAL PCT./SEASON (MINIMUM 30 ATTEMPTS)

| Player | Year | FGM | FGA | Pct. |
|--------------------|------|-----|-----|------|
| Stephen Gostkowski | 2014 | 35 | 37 | 94.6 |
| Adam Vinatieri | 2004 | 31 | 33 | 93.9 |
| Stephen Gostkowski | 2013 | 38 | 41 | 92.7 |
| Stephen Gostkowski | 2017 | 37 | 40 | 92.5 |
| Stephen Gostkowski | 2015 | 33 | 36 | 91.7 |
| Stephen Gostkowski | 2008 | 36 | 40 | 90.0 |
| Adam Vinatieri | 2002 | 27 | 30 | 90.0 |

MOST 50-YARD FIELD GOALS IN TEAM HISTORY

Gostkowski has the most 50-yard field goals in New England history.

PATRIOTS RECORD FOR MOST 50-YARD FIELD GOALS

| Player | Years | FGM | FGA | Pct. |
|--------------------|-----------|-----|-----|------|
| Stephen Gostkowski | 2006-18 | 25 | 35 | 71.4 |
| Adam Vinatieri | 1996-2005 | 8 | 17 | 47.1 |
| Tony Franklin | 1984-87 | 3 | 6 | 50.0 |

30-PLUS FIELD GOAL SEASONS

Gostkowski is one of five players in NFL history to make 30 or more field goals in five seasons after reaching 37 field goals in 2017.

MOST 30 FIELD GOAL SEASONS

| Player | Team(s) | 30-FG Seasons | Years |
|--------------------|-----------------|---------------|-----------------------|
| Justin Tucker | Baltimore | 6 | 2012-13, 15-17-18 |
| Stephen Gostkowski | New England | 5 | 2008, 13-15, 17 |
| Robbie Gould | CHI/SF | 5 | 2006-07, 15, 17-18 |
| David Akers | SF/PHI | 5 | 2002, 08-11 |
| John Carney | NYG/NO/SD | 5 | 1993-94, 99, 2002, 08 |
| Adam Vinatieri | NE/IND | 4 | 1998, 2004, 13-14 |
| Jay Feely | ATL/NYG/NYJ/ARZ | 4 | 2002, 05, 09, 13 |
| Matt Stover | Baltimore | 4 | 2000-01, 03, 05 |

FOURTH-MOST FGs IN A SEASON

MOST FIELD GOALS MADE IN A SEASON IN NFL HISTORY

| Player | Team | Year | Field Goals |
|--------------------|---------------|------|-------------|
| David Akers | San Francisco | 2011 | 44 |
| Neil Rackers | Arizona | 2005 | 40 |
| Olindo Mare | Miami | 1999 | 39 |
| Robbie Gould | San Francisco | 2017 | 39 |
| Jeff Wilkins | St. Louis | 2003 | 39 |
| Stephen Gostkowski | New England | 2013 | 38 |
| Harrison Butker | Kansas City | 2017 | 38 |
| Greg Zuerlein | L.A. Rams | 2017 | 38 |
| Justin Tucker | Baltimore | 2016 | 38 |
| Justin Tucker | Baltimore | 2013 | 38 |

KICKING A CAREER HIGH

Gostkowski made five field goals vs. Cincinnati (10/05/14), setting a new single-game career high. Gostkowski's five field goals tied the second-highest single-game total in Patriots history, trailing only Gino Cappelletti's six successful field goals on Oct. 4, 1964. He matched that total with five field goals in the win vs. Kansas City (10/14/18).

TWO FROM 50-PLUS

Gostkowski drilled a team-record 62-yard field goal and a 51-yarder in Mexico City against Oakland on Nov. 19, 2017. It was the third time that he made two field goals of 50-plus yards in a single game. He drilled a 51-yard field goal and a 53-yarder vs. Arizona (09/16/12) and connected on two 53-yard field goals at Houston (12/01/13). He is the only Patriot to have two 50-yard field goals in the same game.

GOSTKOWSKI PLAYOFF NOTES

GOSTKOWSKI PILING ON

Gostkowski is the Patriots all-time leading scorer in the postseason and ranks second for the most postseason points all-time.

MOST KICKING POINTS IN NFL POSTSEASON HISTORY

| Player | Team(s) | Points |
|--------------------|--------------------|--------|
| Adam Vinatieri | NE/IND | 238 |
| Stephen Gostkowski | New England | 205 |
| David Akers | PHI/SF | 175 |
| Gary Anderson | PIT/PHI/SF/MIN/TEN | 153 |
| Mason Crosby | Green Bay | 137 |
| George Blanda | CHI/HOU/OAK | 115 |
| Matt Stover | CLE/BAL/IND | 106 |
| Matt Bahr | PIT/CLE/NYG/NE | 103 |

MOST FIELD GOALS IN NFL POSTSEASON HISTORY

| Player | Team(s) | Field Goals |
|-------------------------------|--------------------|-------------|
| Adam Vinatieri (32 games) | NE/IND | 56 |
| Stephen Gostkowski (28 games) | New England | 39 |
| David Akers (24 games) | PHI/SF | 39 |
| Gary Anderson (22 games) | PIT/PHI/SF/MIN/TEN | 32 |
| Mason Crosby (18 games) | Green Bay | 26 |

MOST POINTS IN NFL POSTSEASON HISTORY

| Player | Team(s) | Points |
|--------------------|--------------------|--------|
| Adam Vinatieri | NE/IND | 238 |
| Stephen Gostkowski | New England | 205 |
| David Akers | PHI/SF | 175 |
| Gary Anderson | PIT/PHI/SF/MIN/TEN | 153 |
| Mason Crosby | Green Bay | 137 |
| Jerry Rice | SF/OAK | 132 |
| Emmitt Smith | DAL | 126 |
| Thurman Thomas | Buffalo | 126 |
| George Blanda | CHI/HOU/OAK | 115 |
| Matt Stover | CLE/BAL/IND | 106 |

PLAYOFF SCORING STREAK

Gostkowski has now kicked at least one point in 28 straight post-season games, second all-time in NFL postseason history.

MOST CONSECUTIVE GAMES SCORING/POSTSEASON

| Player | Team(s) | Consec. Gms Scoring |
|--------------------|-------------|---------------------|
| Adam Vinatieri | NE/IND | 32 |
| Stephen Gostkowski | New England | 28 |
| David Akers | PHI/SF | 24 |

GOSTKOWSKI TIES SUPER RECORD

Gostkowski kicked two field goals in Super Bowl LIII and now is tied with Adam Vinatieri for the most field goals in Super Bowl history with seven.

GOSTKOWSKI PILING ON

Gostkowski has now played in 28 playoff games. Only Tom Brady (40), Adam Vinatieri (32) and Jerry Rice (29), have appeared in more postseason games.

MOST GAMES PLAYED IN NFL POSTSEASON HISTORY

| Player | Team(s) | Games Played |
|--------------------|-----------------|--------------|
| Tom Brady | New England | 40 |
| Adam Vinatieri | NE/IND | 32 |
| Jerry Rice | SF/OAK/SEA | 29 |
| Stephen Gostkowski | New England | 28 |
| D.D. Lewis | Dallas | 27 |
| Peyton Manning | IND/DEN | 27 |
| Larry Cole | Dallas | 26 |
| Bill Romanowski | SF/PHIL/DEN/Oak | 26 |

GOSTKOWSKI PLAYED IN SIXTH SUPER BOWL

By appearing in Super Bowl LIII, Gostkowski played in his sixth Super Bowl. He tied Mike Lodish (four with Buffalo and two with Denver) for the second-most Super Bowls played, behind the nine by Tom Brady.

GOSTKOWSKI THIRD IN SUPER BOWL POINTS

Gostkowski scored nine points to push his total to 33 Super Bowl points, the third-most in Super Bowl history.

SUPER BOWL ALL-TIME LEADING SCORERS

| Player | Points |
|--------------------|--------|
| Jerry Rice | 48 |
| Adam Vinatieri | 34 |
| Stephen Gostkowski | 33 |
| Emmitt Smith | 30 |
| James White | 26 |



PATRIOTS REFERENCE NOTES

NINE STRAIGHT 11-WIN SEASONS

The Patriots have won 11 games 20 times in team history, including a current streak of and NFL-record nine consecutive years dating back to 2010. The Patriots have had 11 or more wins 16 times in Robert Kraft's 25 seasons of ownership after having only four 11-win seasons prior to Kraft purchasing the team (1976, 78, 85-86).

MOST 11-WIN SEASONS SINCE 1970 MERGER

| Team | 11+ Win Seasons |
|--------------------|-----------------|
| New England..... | 20 |
| Dallas..... | 17 |
| Pittsburgh..... | 17 |
| Denver..... | 15 |
| San Francisco..... | 15 |

MOST CONSECUTIVE 11-WIN SEASONS

| Team | Years | Consec. Seasons w/11+ Wins |
|--------------------|---------|----------------------------|
| New England..... | 2010-18 | 9 |
| Indianapolis..... | 2003-09 | 7 |
| Dallas..... | 1976-81 | 6 |
| San Francisco..... | 1994-98 | 5 |

DIVISIONAL DOMINANCE

The Patriots have the highest winning percentage vs. division opponents from November until the end of the season since 2002.

TOP LATE-SEASON WINNING PERCENTAGE VS. DIVISION OPPONENTS SINCE 2002

| Team | W | L | T | Pct. |
|--------------|----|----|---|------|
| New England | 45 | 13 | 0 | .776 |
| Indianapolis | 45 | 16 | 0 | .738 |
| Pittsburgh | 47 | 18 | 0 | .723 |
| Green Bay | 41 | 22 | 1 | .648 |
| Seattle | 38 | 21 | 0 | .644 |

TOP-10 OFFENSE

Since the 1970 merger, the Patriots offense has finished in the top 10 a total of 23 times, including 13 times under Bill Belichick. The 2018 Patriots finished 5th in the NFL with 393.4 yards per game.

TOP-10 OFFENSE UNDER BILL BELICHICK

| Year | Rank | Yards per Game |
|-----------|--------|----------------|
| 2018..... | 5..... | 393.4 |
| 2017..... | 1..... | 394.2 |
| 2016..... | 4..... | 386.3 |
| 2015..... | 6..... | 374.4 |
| 2013..... | 7..... | 384.5 |
| 2012..... | 1..... | 427.9 |
| 2011..... | 2..... | 428.0 |
| 2010..... | 8..... | 363.8 |
| 2009..... | 3..... | 397.3 |
| 2008..... | 5..... | 365.4 |
| 2007..... | 1..... | 411.3 |
| 2005..... | 7..... | 352.0 |
| 2004..... | 7..... | 411.3 |

TOP OFFENSE

The Patriots had finished in the top 10 in offense for seven straight seasons (2007-13), second only to the 11 straight by New Orleans (2006-16). The NFL record for the most consecutive seasons finishing with a top-10 offense since the merger in 1970 is the San Francisco 49ers with 15 (1982-96).

FORCING THE ISSUE

The Patriots lead the NFL with a plus-204 turnover margin since the 1994 season.

NFL TURNOVER MARGIN SINCE 1994

| | |
|------------------|------|
| New England..... | +204 |
| Kansas City..... | +146 |
| Green Bay..... | +99 |

STRONG IN THE SECOND HALF

Since 2001, the Patriots have done a remarkable job of finishing the season strong, compiling an NFL-best 112-31 (.783) record in games on or after Thanksgiving.

PATRIOTS BEFORE AND AFTER THANKSGIVING SINCE 2001

| Season | Pre-Thanksgiving | Post-Thanksgiving | Overall |
|---------------|----------------------|----------------------|---------------|
| 2001 | 5-5 (.500) | 9-0 (1.000) | 14-5* |
| 2002 | 6-5 (.545) | 3-2 (.600)^ | 9-7 |
| 2003 | 9-2 (.818) | 8-0 (1.000) | 17-2* |
| 2004 | 9-1 (.900) | 8-1 (.889) | 17-2* |
| 2005 | 6-4 (.600) | 5-3 (.625) | 11-7* |
| 2006 | 7-3 (.700) | 7-2 (.777) | 14-5* |
| 2007 | 10-0 (1.000) | 8-1 (.889) | 18-1* |
| 2008 | 7-4 (.636) | 4-1 (.800) | 11-5 |
| 2009 | 7-3 (.700) | 3-4 (.429) | 10-7* |
| 2010 | 8-2 (.800) | 6-1 (.857)^ | 14-3* |
| 2011 | 7-3 (.700) | 8-1 (.889) | 15-4* |
| 2012 | 7-3 (.700) | 6-2 (.750)^ | 13-5* |
| 2013 | 8-3 (.727) | 5-2 (.833) | 13-5* |
| 2014 | 9-2 (.818) | 6-2 (.750) | 15-4* |
| 2015 | 10-0 (1.000) | 3-5 (.375) | 13-5* |
| 2016 | 8-2 (.800) | 9-0 (1.000) | 17-2* |
| 2017 | 8-2 (.800) | 7-2 (.777) | 15-4* |
| 2018 | 7-3 (.700) | 7-2 (.778) | 14-5* |
| Totals | 138-47 (.746) | 112-31 (.783) | 250-78 |

*Includes playoffs

^Includes games played on Thanksgiving

BEST RECORDS ON OR AFTER THANKSGIVING SINCE 2001 (INCLUDING PLAYOFFS)

| Team | W | L | T | Pct. |
|--------------|-----|----|---|------|
| New England | 112 | 31 | 0 | .783 |
| Pittsburgh | 87 | 42 | 0 | .674 |
| Green Bay | 78 | 50 | 0 | .609 |
| Indianapolis | 76 | 49 | 0 | .608 |
| Seattle | 77 | 51 | 0 | .602 |

Gillette STADIUM

SHARP AT GILLETTE

The Patriots concluded a 20-game home winning streak with a 20-16 win over Dallas on Oct. 16, 2011. It was the longest home win streak in team history. The Patriots own an overall record of 115-21 (.845) at Gillette Stadium in regular season games. The NFL record for most consecutive home victories is 27, achieved by Miami from 1971-74.

HIGHEST HOME WINNING PERCENTAGE SINCE 1970 (MINIMUM 25 GAMES)

| Team | Stadium | W-L-T | Win Pct. |
|-------------|----------------------|----------|----------|
| New England | Gillette Stadium | 115-21-0 | .845 |
| Miami | Orange Bowl | 101-22-1 | .819 |
| Minnesota | Metropolitan Stadium | 64-23-1 | .733 |
| Pittsburgh | Heinz Field | 104-39-1 | .726 |
| Pittsburgh | Three Rivers Stadium | 169-67-0 | .716 |
| Seattle | Century Link | 95-41-0 | .699 |

LONGEST HOME WINNING STREAK/PATRIOTS HISTORY (REGULAR SEASON ONLY)

| Streak | First Win | Last Win |
|----------------|---------------------------|----------------|
| 20..... | Dec. 21, 2008..... | Oct. 16, 2011 |
| 18..... | Dec. 29, 2002..... | Sept. 8, 2005 |
| 16..... | Dec. 30, 2012..... | Dec. 28, 2014 |
| 13..... | Oct. 22, 2017..... | Present |
| 12..... | Nov. 26, 2006..... | Sept. 7, 2008 |
| 10..... | Sept. 18, 1976..... | Oct. 30, 1977 |



PATRIOTS REFERENCE NOTES



TEAM RANKINGS

During the past 18 seasons, the Patriots defense has consistently ranked higher in points allowed than in yards allowed. The only exceptions came in 2004 and 2015.

PATRIOTS DEFENSIVE RANKINGS SINCE 2000

| Year | Avg. Points Allowed | Avg. Yds Allowed |
|------|---------------------|------------------|
| 2018 | 20.3 (7) | 359.1 (21) |
| 2017 | 18.5 (5) | 366.0 (29) |
| 2016 | 15.6 (1) | 326.4 (8) |
| 2015 | 19.7 (10) | 339.4 (9) |
| 2014 | 19.5 (8) | 344.1 (13) |
| 2013 | 21.1 (10) | 373.1 (26) |
| 2012 | 20.7 (9t) | 373.3 (25) |
| 2011 | 21.4 (15) | 411.1 (31) |
| 2010 | 19.6 (8) | 365.5 (25) |
| 2009 | 17.8 (5) | 320.2 (11) |
| 2008 | 19.3 (8) | 309.0 (10) |
| 2007 | 17.1 (4) | 288.3 (4) |
| 2006 | 14.8 (2) | 294.4 (6) |
| 2005 | 21.1 (17) | 330.2 (26) |
| 2004 | 16.3 (2t) | 310.6 (9) |
| 2003 | 14.9 (1) | 291.6 (7) |
| 2002 | 21.6 (17) | 336.1 (23) |
| 2001 | 17.0 (6) | 334.5 (24) |
| 2000 | 21.1 (17) | 334.6 (20) |

IN A RUSH FOR THE END ZONE

Since 2003, the Patriots are the only team to average at least one rushing touchdown per game. The Patriots have 278 rushing touchdowns in 255 games.

RUSHING TOUCHDOWNS SINCE 2003 (REGULAR SEASON ONLY)

| Team | Rush TDs since 2003 |
|-------------|---------------------|
| New England | 278 |
| Kansas City | 253 |
| New Orleans | 251 |
| Carolina | 243 |
| Minnesota | 237 |

HISTORIC SCORING CLIP

The Patriots had a historic scoring output over a three-game span in October and November 2014. New England tied a team record by scoring 40 or more points in three consecutive games from Oct. 26 to Nov. 16. The Patriots also scored 40 or more in three straight games in 2007. The Patriots have scored 40 or more points 62 times in team history, including 35 times since Bill Belichick became head coach in 2000, and 19 times since 2010.

MOST CONSECUTIVE GAMES WITH 40+ POINTS IN PATRIOTS HISTORY

| Gm | Year | Game 1 | Game 2 | Game 3 |
|----|------|-------------------------|---------------------------|------------------------|
| 3 | 2014 | 10/26/14 (51-23 v. CHI) | 11/02/14 (43-21 v. DEN) | 11/16/14 (42-20 @ IND) |
| 3 | 2007 | 10/14/07 (48-27 @ DAL) | 10/21/07 (49-28 @ MIA) | 10/28/07 (52-7 v. WAS) |
| 2 | 1962 | 09/21/62 (41-16 v. DEN) | 10/06/62 (43-14 @ NYT) | |
| 2 | 2002 | 09/15/02 (44-7 @ NYJ) | 09/22/02 (41-38 v. KC) | |
| 2 | 2008 | 12/14/08 (49-26 @ OAK) | 12/21/08 (47-7 v. ARZ) | |
| 2 | 2010 | 11/25/10 (45-24 @ DET) | 12/06/10 (45-3 v. NYJ) | |
| 2 | 2012 | 11/18/12 (59-24 v. IND) | 11/22/12 (49-19 @ NYJ) | |
| 2 | 2015 | 09/20/15 (40-32 @ BUF) | 09/27/15 (51-17 vs. JACK) | |

SCORING FLURRY

The Patriots scored three touchdowns in a 57-second span during the final two minutes of the first half against Chicago on Oct. 26, 2014, turning a 17-7 lead into a 38-7 cushion. It was the fastest three-touchdown flurry in the NFL since the Patriots had three touchdowns in 52 seconds against the New York Jets on Nov. 22, 2012. The Patriots are one of three teams to score three touchdowns in under a minute since the 1970 merger, and are the only team to have achieved the feat twice.

NFL TEAMS TO SCORE THREE TDS IN LESS THAN ONE MINUTE

| Team | Opponent | Date |
|-------------|-----------|----------|
| New England | Chicago | 10/26/14 |
| New England | N.Y. Jets | 11/22/12 |
| Seattle | Minnesota | 09/29/02 |
| Atlanta | Carolina | 10/04/98 |

HOW THE PATRIOTS SCORED THREE TOUCHDOWNS IN 57 SECONDS:

- Rob Gronkowski caught a 2-yard touchdown pass from Tom Brady with 1:57 left in the first half to make the score 24-7 and cap off a 10-play, 80-yard drive.
- After the Patriots defense forced a three-and-out, a 42-yard Julian Edelman punt return gave New England possession at the Chicago 9-yard line, and Brady found Brandon LaFell for a 9-yard touchdown on the next play to give the Patriots a 31-7 lead with 1:07 left in the first half.
- On the Bears first play following the LaFell touchdown, Zach Moore forced a Jay Cutler fumble that was recovered by Rob Ninkovich and returned for a 15-yard touchdown that gave the Patriots a 38-7 Patriots lead with 55 seconds left in the first half.

A COMEBACK FOR THE AGES

The Patriots came back from a 24-point deficit to defeat the Broncos, 34-31, in overtime in a Sunday Night Football matchup on Nov. 24, 2013, marking the largest regular-season comeback win in team history, after trailing 24-0 at halftime.

New England's previous best comeback win was from a 23-0 deficit to win, 38-23, vs. Seattle (09/16/84). The Patriots also came back from 22 points down to win at the New York Giants, 23-22 (12/21/96). The Patriots have come from 21 points down to win four times, most recently vs. Buffalo (01/01/12).



PATRIOTS PLAYOFF NOTES

ALL-TIME PLAYOFF RESULTS

The Patriots have compiled a 37-20 record in their 57 playoff games and their .649 playoff winning percentage is the best in NFL history among teams that have played at least 15 playoff games.

PATRIOTS PLAYOFF RECORD BY ROUND

| Round | Record |
|------------------|--------|
| First Round* | 0-1 |
| Wild Card Round | 4-3 |
| Divisional Round | 16-6 |
| AFC Championship | 11-4 |
| AFL Championship | 0-1 |
| Super Bowl | 6-5 |
| Total | 37-20 |

*1982 Strike Season

ALL-TIME BEST NFL PLAYOFF RECORDS (MINIMUM 15 POSTSEASON GAMES)

| Team | Wins | Losses | Win Pct. |
|------------------|------|--------|----------|
| New England | 37 | 20 | .649 |
| Baltimore | 15 | 9 | .625 |
| Green Bay | 34 | 22 | .607 |
| San Francisco | 30 | 20 | .600 |
| Pittsburgh | 36 | 25 | .590 |
| OAK/L.A. Raiders | 25 | 19 | .568 |
| Dallas | 35 | 28 | .556 |

MOST POSTSEASON WINS ALL-TIME

| Team | Wins |
|----------------------|------|
| New England Patriots | 37 |
| Pittsburgh Steelers | 36 |
| Dallas Cowboys | 35 |
| Green Bay Packers | 34 |
| San Francisco 49ers | 30 |
| Oakland Raiders | 25 |

PATRIOTS IN THE PLAYOFFS

The Patriots have qualified for the playoffs 26 times in their 59-year history. Twenty of those playoff berths have come in the 25 seasons since Robert Kraft purchased the team in 1994, a dramatic contrast to the six total playoff berths the team earned in its first 34 years of existence. The Patriots have won 21 division crowns, including 16 in the last 18 seasons, and 18 of which have come since Robert Kraft's purchase in 1994.

PATRIOTS PLAYOFF SEASONS (26)

| Year | How Qualified | Seed | Rec. | Result |
|-------|--------------------|------|------|-----------------------|
| 2018 | Division Champions | 2 | 3-0 | Super Bowl Champions |
| 2017 | Division Champions | 1 | 2-1 | AFC Champions |
| 2016 | Division Champions | 1 | 3-0 | Super Bowl Champions |
| 2015 | Division Champions | 2 | 1-1 | AFC Championship Game |
| 2014 | Division Champions | 1 | 3-0 | Super Bowl Champions |
| 2013 | Division Champions | 2 | 1-1 | AFC Championship Game |
| 2012 | Division Champions | 2 | 1-1 | AFC Championship Game |
| 2011 | Division Champions | 1 | 2-1 | AFC Champions |
| 2010 | Division Champions | 1 | 0-1 | AFC Divisional Round |
| 2009 | Division Champions | 3 | 0-1 | Wild Card Round |
| 2007 | Division Champions | 1 | 2-1 | AFC Champions |
| 2006 | Division Champions | 4 | 2-1 | AFC Championship Game |
| 2005 | Division Champions | 4 | 1-1 | AFC Divisional Round |
| 2004 | Division Champions | 2 | 3-0 | Super Bowl Champions |
| 2003 | Division Champions | 1 | 3-0 | Super Bowl Champions |
| 2001 | Division Champions | 2 | 3-0 | Super Bowl Champions |
| 1998 | Wild Card | 6 | 0-1 | Wild Card Round |
| 1997 | Division Champions | 3 | 1-1 | AFC Divisional Round |
| 1996 | Division Champions | 2 | 2-1 | AFC Champions |
| 1994 | Wild Card | 5 | 0-1 | Wild Card Round |
| 1986 | Division Champions | 3 | 0-1 | AFC Divisional Round |
| 1985 | Wild Card | 5 | 3-1 | AFC Champions |
| 1982* | 16-Team Format | 7 | 0-1 | First Round |
| 1978 | Division Champions | 2 | 0-1 | AFC Divisional Round |
| 1976 | Wild Card | 4 | 0-1 | AFC Divisional Round |
| 1963 | Division Champions | -- | 1-1 | AFL Championship Game |

*Strike Year | Bold indicates Kraft era

37-20 Record

PLAYOFF BERTHS UNDER KRAFT

New England has qualified for the playoffs 26 times in its 59-year history. The Patriots have earned 20 of those playoff berths in the 25 seasons since Robert Kraft purchased the team in 1994. New England has won 21 division crowns overall (20 AFC East crowns) and has qualified as a Wild Card team on four occasions (1998, 1994, 1985 and 1976).

The Patriots also qualified for the playoffs in 1982 as part of a 16-team tournament following a players' strike.



ANNUAL ACHIEVEMENT

The Patriots won more than half of their games for the 18th straight year in 2018. They are the first team to win more than half of their games in 18 straight seasons since free agency began in 1993.

The Patriots are also the first team to win more than half of their games in 18 straight seasons since the 1970 AFL-NFL merger, moving past the 49ers (16 straight from 1983-98) and the Cowboys (16 straight from 1970-85).

The Patriots have now won nine or more games in 22 of the 25 seasons Robert Kraft has owned the team.

MOST CONSECUTIVE WINNING SEASONS (SINCE 1970 NFL MERGER)

| Team | Years | Winning Seasons |
|---------------|---------|-----------------|
| New England | 2001-18 | 18 |
| San Francisco | 1983-98 | 16 |
| Dallas | 1970-85 | 16 |
| Oakland | 1970-80 | 11 |

MOST CONSECUTIVE WINNING SEASONS ALL-TIME

| Team | Years | Winning Seasons |
|---------------|---------|-----------------|
| Dallas | 1966-85 | 20 |
| New England | 2001-18 | 18 |
| San Francisco | 1983-98 | 16 |
| Oakland | 1965-80 | 16 |
| Chicago | 1930-44 | 15 |
| Green Bay | 1934-47 | 14 |
| Cleveland | 1957-69 | 13 |

CONTINUED ADVANCEMENT

TEAMS TO WIN AT LEAST ONE PLAYOFF GAME IN CONSECUTIVE SEASONS

| Team | Years | Consec. Seasons | Wins |
|--------------|---------|-----------------|------|
| New England | 2011-18 | 8 | 16 |
| Dallas | 1991-96 | 6 | 12 |
| Seattle | 2012-16 | 5 | 8 |
| New England | 2003-07 | 5 | 11 |
| Baltimore | 2008-12 | 5 | 9 |
| Philadelphia | 2000-04 | 5 | 7 |
| Green Bay | 1993-97 | 5 | 9 |
| Oakland | 1973-77 | 5 | 7 |

2018 AFC EAST CHAMPIONS

The New England Patriots claimed the AFC East Division title for the 10th consecutive season and for the 18th time under Robert Kraft in 2018. New England joined the Atlanta Braves as the only franchises from the NFL, NBA, MLB or NHL to win at least 10 straight division titles. Atlanta won 14 consecutive division championships from 1991-2005.

DIVISION CHAMPIONSHIPS SINCE 1994

| | |
|--------------|----|
| New England | 18 |
| Pittsburgh | 13 |
| Green Bay | 12 |
| Indianapolis | 10 |



PATRIOTS PLAYOFF NOTES

PLAYOFF TRENDS SINCE 1970

PATRIOTS PLAYOFF TRENDS (SINCE 1970 NFL MERGER)

| All-Time (36-19) | Record |
|---------------------------------------|--------|
| vs. AFC | 30-14 |
| vs. NFC | 6-5 |
| Home | 23-4 |
| Away | 7-10 |
| Leading at Halftime | 27-4 |
| Trailing at Halftime | 6-13 |
| Tied at Halftime | 3-2 |
| Leading After 3 Quarters | 26-4 |
| Tied After 3 Quarters | 4-0 |
| Trailing After 3 Quarters | 6-15 |
| Decided by 7 Points or Fewer | 15-9 |
| Decided by 3 Points or Fewer | 7-4 |
| When Scoring First | 27-7 |
| When Not Scoring First | 9-12 |
| Positive Turnover Ratio | 22-1 |
| Even Turnover Ratio | 6-5 |
| Negative Turnover Ratio | 8-13 |
| Winning or Even Penalty Ratio | 27-4 |
| Losing Penalty Ratio | 9-15 |
| With a 100-Yard Rusher | 11-0 |
| Without a 100-Yard Rusher | 24-19 |
| With a 100-Yard Receiver | 19-8 |
| Without a 100-Yard Receiver | 17-11 |
| When Allowing a 100-Yard Rusher | 4-5 |
| When Not Allowing a 100-Yard Rusher | 32-14 |
| When Allowing a 100-Yard Receiver | 9-8 |
| When Not Allowing a 100-Yard Receiver | 27-11 |
| With a 300-Yard Passer | 12-4 |
| Without a 300-Yard Passer | 24-15 |
| Allowing a 300-Yard Passer | 8-3 |
| Not Allowing a 300-Yard Passer | 28-16 |

MOST PLAYOFF WINS IN A DECADE

The Patriots have won 16 playoff games so far this decade to set a new record for the most playoff victories by any NFL team in a decade.

MOST PLAYOFF VICTORIES IN A DECADE

| Team | Decade | Playoff Wins | Championships |
|---------------|--------------|--------------|-------------------|
| New England | 2010-present | 16 | 2014, 16, 18 |
| New England | 2000s | 14 | 2001, 03, 04 |
| Dallas | 1970s | 14 | 1971, 77 |
| Pittsburgh | 1970s | 14 | 1974-75, 1978-79 |
| San Francisco | 1980s | 13 | 1981, 84, 1988-89 |
| Dallas | 1990s | 12 | 1992-93, 95 |
| Washington | 1980s | 11 | 1982, 87 |
| Buffalo | 1990s | 10 | -- |
| Philadelphia | 2000s | 10 | - |
| Pittsburgh | 2000s | 10 | 2005, 08 |

SUSTAINED PLAYOFF SUCCESS

The Patriots won 12 playoff games from 2014-present, the NFL's highest playoff victory total over a five-season span.

MOST PLAYOFF VICTORIES IN A FIVE-YEAR SPAN

| Team | 5-Year Span | Playoff Wins | SB Wins |
|-------------|--------------|--------------|---------|
| New England | 2014-present | 12 | 3 |
| New England | 2003-07 | 11 | 2 |
| Dallas | 1991-95 | 11 | 3 |
| Dallas | 1992-96 | 11 | 3 |
| New England | 2013-17 | 10 | 2 |
| New England | 2001-05 | 10 | 3 |
| Pittsburgh | 1974-78 | 10 | 3 |
| Pittsburgh | 1975-79 | 10 | 3 |

PATS REACH 50 PLAYOFF GAMES

The Patriots are one of five NFL teams with 50 postseason games.

MOST POSTSEASON GAMES PLAYED

| Team | Games Played |
|--------------------|--------------|
| Dallas | 63 |
| Pittsburgh | 61 |
| New England | 57 |
| Green Bay | 56 |
| San Francisco | 50 |

PATRIOTS AT HOME IN THE PLAYOFFS

The Patriots are 23-4 (.852) at home in the playoffs in their history. Twenty-six of the franchise's 27 home playoff games have taken place since Robert Kraft purchased the team 25 years ago. After Kraft bought the team, the Patriots won 11 consecutive home playoff games before experiencing a home loss.

PATRIOTS AT HOME IN THE PLAYOFFS (23-4)

| Date | Round | Opponent | W/L | Score |
|----------|------------------|---------------|-----|------------|
| 01/13/19 | AFC Divisional | L.A. Chargers | W | 41-28 |
| 01/21/18 | AFC Championship | Jacksonville | W | 24-20 |
| 01/13/18 | AFC Divisional | Tennessee | W | 35-14 |
| 01/22/17 | AFC Championship | Pittsburgh | W | 36-17 |
| 01/14/17 | AFC Divisional | Houston | W | 34-16 |
| 01/16/16 | AFC Divisional | Kansas City | W | 27-20 |
| 01/18/15 | AFC Championship | Indianapolis | W | 45-7 |
| 01/10/15 | AFC Divisional | Baltimore | W | 35-31 |
| 01/11/14 | AFC Divisional | Indianapolis | W | 43-22 |
| 01/20/13 | AFC Championship | Baltimore | L | 13-28 |
| 01/13/13 | AFC Divisional | Houston | W | 41-28 |
| 01/22/12 | AFC Championship | Baltimore | W | 23-20 |
| 01/14/12 | AFC Divisional | Denver | W | 45-10 |
| 01/16/11 | AFC Divisional | N.Y. Jets | L | 21-28 |
| 01/10/10 | AFC Wild Card | Baltimore | L | 14-33 |
| 01/20/08 | AFC Championship | San Diego | W | 21-12 |
| 01/12/08 | AFC Divisional | Jacksonville | W | 31-20 |
| 01/07/07 | AFC Wild Card | N.Y. Jets | W | 37-16 |
| 01/07/06 | AFC Wild Card | Jacksonville | W | 28-3 |
| 01/16/05 | AFC Divisional | Indianapolis | W | 20-3 |
| 01/18/04 | AFC Championship | Indianapolis | W | 24-14 |
| 01/10/04 | AFC Divisional | Tennessee | W | 17-14 |
| 01/19/02 | AFC Divisional | Oakland | W | 16-13 (OT) |
| 12/28/97 | AFC Wild Card | Miami | W | 17-3 |
| 01/12/97 | AFC Championship | Jacksonville | W | 20-6 |
| 01/05/97 | AFC Divisional | Pittsburgh | W | 28-3 |
| 12/31/78 | AFC Divisional | Houston | L | 14-31 |

HOME DOMINANCE

The Patriots have a 23-4 (.852) all-time record in home playoff games. The Patriots .852 winning percentage at home in the post-season is first among teams with at least 15 home playoff games and their 23 wins are the most. The Patriots are one of four teams with at least 20 wins at home. Pittsburgh and Dallas have 21 home wins in the postseason, followed by San Francisco (20).

BEST HOME PLAYOFF RECORDS

| Team | Record | Win Pct. |
|--------------------|-------------|-------------|
| New England | 23-4 | .852 |
| Oakland | 19-5 | .792 |
| Green Bay | 18-5 | .783 |
| Denver | 17-5 | .773 |
| Washington | 13-5 | .722 |
| Dallas | 21-9 | .700 |
| San Francisco | 20-9 | .690 |



PATRIOTS PLAYOFF NOTES

CONSECUTIVE PLAYOFF SEASONS

The Patriots have now made the playoffs for 10 straight seasons (2009-18), setting an NFL record for most consecutive seasons reaching the postseason.

MOST CONSECUTIVE PLAYOFF SEASONS IN NFL HISTORY

| Team | Consec. Playoff Seasons (Years) |
|--------------|---------------------------------|
| New England | 10 (2009-18) |
| Dallas | 9 (1975-83) |
| Indianapolis | 9 (2002-10) |
| Green Bay | 8 (2009-16) |
| Pittsburgh | 8 (1972-79) |
| L.A. Rams | 8 (1973-80) |
| Dallas | 8 (1966-73) |

EIGHT STRAIGHT AFC CHAMP. GAMES

The Patriots advanced to the AFC Championship for the eighth straight season in 2018, the most consecutive conference title appearances by an NFL team in history.

MOST CONSECUTIVE CONFERENCE CHAMPIONSHIP GAME APPEARANCES SINCE 1970 MERGER

| Team | Years | Results |
|---------------|-------------|------------------------------|
| New England | (8) 2011-18 | (5-3) W, L, L, W, L, W, W, W |
| Oakland | (5) 1973-77 | (1-4) L, L, L, W, L |
| Philadelphia | (4) 2001-04 | (1-3) L, L, L, W |
| Buffalo Bills | (4) 1990-93 | (4-0) W, W, W, W |
| Dallas | (4) 1970-73 | (2-2) W, W, L, L |
| Dallas | (4) 1992-95 | (3-1) W, W, L, W |
| San Francisco | (3) 2011-13 | (1-2) L, W, L |
| Dallas | (3) 1980-82 | (0-3) L, L, L |
| Green Bay | (3) 1995-97 | (2-1) L, W, W |
| Miami | (3) 1971-73 | (3-0) W, W, W |
| Pittsburgh | (3) 1974-76 | (2-1) W, W, L |
| San Francisco | (3) 1992-94 | (1-2) L, L, W |
| San Francisco | (3) 1988-90 | (2-1) W, W, L |
| St. Louis | (3) 1974-76 | (0-3) L, L, L |

PATRIOTS EARN ANOTHER BYE

The Patriots secured a first round playoff bye in 2018 for the 13th time since 2001 — a feat unmatched by any team in the NFL in the last 18 years.

MOST PLAYOFF BYES SINCE 2001

| Team | Playoff Byes |
|--------------|--------------|
| New England | 13 |
| Denver | 5 |
| Pittsburgh | 5 |
| Atlanta | 4 |
| Chicago | 4 |
| Philadelphia | 4 |

MOST BYES SINCE 1990

The Patriots earned a first-round bye in the 2018 NFL playoffs and lead the NFL with 14 first-round byes since the current NFL playoff format was instituted in 1990. The Patriots earned a first-round bye for the ninth consecutive season, becoming the first team in NFL history to do so. Dallas and San Francisco earned four straight byes from 1992-95 and Denver had four straight from 2012-15.

MOST BYES SINCE 1990

| Team | Playoff Byes |
|---------------|--------------|
| New England | 14 |
| Pittsburgh | 9 |
| Denver | 8 |
| San Francisco | 8 |

TITLE TOWN

The Patriots extended their mark to 10 straight division titles in 2018. They join the Atlanta Braves (14) as the only franchises from the NFL, NBA, MLB or NHL to win at least 10 straight division titles. The New York Yankees (1998-06), Colorado Avalanche (1995-03), LA Lakers (1982-90) and Boston Celtics (1957-65) are the teams from the other major four sports that have streaks of nine straight titles.

MOST CONSECUTIVE DIVISION TITLES

| Team | Division | Titles | Years |
|---------------|------------------------|--------|---------|
| New England | AFC East | 10 | 2009-18 |
| L.A. Rams | NFC West | 7 | 1973-79 |
| Pittsburgh | AFC Central | 6 | 1974-79 |
| Minnesota | NFC Central | 6 | 1973-78 |
| Dallas | NFL Capitol/NFC East | 6 | 1966-71 |
| Cleveland | American/Eastern Conf. | 6 | 1950-55 |
| New England | AFC East | 5 | 2003-07 |
| Denver | AFC West | 5 | 2011-15 |
| Indianapolis | AFC South | 5 | 2003-07 |
| Dallas | NFC East | 5 | 1992-96 |
| San Francisco | NFC West | 5 | 1986-90 |
| Chicago | NFC Central | 5 | 1984-88 |
| Oakland | AFC West | 5 | 1972-76 |

The Patriots have won the AFC East for 10 straight seasons, besting the five straight the team won from 2003-07 for the longest streak in AFC East division history. The Patriots have won 16 of the last 18 division crowns. The Patriots have won 18 division titles in the 25 seasons since Robert Kraft bought the team in 1994.

MOST CONSECUTIVE AFC EAST TITLES

| Team | Streak | Years |
|-----------------|--------|--------------|
| New England | 10 | 2009-18 |
| New England | 5 | 2003-07 |
| Buffalo | 4 | 1988-91 |
| Miami | 4 | 1981, 83-85* |
| Miami | 4 | 1971-74 |
| Baltimore Colts | 3 | 1975-77 |
| Buffalo Bills | 3 | 1964-66@ |

*Due to 1982 strike, the NFL played just a nine-game season and the standings were not divided into divisions that season.

@AFL

ALL-TIME SUPER BOWL BERTHS

The Patriots advanced to their 11th Super Bowl with a win over Kansas City in the 2018 AFC Championship Game, a total that is the most in NFL history.

MOST SUPER BOWL APPEARANCES

| Team | Super Bowls |
|------------------------|-------------|
| New England | 11 |
| Dallas | 8 |
| Denver | 8 |
| Pittsburgh Steelers | 8 |
| San Francisco 49ers | 6 |
| GB, NYG, OAK, WAS, MIA | 5 |

WINNING TANDEM

Bill Belichick and Tom Brady are the winningest coach and quarterback tandem in the postseason and continued to build on their success in 2018.

MOST POSTSEASON APPEARANCES

| QB/HC | Playoff Wins |
|---------------------------|--------------|
| Bill Belichick/Tom Brady | 30 |
| Chuck Noll/Terry Bradshaw | 14 |
| Tom Landry/Roger Staubach | 11 |



PATRIOTS FOOTBALL NETWORK

The Patriots Football Network (PFN) is the full portfolio of media offerings from the six-time Super Bowl Champion New England Patriots. PFN provides Patriots content produced both in-house and with media partners spanning print, television, radio and the Internet.

PATRIOTS ALL ACCESS

The Emmy Award-winning "Patriots All-Access" airs weekly throughout the season on WBZ-TV Channel 4 in Boston and regional affiliates in Hartford, Providence, Springfield, Burlington, Portland and Bangor. "Patriots All-Access" features exclusive behind-the-scenes access and in-depth weekly features on Patriots players and personnel. Hosted by WBZ's Steve Burton, the show features weekly sit-downs with Bill Belichick including the popular "Belestrator" segment where the coach breaks down upcoming opponents with Scott Zolak.

"Patriots All-Access" airs Fridays from 7-8 p.m. on **WBZ-TV** and Sunday from 9-10 a.m. on **myTV38** in Boston. **Check local listings for airtime.**

PATRIOTS THIS WEEK

Insider information. Passionate debate. Timely analysis. That's what "Patriots This Week" delivers. The show, hosted by Bob Socci with former Patriots Scott Zolak and Matt Chatham, is a fast-paced, half-hour of football talk. From breaking down the previous contest to game planning the next opponent, there's no better way to get ready for football than "Patriots This Week" — every Friday night at 10:30 p.m. on NBC Sports Boston.

PATRIOTS.COM

NEWS

Patriots.com features daily updates and exclusive content from the writers of Patriots Football Weekly, offering everything from breaking news to player features and the popular "Unfiltered Q&A" postings.

VIDEO

The Patriots offer video ready for any device with a screen. Live video includes every Coach Belichick and Tom Brady press conferences, the Dunkin Donuts pregame and postgame shows and other events such as special episodes of Patriots All-Access and the Patriots Hall of Fame induction ceremony. On demand video ranges from daily news updates, special features, player interviews, game highlights and Patriots Cheerleaders. Video offerings also include exclusive content such as postgame locker room celebrations and "Belichick Breakdowns" where coach gives his unique insight into opponents and plays.

AUDIO

Live, original radio shows and on demand podcasts produced from the studios at Gillette Stadium are available on Patriots.com, the Patriots app, TuneIn Radio, iTunes and other podcast platforms. The line-up includes "Patriots Unfiltered," the team's flagship show featuring the writers from Patriots.com and "Patriots Playbook" with John Rooke. New for 2019 - "Patriots Off Topic" is a weekly podcast hosted by Lifestyle editor Angelique Fiske and Patriots social media editor Mackenzie Knoop, covering all things Patriots off the field, in the community and on social media.

Additional audio content includes every press conference and conference call, player interviews, Training Camp-cast, Patriots Roster Report, Patriots Prospect Reports and special live NFL Draft shows. Wherever there's a speaker, there's Patriots audio, anytime, anywhere. Check Patriots.com for in-season and out-of-season schedules.

PHOTOS

The Patriots in-house photographers produce the largest selection of Patriots game action and behind-the-scenes photos in the world. Hundreds of player and cheerleader galleries will keep you clicking!

PATRIOTS SOCIAL MEDIA

The Patriots social media channels bring the fans closer to the team with unmatched behind-the-scenes access. From press releases and roster transactions to action photos and exclusive videos, the Patriots social media accounts are a must follow for all Patriots fans. The Patriots are active on multiple platforms, providing on-field statistics and milestones, off-the-field lifestyle content as well as information, news and updates. Follow the team's official accounts: Facebook (NewEnglandPatriots), Twitter (@patriots), Instagram (@patriots), Snapchat ('patriots'), YouTube (patriots), Google+ (+patriots) and Pinterest (patriots).

PATRIOTS MONDAY ON WEEI

WEEI Sports Radio broadcasts Patriots Monday each week, offering fans unique insight and analysis from Coach Belichick and Tom Brady in addition to other Patriots players. WEEI will broadcast Patriots Monday each week, kicking off with The Greg Hill Show at 6 a.m.

PATRIOTS FRIDAY ON WEEI

WEEI also broadcasts Patriots Friday each week, offering fans a look ahead at the weekend's game, match ups and rivalries. Various Patriots players will be featured on air. WEEI will broadcast Patriots Fridays each week throughout the season with Greg Hill from the Hill-Man Morning Radio Show.

98.5 THE SPORTS HUB PATRIOTS RADIO NETWORK



FLAGSHIP STATION OF THE NEW ENGLAND PATRIOTS

98.5 The Sports Hub is the Patriots flagship station, broadcasting every Patriots game across its radio network and featuring broadcasting duo Bob Socci and Scott Zolak. Three hours prior to kickoff, during halftime and after the game, Marc Bertrand and Chris Gasper will be serving up all the timely news and notes, while Jim Murray will join Bertrand for the postgame news, including live sound from the postgame press conferences.

FLAGSHIP STATION

WBZ-FM Boston 98.5 FM

MASSACHUSETTS

| | | |
|--------|-------------|-----------------|
| WBZ-FM | Boston | 98.5 FM |
| WAQY | Springfield | 102.1 FM |
| WBEC | Pittsfield | 1420 AM |
| WPKZ | Fitchburg | 1280 AM |
| WNAW | North Adams | 1230 AM |
| WBSM | New Bedford | 1420 AM |
| WPVQ | Greenfield | 95.3 FM |
| WSAR | Fall River | 1480 AM |
| WWFX | Worcester | 100.1 FM |
| WXTK | Hyannis | 95.1 FM |
| WMRC | Milford | 1031 FM/1490 AM |
| WBOQ | Gloucester | 104.9 FM |

MAINE

| | | |
|------|--------------|----------|
| WBLM | Portland | 102.9 FM |
| WEBB | Augusta | 98.5 FM |
| WEZQ | Bangor | 92.9 FM |
| WOZI | Presque Isle | 1390 AM |

CONNECTICUT

| | | |
|------|------------|----------|
| WTIC | Hartford | 1080 AM |
| WINY | Putnam | 1350 AM |
| WMOS | New London | 102.3 FM |
| WGCH | Greenwich | 1490 AM |
| WINE | Brookfield | 940 AM |

NEW HAMPSHIRE

| | | |
|------|------------------|------------------|
| WFNQ | Nashua | 106.3 FM |
| WPKQ | North Conway | 103.7 FM |
| WSAK | Hampton | 102.1 FM |
| WSHK | Portsmouth/Dover | 105.3 FM |
| WNNH | Concord | 99.1 FM |
| WLNH | Laconia | 98.3 FM |
| WEMJ | Laconia | 107.3 FM/1490 AM |
| WINQ | Keene | 98.7 FM |
| WXXK | Lebanon | 100.5 FM |

VERMONT

| | | |
|------|------------------|----------|
| WCPV | Burlington | 101.3 FM |
| WDVT | Rutland | 94.5 FM |
| WIKE | Newport | 1490 AM |
| WKVT | Brattleboro | 92.7 FM |
| WRFK | Barre/Montpelier | 107.1 FM |
| WSTJ | St. Johnsbury | 1340 AM |

RHODE ISLAND

| | | |
|------|------------|---------|
| WPRO | Providence | 630 AM |
| WEAN | Providence | 99.7 FM |

NEW YORK

| | | |
|------|-----------|---------|
| WHTK | Rochester | 1280 AM |
|------|-----------|---------|