

# NEW ENGLAND PATRIOTS

# PRESS RELEASE



## REGULAR SEASON WEEK 2

## NEW ENGLAND PATRIOTS AT MINNESOTA VIKINGS

### MEDIA SCHEDULE

#### WEDNESDAY, SEPTEMBER 10

**8:30 a.m.** Media Check-In (Ticket office)  
**9:00-9:15 a.m.** Bill Belichick Press Conference (Media Workroom)  
**10:00 a.m.** Tom Brady Media Availability (Media Workroom)  
**10:45 a.m.** Vikings Head Coach Mike Zimmer Conference Call  
**11:45 a.m.** Media Access at Practice  
**12:05 p.m.** Matt Cassel Conference Call  
**Approx. 2:00-2:45 p.m.** Patriots Media Availability (Open Locker Room)

#### THURSDAY, SEPTEMBER 11

**11:15 a.m.** Media Check-In (Ticket office)  
**11:45 a.m.** Media Access at Practice  
**Approx. 2:00-2:45 p.m.** Patriots Media Availability (Open Locker Room)

#### FRIDAY, SEPTEMBER 12

**8:30 a.m.** Media Check-In (Ticket office)  
**9:00-9:15 a.m.** Bill Belichick Press Conference (Media Workroom)  
**11:15 a.m.** Media Access at Practice  
**Approx. 1:15-2:00 p.m.** Patriots Media Availability (Open Locker Room)

#### SATURDAY, SEPTEMBER 13

No Media Availability

#### SUNDAY, SEPTEMBER 14

**1:00 p.m. ET** Patriots at Minnesota Vikings

### 2014 PATRIOTS SCHEDULE

#### REGULAR SEASON (0-1)

Sun., Sept. 7	at Miami	L	20-33
Sun., Sept. 14	at Minnesota	1:00 p.m.	CBS
Sun., Sept. 21	Oakland	1:00 p.m.	CBS
Mon., Sept. 29	at Kansas City	8:30 p.m.	ESPN
Sun., Oct. 5	Cincinnati	8:30 p.m.	NBC*
Sun., Oct. 12	at Buffalo	1:00 p.m.	CBS*
Thurs., Oct. 16	N.Y. Jets	8:25 p.m.	CBS/NFLN
Sun., Oct. 26	Chicago	1:00 p.m.	FOX*
Sun., Nov. 2	Denver	4:25 p.m.	CBS*
Sun., Nov. 9	BYE WEEK		
Sun., Nov. 16	at Indianapolis	8:30 p.m.	NBC*
Sun., Nov. 23	Detroit	1:00 p.m.	FOX*
Sun., Nov. 30	at Green Bay	4:25 p.m.	CBS*
Sun., Dec. 7	at San Diego	8:30 p.m.	NBC*
Sun., Dec. 14	Miami	1:00 p.m.	CBS*
Sun., Dec. 21	at N.Y. Jets	1:00 p.m.	CBS*
Sun., Dec. 28	Buffalo	1:00 p.m.	CBS*

\*Game time and network subject to possible flexible scheduling adjustment

### 2014 AFC EAST STANDINGS

TEAM	W	L	T	PCT.	PF	PA
Miami Dolphins	1	0	0	1.000	33	20
New York Jets	1	0	0	1.000	19	14
Buffalo Bills	1	0	0	1.000	23	20
NEW ENGLAND	0	1	0	.000	20	33

### GAME SUMMARY

#### NEW ENGLAND PATRIOTS (0-1) at Minnesota Vikings (1-0) Sunday, Sept. 14, 2014 • TCF Bank Stadium (52,000) • 1:00 p.m. ET

The New England Patriots will be on the road for the second straight week when they travel to Minnesota to face the Vikings after opening the season at Miami. It is the ninth time in New England team history that they will open the season with two road games (1964-1968, 1984, 1996 and 2003) and the first since 2003\*.

The game will be played at TCF Bank Stadium, the home of the University of Minnesota football team. The Vikings will play there for the 2014 and 2015 seasons while their new stadium is being built. The last time the Patriots played at a college football stadium was in 2002 when the Patriots played the Bears on Nov. 10 at Champaign, Ill., the home of the University of Illinois, while the Bears' stadium was being renovated.

The Patriots first visit to Minnesota was played outside on Oct. 27, 1974 when the Patriots played at Metropolitan Stadium, a 17-14 New England win.

\* In 1968 the Patriots second game was considered a home game but it was played in Birmingham, Ala.

### BROADCAST INFORMATION

**TELEVISION:** This week's game will be broadcast by **CBS** and can be seen on **WBZ-TV Channel 4** in Boston. **Ian Eagle** will handle play-by-play duties with **Dan Fouts** as the color analyst. **Jenny Dell** will work from the sidelines. The game will be produced by **Mark Wolff** and directed by **Bob Fishman**.

**NATIONAL RADIO:** This week's game will be broadcast to a national audience by **Sports USA**. **Larry Kahn** and **John Robinson** will call the game while **Troy West** will handle sideline duties.

**LOCAL RADIO:** 98.5 FM, The Sports Hub, is the flagship station for the **Patriots Radio Network**. Play-by-play broadcaster **Bob Socci** will call the action along with former Patriots quarterback **Scott Zolak**, who will provide color analysis.

### PATRIOTS STREAKING VS. NFC NORTH

The AFC East faces the four teams from the NFC North this year as part of the NFL's schedule rotation. Over the past 12 seasons, the Patriots have an 11-game winning streak against the NFC North.

Since realignment in 2002, their only loss against the current NFC North was on Oct. 13, 2002, when they dropped a 28-10 decision at home against the Green Bay Packers in their very first game against the reconfigured division. The Patriots were 4-0 against the NFC North in 2010 and 2006 and won their final three games NFC North matchups in 2002 after the loss to the Packers.

**This Patriots streak is the longest current streak any NFL team has against another division.** Kansas City has the second longest streak at 10 straight wins against the NFC West. They lost their first two games against the current NFC West in 2002 and then went on their 10-game winning streak.

### WEEK 2 HIGHLIGHTS

**PAGE 10:** The Patriots possess the NFL's best Sept. record since 2004.

**PAGE 11:** Head Coach Bill Belichick seeks his 200th regular-season win.

**PAGE 18:** QB Tom Brady looks to pass John Elway in career wins.

**PAGE 19:** Brady approaches a career milestone in 2014.

**PAGE 42:** Forty-year flashback to the last time New England played outdoors at Minnesota.

### MEDIA CONTACTS

#### PATRIOTS MEDIA RELATIONS OFFICE: 508-384-4203

**Stacey James**, Vice President of Media Relations, [staceyj@patriots.com](mailto:staceyj@patriots.com), 508-326-6868

**Aaron Salkin**, Director of Media Relations, [aarons@patriots.com](mailto:aarons@patriots.com), 508-326-6870

**Christy Berkery**, Social Media Manager, [christyb@patriots.com](mailto:christyb@patriots.com), 508-549-0518

**Michael Jurovaty**, Asst. Director of Media Relations, [mjurovaty@patriots.com](mailto:mjurovaty@patriots.com), 508-326-6187

**Cecily Faenza**, Media Relations Coordinator, [cecilyf@patriots.com](mailto:cecilyf@patriots.com), 774-254-7917

**Jeremie Smith**, Corporate Communications Coord., [jeremies@patriots.com](mailto:jeremies@patriots.com), 508-549-0492

GILLETTE STADIUM • ONE PATRIOT PLACE • FOXBOROUGH, MA 02035

TEL: 508-384-9105 • FAX: 508-543-9053

PATRIOTS.COM • HTTP://MEDIA.PATRIOTS.COM







# ROBERT KRAFT

## News & Notes

Since Robert Kraft purchased the team in 1994, the Patriots have experienced one of the most dramatic turnarounds in the history of sports. Now in his 21st season of ownership, Kraft has transformed one of the league's least successful clubs into what observers view as a model NFL franchise. In the five seasons immediately preceding his purchase (1989-93), the Patriots were a moribund team, winning just 19 of 80 games (.238 pct.) and logging the worst record in the NFL over that span. When he bought the franchise on Jan.



21, 1994, Kraft announced his intention to bring a championship to New England, a tall order considering the team's previous success rate. But under Kraft's leadership, the Patriots have won more division titles (13), conference crowns (6) and Super Bowl championships (3) than any other NFL team. The Patriots have made six Super Bowl appearances since Kraft purchased the team, a period during which no other team has earned more than four berths. In Kraft's 20 seasons, the Patriots have qualified for the playoffs 15 times, more than doubling the franchise's accomplishments during its first 34 seasons.

	<u>Pre-Kraft 1960-93</u>	<u>1989-93</u>	<u>Kraft Era 1994-13</u>
Overall Record	225-276-9	19-61	238-116
Winning Pct.	.450	.238	.672
Super Bowl Titles	0	0	3
Conference Titles	1	0	6
Division Titles	3	0	13
Playoff Seasons	6	0	15
Playoff Record	4-6	-	21-12
Home Playoff Games	1	0	18
Home Playoff Record	0-1	-	15-3

## A CHAMPIONSHIP TRADITION

### MULTIPLE LEAGUE CHAMPIONSHIPS SINCE 2001

TEAM	LEAGUE	TITLES
Los Angeles Lakers	NBA	4
San Antonio Spurs	NBA	4
<b>New England Patriots</b>	<b>NFL</b>	<b>3</b>
Boston Red Sox	MLB	3

### HIGHEST WINNING PERCENTAGE IN MAJOR PROFESSIONAL SPORTS SINCE 1994 (Regular Season)

TEAM	LEAGUE	PCT
San Antonio Spurs	NBA	.686
<b>New England Patriots</b>	<b>NFL</b>	<b>.676</b>
Detroit Red Wings	NHL	.660
Green Bay Packers	NFL	.637
Los Angeles Lakers	NBA	.632
Pittsburgh Steelers	NFL	.628

## 218 GAME SELLOUT STREAK

In the early 1990's, the Patriots seemed destined for relocation until Robert Kraft's purchase of the team rejuvenated local interest. In 1991, the season ticket base was just 17,635, barely enough to support the club. Now, the season tickets are capped and more than 50,000 fans are on a season ticket waiting list. The Patriots have sold out 218 consecutive home games, including playoff and preseason games (dating back to the 1994 season opener).

## SINCE ROBERT KRAFT PURCHASED THE TEAM IN 1994

### TOTAL VICTORIES SINCE 1994 (Regular Season)

<b>New England Patriots</b>	<b>217</b>
Green Bay Packers	204
Pittsburgh Steelers	201
Indianapolis Colts	194

### TOTAL VICTORIES SINCE 1994 (Incl. Postseason)

<b>New England Patriots</b>	<b>238</b>
Green Bay Packers	220
Pittsburgh Steelers	218
Indianapolis Colts	206
Denver Broncos	203
Philadelphia Eagles	188

### WINNING PERCENTAGE SINCE 1994 (Incl. Postseason)

TEAM	W	L	T	PCT.
<b>New England Patriots</b>	<b>238</b>	<b>116</b>	<b>0</b>	<b>.672</b>
Green Bay Packers	220	129	1	.630
Pittsburgh Steelers	218	129	1	.628
Denver Broncos	203	137	0	.597
Indianapolis Colts	206	141	0	.594
Philadelphia Eagles	188	154	2	.549
N.Y. Giants	178	158	1	.530

### SUPER BOWL CHAMPIONSHIPS SINCE 1994

<b>New England Patriots</b>	<b>3</b>
Baltimore Ravens	2
Green Bay Packers	2
Pittsburgh Steelers	2
Denver Broncos	2
N.Y. Giants	2

### CONFERENCE CHAMPIONSHIPS SINCE 1994

<b>New England Patriots</b>	<b>6</b>
Pittsburgh Steelers	4
Denver Broncos	3
Green Bay Packers	3
N.Y. Giants	3

### DIVISION CHAMPIONSHIPS SINCE 1994

<b>New England Patriots</b>	<b>13</b>
Pittsburgh Steelers	10
Green Bay Packers	10
Indianapolis Colts	9

### PLAYOFF VICTORIES SINCE 1994

<b>New England Patriots</b>	<b>21</b>
Pittsburgh Steelers	17
Green Bay Packers	16
Baltimore Ravens	14
Indianapolis Colts	12
San Francisco 49ers	12

### PLAYOFF GAMES PLAYED SINCE 1994

<b>New England Patriots</b>	<b>33</b>
Green Bay Packers	29
Pittsburgh Steelers	27
Indianapolis Colts	26
Philadelphia Eagles	23
Baltimore Ravens	21
San Francisco 49ers	21

### PLAYOFF SEASONS SINCE 1994

<b>New England Patriots</b>	<b>15</b>
Indianapolis Colts	15
Green Bay Packers	15
Pittsburgh Steelers	12
Philadelphia Eagles	12

### PLAYOFF WINNING PERCENTAGE SINCE 1994

TEAM	W	L	PCT.
Baltimore Ravens	14	7	.667
<b>New England Patriots</b>	<b>21</b>	<b>12</b>	<b>.636</b>
Pittsburgh Steelers	17	10	.630
N.Y. Giants	10	6	.625
Arizona Cardinals	5	3	.625
Denver Broncos	11	8	.579
San Francisco 49ers	12	9	.571

## KRAFT PRODUCES MORE WINS THAN EVERY OTHER PATRIOTS OWNER COMBINED

The Patriots have 238 wins overall under Robert Kraft. He has produced more victories than every other Patriots owner combined. Under Kraft, the Patriots are 238-116 overall since he purchased the team in 1994. Kraft's predecessors in the owner's office went 225-276-9 in the 34 years prior to his purchase of the team.





# ROBERT KRAFT

21 Years of Ownership

OWNERSHIP

## ROBERT KRAFT: ESTABLISHING A WINNING TRADITION

Kraft's winning percentage with the Patriots (.672) since taking over the team in 1994 is the highest among all owners/ownership groups with at least 200 wins (regular and postseason). He is just one of four owners with at least 200 wins and a winning percentage over .600.

OWNER	TEAM	YEARS	WINNING PCT.
<b>Robert Kraft</b>	<b>Patriots</b>	<b>1994-present</b>	<b>.672</b>
Eddie DeBartolo, Jr.	49ers	1977-1999	.636
Clint Murchison, Jr.	Cowboys	1960-1983	.634
Joe Robbie	Dolphins	1966-1989	.609

## ALL-TIME POSTSEASON WINS BY AN OWNER

Robert Kraft has 21 career postseason wins, tied for the fifth-most in NFL history.

WINS	OWNERSHIP
33	The Rooney Family, Pittsburgh (1933-present)
30	Green Bay Packers (1919-present)
24	the Mara Family, N.Y. Giants (1925-present)
22	Eddie DeBartolo, Jr., San Francisco (1977-1999)
<b>21</b>	<b>Robert Kraft, New England (1994-present)</b>
21	Al Davis, Oakland/Los Angeles (1972-2011)

## SECOND-FASTEST TO 200 WINS

Robert Kraft reached 200 career wins on Oct. 2, 2011, in the Patriots 31-19 win at Oakland. He reached 200 career wins in 302 career games, tied with the Green Bay Packers, Inc., for the second-fastest to reach 200 wins. Kraft currently has 238 wins.

OWNER	TEAM	GAMES TO 200 WINS
Halas Family	Chicago	295
<b>Robert Kraft</b>	<b>New England</b>	<b>302</b>
Green Bay Packers, Inc.	Green Bay	302

## QUARTERBACK STABILITY

Since 1994, the Patriots have had 15 quarterbacks on their active roster. Of this group, only four quarterbacks have started a regular-season or postseason game for the club, the fewest total of any team in the NFL. Only two of these four quarterbacks - Drew Bledsoe and Tom Brady - have started on Opening Day for New England, tied with Green Bay (Brett Favre and Aaron Rodgers) for the fewest number in the NFL.

TEAM	STARTING QBs SINCE 1994	OPENING DAY QBs SINCE 1994
<b>New England</b>	<b>4</b>	<b>2</b>
Green Bay	5	2
Houston**	9	3
N.Y. Giants	8	6
Pittsburgh	10	6
Indianapolis	11	4
San Diego	12	6
Cincinnati	12	8
New Orleans	13	7
Carolina	15	9
Kansas City	15	5
Seattle	15	6
Tennessee	15	7
Buffalo	15	9
Jacksonville	16	5
San Francisco	16	6
Philadelphia	16	8
Baltimore*	16	8
Tampa Bay	17	10
Denver	17	7
N.Y. Jets	17	8
Dallas	18	5
Detroit	18	5
Atlanta	18	6
Minnesota	19	9
St. Louis	20	6
Miami	20	9
Washington	21	13
Arizona	22	11
Chicago	22	9
Cleveland	23	12
Oakland	24	11

\* Since 1996  
\*\* Since 2002

## PATRIOTS A MODEL OF CONSISTENCY UNDER KRAFT

The Patriots have been a model of consistency at the coaching position under Robert Kraft. With Belichick in his 15th season as head coach, the Patriots have had just three head coaches since 1994, the fewest number by far of any AFC East team.

AFC EAST TEAM	HEAD COACHES SINCE 1994
<b>New England</b>	<b>3</b>
Buffalo	7
N.Y. Jets	7
Miami	9

## COACHING CONSISTENCY UNDER KRAFT

In a league of constant change at the head coaching position, the Patriots have been a model of consistency under Robert Kraft. Since Kraft took ownership of the team in 1994, the Patriots have had just three head coaches - Bill Parcells (1994-1996), Pete Carroll (1997-1999) and current head coach Bill Belichick (2000-present), who is in his 15th season in New England and is the longest-tenured active head coach in the NFL. The only team with fewer head coaches since 1994 is the Pittsburgh Steelers, who have had two - Bill Cowher (1999-2006) and Mike Tomlin (2007-present).

TEAM	HEAD COACHES SINCE 1994
Pittsburgh	2
<b>New England</b>	<b>3</b>
Baltimore Ravens*	3
Houston Texans**	3
N.Y. Giants	3

\* Since 1996  
\*\* Since 2002

In fact, there have been a total of 187 head coaches in the NFL since 1994, an average of 5.8 coaches per team, which is about double New England's three:

Total Head Coaches	NFL Average	Patriots
187	5.8	3

## COVER BOYS



Kraft's success as an owner has brought the Patriots a great increase in national recognition. Prior to Kraft's ownership, the Patriots had been featured on the cover of just four issues of *Sports Illustrated* (1966, 1977, 1981 and 1986). Since 1994, New England has graced the cover a total of 28 times, including 17 that feature Tom Brady alone.





# PATRIOTS

## Home Dominance

GILLETTE



Since the Patriots opened Gillette Stadium in 2002, they have celebrated more regular and postseason wins than any other team in the NFL. The Patriots have the highest point differential at home, rank first in points scored and second in points allowed at Gillette Stadium.

### REGULAR SEASON HOME RECORD SINCE 2002

RANK	TEAM	W	L	T	PCT.
1	New England	81	15	0	0.844
2	Baltimore	73	24	0	0.753
3	Indianapolis	72	24	0	0.750
4	Pittsburgh	69	27	1	0.719
5	Green Bay	66	29	1	0.693

### HOME PLAYOFF RECORD SINCE 2002 (MIN. 5 GAMES)

RANK	TEAM	W	L	PCT.
1	Seattle	7	1	0.875
2	New England	11	3	0.786
3	Pittsburgh	6	2	0.750
4	Indianapolis	7	3	0.700
5	Philadelphia	5	4	0.556

### HOME RECORD SINCE 2002 (INCLUDING PLAYOFFS)

RANK	TEAM	W	L	T	PCT.
1	New England	92	18	0	0.836
2	Indianapolis	79	27	0	0.745
3	Baltimore	75	26	0	0.743
4	Pittsburgh	76	28	1	0.729
5	Seattle	74	31	0	0.705

### HOME RECORD AFTER HALLOWEEN SINCE 2002 (INCLUDING PLAYOFFS)

RANK	TEAM	W	L	T	PCT.
1	New England	54	12	0	0.818
2	Indianapolis	51	18	0	0.739
3	Baltimore	44	17	0	0.721
4	Green Bay	42	18	0	0.697
5	San Diego	39	23	0	0.629

### HOME RECORD VS. NFC SINCE 2002

RANK	TEAM	W	L	T	PCT.
1	Pittsburgh	20	3	1	0.854
2	New England	20	4	0	0.833
3	Baltimore	20	4	0	0.833
4	Indianapolis	17	7	0	0.708
5	Jacksonville	15	10	0	0.600

### HOME RECORD VS. DIVISIONAL OPPONENTS SINCE 2002

RANK	TEAM	W	L	T	PCT.
1	New England	31	5	0	0.861
2	Indianapolis	30	6	0	0.833
3	Green Bay	27	8	0	0.764
4	Seattle	27	9	0	0.750
5	Pittsburgh	27	10	0	0.730

### POINT DIFFERENTIAL AT HOME SINCE 2002

RANK	TEAM	POINT DIFFERENTIAL
1	New England	707
2	Pittsburgh	532
3	San Diego	420
4	Baltimore	414
5	Philadelphia	321

### POINTS ALLOWED PER GAME AT HOME SINCE 2002

RANK	TEAM	POINTS ALLOWED
1	Pittsburgh	19.0
2	New England	20.3
3	Baltimore	20.4
4	Miami	20.7
5	Tampa Bay	21.4

### POINTS SCORED PER GAME AT HOME SINCE 2002

RANK	TEAM	POINTS SCORED
1	New England	27.9
2	Green Bay	27.0
3	New Orleans	26.9
4	San Diego	26.8
5	Indianapolis	25.8





# 2013

## Season Rankings

### TEAM OFFENSE

Total Net Yards	6,152	AFC in 2013	3rd
Total Net Yards	6,152	Team History	5th
Points Scored	444	NFL in 2013	3rd
Points Scored	444	Team History	5th
Points Allowed	338	AFC in 2013	5th
Touchdowns Scored	47	AFC in 2013	4th
Rushing Touchdowns	19	NFL in 2013	t-2nd
Rushing Touchdowns	19	AFC in 2013	1st
First Downs	378	NFL in 2013	2nd
First Downs	378	Team History	4th
Passing First Downs	225	NFL in 2013	5th
Passing First Downs	225	Team History	4th
Team Receptions	380	AFC in 2013	2nd
Fewest Penalties	65	NFL in 2013	2nd
Fewest Penalty Yards	625	NFL in 2013	3rd
Fewest INTs thrown	11	Team History	t-3rd
Fewest INTs thrown	11	AFC in 2013	t-4th
Turnover Differential	+9	AFC in 2013	3rd

### TOM BRADY

Passing Yards	4,343	NFL in 2013	6th
Passing Yards	4,343	Team History	6th
Passing Yds/Game	271	AFC in 2013	3rd
Passing Yds in a Game	432	AFC in 2013	2nd
Passing Yds in a Game	432	Team History	3rd
Longest Pass	81t	AFC in 2013	3rd
Pass Attempts	628	AFC in 2013	2nd
Pass Attempts	628	Team History	t-4th
Passing First Downs	225	NFL in 2013	t-4th
Completions	380	NFL in 2013	4th
Completions	380	Team History	5th

### JULIAN EDELMAN

Receptions	105	NFL in 2013	5th
Receptions	105	AFC in 2013	3rd
Receptions	105	Team History	6th
Receptions in a Game	13	Team History	t-3rd
Receptions in a Game	13	NFL in 2013	t-4th
Receiving Yards	1,056	AFC in 2013	10th
Punt Return Yards	374	NFL in 2013	4th
Punt Return Average	10.7	AFC in 2013	5th
Punt Ret Avg (Career)	12.3	Team History	1st



### STEVAN RIDLEY

Rushing Yards	773	AFC in 2013	10th
Rushing Touchdowns	7	AFC in 2013	t-5th
Rushing First Downs	36	AFC in 2013	9th

### LEGARRETTE BLOUNT

Average Yards/Rush	5.0	AFC in 2013	2nd
Average Yards/Rush	5.0	NFL in 2013	6th
First Down Percentage	22.9	AFC in 2013	6th
10+ Yard Run Percentage	11.8	AFC in 2013	4th
All-Purpose Yds in a Game	334	Team History	1st
All-Purpose Yds in a Game	334	NFL in 2013	1st
Rushing Yds in a Game	189	Team History	5th
Rushing Yds in a Game	189	NFL in 2013	4th
Rushing Yds in a Game	189	AFC in 2013	2nd
Rushing Touchdowns	7	AFC in 2013	t-5th

### STEPHEN GOSTKOWSKI

Scoring	158	Team History	1st
Scoring	158	NFL in 2013	1st
Field Goals Made	38	Team History	1st
Field Goals Made	38	NFL in 2013	t-1st
Field Goals Attempted	41	Team History	t-1st
Field Goals Attempted	41	NFL in 2013	1st
Field Goal Percentage	92.7	NFL in 2013	t-3rd
Field Goals 50+ Yds	5	NFL in 2013	3rd
Field Goals 50+ Yds	11	NFL in 2013	4th
Longest Field Goal	54	Team History	3rd



### CHANDLER JONES

Sacks	11½	NFL in 2013	t-7th
Sacks	11½	AFC in 2013	t-3rd
Sacks	11½	Team History	t-4th

### CHRIS JONES

Sacks	6	AFC Rookies in 2013	1st
Sacks	6	NFL Rookies in 2013	2nd

### LOGAN RYAN

Interceptions	5	Rookies in 2013	1st
Interceptions	5	AFC in 2013	t-1st
Interceptions	5	NFL in 2013	t-5th





# PATRIOTS

## vs. Vikings

### SERIES HISTORY



The Patriots and Vikings will meet for the 12th time overall and for the first time since the 2010 season when the Patriots defeated the Vikings, 28-18, on Oct. 31 at Gillette Stadium.

The game will be played at TCF Bank Stadium, the home of the University of Minnesota football team. The Vikings will play there for the 2014 and 2015 seasons while their new stadium is being built. The last time the Patriots played at a college football stadium was in 2002 when the Patriots played the Bears on Nov. 10 at Champaign, Illinois, the home of the University of Illinois, while the Bears' stadium was being renovated.

The Patriots first visit to Minnesota was played outside on Oct. 27, 1974, when the Patriots played at Metropolitan Stadium, a 17-14 New England win.

The Patriots are 2-2 overall in games played in Minnesota. The last time the Patriots played in Minnesota was a 2006 Monday Night Football game on Oct. 30, with the Patriots claiming a 31-7 victory. In the 2006 game, Tom Brady completed 29-of-43 passes for 372 yards and four touchdowns, and LB Tully Banta-Cain celebrated the birth of his first child, and then that night set a then career-high with 2½ sacks.

The Patriots are 5-2 overall against Minnesota in home games with a 0-1 record at Harvard Stadium, a 3-1 record at Foxboro Stadium and a 2-0 record at Gillette Stadium.

Two of the more memorable games were a 1994 Patriots win and the 2006 Monday Night Football win. The Patriots entered the 1994 game with a 3-6 record before overcoming a 20-0 deficit for a 26-20 overtime win that sparked a seven-game winning streak and a 10-6 record to earn a playoff berth. Patriots quarterback Drew Bledsoe set NFL records with 45 completions and 70 attempts while passing for a team-record 426 yards in that game.

#### NEW ENGLAND 7, MINNESOTA 4

Date	Result	Score	H/A	Stadium
12/13/70	L	14-35	H	Harvard Stadium
10/27/74	W	17-14	A	Metropolitan Stadium
12/16/79	W	27-23	H	Schaefer Stadium
09/11/88	L	6-36	A	HHH Metrodome
10/20/91	W ot	26-23	H	Foxboro Stadium
11/13/94	W ot	26-20	H	Foxboro Stadium
11/02/97	L	18-23	A	HHH Metrodome
09/17/00	L	13-21	H	Foxboro Stadium
11/24/02	W	24-17	H	Gillette Stadium
10/30/06	W	31-7	A	Metrodome
10/31/10	W	28-18	H	Gillette Stadium

### SERIES BREAKDOWN

Includes Postseason

Overall Record	7-4
Record in New England	5-2
Harvard Stadium	1-0
Schaefer/Sullivan/Foxboro Stadium	3-1
Gillette Stadium	2-0
Road in Minneapolis	2-2
Metropolitan Stadium	1-0
HHH Metrodome	1-2
Bill Belichick vs. Minnesota	3-3 (3-1 with New England)

### TALE OF THE TAPE

2014 Regular Season	New England	Minnesota
Record	0-1	1-0
Divisional Standings	4th	1st
Total Yards Gained	315	346
Total Offense (Rank)	315 (25)	346.0 (20)
Rush Offense	89.0 (21)	186.0 (5)
Pass Offense	226.0 (18)	160.0 (30)
Points Per Game	20.0 (16t)	34.0 (4t)
Total Yards Allowed	360	318
Total Defense	360.0 (14t)	318.0 (10)
Rush Defense	191.0 (29)	72.0 (57)
Pass Defense	169.0 (6)	246.0 (20)
Points Allowed/Game	33.0 (26)	6.0 (1t)
Possession Avg.	29:33	28:17
Sacks Allowed/Yards Lost	4/23	1/10
Sacks Made/Yards	1/9	5/27
Passing TD/Int (off.)	1/0	2/0
Passing TD/Int (def.)	2/1	0/2
Total Touchdowns	2	4
Penalties Against/Yards	9/100	7/60
Punts/Avg.	6/40.2	5/47.4
Field Goals Made/Att.	2/2	2/2
Takeaway/Giveaway Ratio	+1 (11t)	+2 (4t)

### PATS STREAKING VS. NFC NORTH

The AFC East faces the NFC North this year as part of the NFL's schedule rotation. The Patriots have an 11-game winning streak against the NFC North since realignment in 2002.

Their only loss against the current NFC North was on Oct. 13, 2002, when they dropped a 28-10 decision at home against the Green Bay Packers in their very first game against the reconfigured division. The Patriots were 4-0 against the NFC North in 2010 and 2006 and won their final three games NFC North matchups in 2002 after the loss to the Packers.

### SUCCESS VS. THE NFC

The Patriots have been successful against NFC teams in recent seasons, compiling a 42-10 (.808) regular-season record against the conference since 2001.

The Patriots ended a 17-game winning streak against the NFC last season following a loss at New Orleans on Monday Night on Nov. 30, 2009.

The Patriots were 3-1 against the NFC last season.

### TWO FOR THE ROAD

The Patriots will play consecutive games on the road for the 27th time under Bill Belichick. Since 2000, New England has compiled a 36-19 record in 55 road games for a .655 winning percentage when playing more than one consecutive game on the road. They have had back-to-back away games 23 times, most recently splitting a pair of games with a loss at Miami (12/15/13) and a win at Baltimore (12/22/13).

Under Belichick, the Patriots have won back-to-back road games 10 times and have lost consecutive road games just twice. New England has also played three consecutive games on the road three times, earning a 7-2 record in those contests.





# PATRIOTS

## Patriots vs. Vikings

### PASSING PERFORMANCES

Tom Brady is slated to start against Minnesota for the fourth time in his career. Brady's best performance against the Vikings came at Minnesota in 2006 on Monday Night football when he threw for 372 yards and four touchdowns en route to a 31-7 Patriots victory.

#### TOM BRADY VS. MINNESOTA (3-0)

Date	H/A	A	C	Yd	%	TD	I	Rating	W/L	Score
11/24/02	H	34	21	239	.618	3	0	112.3	W	24-17
10/30/06	A	43	29	372	.674	4	1	115.6	W	31-7
10/31/10	H	27	16	240	.593	1	0	100.8	W	28-18
<b>Total</b>		<b>104</b>	<b>66</b>	<b>851</b>	<b>.635</b>	<b>8</b>	<b>1</b>	<b>110.7</b>	<b>3-0</b>	

### LAST MEETING

## PATRIOTS 28, MINNESOTA 18

October 31, 2010 ★ Gillette Stadium

	1	2	3	4	Final
Minnesota Vikings	0	7	3	8	— 18
New England Patriots	0	7	14	7	— 28

A 65-yard touchdown pass from QB Tom Brady to WR Brandon Tate on a broken play and the first career two-touchdown game by RB BenJarvus Green-Ellis helped push the Patriots to a 28-18 win at home against the visiting Minnesota Vikings.

Green-Ellis had a career day, finishing with 112 yards on 17 carries for a 6.6-yard average along with a 13-yard touchdown run in the third quarter and a 2-yard touchdown run in the fourth quarter. Tate's 65-yard touchdown was his first NFL receiving touchdown. He registered his first 100-yard receiving day after finishing with three receptions for 101 yards.

After a scoreless first quarter, Minnesota took a 7-0 lead on the first play of the second quarter to complete a 12-play drive. New England responded with an 8-play, 75-yard drive that was culminated when RB Danny Woodhead took a direct snap and ran the ball in for a 3-yard touchdown. Rookies Brandon Spikes and Jermaine Cunningham combined to stop Minnesota RB Adrian Peterson on a fourth-and-goal situation from the New England 1-yard line with 1:07 left in the second quarter, keeping the Vikings from taking a lead and preserving a 7-7 halftime tie.

After Minnesota opened the second half with a drive that ended in a field goal for a 10-7 advantage, Brady scrambled following heavy pressure from the Vikings and connected with Tate on a play that resulted in a 65-yard touchdown to give the Patriots a 14-10 lead. Later in the third quarter, rookie CB Devin McCourty had a game-changing play when he intercepted a Brett Favre pass intended for WR Percy Harvin at the Patriots' 26-yard line and returned it 37 yards to the Vikings' 37-yard line. That play helped set up a 4-play, 37-yard drive that ended in a 13-yard touchdown run by Green-Ellis for a 21-10 lead.

Minnesota closed the Patriots lead to 21-18 with 7:34 left in regulation. Favre left the game with an injury after the Vikings reached the New England 3-yard line, and backup QB Tavaris Jackson threw a 1-yard touchdown pass on his first pass and a 2-point play on his second play, but he did not get the ball back until 1:56 left to play.

Green-Ellis gained 62 yards on seven carries on the Patriots' final fourth quarter drive that extended a 3-point lead to a 10-point lead when Green-Ellis scored on a 2-yard run to give the Patriots a 28-18 lead.

### CONNECTIONS

#### NEW ENGLAND TIES

★ Vikings **G Vladimir Ducasse** was born in Port Au Prince, Haiti before moving to Connecticut with his brother, Macarthur, in 2002 to live with his aunt and uncle. He started 20 straight games at Stamford (Conn.) HS, where he was named first-team All-Fairfield County. Ducasse played collegiately at the University of Massachusetts, where he was a full-time starter at left tackle in his junior and senior seasons and earned first-team All-America honors by the Associated Press in 2009.

★ Vikings **C John Sullivan** was named Gatorade's Connecticut Player of the Year as a senior at Greenwich (Conn.) HS, leading the team to a 12-1-1 mark and a berth in the state title game. Sullivan also won three state heavyweight wrestling championships.

★ Vikings **DT Shamar Stephen** played collegiately at the University of Connecticut, where he started all 12 games as a senior captain in 2013, earning Team MVP and All-American Athletic Conference second-team honors.

#### MINNESOTA TIES

★ Patriots **DL Zach Moore** attended Concordia University in St. Paul, Minn., where he played in 39 games and set school records with 33 sacks and six forced fumbles. Moore was the first player in Concordia-St. Paul history to be invited to the NFL Scouting Combine and drafted into the league.

#### FORMER PATRIOTS

★ Vikings QB Matt Cassel was originally drafted by New England in the seventh round (230th overall) of the 2005 NFL Draft. He started 15 games for the Patriots in 2008 while filling in for injured QB Tom Brady and completed 327 of 516 passes for 3,693 yards and 21 touchdowns.

★ Vikings defensive line coach **Andre Patterson** served in the same capacity for the Patriots in 1997.

#### FORMER VIKINGS

★ Patriots defensive assistant **Brendan Daly** was most recently the defensive line coach for the Vikings from 2012-13, and had previously served as the team's defensive assistant/defensive line coach from 2006-08.

★ Patriots wide receivers coach **Chad O'Shea** served on the Vikings' staff as an offensive assistant/wide receivers coach from 2006-08.

#### HOMETOWN TIES

★ Patriots **WR Kenbrell Thompson** and Vikings **QB Teddy Bridgewater** both attended Miami (Fla.) Northwestern HS, where Bridgewater took over starting quarterback duties as a sophomore in 2008 after Thompson graduated.

#### FORMER NFL TEAMMATES

★ Patriots **WR Brandon LaFell** and Vikings **CB Captain Munnerlyn** played together for the Carolina Panthers from 2010-13.

★ Patriots offensive line coach **Dave DeGuglielmo** coached Vikings **C Joe Berger** from 2009-10 while serving as offensive line coach for the Dolphins. DeGuglielmo also tutored Vikings **G Vladimir Ducasse** in 2012 while he was offensive line coach for the Jets.

#### FORMER COLLEGE TEAMMATES

★ Patriots **DL Dominique Easley** and Vikings **DT Sharrif Floyd** were teammates on the defensive line at Florida from 2010-12.

★ Patriots **LB Darius Fleming**, Vikings **S Harrison Smith**, **S Robert Blanton** and **TE Kyle Rudolph** were teammates at Notre Dame from 2008-10. Fleming, Smith and Blanton also played together in 2011, when Rudolph declared early for the NFL Draft.

★ Patriots **C Bryan Stork** (2009-13), Vikings **QB Christian Ponder** (2006-10), **CB Xavier Rhodes** (2009-12) and **WR Rodney Smith** (2009-12) played together at Florida State.

★ Patriots **DT Sealver Siliga** and Vikings **RB Matt Asiata** were teammates at Utah from 2008-10.





# PATRIOTS

## Last Game

### MIAMI 33, PATRIOTS 20

September 7, 2014 ★ SunLife Stadium

	1	2	3	4	Final
New England Patriots	10	10	0	0	— 20
Miami Dolphins	7	3	13	10	— 33

The New England Patriots lost on kickoff weekend for the first time in 10 years after squandering a 20-10 halftime lead in a 33-20 loss at Miami.

The Miami Dolphins scored 23 unanswered points in the second half, forced two fumbles on sacks of QB Tom Brady by DE Cameron Wake to lead to 10 points, and limited the Patriots to just five first downs and 67 total yards. Miami outgained New England 222-67 in the second half. Brady was 19-of-29 for 187 yards in the first half, and he was limited to just 10 completions on 27 attempts for 62 yards in the second half, including 6-of-20 for 31 yards in the fourth quarter.

After scoring on four-of-six drives in the first half, the Patriots had just one of their six second half drives go longer than four plays. Miami initially jumped to a 7-0 lead after a bad snap led to a blocked punt on the game's opening drive, allowing the Dolphins to start a drive at the New England 15-yard line. Three plays later, QB Ryan Tannehill threw a 4-yard touchdown pass to RB Lamar Miller for a 7-0 lead.

New England responded with scoring drives on their next three series to take a 17-7 lead. Brady led the Patriots on a 13-play, 80-yard drive that ended with a 2-yard touchdown run by RB Shane Vereen to tie the game at 7.

The Patriots defense ended the next three Miami drives with forced turnovers, leading to 10 points. Following a short pass from Tannehill to WR Mike Wallace across the middle, LB Jamie Collins laid a hit that forced a fumble that was recovered by LB Jerod Mayo to give the Patriots a first down at the Miami 35-yard line. That drive stalled at the 29-yard line, where K Stephen Gostkowski drilled a 47-yard field goal for a 10-7 lead. Miami's ensuing drive ended when Tannehill was intercepted by CB Alfonzo Dennard at the New England 6-yard line on a deep pass. A 44-yard completion from Brady to WR Julian Edelman helped set up a 6-yard touchdown pass from Brady to TE Rob Gronkowski for a 17-7 lead.

Miami's next drive ended when DB Logan Ryan forced a fumble on a hit to RB Lamar Miller, allowing CB Darrelle Revis to recover at the Miami 47-yard line. The Patriots failed to take advantage of that turnover and were forced to punt.

A 15-yard roughing the passer penalty on the next series helped aid an 11-play, 55-yard Miami drive that ended in a field goal to close the gap to 17-10.

The Patriots got the ball back with 1:59 to play in the half and a 21-yard pass play from Brady to Edelman helped get the Patriots in position for a 45-yard field goal by Gostkowski with 6 seconds to play for a 20-10 first half lead. Miami scored on three straight third-quarter drives and limited the Patriots to just seven total plays to take a 23-20 lead. After taking the second half kickoff 66 yards and scoring on a field goal, the Dolphins forced and recovered a fumble on a 3-yard sack by Wake at the New England 34-yard line. Three plays later, Tannehill connected with Wallace on a 14-yard touchdown pass to tie the game at 20.

The Miami defense stopped the Patriots on three-straight plays and engineered a drive to the New England 3-yard line to set up a field goal and a 23-20 lead heading into the fourth quarter.

Miami RB Knowshon Moreno, who gained 134 yards on 24 carries for a 5.6-yard average, led a Dolphins rushing attack that gained 191 yards. He scored on a 4-yard run late fourth quarter to culminate a 12-play, 85-yard drive that pushed Miami to a 30-20 lead.

Brady lost his second fumble on a sack by Wake on a fourth-down play from the New England 18-yard line with 3:10 to play, leading to a Miami field goal and a 33-20 lead.

### SEASON OPENER STREAK ENDS

The Patriots ended a 10-game winning streak on kickoff weekend. It was their first loss in the opener since a 31-0 loss at Buffalo on Sept. 7, 2003.

Team	Most Consecutive	
	Opening Day Wins	Years
Dallas	17	(1965-1981)
Miami	11	(1992-2002)
<b>New England</b>	<b>10</b>	<b>(2004-2013)</b>
Portsmouth/Detroit	10	(1930-1939)
Chicago	9	(1984-1992)

### TAKEAWAY STREAK OVER

The Patriots ended a streak of 61 straight wins when they force at least three turnovers in a game.

### BRADY DROPS JUST SECOND OPENER

Tom Brady fell to 11-2 on opening day as a starter.

#### NFL QUARTERBACKS WITH THE BEST RECORD IN SEASON-OPENING GAMES

Player	Season Opening Record	Win Pct.
<b>Tom Brady</b>	<b>11-2</b>	<b>.846</b>
John Elway	12-4	.750
Dan Fouts	9-3	.750
Peyton Manning	11-4	.733

### BRADY PASSES MOON; AIMS FOR STARS

Tom Brady (49,398) entered the Miami game needing 177 yards to move past Warren Moon into sixth place on the NFL's all-time passing yards list and moved past him with an 18-yard pass to TE Rob Gronkowski in the second quarter. He is now just 602 yards shy of 50,000 for his career.

### GRONKOWSKI CATCHES ON AGAIN

Rob Gronkowski has caught at least one pass in all 51 regular-season games that he has played after extending his streak with a 9-yard reception in the first quarter.





# PATRIOTS

## Last Game

### GRONKOWSKI PASSES THE DUKE

Gronkowski's 6-yard touchdown in the second quarter was his 43rd career touchdown reception. He passed Gino Cappelletti (42) for the fourth-most touchdown receptions in team history.

### EDELMAN STARTS STRONG

Julian Edelman finished the first half at Miami with 95 receiving yards, a personal best for the first half. His previous best was 64 yards in the first half at the New York Jets on Nov. 22, 2012. His best in a half overall was 118 yards in the second half at Atlanta on Sept. 29, 2013.

### EDELMAN GOOD FOR SIX

Julian Edelman closed out the 2013 season with six straight games with at least six catches and extended his streak to seven with six receptions against Miami.

### GOSTKOWSKI MOVING ON UP

Stephen Gostkowski is fourth in the NFL for most consecutive extra points in NFL history.

#### Most Consecutive [Kicking] Points After Touchdown

422	Matt Stover, Baltimore, 1996-2008; Indianapolis, 2009
371	Jason Elam, Denver, 1993-2002
371	Jeff Wilkins, St. Louis, 1999-2007
<b>361</b>	<b>Stephen Gostkowski, New England, 2006-present</b>
359	Jay Feely, Atlanta, 2002-04; N.Y. Giants, 2005-06; Miami, 2007; N.Y. Jets, 2008-09; Arizona, 2010-2013

### KEY VETS RETURN TO ACTION

TE Rob Gronkowski, LB Jerod Mayo, OL Sebastian Vollmer and DL Vince Wilfork all made a successful return to regular season action after missing significant time last season. Gronkowski and Mayo did not see action during the 2014 preseason. Mayo led the team with 12 total tackles against Miami.

### CONNOLLY STARTS AT CENTER

Dan Connolly started at center against Miami. He started 11 games at center in 2011 and then started at right guard in 2012 and 2013.

### CHUNG BACK IN THE FOLD

Patrick Chung made his return to the Patriots with a start at safety. Chung played four seasons (2009-12) with the Patriots after joining the team as a second round pick and then spent the 2013 season with Philadelphia before returning. Chung also lined up to return kicks for the first time in his NFL career and totaled 50 yards on two returns.

### A FIRST FOR CANNON

Marcus Cannon made the start at left guard. It was his first NFL start at left guard. He started one game in 2012 at right tackle and had six starts in 2013 at right tackle.

### NEW FACES

The Patriots have 14 players on the opening day roster that were not with the team in 2013. Of that group, 10 saw action in the game against the Dolphins. **2014 Draft Picks** – DL Dominique Easley, OL Cameron Fleming and DL Zack Moore.

(OL Bryan Stork and RB James White were inactive, while QB Jimmy Garoppolo did not play)

**2014 rookie free agents** – DB Malcolm Butler

**First-Year** – OL Jordan Devey

**Veteran free agents** – S Patrick Chung, S Don Jones, WR Brandon LaFell, CB Darrelle Revis and TE Tim Wright. (LB Darius Fleming was inactive)

### DEVY STARTS IN FIRST NFL GAME

OL Jordan Devey, who spent the 2013 season on the New England practice squad, made his first NFL start and played in his first NFL regular-season game, when he started at right guard.





# PATRIOTS

## Team Notes

### BACK TO SCHOOL

Over the past 10 years, New England has amassed a league-best 23-9 September record. The Patriots are the only team in the NFL with a September winning percentage over (.719) and the only NFL team with fewer than 10 September losses since 2004.

#### BEST SEPTEMBER RECORDS SINCE 2004

Team	Wins	Losses	Pct.
New England	23	9	.719
Seattle	23	11	.676
Indianapolis	22	11	.667
Baltimore	21	12	.636
Dallas	21	12	.636

### PATRIOTS ANNOUNCE 2014 CAPTAINS

The Patriots 2014 team captains were elected by their teammates.

#### OFFENSE

★ QB Tom Brady and C Dan Connolly

#### DEFENSE

★ DL Vince Wilfork, LB Jerod Mayo and S Devin McCourty

#### SPECIAL TEAMS

★ Matthew Slater

Brady has been chosen as a captain for the 13th straight season. Wilfork is a captain for the seventh straight season, Mayo is in his sixth season serving as a captain. McCourty and Slater are captains for a fourth time, and Connolly is a captain for the first time.

### NFL'S BEST RECORD IN THE LAST DECADE

The Patriots record of 124-37 (.770) over the past 10 seasons is the best in the NFL. Over the past 10 years, only four NFL teams have posted a winning percentage of .600 or better.

#### BEST RECORDS SINCE 2004

Team	W	L	T	Pct.
New England	124	36	0	.770
Indianapolis	111	50	0	.689
Pittsburgh	106	55	0	.658
San Diego	100	61	0	.621
Green Bay	96	64	1	.599

### NOTES OF INTEREST

#### BILL BELICHICK

- ★ Bill Belichick (218) moved past Hall of Famer Chuck Noll (209) into fifth place all time on the NFL wins list with the Patriots 30-27 win against New Orleans (10/13/13). Curly Lambeau is in fourth place with 229 career wins.
- ★ Belichick (19) needs one more postseason victory to break a tie with Don Shula (19) for second place in postseason wins, behind Tom Landry (20) for most playoff wins by a head coach.
- ★ Belichick has five conference titles and needs one more to match Don Shula, who led his teams to six Super Bowls.
- ★ Belichick has led the Patriots to 13 consecutive winning records (2001-13), third all time behind 20 by Tom Landry (1966-85) followed by 14 by Curly Lambeau (1934-47).

#### TOM BRADY

- ★ Tom Brady has 59 career 300-yard games and ranks fifth all-time for most 300-yard games and third among active players.
- ★ Brady (4,343) reached 4,000 passing yards in 2013 for the sixth time in his career. He joins Dan Marino (6), Brett Favre (6), Drew Brees (8) and Peyton Manning (13) as the only players to have at least five seasons with 4,000 passing yards.
- ★ Brady led the Patriots to his 148th career regular-season win to move into a tie with Hall of Famer John Elway for third on the all-time win list among starting quarterbacks.

#### JULIAN EDELMAN

- ★ Julian Edelman finished with 105 receptions in 2013 to join Wes Welker (2007-09, 11-12) and Troy Brown (2001) as the only Patriots players to reach 100 receptions in a season. Edelman averaged 6.4 receptions per game in 2013.
- ★ Edelman finished with 1,056 receiving yards in 2013 to become the 10th Patriots player to register a 1,000-yard season.

#### ROB NINKOVICH

- ★ Rob Ninkovich has 11 fumble recoveries over the last four seasons (2010-13), the most of any player in the NFL over that time. Vince Wilfork is second with seven.
- ★ Ninkovich is the first Patriots player with back-to-back seasons with at least eight sacks (8 in 2012 and 12 in 2013) since Willie McGinest in 1995 (11) and 1996 (9.5). He is the only player to accomplish the feat during Belichick's tenure as head coach in New England.

#### STEPHEN GOSTKOWSKI

- ★ Stephen Gostkowski set the franchise record for most points in a season with 158 total points in 2013.
- ★ Gostkowski broke his own franchise record with 38 field goals in 2013. He originally set the record with 36 field goals in 2008.

### PATRIOTS HAVE MOST WINS OVERALL AMONG ORIGINAL 8 AFL TEAMS

The Patriots have the most overall wins among the original eight AFL teams.

#### OVERALL VICTORY TOTAL OF ORIGINAL AFL TEAMS (REGULAR AND POSTSEASON)

TEAM	W	L	T
New England Patriots	463	392	9
Oakland Raiders	459	394	11
Denver Broncos	453	396	10





# 2014

## What To Watch For

### BILL BELICHICK

#### WINNING SEASONS

Belichick (13 straight winning seasons) needs one more winning season to tie Curly Lambeau (14) for the second-most consecutive winning seasons all time, trailing only Tom Landry with 20.

#### MOVING ON UP


Belichick (218 career wins) needs 12 wins to move past Curly Lambeau (229) and move into fourth place on the NFL's all-time list.

#### POSTSEASON SUCCESS

Belichick (19 playoff wins) needs one more playoff win as a head coach to break a tie with Don Shula (19) and move into a first-place tie with Tom Landry (20) for most postseason wins as a head coach.

#### SUPER STATUS

Bill Belichick needs to reach one more Super Bowl as a head coach to tie Don Shula for the most conference title with six.



### 200 WINS

The 2014 game at Minnesota will be Bill Belichick's 306th regular-season contest as a head coach. Belichick looks to

become the fourth-fastest coach in NFL history to reach the 200 regular-season win plateau:

#### NUMBER OF GAMES TO 200 REG. SEASON WINS

282	Don Shula
288	George Halas
300	Curly Lambeau
319	Tom Landry
327	Marty Schottenheimer

### TOM BRADY

#### CLIMBING THE LIST

Tom Brady (148 regular-season wins) needs one more win to move out of a third-place tie with John Elway (148) to stand alone in third place for most career wins as a starting quarterback.

#### TOUCHDOWN TOM

Brady currently sits in fifth place for most career touchdown passes with 360 and needs five more TD passed to move past Drew Brees (364) into fourth place all time.

#### 300-YARD GAMES

Brady currently sits in fifth place all-time with 59 career 300-yard passing games. Brett Favre (62), Dan Marino (63), Drew Brees (79) and Peyton Manning (84) are the only quarterbacks in front of him.

#### 30 TD PASSES

If Brady reaches 30 or more touchdowns passes in 2014, he will become just the fourth player in NFL history with at least 30 or more touchdown passes in five seasons.

#### 4,000-YARD PASSING SEASON

If Brady reaches 4,000 passing yards in 2014, he will be just the third player in NFL history with at least seven 4,000-yard passing seasons.

#### 50,000 CAREER PASSING YARDS

Brady (49,398) is 6th all-time in passing yards and needs 602 yards to become the sixth NFL player to reach 50,000 passing yards.

#### PLAYER OF THE WEEK

Brady (24) needs two more AFC Offensive Player of the Week honors to tie Peyton Manning (26) for the most player of the week honors in NFL history.

#### LEAGUE LEADER

Brady has led the league in touchdown passes three times in his career and can tie Drew Brees, Len Dawson, Brett Favre, Johnny Unitas and Steve Young (4) for the most seasons leading the league in touchdown passes





# 2014

## What To Watch For

### JULIAN EDELMAN

#### TOP-FLIGHT RETURNER

Edelman has returned 109 punts for 1,332 yards during his career. He is first in team history and tied for fourth in NFL history with a 12.2 average.

#### HIGHEST PUNT RETURN AVERAGE IN THE NFL (75 Returns)

Player	Punt Rt Avg.	Year
George McAfee (Chicago)	12.8 (112-1,431)	(1940-41, 45-50)
Jack Christiansen (Detroit)	12.8 (85-1,084)	(1951-58)
Claude Gibson (SD, OAK)	12.6 (110-1,381)	(1961-65)
<b>Julian Edelman (NE)</b>	<b>12.2 (109-1,332)</b>	<b>(2009-present)</b>
Devin Hester (CHI, ATL)	12.2 (265-3,242)	(2006-present)
Bill Dudley (PITT, DEN, WAS)	12.2 (124-1,515)	(1942-53)
Rick Upchurch (DEN)	12.1 (248-3,008)	(1975-83)
Dexter McCluster (KC, TEN)	12.0 (80-957)	(2010-present)

### STEPHEN GOSTKOWSKI

#### NFL SCORING LEADER #1

Stephen Gostkowski has led the NFL in scoring in each of the last two seasons (2012-13). He can become just the fifth NFL player to lead the NFL in scoring in at least three consecutive seasons, joining Don Hutson (1940-44), and Gino Cappelletti (1963-66), Pat Harder (1947-49) and Paul Hornung (1959-61).

#### NFL SCORING LEADER #2

If Stephen Gostkowski leads the NFL in scoring in 2014, he will join Don Hutson (5) and Gino Cappelletti (5) as the only NFL players to lead the NFL in scoring in at least four seasons. Gostkowski as led the NFL in scoring in 2008, 2012 and 2013.

#### KICKING INTO THE RECORD BOOKS

Gostkowski (1,031) needs 128 points to become the Patriots all-time leader and move past Adam Vinatieri (1,158). He needs 108 points to pass Gino Cappelletti (1,130) for second all-time.

### ROB GRONKOWSKI

#### TOP-10 IN POINTS SCORED

Gronkowski (264 points scored) needs 13 points to move into the top-10 in points scored in Patriots history.

#### ALL-TIME TDS

Gronkowski (44 touchdowns) is tied for sixth all-time in Patriots touchdowns with Tony Collins and needs three more TDs to move past Jim Nance into fifth place all-time in team history.

## RECEPTIONS

#### STREAK

# 51

Gronkowski enters this week with a streak of 51 consecutive regular-season games with a reception - every regular season game of his career since 2010.

#### LONGEST CURRENT STREAKS OF CONSECUTIVE GAMES WITH A RECEPTION BY TIGHT ENDS

- 89 Owen Daniels (Houston/Baltimore)
- 88 Jason Witten (Dallas)
- 82 Heath Miller (Pittsburgh)
- 51 Rob Gronkowski**

### JEROD MAYO

#### LEADING TACKLER

Jerod Mayo is currently tied with Vincent Brown at five years leading the team in tackles. He needs one more 100-tackle season to tie Fred Marion (6) for the all-time lead.

### TEAM

#### SEEKING A SIXTH

The Patriots have won five straight AFC East titles. If they win the division for the sixth straight season in 2014, they will join the Los Angeles Rams (7-1973-79), Pittsburgh Steelers (6-1974-79) and the Minnesota Vikings (6-1973-78) as the only teams since the merger with at least six straight division titles.

#### MOST CONSECUTIVE DIVISION TITLES

Team	Division	Titles	Years
Los Angeles Rams	NFC West	7	1973-79
Pittsburgh Steelers	AFC Central	6	1974-79
Minnesota Vikings	NFC Central	6	1973-78
Dallas Cowboys	NFL Capitol/NFC East	6	1966-71
Cleveland Browns	American/Eastern Conf.	6	1950-55
<b>New England Patriots</b>	<b>AFC East</b>	<b>5</b>	<b>2009-13</b>
<b>New England Patriots</b>	<b>AFC East</b>	<b>5</b>	<b>2003-07</b>
Indianapolis Colts	AFC South	5	2003-07
Dallas Cowboys	NFC East	5	1992-96
San Francisco 49ers	NFC West	5	1986-90
Chicago Bears	NFC Central	5	1984-88
Oakland Raiders	AFC West	5	1972-76

#### HELLO BYE

The Patriots have earned an NFL-record nine first round byes since the 12-team playoff format was instituted in 1990. The Patriots will attempt to add to that record with in 2014.





# PATRIOTS

## Sustaining Success

### PATRIOTS ARE MOST FREQUENT SUPER BOWL TEAM OVER LAST 30 YEARS

The Patriots have won seven conference championships since the 1985 season and have more conference titles than any other team over the last 30 years (since 1983). Additionally, the Patriots' six conference titles over the last 25 years are two more than the next closest team and New England's six conference championships in the last 20 years are also more than any other team. New England also has more conference titles over the last 15 years (5) than any other team and trails only Pittsburgh (3) for the most conference titles over the last 10 years (2) of any NFL team.

#### Most Conference Championships in Last 7 Years (2007-2013)

<b>New England</b> . . . . .	<b>2</b>
Pittsburgh . . . . .	2
N.Y. Giants . . . . .	2
8 Other Teams . . . . .	1

#### Most Conference Championships in Last 10 Years (2004-2013)

Pittsburgh . . . . .	3
<b>New England</b> . . . . .	<b>2</b>
Indianapolis . . . . .	2
N.Y. Giants . . . . .	2
Seattle . . . . .	2
8 Other Teams . . . . .	1

#### Most Conference Championships in Last 15 Years (1999-2013)

<b>New England</b> . . . . .	<b>5</b>
Pittsburgh . . . . .	3
N.Y. Giants . . . . .	3
Seattle . . . . .	2
Indianapolis . . . . .	2
St. Louis Rams . . . . .	2
Baltimore . . . . .	2

#### Most Conference Championships in Last 20 Years (1994-2013)

<b>New England</b> . . . . .	<b>6</b>
Pittsburgh . . . . .	4
Green Bay . . . . .	3
N.Y. Giants . . . . .	3
5 Other Teams . . . . .	2

#### Most Conference Championships in Last 25 Years (1989-2013)

<b>New England</b> . . . . .	<b>6</b>
Buffalo . . . . .	4
N.Y. Giants . . . . .	4
Pittsburgh . . . . .	4
San Francisco . . . . .	4
Dallas . . . . .	3
Green Bay . . . . .	3

#### Most Conference Championships in Last 30 Years (1984-2013)

<b>New England</b> . . . . .	<b>7</b>
Denver . . . . .	6
N.Y. Giants . . . . .	5
San Francisco . . . . .	5
Buffalo . . . . .	4
Pittsburgh . . . . .	4
Dallas . . . . .	3
Green Bay . . . . .	3

### WHAT HAVE YOU DONE FOR ME LATELY?

Since the 2010 season, the Patriots have maintained their spot atop the NFL in terms of regular season winning percentage and regular season points scored. Since the beginning of the 2010 season, the Patriots have the NFL's highest winning percentage and have scored the most points in the NFL. The Patriots also have the NFL's second highest winning percentage since 2011 and have scored the most points since 2011.

#### HIGHEST WINNING PERCENTAGE SINCE 2010

TEAM	W	L	T	PCT.	PF	PA
<b>New England</b>	<b>51</b>	<b>14</b>	<b>0</b>	<b>.785</b>	<b>2052</b>	<b>1357</b>
Green Bay	44	20	1	.685	1814	1399
San Francisco	43	21	1	.669	1516	1137
Baltimore	42	23	0	.646	1469	1255
New Orleans	42	23	0	.646	1840	1441
Atlanta	41	24	0	.631	1625	1414
Pittsburgh	41	24	0	.631	1445	1170
Seattle	39	26	0	.600	1496	1214
Denver	39	26	0	.600	1771	1573

#### HIGHEST WINNING PERCENTAGE SINCE 2011

TEAM	W	L	T	PCT.	PF	PA
San Francisco	37	11	1	.765	1211	791
<b>New England</b>	<b>37</b>	<b>12</b>	<b>0</b>	<b>.755</b>	<b>1534</b>	<b>1044</b>
Denver	35	14	0	.714	1427	1102
Green Bay	34	14	1	.704	1426	1159
Seattle	32	17	0	.653	1186	807
New Orleans	31	18	0	.633	1456	1134
Cincinnati	31	18	0	.633	1188	964
Baltimore	30	19	0	.612	1112	985

#### HIGHEST WINNING PERCENTAGE SINCE 2012

TEAM	W	L	T	PCT.	PF	PA
Denver	27	6	0	.818	1118	712
Seattle	25	8	0	.758	865	492
San Francisco	24	8	1	.742	831	562
<b>New England</b>	<b>24</b>	<b>9</b>	<b>0</b>	<b>.727</b>	<b>1021</b>	<b>702</b>
Indianapolis	22	11	0	.667	772	754
Cincinnati	22	11	0	.667	844	641
Carolina	20	13	0	.606	743	618
Green Bay	19	13	1	.591	866	800
New Orleans	18	15	0	.563	909	795

#### MOST POINTS SCORED SINCE 2010

Team	Points
<b>New England</b> . . . . .	<b>2052</b>
New Orleans . . . . .	1840
Green Bay . . . . .	1814
Denver . . . . .	1771
Atlanta . . . . .	1625
Detroit . . . . .	1603
Dallas . . . . .	1595
San Diego . . . . .	1593

#### MOST POINTS SCORED SINCE 2011

Team	Points
<b>New England</b> . . . . .	<b>1534</b>
New Orleans . . . . .	1456
Denver . . . . .	1427
Green Bay . . . . .	1426
Detroit . . . . .	1241
San Francisco . . . . .	1211
Atlanta . . . . .	1211
Dallas . . . . .	1201
Chicago . . . . .	1193

#### MOST POINTS SCORED SINCE 2012

Team	Points
Denver . . . . .	1118
<b>New England</b> . . . . .	<b>1021</b>
New Orleans . . . . .	909
Green Bay . . . . .	866
Seattle . . . . .	865
Cincinnati . . . . .	844
Chicago . . . . .	840
Dallas . . . . .	832
San Francisco . . . . .	831

SUCCESS





# INSIDE

## The Numbers

### BY THE NUMBERS

.0096

The Patriots were losing 24-0 at halftime vs. Denver before rallying for a 34-31 overtime win in 2013. Teams are 6-617 in games trailing by at least 24 at halftime for a winning percentage of .0096.

0

The Patriots defense held Saints TE Jimmy Graham without a catch in Week 6. Graham entered the game averaging 118.6 yards per game.

1:56

Stephen Gostkowski has two game-winning field goals in overtime, [vs. Denver (11/14/13) and vs. Baltimore, (10/17/10)], with both coming with 1:56 remaining in overtime.

2

Stephen Gostkowski kicked two 53-yard field goals in the win at Houston on Dec. 1. He is the only Patriots player to kick two 50-yard field goals in the same game. He also had two 50-yard field goals vs. Arizona on Sept. 16, 2012.

2

Stephen Gostkowski executed a successful onside kick in a victory vs. Cleveland (12/8/13) for only the second time in team history. The first came when Jim Lee Hunt recovered a Gino Cappelletti kick at the end of the first half in a 26-10 win vs. the NY Jets (9/27/64.)

3

The Patriots own the top three totals in NFL history for most ball control plays from scrimmage with 1,199 in 1994, 1,191 in 2012 and 1,187 in 1995.

4

Julian Edelman (13) and Danny Amendola (10) each had 10 or more receptions at Miami on Dec. 15, 2013. It is the fourth time in team history that the Patriots had at least two players finish with at least 10 receptions in the same game.

8

Tim Wright is one of just eight NFL tight ends to reach 50 receptions in their rookie season after he registered 54 receptions as a rookie in Tampa Bay in 2013.

11

Rookie Logan Ryan returned his first career interception 79 yards for a touchdown at the NY Jets (10/20) to become the 11th Patriots player to return his first career pick for a touchdown.

11

Vince Wilfork is in his 11th season with the Patriots under Bill Belichick. It is the longest a defensive player has played under Belichick in New England. Tedy Bruschi played nine seasons under Belichick.

11

The Patriots have won 11 straight games against NFC North teams and will attempt to extend that streak this Sunday against Minnesota.

13

The Patriots have compiled a winning record in 13 consecutive seasons and are the third team in NFL history to have 13 straight winning seasons since the 1970 merger.

15

The number of consecutive home wins against AFC East opponents after a 34-20 win vs. Buffalo (12/29/13).

24

Stephen Gostkowski has kicked 24 straight fourth-quarter field goals entering 2014.

37-1

Since 2000, the Patriots are 37-1 when a Patriots player eclipses 100 yards rushing. The only loss during the Bill Belichick era was on Dec. 20, 2004 in a 29-28 Miami win. Since then, the Patriots are 24-0 with a 100-yard rusher.

111

Darrell Revis leads the NFL with 111 passes defended since entering the league in 2007.

RANK	PLAYER	PD
1	Darrelle Revis	111
2	Deangelo Hall	105
3t	Asante Samuel	103
3t	Tramon Williams	103

### TOM BRADY BY THE NUMBERS

5

Brady is tied with John Elway as the only quarterback to lead his team to five conference titles. Brady needs to play in one more Super Bowl to match DL Mike Lodish for the most Super Bowls played. Lodish played in six (four with Buffalo and two with Denver).

### TOM BRADY BY THE NUMBERS (continued)

8

Brady tied an NFL record with his eighth start in a Conference Championship Game in 2013, joining Charlie Waters and Jack Reynolds.

11

The number of division championships by Tom Brady, the most division titles ever by a quarterback. Peyton Manning is second with 10.

14

The longest streak of consecutive pass completions by Brady in a regular season game (Dec. 27, 2009 vs. Jacksonville).

16

Brady set a Super Bowl record with 16 straight pass completions in Super Bowl XLVI vs. the New York Giants.

43

The number of times Brady has led his team to victory following a fourth-quarter deficit or tie, including five times in 2013 when he led the team to a win at Buffalo, vs. New Orleans, vs. Denver, at Houston and vs. Cleveland.

86.5

Brady is 45-7 in his career in December and has the best win percentage in December for any quarterback since the merger in 1970.

94.8

The percent of quarterback keepers converted by Brady (91 of 96) for first downs (67-of-69 on third-and-2 or less and 24 of 27 on fourth-and-2 or less).

6,424

Tom Brady is second in NFL history with 6,424 passing yards in the postseason, behind just Peyton Manning (6,589).

### THE KRAFT ERA

3

The number of Super Bowl championships the Patriots have won since Robert Kraft purchased the team in 1994. That mark is the highest total in the NFL over that span.

6

The number of conference championships the Patriots have won since Robert Kraft purchased the team in 1994. That mark is the highest total in the NFL over that span. Pittsburgh is second with four conference titles since 1994.

13

The number of division championships won by the Patriots since Kraft purchased the team in 1994.

15

The number of playoff seasons earned by the Patriots in the 20 seasons since Robert Kraft purchased the team.

33

The number of playoff games the Patriots have appeared in since 1994, the most in the NFL. Green Bay has the second most with 29.

218

The number of consecutive home games that have been sold out, including all playoff and preseason games dating back to the 1994 season opener.

238

The number of games the Patriots have won since Robert Kraft purchased the franchise in 1994. Prior to Kraft's ownership, the team had won 225 total games in its entire history from 1960-93.

### THE BELICHICK ERA

1

Bill Belichick needs one more regular season win to become the sixth NFL head coach to win 200 regular-season games.

4

Bill Belichick is the first coach to lead his team to four 500-point seasons (2007, 2010, 2011, 2012).

5

Bill Belichick is fifth all-time in wins with 218. Curly Lambeau is fourth with 229 career wins.

8

Belichick has been a part of eight Super Bowls overall, including five as a head coach and three as an assistant coach.

11

The number of 11-win seasons by Bill Belichick, second to Don Shula's 13.





# BILL BELICHICK

## NEWS & NOTES



### 20<sup>TH</sup> SEASON AS HEAD COACH • 40<sup>TH</sup> NFL SEASON

**Overall Record:** 218-115 (.655) • **Regular Season:** 199-106 (.652) • **Postseason:** 19-9 (.679)

**With Patriots overall (2000-13):** 181-70 (.721)

**Super Bowl Titles:** 5 (86, 90, 01, 03, 04) • **Conf. Titles:** 8 (86, 90, 96, 01, 03, 04, 07, 11)

**Division Titles:** 18 (75, 78, 86, 89, 90, 96, 98, 01, 03, 04, 05, 06, 07, 09, 10, 11, 12, 13)

Bill Belichick is the only head coach in NFL history to win three Super Bowl titles in a four-year span. He has won more regular season games (123) and more games overall (136) during a 10-year stretch (2002-2011) than any other coach in NFL history. In the 2007 season, Belichick led the Patriots to the fourth undefeated and untied regular season in NFL history and the first since the NFL established a 16-game schedule in 1978.



### AMONG THE GREATS

Bill Belichick has recorded 218 career wins, which is 5th all-time in NFL history. Belichick owns a career winning percentage of .655, which is third all-time, behind George Halas (.682) and Don Shula (.667).

#### TOP WINNING PERCENTAGE AMONG HEAD COACHES WITH AT LEAST 160 WINS (INCL. POSTSEASON)

HEAD COACH	TEAM(S)	YEARS	W	L	T	PCT.
George Halas	CHI	1920-29,33-41,46-55,58-67	324	151	31	.682
Don Shula	BAL/MIA	1963-95	347	173	6	.667
<b>BILL BELICHICK</b>	<b>CLE/NE</b>	<b>1991-95,00-14</b>	<b>218</b>	<b>115</b>	<b>0</b>	<b>.655</b>
Curly Lambeau	GB/CHI/WAS	1921-53	229	134	22	.630

NOTE: Winning percentage calculated using current NFL rules, counting a tie as a half-win, half-loss.

### MOVING ON UP

Bill Belichick won his 210th career game last season (10/13/13 vs. New Orleans) to move past Hall of Famer Chuck Noll into fifth place on the NFL wins list.

#### MOST WINS NFL COACHES

HEAD COACH	TEAM(S)	YEARS	W	L	T
Don Shula	BAL/MIA	1963-95	347	173	6
George Halas	CHI	1920-29, 33-41, 46-55, 58-67	324	151	31
Tom Landry	DAL	1960-88	270	178	6
Curly Lambeau	GB/CHI/WAS	1921-53	229	134	22
<b>BILL BELICHICK</b>	<b>CLE/NE</b>	<b>1991-95,00-14</b>	<b>218</b>	<b>115</b>	<b>0</b>

NOTE: Winning percentage calculated using current NFL rules, counting a tie as a half-win, half-loss.

### BELICHICK EXTENDED STREAK TO 13TH STRAIGHT WINNING RECORD

Bill Belichick has led the Patriots to a winning record for 13 consecutive seasons (2001-2013). The only other NFL coach to have at least 10 consecutive winning seasons with one team since the 1970 merger was Tom Landry, who led the Dallas Cowboys to 16 consecutive winning seasons (1970-1985).

### 13 STRAIGHT WINNING SEASONS THIRD ALL TIME

Bill Belichick has now led the Patriots to 13 straight winning seasons (2001-2013). Belichick's 13 straight winning seasons are third all-time, behind 20 by Landry (1966-85) and 14 by Curly Lambeau with Green Bay (1934-47).

#### MOST CONSECUTIVE SEASONS WITH A WINNING RECORD

HEAD COACH	TEAM	YEARS
Tom Landry	Dallas	20 - 1966-1985
Curly Lambeau	Green Bay	14 - 1934-1947
<b>BILL BELICHICK</b>	<b>NEW ENGLAND</b>	<b>13 - 2001-2013</b>
Curly Lambeau	Green Bay	12 - 1921-1932
George Halas	Chicago	10 - 1933-1942
John Madden	Oakland	10 - 1969-1978

### BELICHICK ADDED TO HIS RECORD 11 STRAIGHT SEASONS OF 10 WINS

Bill Belichick has coached the Patriots to 11 straight seasons with 10 or more wins after reaching his 10th win of the 2013 season vs. Cleveland on Dec. 8, adding to his NFL record streak. In 2011, Belichick became the first coach in NFL history with nine straight seasons with at least 10 victories. George Seifert has the second most consecutive 10-win seasons with eight from 1989-1996 for San Francisco.

## WHAT TO

### WATCH FOR

# 199

Bill Belichick (199) needs one more regular-season win to become just the sixth NFL head coach with at least 200 career wins in the regular season, joining Don Shula (328), George Halas (318), Tom Landry (250), Curly Lambeau (226) and Marty Schottenheimer (200).





# BILL BELICHICK

## NEWS & NOTES

### PEYTON MANNING ON BILL BELICHICK

#### **Peyton Manning on Bill Belichick**

"Coach Belichick is the best coach that I've ever competed against. "I think it's safe to say he'll go down as the greatest NFL coach of all-time. His teams are always well-coached, always well-disciplined, and you know it's going to be a 60-minute fight. To me, that speaks to his coaching."

### ELITE COMPANY

Bill Belichick is one of nine NFL head coaches to win three or more championships since the league began postseason play in 1933, but the only one to win three in four years. Belichick joined an exclusive club in which each of the eight other members has been enshrined in the Pro Football Hall of Fame.

#### **HEAD COACHES WITH THREE OR MORE NFL TITLES (Listed alphabetically)**

HEAD COACH	CHAMPIONSHIP TEAM(S)
<b>Bill Belichick</b>	<b>Patriots (SB XXXVI, XXXVIII, XXXIX)</b>
Paul Brown	Cleveland Browns (1950, 54, 55)
Weeb Ewbank	Baltimore Colts, N.Y. Jets (1958, 59, SB III)
Joe Gibbs	Washington Redskins (SB XVII, XXII, XXVI)
George Halas	Chicago Bears (1921, 33, 40, 41, 46, 63)
Curly Lambeau	Green Bay Packers (1929, 30, 31, 36, 39, 44)
Vince Lombardi	Green Bay Packers (1961, 62, 65, SB I, II)
Chuck Noll	Pittsburgh Steelers (SB IX, X, XIII, XIV)
Bill Walsh	San Francisco 49ers (SB XVI, XIX, XXIII)

### BELICHICK'S PATRIOTS RENAISSANCE

Once head coach Bill Belichick implemented his coaching design on the Patriots, his approach has given him the best record of any NFL head coach who has coached over 40 games since 2001 (including the postseason).

#### **NFL COACHES' RECORDS SINCE 2001**

COACH	TEAM	W	L	T	PCT.
<b>Bill Belichick</b>	<b>New England</b>	<b>176</b>	<b>59</b>	<b>0</b>	<b>.749</b>
Jim Harbaugh	San Francisco	42	14	1	.746
Tony Dungy	Tampa Bay/Indianapolis	101	41	0	.711
Bill Cowher	Pittsburgh	70	35	1	.665
John Harbaugh	Baltimore	71	39	0	.645
Sean Payton	New Orleans	79	44	0	.642
Mike Tomlin	Pittsburgh	77	44	0	.636
Mike McCarthy	Green Bay	88	51	1	.632

### BELICHICK IS ONE OF THREE NFL COACHES WITH 100 MORE WINS THAN LOSSES

Bill Belichick has an overall record of 218-115. He joins Don Shula and George Halas as the only coaches with 100 more wins than losses.

#### **MOST WINS NFL COACHES**

HEAD COACH	TEAM(S)	RECORD
Don Shula	BAL, MIA	347-173-6
George Halas	Chicago	324-151-31
<b>Bill Belichick</b>	<b>CLE, NE</b>	<b>218-115-0</b>

### BELICHICK FIRST HEAD COACH IN NFL HISTORY TO LEAD A TEAM TO THREE STRAIGHT 500-POINT SEASONS

Bill Belichick is the first head coach in NFL history to lead a team to three straight 500-point seasons (2010-2012). The Patriots are the first franchise in NFL history to score 500 or more points in four seasons (2007-589, 2010-518, 2011-513 and 2012-557). St. Louis is the only other team to have done it three times (1999-526, 2000-540, 2001-503).

### SUPER SUCCESS

Bill Belichick is one of just four head coaches to win three Super Bowl championships. Belichick is the only coach to win three Super Bowls in the post-1993 salary cap era.

#### **MOST SUPER BOWL VICTORIES**

HEAD COACH	TEAM	TITLES	SEASONS
Chuck Noll	Pittsburgh	4	1974, 1975, 1978, 1979
<b>Bill Belichick</b>	<b>New England</b>	<b>3</b>	<b>2001, 2003, 2004</b>
Joe Gibbs	Washington	3	1982, 1987, 1991
Bill Walsh	San Francisco	3	1981, 1984, 1988

NOTE: Sorted by most recent championship. Super Bowls have determined NFL champion since 1966.

### PLAYOFF SUCCESS

#### **MOST PLAYOFF WINS BY AN NFL HEAD COACH**

HEAD COACH	TEAM(S)	WINS
Tom Landry	Dallas Cowboys	20
<b>Bill Belichick</b>	<b>Cleveland Browns, NE Patriots</b>	<b>19</b>
Don Shula	Baltimore Colts, Miami Dolphins	19
Joe Gibbs	Washington Redskins	17
Chuck Noll	Pittsburgh Steelers	16





# BILL BELICHICK

## NEWS & NOTES

### POSTSEASON PROWESS

#### BEST POSTSEASON RECORDS IN NFL HISTORY (minimum of 10 games)

COACH	TEAM(S)	W	L	PCT.
Vince Lombardi	GB/WAS	9	1	.900
Tom Flores	Oakland	8	3	.727
Bill Walsh	San Francisco	10	4	.714
Joe Gibbs	Washington	17	7	.708
Jimmy Johnson	DAL/MIA	9	4	.692
John Harbaugh	Baltimore	9	4	.692
<b>Bill Belichick</b>	<b>CLE/NE</b>	<b>19</b>	<b>9</b>	<b>.678</b>

#### MOST POSTSEASON GAMES AS A HEAD COACH

HEAD COACH	GAMES
Tom Landry (Dallas)	36
Don Shula (Baltimore/Miami)	36
<b>Bill Belichick (Cleveland/New England)</b>	<b>28</b>

### BELICHICK NAMED COACH OF THE YEAR 3 TIMES

The Associated Press named Bill Belichick the NFL's Coach of the Year in 2010. It was the third time that Belichick earned the honor. He was also named Coach of the Year following the 2003 and 2007 seasons. Belichick joins Don Shula (4-time winner) and Chuck Knox as the only three-time winners.

### BELICHICK LEADS PATRIOTS TO 11 WINS IN 2013

The win over Baltimore on Dec. 22 was the 11th win of the season for the Patriots in 2013. Bill Belichick now has eleven 11-win seasons, including 10 with the Patriots. He moved out of a tie with Tom Landry for sole possession of second place, behind Don Shula, who had 13 11-win seasons.

#### NFL HEAD COACHES WITH THE MOST 11-WIN SEASONS

Don Shula	13
<b>Bill Belichick</b>	<b>11</b>
Tom Landry	10

### DIVISION TIES TITLES RECORD

Belichick guided the Patriots to the AFC East Title in 2013. It is the 11th division title of his career, tying him with Don Shula for the most division titles since the 1970 NFL merger.

### BELICHICK FIRST WITH 14 WINS IN 4 SEASONS

Bill Belichick guided the Patriots to an NFL-best 14-2 record in 2010. Belichick is the first head coach ever to win at least 14 regular-season games in four separate seasons. Only four other coaches — San Francisco's George Seifert (3), Washington's Joe Gibbs (2), Chicago's Mike Ditka (2) and Miami's Don Shula (2) — have more than one 14-win season.

### BELICHICK HAS BEEN A PART OF EIGHT SUPER BOWLS DURING HIS CAREER

Belichick has been a part of eight Super Bowls during his coaching career, the most in NFL history.

#### MOST SUPER BOWL APPEARANCES AS A HEAD COACH OR ASSISTANT

HEAD COACH	SUPER BOWLS
<b>Bill Belichick</b>	<b>8 (five as a head coach)</b>
Dan Reeves	7 (four as a head coach)
Don Shula	6 (six as head coach)
Tom Landry	5 (five as a head coach)
Chuck Noll	5 (four as a head coach)
Marv Levy	5 (four as a head coach)

### BELICHICK IS GOOD IN DECEMBER

Bill Belichick is 51-9 (.850) in December with New England, the best record in December among head coaches with one team in NFL history (min. 25 games). George Seifert is second (27-6, .818).

### EIGHT CONFERENCE CHAMPIONSHIP GAMES AS HEAD COACH ARE SECOND

Bill Belichick reached his eighth conference championship game as a head coach, second to the 10 by Tom Landry.

Head Coach	Conference Championships
Tom Landry	10
<b>Bill Belichick</b>	<b>8</b>
Don Shula	7
Chuck Noll	7
John Madden	6
Bill Cowher	6








# TOM BRADY

## NEWS & NOTES



### CAREER NOTES

Tom Brady has quarterbacked the Patriots to victories in 148 of his 192 career regular season starts, compiling a .771 winning percentage and giving him the best record of any quarterback in the Super Bowl era (since 1966). Brady reached 125 career wins in the fewest starts among quarterbacks in NFL history.

### RECORDING SUCCESS

#### TOP WINNING PERCENTAGES IN SUPER BOWL ERA (Since 1966, Minimum 50 Starts, Regular Season Only)

PLAYER	TEAM(S)	YEARS	W	L	T	PCT.
<b>TOM BRADY</b>	<b>NE</b>	<b>2000-13</b>	<b>148</b>	<b>44</b>	<b>0</b>	<b>.771</b>
Roger Staubach	DAL	1969-79	85	29	0	.746
Joe Montana	SF/KC	1979-94	117	47	0	.713

#### ACTIVE QUARTERBACKS WINNING PERCENTAGE Minimum 32 Starts (two full seasons), Regular Season Only

QUARTERBACK	TEAM(S)	W	L	T	PCT.
<b>TOM BRADY</b>	<b>NE</b>	<b>148</b>	<b>44</b>	<b>0</b>	<b>.771</b>
Russell Wilson	SEA	25	8	0	.758
Peyton Manning	IND/DEN	168	73	0	.697
Ben Roethlisberger	PIT	96	47	0	.671
Andrew Luck	IND	22	11	0	.667
Aaron Rodgers	GB	58	30	0	.659
Joe Flacco	BAL	62	35	0	.639
Matt Ryan	ATL	61	34	0	.642
Philip Rivers	SD	79	50	0	.612

#### EIGHT AFC CHAMPIONSHIP GAME APPEARANCES

The Patriots secured their eighth conference championship appearance in the Tom Brady - Bill Belichick era (since 2001 with Brady starting at QB). By omitting the season Brady missed due to injury in 2008, the Patriots have made eight title games in 12 seasons with Brady as the starter.

### FOUR 30 TD SEASONS

Tom Brady finished with 34 passing touchdowns for his third straight 30-touchdown season in 2012. Brady has four 30-touchdown seasons overall after throwing for an NFL-leading 36 in 2010, 39 in 2011 and a then NFL-record 50 in 2007. The only other Patriots quarterback to have a 30-touchdown season was Vito "Babe" Parilli in 1964 when he led the AFL with 31. Brady is the fifth quarterback in NFL history to have 30 or more touchdown passes in at least four seasons and the fifth quarterback in NFL history with three or more straight seasons with 30 or more touchdowns.

#### MOST SEASONS WITH 30-PLUS TOUCHDOWN PASSES

Brett Favre	9
Peyton Manning	8
Drew Brees	6
<b>TOM BRADY</b>	<b>4</b>
Dan Marino	4
Aaron Rodgers	3
Kurt Warner	3
Tony Romo	3
Philip Rivers	3

#### THREE OR MORE STRAIGHT 30 TOUCHDOWN SEASONS

Drew Brees	6 (2008-2013)
Brett Favre	5 (1994-98)
Peyton Manning	4 (2009-10, 12-13)
<b>TOM BRADY</b>	<b>3 (2010-2012)</b>
Dan Marino	3 (1984-86)

### QBS TO AVG. 300-YARDS PER GAME IN 3 SEASONS

Brady averaged 301.7 yards per game in 2012. Brady (300.4 in 2007 and 327.2 in 2011) and joins Drew Brees as the first NFL players to average 300 yards per game in at least three seasons.

#### MOST SEASONS AVERAGING 300 OR MORE YARDS PER GAME

- 4 Drew Brees (2013, 2012, 2011, 2008) • **3 TOM BRADY (2012, 2011, 2007)**
- 2 Dan Fouts (1982, 1981)

### BRADY ONE OF FIVE

Brady became just the fifth NFL quarterback to reach 140 wins after leading the Patriots to a 30-23 win at Atlanta on Sept. 29, 2013.

#### MOST CAREER WINS AS A STARTER

(Regular season only) *Italics Indicates active players*

RK	NAME	W	L	T	PCT.
1.	Brett Favre	186	112	0	.624
2.	Peyton Manning	168	73	0	.697
<b>3.</b>	<b>TOM BRADY</b>	<b>148</b>	<b>44</b>	<b>0</b>	<b>.771</b>
3.	John Elway	148	82	1	.643
4.	Dan Marino	147	93	0	.613
6.	Fran Tarkenton	124	109	6	.531
7.	Johnny Unitas	119	64	4	.647
8.	Joe Montana	117	47	0	.713
9.	Drew Brees	110	76	0	.591
10.	Terry Bradshaw	107	51	0	.677
11.	Warren Moon	102	101	0	.510

Brady is one of five NFL quarterbacks to average 250 or more yards per game.

#### NFL RECORD FOR MOST PASSING YARDS PER GAME

PLAYER	TEAM	YARDS/GAME
Drew Brees	SD/NO	274.9
Peyton Manning	IND/DEN	270.7
Kurt Warner	STL/ARI	260.8
<b>TOM BRADY</b>	<b>PATRIOTS</b>	<b>254.6</b>
Dan Marino	Miami	253.6





# TOM BRADY

## NEWS & NOTES

### BRADY ONE OF FOUR WITH 35 TDS IN THREE SEASONS

Brady is one of four NFL players to have at least 35 touchdown passes in three different seasons.

#### QBS WITH THE MOST 35+ PASSING TOUCHDOWNS IN NFL HISTORY

PLAYER	35+ TD SEASONS
Tom Brady	3 (50 in 2007, 36 in 2010 and 39 in 2011)
Brett Favre	3 (38 in 1995, 39 in 1996 and 35 in 1997)
Peyton Manning	3 (49 in 2004, 37 in 2012 and 55 in 2013)
Drew Brees	3 (46 in 2011, 43 in 2012 and 35 in 2013)

### BRADY REACHES 3,000 PASSING YARDS FOR 11TH TIME

Brady (4,343) reached 3,000 passing yards for the 11th time in his career in 2013 to become one of just six players with at least 11 3,000-yard seasons.

#### NFL RECORD FOR MOST 3,000-YARD SEASONS

18	Brett Favre
15	Peyton Manning
13	Dan Marino
12	John Elway
11	Tom Brady
11	Drew Brees

### BRADY HAS SIXTH 4,000-YARD SEASON

Brady finished the 2013 season with 4,343 passing yards, marking the sixth time in his career that he has reached 4,000 passing yards.

#### ALL-TIME 4,000 YARD PASSING SEASONS

13	Peyton Manning
8	Drew Brees
6	Tom Brady
6	Dan Marino
6	Brett Favre
5	Philip Rivers
4	Warren Moon
4	Tony Romo
4	Aaron Rodgers

### BRADY HAS 19 CAREER 4-TD GAMES

Brady has thrown four or more touchdowns in a game 19 times with 15 four-touchdown games, two five-touchdown games and two six-touchdown games.

#### MOST GAMES WITH 4+ TOUCHDOWN PASSES

PLAYER	4+ TD GAMES
1. Peyton Manning	31
2. Drew Brees	25
3. Brett Favre	23
4. Dan Marino	21
5. Tom Brady	19
6. Johnny Unitas	17

#### MOST GAMES WITH 4+ TDS AND NO INTERCEPTIONS

PLAYER	GAMES
1. Drew Brees	17
2. Peyton Manning	16
3. Tom Brady	15
4. Brett Favre	12

### BRADY IS ONE OF FIVE PLAYERS WITH AT LEAST TWO GAMES OF 6 TDS OR MORE

Brady has thrown six touchdowns in a game two times and is one of five NFL players to have thrown at least six touchdowns in a game two times. Brady threw six touchdowns at Miami (10/21/07) and vs. Tennessee (10/18/09).

#### NFL PLAYERS WITH AT LEAST TWO 6+TD GAMES

PLAYER	6+ TD GAMES
Peyton Manning	3 (2 6 TD games and 1 7 TD Game)
George Blanda	2 games with 7 touchdowns
Y.A. Tittle	2 (1 game with 7 and 1 with 6 TDs)
Tom Brady	2 games with 6 touchdowns
Charley Johnson	2 games with 6 touchdowns

# WHAT TO

# 50K

WATCH FOR  
Tom Brady (49,398) needs 602 passing yards to become just the sixth quarterback in NFL history to surpass 50,000 yards passing in his career.

### FRANCHISE LEADING PASSER

#### PATRIOTS ALL-TIME LEADING PASSERS

PLAYER	YEARS	ATT	COMP	YARDS
Tom Brady	2000-13	6,642	4,207	49,398
Drew Bledsoe	1993-01	4,518	2,544	29,657
Steve Grogan	1975-90	3,593	1,879	26,886

### MOST CAREER TOUCHDOWN PASSES

Brady is one of five NFL players with at least 360 career touchdowns.

#### MOST CAREER TOUCHDOWN PASSES

(regular season only) Bold indicates active players

RANK	NAME	TOUCHDOWNS
1.	Brett Favre	508
2.	Peyton Manning	494
3.	Dan Marino	420
4.	Drew Brees	364
5.	<b>Tom Brady</b>	<b>360</b>
6.	Fran Tarkenton	342
7.	John Elway	300
8.	Warren Moon	291
9.	Johnny Unitas	290
10.	Vinny Testaverde	275

### PEYTON MANNING ON TOM BRADY

#### Peyton Manning on Tom Brady

"I think the one thing that jumps out about Tom is just his consistency. I feel like he's been a better player each year than he was the year before, and that, to me speaks to his work ethic in the offseason, his refusal to be complacent or satisfied. He always feels like he can step his game up one level higher, which in some of the seasons he's had you say, 'How can you get better than that?' But I think he has done that."





# TOM BRADY

## NEWS & NOTES

### BRADY GOES OVER 300 YARDS FOR THE 59TH TIME IN HIS CAREER

Brady had his 59th NFL game with 300 or more yards passing at Miami on Dec. 15, 2013. The Patriots are 48-11 when Brady throws for 300 or more yards.

#### NFL QUARTERBACK 300-YARD GAMES (\* ACTIVE)

##### PLAYER 300-YARD GAMES

Peyton Manning*	84
Drew Brees*	79
Dan Marino	63
Brett Favre	62
<b>Tom Brady*</b>	<b>59</b>
Kurt Warner	52
Dan Fouts	51
Warren Moon	49
Tony Romo*	44

Brady had a career-best 11 300-yard games in the 2011 season, which is tied for third in NFL history. The NFL record for most 300-yard games in a season was set by Drew Brees in 2011 with 13. Peyton Manning is second with 12 in 2013.

### TOM BRADY'S RECORD AS A STARTER

	REG. SEASON	PLAYOFFS	TOTAL
Overall	<b>148-44</b>	<b>18-8</b>	<b>166-52</b>
Home:	83-13	12-3	95-16
Road:	65-31	6-5*	71-36

#### By Yardage Total

Less than 200:	33-14	4-1	37-15
200-299:	67-19	10-5	77-24
300 or more:	48-11	4-2	52-13

#### Other Records

On Artificial Turf:	85-13	8-5	93-18
Temp Below 40:	32-4	10-2	42-6
Thanksgiving or later:	58-11	18-8	76-19
Leading at Halftime:	112-14	13-4	125-18
Leading after 3 Qtrs:	121-8	12-3	133-11
Overtime:	9-2	1-0	10-2
Passer rating >100.0:	83-5	8-0	91-5

\*Includes five Super Bowls at neutral sites

### TOP QB HOME STARTING RECORDS (MIN. 50 STARTS) SINCE 1970 MERGER (INCLUDES POSTSEASON)

PLAYER	TEAM(S)	W	L	T	PCT.
<b>Tom Brady</b>	<b>NE</b>	<b>95</b>	<b>16</b>	<b>0</b>	<b>.856</b>
Terry Bradshaw	PIT	75	14	0	.843
John Elway	DEN	104	25	0	.806

### BRADY HAS 35 GAME-WINNING DRIVES IN THE FOURTH QUARTER

Brady has 35 game-winning drives in the fourth quarter or overtime in the regular season.

#### MOST GAME WINNING DRIVES IN THE FOURTH QUARTER OR OVERTIME (Regular Season)

PLAYER	TEAMS	4TH QTR GAME-WINNING DRIVES
1. Peyton Manning	IND/DEN	50
2. Dan Marino	Miami	47
3. Brett Favre	GB/NYJ/MIN	43
4. John Elway	Denver	40
<b>5t. Tom Brady</b>	<b>New England</b>	<b>35</b>
5t. Warren Moon	HOU/MIN/SEA/KC	35

### BRADY'S COMEBACKS

Brady has engineered 43 career game-winning performances to lead his team to a victory from a fourth-quarter deficit or tie, including five times in 2013.

DATE	OPP.	SCORE	TIME REMAINING		PASSING STATISTICS						
			IN REG.	ATT	CMP	YDS	TD	INT	FINAL		
12/08/13	CLE	3-19	15:00	20	16	142	2	0	27-26		
12/01/13	at HOU	21-24	15:00	12	8	87	0	0	34-31		
11/24/13	DEN	21-24	15:00	19	12	100	1	0	(ot) 34-31		
10/13/13	NO	23-27	1:13	5	7	70	1	0	30-27		
09/08/13	at BUF	20-21	4:31	7	7	36	0	0	23-21		
10/21/12	NYJ	23-26	1:37	9	13	95	0	0	(ot) 29-26		
09/30/12	at BUF	21-21	15:00	7	4	78	2	0	52-28		
01/22/12	BAL*	16-20	15:00	6	3	20	0	1	23-20		
12/24/11	MIA	17-17	15:00	11	8	120	0	0	27-24		
10/16/11	DAL	13-16	5:13	9	11	87	1	0	20-16		
12/19/10	GB	21-27	13:49	6	5	82	1	0	31-27		
11/25/10	at DET	24-24	15:00	5	5	86	2	0	45-24		
10/17/10	BAL	10-20	14:53	24	16	156	1	1	(ot) 23-20		
09/14/09	BUF	13-24	5:32	13	11	112	2	0	25-24		
12/29/07	at NYG	23-28	15:00	12	8	130	1	0	38-35		
12/03/07	at BAL	17-24	14:25	17	7	113	1	0	27-24		
11/25/07	PHI	24-28	15:00	16	11	109	0	0	31-28		
11/04/07	at IND	10-20	9:42	10	8	144	2	0	24-20		
01/14/07	at SD*	13-21	8:35	14	9	122	1	1	24-21		
12/03/06	DET	13-21	13:07	15	14	101	0	0	28-21		
11/26/06	CHI	10-10	14:46	7	6	98	1	0	17-13		
09/10/06	BUF	14-17	15:00	6	3	58	0	1	19-17		
11/13/05	at MIA	15-16	2:53	2	2	76	1	0	23-16		
10/30/05	BUF	7-16	10:07	4	4	69	0	0	21-16		
10/09/05	at ATL	28-28	3:52	2	2	17	0	0	31-28		
09/25/05	at PIT	10-13	14:19	12	12	167	0	0	23-20		
02/06/05	PHI**	14-14	15:00	4	2	33	0	0	24-21		
10/03/04	at BUF	17-17	15:00	4	2	8	1	0	31-17		
02/01/04	CAR**	29-29	1:08	5	4	47	0	0	32-29		
01/10/04	TEN*	14-14	15:00	11	6	27	0	0	17-14		
11/30/03	at IND	31-31	10:21	6	3	31	1	0	38-34		
11/23/03	at HST	13-20	3:11	14	10	133	1	0	(ot) 23-20		
11/03/03	at DEN	23-26	2:51	4	5	58	1	0	30-26		
10/19/03	at MIA	13-13	15:00	10	7	147	1	0	(ot) 19-13		
10/05/03	TEN	24-27	4:40	1	1	15	0	0	38-30		
12/29/02	MIA	13-24	4:59	13	8	69	1	0	(ot) 27-24		
11/10/02	at CHI	19-30	5:16	14	9	116	2	0	33-30		
09/22/02	KC	38-38	0:00	5	4	46	0	0	(ot) 41-38		
02/03/02	STL**	17-17	1:21	8	5	53	0	0	20-17		
01/19/02	OAK*	3-13	15:00	27	20	138	0	0	(ot) 16-13		
12/16/01	at BUF	6-9	5:57	13	9	116	0	0	(ot) 12-9		
12/02/01	at NYJ	14-16	15:00	7	6	56	0	0	17-16		
10/14/01	SD	16-26	8:48	18	13	130	1	0	(ot) 29-26		

^Statistics are from the time noted until the end of the game \* Divisional Playoffs \*\* Super Bowl

### BRADY IN POSTSEASON

#### NFL ALL-TIME LEADERS/PLAYOFF VICTORIES AS STARTING QUARTERBACK

PLAYER	TEAM(S)	PLAYOFF WINS
<b>Tom Brady</b>	<b>New England</b>	<b>18</b>
Joe Montana	S.F./K.C.	16
Terry Bradshaw	Pittsburgh	14
John Elway	Denver	14
Brett Favre	GB/MIN	13

#### QB's WITH 3 OR MORE SUPER BOWL VICTORIES

PLAYER	TEAM(S)	WINS
Terry Bradshaw	PIT	4
Joe Montana	SF	4
Troy Aikman	DAL	3
<b>Tom Brady</b>	<b>NE</b>	<b>3</b>

#### PLAYERS WITH MULTIPLE SUPER BOWL MVP AWARDS

PLAYER	TEAM(S)	MVPs
Joe Montana	SF	3
Terry Bradshaw	PIT	2
<b>Tom Brady</b>	<b>NE</b>	<b>2</b>
Bart Starr	GB	2
Eli Manning	NYG	2





# TOM BRADY

## NEWS & NOTES

### BRADY'S FINAL MINUTE, COME-FROM-BEHIND GAME-WINNING TOUCHDOWN PASSES

The game against the Browns on Dec. 8, 2013 was the sixth game in Tom Brady's career in which he threw a game-winning touchdown pass in the final minute of the game to turn a Patriots deficit into a Patriots win. Brady's six last-minute, game-winning touchdown passes are listed below.

**11/10/02** at Chicago\* **W** **33-30**

The Patriots trailed 30-25 when Brady threw a 20-yard touchdown to David Patten with 21 seconds left to give the Patriots a 33-30 win.

\*-Champaign, Ill.

**11/3/03** at Denver **W** **30-26**

The Patriots trailed 26-23 when Brady threw an 18-yard touchdown to David Givens with 30 seconds left to give the Patriots a 30-26 win.

**12/3/07** at Baltimore **W** **27-24**

The Patriots trailed 24-20 when Brady threw an 8-yard touchdown to Jabar Gaffney with 44 seconds left to give the Patriots a 27-24 win.

**10/16/11** vs. Dallas **W** **20-16**

The Patriots trailed 16-13 when Brady threw an 8-yard touchdown pass to Aaron Hernandez with 22 seconds left to give the Patriots a 20-16 win.

**10/13/13** vs. New Orleans **W** **30-27**

The Patriots trailed 27-23 when Brady threw a 17-yard touchdown pass to Kenbrell Thompkins with five seconds left to give the Patriots a 30-27 win.

**12/08/13** vs. Cleveland **W** **27-26**

The Patriots trailed 26-21 when Brady threw a 1-yard touchdown pass to Danny Amendola with 31 seconds left to give the Patriots a 27-26 win.

### BRADY EARNS 11TH DIVISION TITLE

Tom Brady earned his 11th division championship in 2013. Peyton Manning is second with 10 division titles.

QUARTERBACK	CAREER DIVISION TITLES
<b>Tom Brady</b>	<b>11</b>
Peyton Manning	10
Joe Montana	9

### BRADY GUIDES PATRIOTS TO 8TH 12-WIN SEASON IN 2013

Tom Brady guided the Patriots to their 12th win in 2013. Since entering the NFL in 2000, Brady's teams have reached 12 regular-season wins in eight different seasons, second all-time, behind Peyton Manning.

#### STARTING QB'S WITH THE MOST 12-WIN REGULAR SEASONS IN NFL HISTORY

PLAYER	SEASONS
Peyton Manning	10
<b>Tom Brady</b>	<b>8</b>
Brett Favre	6
John Elway	4
Jim Kelly	4

### BRADY INCHING CLOSER TO 50,000 PASSING YARDS

Tom Brady passed Pro Football Hall of Famer Warren Moon into sixth place all-time at Miami (09/07/14) and now has 49,398 passing yards, 602 yards away from becoming the sixth NFL player with 50,000 passing yards.

PLAYER	PASSING YARDS
1. Brett Favre	71,838
2. Peyton Manning	65,233
3. Dan Marino	61,361
4. John Elway	51,475
5. Drew Brees	51,414
<b>6. Tom Brady</b>	<b>49,398</b>
7. Warren Moon	49,325
8. Fran Tarkenton	47,003
9. Vinny Testaverde	46,233
10. Drew Bledsoe	44,611

### BRADY IS 6TH NFL PLAYER TO REACH 4,000 COMPLETIONS

Tom Brady (4,207) became the sixth player in NFL history to reach 4,000 completions.

#### MOST PASS COMPLETIONS IN NFL HISTORY

1. Brett Favre	6,300
2. Peyton Manning	5,554
3. Dan Marino	4,967
4. Drew Brees	4,510
<b>5. Tom Brady</b>	<b>4,207</b>
6. John Elway	4,123
7. Warren Moon	3,988

### BRADY IS 3RD FASTEST TO REACH 4,000 COMPLETIONS

Tom Brady has now completed 4,207 passes over his career in the regular season, becoming just the sixth player in NFL history to achieve the feat. Brady achieved the feat in 187 games, third fastest in NFL history behind Drew Brees (169 games) and Peyton Manning (183 games).

#### GAMES PLAYED TO 4,000 CAREER COMPLETIONS

Drew Brees	169
Peyton Manning	183
<b>Tom Brady</b>	<b>187</b>
Dan Marino	193
Brett Favre	196
John Elway	227

### BRADY HAS FIFTH-BEST QB RATING

PLAYER	YEARS	TEAM	RATING
Aaron Rodgers	2005-14	Green Bay	104.7
Peyton Manning	1998-14	IND/DEN	97.3
Steve Young	1985-99	TB/SF	96.8
Philip Rivers	2004-14	San Diego	96.8
<b>Tom Brady</b>	<b>2000-14</b>	<b>Patriots</b>	<b>95.5</b>
Tony Romo	2004-14	Dallas	95.8





# TOM BRADY

## NEWS & NOTES

### MOST TD THROWS COACH/QB TANDEM

Tom Brady has thrown 360 career touchdowns under head coach Bill Belichick, the most touchdowns among any head coach/starting quarterback tandem.

#### MOST TDS/QB TANDEMS (Regular Season Only)

Quarterback/Head Coach	Team	Touchdowns
<b>Tom Brady/Bill Belichick</b>	<b>NE</b>	<b>360</b>
Dan Marino/Don Shula	MIA	352
Drew Brees/Sean Payton	NO	241
Len Dawson/Hank Stram	KC	232

### WINNINGEST COACH/QB TANDEM

Bill Belichick and Tom Brady have the best winning percentage among a head coach/starting quarterback tandem since the 1970 merger. The tandem's 148 wins are the most wins by any coach-QB tandem since the 1970 AFL-NFL merger.

#### WINNINGEST COACH/QB TANDEMS SINCE 1970

(Regular Season Only - by winning percentage)

Quarterback/Head Coach	Team	W	L	T	Pct.
<b>Tom Brady/Bill Belichick</b>	<b>NE</b>	<b>148</b>	<b>44</b>	<b>0</b>	<b>.771</b>
Ken Stabler/John Madden	OAK	60	19	1	.756
Jim McMahon/Mike Ditka	CHI	46	15	0	.754
Peyton Manning/Tony Dungy	IND	73	24	0	.753

#### WINNINGEST COACH/QB TANDEMS SINCE 1970

(Regular Season Only - by victories)

Quarterback/Head Coach	Team	W	L	T	Pct.
<b>Tom Brady/Bill Belichick</b>	<b>NE</b>	<b>148</b>	<b>44</b>	<b>0</b>	<b>.771</b>
Dan Marino/Don Shula	MIA	116	68	0	.630
Terry Bradshaw/Chuck Noll	PIT	107	51	0	.601

### BRADY HAS MOST STARTS UNDER ONE HEAD COACH

Tom Brady made his 185th career start at Carolina on Nov. 18, 2013, all under Bill Belichick. It is the most starts by a quarterback under one head coach in NFL history. Brady surpassed Dan Marino, who had 184 career starts under head coach Don Shula. Brady now has 192 career starts under Belichick.

### BRADY SETS NFL RECORD FOR MOST PASS ATTEMPTS WITHOUT AN INTERCEPTION

Tom Brady extended his streak to 358 consecutive regular season pass attempts without an interception before throwing his first interception since Oct. 17, 2010 in the 2011 opener at Miami (9/1/11). Brady eclipsed Bernie Kosar's record of 308 pass attempts on Dec. 26, 2010 at Buffalo.

#### MOST CONSECUTIVE PASS ATTEMPTS WITHOUT AN INTERCEPTION

<b>358</b>	<b>Tom Brady (Patriots)</b>	<b>2010-11</b>
308	Bernie Kosar (Cleveland)	1990-91
294	Bart Starr (Green Bay)	1964-65
279	Jeff George (IND/ATL)	1993-94
277	Rich Gannon (Oakland)	2001
271	Jason Campbell (Washington)	2007-08

### BRADY NOW HAS 10 GAMES WITH 300 YARDS, 4 TDS AND 0 INTERCEPTIONS

Tom Brady had his 10th NFL game with 300 yards, four touchdowns and no interceptions vs. Pittsburgh (11/03/13), second in NFL history to the 15 such games by Drew Brees.

### BRADY EARNS 24TH AFC PLAYER OF THE WEEK HONOR; SECOND MOST IN NFL HISTORY

Tom Brady was named AFC Offensive Player of the Week by the National Football League for his performance in the Patriots' come-from-behind 34-31 overtime victory vs. Denver on Nov. 24, 2013. It is the 24th time in Brady's career that he has received the AFC Offensive Player of the Week honor. Brady is two behind Peyton Manning for the most Player of the Week awards earned by a player since the accolade was instituted in 1984.

#### THE PLAYERS WITH THE MOST CAREER PLAYER OF THE WEEK AWARDS

Player	Career	Team	POW Awards
Peyton Manning	1998-present	Colts/Broncos	26
<b>Tom Brady</b>	<b>2000-present</b>	<b>Patriots</b>	<b>24</b>
Dan Marino	1983-1999	Dolphins	18
Brett Favre	1991-2010	Packers, Jets, Vikings	16
John Elway	1983-1998	Broncos	15

### BRADY TIES STEVE YOUNG FOR THIRD-MOST TD PASSES ON MONDAY NIGHT

Brady threw a 9-yard touchdown pass to TE Rob Gronkowski at Carolina on Nov. 18, 2013. It was his 42nd touchdown pass on Monday Night Football, tying him for third all-time with Steve Young for most touchdown passes on Monday Night Football.

#### QUARTERBACKS WITH THE MOST CAREER TOUCHDOWN PASSES ON MONDAY NIGHT FOOTBALL

Player	TD Passes on Monday Night Football	Games
Dan Marino	74	38
Brett Favre	69	38
<b>Tom Brady</b>	<b>42</b>	<b>18</b>
Steve Young	42	25
Peyton Manning	36	17
Joe Montana	36	20

### BRADY IS SECOND WITH MOST GAMES WITH 3 TDS AND NO INTERCEPTIONS

Tom Brady is second in NFL history with 38 games with three or more touchdowns and no interceptions. The Patriots are 37-1 (.974) in such games.

#### PLAYER MOST GAMES WITH 3+ TD PASSES AND 0 INT.

Peyton Manning	46
<b>Tom Brady</b>	<b>38</b>
Brett Favre	36
Drew Brees	32
Dan Marino	18
Fran Tarkenton	18

### BRADY HAS THE BEST RECORD IN THE FINAL FOUR GAMES OF THE REGULAR SEASON SINCE 1970 MERGER

Tom Brady is now 43-9 in the final four games of the regular season, the best among any starting quarterback in the final four games since the 1970 merger.

QUARTERBACK	W-L RECORD	WIN PCT.
<b>Tom Brady</b>	<b>43-9</b>	<b>.827</b>
Philip Rivers	30-6	.833
Roger Staubach	24-6	.800
Joe Montana	35-12	.745
Steve McNair	28-10	.737





# TOM BRADY

## NEWS & NOTES

### BRADY SEASON NOTES

#### BRADY FINISHES 2013 WITH 4,343 PASSING YARDS

Tom Brady finished the 2013 season with 4,343 passing yards, marking his third straight 4,000-yard season and his sixth 4,000-yard season of his career. Brady owns six of the eight 4,000-yard passing seasons in Patriots history.

##### PATRIOTS TOP PASSING YARDS/SEASON

YARDS	PLAYER	YEAR
5,235	Tom Brady	2011
4,827	Tom Brady	2012
4,806	Tom Brady	2007
4,555	Drew Bledsoe	1994
4,398	Tom Brady	2009
4,343	Tom Brady	2013
4,110	Tom Brady	2005
4,086	Drew Bledsoe	1996

### BRADY GAME NOTES

#### BRADY'S 432 YARDS AGAINST PITTSBURGH IN 2013 ARE THIRD HIGHEST OF HIS CAREER

Tom Brady threw for 432 yards vs. Pittsburgh (11/03/13), marking the fifth time in Brady's career that he has eclipsed the 400-yard mark.

##### MOST PASSING YARDS IN A GAME IN PATRIOTS HISTORY

Player	Date	Opp	Att	Cmp	Yds	TD	Int
Tom Brady	9/12/11	MIA	48	32	517	4	1
Tom Brady	12/16/12	SF	65	36	443	1	2
Tom Brady	11/03/13	PITT	33	23	432	4	0
Drew Bledsoe	11/13/94	MIN	70	45	426	3	0
Drew Bledsoe	11/23/98	MIA	54	28	423	2	2
Tom Brady	9/18/11	SD	40	31	423	3	0

#### BRADY HAS THROWN FOR 300 YARDS IN A HALF FOUR TIMES

Brady had his fourth 300-yard half and his third 300-yard second half after throwing for 323 yards in the second half vs. Cleveland on Dec. 8, 2013.

YARDS	GAME	HALF
367	vs. San Francisco (12-16-12)	2nd half
345	vs. Tennessee (10-18-09)	1st half
323	vs. Cleveland (12-08-13)	2nd half
306	at Miami (9-12-11)	2nd half

#### QUARTERBACK CLASS OF 2000

Tom Brady was the seventh quarterback selected in the 2000 NFL Draft. The Patriots selected him in the sixth round with the 199th overall pick.

##### QUARTERBACKS TAKEN IN THE 2000 NFL DRAFT

Rd	Pick	Player	Taken By
1	18	Chad Pennington	NY Jets
3	65	Giovanni Carmazzi	San Francisco
3	75	Chris Redman	Baltimore
5	163	Tee Martin	Pittsburgh
6	168	Marc Bulger	New Orleans
6	183	Spergon Wynn	Cleveland
6	199	Tom Brady	New England

#### BRADY HAS LED THE PATRIOTS TO SIX 50-POINT GAMES; TIES LEN DAWSON FOR MOST IN NFL HISTORY

Brady and the Patriots knocked off Pittsburgh, 55-31 on Nov. 3, 2013. The game marked the sixth time that New England scored at least 50 points in a game started by Brady, tying Pro Football Hall of Famer Len Dawson for the most 50-point games by a starting quarterback in NFL history.

Date	Opponent	Score
10/28/07	vs. Washington	52-7
11/18/07	at Buffalo	56-10
10/18/09	vs. Tennessee	59-0
9/30/12	at Buffalo	52-28
11/18/12	vs. Indianapolis	59-24
11/03/13	vs. Pittsburgh	55-31

#### BRADY HAS THROWN TWO 50-YARD PASSES IN THE SAME GAME EIGHT TIMES

Brady has thrown at least two 50-yard passes in the same game eight times in his career. His career best came in 2009 with three 50-yard strikes in one game.

##### BRADY'S GAMES WITH AT LEAST TWO 50-YARD PASSES

###### 10/9/05 @ Atlanta

-55t (3Q) Bethel Johnson  
-51 (1Q) Deion Branch

###### 1/14/06 @ Denver \*AFC Divisional Playoff Round

-73 (4Q) Deion Branch  
-51 (2Q) Andre' Davis

###### 12/31/06 @ Tennessee

-62t (3Q) Reche Caldwell  
-52 (1Q) Corey Dillon

###### 12/9/07 vs. Pittsburgh

-63t (2Q) Randy Moss  
-56t (3Q) Jabar Gaffney >Flea-flicker w/R. Moss

###### 11/15/09 @ Indianapolis

-63t (2Q) Randy Moss  
-55 (1Q) Randy Moss

###### 12/06/09 @ Miami

-58t (1Q) Randy Moss  
-58 (2Q) Wes Welker  
-81t (3Q) Sam Aiken

###### 11/22/12 @ NY Jets

-83t (2Q) Shane Vereen  
-56t (2Q) Julian Edelman

###### 11/03/13 vs. Pittsburgh

-57 (2Q) Danny Amendola  
-81t (4Q) Aaron Dobson





# PATRIOTS OFFENSIVE NOTES

## WR DANNY AMENDOLA

### DANNY AMENDOLA ON WEARING TROY BROWN'S #80 JERSEY

When Danny Amendola joined the Patriots in the 2013 offseason, he was assigned jersey #80, the same number worn by Patriots' Hall of Fame member Troy Brown, who finished his career as the team's all-time leading receiver and is still the team's all-time leading punt returner.

Said Amendola on wearing Brown's jersey #80: "I talked to (Troy Brown) a little bit before I came here. I told him he's one of the greatest ever, and it's an honor to wear No. 80. I'm going to try to represent it the best I can."

## RB BRANDON BOLDEN

### BOLDEN HAD FIRST 100-YARD DAY AND FINISHED WITH AN 8.6-YARD AVG.

RB Brandon Bolden's 8.6-yard average at Buffalo (9/30/12) is tied for the third highest ever in a single game for the Patriots among running backs with at least 15 rushing attempts. Bolden earned the FedEx Ground Player of the Week for his performance.

#### HIGHEST RUSHING AVERAGE/SINGLE GAME (MIN. 15 RUSHING ATTEMPTS)

Player	Average
Curtis Martin	9.6 (17-164 vs. Washington, Oct. 13, 1996)
Tony Collins	9.2 (23-212 vs. N.Y. Jets, Sept. 18, 1983)
Sammy Morris	8.6 (16-138 vs. Denver, Oct. 20, 2008)
Jim Nance	8.6 (17-146 at Houston, Dec. 11, 1966)
<b>Brandon Bolden</b>	<b>8.6 (16-137 at Buffalo, Sept. 30, 2012)</b>
Stevan Ridley	8.5 (15-127 at St. Louis, Oct. 28, 2012)

### FOOTBALL RUNS IN BOLDEN'S FAMILY

Bolden's grandfather, Frank Pitts, played 10 years in the NFL (1965-74) as a receiver for Kansas City, Cleveland and Oakland. He was with Kansas City for two Super Bowls, losing Super Bowl I and winning Super Bowl IV. Said Bolden about his grandfather, "I remember being 6 years old, him popping in a highlight film of Super Bowl I and IV. I've seen that tape at least 500 times."

## OL DAN CONNOLLY

### DAN CONNOLLY HAS THE LONGEST KICKOFF RETURN EVER BY AN OFFENSIVE LINEMAN

Dan Connolly was named AFC Special Teams Player of the Week after he returned a kickoff 71 yards to the 4-yard line in the second quarter of the Patriots win vs. Green Bay on Dec. 19, 2010. According to the Elias Sports Bureau, it is the longest kickoff return by an offensive lineman in NFL history. The run by Connolly topped the 48-yard touchdown return by Atlanta's Mal Snyder in 1969. Previously, the longest kickoff return for a Patriots offensive lineman was a 27-yard return by G Stephen Neal on Nov. 30, 2008 vs. Pittsburgh. Connolly's previous best was a 16-yard return vs. Miami on Nov. 8, 2009.

## WR JULIAN EDELMAN

### JULIAN EDELMAN SET FRANCHISE RECORD WITH A 94-YARD PUNT RETURN FOR A TOUCHDOWN

WR Julian Edelman set a franchise record with a 94-yard punt return for a touchdown in the second quarter vs. Miami (01/02/11). The previous longest punt return was an 89-yard touchdown return by Mike Haynes vs. Buffalo on Nov. 7, 1976. Edelman returned his second career punt for a touchdown vs. Kansas City on Nov. 21, 2011 with a 72-yard return. He was named AFC Special Teams Player of the Week for his performance against Kansas City. He scored his third punt return for a touchdown with a 68-yarder vs. Indianapolis (11/18/12) to tie a franchise record.

[Most Punt Return Touchdowns/Patriots Career](#)

#### 3 Julian Edelman

3 Troy Brown  
3 Irving Fryar  
2 Mike Haynes



### EDELMAN SETS PATRIOTS RECORD FOR BEST PUNT RETURN AVERAGE IN A SEASON

Edelman has the two best punt return averages in a single season in New England history. In 2010, Edelman led the AFC and finished second in the NFL with a 15.3 punt return average. Chicago's Devin Hester led the NFL with a 17.1-yard average.

#### PATRIOTS BEST PUNT RETURN AVERAGE/SEASON (MIN. 15 RETURNS)

PLAYER	PR AVG.	YEAR
Julian Edelman	15.5	2012
Julian Edelman	15.3	2010
Mack Herron	14.8	1974
Troy Brown	14.2	2001





# PATRIOTS OFFENSIVE NOTES

## EDELMAN HAS HIGHEST PUNT RETURN AVERAGE IN TEAM HISTORY; TIED FOR FOURTH HIGHEST IN NFL HISTORY

Edelman has returned 109 punts for 1,332 yards during his career and is first in team history and tied for fourth in NFL history with a 12.2 average.

### HIGHEST PUNT RETURN AVERAGE, PATRIOTS CAREER (20 Returns)

Player	Punt Rt Avg.	Year
<b>Julian Edelman</b>	<b>12.2</b>	<b>2009-14 (109-1,332)</b>
Mack Herron	12.0	1973-75 (74-888)
Carl Garrett	11.3	1969-72 (43-487)
Wes Welker	10.4	2007-12 (114-1,185)

### HIGHEST PUNT RETURN AVERAGE IN THE NFL (75 Returns)

Player	Punt Rt Avg.	Year
George McAfee (Chicago)	12.8 (112-1,431)	(1940-41, 1945-1950)
Jack Christiansen (Detroit)	12.8 (85-1,084)	(1951-58)
Claude Gibson (SD, OAK)	12.6 (110-1,381)	(1961-65)
<b>Julian Edelman (NE)</b>	<b>12.2 (109-1,332)</b>	<b>(2009-present)</b>
Devin Hester (Chicago/Atlanta)	12.2 (265-3,242)	(2006-present)
Bill Dudley (PITT, DEN, WAS)	12.2 (124-1,515)	(1942-53)
Rick Upchurch (DEN)	12.1 (248-3,008)	(1975-83)
Dexter McCluster (KC/Tenn.)	12.0 (80-957)	(2010-present)

## EDELMAN'S SETS ANOTHER TEAM RECORD

Edelman had a 47-yard run in the fourth quarter vs. Indianapolis (11/18/12). It was the longest run from scrimmage for the Patriots in 2012, topping Steven Ridley's 41-yard run against St. Louis in London on Oct. 28. It is the longest run ever by a Patriots receiver, topping Troy Brown's 35-yard run vs. Tampa Bay on Sept. 3, 2000. It was the longest run by a Patriots player since Sammy Morris had a 55-yard run on Dec. 27, 2009 vs. Jacksonville.

## EDELMAN GOES FROM STANDOUT QB TO WR

Edelman began his college football career with a year at the College of San Mateo (Calif.) before transferring to Kent State where as a senior he completed 56 percent of his passes (153 of 275 passes for 1,820 yards) with 13 touchdowns. He was also the leading rusher, gaining 1,551 yards on 215 attempts (an average of 7.5 yards per carry) and scoring 13 touchdowns. His offensive numbers broke Kent State's single-season record for total offense set by Joshua Cribbs in 2003. Said head coach Bill Belichick on the versatility of Edelman: "He played the quarterback position in college at Kent State and all the positions really that he's played in the NFL - covering kicks, returning kicks, slot receiver, outside receiver, slot defender - he didn't do any of those things in college. I think that really speaks to his versatility and how much he's grown as a player and how many things he's learned how to do that he really didn't have much experience with in college. I'd say that's pretty unusual, especially to be as competent in them as he is."

## EDELMAN TAKES HIS FATHER'S ADVICE

If there is one thing Julian Edelman has never lacked, it's athletic ability. A dual-threat quarterback at Kent State and former baseball standout in high school, Edelman once wowed Toronto Blue Jays players with his impressive footwork while fielding ground balls in an appearance at batting practice in 2011.

This natural ability may have been overlooked by NFL scouts, who let him fall to the Patriots in the seventh round of the 2009 NFL Draft. Edelman remains focused on the lessons his father, Frank Edelman, taught him at a young age. "I'm still constantly trying to learn," Edelman told the *Boston Herald*. "My dad always put it in my head, when you're green, you're growing, when you're ripe, you're lost. When you're done learning, you're done."

## EDELMAN BREAKS 1,000-YARD RECEIVING MARK IN 2013

Edelman finished the 2013 season with 1,056 receiving yards to become the 10th Patriots player to register a 1,000-yard season.

### 1,000-YARD RECEIVING SEASONS IN PATRIOTS HISTORY

Player	Yards	Season
Wes Welker	1,569	2011
Randy Moss	1,493	2007
Stanley Morgan	1,491	1986
Wes Welker	1,354	2012
Wes Welker	1,348	2009
Rob Gronkowski	1,327	2011
Randy Moss	1,264	2009
Troy Brown	1,199	2001
Wes Welker	1,175	2007
Ben Coates	1,174	1994
Wes Welker	1,165	2008
Terry Glenn	1,147	1999
Terry Glenn	1,132	1996
<b>Julian Edelman</b>	<b>1,056</b>	<b>2013</b>
Stanley Morgan	1,029	1981
Irving Fryar	1,014	1991
Harold Jackson	1,013	1979
Randy Moss	1,008	2008
Stanley Morgan	1,002	1979

## EDELMAN HITS THE CENTURY MARK

Edelman finished the 2013 season fourth in the NFL with 105 receptions to join Wes Welker (2007-09, 11-12) and Troy Brown (2001) as the only Patriots players to reach 100 receptions in a season. Edelman averaged 6.4 receptions per game in 2013.

### PATRIOTS PLAYERS WITH 100 RECEPTIONS

Player	Receptions	Season
Wes Welker	123	2009
Wes Welker	122	2011
Wes Welker	118	2012
Wes Welker	112	2007
Wes Welker	111	2008
<b>Julian Edelman</b>	<b>105</b>	<b>2013</b>
Troy Brown	101	2001





# PATRIOTS OFFENSIVE NOTES

## TE ROB GRONKOWSKI

### GRONKOWSKI SET NFL RECORD FOR RECEIVING YARDS BY A TIGHT END

Rob Gronkowski finished the 2011 season with 1,327 receiving yards, surpassing San Diego's Kellen Winslow's 1980 record of 1,290 receiving yards for most receiving yards in a season by a tight end.



#### MOST RECEIVING YARDS BY TIGHT END IN THE NFL

Player	Yards	Year
<b>Rob Gronkowski</b>	<b>1,327</b>	<b>2011</b>
Jimmy Graham (NO)	1,310	2011
Kellen Winslow (SD)	1,290	1980
Tony Gonzalez (KC)	1,258	2004
Todd Christensen (Raiders)	1,247	1983
Jimmy Graham (NO)	1,215	2013
Jackie Smith (STL)	1,205	1967
Tony Gonzalez (KC)	1,203	2000
Pete Retzlaff (PHI)	1,190	1965
Ben Coates (NE)	1,174	1994

#### MOST RECEIVING YARDS BY A PATRIOTS TIGHT END

Player	Yards	Year
<b>Rob Gronkowski</b>	<b>1,327</b>	<b>2011</b>
Ben Coates	1,174	1994
Ben Coates	915	1995
Aaron Hernandez	910	2011
Marv Cook	808	1991
Don Hasselbeck	808	1981

#### MOST RECEPTIONS BY A PATRIOTS TIGHT END

Player	Yards	Year
Ben Coates	96	1994
<b>Rob Gronkowski</b>	<b>90</b>	<b>2011</b>
Ben Coates	84	1995
Marv Cook	82	1991
Aaron Hernandez	79	2011

### GRONKOWSKI ENTERS THE 2014 SEASON WITH A STREAK OF 51 STRAIGHT GAMES WITH AT LEAST ONE RECEPTION

Gronkowski has caught at least one pass in all 51 regular season games that he has played in his career. The only game that Gronkowski has played in at the NFL level where he did not have at least one reception was the 2012 AFC Divisional playoff game vs. Houston when he left the game in the first quarter with an injury.

#### LONGEST CURRENT STREAKS OF CONSECUTIVE GAMES WITH A RECEPTION BY TIGHT ENDS

89 Owen Daniels (Houston/Baltimore)

88 Jason Witten (Dallas)

82 Heath Miller (Pittsburgh)

**51 Rob Gronkowski (New England)**

### GRONKOWSKI SET NFL MARK FOR TOUCHDOWNS BY A TIGHT END IN A SEASON

Gronkowski set an NFL record for most touchdowns by a tight end with 18 overall touchdowns in 2011 (17 receiving and 1 rushing). Gronkowski passed the old mark of 13 receiving touchdowns by Vernon Davis (SF in 2009) and Antonio Gates (SD in 2004). In addition to his 17 touchdown receptions, Gronkowski scored on a lateral in the third quarter vs. Indianapolis (12/4/11), credited as his first career rushing play.

#### MOST TOTAL TDs BY A TIGHT END IN A SINGLE NFL SEASON

<b>18</b>	<b>Rob Gronkowski</b>	<b>NE</b>	<b>2011</b>	<b>(17 pass, 1 rush)</b>
16	Jimmy Graham	NO	2013	(16 pass)
13	Vernon Davis	SF	2013	(13 pass)
13	Vernon Davis	SF	2009	(13 pass)
13	Antonio Gates	SD	2004	(13 pass)

#### MOST TD RECEPTIONS BY A TIGHT END IN A SINGLE NFL SEASON

<b>17</b>	<b>Rob Gronkowski</b>	<b>NE</b>	<b>2011</b>
16	Jimmy Graham	SF	2013
13	Vernon Davis	NO	2013
13	Vernon Davis	SF	2009
13	Antonio Gates	SD	2004

### GRONKOWSKI BECAME FIRST PATRIOTS TIGHT END TO RECORD A RUSHING TD

Gronkowski scored a 2-yard touchdown on a lateral from Tom Brady in the third quarter vs. Indianapolis (12/4/11), becoming the first tight end in Patriots history to score a rushing touchdown. Gronkowski is the first NFL tight end to score a rushing touchdown since Tennessee's Bo Scaife had a 31-yard scoring run against Baltimore on Nov. 12, 2006. He is the first tight end since the 1970 merger to have two receiving touchdowns and a rushing touchdown in the same game.

### GRONKOWSKI HAD THREE STRAIGHT 10-TD SEASONS

Gronkowski had three straight 10 touchdown seasons (10 in 2010, 18 in 2011 and 11 in 2012). Gronkowski joins Randy Moss (2007, 2008 and 2009) and Corey Dillon (2004, 2005, 2006) as the only Patriots with three straight 10-plus touchdown seasons and three 10-plus touchdown seasons overall.

#### CONSECUTIVE 10-PLUS TD SEASONS / PATRIOTS HISTORY

**3 Rob Gronkowski - 2010, 2011, 2012**

3 Randy Moss - 2007, 2008, 2009

3 Corey Dillon - 2004, 2005, 2006

2 BenJarvus Green-Ellis - 2010, 2011

2 Curtis Martin - 1995, 1996

#### MOST 10-PLUS TOUCHDOWN SEASONS / PATRIOTS HISTORY

**3 Rob Gronkowski - 2001, 2011, 2012**

3 Randy Moss - 2007, 2008, 2009

3 Corey Dillon - 2004, 2005, 2006

2 BenJarvus Green-Ellis - 2010, 2011

2 Curtis Martin - 1995, 1996

2 Stanley Morgan - 1979, 1986





# PATRIOTS OFFENSIVE NOTES

## GRONKOWSKI IS FIRST TIGHT END WITH THREE STRAIGHT 10-PLUS TOUCHDOWN SEASONS

Gronkowski had 11 touchdowns in 2012 and is the first tight end in NFL history to have three straight 10-plus touchdown seasons.

### CONSECUTIVE 10-PLUS TD SEASON BY A TE/NFL HISTORY

<b>3 Rob Gronkowski</b>	<b>10 in 2010, 18 in 2011, 11 in 2012</b>
2 Antonio Gates	13 in 2004 and 10 in 2005

## GRONKOWSKI REACHED 20 TDS IN FEWEST GAMES AMONG TEs IN NFL HISTORY

Gronkowski reached the 20-touchdown mark in just 26 career games, the fewest games among tight ends in NFL history.

### TEs TO REACH 20 TD REC. IN THE FEWEST GAMES

Player	Team	Games to 20 TD catches
<b>Rob Gronkowski</b>	<b>Patriots</b>	<b>26</b>
Mike Ditka	Chicago	31
Kellen Winslow	San Diego	35
Antonio Gates	San Diego	37

## GRONKOWSKI IS SECOND ON PATRIOTS LIST FOR TOUCHDOWNS BY A TIGHT END

### MOST RECEIVING TOUCHDOWNS BY A PATRIOTS TIGHT END

Player	TD	Years
Ben Coates	50	1991-99
<b>Rob Gronkowski</b>	<b>43</b>	<b>2010-Present</b>
Russ Francis	28	1975-80, 87-88
Ben Watson	20	2004-09

## MOST TD CATCHES BY A PATS TIGHT END

### MOST TD CATCHES IN A SEASON BY A PATRIOTS TE

Player	Year	Rec	Yds	Avg	Lg	TD
<b>Rob Gronkowski</b>	<b>2011</b>	<b>90</b>	<b>1327</b>	<b>14.7</b>	<b>52t</b>	<b>17</b>
<b>Rob Gronkowski</b>	<b>2010</b>	<b>42</b>	<b>546</b>	<b>13</b>	<b>28</b>	<b>10</b>
Ben Coates	1996	62	682	11	84t	9

Gronkowski finished the 2011 season with 90 receptions, posting the 13th season with 90 or more receptions by a tight end. New Orleans' Jimmy Graham (99) also eclipsed the 90-reception plateau in 2011.

## GRONKOWSKI'S 18 OVERALL TDS ARE SECOND MOST BY A PATRIOT IN A SEASON

Gronkowski finished the 2011 season with 18 overall touchdowns (17 receiving, 1 rushing). His 18 overall touchdowns passed Curtis Martin (17 overall in 1996) for the second highest single-season total in Patriots history.

### PATRIOTS RECORD BOOK / MOST TOUCHDOWNS IN A SEASON

Player	Season	TDs
Randy Moss	2007	23
<b>Rob Gronkowski</b>	<b>2011</b>	<b>18</b>
Curtis Martin	1996	17

## SECOND IN NFL HISTORY TO RUSH FOR A TD, CATCH A TD, RECORD A TACKLE AND RETURN A KICKOFF IN THE SAME SEASON

In 2011, Gronkowski became the second tight end in NFL history to rush for a touchdown, catch a touchdown, record a tackle and return a kickoff in the same season. Bo Scaife was the first to accomplish the feat in 2006 with Tennessee.

## GRONKOWSKI IS THE FASTEST TIGHT END TO 40 TOUCHDOWNS

Gronkowski scored his 40th touchdown reception on a 9-yard pass from Tom Brady at Carolina on Nov. 18, 2013 in his 47th NFL game. He is the fastest tight end to reach 40 touchdowns.

### FASTEST TO 40 TOUCHDOWNS RECEIVING/ TIGHT END

Player	Games to 40 touchdown receptions
<b>Rob Gronkowski (NE)</b>	<b>47 Games</b>
Jimmy Graham (NO)	61 Games
Antonio Gates (SD)	71 Games
Jerry Smith (WAS)	76 Games
Kellen Winslow SR. (SD)	92 Games
Dallas Clark (IND)	96 Games
Tony Gonzalez (KC)	101 Games

## GRONKOWSKI: NFL TIGHT END RECORD OF SEVEN GAMES OF TWO OR MORE TDS IN 2011

Gronkowski's seven games with two or more touchdowns in 2011 are an NFL record for a tight end. Antonio Gates (San Diego in 2004) and Jerry Smith (Washington in 1967) each had four two-touchdown games. Gronkowski has 12 such games in his NFL career.

### MOST GAMES WITH 2+ TD RECEPTIONS/ SEASON

8	Randy Moss (Patriots)	2007
<b>7</b>	<b>Rob Gronkowski (Patriots)</b>	<b>2011</b>
7	Cris Carter (Minnesota)	1995
7	Jerry Rice (San Francisco)	1987

## GRONKOWSKI IS SECOND SINCE 2010 WITH 43 TOUCHDOWN RECEPTIONS

Gronkowski's 43 touchdown receptions since the start of the 2010 season are second behind Calvin Johnson's 457. Gronkowski's 44 overall touchdowns are sixth, behind Adrian Peterson (50), Arian Foster (49), Marshawn Lynch (47), Calvin Johnson (47) and LeSean McCoy (45).

### MOST TOUCHDOWNS RECEPTIONS BY A TIGHT END SINCE 2010

Player	Touchdowns
<b>Rob Gronkowski</b>	<b>43</b>
Jimmy Graham	41
Vernon Davis	33
Tony Gonzalez	29
Antonio Gates	28
Jason Witten	25

### MOST TOUCHDOWN RECEPTIONS SINCE 2010

Player	Touchdowns
Calvin Johnson	47
<b>Rob Gronkowski</b>	<b>43</b>
Jimmy Graham	41
Dez Bryant	36





# PATRIOTS OFFENSIVE NOTES

## GRONKOWSKI HAS 12 CAREER 100-YARD GAMES

Gronkowski registered his 12th career-100-yard game in Week 13 at Houston last season, compiling 127 yards on six receptions. He has the team mark for the most 100-yard games by a tight end.

### MOST 100-YARD GAMES BY A PATRIOTS TIGHT END

Player	100-Yard Games
<b>Rob Gronkowski</b>	<b>12</b>
Ben Coates	9

## ALL IN THE FAMILY

Gronkowski grew up playing football against his brothers in the backyard. Two of his brothers have NFL playing experience. Dan Gronkowski, finished the 2011 season with Cleveland after spending part of the season with the Patriots. He also spent time with Detroit (2009) and Denver (2010). Chris was with San Diego in 2013 after spending 2012 with Denver, 2010 with Dallas and 2011 with Indianapolis. The Gronkowskis are among 23 different sets of three brothers to have played in the NFL and join nine other families with at least three brothers in the NFL playing at the same time.

Family	Brothers	Yr. in NFL at Same Time
<b>Gronkowski</b>	<b>Rob, Dan, Chris</b>	<b>2010-2011</b>
Baldinger	Brian, Gary, Rich	1986-88, 90-92
Browner	Joey, Keith, Ross	1984-87
Olsen	Merlin, Phil, Orrin	1976
Saul	Rich, Bill, Ron	1970
Richardson	Gloster, Tom, Willie	1969
Rooney	Bill, Cobb, Joe	1924-27
Kinderdine	Hobby, Shine, Walt	1924
Nesser	Al, Frank, Fred, John, Phil, Ted	1921

## IN GOOD COMPANY

In 2011, Rob Gronkowski joined Dallas Clark, Jimmy Graham, Tony Gonzalez and Todd Christiansen, as the only tight ends in NFL history with 90-plus receptions, 1,000-plus yards and 10-plus touchdown receptions in a single season.

### TIGHT ENDS WITH 90-PLUS RECEPTIONS, 1000-PLUS YARDS AND 10-PLUS TOUCHDOWNS IN A SEASON

Player	Rec.	Yards	TDs	Year
<b>Rob Gronkowski (NE)</b>	<b>90</b>	<b>1,327</b>	<b>17</b>	<b>2011</b>
Jimmy Graham (NO)	99	1,310	11	2011
Dallas Clark (IND)	100	1,106	10	2009
Tony Gonzalez (KC)	96	1,058	10	2008
Todd Christensen (LAR)	92	1,247	12	1983

## GRONKOWSKI PAST GINO CAPPELLETTI FOR FOURTH ALL-TIME ON PATS TD RECEPTION LIST

Gronkowski's 6-yard touchdown in the second quarter at Miami on Sept. 7, 2014 was his 43rd career touchdown reception. He moved out of a tie with Gino Cappelletti (42) for the fourth-most touchdown receptions in team history.

### MOST PATRIOTS TOUCHDOWN RECEPTIONS/CAREER

67	Stanley Morgan
50	Ben Coates
	Randy Moss
<b>43</b>	<b>Rob Gronkowski</b>
42	Gino Cappelletti
39	Jim Colclough
38	Irving Fryar



## RIDLEY QUALIFIES FOR ALL-TIME TEAM IN RUSHING AVERAGE

Ridley has 563 rushing attempts for 2,498 yards for a 4.43-yard average to qualify for the team lead in rushing average.

### HIGHEST AVERAGE RUSHING GAIN (CAREER) (450 ATTEMPTS)

Player	Average
<b>Stevan Ridley</b>	<b>4.43, 2011-2014 (563-2,498)</b>
Corey Dillon	4.22, 2004-06 (753-3,180)
Craig James	4.22, 1984-88 (585-2,469)
Kevin Faulk	4.17, 1999-11 (864-3,607)
Laurence Maroney	4.17, 2006-09 (582-2,430)

## NOSE FOR THE END ZONE

Since 2012, Stevan Ridley ranks fourth in the NFL and leads the AFC with 19 rushing touchdowns.

### MOST RUSHING TOUCHDOWNS SINCE 2012

Player	Team	Rushing Touchdowns
Marshawn Lynch	Seattle	25
Adrian Peterson	Minnesota	22
Alfred Morris	Washington	20
<b>Stevan Ridley</b>	<b>New England</b>	<b>19</b>

## STEVAN RIDLEY OVER 1,000 YARDS RUSHING IN 2012

Stevan Ridley reached 1,000 yards in 2012 to give New England its 15th 1,000-yard rushing season. He is the 12th Patriots player to reach 1,000 yards and his 1,263 yards was the fourth-most in franchise history.

### PATRIOTS WITH 1,000 YARDS RUSHING IN A SEASON

Player	Yards	Year
<b>Stevan Ridley</b>	<b>1,263</b>	<b>2012</b>
BenJarvus Green-Ellis	1,008	2010
Corey Dillon	1,635	2004
Antowain Smith	1,157	2001
Robert Edwards	1,115	1998
Curtis Martin	1,160	1997
Curtis Martin	1,152	1996
Curtis Martin	1,487	1995
Leonard Russell	1,088	1993
John Stephens	1,168	1988
Craig James	1,227	1985
Tony Collins	1,049	1983
Sam Cunningham	1,015	1977
Jim Nance	1,216	1967
Jim Nance	1,458	1966

## SLATER ON BILL BELICHICK

"Guys have really bought into what we're trying to do here and believing in the goals that we've set to accomplish. We try not to acknowledge all the noise and hype surrounding ballgames. We prepare ourselves to have success by the way we work day-in and day-out on the field and in the meeting room, but it definitely starts with our leadership on this team."





# PATRIOTS OFFENSIVE NOTES

## WR MATTHEW SLATER

### MATTHEW SLATER: LIKE FATHER LIKE SON

Matthew Slater is one of 10 sons of Hall of Fame members to be drafted in NFL history.

**HALL OF FAME FATHERS WITH SONS DRAFTED IN THE NFL**

**Jackie Slater (class of 2001) – son, Matthew Slater (NE)**

Bobby Bell (class of 1983) – son, Bobby Bell (NYJ)

Tony Dorsett (class of 1994) – son, Anthony Dorsett (HOU)

Bob Griese (class of 1990) – son, Brian Griese (DEN)

Russ Grimm (class of 2010) – son, Cody Grimm (TB)

Howie Long (class of 2000) – son, Chris Long (STL)

son, Kyle Long (CHI)

Bruce Matthews (class of 2007) – son, Jake Matthews (ATL)

Don Shula (class of 1997) – son, Mike Shula (TB)

Kellen Winslow (class of 1995) – son, Kellen Winslow (CLE)

### FATHER AND SON COMBINE FOR 10 PRO BOWLS

Matthew Slater was voted to his third straight Pro Bowl in 2013. His father, Jackie Slater, went to seven Pro Bowls. The Slater family's 10 combined Pro Bowls are the second most among father-son contingents to have been voted to at least one Pro Bowl each.

#### MOST FATHER AND SON PRO BOWL SELECTIONS

Players	Pro Bowls
Archie (2), Peyton (13) and Eli Manning (3)	18
<b>Jackie (7) and Matthew Slater (3)</b>	<b>10</b>

### SLATER EMERGED AS A THREE-TIME PRO BOWLER ON SPECIAL TEAMS

Bill Belichick acknowledged Matthew Slater's role as a gunner on special teams: "Matt is one of the best in the league," Belichick said. "Any time the punt return team has to double somebody, that makes it one less guy they can use somewhere else in the return. He almost always draws two guys out there unless they're in an eight-man rush. Most of the time, there's two guys out there — fourth-and-short, where they're trying to protect the box — but he draws a lot of double teams, and deservedly so. He does an outstanding job of covering punts."

### SLATER NAMED CAPTAIN FOR THE FOURTH STRAIGHT SEASON

Patriots wide receiver Matthew Slater has been named to three straight Pro Bowls (2011-13) for his special teams work, but perhaps more revealing of his value to New England is the fact that he has been elected a captain by his teammates for the fourth straight season in 2014.

The special teams ace was willing to share his advice on being a great captain with high school football players in a story published by *The Boston Globe*. "I think first and foremost, you have to be able to put others before yourself. Being a captain and leadership is about serving, and to me, that means a great deal of sacrifice — putting aside personal agendas for the greater common goal. Leadership is equated with sacrifice. I think you have to be willing to do whatever it takes for the unit to succeed. I think you need to lead by example. A lot of times, it's about what you do, not what you say."

## T NATE SOLDER

### 2011 FIRST ROUND PICK NATE SOLDER

It only took a day for Nate Solder to decide to change from his lifelong position of tight end to tackle after playing his freshman year at Colorado as a tight end. "My coaches came to me and said, 'You'd be an all right tight end, but you'd be an even better tackle,'" he told the *Boston Globe*. "I've always wanted to be great, so that's why I moved to tackle."

He added over 30 pounds after his redshirt freshman season and was named the team's starting left tackle. He played in 2,540 of 2,542 offensive plays over the next three seasons at Colorado and became an immediate contributor on the Patriots offensive line at right tackle as a rookie before moving to left tackle.

## WR KENBRELL THOMPKINS

### JUDGE KEEPS AUTOGRAPHED PICTURE OF KENBRELL THOMPKINS ON HIS DESK

Florida judge Dennis Murphy will never forget Kenbrell Thompson. This is especially true now, as Murphy keeps an autographed picture of Thompson on his desk from Thompson's playing days at El Camino Community College. The picture was a gift from Thompson, who has Murphy to thank for granting him special probation conditions after a drug charge in 2007 that allowed Thompson to leave his crime-riddled neighborhood in Miami, Fla. and attend El Camino. "I'm a firm believer in giving youth a chance to try and turn it around," Murphy told the *Boston Globe*.

After being arrested seven times between the ages of 15 and 18, Thompson excelled at El Camino and went on to play at the University of Cincinnati en route to fulfilling his NFL dream. Thompson earned his degree from Cincinnati in criminal justice.

## RB SHANE VEREEN

### RB SHANE VEREEN SETS TEAM RECORD FOR RECEPTIONS AND RECEIVING YARDS BY A RUNNING BACK

Shane Vereen had 12 receptions for 153 yards vs. Cleveland on Dec. 8, 2013, setting a single-game franchise record for most receptions and most receiving yards by a running back.

#### MOST RECEIVING YARDS BY A PATRIOTS RUNNING BACK/SINGLE GAME

Player	Game	Yards
<b>Shane Vereen</b>	<b>vs. Cleveland (12/08/13)</b>	<b>153</b>
Dick Christy	vs. Oakland (11/04/60)	124
Joe Johnson	vs. Houston (11/25/60)	123

#### MOST RECEPTIONS BY A PATRIOTS RUNNING BACK/ SINGLE GAME

Player	Game	Rec.
<b>Shane Vereen</b>	<b>vs. Cleveland (12/08/13)</b>	<b>12</b>
Kevin Faulk	vs. Tampa Bay (09/03/00)	11
Leroy Thompson	vs. Minnesota (11/13/94)	11
Tony Collins	vs. Philadelphia (11/29/87)	11





# PATRIOTS DEFENSIVE NOTES

## VEREEN IS FOURTH NFL RUNNING BACK TO POST 150 YARDS RECEIVING IN A SINGLE GAME IN THE LAST 10 SEASONS

Player	Team	Yards
Brain Westbrook (2004)	Philadelphia	156
Jahvid Best (2010)	Detroit	154
<b>Shane Vereen (2013)</b>	<b>Patriots</b>	<b>153</b>
Matt Forte (2010)	Chicago	151



## RYAN WENDELL LEADS THE NFL IN PLAY SNAPS IN 2012

Ryan Wendell played a league-high 1,249 snaps in 2012 and it helped earn him a spot on the USA Today All-Joe team. Said Wendell: "I think first it says a lot about the organization, our training staff and our strength training coaches, that they do everything they can all season and all off-season and during the spring to keep us healthy throughout the whole season. I think it says more about them than it does about me individually."



## WHAT IS IN A NUMBER?

When Arrington was first making the transition from Hofstra to the NFL in 2008, he was assigned jersey No. 42. At that point in his career, he was cut by both the Eagles and Buccaneers. When Arrington first arrived in New England as a practice squad player in 2009, he initially donned No. 27. But when No. 24 became available, a result of Jonathan Wilhite leaving in free agency after the 2010 season, Arrington pounced on it.

The reason is that it reflects how he's flipped his NFL fortunes - from a No. 42 struggling to hang on to a No. 24 who has carved out a role on a winning team. Arrington moved from 24 to 25 in an agreement with Adrian Wilson in 2013 to accommodate the veteran's desire to keep the same jersey he had worn during his 12-year NFL career.



## JAMIE COLLINS' JOURNEY

The road to the NFL has been anything but easy for linebacker and 2013 second-round draft pick Jamie Collins. The youngest of five siblings growing up in Meadville, Miss., Collins lost both of his parents when he was six years old and was raised by one of his sisters, who was in her mid 20s.

Collins turned to football as an outlet to help him through the tough times. "It means a lot. It's my living," Collins told the *Boston Herald*. "It kept me on track." Collins' resiliency in dealing with adversity has made a lasting impact on fellow Mississippi native Stevan Ridley, who grew up 30 miles west of Meadville in Natchez, Miss., and got to know Collins through a family friend. "What I've known about him, he really has been a strong person," Ridley told the Herald. "Anybody that's gone through the thing that he's gone through and can still find a way to be successful on the football field, you have to be mentally tough. That's what he's kind of done as a teammate here. He's come in here and accepted his role and did a pretty good job as a rookie."



## HIGHTOWER WEARS TEDY BRUSCHI'S JERSEY #54

As a first round draft pick, Dont'a Hightower is used to high expectations. Hightower went to training camp with jersey #45 but was switched to jersey #54 prior to the start of his rookie year in 2012. Former LB Tedy Bruschi wore #54 for 13 seasons.

Hightower understands the importance of the number and hopes to live up to its legacy. "I definitely feel honored to be able to wear this number," Hightower said. "I've read that Tedy didn't want it to be retired and he hoped another linebacker would come in and be able to wear this number and be able to play as well. I feel honored. Tedy was a great player, and he means a lot to this organization. I'm definitely proud to be able to wear this number."



## CHANDLER JONES FOLLOWS IN BROTHERS' FOOTSTEPS

Chandler Jones has two brothers, Arthur, a fifth-round NFL Draft selection by the Baltimore Ravens in 2010 (currently with the Indianapolis Colts), who was a Syracuse defensive tackle, and Jon "Bones" Jones, a UFC fighter and the reigning Lightweight Champion.



## JONES PILED UP SACKS IN 2013

Jones had three two-sack games in 2013 with two vs. Pittsburgh on Nov. 3 and two in both 2013 meetings against the New York Jets. He finished the 2013 season with 11½ sacks on the year. The Patriots have now had a player finish with 10 or more sacks in a season 15 times in team history.

### PATRIOTS 10-PLUS SACK SEASONS

Sacks	Player	Year
12.0	Tony McGee	1977
10.0	Bobby Hamilton	1977
11.5	Tony McGee	1978
10.5	Tony McGee	1979
18.5	Andre Tippett	1984
16.5	Andre Tippett	1985
10.0	Garin Veris	1985
11.0	Garin Veris	1986
12.5	Andre Tippett	1987
11.0	Willie McGinest	1995
12.5	Mike Vrabel	2007
10.0	Tully Banta-Cain	2009
10.0	Mark Anderson	2011
10.0	Andre Carter	2011
<b>11.5</b>	<b>Chandler Jones</b>	<b>2013</b>





# PATRIOTS DEFENSIVE NOTES

## RACKING UP SACKS

Chandler Jones reached a single-season high in 2013 11½ with sacks. He had six sacks as a rookie in 2012.

### MOST SACKS IN THE FIRST TWO SEASONS/PATRIOTS HISTORY

Player	Seasons	Sacks
Garin Veris	1985-86	21.0 (10.0, 11.0)
Chris Slade	1993-94	18.5 (9.0, 9.5)
<b>Chandler Jones</b>	<b>2012-13</b>	<b>17.5 (6.0, 11.5)</b>
Willie McGinest	1994-95	15.5 (4.5, 11)



## MAYO A TACKLING MACHINE

Jerod Mayo had his fifth straight 100-tackle season and his second season with over 180 total tackles after finishing the season with 184 tackles in 2012, the fifth-highest single season tackle total in franchise history. Mayo's 184 tackles are second to the 193 he had in 2010. Mayo registered at least 10 tackles in 10 games, including a season-high of 20 vs. the New York Jets (10/28/12). He matched his career-best with 10 games with 10 tackles. In 2010 he also had 10 games with 10 or more tackles.



### PATRIOTS SINGLE SEASON TACKLE LEADERS ALL-TIME

Year	Player	Tackles
1983	LB Clayton Weishuhn	229
1984	LB Steve Nelson	207
<b>2010</b>	<b>LB Jerod Mayo</b>	<b>193</b>
1980	LB Steve Nelson	186
<b>2012</b>	<b>LB Jerod Mayo</b>	<b>184</b>

## MAYO TIES TEAM MARK

Jerod Mayo has led the Patriots in tackles for five straight seasons (2008-12), joining Vincent Brown and Steve Nelson as the only Patriots players to lead the team in tackles for five straight seasons.

### Most years Leading the Patriots in Tackles

**5 Jerod Mayo (2008, 2009, 2010, 2011, 2012)**  
5 Vincent Brown (1991, 1992, 1993, 1994, 1995)  
5 Steve Nelson (1979, 1980, 1982, 1984, 1985)

## YOUNG LEADER

Jerod Mayo learned knowledge and discipline are the keys to success while spending afternoons with his three brothers under the supervision of their grandfather, Walter Johnson, a retired Air Force veteran of 30 years. While Mayo's mother worked two jobs, Johnson taught the boys discipline, responsibility and the value of life. Those lessons helped Mayo develop a work ethic and demeanor that has earned him the nickname of "Old Soul" from his teammates. His leadership skills and talent helped him become only the second Patriot to be named AFC Rookie of the Year, earning that title in 2008 to join Michael Haynes (1976).

## MAYO ON WHY THE PATRIOTS HAVE SUCCESS

Mayo, who serves as a defensive co-captain for New England, says the team's continued success is a result of the entire organization working towards one common goal.

"If you want to be a good football team, you'll never be stuck in rush-hour traffic," says Mayo. "You are the first one here and the last one to leave. I think guys really buy into that, guys that come from other teams, I think they follow the lead of the bulk of this team."

## JONES NAMED AFC DEFENSIVE PLAYER OF THE MONTH FOR NOVEMBER IN 2013

Jones was named AFC Defensive Player of the Month for November in 2013 by the National Football League. It is the first time in his career that he has received the honor. Jones registered 16 total tackles and four sacks in the team's three November games to push his season total to 10 ½ sacks. The Patriots have now had a player finish with 10 or more sacks in a season 15 times. Jones has 17 ½ sacks (6 in 2012 and 11 ½ in 2013) in his first two NFL seasons, which ranks third in team history for most sacks in a player's first two seasons. Garin Veris had 21 and Chris Slade had 18 ½. Jones is the first Patriots player to earn an AFC Defensive Player of the Month honor since S Eugene Wilson was named AFC Defensive Player of the Month for September in 2004.



## THIRD TEAM IS A CHARM

Chris Jones had an early introduction to failure in the NFL. Taken behind 37 other defensive linemen in the 2013 NFL Draft, the defensive tackle was cut by two teams over a span of just 11 days. After selecting him in the sixth round with the 198th overall pick, the Houston Texans cut Jones on Aug. 31. Jones signed with the Tampa Bay Buccaneers on Sept. 1, but lasted only 10 days, as the Buccaneers released him on Sept. 10. Rather than be deterred by these early disappointments, however, Jones maintained a positive outlook when he signed with the Patriots on Sept. 11, and it has paid off in a big way. Thrust into a starting role after key injuries to the defensive line, Jones finished his rookie season with six sacks. Jones' sudden success may have come as a surprise to some, but not to Dave Clawson, Jones' college coach at Bowling Green. Jones was part of Clawson's first recruiting class and blossomed into an All-American and two-time captain for the Falcons. "It's hard to talk about Chris without getting a little bit emotional," Clawson told the *Boston Herald*, "because he was that special of a player and person in our program."





# PATRIOTS DEFENSIVE NOTES



## DOUBLE TROUBLE: DB DEVIN McCOURTY

After being selected by the Patriots in the first round of the 2010 NFL Draft, DB Devin McCourty became part of a select group in league history. McCourty's identical twin brother, Jason, is a cornerback with Tennessee, selected in the sixth round of the 2009 NFL Draft. The two are the 12th set of twins to play in the NFL. Devin redshirted for the 2005 season and therefore was a year behind his brother in eligibility. McCourty is the second twin to suit up for the Patriots, after CB Kato Serwanga was a member of the team from 1998-2000. His twin brother, Wasswa, played for San Francisco and Minnesota from 1999-2001. According to McCourty's mother, the two can only be told apart by tiny scars on their faces left by chickenpox. The McCourty twins are one of two active sets of twins playing in the NFL.

[Current Twins Playing in the NFL](#)

**Devin (NE) and Jason McCourty (TEN)**

Maurkice (PIT) and Mike Pouncey (MIA)

## McCOURTY POSTS SECOND-LONGEST KICKOFF RETURN IN FRANCHISE HISTORY

Devin McCourty had a 104-yard kickoff return for a touchdown in the first quarter vs. the Jets (10/21/12), the second longest kickoff return in team history. Ellis Hobbs has the longest in team history with a 108-yard return for a touchdown at the New York Jets on Sept. 9, 2007. McCourty was named AFC Special Teams Player of the Week for his performance.

[Longest Kickoff return in Patriots History](#)

Ellis Hobbs	108TD at New York Jets (09-09-07)
<b>Devin McCourty</b>	<b>104TD vs. New York Jets (10-21-12)</b>

## IN GOOD COMPANY

Devin McCourty earned Associated Press All-Pro Second Team honors at safety for his performance in 2013. He also earned Second Team All-Pro Honors as a rookie in 2010 when he played cornerback. McCourty joins Pro Football Hall of Famers Rod Woodson and Ronnie Lott as the only NFL players to earn All-Pro honors at both safety and cornerback.



## NINKOVICH LEADS NFL OVER LAST FOUR SEASONS WITH 11 FUMBLE RECOVERIES

Ninkovich has more opponent fumble recoveries (11) over the last five seasons (2010-2014) than any other NFL player. Chicago's Brian Urlacher (retired) and Vince Wilfork are second during that time with seven opponent fumble recoveries.



## NINKOVICH: WHERE DID HE COME FROM?

Rob Ninkovich's journey to the Patriots was not easy. He entered the league as a fifth-round pick by the Saints in 2006 and was waived four times by New Orleans and Miami before landing in New England on Aug. 2, 2009. He spent the 2009 offseason trying to make the New Orleans team as a long snapper. Before coming to the Patriots, he had appeared in just eight games over three seasons. He doubled that total in his first year in New England, appearing in 15 games in 2009 and his role on the team has grown since, earning a starting role at linebacker in 2010 and 2011 before moving to a starting role on the defensive line in 2011.

## NINKOVICH TIED CAREER-HIGH IN SACKS IN 2013

Ninkovich tied a career-high with 8.0 sacks in 2013. He also had 8.0 sacks in 2012. Ninkovich is the first Patriots player with back-to-back seasons with at least eight sacks since Willie McGinest in 1995 (11) and 1996 (9.5). He is the only player to accomplish the feat during Belichick's tenure as head coach in New England.

## NINKOVICH SCORED AS A TE IN COLLEGE

Ninkovich played some at tight end in college at Purdue and caught two touchdown passes with a 2-yard touchdown pass from Buffalo QB Kyle Orton and a 1-yard touchdown pass from New York Giants and Indianapolis QB Curtis Painter.





# PATRIOTS DEFENSIVE NOTES

## CB DARRELLE REVIS

### REVIS' HOMETOWN PATRIOTS CONNECTION

Revis and former Patriots CB Ty Law are close friends, having both grown up in Aliquippa, Pa.,. Revis considers Law a close family friend. He sees Law as somewhat of an adviser.

"Ty has been a mentor through my whole life. He's a very close friend to my family. I talk to Ty all the time – about life and football. I'm just happy he's on my side and I can bounce questions off of him and ask him certain things because he has a lot of experience. Ty's always there in my corner to help me whether it's football or life. I thank Ty for that."

### GAME CHANGER

Darrelle Revis has 21 career regular-season interceptions - four of which have either sealed a win or led to a game-winning score.

#### GAME SAVING INTERCEPTIONS

**9/7/08 at Miami W 20-14**

The Dolphins were driving deep into Jets territory late in the fourth quarter when Revis intercepted Miami QB Chad Pennington in the end zone with :10 left to secure the win.

**12/3/09 at Buffalo W 19-13**

The Bills had possession down by six points with 2:32 left when Revis picked off Bills QB Ryan Fitzpatrick on a deep pass intended for WR Terrell Owens. New York ran out the clock with four kneel downs.

**9/11/11 Dallas W 27-24**

With the score tied at 24 with under one minute in the fourth quarter, Revis intercepted a Tony Romo pass intended for Dez Bryant and returned the pick 20 yards into Dallas territory to set up the game-winning field goal.

**11/11/13 vs. Miami W 22-19**

With 1:44 remaining, Dolphins QB Ryan Tannehill threw a deep pass intended for WR Mike Wallace that was picked off by Revis in Buccaneers territory. Tampa Bay took possession and ran out the clock for the victory.

## DB LOGAN RYAN AND DB DURON HARMON

### CLASSMATES LOGAN RYAN AND DURON HARMON REUNITE IN NEW ENGLAND

Defensive backs Logan Ryan and Duron Harmon are used to learning a new system together. Ryan and Harmon began their college football careers together as members of the same recruiting class at Rutgers University and developed a close friendship during their four years in Piscataway, N.J. As fate would have it, Ryan and Harmon would begin their NFL journeys together as well when the Patriots selected the two defensive backs just eight picks apart in the third round of the 2013 NFL Draft. Reunited once again, the former Scarlet Knights are excited and eager to make their mark, just as they did at Rutgers. "We talked before the draft and said how good it would be to play on the same team again, and for it to happen again, it's exciting and it's a blessing," Harmon told the *Boston Globe*. "It's great [we're contributing], because at the end of the day you want to play, and to contribute to a team like this, it's fun."

### RYAN RETURNS FIRST PICK FOR A TOUCHDOWN

Ryan returned his first NFL interception 79 yards for a touchdown in the first quarter at the New York Jets on Oct. 20, 2013. The last Patriots player to return their first career interception for a touchdown was Kyle Arrington in 2010 against the Green Bay Packers, when he took back a Matt Flynn pass 36 yards for a touchdown. The last rookie Patriots player to return their first career interception for a touchdown was James Sanders in 2005:

#### PATRIOTS PLAYERS TO RETURN THEIR FIRST CAREER INT FOR A TD

Season	Player	INT TD Yds
<b>2013</b>	<b>Logan Ryan</b>	<b>79</b>
2010	Gary Guyton	59
2010	Kyle Arrington	36
2005	James Sanders	39
2003	Asante Samuel	55
1999	Andy Katzenmoyer	59
1996	Willie McGinest	46
1992	Chris Singleton	82
1967	John Charles	35
1963	Jim Hunt	78
1961	Don Webb	27

### RYAN RETURNS... TO SCHOOL

When Logan Ryan decided to leave Rutgers and enter the NFL Draft after his redshirt junior season in 2012, he made a promise to his parents that after his rookie year, he would return to school and earn his degree.

Ryan kept his promise and graduated in the spring of 2014 with a degree in labor relations and a minor in psychology.

"I committed to Rutgers, not only as a football player, but as a student, so I was going to make sure I finished that end too," Ryan told NJ.com.

"It's a big accomplishment in my life. I held my word to my parents and stuck with it and I'm fortunate. It took a lot of work, but I was able to go back and finish and walk in graduation."





# PATRIOTS DEFENSIVE NOTES

## RYAN'S FIRST NFL SACK RESULTS IN A FORCED FUMBLE

Ryan forced a fumble on his first NFL sack vs. Miami on Oct. 27, 2013, a week after returning his first career interception for a touchdown. Ryan strip-sacked Ryan Tannehill, forcing a fumble on a 10-yard sack that was recovered by Rob Ninkovich to give the Patriots possession at the Dolphins' 13-yard line in the third quarter. The play set up a 3-play, 13-yard drive that ended in Brandon Bolden's 2-yard touchdown run that tied the game at 17 in the third quarter. The play marked the second time in as many weeks that a Ryan turnover led to Patriots points. The previous week against the New York Jets, Ryan scored on a 79-yard interception return for a touchdown.



## JOE VELLANO IS ONE OF FOUR FATHER-SON DUOS TO BE NAMED ALL-AMERICANS AT THE SAME DIVISION I SCHOOL

Joe Vellano and his father, Paul, are one of only four father-son duos to be named All-Americans at the same Division I school. Paul Vellano was drafted in the 14th round of the 1974 NFL Draft by the Chicago Bears and played in the World League in 1974 and 1975 for the Florida Blazers in 1974 and then with the San Antonio Wings in 1975 when the franchise relocated there.

<u>Father/Son Duo</u>	<u>School</u>
<b>Paul and Joe Vellano</b>	<b>Maryland</b>
Eli and Archie Manning	Mississippi
Kevin and Drew Butler	Georgia
Lee and Travis McGriff	Florida



## WILFORK: REASONS FOR TEAM SUCCESS

Patriots Pro Bowl DL Vince Wilfork, who has served as a defensive captain for the Patriots for seven straight seasons, says the team's continued success is a result of the entire organization working towards one common goal: "The Patriots are all about team, family and smart football players. They try to get good people here from coaches to guys who work in the front office to guys who put on this uniform. I think everybody has to have one goal in mind, and that's to be together. When you get an organization together that is seeking one goal, you can be pretty successful."







# PATRIOTS SPECIAL TEAMS NOTES

## K STEPHEN GOSTKOWSKI

### GOSTKOWSKI LED NFL IN 2013 WITH 158 POINTS

Stephen Gostkowski finished first in the NFL in 2013 with 158 total points, a single-season career-high and a Patriots team record. His previous best was 153 points in 2012. Gostkowski surpassed the 155 total points scored by Gino Cappelletti in 1964.

**Patriots Record for Most Points in a Season**

**158 Stephen Gostkowski, 2013**

155 Gino Cappelletti, 1964 (includes 7 TDs)

**153 Stephen Gostkowski, 2012**

**148 Stephen Gostkowski, 2008**

147 Gino Cappelletti, 1961

**143 Stephen Gostkowski, 2011**

**NFL Record for Most Points by a Kicker**

166 David Akers (San Francisco) in 2011

164 Gary Anderson (Minnesota) in 1998

163 Jeff Wilkins (St. Louis) in 2003

161 Mark Moseley (Washington) in 1983

**158 Stephen Gostkowski (New England) in 2013**

157 Mike Vanderjagt (Indianapolis) in 2003

**153 Stephen Gostkowski (New England) in 2012**



### GOSTKOWSKI IS ONE OF JUST SIX PLAYERS TO LEAD LEAGUE IN SCORING FOR AT LEAST THREE SEASONS

Gostkowski led the NFL with 158 total points in 2013. Gostkowski led the NFL in scoring in 2008 with 148 points and in 2012 with 153 points and with his NFL-leading 158 points in 2013 he is one of six players to lead the NFL in scoring for at least three seasons.

**NFL Record for Most Seasons Leading the League in Scoring**

5 Don Hutson Green Bay (1940-44)

5 Gino Cappelletti Patriots (1961, 1963-66)

**3 Stephen Gostkowski (2008, 2012, 2013)**

3 Earl Clark, Portsmouth (1932), Detroit (1935-36)

3 Pat Harder, Chicago Cardinals (1947-49)

3 Paul Hornung, Green Bay (1959-61)

### GOSTKOWSKI BREAKS HIS OWN TEAM RECORD FOR MOST FIELD GOALS IN A SEASON IN 2013

Gostkowski tied for the NFL lead with Baltimore's Justin Tucker with 38 field goals in 2013. Gostkowski 38 field goals broke his own franchise record for most field goals in a season. He originally set the franchise record with 38 field goals in 2008.

**MOST FIELD GOALS MADE IN A SEASON/ PATRIOTS**

Player	Field Goals	Year
<b>Stephen Gostkowski</b>	<b>38</b>	<b>2013</b>
<b>Stephen Gostkowski</b>	<b>36</b>	<b>2008</b>
Tony Franklin	32	1986
Adam Vinatieri	31	2004
Adam Vinatieri	31	1998

### GOSTKOWSKI HAD SECOND BEST FIELD GOAL PERCENTAGE IN A SEASON IN 2013

Gostkowski made 38-of-41 field goal attempts for a 92.7 field goal percentage in 2013, the second-best percentage for a single season in team history.

**PATRIOTS BEST FIELD GOAL PCT./SEASON**

(Minimum 30 Attempts)

Player	Years	FGM	FGA	Pct.
Adam Vinatieri	2004	31	33	.939
<b>Stephen Gostkowski</b>	<b>2013</b>	<b>38</b>	<b>41</b>	<b>.927</b>
<b>Stephen Gostkowski</b>	<b>2008</b>	<b>36</b>	<b>40</b>	<b>.900</b>
Adam Vinatieri	2002	27	30	.900

### GOSTKOWSKI'S 38 FIELD GOALS IN 2013 ARE TIED FOR THE 5TH MOST EVER IN A SEASON

**MOST FIELD GOALS MADE IN A SEASON/NFL**

Player	Field Goals	Year
David Akers (San Francisco)	44	2011
Neil Rackers (Arizona)	40	2005
Olindo Mare (Miami)	39	1999
Jeff Wilkins (St. Louis)	39	2003
<b>Stephen Gostkowski (Patriots)</b>	<b>38</b>	<b>2013</b>
Justin Tucker (Baltimore)	38	2013

### EVEN STEPHEN

Since joining the Patriots as a fourth-round draft choice in 2006, Gostkowski has connected on 85.7 percent of his regular-season field goal attempts (208-for-243), achieving the best field goal percentage in Patriots history.

**PATRIOTS ALL-TIME LEADERS / FIELD GOAL PCT.**

(Minimum 50 Attempts)

Player	Years	FGM	FGA	Pct.
<b>Stephen Gostkowski</b>	<b>2006-14</b>	<b>210</b>	<b>245</b>	<b>.857</b>
Adam Vinatieri	1996-05	263	321	.819
Matt Bahr	1993-95	55	72	.764

### GOSTKOWSKI BECOMES THIRD PATRIOTS PLAYER TO REACH 1,000 POINTS

Gostkowski became the third Patriots player to reach 1,000 points when he reached the milestone at Baltimore on Dec. 22, 2013.

**MOST POINTS/ PATRIOTS HISTORY**

Player	Points
Adam Vinatieri (1996-05)	1,158
Gino Cappelletti (1960-70)	1,130
<b>Stephen Gostkowski (2006-14)</b>	<b>1,031</b>
John Smith (1974-83)	692

### GOSTKOWSKI REACHES 1,000 POINTS IN HIS 119TH GAME

Stephen Gostkowski (1,031) reached the 1,000 point mark in only his 119th career game. He is the only kicker in NFL history to reach 1,000 career points in less than 120 career games played. The kickers who needed the next fewest games to reach the century mark are Mike Vanderjagt (126), Jason Elam (132), Ryan Longwell (136) and Jan Stenerud (136):

**KICKERS TO REACH 1,000 POINTS IN FEWEST GAMES:**

Player	Points	Games
<b>Stephen Gostkowski</b>	<b>1,009</b>	<b>119</b>
Mike Vanderjagt	1,004	126
Jason Elam	1,003	132
Ryan Longwell	1,002	136
Jan Stenerud	1,002	136





# PATRIOTS SPECIAL TEAMS NOTES

## GOSTKOWSKI FIFTH- BEST EVER IN FG PCT.

Stephen Gostkowski's 85.6 field goal percentage is fifth-best among NFL kickers all-time.

Player	Years	FGM	FGA	Pct.
Mike Vanderjagt	1998-06	230	266	86.5
Nate Kaeding	2004-12	181	210	86.2
Robbie Gould	2005-13	234	272	86.0
Rob Bironas	2005-13	239	279	85.7
<b>Stephen Gostkowski</b>	<b>2006-13</b>	<b>208</b>	<b>243</b>	<b>85.6</b>
Shayne Graham	2001-13	247	289	85.5
Matt Bryant	2002-13	257	303	84.8
Phil Dawson	1999-13	231	337	84.5

## GOSTKOWSKI HAS MOST 50-YARD FIELD GOALS IN TEAM HISTORY

Gostkowski is 12-of-16 from 50 yards or more as a member of the Patriots and has the most 50-yard field goals in New England history.

### PATRIOTS RECORD FOR MOST 50 YARD FIELD GOALS

Player	Years	FGM	FGA	Pct.
<b>Stephen Gostkowski</b>	<b>2006-13</b>	<b>12</b>	<b>16</b>	<b>75.0</b>
Adam Vinatieri	1996-2005	8	17	47.1
Tony Franklin	1984-87	3	6	50.0

## GOSTKOWSKI IS FIRST PATRIOTS PLAYER TO KICK TWO 50-YARD FIELD GOALS IN THE SAME GAME

Gostkowski drilled a 51-yard field goal in the third quarter and a 53-yarder in the fourth quarter vs. Arizona on Sept. 16, 2012 and then connected on two 53-yard field goals at Houston on Dec. 1, 2013. He is the first Patriots player to have two 50-yard field goals in the same game.

## GOSTKOWSKI KICKS A CAREER-LONG 54- YARD FIELD GOAL VS. NEW ORLEANS IN 2013

Gostkowski connected on a career-long 54-yard field goal in the third quarter vs. New Orleans (10/13/13). His previous long was a 53-yard field goal, which he has done five times - vs. Tampa Bay (9/22/13), vs. Arizona (9/16/12), at Denver (10/11/09) and two times at Houston (12/01/13).

## GOSTKOWSKI HAS MOST 50-YARD FIELD GOALS MADE IN A SEASON FOR THE PATRIOTS

Gostkowski was 5-of-6 on 50 yard field goals in 2013. The five field goals of 50 or more yards are the most by a Patriots player in a single season. Matt Bahr (2 in 1995), Greg Davis (2 in 1989), Tony Franklin (2 in 1985), Adam Vinatieri (2 in 1998) and Gostkowski (2 in 2009 and 2012) had two in a season. The NFL record for most successful 50 yard field goals in a season is 10 by Blair Walsh in 2012 with Minnesota.

## GOSTKOWSKI REACHED 200 FIELD GOALS

Stephen Gostkowski's 50-yard field goal in the fourth quarter vs. Cleveland on Dec. 8, 2013 was his 200th field goal for the Patriots, joining Adam Vinatieri (262) as the only players in Patriots history with 200 or more field goals. Gostkowski now has 210 career field goals.

## GOSTKOWSKI NAMED AFC SPECIAL TEAMS PLAYER OF THE MONTH FOR OCTOBER IN 2013

Gostkowski was named AFC Special Teams Player of the Month for October by the National Football League in 2013. It is the second time in his career that he has received the AFC Special Teams Player of the Month honor. He received the award for the first time for the month of October in 2008. Gostkowski was a perfect 9-of-9 on field goal attempts in the month of October, including a career-long of 54 yards in the 30-27 win vs. New Orleans on Oct. 13. He totaled 36 of the Patriots' 90 points for the month.

## GOSTKOWSKI CLUTCH IN FOURTH QUARTER

Gostkowski extended his streak to 24 straight fourth quarter field goals with a 35-yard field goal in the fourth quarter vs. Buffalo on Dec. 29, 2013. For his career, Gostkowski is 63-of-65 on field goals in the fourth quarter.

## GOSTKOWSKI EXTENDS TEAM MARK BY SCORING IN HIS 108th CONSECUTIVE GAME

Gostkowski has now scored at least one point in 108 games, a franchise record. He broke a tie with Adam Vinatieri and John Smith for the all-time lead with 102 consecutive games scoring in the win vs. Denver on Nov. 24, 2013.

### Patriots Record for Most Consecutive Games Scored

<b>108</b>	<b>Stephen Gostkowski (12/17/06-present)</b>
101	Adam Vinatieri (11/24/96-12/29/02)
101	John Smith (09/28/75-10/02/80)

## GOSTKOWSKI HAS FIVE CAREER GAME-WINNING FIELD GOALS

Stephen Gostkowski hit a game-winning 53-yard field goal with 3:12 remaining in regulation to cap the Patriots' 34-31 comeback win at Houston on Dec. 1, 2013. The game-winner was the fourth of Gostkowski's regular-season career (he has one in the playoffs). The game-winner vs. Denver on Nov. 24, 2013 was Gostkowski's second career overtime game winner, joining his winning boot against Baltimore at Gillette Stadium on Oct. 17, 2010 (which also came with 1:56 remaining in overtime).

### GOSTKOWSKI'S CAREER GAME-WINNING FIELD GOALS

TIME LEFT	DISTANCE	FINAL SCORE	OPP	DATE
3:12 4th	53	34-31	HOU	12/01/2013
1:56, OT	31	34-31	DEN	11/24/2013
0:05, 4th	35	23-21	BUF	09/08/2013
1:56, OT	35	23-20	BAL	10/17/2010
1:10, 4th	31	24-21	SD	01/14/2007*

\*Postseason

## GOSTKOWSKI IS FOURTH IN NFL HISTORY FOR MOST CONSECUTIVE EXTRA POINTS

Stephen Gostkowski is fourth in the NFL for most consecutive extra points in NFL history.

### Most Consecutive (Kicking) Points After Touchdown

422	Matt Stover, Baltimore, 1996-2008; Indianapolis, 2009
371	Jason Elam, Denver, 1993-2002
371	Jeff Wilkins, St. Louis, 1999-2007
<b>362</b>	<b>Stephen Gostkowski, New England, 2006-present</b>
359	Jay Feely, Atlanta, 2002-04; N.Y. Giants, 2005-06; Miami, 2007; N.Y. Jets, 2008-09; Arizona, 2010-2013





# PATRIOTS REFERENCE NOTES

## PATRIOTS HAVE THE MOST RUSHING TOUCHDOWNS IN THE NFL SINCE 2003

Since 2003, the Patriots are one of only two teams (San Diego Chargers) to average more than one rushing touchdown per game, with 199 scores in 177 games. The ground game kept up its torrid pace in 2013, finishing first in the AFC with 19 rushing touchdowns in 16 games.

### RUSHING TOUCHDOWNS SINCE 2003 (REGULAR SEASON)

<b>New England</b>	<b>199</b>
San Diego	191
Minnesota	175
Kansas City	173
Carolina	166
N.Y. Giants	166
Philadelphia	166

## ANNUAL ACHIEVEMENT

The Patriots won more than half of their games for the 13th straight year in 2013. They are the first team to win more than half of their games in 13 straight seasons since free agency began in 1993. The Patriots are the third team to win more than half of their games in 13 straight seasons since the 1970 AFL-NFL merger, joining the 49ers (16 straight from 1983-1998) and the Cowboys (16 straight from 1970-1985).

### MOST CONSECUTIVE WINNING SEASONS (since 1970 merger)

San Francisco (1983-98)	16
Dallas (1970-85)	16
<b>New England (2001-13)</b>	<b>13</b>
Oakland (1970-80)	11

### MOST CONSECUTIVE WINNING SEASONS ALL-TIME

Dallas (1966-85)	20
San Francisco (1983-98)	16
Oakland (1965-80)	16
Chicago (1930-44)	15
Green Bay (1934-47)	14
<b>New England (2001-13)</b>	<b>13</b>
Cleveland (1957-69)	13

## PATRIOTS HAVE THE MOST 9+ WIN SEASONS SINCE 2001

The Patriots are the only team in the NFL to have recorded nine or more wins in each of the last 13 seasons.

### MOST SEASONS OF 9+ WINS SINCE 2001

<b>New England</b>	<b>13</b>
Indianapolis	11
Baltimore	9
Green Bay	9
Pittsburgh	9
Philadelphia	9

## PATRIOTS WIN 10 FOR THE 11th STRAIGHT YEAR

New England has reached at least 10 regular-season wins for 11 consecutive seasons, joining San Francisco (16) as the only teams to accomplish the feat.

Team	Years	Consecutive Seasons with 10+ Wins
San Francisco	1983-1998	16
<b>New England</b>	<b>2003-present</b>	<b>11</b>
Indianapolis	2002-2010	9

## PATRIOTS FORCE TURNOVERS

The Patriots lead the NFL with a +158 turnover margin since the 1994 season. The Patriots finished first in the NFL with a +25 turnover margin in 2012.

### NFL TURNOVER MARGIN SINCE 1994

Rank	Team	Turnover Margin
<b>1.</b>	<b>New England</b>	<b>+158</b>
2.	Kansas City	+93
3.	Green Bay	+74

## WHAT'S THE POINT?

During the past 14 seasons, the Patriots defense has always ranked higher in fewest points allowed than in yards allowed except for 2007 when both ranked fourth. The Patriots finished 10th in the NFL with 22.1 points allowed per game in 2013.

	Avg. Points Allowed	Avg. Yds Allowed
<b>2013</b>	<b>21.1 (10)</b>	<b>373.1 (26)</b>
2012	20.7 (9t)	373.3 (25)
2011	21.4 (15)	411.1 (31)
2010	19.6 (8)	365.5 (25)
2009	17.8 (5)	320.2 (11)
2008	19.3 (8)	309.0 (10)
2007	17.1 (4)	288.3 (4)
2006	14.8 (2)	294.4 (6)
2005	21.1 (17)	330.2 (26)
2004	16.3 (2t)	310.6 (9)
2003	14.9 (1)	291.6 (7)
2002	21.6 (17)	336.1 (23)
2001	17.0 (6)	334.5 (24)
2000	21.1 (17)	334.6 (20)

## NFL'S BEST ROAD WARRIORS

Since the start of the 2000 season, the Patriots have the best regular-season road record at 73-40 (.646).

TEAM	RECORD	PCT.
<b>New England</b>	<b>73-40</b>	<b>.646</b>
Philadelphia	70-41-1	.629
Indianapolis	68-45	.602
Pittsburgh	64-48	.571

## DIVISIONAL DOMINANCE I

The Patriots have the highest winning percentage in division games from November until the end of the season since 2002.

Team	W	L	T	Pct.
<b>New England</b>	<b>32</b>	<b>8</b>	<b>0</b>	<b>.800</b>
Indianapolis	33	10	0	.767
San Diego	31	11	0	.738
Pittsburgh	33	14	0	.702
Green Bay	32	14	1	.691





# PATRIOTS REFERENCE NOTES

## DIVISIONAL DOMINANCE II

The New England Patriots own a 63-18 (.778) record in regular season AFC East games since the beginning of the 2001 season, compiling the best intra-division record of any team in the NFL.

### NFL'S TOP DIVISIONAL RECORDS SINCE 2001

Team	W	L	T	Pct.
<b>New England Patriots</b>	<b>63</b>	<b>18</b>	<b>0</b>	<b>.778</b>
Indianapolis Colts	57	23	0	.713
Green Bay Packers	56	23	1	.706
Pittsburgh Steelers	58	25	0	.699

### AFC EAST DIVISIONAL RECORDS SINCE 2001

Team	W	L	T	Pct.	Div. Titles	Years
<b>New England</b>	<b>63</b>	<b>18</b>	<b>0</b>	<b>.778</b>	<b>11</b>	<b>2001, 03-07, 09-13</b>
New York Jets	39	41	0	.488	1	2002
Miami	34	47	0	.420	1	2008
Buffalo	26	54	0	.325	0	—

NOTES: The Indianapolis Colts were members of the AFC East in 2001 and compiled a 3-5 divisional record that season. In 2002, the Patriots and Jets both finished with a 9-7 overall record and a 4-2 divisional record, but the Jets claimed the division title by virtue of having a better record against common opponents. In 2008, the Patriots and Dolphins both finished with an 11-5 overall record and a 4-2 divisional record, but Miami qualified for the playoffs due to a better conference record (8-4 to 7-5).

## STRONG IN THE SECOND HALF

Since 2001, the Patriots have done a remarkable job of finishing the season strong, compiling an NFL-best 80-20 (.800) record in games on or after Thanksgiving.

### PATRIOTS BEFORE AND AFTER THANKSGIVING SINCE 2001

Season	Pre-Thanksgiving	Post-Thanksgiving	Overall
2001	5-5 (.500)	9-0 (1.000)	14-5*
2002	6-5 (.545)	3-2 (.600)*	9-7
2003	9-2 (.818)	8-0 (1.000)	17-2*
2004	9-1 (.900)	8-1 (.889)	17-2*
2005	6-4 (.600)	5-3 (.625)	11-7*
2006	7-3 (.700)	7-2 (.777)	14-5*
2007	10-0 (1.000)	8-1 (.889)	18-1*
2008	7-4 (.636)	4-1 (.800)	11-5
2009	7-3 (.700)	3-4 (.429)	10-7*
2010	8-2 (.800)	6-1 (.857)*	14-3*
2011	7-3 (.700)	8-1 (.889)	15-4*
2012	7-3 (.700)	6-2 (.750)*	13-5*
2013	8-3 (.727)	5-2 (.833)	13-5*
<b>Totals</b>	<b>96-38 (.716)</b>	<b>80-20 (.800)</b>	<b>176-58</b>

\*-Includes playoffs ^Includes games played on Thanksgiving

### BEST RECORDS IN GAMES PLAYED ON OR AFTER THANKSGIVING SINCE 2001

(Includes regular-season and playoff games)

Team	W	L	T	Pct.
<b>New England</b>	<b>80</b>	<b>20</b>	<b>0</b>	<b>.800</b>
Pittsburgh	63	30	0	.677
San Diego	53	31	0	.631
Philadelphia	57	35	0	.619
Green Bay	57	35	0	.619

## NFL'S BEST AT HOME

Since their state-of-the-art facility opened at the beginning of the 2002 season, the Patriots own the NFL's best record at home overall. The Patriots own an overall record of 81-15 (.844) at Gillette Stadium in regular season games and a 92-18 (.835) record including playoffs.

### BEST HOME RECORDS SINCE 2002 (including playoffs)

Team	W	L	T	Pct.
<b>New England</b>	<b>92</b>	<b>18</b>	<b>0</b>	<b>.835</b>
Indianapolis	79	27	0	.745
Baltimore	75	26	0	.743
Pittsburgh	75	29	1	.719
Seattle	74	31	0	.705
Green Bay	69	34	1	.668
Denver	67	36	0	.650
San Diego	65	36	0	.644
Atlanta	63	38	0	.624

## PATRIOTS ARE SHARP AT GILLETTE

The Patriots concluded a 20-game home winning streak with a 24-20 loss to the New York Giants on Nov. 6, 2011. It was the longest home win streak in team history. The Patriots own an overall record of 81-15 (.844) at Gillette Stadium in regular season games.

**Teams with the highest winning percentage at a stadium since 1970 (minimum 25 games):**

Team	Stadium	W-L-T	WIN PCT.
<b>New England</b>	<b>Gillette Stadium</b>	<b>81-15-0</b>	<b>.844</b>
Miami	Orange Bowl	101-22-1	.819
Minnesota	Metropolitan Stadium	64-23-1	.733
Pittsburgh	Heinz Field	76-28-1	.729
LA Rams	Memorial Coliseum	53-20-2	.726

### LONGEST HOME WINNING STREAK / PATRIOTS HISTORY (REG. SEASON)

Streak	First Win	Last Win
20	Dec. 12, 2008	Oct. 16, 2011
18	Dec. 29, 2002	Sept. 8, 2005
12	Nov. 26, 2006	Sept. 7, 2008
10	Sept. 18, 1976	Oct. 30, 1977





# PATRIOTS REFERENCE NOTES

## TOP 10 OFFENSE IN 2013

The Patriots offense finished seventh in the NFL with 384.5 yards per game in 2013. The Patriots offense has finished in the top 10 for seven straight seasons. Since the 1970 merger, the Patriots offense has finished in the top 10 a total of 17 times, including eight times under Bill Belichick.

Year	Rank
<b>2013</b>	<b>7 (384.5)</b>
2012	1 (427.9)
2011	2 (428.0)
2010	8 (363.8)
2009	3 (397.3)
2008	5 (365.4)
2007	1 (411.3)

## TOP OFFENSE

The Patriots have finished in the top-10 in offense for seven straight seasons (2007-13), second only to the eight straight by New Orleans (2006-13). The last team to finish in the top-10 for nine straight seasons was Indianapolis (1999-2007).

The NFL record for the most seasons finishing in the top-10 in offense since the merger in 1970 is the San Francisco 49ers with 15 (1982-96).

## PATRIOTS NEAR THE TOP WITH 28 WINNING SEASONS SINCE THE NFL MERGER

The Patriots have 28 winning seasons since the 1970 merger.

### MOST WINNING SEASONS SINCE THE 1970 MERGER

1. Pittsburgh	31
2. Dallas	29
3. Miami	29
<b>4. New England</b>	<b>28</b>
5. Minnesota	27
6. Denver	26
San Francisco	26

## PATRIOTS REACH 6,000 TOTAL YARDS FOR FIFTH TIME IN TEAM HISTORY IN 2013

The Patriots finished seventh in the NFL with 6,152 total yards in 2013. It is the fifth time in team history and third straight season that the Patriots reached 6,000 yards in a season.

### Patriots Most Total Net Yards/Season

6,848 in 2011
6,846 in 2012
6,580 in 2007
6,357 in 2009
<b>6,152 in 2013</b>

## PATRIOTS COMPLETE BIGGEST COMEBACK IN TEAM HISTORY

The Patriots came back from a 24-point deficit to defeat the Broncos 34-31 in overtime in a Sunday Night Football matchup on Nov. 24, 2013, marking the largest comeback win in team history. The Patriots trailed the Broncos 24-0 at halftime. New England's previous best comeback win was from 23 points down on Sept. 16, 1984, when the Patriots came back from a 23-0 deficit to win 38-23 vs. Seattle on Sept. 16, 1984. The Patriots came back from 22 points down to win at the New York Giants, 23-22, on Dec. 21, 1996. The Patriots have come from 21 points down to win four times, most recently on Jan. 1, 2012 against Buffalo.

# PATRIOTS







# PATRIOTS

## In The Playoffs

### PATRIOTS CLINCH PLAYOFF SPOT FOR 15th TIME IN KRAFT'S 20 YEARS OF OWNERSHIP

New England has qualified for the playoffs 21 times in its 54-year history. The Patriots have earned 15 of those playoff berths in the 20 seasons since Robert Kraft purchased the team in 1994. New England has won 13 AFC East crowns under Kraft's leadership. The franchise has 16 division crowns overall (15 AFC East crowns) and has qualified as a Wild Card team on four occasions (1998, 1994, 1985 and 1976). The Patriots also qualified for the playoffs in 1982 as part of a 16-team tournament following a players' strike.



### PATRIOTS PLAYOFF TRENDS (since the 1970 merger)

Patriots Playoff Trends (Since NFL Merger in 1970)

#### All Time (24-17)

vs. AFC	21-13
vs. NFC	3-4
Home	15-4
Away	6-9
Leading at Halftime	19-4
Trailing at Halftime	3-11
Tied at Halftime	2-2
Leading After 3 Quarters	19-4
Tied After 3 Quarters	2-0
Trailing After 3 Quarters	3-13
Decided by 7 Points or Less	9-8
Decided By 3 Points or Less	7-3
When Scoring First	18-7
When Not Scoring First	6-10
Positive Turnover Ratio	17-1
Even Turnover Ratio	3-4
Negative Turnover Ratio	4-12
Winning or Even Penalty Ratio	19-2
Losing Penalty Ratio	5-15
With a 100-Yard Rusher	8-0
Without a 100-Yard Rusher	16-17
With a 100-Yard Receiver	10-5
Without a 100-Yard Receiver	14-12
When Allowing a 100-Yard Rusher	2-5
When Not Allowing a 100-Yard Rusher	22-12
When Allowing a 100-Yard Receiver	6-8
When Not Allowing a 100-Yard Receiver	18-9
With a 300-Yard Passer	4-2
Without a 300-Yard Passer	20-15
Allowing a 300-Yard (net) Passer	6-2
Not Allowing a 300-Yard (net) Passer	18-15

### ANNUAL ACHIEVEMENTS

The Patriots won more than half of their games for the 13th straight year with a 12-4 record in 2013. They are the first team to win more than half of their games in 13 straight seasons since free agency began in 1993.

The Patriots are the third team to win more than half of their games in 13 straight seasons since the 1970 AFL-NFL merger, joining the 49ers (16 straight from 1983-1998) and the Cowboys (16 straight from 1970-85).

The Patriots have now won nine or more games in 17 of the 20 seasons Robert Kraft has owned the team.

#### MOST CONSECUTIVE WINNING SEASONS (Since 1970 merger)

San Francisco 49ers (1983-98)	16
Dallas (1970-85)	16
<b>New England (2001-13)</b>	<b>13</b>
Oakland (1970-80)	11

### MOST 9-WIN SEASONS SINCE 2001

The Patriots are the only team in the NFL to have recorded nine or more wins in each of the last 13 seasons.

#### MOST SEASONS OF 9+ WINS SINCE 2001

<b>New England</b>	<b>13</b>
Indianapolis	11
Baltimore	9
Green Bay	9
Philadelphia	9
Pittsburgh	9

### PATRIOTS WIN 10+ FOR THE 11th STRAIGHT YEAR

New England reached at least 10 regular-season wins for the 11th consecutive season in 2013. San Francisco (16) is the only other team to accomplish the feat.

#### MOST SEASONS OF 10+ WINS SINCE 2001

Team	Years	Consecutive Seasons With 10+ Wins
San Francisco	1983-1998	16
<b>New England</b>	<b>2003-13</b>	<b>11</b>

### PATRIOTS NEAR THE TOP WITH 28 WINNING SEASONS SINCE THE NFL MERGER

The Patriots have 28 winning seasons since the 1970 merger.

#### MOST WINNING SEASONS THE 1970 MERGER

1. Pittsburgh	31
2. Dallas	29
Miami	29
<b>4. New England</b>	<b>28</b>
5. Minnesota	27
6. Denver	26
San Francisco	26

### PATRIOTS EARN NUMBER TWO SEED IN AFC PLAYOFF FIELD IN 2013

With the New England Patriots' 34-20 victory over Buffalo (12/29/13) in the 2013 season finale, the Patriots earned the number two seed in the AFC playoff field. The Patriots have advanced to the Super Bowl in four of the six seasons (1978, 1996, 2001, 2004, 2011, and 2013) that they have earned the two seed, winning in two (2001 and 2004) of those three appearances.

### PATRIOTS SET NFL MARK FOR MOST FIRST-ROUND BYES; BECOME FIRST AFC TEAM TO EARN FOUR STRAIGHT

The Patriots earned a first-round bye in the 2013 NFL playoffs and lead the NFL with nine first-round byes since the current NFL playoff format was instituted in 1990. The Patriots earned a first-round bye for the fourth consecutive season, becoming the third NFL team to record four straight byes and the first AFC team to do so, joining Dallas and San Francisco, who did so from 1992 through 1995.

#### MOST SEASONS EARNING A BYE SINCE 12-TEAM PLAYOFF FORMAT IN 1990

<b>New England</b>	<b>9</b>
Pittsburgh	8
San Francisco	8
Denver	6

### PATRIOTS EARNED ANOTHER FIRST-ROUND BYE

The Patriots secured a first round playoff bye for the eighth time since 2001—a quantity unmatched by any team in the NFL in the last 13 years. During that time, the Chicago Bears and Pittsburgh Steelers have locked up a bye four times and the Indianapolis Colts and Philadelphia Eagles have earned a first-round pass three times.

#### MOST SEASONS EARNING A BYE SINCE 2001

<b>New England</b>	<b>8</b>
Chicago	4
Pittsburgh	4
Atlanta	3
Indianapolis	3
Philadelphia	3





# PATRIOTS FOOTBALL Network

The **Patriots Football Network (PFN)** is the full portfolio of media offerings from the three-time Super Bowl Champion New England Patriots. PFN provides Patriots content produced both in-house and with media partners spanning print, television, radio and the Internet.

## PATRIOTS ALL ACCESS

The Emmy-Award winning "Patriots All Access" airs weekly throughout the season on WBZ, Channel 4 in Boston and regional affiliates. Patriots All Access features exclusive, behind-the-scenes access and in-depth weekly features on Patriots players and personnel. Hosted by WBZ's Steve Burton, the show features weekly sit-downs with Coach Bill Belichick, including the popular "Belestrator" segment where the coach breaks down upcoming opponents.

Patriots All-Access airs Fridays from 7:00 - 8:00 p.m. on **WBZ-TV** and Sunday from 9:00 a.m. - 10:00 a.m. on **TV 38 - Boston, MA; WWLP in Springfield, MA; WCAX in Burlington, VT; WVII in Bangor, ME; WMTW in Portland, ME; WCTX in Hartford, CT and WPRI in Providence, RI.**

Check your local listings for airtime.



## TOTALLY PATRIOTS



Totally Patriots is a unique, one of a kind Patriots show aimed for the next generation of Patriots fans. This weekly, youth oriented football show allows school aged fans unprecedented access to their favorite players, enabling them to ask questions in a relaxed, informal setting. It airs on TV-38 on Saturday at morning 10 a.m.

## PATRIOTS TODAY AND PATRIOTS THIS WEEK

**PATRIOTS TODAY:** Available daily at Patriots.com.

**PATRIOTS THIS WEEK:** Saturdays 10:30 p.m. on Comcast Sports Net.

*Patriots Today* gives fans a daily, in-depth look at the club that is unmatched by any other outlet. Hosted by Jackie Brittain with daily reports from Brian Lowe and twice-weekly analysis from PFN's Paul Perillo. Patriots Today produces multiple segments each day during the season, with upwards of 45 minutes of up-to-the minute Patriots news, information and analysis throughout the day. Patriots Today is the only place fans can watch complete broadcasts of full-length press conferences on a daily basis, plus daily locker room uncut segments. Every Saturday at 10:30 p.m. on Comcast Sports Net, Scott Zolak will bring you *Patriots This Week*, providing a thorough recap of each week's developments.

## PATRIOTS.COM

### NEWS

Patriots.com features daily updates and exclusive content from the writers of Patriots Football Weekly, offering everything from breaking news to player features and the popular "Ask PFN" postings.

### VIDEO

The first professional sports team website to offer streaming video provides Patriots fans with a variety of exclusive video content. Visitors can choose their channel and watch exclusive video from news to cheerleaders. Patriots.com also features video of every Patriots press conference, including postgame press conferences and Coach Belichick's weekday media updates.

### AUDIO

Patriots Web Radio programming is available exclusively on Patriots.com beginning at noon each day, Monday through Friday. Kicking off the programming lineup is PFN In Progress, a daily online program that features candid commentary from the writers of Patriots Football Weekly. Following PFN In Progress is Patriots Playbook, hosted by John Rooke, featuring items from around the NFL. Fantasy Football Champs and Football Nation round out the Patriots.com radio lineup. Patriots.com also offers streaming audio of every Patriots press conference, as well as archives of Patriots.com Radio shows and exclusive podcasts.

## WEEI

WEEI Sports Radio broadcasts Patriots Monday each week, offering fans unique insight and analysis from Coach Belichick and Tom Brady in addition to other Patriots players. WEEI will broadcast Patriots Monday live from Gillette Stadium each Monday, kicking off with Dennis & Callahan at 6:00 a.m.

## PATRIOTS FRIDAY ON WAAF

WAAF broadcasts Patriots Friday each week, offering fans a look ahead at the weekend's game, match ups and rivalries. Various Patriots players will be featured on air. WAAF will broadcast Patriots Fridays each week throughout the season with Greg Hill from the Hill-Man Morning Radio Show.

## 98.5 THE SPORTS HUB PATRIOTS RADIO NETWORK

A new era in Patriots Radio history began in 2009, with the move of the game broadcasts to 98.5 FM, Boston's Sports Hub. The transition to Boston's new all-sports radio station insures that Patriots fans will continue to hear every kick, block and tackle in stereo, and without static, in crystal-clear FM quality. Fans all over New England will be able to listen in to any of 37 stations on the Safety Insurance 98.5 The Sports Hub Patriots Radio Network, starting with Patriots Preview three hours before kickoff, and capped off with Patriots Postgame for three hours after the final gun.



### FLAGSHIP STATION

WBZ-FM . . . Boston	98.5 FM
<b>Massachusetts</b>	
WBZ-FM . . . Boston	98.5 FM
WAGY . . . Springfield	102.1 FM
WBEC . . . Pittsfield	1420 AM
WPKZ . . . Fitchburg	1280 AM
WNAW . . . North Adams	1230 AM
WBSM . . . New Bedford	1420 AM
WPVQ . . . Greenfield	95.3 FM
WSAR . . . Fall River	1480 AM
WWFX . . . Worcester	100.1 FM
WXTK . . . Hyannis	95.1 FM
WMRC . . . Milford	1490 AM
<b>Maine</b>	
WBLM . . . Portland	102.9 FM
WEBB . . . Augusta	98.5 FM
WEZQ . . . Bangor	92.9 FM
WEGP . . . Presque Isle	1390 AM

### Connecticut

WTIC . . . Hartford	1080 AM
WINY . . . Putnam	1350 AM
WMOS . . . New London	102.3 FM
WGCH . . . Greenwich	1490 AM
WINE . . . Brookfield	940 AM

### New Hampshire

WFNQ . . . Nashua	106.3 FM
WPKQ . . . North Conway	103.7 FM
WSAK . . . Hampton	102.1 FM
WSHK . . . Portsmouth/Dover	105.3 FM
WNNH . . . Concord	99.1 FM
WLNH . . . Laconia	98.3 FM
WEMJ . . . Laconia	1490 AM
WINQ . . . Keene	98.7 FM
WXXX . . . Lebanon	100.5 FM

### Vermont

WCPV . . . Burlington	101.3 FM
WDVT . . . Rutland	94.5 FM
WIKE . . . Newport	1490 AM
WKVT . . . Brattleboro	92.7 FM
WRFK . . . Barre/Montpelier	107.1 FM
WSTJ . . . St. Johnsbury	1340 AM

### Rhode Island

WPRD . . . Providence	630 AM
WEAN . . . Providence	99.7 FM

### New York

WUSP . . . Utica	95.5 FM
WUSP . . . Utica	1550 AM
WRCK . . . Utica	1480 AM
WPUT . . . Brewster	1510 AM






# FEATURE

## RISK AND REWARD

OCT. 27, 1974

The last time the Patriots played outside at Minnesota, Bob Windsor put his career on the line for the game-winning score.



The majority of Patriots fans may not recall the 1974 season. Granted, a large portion of fans weren't even alive, and the season was, by all accounts, mediocre by Patriots standards. The team didn't win a Super Bowl, a conference title or a division title. They didn't even make the playoffs. So, for a franchise that has captured 15 AFC East titles, seven AFC Championships and three Super Bowl rings, the 1974 season was not all too memorable.

That is, except for an October game in Minnesota when tight end Bob Windsor made one of the greatest and gutsiest plays in New England sports history.

Prior to 1974, the Patriots were a franchise unaccustomed to winning, rattling off seven straight losing seasons from 1967-73. Windsor, who was traded from San Francisco in 1972, recalled, "They were struggling; they weren't winning a whole lot of games when I arrived there."

Ron Hobson, Patriots beat reporter for The Patriot Ledger from 1960-2010, put it more bluntly. "They were a bad team."

The tide slowly began to turn, however, in 1973, when the Patriots hired former Oklahoma head coach Chuck Fairbanks to right the ship. While the team still struggled in Fairbanks' first year, going 5-9, a new tone had been set heading into the 1974 season.

"Going into 1974, we really believed we had a chance to compete for the division," wide receiver Randy Vataha said. "Week to week, guys became believers that we had a core of talent that could really compete. I think our expectations were higher than the fans', but I think the fans' expectations were positive coming off the hiring of Chuck and the development of [Jim] Plunkett."

The fans' expectations only heightened when the team jumped out to a 5-1 start in 1974, including wins against perennial powers Miami and Los Angeles. Carlo Imelio, who covered the Patriots for The Springfield Morning Union and Sunday Republican for over 30 years, deemed the team's start "a revelation."

The biggest test for the Patriots came the following week, as they went on the road to face Fran Tarkenton's Minnesota Vikings, who were also 5-1 and coming off a Super Bowl appearance the previous season. The Vikings, heavy favorites despite their identical record, trailed 10-7 at the two-minute warning, but Tarkenton led them on a quick 74-yard drive that he capped off with a 3-yard touchdown scamper.

"Tarkenton scored with under a minute and a half remaining, and then he got ejected – him and [Patriots defensive back] Ron Bolton for roughhousing in the end zone," Hobson recalled. "But everyone thought, 'What difference does it make?' We figured that was it, and we were going to start to head down the elevator to the locker rooms."

New England still had hope, but they needed a big play fast. Vataha provided one, hauling in a 55-yard bomb from Plunkett at the Vikings' 10-yard line.

"I ran a little out-and-up, and Jackie Wallace, who was covering me, for whatever reason, bit on the out pattern," remembered Vataha. "And the safety was rolling over to give him some help deep but was way late getting there. I don't think that he ever thought that Jackie would let me get behind him."

Following an incompleteness to Vataha, the Patriots were left with eight seconds, no timeouts and one last chance to pull off the upset. With the Minnesota defense focused on Vataha, Windsor

was called upon to make a play.

"Jim looked left to Randy, checked off him and hit me right up the middle [near the goal line]," Windsor recollected. "[Vikings safety] Paul Krause came up from safety and hit me, and I knew immediately my right leg was done, so I kept it in the air, spun and pushed off with my left leg and used my last breath to throw myself into the end zone, hoping I could get there."

"As I lay there, I could hear the crowd yelling, and then Sam Cunningham and Tom Neville and everybody were jumping on me, telling me I got in. I said, 'Yeah, but stop jumping on me, my knee is killing me.'"

"Windsor was not only hit, but he was twisting and dragging the guy and fighting to get to the goal line," Hobson said. "He gave it everything he had on that one play. You don't see that kind of play very often."

Some Vikings players were less than impressed by Windsor's heroics, but they couldn't take the win away from the Patriots.

"As they carried me off the field, a couple of the guys on the Vikings were spitting at me, yelling, 'You didn't get in,'" Windsor recalled. "I just pointed to the scoreboard and said, 'That's all that counts.'"

When the team arrived back at Logan Airport, they were greeted by a contingent of excited fans who were talking about a potential Super Bowl run for their beloved Patriots.

"None of us expected to have anybody at the airport, but when we walked through the terminal, there were hundreds, maybe even a thousand people waiting for us, cheering," Imelio said. "It was just an explosion of emotion, especially when Bob Windsor was wheeled out. This guy had just made one of the great plays in New England Patriots history."

The Minnesota victory gave the Patriots a level of credibility – internal and external – they had lacked to that point in their history.

"I think that win instilled in that core group of players the belief that we could beat anybody, any place, any time," Vataha said.

Unfortunately, the rest of the season failed to live up to the high expectations following Windsor's heroics, as a rash of injuries caused New England to drop six of their remaining seven games. Windsor's knee injury forced him to miss the rest of the season, and despite playing in all 14 games in 1975, he re-took his cartilage and retired before the start of the 1976 season. But while Windsor and the rest of the 1974 Patriots were denied a storybook ending, his legend and the memory of his game-winning effort live on.

"It's part of Patriot folklore," Hobson said. "That was the single most courageous play by a player in Patriots history. There have been others, but not like that – not where his career was on the line and he knew it."

"He made enough noise that day that he'll never ever be forgotten by Patriots fans," Imelio concluded. "The ones who were living at the time, anyway."

*\*Photos courtesy Minneapolis Star-Tribune*





# PATRIOTS KEY CONTRIBUTORS OFFENSE

## QB TOM BRADY

Brady has been prolific in the month of September, posting a career record of 28-12 and career passer rating of 95.4 ... He has thrown for at least one passing touchdown in his last 16 September games and has thrown 75 touchdown passes against just 31 interceptions in his career in September.

### BEST WINNING PERCENTAGES OF ACTIVE NFL QUARTERBACKS

Rank	Player	W-L	Pct.
1	Tom Brady	148-44	.771
2	Russell Wilson	25-8	.758
3	Colin Kaepernick	18-6	.750
4	Peyton Manning	168-73	.697
5	Andrew Luck	22-11	.667

## OL NATE SOLDER



Solder started 15 regular season games and two playoff games at left tackle for New England in 2013 ... Also started all 16 regular season games and both playoff contests at left tackle in 2012 ... Played a team-high 1,234 offensive snaps in 2012 for the NFL's No. 1 ranked offense.

## OL MARCUS CANNON

Cannon started at left guard in the Week 1 matchup against Miami - the eighth start of his career.. The versatile lineman has played in 31 games over the past three seasons.

## OL DAN CONNOLLY

Connolly has been one of the most versatile Patriots over the past six seasons, having started at center and both guard positions ... He got the start at center in Week 1 at Miami ... Started all 16 regular season games and both playoff contests at right guard in 2013.

## OL SEBASTIAN VOLLMER

Vollmer constitutes the right side of New England's 6-8 tackle bookends (along with LT Nate Solder) ... Started the first eight games of the 2013 season at right tackle before suffering a season-ending leg injury ... Returned to start at right tackle Week 1 at Miami.

## TE TIM WRIGHT

Wright played in his first game as a Patriot Week 1 at Miami, catching three passes for 15 yards ... He played in all 16 games for Tampa Bay as a rookie in 2013, recording 54 receptions for 571 yards and five touchdowns. He was traded to New England along with a 2015 fourth-round draft pick in exchange for G Logan Mankins.

## RB SHANE VEREEN

Vereen rushed seven times for a team-high 36 yards and one touchdown in the season opener at Miami ... He missed most of the first half of the 2013 season after suffering a wrist injury in the season-opener, but still managed to produce 635 yards from scrimmage and four touchdowns on 91 touches.

## TE ROB GRONKOWSKI



Gronkowski has been a tough matchup for defenses, especially in September, when he has posted 45 catches for 539 yards and 11 touchdowns in 11 career games ... He has caught a touchdown pass in nine of those 11 September games ... Gronkowski played in Week 1 at Miami after recovering from a knee injury suffered last season and posted 40 receiving yards and one touchdown.

## RB STEVAN RIDLEY

Ridley appeared in 14 regular season games in 2013 and led the Patriots with 178 carries for 773 yards and seven touchdowns ... In 2012, became just the fifth Patriot to rush for over 1,200 yards in a season and tied for fifth all time with 12 rushing touchdowns.

### PATRIOTS ALL-TIME SINGLE-SEASON RUSHING YARDS

Rank	Player	Year	Att	Yds	Avg	TD
1	Corey Dillon	2004	345	1,635	4.7	12
2	Curtis Martin	1995	368	1,487	4.0	14
3	Jim Nance	1966	299	1,458	4.9	11
4	Stevan Ridley	2012	290	1,263	4.4	12

## WR KENBRELL THOMPkins

Thompkins got the start in Week 1 at Miami, catching five passes for 37 yards.. As a rookie in 2013, he recorded 32 receptions for 466 yards and four touchdowns.

## WR DANNY AMENDOLA

Amendola has caught at least one pass in 48 straight regular season games, dating back to Nov. 22, 2009 vs. Arizona ... Played in 12 regular season games with six starts in 2013, posting 54 catches for 633 yards and two touchdowns.

## WR JULIAN EDELMAN

Edelman led all receivers with a game-high 95 receiving yards on six catches in Week 1 at Miami, including a long reception of 44 yards ... Played in all 16 regular season games with 11 starts in 2013 and led the team with career highs in receptions (105), receiving yards (1,056) and receiving touchdowns (6).







# PATRIOTS KEY CONTRIBUTORS DEFENSE

## DE ROB NINKOVICH

Ninkovich started Week 1 at Miami, posting four tackles and one special teams tackle ... He is coming off a 2013 season in which he was named a captain for the first time and was named to the USA Today All-Joe Team after starting all 16 regular season games and registering a career-high 93 tackles, eight sacks, two forced fumbles and two fumble recoveries.

## DT VINCE WILFORK

Wilfork was named a defensive co-captain for the seventh straight season in 2014, and he started up front in Week 1 at Miami, posting two tackles ... He started the first four games of the regular season before suffering a serious Achilles injury.

### FEWEST POINTS ALLOWED SINCE 2004

Rank	Team	Pts/G
1	Pittsburgh Steelers	17.5
2	Baltimore Ravens	18.1
3	New England Patriots	19.0
4	Chicago Bears	20.3
5	Seattle Seahawks	20.3



## DT JOE VELLANO

Vellano got the start at defensive tackle next to Wilfork in Week 1 at Miami, finishing the game with one tackle. ... He played in all 16 games last season after making the team as an undrafted rookie free agent.

## DE CHANDLER JONES



Jones had a breakout sophomore campaign in 2013, starting all 16 regular season games and posted 82 tackles, 11½ sacks, one forced fumble, one blocked field goal and added one fumble recovery for his first career touchdown ... Became the first Patriots player with five-plus sacks in each of his first two seasons since Chris Slade in 1993 (9) and 1994 (9½).

## LB DONT'A HIGHTOWER


Hightower started at linebacker in Week 1 at Miami ... He stepped up in 2013 in the absence of defensive captain Jerod Mayo, taking over play-calling duties once Mayo went down for the season ... Played in all 16 regular season games with 14 starts and led the team with 137 tackles, one sack and three passes defended.

## LB JAMIE COLLINS

Collins started at linebacker in Week 1 at Miami and finished second on the team with eight tackles (all solo) ... The 2013 second-round pick contributed immediately, playing in all 16 regular season games with eight starts and registering 38 tackles, four passes defended, one fumble recovery on special teams and 11 special teams tackles.

## LB JEROD MAYO

Mayo led all players with 12 tackles, including 10 solo stops, in the Week 1 game at Miami ... He also recovered a fumble and recorded one sack for nine yards ... He has been dominant in September, totaling 152 tackles, two sacks, one interception, one fumble recovery and two passes defended in just 18 games ... He has posted at least five tackles in all but one of those contests.



## CB DARRELLE REVIS

Revis made his Patriots debut Week 1 at Miami, recording two passes defended and also recovering a fumble ... Revis earned his fifth Pro Bowl nod in 2013 after starting all 16 regular season games and posting 50 tackles, one sack, two interceptions, two forced fumbles, one fumble recovery and led the Buccaneers with 11 passes defended.

Since entering the NFL in 2007, Revis has 21 interceptions and leads the league with 111 passes defended.

### PASSES DEFENDED SINCE 2007

Rank	Player	PD
1	Darrelle Revis	111
2	DeAngelo Hall	105
3t	Asante Samuel	103
3t	Tramon Williams	103
5	D. Rodgers-Cromartie	99
6	Jonathan Joseph	97

## CB ALFONZO DENNARD

Dennard started at right cornerback in Week 1 at Miami and recorded his second career interception ... Since coming into the league as a late-round pick in 2012, Dennard has emerged as a key contributor to the Patriots' secondary ... He played in 13 regular season games in 2013 and registered 42 tackles, one interception and eight passes defended.

## S PATRICK CHUNG

Chung started at safety opposite Devin McCourty in Week 1 at Miami ... He posted four tackles and also returned two kickoffs for 50 yards.

## S DEVIN MCCOURTY



McCourty started at safety in Week 1 at Miami, posting three tackles ... The 2010 first-round pick has been named a defensive captain for three consecutive seasons after being selected to the Pro Bowl his rookie year ... Earned AP All-Pro second-team honors for the second time in 2013 after starting 15 regular season games and registering 75 tackles, one interception, nine passes defended, two forced fumbles and one fumble recovery.





# SECOND WINNINGEST PRO SPORTS TEAM SINCE 1994

## PATRIOTS ARE SECOND WINNINGEST PRO SPORTS FRANCHISE SINCE 1994

Since the 1994 season, the Patriots have won 67.6 percent of their regular season games (217-104), compiling the second-highest winning percentage in major American professional sports over that period. Since 1994, there have been 143 franchises that have fielded teams in the five major American sports leagues (NFL, MLB, NBA, NHL and MLS).

### HIGHEST WINNING PERCENTAGE IN MAJOR AMERICAN PROFESSIONAL SPORTS, 1994-PRESENT

(Regular Season – Includes National Football League, Major League Baseball, National Basketball Association, National Hockey League and Major League Soccer)

Records updated through games of September 8, 2014

Rk	Team	Lg	W	L	T/OTL	Pct.
1	San Antonio Spurs	NBA	1091	500	0	0.686
<b>2</b>	<b>New England Patriots</b>	<b>NFL</b>	<b>217</b>	<b>104</b>	<b>0</b>	<b>0.676</b>
3	Detroit Red Wings	NHL	879	403	208	0.660
4	Green Bay Packers	NFL	204	116	1	0.637
5	Los Angeles Lakers	NBA	1006	586	0	0.632
6	Pittsburgh Steelers	NFL	201	119	1	0.628
7	New Jersey Devils	NHL	802	486	202	0.606
8	Indianapolis Colts	NFL	194	127	0	0.604
8	Seattle Sounders FC	MLS	90	51	47	0.604
10	Denver Broncos	NFL	192	129	0	0.598
11	New York Yankees	MLB	1959	1351	0	0.592
12	Dallas Stars	NHL	772	511	207	0.588
13	Utah Jazz	NBA	935	657	0	0.587
14	Philadelphia Flyers	NHL	754	500	223	0.586
15	Colorado Avalanche/Quebec Nordiques	NHL	775	522	193	0.585
16	Phoenix Suns	NBA	914	678	0	0.574
17	Dallas Mavericks	NBA	913	679	0	0.573
17	Atlanta Braves	MLB	1900	1416	0	0.573
17	Miami Heat	NBA	912	680	0	0.573
20	Oklahoma City/Seattle Thunder	NBA	907	685	0	0.570
21	Los Angeles Galaxy	MLS	278	197	111	0.569
22	St. Louis Blues	NHL	732	541	216	0.564
22	San Jose Sharks	NHL	736	546	208	0.564
24	Boston Bruins	NHL	725	536	229	0.563
25	Pittsburgh Penguins	NHL	745	565	179	0.560
26	Indiana Pacers	NBA	890	701	0	0.559
27	Vancouver Canucks	NHL	720	554	216	0.556
28	Philadelphia Eagles	NFL	177	142	1	0.555
29	Houston Rockets	NBA	882	710	0	0.554
30	Ottawa Senators	NHL	717	568	205	0.550
30	San Francisco 49ers	NFL	176	144	1	0.550
32	Baltimore Ravens	NFL	158	130	1	0.548
32	Boston Red Sox	MLB	1817	1501	0	0.548
34	Washington Capitals	NHL	707	577	205	0.544
35	Houston Dynamo	MLS	110	86	84	0.543
36	Chicago Fire	MLS	221	177	125	0.542
37	St. Louis Cardinals	MLB	1788	1527	0	0.539
37	Buffalo Sabres	NHL	702	585	203	0.539
39	Nashville Predators	NHL	557	469	160	0.537
39	Portland TrailBlazers	NBA	855	737	0	0.537
41	Anaheim Ducks	NHL	689	591	210	0.533
41	Montreal Canadiens	NHL	689	592	209	0.533
43	Chicago Blackhawks	NHL	676	581	224	0.532
43	Minnesota Wild	NHL	474	408	150	0.532
45	Minnesota Vikings	NFL	170	150	1	0.531
46	Toronto Maple Leafs	NHL	691	601	198	0.530
46	Los Angeles Dodgers	MLB	1758	1559	0	0.530
46	Dallas Cowboys	NFL	170	151	0	0.530
49	Los Angeles/Anaheim/CA Angels	MLB	1755	1563	0	0.529
50	Orlando Magic	NBA	841	751	0	0.528
50	New York Rangers	NHL	691	608	191	0.528

**NOTES:** This analysis uses NFL rules when calculating winning percentage, counting ties as a half-win and a half-loss. For NHL teams, overtime losses (OTL) and ties from 2001-2004 (the NHL abolished ties in 2005-2006 and instituted a shootout system) are counted as ties when calculating winning percentage.

### HIGHEST WINNING PERCENTAGE AMONG BOSTON-AREA MAJOR PROFESSIONAL SPORTS TEAMS, 1994-PRESENT

(Rankings listed below are each team's overall ranking among the 143 major American pro sports teams)

Records updated through games of September 8, 2014

Rank	Team	Lg.	W	L	T/OTL	Pct.
<b>2</b>	<b>New England Patriots</b>	<b>NFL</b>	<b>217</b>	<b>104</b>	<b>0</b>	<b>0.676</b>
24	Boston Bruins	NHL	725	536	229	0.563
32	Boston Red Sox	MLB	1817	1501	0	0.548
87	Boston Celtics	NBA	779	812	0	0.490
108	New England Revolution	MLS	220	254	114	0.471





# 2014 OFFENSIVE STATISTICS

**WON 0, LOST 1**

09/07	L 20-33	at Miami	70,630
09/14		at Minnesota	
09/21		Oakland	
09/29		at Kansas City	
10/05		Cincinnati	
10/12		at Buffalo	
10/16		New York Jets	
10/26		Chicago	
11/02		Denver	
11/16		at Indianapolis	
11/23		Detroit	
11/30		at Green Bay	
12/07		at San Diego	
12/14		Miami	
12/21		at New York Jets	
12/28		Buffalo	

N.E. Opp.

TOTAL FIRST DOWNS	20	25
Rushing	7	11
Passing	12	10
Penalty	1	4
3rd Down: Made/Att	5/17	7/13
3rd Down Pct.	29.4	53.8
4th Down: Made/Att	2/4	0/0
4th Down Pct.	50.0	0.0
POSSESSION AVG.	29:33	30:27
TOTAL NET YARDS	315	360
Avg. Per Game	315.0	360.0
Total Plays	80	71
Avg. Per Play	3.9	5.1
NET YARDS RUSHING	89	191
Avg. Per Game	89.0	191.0
Total Rushes	20	38
NET YARDS PASSING	226	169
Avg. Per Game	226.0	169.0
Sacked/Yards Lost	4/23	1/9
Gross Yards	249	178
Att./Completions	56/29	32/18
Completion Pct.	51.8	56.3
Had Intercepted	0	1
PUNTS/AVERAGE	6/40.2	2/50.0
NET PUNTING AVG.	6/36.2	2/42.5
PENALTIES/YARDS	9/100	4/26
FUMBLES/BALL LOST	3/2	3/2
TOUCHDOWNS	2	3
Rushing	1	1
Passing	1	2
Returns	0	0

**\* SCORE BY PERIODS**

	Q1	Q2	Q3	Q4	OT	PTS
TEAM	10	10	0	0	0	20
OPPONENTS	7	3	13	10	0	33

**\* SCORING**

	TD	Ru	Pa	Rt	K-PAT	FG	S	PTS
Gostkowski	0	0	0	0	2/ 2	2/ 2	0	8
Gronkowski	1	0	1	0			0	6
Vereen	1	1	0	0			0	6
TEAM	2	1	1	0	2/ 2	2/ 2	0	20
OPPONENTS	3	1	2	0	3/ 3	4/ 4	0	33

2-Pt Conv: TM 0-0, OPP 0-0

SACKS: Mayo 1, TM 1, OPP 4

FUM/LOST: Brady 2/2, Edelman 1/0

* RUSHING	No.	Yds	Avg	Long	TD
Vereen	7	36	5.1	11	1
Edelman	2	21	10.5	17	0
Ridley	8	21	2.6	11	0
Bolden	2	8	4.0	7	0
Brady	1	3	3.0	3	0
TEAM	20	89	4.5	17	1
OPPONENTS	38	191	5.0	15	1

* RECEIVING	No.	Yds	Avg	Long	TD
Edelman	6	95	15.8	44	0
Thompkins	5	37	7.4	14	0
Vereen	5	35	7.0	12	0
Gronkowski	4	40	10.0	18	1
Amendola	3	16	5.3	8	0
Wright	3	15	5.0	8	0
Ridley	2	7	3.5	4	0
Bolden	1	4	4.0	4	0
TEAM	29	249	8.6	44	1
OPPONENTS	18	178	9.9	24	2

* INTERCEPTIONS	No.	Yds	Avg	Long	TD
Dennard	1	0	0.0	0	0
TEAM	1	0	0.0	0	0
OPPONENTS	0	0	---	---	0

* PUNTING	No.	Yds	Avg	Net	TB	In	Lg	B
Allen	5	241	48.2	36.2	0	2	63	1
TEAM	6	241	40.2	36.2	0	2	63	1
OPPONENTS	2	100	50.0	42.5	0	0	51	0

* PUNT RETURNS	Ret	FC	Yds	Avg	Long	TD
Edelman	2	0	15	7.5	13	0
TEAM	2	0	15	7.5	13	0
OPPONENTS	3	2	24	8.0	16	0

* KICKOFF RETURNS	No.	Yds	Avg	Long	TD
Chung	2	50	25.0	30	0
McCourty	1	27	27.0	27	0
TEAM	3	77	25.7	30	0
OPPONENTS	3	75	25.0	29	0

* FIELD GOALS	1-19	20-29	30-39	40-49	50+
Gostkowski	0/ 0	0/ 0	0/ 0	2/ 2	0/ 0
TEAM	0/ 0	0/ 0	0/ 0	2/ 2	0/ 0
OPPONENTS	0/ 0	3/ 3	1/ 1	0/ 0	0/ 0

Gostkowski: (47G,45G)  
OPP: (38G,24G,22G,27G)

* PASSING	Att	Cmp	Yds	Cmp%	Yds/Att	TD	TD%	Int	Int%	Long	Sack/Lost	Rating
Brady	56	29	249	51.8	4.45	1	1.8	0	0.0	44	4/ 23	69.7
TEAM	56	29	249	51.8	4.45	1	1.8	0	0.0	44	4/ 23	69.7
OPPONENTS	32	18	178	56.3	5.56	2	6.3	1	3.1	24	1/ 9	79.9





# 2014 DEFENSIVE STATISTICS

Tackle Statistics based on Play-by-Play

PLAYER Name	TACKLES			SACKS			INTERCEPTIONS				FUMBLES				SP. TEAMS				
	TT	UT	A	S	Yds	QH	Int	Yds	TD	PD	FF	FR	Yds	TD	TT	UT	A	FF	FR
Jerod Mayo	12	10	2	1.0	9.0	1	0	0	0	0	0	0	0	0	0	0	0	0	0
Jamie Collins	8	8	0	0.0	0.0	0	0	0	0	1	1	0	0	0	0	0	0	0	0
Sealver Siliga	6	6	0	0.0	0.0	0	0	0	0	0	0	0	0	0	0	0	0	0	0
Rob Ninkovich	4	4	0	0.0	0.0	0	0	0	0	0	0	0	0	0	1	1	0	0	0
Chandler Jones	4	4	0	0.0	0.0	0	0	0	0	0	0	0	0	0	0	0	0	0	0
Patrick Chung	4	3	1	0.0	0.0	0	0	0	0	0	0	0	0	0	0	0	0	0	0
Devin McCourty	3	2	1	0.0	0.0	0	0	0	0	0	0	0	0	0	1	1	0	0	0
Alfonzo Dennard	2	2	0	0.0	0.0	0	1	0	0	1	0	1	0	0	0	0	0	0	0
Malcolm Butler	2	2	0	0.0	0.0	0	0	0	0	0	0	0	0	0	0	0	0	0	0
Vince Wilfork	2	1	1	0.0	0.0	0	0	0	0	0	0	0	0	0	0	0	0	0	0
Darelle Revis	1	1	0	0.0	0.0	0	0	0	0	2	0	1	0	0	0	0	0	0	0
Logan Ryan	1	1	0	0.0	0.0	0	0	0	0	0	1	0	0	0	0	0	0	0	0
Dont'a Hightower	1	0	1	0.0	0.0	1	0	0	0	0	0	0	0	0	0	0	0	0	0
Tavon Wilson	1	1	0	0.0	0.0	0	0	0	0	0	0	0	0	0	1	1	0	0	0
Kyle Arrington	1	1	0	0.0	0.0	0	0	0	0	0	0	0	0	0	1	1	0	0	0
Joe Vellano	1	1	0	0.0	0.0	0	0	0	0	0	0	0	0	0	0	0	0	0	0
Dominique Easley	1	1	0	0.0	0.0	0	0	0	0	0	0	0	0	0	0	0	0	0	0
Nate Ebner	0	0	0	0.0	0.0	0	0	0	0	0	0	0	0	0	1	1	0	0	0
Don Jones	0	0	0	0.0	0.0	0	0	0	0	0	0	0	0	0	1	1	0	0	0
	54	48	6	1.0	9.0	2	1	0	0	4	2	2	0	0	6	6	0	0	0

FUMBLES - LOST (3-2)				
	No.	Lost	Own	
			Rec	O.B.
Tom Brady	2	2	0	0
Julian Edelman	1	0	1	0
	3	2	1	0

MISC. OFFENSIVE STATS				
	Tkl	Ast	FF	FR
Tom Brady	1	0	0	0
Jordan Devey	1	0	0	0
	2	0	0	1

KEY	
TT-Total Tackles	Int/Yds-Interceptions/Yards Returned
UT-Unassisted Tackles	PD-Passes Defensed
A-Assisted Tackles	FF-Forced Fumbles

BLOCKED KICKS			
	XP	FG	P
Totals	0	0	0





# 2014 NEW ENGLAND PATRIOTS ROSTER

AS OF SEPTEMBER 9, 2014

## ALPHABETICAL ROSTER

#	NAME	POS	HT	WT	BORN	YR	COLLEGE	H.S. HOMETOWN
48	Aiken, Danny	LS	6-4	255	8/28/1988	4	Virginia	Roanoke, Va.
6	Allen, Ryan	P	6-2	215	2/28/1990	2	Louisiana Tech	Salem, Ore.
80	Amendola, Danny	WR	5-11	195	11/2/1985	6	Texas Tech	The Woodlands, Texas
25	Arrington, Kyle	CB	5-10	190	8/12/1986	6	Hofstra	Accokeek, Md.
38	Bolden, Brandon	RB	5-11	220	1/26/1990	3	Mississippi	Baton Rouge, La.
12	Brady, Tom	QB	6-4	225	8/3/1977	15	Michigan	San Mateo, Calif.
39	Browner, Brandon	CB	6-4	221	8/2/1984	5	Oregon State	Sylmar, Calif.
99	Buchanan, Michael	DL	6-6	255	1/24/1991	2	Illinois	Homewood, Ill.
21	Butler, Malcolm	CB	5-11	190	3/2/1990	R	West Alabama	Vicksburg, Miss.
61	Cannon, Marcus	OL	6-5	335	5/6/1988	4	Texas Christian	Odessa, Texas
23	Chung, Patrick	S	5-11	210	8/19/1987	6	Oregon	Racho Cucamonga, Calif.
91	Collins, Jamie	LB	6-3	250	10/20/1989	2	Southern Mississippi	McCall Creek, Miss.
63	Connolly, Dan	OL	6-4	305	9/2/1982	9	Southeast Missouri St.	St. Louis, Mo.
37	Dennard, Alfonso	CB	5-10	200	9/9/1989	3	Nebraska	Rochelle, Ga.
46	Develin, James	FB	6-3	255	7/23/1988	2	Brown	Gilbertsville, Pa.
65	Devey, Jordan	T	6-6	317	1/11/1988	1	Memphis	American Fork, Utah
17	Dobson, Aaron	WR	6-3	200	7/23/1991	2	Marshall	Dunbar, W.V.
74	Easley, Dominique	DL	6-2	290	4/28/1992	R	Florida	Staten Island, N.Y.
43	Ebner, Nate	DB	6-0	210	12/14/1988	3	Ohio State	Dublin, Ohio
11	Edelman, Julian	WR	5-10	200	5/22/1986	6	Kent State	Redwood City, Calif.
71	Fleming, Cameron	OL	6-6	325	9/3/1992	R	Stanford	Houston, Texas
58	Fleming, Darius	LB	6-2	255	7/19/1989	3	Notre Dame	Chicago, Ill.
10	Garoppolo, Jimmy	QB	6-2	225	11/2/1991	R	Eastern Illinois	Arlington, Ill.
3	Gostkowski, Stephen	K	6-1	215	1/28/1984	9	Memphis	Madison, Miss.
87	Gronkowski, Rob	TE	6-6	265	5/14/1989	5	Arizona	Pittsburgh, Pa.
30	Harmon, Duron	DB	6-1	205	1/24/1991	2	Rutgers	Magnolia, Del.
54	Hightower, Dont'a	LB	6-3	270	3/12/1990	3	Alabama	Lewisburg, Tenn.
47	Hoomanawanui, Michael	TE	6-4	260	7/4/1988	5	Illinois	Bloomington, Ill.
95	Jones, Chandler	DE	6-5	265	2/27/1990	3	Syracuse	Endicott, N.Y.
94	Jones, Chris	DT	6-1	309	7/12/1990	2	Bowling Green	Brownsburg, Ind.
29	Jones, Don	S	5-11	205	5/14/1990	2	Arkansas State	Town Creek, Ala.
67	Kline, Josh	OL	6-3	295	12/29/1989	2	Kent State	Mason, Ohio
19	LaFell, Brandon	WR	6-3	210	11/4/1986	5	Louisiana State	Houston, Texas
51	Mayo, Jerod	LB	6-1	250	2/23/1986	7	Tennessee	Hampton, Va.
32	McCourty, Devin	DB	5-10	195	8/13/1987	5	Rutgers	Montvale, N.J.
90	Moore, Zach	DL	6-6	275	9/5/1990	R	Concordia-St. Paul	Chicago, Ill.
50	Ninkovich, Rob	DE	6-2	260	2/1/1984	9	Purdue	Blue Island, Ill.
24	Revis, Darrelle	CB	5-11	198	7/14/1985	8	Pittsburgh	Aliquippa, Pa.
22	Ridley, Stevan	RB	5-11	220	1/27/1989	4	Louisiana State	Natchez, Miss.
26	Ryan, Logan	CB	5-11	195	2/9/1991	2	Rutgers	Voorhees, N.J.
96	Siliga, Sealver	DT	6-2	325	4/26/1990	3	Utah	West Jordan, Utah
18	Slater, Matthew	WR	6-0	210	9/9/1985	7	UCLA	Anaheim, Calif.
77	Solder, Nate	T	6-8	320	4/12/1988	4	Colorado	Buena Vista, Colo.
66	Stork, Bryan	OL	6-4	310	11/15/1990	R	Florida State	Vero Beach, Fla.
85	Thompkins, Kenbrell	WR	6-1	195	7/29/1988	2	Cincinnati	Miami, Fla.
84	Tyms, Brian	WR	6-3	204	2/21/1989	2	Florida A&M	Ft. Lauderdale, Fla.
72	Vellano, Joe	DL	6-2	300	10/30/1988	2	Maryland	Rexford, N.Y.
34	Vereen, Shane	RB	5-10	205	3/2/1989	4	California	Valencia, Calif.
76	Vollmer, Sebastian	T	6-8	320	7/10/1984	6	Houston	Kaarst, Germany
62	Wendell, Ryan	OL	6-2	300	3/4/1986	6	Fresno State	Pomona, Calif.
59	White, Chris	LB	6-3	238	1/15/1989	4	Mississippi State	Vanderve, Miss.
28	White, James	RB	5-10	205	2/3/1992	R	Wisconsin	Ft. Lauderdale, Fla.
75	Wilfork, Vince	DL	6-2	325	11/4/1981	11	Miami (Fla.)	Boynton Beach, Fla.
27	Wilson, Tavon	DB	6-0	215	3/19/1990	3	Illinois	Washington, D.C.
81	Wright, Tim	TE	6-4	220	4/7/1990	2	Rutgers	Wall Township, N.J.

## NUMERICAL ROSTER

#	NAME	POS
3	Stephen Gostkowski	K
6	Ryan Allen	P
10	Jimmy Garoppolo	QB
11	Julian Edelman	WR
12	Tom Brady	QB
17	Aaron Dobson	WR
18	Matthew Slater	WR
19	Brandon LaFell	WR
21	Malcolm Butler	CB
22	Stevan Ridley	RB
23	Patrick Chung	S
24	Darrelle Revis	CB
25	Kyle Arrington	CB
26	Logan Ryan	CB
27	Tavon Wilson	DB
28	James White	RB
29	Don Jones	S
30	Duron Harmon	DB
32	Devin McCourty	DB
34	Shane Vereen	RB
37	Alfonzo Dennard	CB
38	Brandon Bolden	RB
39	Brandon Browner	CB
43	Nate Ebner	DB
46	James Develin	FB
47	Michael Hoomanawanui	TE
48	Danny Aiken	LS
50	Rob Ninkovich	DE
51	Jerod Mayo	LB
54	Dont'a Hightower	LB
58	Darius Fleming	LB
59	Chris White	LB
61	Marcus Cannon	OL
62	Ryan Wendell	OL
63	Dan Connolly	OL
65	Jordan Devey	T
66	Bryan Stork	OL
67	Josh Kline	OL
71	Cameron Fleming	OL
72	Joe Vellano	DL
74	Dominique Easley	DL
75	Vince Wilfork	DL
76	Sebastian Vollmer	T
77	Nate Solder	T
80	Danny Amendola	WR
81	Tim Wright	TE
84	Brian Tyms	WR
85	Kenbrell Thompkins	WR
87	Rob Gronkowski	TE
90	Zach Moore	DL
91	Jamie Collins	LB
94	Chris Jones	DT
95	Chandler Jones	DE
96	Sealver Siliga	DT
99	Michael Buchanan	DL

## PRACTICE SQUAD

#	NAME	POS	HT	WT	BORN	YR	COLLEGE	H.S. HOMETOWN
64	Barker, Chris	OL	6-2	310	8/3/1990	2	Nevada	Etiwanda, Calif.
92	Bequette, Jake	DE	6-5	265	2/21/1989	3	Arkansas	Little Rock, Ark.
8	Bethel-Thompson, McLeod	QB	6-3	230	7/3/1988	3	Sacramento State	San Francisco, Calif.
82	Boyce, Josh	WR	5-11	205	5/6/1991	2	Texas Christian	Copperas Cove, Texas
53	Davis, Ja'Gared	LB	6-0	238	9/11/1990	1	Southern Methodist	Crockett, Texas
35	Gray, Jonas	RB	5-10	230	6/27/1990	1	Notre Dame	Pontiac, Mich.
69	Martin, Chris	OL	6-5	305	1/4/1990	R	Central Florida	Walton Beach, Fla.
98	Quarles, Kelcy	DL	6-4	294	1/23/1992	R	South Carolina	Hodgins, S.C.
55	Skinner, Deontae	LB	6-2	250	12/18/1990	R	Mississippi State	Macon, Miss.
33	Thigpen, Marcus	RB	5-9	200	5/15/1986	3	Indiana	Detroit, Mich.

## PRACTICE SQUAD

#	NAME	POS
8	McLeod Bethel-Thompson	QB
33	Marcus Thigpen	RB
35	Jonas Gray	RB
53	Ja'Gared Davis	LB
55	Deontae Skinner	LB
64	Chris Barker	OL
69	Chris Martin	OL
82	Josh Boyce	WR
92	Jake Bequette	DE
98	Kelcy Quarles	DL

## RESERVE/INJURED LIST

#	NAME	POS	HT	WT	BORN	YR	COLLEGE	H.S. HOMETOWN
31	Gaffney, Tyler	RB	6-0	220	4/20/1991	R	Stanford	San Diego, Calif.
45	Gordon, Cameron	LB	6-3	240	6/5/1991	R	Michigan	Detroit, Mich.
52	Morris, James	LB	6-2	240	11/20/1991	R	Iowa	Solon, Iowa
16	Orton, Greg	WR	6-3	199	12/17/1986	1	Purdue	Huber Heights, Ohio

## RESERVE/INJURED LIST

#	NAME	POS
16	Greg Orton	WR
31	Tyler Gaffney	RB
45	Cameron Gordon	LB
52	James Morris	LB

## HEAD COACH: BILL BELICHICK

**ASSISTANTS:** Josh Boyer, Cornerbacks; Moses Cabrera, Assistant Strength and Conditioning; Brian Daboll, Tight Ends; Brendan Daly, Defensive Assistant; Dave DeGuglielmo, Offensive Line; Ivan Fears, Running Backs; Brian Flores, Safeties; Patrick Graham, Linebackers; Joe Judge, Asst. Special Teams; Josh McDaniels, Offensive Coordinator/Quarterbacks; Harold Nash, Head Strength and Conditioning; Scott O'Brien, Special Teams; Chad O'Shea, Receivers; Matt Patricia, Defensive Coordinator.





# 2014 NUMERICAL ROSTER

September 9, 2014

3	Stephen Gostkowski	K	6-1	215	30	9	Memphis	D4b-06
6	Ryan Allen	P	6-2	215	24	2	Louisiana Tech	FA-13
10	Jimmy Garoppolo	QB	6-2	225	22	R	Eastern Illinois	D2-14
11	Julian Edelman	WR	5-10	200	28	6	Kent State	D7a-09
12	Tom Brady	QB	6-4	225	37	15	Michigan	D6b-00
17	Aaron Dobson	WR	6-3	200	23	2	Marshall	D2b-13
18	Matthew Slater	WR	6-0	210	28	7	UCLA	D5-08
19	Brandon LaFell	WR	6-3	210	27	5	Louisiana State	UFA(CAR)-14
21	Malcolm Butler	CB	5-11	190	24	R	West Alabama	FA-14
22	Stevan Ridley	RB	5-11	220	25	4	Louisiana State	D3a-11
23	Patrick Chung	S	5-11	210	27	6	Oregon	FA-13
24	Darrelle Revis	CB	5-11	198	29	8	Pittsburgh	FA-14
25	Kyle Arrington	CB	5-10	190	28	6	Hofstra	FA-09
26	Logan Ryan	CB	5-11	195	23	2	Rutgers	D3a-13
27	Tavon Wilson	DB	6-0	215	24	3	Illinois	D2-12
28	James White	RB	5-10	205	22	R	Wisconsin	D4b-14
29	Don Jones	S	5-11	205	24	2	Arkansas State	CW(MIA)-14
30	Duron Harmon	DB	6-1	205	23	2	Rutgers	D3b-13
32	Devin McCourty	DB	5-10	195	27	5	Rutgers	D1-10
34	Shane Vereen	RB	5-10	205	25	4	California	D2b-11
37	Alfonzo Dennard	CB	5-10	200	24	3	Nebraska	D7a-12
38	Brandon Bolden	RB	5-11	220	24	3	Mississippi	FA-12
39	Brandon Browner	CB	6-4	221	30	5	Oregon State	UFA(SEA)-14
43	Nate Ebner	DB	6-0	210	25	3	Ohio State	D6-12
46	James Develin	FB	6-3	255	26	2	Brown	FA-12
47	Michael Hoomanawanui	TE	6-4	260	26	5	Illinois	FA-12
48	Danny Aiken	LS	6-4	255	26	4	Virginia	CW(BUF)-11
50	Rob Ninkovich	DE	6-2	260	30	9	Purdue	FA-09
51	Jerod Mayo	LB	6-1	250	28	7	Tennessee	D1-08
54	Dont'a Hightower	LB	6-3	270	24	3	Alabama	D1b-12
58	Darius Fleming	LB	6-2	255	25	3	Notre Dame	FA-14
59	Chris White	LB	6-3	238	25	4	Mississippi	CW(DET)-13
61	Marcus Cannon	OL	6-5	335	26	4	Texas Christian	D5a-11
62	Ryan Wendell	OL	6-2	300	28	6	Fresno State	FA-08
63	Dan Connolly	OL	6-4	305	32	9	Southeast Missouri St.	FA-08
65	Jordan Devey	T	6-6	317	26	1	Memphis	FA-13
66	Bryan Stork	OL	6-4	310	23	R	Florida State	D4a-14
67	Josh Kline	OL	6-3	295	24	2	Kent State	FA-13
71	Cameron Fleming	OL	6-6	325	22	R	Stanford	D4c-14
72	Joe Vellano	DL	6-2	300	25	2	Maryland	FA-13
74	Dominique Easley	DL	6-2	290	22	R	Florida	D1-14
75	Vince Wilfork	DL	6-2	325	32	11	Miami (Fla.)	D1a-04
76	Sebastian Vollmer	T	6-8	320	30	6	Houston	D2d-09
77	Nate Solder	T	6-8	320	26	4	Colorado	D1-11
80	Danny Amendola	WR	5-11	195	28	6	Texas Tech	UFA(STL)-13
81	Tim Wright	TE	6-4	220	24	2	Rutgers	TR(TB)-14
84	Brian Tyms	WR	6-3	204	25	2	Florida A&M	FA-14
85	Kenbrell Thompkins	WR	6-1	195	26	2	Cincinnati	FA-13
87	Rob Gronkowski	TE	6-6	265	25	5	Arizona	D2a-10
90	Zach Moore	DL	6-6	275	24	R	Concordia-St. Paul	D6b-14
91	Jamie Collins	LB	6-3	250	24	2	Southern Mississippi	D2a-13
94	Chris Jones	DT	6-7	309	24	2	Bowling Green	CW(TB)-13
95	Chandler Jones	DE	6-8	265	24	3	Syracuse	D1a-12
96	Sealver Siliga	DT	6-9	325	24	3	Utah	FA-13
99	Michael Buchanan	DL	6-12	255	23	2	Illinois	D7a-13

PRACTICE SQUAD

#	NAME	POS	HT	WT	AGE	YR	COLLEGE	ACQ.
8	McLeod Bethel-Thompson	QB	6-3	230	26	3	Sacramento State	FA-14
33	Marcus Thigpen	RB	5-9	200	28	3	Indiana	FA-14
35	Jonas Gray	RB	5-10	230	24	1	Notre Dame	FA-14
53	Ja'Gared Davis	LB	6-0	238	23	1	Southern Methodist	CW(HOU)-13
55	Deontae Skinner	LB	6-2	250	23	R	Mississippi State	FA-14
64	Chris Barker	OL	6-2	310	24	2	Nevada	CW(MIA)-13
69	Chris Martin	OL	6-5	305	24	R	Central Florida	FA-14
82	Josh Boyce	WR	5-11	205	23	2	Texas Christian	D4-13
92	Jake Bequette	DE	6-5	265	25	3	Arkansas	D3-12
98	Kelcy Quarles	DL	6-4	294	22	R	South Carolina	CW(NYG)-14

RESERVE/INJURED LIST

#	NAME	POS	HT	WT	AGE	YR	COLLEGE	(IR date)
16	Greg Orton	WR	6-3	199	27	1	Purdue	7/28/2014
31	Tyler Gaffney	RB	6-0	220	23	R	Stanford	8/26/2014
45	Cameron Gordon	LB	6-3	240	23	R	Michigan	8/26/2014
52	James Morris	LB	6-2	240	22	R	Iowa	8/30/2014





# 2014 POSITIONAL ROSTER

September 9, 2014

DEFENSE (26)								
#	NAME	POS	HT	WT	BORN	YR	COLLEGE	H.S. HOMETOWN
DEFENSIVE LINE (9)								
99	Buchanan, Michael	DL	6-6	255	1/24/1991	2	Illinois	Homewood, Ill.
74	Easley, Dominique	DL	6-2	290	4/28/1992	R	Florida	Staten Island, N.Y.
95	Jones, Chandler	DE	6-5	265	2/27/1990	3	Syracuse	Endicott, N.Y.
94	Jones, Chris	DT	6-1	309	7/12/1990	2	Bowling Green	Brownsburg, Ind.
90	Moore, Zach	DL	6-6	275	9/5/1990	R	Concordia-St. Paul	Chicago, Ill.
50	Ninkovich, Rob	DE	6-2	260	2/1/1984	9	Purdue	Blue Island, Ill.
96	Siliga, Sealver	DT	6-2	325	4/26/1990	3	Utah	West Jordan, Utah
72	Vellano, Joe	DL	6-2	300	10/30/1988	2	Maryland	Rexford, N.Y.
75	Wilfork, Vince	DL	6-2	325	11/4/1981	11	Miami (Fla.)	Boynton Beach, Fla.
LINEBACKER (5)								
91	Collins, Jamie	LB	6-3	250	10/20/1989	2	Southern Mississippi	McCall Creek, Miss.
58	Fleming, Darius	LB	6-2	255	7/19/1989	3	Notre Dame	Chicago, Ill.
54	Hightower, Dont'a	LB	6-3	270	3/12/1990	3	Alabama	Lewisburg, Tenn.
51	Mayo, Jerod	LB	6-1	250	2/23/1986	7	Tennessee	Hampton, Va.
59	White, Chris	LB	6-3	238	1/15/1989	4	Mississippi State	Vancleave, Miss.
DEFENSIVE BACK (12)								
25	Arrington, Kyle	CB	5-10	190	8/12/1986	6	Hofstra	Accokeek, Md.
39	Browner, Brandon	CB	6-4	221	8/2/1984	5	Oregon State	Sylmar, Calif.
21	Butler, Malcolm	CB	5-11	190	3/2/1990	R	West Alabama	Vicksburg, Miss.
23	Chung, Patrick	S	5-11	210	8/19/1987	6	Oregon	Rancho Cucamonga, Calif.
37	Dennard, Alfonso	CB	5-10	200	9/9/1989	3	Nebraska	Rochelle, Ga.
43	Ebner, Nate	DB	6-0	210	12/14/1988	3	Ohio State	Dublin, Ohio
30	Harmon, Duron	DB	6-1	205	1/24/1991	2	Rutgers	Magnolia, Del.
29	Jones, Don	S	5-11	205	5/14/1990	2	Arkansas State	Town Creek, Ala.
32	McCourty, Devin	DB	5-10	195	8/13/1987	5	Rutgers	Montvale, N.J.
24	Revis, Darrelle	CB	5-11	198	7/14/1985	8	Pittsburgh	Aliquippa, Pa.
26	Ryan, Logan	CB	5-11	195	2/9/1991	2	Rutgers	Voorhees, N.J.
27	Wilson, Tavon	DB	6-0	215	3/19/1990	3	Illinois	Washington, D.C.
OFFENSE (26)								
#	NAME	POS	HT	WT	BORN	YR	COLLEGE	H.S. HOMETOWN
OFFENSIVE LINE (9)								
61	Cannon, Marcus	OL	6-5	335	5/6/1988	4	Texas Christian	Odessa, Texas
63	Connolly, Dan	OL	6-4	305	9/2/1982	9	Southeast Missouri St.	St. Louis, Mo.
65	Devey, Jordan	T	6-6	317	1/11/1988	1	Memphis	American Fork, Utah
71	Fleming, Cameron	OL	6-6	325	9/3/1992	R	Stanford	Houston, Texas
67	Kline, Josh	OL	6-3	295	12/29/1989	2	Kent State	Mason, Ohio
77	Solder, Nate	T	6-8	320	4/12/1988	4	Colorado	Buena Vista, Co.
66	Stork, Bryan	OL	6-4	310	11/15/1990	R	Florida State	Vero Beach, Fla.
76	Vollmer, Sebastian	T	6-8	320	7/10/1984	6	Houston	Kaarst, Germany
62	Wendell, Ryan	OL	6-2	300	3/4/1986	6	Fresno State	Pomona, Calif.
QUARTERBACK (2)								
12	Brady, Tom	QB	6-4	225	8/3/1977	15	Michigan	San Mateo, Calif.
10	Garoppolo, Jimmy	QB	6-2	225	11/2/1991	R	Eastern Illinois	Arlington Heights, Ill.
WIDE RECEIVER (7)								
80	Amendola, Danny	WR	5-11	195	11/2/1985	6	Texas Tech	The Woodlands, Texas
17	Dobson, Aaron	WR	6-3	200	7/23/1991	2	Marshall	Dunbar, W.V.
11	Edelman, Julian	WR	5-10	198	5/22/1986	6	Kent State	Redwood City, Calif.
19	LaFell, Brandon	WR	6-3	210	11/4/1986	5	Louisiana State	Houston, Texas
18	Slater, Matthew	WR	6-0	210	9/9/1985	7	UCLA	Anaheim, Calif.
85	Thompkins, Kenbrell	WR	6-1	195	7/29/1988	2	Cincinnati	Miami, Fla.
84	Tyms, Brian	WR	6-3	204	2/21/1989	2	Florida A&M	Ft. Lauderdale, Fla.
RUNNING BACK (5)								
38	Bolden, Brandon	RB	5-11	220	1/26/1990	3	Mississippi	Baton Rouge, La.
46	Develin, James	FB	6-3	255	7/23/1988	2	Brown	Gilbertsville, Pa.
22	Ridley, Stevan	RB	5-11	220	1/27/1989	4	Louisiana State	Natchez, Miss.
34	Vereen, Shane	RB	5-10	205	3/2/1989	4	California	Valencia, Calif.
28	White, James	RB	5-10	205	2/3/1992	R	Wisconsin	Ft. Lauderdale, Fla.
TIGHT END (3)								
87	Gronkowski, Rob	TE	6-6	265	5/14/1989	5	Arizona	Pittsburgh, Pa.
47	Hoomanawanui, Michael	TE	6-4	260	7/4/1988	5	Illinois	Bloomington, Ill.
81	Wright, Tim	TE	6-4	220	4/7/1990	2	Rutgers	Wall Township, N.J.
SPECIALISTS (3)								
#	NAME	POS	HT	WT	BORN	YR	COLLEGE	H.S. HOMETOWN
SPECIALISTS (3)								
48	Aiken, Danny	LS	6-4	255	8/28/1988	4	Virginia	Roanoke, Va.
6	Allen, Ryan	P	6-2	215	2/28/1990	2	Louisiana Tech	Salem, Ore.
3	Gostkowski, Stephen	K	6-1	215	1/28/1984	9	Memphis	Madison, Miss.
RESERVE/INJURED (4)								
#	NAME	POS	HT	WT	BORN	YR	COLLEGE	H.S. HOMETOWN
RESERVE/INJURED (4)								
31	Gaffney, Tyler	RB	6-0	220	4/20/1991	R	Stanford	San Diego, Calif.
45	Gordon, Cameron	LB	6-3	240	6/5/1991	R	Michigan	Detroit, Mich.
52	Morris, James	LB	6-2	240	11/20/1991	R	Iowa	Solon, Iowa
16	Orton, Greg	WR	6-3	199	12/17/1986	1	Purdue	Huber Heights, Ohio





# How The Patriots Were Built

UPDATED: September 9, 2014

<u>YEAR</u>	<u>DRAFTEES (29)</u>	<u>VETERAN FREE AGENTS (11)</u>	<u>WAIVERS (4) / TRADES (1)</u>	<u>ROOKIE AND FIRST-YEAR FREE AGENTS (10)</u>
2000	Tom Brady (6b)			
2004	Vince Wilfork (1a)			
2006	Stephen Gostkowski (4b)			
2008	Jerod Mayo (1) Matthew Slater (5)	Dan Connolly (fa) (JAX)		Ryan Wendell (fa)
2009	Sebastian Vollmer (2d) Julian Edelman (7a)	Rob Ninkovich (5) (NO)		Kyle Arrington (fa) (PHI)
2010	Devin McCourty (1) Rob Gronkowski (2a)			
2011	Nate Solder (1) Shane Vereen (2b) Stevan Ridley (3a) Marcus Cannon (5a)		Danny Aiken (fa) CW (BUF)	
2012	Chandler Jones (1a) Dont'a Hightower (1b) Tavon Wilson (2) Nate Ebner (6) Alfonzo Dennard (7a)	Michael Hoomanawanui (5) (STL)		Brandon Bolden (fa) James Develin (fa) (CIN)
2013	Jamie Collins (2a) Aaron Dobson (2b) Logan Ryan (3a) Duron Harmon (3b) Michael Buchanan (7a)	Danny Amendola (fa) (DAL) Sealver Siliga (fa) (SF)	Chris Jones (6) (HOU) CW (TB) Chris White (4) (BUF) CW (DET)	Ryan Allen (fa) Jordan Devey (fa) (BAL) Josh Kline (fa) Kenbrell Thompson (fa) Joe Vellano (fa)
2014	Dominique Easley (1) Jimmy Garoppolo (2) Bryan Stork (4a) James White (4b) Cameron Fleming (4c) Zach Moore (6b)	Brandon Browner (fa) (DEN) Patrick Chung (2) (NE) Darius Fleming (5) (SF) Brandon LaFell (3) (CAR) Darrelle Revis (1) (NYJ) Brian Tyms (fa) (SF)	Don Jones (7) CW (MIA) Tim Wright (fa) (tr-TB)	Malcolm Butler (fa)
<b>NOTE:</b> Team in parenthesis is the player's prior team (#) – indicates round drafted (fa) – indicates non-drafted free agents			<b><u>Reserve/Injured (4)</u></b> Tyler Gaffney (6) CW (CAR) Cameron Gordon (fa) James Morris (fa) Greg Orton (fa) (CIN)	





# 2014 TRANSACTIONS

UPDATED: September 9, 2014

**JANUARY, 2014**

1/8/2014	Gray, Jonas	Signed to a future contract
1/20/2014	Cave, Braxston	Signed to a future contract
1/20/2014	Devey, Jordan	Signed to a future contract
1/20/2014	Dunn, Reggie	Signed to a future contract
1/20/2014	Mattes, R.J.	Signed to a future contract
1/20/2014	McGuffie, Sam	Signed to a future contract
1/20/2014	Orton, Greg	Signed to a future contract
1/20/2014	Reed, Taylor	Signed to a future contract
1/21/2014	Forston, Marcus	Signed to a future contract

**FEBRUARY, 2014**

2/28/2014	Gregory, Steve	Released
-----------	----------------	----------

**MARCH, 2014**

3/10/2014	Grissom, Corry	Released
3/10/2014	McGuffie, Sam	Released
3/10/2014	Moe, TJ	Released
3/10/2014	Reed, Taylor	Released
3/12/2014	Hoomanawanui, Michael	Re-signed
3/12/2014	Sopoaga, Isaac	Released
3/12/2014	Zusevics, Markus	Released
3/15/2014	Browner, Brandon	Signed
3/17/2014	Revis, Darrelle	Signed
3/17/2014	LaFell, Brandon	Signed
3/18/2014	Edelman, Julian	Re-signed
3/19/2014	Hughlett, Charley	Signed
3/31/2014	Wendell, Ryan	Re-signed

**APRIL, 2014**

4/3/2014	Chung, Patrick	Signed
4/4/2014	Wilson, Adrian	Released
4/24/2014	Hull, Josh	Signed

**MAY, 2014**

5/5/2014	Smith, Will	Signed
5/8/2014	Easley, Dominique	Drafted
5/9/2014	Garoppolo, Jimmy	Drafted
5/10/2014	Stork, Bryan	Drafted
5/10/2014	White, James	Drafted
5/10/2014	Fleming, Cameron	Drafted
5/10/2014	Halapio, Jon	Drafted
5/10/2014	Moore, Zach	Drafted
5/10/2014	Thomas, Jemea	Drafted
5/10/2014	Gallon, Jeremy	Drafted
5/12/2014	Beck, Tyler	Signed
5/12/2014	Finch, Roy	Signed
5/12/2014	Gary, Shamiel	Signed
5/12/2014	Gordon, Cameron	Signed
5/12/2014	Hawkins, Travis	Signed
5/12/2014	Houston, Stephen	Signed
5/12/2014	Jones, Justin	Signed
5/12/2014	Skinner, Deontae	Signed
5/12/2014	Watson, Asa	Signed
5/15/2014	Beck, Tyler	Released
5/15/2014	Hughlett, Charley	Released
5/16/2014	Fleming, Cameron	Signed/Draft Choice
5/16/2014	Gallon, Jeremy	Signed/Draft Choice
5/16/2014	Moore, Zach	Signed/Draft Choice
5/16/2014	White, James	Signed/Draft Choice
5/16/2014	Deering, Jeremy	Signed
5/16/2014	Fleming, Darius	Signed
5/16/2014	Morris, James	Signed
5/16/2014	Ott, Tyler	Signed
5/19/2014	Halapio, Jon	Signed/Draft Choice
5/19/2014	Stork, Bryan	Signed/Draft Choice
5/19/2014	Thomas, Jemea	Signed/Draft Choice
5/19/2014	Butler, Malcolm	Signed
5/19/2014	Johnson, Derrick	Signed
5/19/2014	McCuller, Taylor	Signed
5/20/2014	Morris, James	Released
5/22/2014	Swanson, Daxton	Signed
5/22/2014	Tuipulotu, L.T.	Signed
5/22/2014	Deering, Jeremy	Released
5/22/2014	Orton, Greg	Released
5/27/2014	Van Hooser, Wilson	Signed
5/27/2014	Wiggins, Reese	Signed

**JUNE, 2014**

6/2/2014	Garoppolo, Jimmy	Signed/Draft Choice
6/4/2014	Anderson, James	Signed
6/4/2014	Harrison, Mark	Released
6/9/2014	Auffray, Kyle	Signed
6/9/2014	Johnson, Derrick	Released
6/11/2014	Mattes, R.J.	Released
6/12/2014	Johnson, Jeremy	Signed
6/16/2014	Auffray, Kyle	Released
6/17/2014	Epenesa, Seali'i	Signed

**JUNE, 2014 (continued)**

6/19/2014	Dunn, Reggie	Released
6/23/2014	Easley, Dominique	Signed/Draft Choice
6/23/2014	Martin, Chris	Signed

**JULY, 2014**

7/16/2014	Armstead, Armond	Reserve/Retired
7/17/2014	Johnson, Jeremy	Released
7/17/2014	Wiggins, Reese	Released
7/18/2014	Johnson, Derrick	Signed
7/18/2014	McDonald, Tyler	Signed
7/20/2014	Byham, Nate	Signed
7/21/2014	Manumaleuna, Eathyn	Signed
7/21/2014	Epenesa, Seali'i	Released
7/23/2014	Orton, Greg	Signed
7/23/2014	McDonald, Tyler	Released
7/25/2014	Byham, Nate	Released
7/27/2014	Orton, Greg	Released
7/27/2014	Stanford, Cole	Signed
7/27/2014	Tyms, Brian	Signed
7/28/2014	Gaffney, Tyler	Claimed off Waivers (CAR)
7/28/2014	Hull, Josh	Released
7/28/2014	Orton, Greg	Placed on Reserve/Injured

**AUGUST, 2014**

8/2/2014	Stanford, Cole	Released
8/3/2014	Morris, James	Signed
8/10/2014	Hartsock, Ben	Signed
8/10/2014	Maneri, Steve	Signed
8/10/2014	Miller, Terrence	Signed
8/10/2014	Houston, Stephen	Released
8/10/2014	Jones, Justin	Released
8/10/2014	Watson, Asi	Released
8/13/2014	Bass, Ben	Acquired Via Trade (DAL)
8/13/2014	Green, Justin	Traded to Dallas
8/13/2014	Worthy, Jerel	Acquired Via Trade (GB)
8/13/2014	Miller, Terrence	Released
8/14/2014	Hartsock, Ben	Released
8/18/2014	Jones, Justin	Signed
8/18/2014	Ott, Tyler	Released
8/21/2014	Forston, Marcus	Released
8/21/2014	Williams, D.J.	Released
8/25/2014	Anderson, James	Released
8/25/2014	Kelly, Tommy	Released
8/25/2014	Smith, Will	Released
8/25/2014	Jones, Justin	Released
8/26/2014	Wright, Tim	Acquired Via Trade (TB)
8/26/2014	Mankins, Logan	Traded to Tampa Bay
8/26/2014	Bass, Ben	Released
8/26/2014	Hawkins, Travis	Released
8/26/2014	Johnson, Derrick	Released
8/26/2014	Skinner, Deontae	Released
8/26/2014	Thomas, Jemea	Released
8/26/2014	Van Hooser, Wilson	Released
8/26/2014	Gaffney, Tyler	Placed on Reserve/Injured
8/26/2014	Gordon, Cameron	Placed on Reserve/Injured
8/30/2014	Aiken, Danny	Released
8/30/2014	Beauharnais, Steve	Released
8/30/2014	Bequette, Jake	Released
8/30/2014	Boyce, Josh	Released
8/30/2014	Cave, Braxston	Released
8/30/2014	Davis, Ja'Gared	Released
8/30/2014	Davis, Kanorris	Released
8/30/2014	Finch, Roy	Released
8/30/2014	Gallon, Jeremy	Released
8/30/2014	Gary, Shamiel	Released
8/30/2014	Halapio, Jon	Released
8/30/2014	Maneri, Steve	Released
8/30/2014	Martin, Chris	Released
8/30/2014	Manumaleuna, Eathyn	Released
8/30/2014	McCuller, Taylor	Released
8/30/2014	Swanson, Daxton	Released
8/30/2014	Tuipulotu, L.T.	Released
8/30/2014	Worthy, Jerel	Released
8/30/2014	Morris, James	Placed on Reserve/Injured
8/31/2014	Gaston, Bruce	Claimed off Waivers (ARI)
8/31/2014	Quarles, Kelcy	Claimed off Waivers (NYG)
8/31/2014	Mallett, Ryan	Traded to Houston
8/31/2014	White, Chris	Released

**SEPTEMBER, 2014**

9/1/2014	Bethel Thompson, M.	Signed to the practice squad
9/1/2014	Bequette, Jake	Signed to the practice squad
9/1/2014	Boyce, Josh	Signed to the practice squad
9/1/2014	Davis, Ja'Gared	Signed to the practice squad
9/1/2014	Davis, Kanorris	Signed to the practice squad
9/1/2014	Gray, Jonas	Signed to the practice squad
9/1/2014	Hughlett, Charley	Signed to the practice squad
9/1/2014	Martin, Chris	Signed to the practice squad
9/1/2014	Skinner, Deontae	Signed to the practice squad





# 2014 TRANSACTIONS

SEPTEMBER, 2014 (continued)

9/1/2014	Swanson, Daxton	Signed to the practice squad
9/1/2014	Jones, Don	Claimed off Waivers (MIA)
9/1/2014	Barker, Chris	Released
9/3/2014	Barker, Chris	Signed to the practice squad
9/3/2014	Reisner, Allen	Signed to the practice squad
9/3/2014	Thigpen, Marcus	Signed to the practice squad
9/3/2014	Bethel-Thompson, M.	Released from the practice squad
9/3/2014	Davis, Kanorris	Released from the practice squad
9/3/2014	Swanson, Daxton	Released from the practice squad
9/3/2014	Gaston, Bruce	Released
9/3/2014	Quarles, Kelcy	Released
9/3/2014	Hughlett, Charley	Released
9/4/2014	Aiken, Danny	Signed
9/4/2014	White, Chris	Signed
9/4/2014	Bethel-Thompson, M.	Signed to the practice squad
9/5/2014	Quarles, Kelcy	Signed to the practice squad
9/5/2014	Reisner, Allen	Released from the practice squad





# UNOFFICIAL DEPTH CHART

Unofficial depth chart compiled by Patriots media relations, September 9, 2014

## OFFENSE

<b>WR:</b>	80 Danny Amendola	85 Kenbrell Thompson	18 Matthew Slater	84 Brian Tyms
<b>LT:</b>	77 Nate Solder	61 Marcus Cannon	65 Jordan Devey	
<b>LG:</b>	61 Marcus Cannon	65 Jordan Devey		
<b>C:</b>	62 Ryan Wendell	<u>66 Bryan Stork</u>		
<b>RG:</b>	63 Dan Connolly	67 Josh Kline		
<b>RT:</b>	76 Sebastian Vollmer	61 Marcus Cannon	<u>71 Cameron Fleming</u>	
<b>TE:</b>	87 Rob Gronkowski	47 Michael Hoomanawanui	81 Tim Wright	
<b>WR:</b>	11 Julian Edelman	17 Aaron Dobson	19 Brandon LaFell	
<b>QB:</b>	12 Tom Brady	<u>10 Jimmy Garoppolo</u>		
<b>RB:</b>	22 Stevan Ridley	38 Brandon Bolden	46 James Develin	
<b>RB:</b>	34 Shane Vereen	<u>28 James White</u>		

## DEFENSE

<b>LE:</b>	50 Rob Ninkovich	99 Michael Buchanan	<u>74 Dominique Easley</u>
<b>DT:</b>	75 Vince Wilfork	96 Sealver Siliga	
<b>DT:</b>	72 Joe Vellano	94 Chris Jones	
<b>RE:</b>	95 Chandler Jones	<u>90 Zach Moore</u>	<u>74 Dominique Easley</u>
<b>LB:</b>	91 Jamie Collins	58 Darius Fleming	
<b>LB:</b>	51 Jerod Mayo	59 Chris White	
<b>LB:</b>	54 Dont'a Hightower	58 Darius Fleming	
<b>LCB:</b>	24 Darrelle Revis	26 Logan Ryan	<u>21 Malcolm Butler</u>
<b>RCB:</b>	37 Alfonzo Dennard	25 Kyle Arrington	39 Brandon Browner
<b>S:</b>	23 Patrick Chung	30 Duron Harmon	43 Nate Ebner
<b>S:</b>	32 Devin McCourty	27 Tavon Wilson	29 Don Jones

## SPECIAL TEAMS

<b>K:</b>	3 Stephen Gostkowski
<b>P:</b>	6 Ryan Allen
<b>H:</b>	6 Ryan Allen
<b>PR:</b>	11 Julian Edelman      80 Danny Amendola
<b>KR:</b>	23 Patrick Chung      18 Matthew Slater
<b>LS:</b>	48 Danny Aiken

## PRONUNCIATION GUIDE

Danny Amendola	am-men-DOLE-uh	Stevan Ridley	STEE-ven
Alfonzo Dennard	DENN-erd	Sealver Siliga	SIL-ver SEE-ling-gah
Jordan Devey	DEH-vee	Nate Solder	SOLD-er
Dominique Easley	DAW-min-eek	Brian Tyms	TIMS
Stephen Gostkowski	gost-COW-ski	Shane Vereen	vuh-REEN
Dont'a Hightower	don-TAY	Ryan Wendell	when-DELL
Michael Hoomanawanui	HO-oh-mah-nah-wah-noo-wee	Tavon Wilson	TAY-von
Jerod Mayo	je-ROD		