

NEW ENGLAND PATRIOTS

GAME RELEASE



PRESEASON WEEK 2

NEW ENGLAND PATRIOTS AT NEW ORLEANS SAINTS



MEDIA SCHEDULE

SUNDAY, AUGUST 16

Players' Day Off
2:30 p.m. Bill Belichick Conference Call

MONDAY, AUGUST 17

12:30 p.m. Media Check-In at Blue Gate and Media Workroom Opens
1:15 p.m. Patriots Head Coach Bill Belichick press availability (Media Workroom)
1:30 p.m. Patriots practice
Approx. 3:30 p.m. Patriots player availability immediately after practice (as players exit the field)
Approx. 5 p.m. Media Meal Scheduled

TUESDAY, AUGUST 18

TBD Media Check-In at Blue Gate and Media Workroom Opens
TBD Patriots practice
TBD Patriots player availability immediately after practice (as players exit the field)
TBD Team departs for White Sulphur Springs, W. Va.

WEDNESDAY, AUGUST 19

TBD Patriots joint practice with the New Orleans Saints in West Virginia

THURSDAY, AUGUST 20

TBD Patriots joint practice with the New Orleans Saints in West Virginia

FRIDAY, AUGUST 21

TBD Team travels to New Orleans

SATURDAY, AUGUST 22

7:30 p.m. ET Patriots at New Orleans Saints

2015 PATRIOTS SCHEDULE

PRESEASON (0-1)

Thurs., Aug. 13	Green Bay	L	11-22
Sat., Aug. 22	at New Orleans	7:00 p.m.	WBZ
Fri., Aug. 28	at Carolina	7:30 p.m.	WBZ
Thu., Sept. 3	N.Y. Giants	7:30 p.m.	WBZ

REGULAR SEASON (0-0)

Thurs., Sept. 10	Pittsburgh	8:30 p.m.	NBC
Sun., Sept. 20	at Buffalo	1:00 p.m.	CBS
Sun., Sept. 27	Jacksonville	1:00 p.m.	CBS
Sun., Oct. 4	BYE WEEK		
Sun., Oct. 11	at Dallas	4:25 p.m.	CBS*
Sun., Oct. 18	at Indianapolis	8:30 p.m.	NBC*
Sun., Oct. 25	N.Y. Jets	1:00 p.m.	CBS*
Thurs., Oct. 29	Miami	8:25 p.m.	CBS/NFLN
Sun., Nov. 8	Washington	1:00 p.m.	FOX*
Sun., Nov. 15	at N.Y. Giants	4:25 p.m.	CBS*
Mon., Nov. 23	Buffalo	8:30 p.m.	ESPN
Sun., Nov. 29	at Denver	8:30 p.m.	NBC*
Sun., Dec. 6	Philadelphia	4:25 p.m.	FOX*
Sun., Dec. 13	at Houston	1:00 p.m.	CBS*
Sun., Dec. 20	Tennessee	1:00 p.m.	CBS*
Sun., Dec. 27	at N.Y. Jets	1:00 p.m.	CBS*
Sun., Jan. 3	at Miami	1:00 p.m.	CBS*

*Game time and network subject to possible flexible scheduling adjustment

2014 AFC EAST FINAL STANDINGS

TEAM	W	L	T	PCT.	PF	PA
*NEW ENGLAND	12	4	0	.750	468	313
Buffalo Bills	9	7	0	.563	343	289
Miami Dolphins	8	8	0	.500	388	373
New York Jets	4	12	0	.250	283	401

*Clinched Division

GAME SUMMARY

NEW ENGLAND PATRIOTS (0-1) at NEW ORLEANS SAINTS (0-1) Saturday Aug. 22, 2015 • Mercedes-Benz Superdome (73,000) • 7:30 p.m. ET

The 2015 season marks the fourth straight year the Patriots will hold joint practice sessions when they travel to The Greenbrier in White Sulphur Springs, W. Va., to conduct joint practice sessions with the New Orleans Saints on Aug. 19 and Aug. 20, prior to traveling to New Orleans to play the Saints in a Week 2 preseason game on Sat., Aug. 22.

For the last three seasons, the Patriots held joint sessions with two different teams. In 2014, the Patriots conducted joint sessions at Washington and at home against Philadelphia.

In 2013, the Patriots traveled to Philadelphia for joint practice sessions and then hosted Tampa Bay in joint sessions. In 2012, the Patriots held joint practice sessions with New Orleans prior to the first preseason game of the year and then traveled to the Buccaneers' headquarters for two joint practices prior to their preseason game that year.

BROADCAST INFORMATION

TELEVISION: This week's game will be broadcast by the Patriots Preseason Television Network and can be seen in every New England state, as well as Alaska and Hawaii. The preseason network's flagship station is **WBZ-TV CBS** in Boston. WBZ-TV's **Dan Roche** provides play-by-play and is joined by former Patriots tight end **Christian Fauria** in the broadcast booth. Former Patriots linebacker **Matt Chatham** will provide sideline analysis along with WBZ-TV's **Steve Burton**. *Patriots Football Weekly's* beatwriters **Paul Perillo** and **Andy Hart** will also provide insight and analysis.

PATRIOTS PRESEASON TELEVISION NETWORK

Massachusetts

Boston, Mass. WBZ-TV Ch. 4
Springfield, Mass. WWLP-TV Ch. 22

Connecticut

Hartford, Conn. WTNH-TV Ch. 8

Maine

Portland, Maine WMTW-TV Ch. 8
Bangor, Maine WWIV-TV Ch. 7

New Hampshire

Manchester, N.H. WMUR-TV Ch. 9

Rhode Island

Providence, R.I. WPRI-TV Ch. 12

Vermont

Burlington, Vt. WCAX-TV Ch. 3

Alaska

Anchorage, Alaska KYUR-TV Ch. 13
Fairbanks, Alaska KATN-TV Ch. 2
Juneau, Alaska KJUD-TV Ch. 8

Hawaii

Honolulu, Hawaii KFVE-TV Ch. 5

RADIO: 98.5 FM, The Sports Hub, is the flagship station for the **Patriots Radio Network**. A complete listing of the network's 39 stations can be found in this press release. Play-by-play broadcaster **Bob Succi** will call the action along with former Patriots quarterback **Scott Zolak**, who will provide color analysis.

PATRIOTS 2014 SEASON WAS ONE FOR THE AGES

The Super Bowl XLIX win was the fourth Super Bowl win since Robert Kraft purchased the team in 1994, a total that is the most in the league over that span. The eighth Super Bowl appearance in 2014 tied Dallas and Pittsburgh for the most Super Bowl berths. Additionally it was the seventh Super Bowl under the Kraft ownership, setting a new NFL record for most conference championships as an owner.

The 28-24 Super Bowl victory over the Seattle Seahawks was the fourth Super Bowl title in franchise history. The Patriots joined Pittsburgh (6), Dallas (5) San Francisco (5), Green Bay (4) and the New York Giants (4) as the only teams with at least four Super Bowl wins.

MEDIA CONTACTS

PATRIOTS MEDIA RELATIONS OFFICE: 508-384-4203

Stacey James, Vice President of Media Relations, staceyj@patriots.com, 508-326-6868
Aaron Salkin, Director of Media Relations, aarons@patriots.com, 508-326-6870
Michael Jurovaty, Asst. Director of Media Relations, mjurovaty@patriots.com, 508-326-6187
Cecily Faenza, Social Media Manager, cecilyf@patriots.com, 774-254-7917
Travis Basciotta, Media Relations Coord., travisb@patriots.com,
Jeremie Smith, Corporate Communications Coord., jeremies@patriots.com, 508-549-0492

GILLETTE STADIUM • ONE PATRIOT PLACE • FOXBOROUGH, MA 02035

TEL: 508-384-9105 • FAX: 508-543-9053

PATRIOTS.COM • HTTP://MEDIA.PATRIOTS.COM





2015 PRESEASON OFFENSIVE STATISTICS

WON 0, LOST 1

08/13	L 11-22	Green Bay	68,756
08/22		at New Orleans	
08/28		at Carolina	
09/03		New York Giants	
		N.E.	Opp.

TOTAL FIRST DOWNS	14	23
Rushing	3	4
Passing	10	16
Penalty	1	3
3rd Down: Made/Att	5/14	7/17
3rd Down Pct.	35.7	41.2
4th Down: Made/Att	0/2	2/5
4th Down Pct.	0.0	40.0
POSSESSION AVG.	25:20	34:40
TOTAL NET YARDS	211	406
Avg. Per Game	211.0	406.0
Total Plays	59	81
Avg. Per Play	3.6	5.0
NET YARDS RUSHING	94	133
Avg. Per Game	94.0	133.0
Total Rushes	18	34
NET YARDS PASSING	117	273
Avg. Per Game	117.0	273.0
Sacked/Yards Lost	7/52	4/22
Gross Yards	169	295
Att./Completions	34/21	43/27
Completion Pct.	61.8	62.8
Had Intercepted	1	0
PUNTS/AVERAGE	6/46.7	3/34.0
NET PUNTING AVG.	6/44.3	3/34.0
PENALTIES/YARDS	8/78	4/30
FUMBLES/BALL LOST	0/0	0/0
TOUCHDOWNS	1	3
Rushing	1	1
Passing	0	2
Returns	0	0

* SCORE BY PERIODS	Q1	Q2	Q3	Q4	OT	PTS
TEAM	0	11	0	0	0	11
OPPONENTS	3	6	6	7	0	22

* SCORING	TD	Ru	Pa	Rt	K-PAT	FG	S	PTS
Gray	1	1	0	0				8
Gostkowski	0	0	0	0	0/0	1/1	0	3
TEAM	1	1	0	0	0/0	1/1	0	11
OPPONENTS	3	1	2	0	1/1	1/1	0	22

2-Pt Conv: Gray, TM 1-1, OPP 0-2
 SACKS: Flowers 1, R. Johnson 1, Cha. Jones 1, Watson 1, TM 4, OPP 7
 FUM/LOST:

* RUSHING	No.	Yds	Avg	Long	TD
Gray	7	74	10.6	55t	1
J. White	8	12	1.5	7	0
Garoppolo	2	8	4.0	5	0
Creecy	1	0	0.0	0	0
TEAM	18	94	5.2	55t	1
OPPONENTS	34	133	3.9	25t	1

* RECEIVING	No.	Yds	Avg	Long	TD
Harper	7	48	6.9	15	0
J. White	4	52	13.0	17	0
Gibson	4	29	7.3	10	0
Krause	3	20	6.7	9	0
Boyce	2	19	9.5	16	0
Kettani	1	1	1.0	1	0
TEAM	21	169	8.0	17	0
OPPONENTS	27	295	10.9	31	2

* INTERCEPTIONS	No.	Yds	Avg	Long	TD
TEAM	0	0	---	---	0
OPPONENTS	1	28	28.0	28	0

* PUNTING	No.	Yds	Avg	Net	TB	In	Lg	B
Allen	6	280	46.7	44.3	0	2	54	0
TEAM	6	280	46.7	44.3	0	2	54	0
OPPONENTS	3	102	34.0	34.0	0	2	35	0

* PUNT RETURNS	Ret	FC	Yds	Avg	Long	TD
Harper	0	2	0	---	---	0
TEAM	0	2	0	---	---	0
OPPONENTS	2	2	14	7.0	14	0

* KICKOFF RETURNS	No.	Yds	Avg	Long	TD
Boyce	3	83	27.7	35	0
Harper	2	40	20.0	27	0
TEAM	5	123	24.6	35	0

* FIELD GOALS	1-19	20-29	30-39	40-49	50+
Gostkowski	0/0	0/0	0/0	0/0	1/1
TEAM	0/0	0/0	0/0	0/0	1/1
OPPONENTS	0/0	1/1	0/0	0/0	0/0
Gostkowski: (56G)					
TM: (56G)					
OPP: (25G)					

* PASSING	Att	Cmp	Yds	Cmp%	Yds/Att	TD	TD%	Int	Int%	Long	Sack/Lost	Rating
Garoppolo	30	20	159	66.7	5.30	0	0.0	1	3.3	17	7/ 52	65.8
Brady	4	1	10	25.0	2.50	0	0.0	0	0.0	10	0/ 0	39.6
TEAM	34	21	169	61.8	4.97	0	0.0	1	2.9	17	7/ 52	62.0
OPPONENTS	43	27	295	62.8	6.86	2	4.7	0	0.0	31	4/ 22	98.5



2015 PRESEASON DEFENSIVE STATISTICS

Tackle Statistics based on Play-by-Play

PLAYER Name	TACKLES			SACKS			INTERCEPTIONS				FUMBLES				SP. TEAMS					
	TT	UT	A	S	Yds	QH	Int	Yds	TD	PD	FF	FR	Yds	TD	TT	UT	A	FF	FR	
Jonathan Freeny	9	7	2	0.0	0.0	0	0	0	0	0	0	0	0	0	0	0	0	0	0	0
Jordan Richards	5	3	2	0.0	0.0	0	0	0	0	0	0	0	0	0	1	1	0	0	0	0
Darryl Roberts	5	3	2	0.0	0.0	0	0	0	0	0	0	0	0	0	0	0	0	0	0	0
James Morris	5	3	2	0.0	0.0	0	0	0	0	0	0	0	0	0	0	0	0	0	0	0
Tavon Wilson	5	2	3	0.0	0.0	0	0	0	0	0	0	0	0	0	0	0	0	0	0	0
Dekoda Watson	5	1	4	1.0	0.0	1	0	0	0	0	0	0	0	0	0	0	0	0	0	0
Duron Harmon	4	2	2	0.0	0.0	0	0	0	0	0	0	0	0	0	1	1	0	0	0	0
Robert McClain	4	1	3	0.0	0.0	0	0	0	0	0	0	0	0	0	0	0	0	0	0	0
Xzavier Dickson	4	1	3	0.0	0.0	0	0	0	0	0	0	0	0	0	0	0	0	0	0	0
Cameron Gordon	4	1	3	0.0	0.0	0	0	0	0	0	0	0	0	0	0	0	0	0	0	0
Zach Moore	3	1	2	0.0	0.0	0	0	0	0	0	0	0	0	0	0	0	0	0	0	0
Logan Ryan	2	2	0	0.0	0.0	0	0	0	0	1	0	0	0	0	0	0	0	0	0	0
Bradley Fletcher	2	2	0	0.0	0.0	0	0	0	0	0	0	0	0	0	0	0	0	0	0	0
Chandler Jones	2	1	1	1.0	4.0	1	0	0	0	0	0	0	0	0	0	0	0	0	0	0
Trey Flowers	2	1	1	1.0	8.0	1	0	0	0	0	0	0	0	0	0	0	0	0	0	0
Patrick Chung	2	1	1	0.0	0.0	0	0	0	0	0	0	0	0	0	0	0	0	0	0	0
Jabaa Sheard	2	1	1	0.0	0.0	0	0	0	0	0	0	0	0	0	0	0	0	0	0	0
Geneo Grissom	2	1	1	0.0	0.0	0	0	0	0	0	0	0	0	0	0	0	0	0	0	0
Daxton Swanson	2	1	1	0.0	0.0	0	0	0	0	0	0	0	0	0	0	0	0	0	0	0
A.J. Pataiali'i	2	0	2	0.0	0.0	0	0	0	0	0	0	0	0	0	0	0	0	0	0	0
Rufus Johnson	1	1	0	1.0	10.0	1	0	0	0	1	0	0	0	0	0	0	0	0	0	0
Malcolm Butler	1	1	0	0.0	0.0	0	0	0	0	0	0	0	0	0	0	0	0	0	0	0
Malcom Brown	1	1	0	0.0	0.0	0	0	0	0	0	0	0	0	0	0	0	0	0	0	0
Jamie Collins	1	1	0	0.0	0.0	0	0	0	0	0	0	0	0	0	0	0	0	0	0	0
Dominque Easley	1	1	0	0.0	0.0	0	0	0	0	0	0	0	0	0	0	0	0	0	0	0
Devin McCourty	1	0	1	0.0	0.0	0	0	0	0	0	0	0	0	0	0	0	0	0	0	0
Jimmy Jean	1	0	1	0.0	0.0	0	0	0	0	0	0	0	0	0	0	0	0	0	0	0
L.J. Fort	1	0	1	0.0	0.0	0	0	0	0	0	0	0	0	0	0	0	0	0	0	0
Nate Ebner	1	0	1	0.0	0.0	0	0	0	0	0	0	0	0	0	0	0	0	0	0	0
Totals	80	40	40	4.0	22.0	4	0	0	0	2	0	0	0	0	2	2	0	0	0	0

FUMBLES - LOST (0-0)				
No.	Own		Opp.	
	Lost	Rec	O.B.	
0	0	0	0	0

MISC. OFFENSIVE STATS				
Tkl	Ast	FF	FR	
Jordan Devey	1	0	0	0
Totals	1	0	0	0

KEY			
TT-Total Tackles	Int/Yds-Interceptions/Yards Returned		
UT-Unassisted Tackles	PD-Passes Defensed		
A-Assisted Tackles	FF-Forced Fumbles		
BLOCKED KICKS			
XP	FG	P	
Totals	0	0	0



2015 NEW ENGLAND PATRIOTS ROSTER

AS OF AUGUST 15, 2015

ALPHABETICAL ROSTER

#	NAME	POS	HT	WT	BORN	YR	COLLEGE	H.S. HOMETOWN
6	Allen, Ryan	P	6-2	220	2/28/1990	3	Louisiana Tech	Salem, Ore.
80	Amendola, Danny	WR	5-11	190	11/2/1985	7	Texas Tech	The Woodlands, Texas
60	Andrews, David	C	6-3	295	7/10/1992	R	Georgia	Johns Creek, Ga.
72	o Asper, Mark	OL	6-6	321	11/8/1985	3	Oregon	Idaho Falls, Idaho
64	o Barker, Chris	OL	6-2	300	8/3/1990	2	Nevada	Etwanda, Calif.
85	Bequette, Jake	TE	6-5	265	2/21/1989	3	Arkansas	Little Rock, Ark.
29	Blount, LeGarrette	RB	6-0	250	12/5/1986	6	Oregon	Perry, Fla.
38	Bolden, Brandon	RB	5-11	220	1/26/1990	4	Mississippi	Baton Rouge, La.
82	Boyce, Josh	WR	5-11	205	5/6/1991	2	Texas Christian	Copperas Cove, Texas
12	Brady, Tom	QB	6-4	225	8/3/1977	16	Michigan	San Mateo, Calif.
97	Branch, Alan	DL	6-6	350	12/29/1984	9	Michigan	Rio Ranch, N.M.
92	Brown, Malcom	DL	6-2	320	2/2/1994	R	Texas	Brenham, Texas
31	Brown, Tarell	CB	5-11	190	1/6/1985	8	Texas	Mesquite, Texas
21	Butler, Malcolm	CB	5-11	190	3/2/1990	2	West Alabama	Vicksburg, Miss.
39	Cadet, Travaris	RB	6-1	210	2/1/1989	4	Appalachian State	Miami, Fla.
61	Cannon, Marcus	OL	6-5	335	5/6/1988	5	Texas Christian	Odessa, Texas
49	o Cardona, Joe	LS	6-3	245	4/16/1992	R	Navy	El Cajon, Calif.
88	Chandler, Scott	TE	6-7	280	7/23/1985	8	Iowa	Southlake, Texas
23	Chung, Patrick	S	5-11	215	8/19/1987	7	Oregon	Racho Cucamonga, Calif.
91	Collins, Jamie	LB	6-3	250	10/20/1989	3	Southern Mississippi	McCall Creek, Miss.
25	o Creecy, Tony	RB	5-10	204	5/22/1992	R	North Carolina State	Durham, N.C.
46	o Develin, James	FB	6-3	255	7/23/1988	3	Brown	Gilbertsville, Pa.
65	o Devey, Jordan	OL	6-6	320	1/11/1988	2	Memphis	American Fork, Utah
42	Dickson, Xzavier	DL	6-3	255	9/11/1992	R	Alabama	Griffin, Ga.
17	Dobson, Aaron	WR	6-3	205	7/23/1991	3	Marshall	Dunbar, W.V.
15	D'Orazio, Zach	WR	6-2	212	5/28/1991	R	Akron	Cleveland, Ohio
99	Easley, Dominique	DL	6-2	285	4/28/1992	2	Florida	Staten Island, N.Y.
43	Ebner, Nate	DB	6-0	220	12/14/1988	4	Ohio State	Dublin, Ohio
11	Edelman, Julian	WR	5-10	200	5/22/1986	7	Kent State	Redwood City, Calif.
71	Fleming, Cameron	OL	6-6	320	9/3/1992	2	Stanford	Houston, Texas
58	Fleming, Darius	LB	6-2	250	7/19/1989	4	Notre Dame	Chicago, Ill.
24	Fletcher, Bradley	CB	6-0	205	6/25/1986	7	Iowa	Youngstown, Ohio
52	Fletcher, Dane	LB	6-2	245	9/14/1986	6	Montana State	Bozeman, Mont.
74	Flowers, Trey	DL	6-2	285	8/16/1993	R	Arkansas	Huntsville, AL
46	d Fort, L.J.	LB	6-0	230	1/3/1990	2	Northern Iowa	Waynesville, Mo.
55	Freeny, Jonathan	LB	6-2	255	6/15/1989	4	Rutgers	Coconut Creek, Fla.
10	Garoppolo, Jimmy	QB	6-2	225	11/2/1991	2	Eastern Illinois	Arlington, Ill.
13	Gibson, Brandon	WR	6-0	210	8/13/1987	7	Washington State	Puyallup, Wash.
45	Gordon, Cameron	LB	6-3	240	6/5/1991	2	Michigan	Detroit, Mich.
3	Gostkowski, Stephen	K	6-1	215	1/28/1984	10	Memphis	Madison, Miss.
35	o Gray, Jonas	RB	5-10	225	6/27/1990	2	Notre Dame	Pontiac, Mich.
48	Grissom, Geneo	DL	6-4	265	6/4/1992	R	Oklahoma	Hutchinson, Kan.
87	Gronkowski, Rob	TE	6-6	285	5/14/1989	6	Arizona	Pittsburgh, Pa.
70	o Groy, Ryan	G	6-5	320	9/30/1990	2	Wisconsin	Middleton, Wis.
30	Harmon, Duron	DB	6-1	205	1/24/1991	3	Rutgers	Magnolia, Del.
14	Harper, Chris	WR	5-11	185	12/7/1993	R	California	Encino, Calif.
68	Hauptmann, Caylin	OL	6-3	305	7/10/1991	2	Florida International	Los Angeles, Calif.
54	Hightower, Dont'a	LB	6-3	265	3/12/1990	4	Alabama	Lewisburg, Tenn.
47	Hoomanawanui, Michael	TE	6-4	265	7/4/1988	6	Illinois	Bloomington, Ill.
63	Jackson, Tre'	G	6-4	320	12/14/1992	R	Florida State	Jesup, Ga.
35	d Jean, Jimmy	DB	6-3	205	4/1/1989	R	Alabama-Birmingham	Pompano Beach, Fla.
98	Johnson, Antonio	DL	6-3	305	12/8/1984	8	Mississippi State	Leland, Miss.
70	d Johnson, Rufus	LB	6-5	280	8/28/1990	1	Tarleton State	Dallas, Texas
95	Jones, Chandler	DE	6-5	265	2/27/1990	4	Syracuse	Endicott, N.Y.
94	Jones, Chris	DT	6-1	295	7/12/1990	3	Bowling Green	Brownsville, Ind.
34	Kettani, Eric	FB	5-11	240	3/26/1987	1	Navy	Kirtland, Ohio
67	King, Brandon	S	6-2	220	6/8/1993	R	Auburn	Alabaster, Ala.
67	Kline, Josh	OL	6-3	300	12/29/1989	3	Kent State	Mason, Ohio
16	Krause, Jonathan	WR	5-11	190	1/18/1992	1	Vanderbilt	Snellville, Ga.
19	LaFell, Brandon	WR	6-3	210	11/4/1986	6	Louisiana State	Houston, Texas
33	Lewis, Dion	RB	5-8	195	9/27/1990	4	Pittsburgh	Blairtown, N.J.
7	Lindley, Ryan	QB	6-3	232	6/22/1989	4	San Diego State	Lakeside, Calif.
53	Martin, Eric	LB	6-2	250	7/21/1991	3	Nebraska	Moreno Valley, Calif.
69	Mason, Shaq	OL	6-1	310	8/28/1993	R	Georgia Tech	Columbia, Tenn.
51	Mayo, Jerod	LB	6-1	250	2/23/1986	8	Tennessee	Hampton, Va.
22	McClain, Robert	CB	5-9	195	7/22/1988	5	Connecticut	Lusby, Md.
32	McCourty, Devin	DB	5-10	195	8/13/1987	6	Rutgers	Montvale, N.J.
90	Moore, Zach	DL	6-6	280	9/5/1990	2	Concordia-St. Paul	Chicago, Ill.
49	d Morris, James	LB	6-2	245	11/20/1991	2	Iowa	Solon, Iowa
81	Mundine, Jimmay	TE	6-2	240	11/12/1991	R	Kansas	Denison, Texas
50	Ninkovich, Rob	DE	6-2	260	2/1/1984	10	Purdue	Blue Island, Ill.
64	d Pataiali'i, A.J.	DL	6-3	319	9/3/1990	1	Utah State	West Valley City, Utah
37	Richards, Jordan	DB	5-11	210	1/21/1993	R	Stanford	Folsom, Calif.
28	d Roberts, Darryl	DB	6-0	190	11/26/1990	R	Marshall	Lakeland, Fla.
26	Ryan, Logan	CB	5-11	195	2/9/1991	3	Rutgers	Voorhees, N.J.
93	Sheard, Jabaal	DL	6-3	260	5/10/1989	5	Pittsburgh	Hollywood, Fla.
96	Siliga, Sealver	DL	6-2	325	4/26/1990	4	Utah	West Jordan, Utah
18	Slater, Matthew	WR	6-0	205	9/9/1985	8	UCLA	Anaheim, Calif.
77	Solder, Nate	T	6-8	325	4/12/1988	5	Colorado	Buena Vista, Colo.
44	Stokes, Logan	TE	6-5	255	12/4/1992	R	Louisiana State	Muscle Shoals, Ala.
66	Stork, Bryan	OL	6-4	310	11/15/1990	2	Florida State	Vero Beach, Fla.
25	d Swanson, Daxton	DB	5-11	190	3/21/1991	1	Sam Houston State	Waco, Texas
84	Tyms, Brian	WR	6-3	205	2/21/1989	3	Florida A&M	Ft. Lauderdale, Fla.
72	d Vellano, Joe	DL	6-2	300	10/30/1988	2	Maryland	Rexford, N.Y.
76	Vollmer, Sebastian	T	6-8	325	7/10/1984	7	Houston	Kaarst, Germany
65	d Walker, Casey	DL	6-1	340	12/6/1989	2	Oklahoma	Garland, Texas
41	Watson, Dekoda	LB	6-2	245	3/3/1988	6	Florida State	Aiken, S.C.
62	Wendell, Ryan	OL	6-2	300	3/4/1986	7	Fresno State	Pomona, Calif.
28	o White, James	RB	5-10	205	2/3/1992	2	Wisconsin	Ft. Lauderdale, Fla.
27	Wilson, Tavon	DB	6-0	215	3/19/1990	4	Illinois	Washington, D.C.

NUMERICAL ROSTER

#	NAME	POS
3	Stephen Gostkowski	K
6	Ryan Allen	P
7	Ryan Lindley	QB
10	Jimmy Garoppolo	QB
11	Julian Edelman	WR
12	Tom Brady	QB
13	Brandon Gibson	WR
14	Chris Harper	WR
15	Zach D'Orazio	WR
16	Jonathan Krause	WR
17	Aaron Dobson	WR
18	Matthew Slater	WR
19	Brandon LaFell	WR
21	Malcolm Butler	CB
22	Robert McClain	CB
23	Patrick Chung	S
24	Bradley Fletcher	CB
25	d Daxton Swanson	DB
25	o Tony Creecy	RB
26	Logan Ryan	CB
27	Tavon Wilson	DB
28	o James White	RB
28	d Darryl Roberts	DB
29	LeGarrette Blount	RB
30	Duron Harmon	DB
31	Tarell Brown	CB
32	Devin McCourty	DB
33	Dion Lewis	RB
34	Eric Kettani	FB
35	o Jonas Gray	RB
35	d Jimmy Jean	DB
36	Brandon King	S
37	Jordan Richards	DB
38	Brandon Bolden	RB
39	Travaris Cadet	RB
41	Dekoda Watson	LB
42	Xzavier Dickson	DL
43	Nate Ebner	DB
44	Logan Stokes	TE
45	Cameron Gordon	LB
46	o James Develin	FB
46	d L.J. Fort	LB
47	Michael Hoomanawanui	TE
48	Geneo Grissom	DL
49	d James Morris	LB
49	o Joe Cardona	LS
50	Rob Ninkovich	DE
51	Jerod Mayo	LB
52	Dane Fletcher	LB
53	Eric Martin	LB
54	Dont'a Hightower	LB
55	Jonathan Freeny	LB
58	Darius Fleming	LB
60	David Andrews	C
61	Marcus Cannon	OL
62	Ryan Wendell	OL
63	Tre' Jackson	G
64	o Chris Barker	OL
64	d A.J. Pataiali'i	DL
65	o Jordan Devey	OL
65	d Casey Walker	DL
66	Bryan Stork	OL
67	Josh Kline	OL
68	Caylin Hauptmann	OL
69	Shaq Mason	OL
70	o Ryan Groy	G
70	d Rufus Johnson	LB
71	Cameron Fleming	OL
72	o Mark Asper	OL
72	d Joe Vellano	DL
74	Trey Flowers	DL
76	Sebastian Vollmer	T
77	Nate Solder	T
80	Danny Amendola	WR
81	Jimmay Mundine	TE
82	Josh Boyce	WR
84	Brian Tyms	WR
85	Jake Bequette	TE
87	Rob Gronkowski	TE
88	Scott Chandler	TE
90	Zach Moore	DL
91	Jamie Collins	LB
92	Malcom Brown	DL
93	Jabaal Sheard	DL
94	Chris Jones	DT
95	Chandler Jones	DE
96	Sealver Siliga	DL
97	Alan Branch	DL
98	Antonio Johnson	DL
99	Dominique Easley	DL

RESERVE/INJURED LIST

#	NAME	POS	HT	WT	BORN	YR	COLLEGE	H.S. HOMETOWN
86	Derby, AJ	TE	6-5	255	9/20/1991	R	Arkansas	Iowa City, Iowa
36	Gaffney, Tyler	RB	6-0	220	4/20/1991	2	Stanford	San Diego, Calif.

RESERVE/INJURED LIST

#	NAME	POS
36	Tyler Gaffney	RB
86	AJ Derby	TE

HEAD COACH: BILL BELICHICK

ASSISTANTS: Josh Boyer, Cornerbacks; Moses Cabrera, Assistant Strength and Conditioning; Brian Daboll, Tight Ends; Brendan Daly, Defensive Line; Dave DeGuglielmo, Offensive Line; Ivan Fears, Running Backs; Brian Flores, Safeties; Patrick Graham, Linebackers; Joe Judge, Special Teams; Josh McDaniels, Offensive Coordinator/Quarterbacks; Harold Nash, Head Strength and Conditioning; Chad O'Shea, Receivers; Matt Patricia, Defensive Coordinator; Ray Ventrone, Asst. Special Teams.



2015 NUMERICAL ROSTER

August 15, 2015

3	Stephen Gostkowski	K	6-1	215	31	10	Memphis	D4b-06
6	Ryan Allen	P	6-2	220	25	3	Louisiana Tech	FA-13
7	Ryan Lindley	QB	6-3	232	26	4	San Diego State	FA-15
10	Jimmy Garoppolo	QB	6-2	225	23	2	Eastern Illinois	D2-14
11	Julian Edelman	WR	5-10	200	29	7	Kent State	D7a-09
12	Tom Brady	QB	6-4	225	38	16	Michigan	D6b-00
13	Brandon Gibson	WR	6-0	210	28	7	Washington State	FA-15
14	Chris Harper	WR	5-11	185	21	R	California	FA-15
15	Zach D'Orazio	WR	6-2	212	24	R	Akron	FA-15
16	Jonathan Krause	WR	5-11	190	23	1	Vanderbilt	FA-14
17	Aaron Dobson	WR	6-3	205	24	3	Marshall	D2b-13
18	Matthew Slater	WR	6-0	205	29	8	UCLA	D5-08
19	Brandon LaFell	WR	6-3	210	28	6	Louisiana State	UFA(CAR)-14
21	Malcolm Butler	CB	5-11	190	25	2	West Alabama	FA-14
22	Robert McClain	CB	5-9	195	27	5	Connecticut	UFA(ATL)-15
23	Patrick Chung	S	5-11	215	27	7	Oregon	FA-13
24	Bradley Fletcher	CB	6-0	205	29	7	Iowa	UFA(PHI)-15
25 d	Daxton Swanson	DB	5-11	190	24	1	Sam Houston State	FA-14
25 o	Tony Creecy	RB	5-10	204	23	R	North Carolina State	FA-15
26	Logan Ryan	CB	5-11	195	24	3	Rutgers	D3a-13
27	Tavon Wilson	DB	6-0	215	25	4	Illinois	D2-12
28 o	James White	RB	5-10	205	23	2	Wisconsin	D4b-14
28 d	Darryl Roberts	DB	6-0	190	24	R	Marshall	D7a-15
29	LeGarrette Blount	RB	6-0	250	28	6	Oregon	FA-14
30	Duron Harmon	DB	6-1	205	24	3	Rutgers	D3b-13
31	Tarell Brown	CB	5-11	190	30	8	Texas	FA-15
32	Devin McCourty	DB	5-10	195	28	6	Rutgers	D1-10
33	Dion Lewis	RB	5-8	195	24	4	Pittsburgh	FA-15
34	Eric Kettani	FB	5-11	240	28	1	Navy	FA-15
35 o	Jonas Gray	RB	5-10	225	25	2	Notre Dame	FA-14
35 d	Jimmy Jean	DB	6-3	205	26	R	Alabama-Birmingham	FA-15
36	Brandon King	S	6-2	220	22	R	Auburn	FA-15
37	Jordan Richards	DB	5-11	210	22	R	Stanford	D2-15
38	Brandon Bolden	RB	5-11	220	25	4	Mississippi	FA-12
39	Travaris Cadet	RB	6-1	210	26	4	Appalachian State	FA-15
41	Dekoda Watson	LB	6-2	245	27	6	Florida State	FA-15
42	Xzavier Dickson	DL	6-3	255	22	R	Alabama	D7b-15
43	Nate Ebner	DB	6-0	220	26	4	Ohio State	D6-12
44	Logan Stokes	TE	6-5	255	22	R	Louisiana State	FA-15
45	Cameron Gordon	LB	6-3	240	24	2	Michigan	FA-15
46 o	James Develin	FB	6-3	255	27	3	Brown	FA-12
46 d	L.J. Fort	LB	6-0	230	25	2	Northern Iowa	FA-15
47	Michael Hoomanawanui	TE	6-4	265	27	6	Illinois	FA-12
48	Geneo Grissom	DL	6-4	265	23	R	Oklahoma	D3-15
49 d	James Morris	LB	6-2	245	23	2	Iowa	FA-14
49 o	Joe Cardona	LS	6-3	245	23	R	Navy	D5-15
50	Rob Ninkovich	DE	6-2	260	31	10	Purdue	FA-09
51	Jerod Mayo	LB	6-1	250	29	8	Tennessee	D1-08
52	Dane Fletcher	LB	6-2	245	28	6	Montana State	FA-15
53	Eric Martin	LB	6-2	250	24	3	Nebraska	FA-14
54	Dont'a Hightower	LB	6-3	265	25	4	Alabama	D1b-12
55	Jonathan Freeny	LB	6-2	255	26	4	Rutgers	FA-15
58	Darius Fleming	LB	6-2	250	26	4	Notre Dame	FA-14
60	David Andrews	C	6-3	295	23	R	Georgia	FA-15
61	Marcus Cannon	OL	6-5	335	27	5	Texas Christian	D5a-11
62	Ryan Wendell	OL	6-2	300	29	7	Fresno State	FA-08
63	Tre' Jackson	G	6-4	320	22	R	Florida State	D4b-15
64 o	Chris Barker	OL	6-2	300	25	2	Nevada	CW(MIA)-13
64 d	A.J. Pataial'I	DL	6-3	319	24	1	Utah State	FA-15
65 o	Jordan Devey	OL	6-6	320	27	2	Memphis	FA-13
65 d	Casey Walker	DL	6-1	340	25	2	Oklahoma	FA-15
66	Bryan Stork	OL	6-4	310	24	2	Florida State	D4a-14
67	Josh Kline	OL	6-3	300	25	3	Kent State	FA-13
68	Caylin Hauptmann	OL	6-3	305	24	2	Florida International	FA-14
69	Shaq Mason	OL	6-1	310	21	R	Georgia Tech	D4c-15
70 o	Ryan Groy	G	6-5	320	24	2	Wisconsin	TR(CHI)-15
70 d	Rufus Johnson	LB	6-5	280	24	1	Tarleton State	FA-15
71	Cameron Fleming	OL	6-6	320	22	2	Stanford	D4c-14
72 o	Mark Asper	OL	6-6	321	29	3	Oregon	FA-15
72 d	Joe Vellano	DL	6-2	300	26	2	Maryland	FA-13
74	Trey Flowers	DL	6-2	265	21	R	Arkansas	D4a-15
76	Sebastian Vollmer	T	6-8	325	31	7	Houston	D2d-09
77	Nate Solder	T	6-8	325	27	5	Colorado	D1-11
80	Danny Amendola	WR	5-11	190	29	7	Texas Tech	UFA(STL)-13
81	Jimmay Mundine	TE	6-2	240	23	R	Kansas	FA-15
82	Josh Boyce	WR	5-11	205	24	2	Texas Christian	D4-13
84	Brian Tyms	WR	6-3	205	26	3	Florida A&M	FA-14
85	Jake Bequette	TE	6-5	265	26	3	Arkansas	D3-12
87	Rob Gronkowski	TE	6-6	265	26	6	Arizona	D2a-10
88	Scott Chandler	TE	6-7	260	30	8	Iowa	FA-15
90	Zach Moore	DL	6-6	280	24	2	Concordia-St. Paul	D6b-14
91	Jamie Collins	LB	6-3	250	25	3	Southern Mississippi	D2a-13
92	Malcom Brown	DL	6-2	320	21	R	Texas	D1-15
93	Jabaal Sheard	DL	6-3	260	26	5	Pittsburgh	UFA(CLE)-15
94	Chris Jones	DT	6-1	295	25	3	Bowling Green	CW(TB)-13
95	Chandler Jones	DE	6-5	265	25	4	Syracuse	D1a-12
96	Sealver Siliga	DL	6-2	325	25	4	Utah	FA-13
97	Alan Branch	DL	6-6	350	30	9	Michigan	FA-14
98	Antonio Johnson	DL	6-3	305	30	8	Mississippi State	FA-15
99	Dominique Easley	DL	6-2	285	23	2	Florida	D1-14

RESERVE/INJURED LIST

#	NAME	POS	HT	WT	AGE	YR	COLLEGE	(IR date)
36	Tyler Gaffney	RB	6-0	220	24	2	Stanford	(8/13/15)
86	AJ Derby	TE	6-5	255	23	R	Arkansas	(8/5/2015)



2015 POSITIONAL ROSTER

August 15, 2015

DEFENSE (43)								
#	NAME	POS	HT	WT	BORN	YR	COLLEGE	H.S. HOMETOWN
DEFENSIVE LINE (16)								
97	Branch, Alan	DL	6-6	350	12/29/1984	9	Michigan	Rio Rancho, N.M.
92	Brown, Malcom	DL	6-2	320	2/2/1994	R	Texas	Brenham, Texas
99	Easley, Dominique	DL	6-2	285	4/28/1992	2	Florida	Staten Island, N.Y.
42	Dickson, Xzavier	DL	6-3	255	9/11/1992	R	Alabama	Griffin, Ga.
74	Flowers, Trey	DL	6-2	265	8/16/1993	R	Arkansas	Huntsville, Ala.
48	Grisson, Geneo	DL	6-4	265	6/4/1992	R	Oklahoma	Hutchinson, Kan.
98	Johnson, Antonio	DL	6-3	305	12/8/1984	8	Mississippi State	Leland, Miss.
95	Jones, Chandler	DE	6-5	265	2/27/1990	4	Syracuse	Endicott, N.Y.
94	Jones, Chris	DT	6-1	295	7/12/1990	3	Bowling Green	Brownsburg, Ind.
90	Moore, Zach	DL	6-6	280	9/5/1990	2	Concordia-St. Paul	Chicago, Ill.
50	Ninkovich, Rob	DE	6-2	260	2/1/1984	10	Purdue	Blue Island, Ill.
64 d	Pataiafili, A.J.	DL	6-3	319	9/3/1990	1	Utah State	West Valley City, Utah
93	Sheard, Jabaal	DL	6-3	260	5/10/1989	5	Pittsburgh	Hollywood, Fla.
96	Siliga, Sealver	DL	6-2	325	4/26/1990	4	Utah	West Jordan, Utah
72 d	Vellano, Joe	DL	6-2	300	10/30/1988	2	Maryland	Rexford, N.Y.
65 d	Walker, Casey	DL	6-1	340	12/6/1989	2	Oklahoma	Garland, Texas
LINEBACKER (12)								
91	Collins, Jamie	LB	6-3	250	10/20/1989	3	Southern Mississippi	McCall Creek, Miss.
58	Fleming, Darius	LB	6-2	250	7/19/1989	4	Notre Dame	Chicago, Ill.
52	Fletcher, Dane	LB	6-2	245	9/14/1986	6	Montana State	Bozeman, Mont.
46 d	Fort, L.J.	LB	6-0	230	1/3/1990	2	Northern Iowa	Waynesville, Mo.
55	Freeny, Jonathan	LB	6-2	255	6/15/1989	4	Rutgers	Coconut Creek, Fla.
45	Gordon, Cameron	LB	6-3	240	6/5/1991	2	Michigan	Detroit, Mich.
54	Hightower, Dont'a	LB	6-3	265	3/12/1990	4	Alabama	Lewisburg, Tenn.
70 d	Johnson, Rufus	LB	6-5	280	8/28/2090	1	Tarleton State	Dallas, Texas
53	Martin, Eric	LB	6-2	250	7/21/1991	3	Nebraska	Moreno Valley, Calif.
51	Mayo, Jerod	LB	6-1	250	2/23/1986	8	Tennessee	Hampton, Va.
49 d	Morris, James	LB	6-2	245	11/20/1991	2	Iowa	Solon, Iowa
41	Watson, Dekoda	LB	6-2	245	3/3/1988	6	Florida State	Aike, S.C.
DEFENSIVE BACK (15)								
31	Brown, Tarell	CB	5-10	190	1/6/1985	8	Texas	Mesquite, Texas
21	Butler, Malcolm	CB	5-11	190	3/2/1990	2	West Alabama	Vicksburg, Miss.
23	Chung, Patrick	S	5-11	215	8/19/1987	7	Oregon	Rancho Cucamonga, Calif.
43	Ebner, Nate	DB	6-0	220	12/14/1988	4	Ohio State	Dublin, Ohio
24	Fletcher, Bradley	CB	6-0	205	6/25/1986	7	Iowa	Youngstown, Ohio
30	Harmon, Duron	DB	6-1	205	1/24/1991	3	Rutgers	Magnolia, Del.
35 d	Jean, Jimmy	DB	6-3	205	4/1/1989	R	Alabama-Birmingham	Pompano Beach, Fla.
36	King, Brandon	S	6-2	220	6/8/1993	R	Auburn	Alabaster, Ala.
22	McClain, Robert	CB	5-9	195	7/22/1988	5	Connecticut	Lusby, Md.
32	McCourty, Devin	DB	5-10	195	8/13/1987	6	Rutgers	Montvale, N.J.
37	Richards, Jordan	DB	5-11	210	1/21/1993	R	Stanford	Folsom, Calif.
28 d	Roberts, Darryl	DB	6-0	190	11/26/1990	R	Marshall	Lakeland, Fla.
26	Ryan, Logan	CB	5-11	195	2/9/1991	3	Rutgers	Voorhees, N.J.
25 d	Swanson, Daxton	DB	5-11	190	3/21/1990	1	Sam Houston State	Waco, Texas
27	Wilson, Tavon	DB	6-0	215	3/19/1990	4	Illinois	Washington, D.C.
OFFENSE (44)								
#	NAME	POS	HT	WT	BORN	YR	COLLEGE	H.S. HOMETOWN
OFFENSIVE LINE (15)								
60	Andrews, David	C	6-3	295	7/10/1992	R	Georgia	Johns Creek, Ga.
72 o	Asper, Mark	OL	6-6	321	11/8/1985	3	Oregon	Idaho Falls, Idaho
64 o	Barker, Chris	OL	6-2	300	8/3/1990	2	Nevada	Etiwanda, Calif.
61	Cannon, Marcus	OL	6-5	335	5/6/1988	5	Texas Christian	Odessa, Texas
65 o	Devey, Jordan	OL	6-6	320	1/11/1988	2	Memphis	American Fork, Utah
71	Fleming, Cameron	OL	6-6	320	9/3/1992	2	Stanford	Houston, Texas
70 o	Groy, Ryan	G	6-5	320	9/30/1990	2	Wisconsin	Middleton, Wis.
63	Hauptmann, Caylin	OL	6-3	305	7/10/1991	2	Florida International	Los Angeles, Calif.
68	Jackson, Tre'	G	6-4	320	12/14/1992	R	Florida State	Jesup, Ga.
67	Kline, Josh	OL	6-3	300	12/29/1989	3	Kent State	Mason, Ohio
69	Mason, Shaq	OL	6-1	310	8/28/1993	R	Georgia Tech	Columbia, Tenn.
77	Solder, Nate	T	6-8	325	4/12/1988	5	Colorado	Buena Vista, Co.
66	Stork, Bryan	OL	6-4	310	11/15/1990	2	Florida State	Vero Beach, Fla.
76	Vollmer, Sebastian	T	6-8	325	7/10/1984	7	Houston	Kaarst, Germany
62	Wendell, Ryan	OL	6-2	300	3/4/1986	7	Fresno State	Pomona, Calif.
QUARTERBACK (3)								
12	Brady, Tom	QB	6-4	225	8/3/1977	16	Michigan	San Mateo, Calif.
10	Garoppolo, Jimmy	QB	6-2	225	11/2/1991	2	Eastern Illinois	Arlington Heights, Ill.
7	Lindley, Ryan	QB	6-3	232	6/22/1989	4	San Diego State	Lakeside, Calif.
WIDE RECEIVER (11)								
80	Amendola, Danny	WR	5-11	190	11/2/1985	7	Texas Tech	The Woodlands, Texas
82	Boyce, Josh	WR	5-11	205	5/6/1991	2	Texas Christian	Copperas Cove, Texas
17	Dobson, Aaron	WR	6-3	205	7/23/1991	3	Marshall	Dunbar, W.V.
15	D'Orazio, Zach	WR	6-2	212	5/28/1991	R	Akron	Cleveland, Ohio
11	Edelman, Julian	WR	5-10	200	5/22/1986	7	Kent State	Redwood City, Calif.
13	Gibson, Brandon	WR	6-0	210	8/13/1987	7	Washington State	Puyallup, Wash.
14	Harper, Chris	WR	5-11	185	12/7/1993	R	California	Encino, Calif.
16	Krause, Jonathan	WR	5-11	190	1/18/1992	1	Vanderbilt	Snellville, Ga.
19	LaFell, Brandon	WR	6-3	210	11/4/1986	6	Louisiana State	Houston, Texas
18	Slater, Matthew	WR	6-0	205	9/9/1985	8	UCLA	Anaheim, Calif.
84	Tyms, Brian	WR	6-3	205	2/21/1989	3	Florida A&M	Ft. Lauderdale, Fla.
RUNNING BACK (9)								
39	Cadet, Travaris	RB	6-1	210	2/1/1989	4	Appalachian State	Miami, Fla.
25 o	Creedy, Tony	RB	5-10	204	5/22/1992	R	North Carolina State	Durham, N.C.
29	Blount, LeGarrette	RB	6-0	250	12/5/1986	6	Oregon	Perry, Fla.
38	Bolden, Brandon	RB	5-11	220	1/26/1990	4	Mississippi	Baton Rouge, La.
46 o	Develin, James	FB	6-3	255	7/23/1988	3	Brown	Gilbertsville, Pa.
35 o	Gray, Jonas	RB	5-10	225	6/27/1990	2	Notre Dame	Pontiac, Mich.
34	Kettani, Eric	FB	5-11	240	3/26/1987	1	Navy	Kirtland, Ohio
33	Lewis, Dion	RB	5-8	195	9/27/1990	4	Pittsburgh	Blairtown, N.J.
28 o	White, James	RB	5-10	205	2/3/1992	2	Wisconsin	Ft. Lauderdale, Fla.
TIGHT END (6)								
85	Bequette, Jake	DL	6-5	265	2/21/1989	3	Arkansas	Little Rock, Ark.
88	Chandler, Scott	TE	6-7	260	7/23/1985	8	Iowa	Southlake, Texas
87	Gronkowskj, Rob	TE	6-6	265	5/14/1989	6	Arizona	Pittsburgh, Pa.
47	Hoomanawanui, Michael	TE	6-4	265	7/4/1988	6	Illinois	Bloomington, Ill.
81	Mundine, Jimmay	TE	6-2	240	11/12/1991	R	Kansas	Denison, Texas
44	Stokes, Logan	TE	6-5	255	12/4/1992	R	Louisiana State	Muscle Shoals, Ala.
SPECIALISTS (3)								
#	NAME	POS	HT	WT	BORN	YR	COLLEGE	H.S. HOMETOWN
SPECIALISTS (3)								
6	Allen, Ryan	P	6-2	220	2/28/1990	3	Louisiana Tech	Salem, Ore.
49 o	Cardona, Joe	LS	6-3	245	4/16/1992	R	Navy	El Cajon, Calif.
3	Gostkowski, Stephen	K	6-1	215	1/28/1984	10	Memphis	Madison, Miss.
RESERVE/INJURED (2)								
#	NAME	POS	HT	WT	BORN	YR	COLLEGE	H.S. HOMETOWN
RESERVE/INJURED (2)								
86	Derby, AJ	TE	6-5	255	9/20/1991	R	Arkansas	Iowa City, Iowa
36	Gaffney, Tyler	RB	6-0	220	4/20/1991	2	Stanford	San Diego, Calif.



HOW THE PATRIOTS WERE BUILT

UPDATED: August 15, 2015

<u>YEAR</u>	<u>DRAFTEES (35)</u>	<u>VETERAN FREE AGENTS (26)</u>	<u>WAIVERS (2) / TRADES (1)</u>	<u>ROOKIE AND FIRST-YEAR FREE AGENTS (26)</u>
2000	Tom Brady (6b)			
2006	Stephen Gostkowski (4b)			
2008	Jerod Mayo (1) Matthew Slater (5)			Ryan Wendell (fa)
2009	Sebastian Vollmer (2d) Julian Edelman (7a)	Rob Ninkovich (5) (NO)		
2010	Devin McCourty (1) Rob Gronkowski (2a)			
2011	Nate Solder (1) Marcus Cannon (5a)			
2012	Chandler Jones (1a) Dont'a Hightower (1b) Tavon Wilson (2) Jake Bequette (3a) Nate Ebner (6)	Michael Hoomanawanui (5) (STL)		Brandon Bolden (fa) James Develin (fa) (CIN)
2013	Jamie Collins (2a) Aaron Dobson (2b) Logan Ryan (3a) Duron Harmon (3b) Josh Boyce (4)	Danny Amendola (fa) (DAL) Sealver Siliga (fa) (SF)	Chris Barker (fa) CW (MIA) Chris Jones (6) (HOU) CW (TB)	Ryan Allen (fa) Jordan Devey (fa) (BAL) Josh Kline (fa) Joe Vellano (fa)
2014	Dominique Easley (1) Jimmy Garoppolo (2) Bryan Stork (4a) James White (4b) Cameron Fleming (4c) Zach Moore (6b)	LeGarrette Blount (fa) (TEN) Alan Branch (2) (ARI) Patrick Chung (2) (NE) Darius Fleming (5) (SF) Brandon LaFell (3) (CAR) Brian Tyms (fa) (SF)		Malcolm Butler (fa) Cameron Gordon (fa) Jonas Gray (fa) (MIA) Caylin Hauptmann (fa) (CLE) Jonathan Krause (fa) (CLE) Eric Martin (fa) (NO) James Morris (fa) Daxton Swanson (fa) (IND)
2015	Malcom Brown (1) Jordan Richards (2) Geneo Grissom (3) Trey Flowers (4a) Tre' Jackson (4b) Shaq Mason (4c) Joe Cardona (5) Darryl Roberts (7a) Xzavier Dickson (7b)	Mark Asper (6) (BUF) Tarell Brown (5) (SF) Travaris Cadet (fa) (NO) Scott Chandler (4) (SD) Bradley Fletcher (3) (STL) Dane Fletcher (fa) (NE) L.J. Fort (fa) (CLE) Jonathan Freeny (fa) (MIA) Brandon Gibson (6) (PHI) Antonio Johnson (5) (TEN) Dion Lewis (5) (PHI) Ryan Lindley (6) (ARI) Robert McClain (7) (CAR) Jabaal Sheard (2) (CLE) Casey Walker (fa) (CAR) Dekoda Watson (7) (TB)	Ryan Groy (fa) (tr-CHI)	David Andrews (fa) Tony Crecy (fa) Zach D'Orazio (fa) Chris Harper (fa) Jimmy Jean (fa) Rufus Johnson (6) (NO) Eric Kettani (fa) Brandon King (fa) Jimmay Mundine (fa) A.J. Pataiali'i (fa) (BAL) Logan Stokes (fa)

NOTE: Team in parenthesis is the player's prior team
 (#) – indicates round drafted
 (fa) – indicates non-drafted free agents

Reserve/Injured (2)
 AJ Derby (6b) - 2015
 Tyler Gaffney (6) CW (CAR)



2015 TRANSACTIONS

UPDATED: AUGUST 15, 2015

JANUARY, 2015

3/5/2015	Barker, Chris	Signed to a future contract
3/5/2015	Bequette, Jake	Signed to a future contract
3/5/2015	Green, Justin	Signed to a future contract
3/5/2015	Gilbert, Garrett	Signed to a future contract
3/5/2015	Hauptmann, Caylin	Signed to a future contract
3/5/2015	Johnson, Antonio	Signed to a future contract
3/5/2016	Johnson, Rufus	Signed to a future contract
3/5/2015	Krause, Jonathan	Signed to a future contract
3/5/2015	Lewis, Dion	Signed to a future contract
3/5/2015	Martin, Eric	Signed to a future contract
3/5/2015	Skinner, Deontae	Signed to a future contract
3/5/2015	Swanson, Daxton	Signed to a future contract

MARCH, 2015

3/2/2015	Gostkowski, Stephen	Designated Franchise Player
3/6/2015	Ott, Tyler	Signed
3/11/2015	Tyms, Brain	Re-signed
3/11/2015	Dorsey, Kevin	Signed
3/11/2015	Gibson, Brandon	Signed
3/12/2015	Chekwa, Chimdi	Signed
3/12/2015	Freeny, Jonathan	Signed
3/12/2015	Sheard, Jabaal	Signed
3/13/2015	White, Chris	Re-signed

APRIL, 2015

4/30/2015	Brown, Malcom	Drafted
-----------	---------------	---------

MAY, 2015

5/1/2015	Richards, Jordan	Drafted
5/1/2015	Grissom, Geneo	Drafted
5/2/2015	Flowers, Trey	Drafted
5/2/2015	Jackson, Tre'	Drafted
5/2/2015	Mason, Shaq	Drafted
5/2/2015	Cardona, Joe	Drafted
5/2/2015	Wells, Matthew	Drafted
5/2/2015	Derby, AJ	Drafted
5/2/2015	Roberts, Darryl	Drafted
5/2/2015	Dickson, Xzavier	Drafted
5/5/2015	Dennard, Alfonzo	Released
5/5/2015	Ott, Tyler	Released
5/5/2015	Skinner, Deontae	Released
5/7/2015	Buchanan, Michael	Released
5/7/2015	Dorsey, Kevin	Released
5/8/2015	Derby, AJ	Signed/Draft Choice
5/8/2015	Dickson, Xzavier	Signed/Draft Choice
5/8/2015	Flowers, Trey	Signed/Draft Choice
5/8/2015	Jackson, Tre'	Signed/Draft Choice
5/8/2015	Mason, Shaq	Signed/Draft Choice
5/8/2015	Richards, Jordan	Signed/Draft Choice
5/8/2015	Roberts, Darryl	Signed/Draft Choice
5/8/2015	Wells, Matthew	Signed/Draft Choice
5/8/2015	Andrews, David	Signed
5/8/2015	Gardner, Devin	Signed
5/8/2015	Harper, Chris	Signed
5/8/2015	Jean, Jimmy	Signed
5/8/2015	King, Brandon	Signed
5/8/2015	Patterson, Eric	Signed
5/8/2015	Taylor, Vince	Signed
5/9/2015	Grissom, Geneo	Signed/Draft Choice
5/11/2015	Arrington, Kyle	Released
5/11/2015	Davis, Fred	Signed
5/11/2015	Hughes, Kevin	Signed
5/12/2015	Watson, Dekoda	Signed
5/18/2015	Spikes, Brandon	Signed
5/18/2015	Chekwa, Chimidi	Released
5/18/2015	Gardner, Devin	Released
5/18/2015	Gordon, Cam	Released
5/26/2015	Fletcher, Dane	Signed
5/26/2015	D'Orazio, Zach	Signed

JUNE, 2015

6/4/2014	Cardona, Joe	Signed/Draft Choice
6/8/2015	Spikes, Brandon	Released
6/8/2015	Cox, Derek	Signed
6/9/2015	Patterson, Eric	Released
6/11/2015	Lynch, D.J.	Signed
6/11/2015	Mundine, Jimmay	Signed
6/11/2015	Stokes, Logan	Signed
6/11/2015	Gilbert, Garrett	Released
6/11/2015	D'Orazio, Zach	Released
6/11/2015	Wright, Tim	Released
6/12/2015	Flynn, Matt	Signed

JUNE, 2015

6/18/2015	Stokes, Logan	Released
6/19/2015	Brown, Malcom	Signed/Draft Choice
6/19/2015	Davis, Fred	Released

JULY, 2015

7/23/2015	D'Orazio, Zach	Signed
7/27/2015	Brown, Tarell	Signed

AUGUST, 2015

8/1/2015	Cox, Derek	Released
8/1/2015	Green, Justin	Released
8/1/2015	Lynch, DJ	Released
8/3/2015	Gunn, Harland	Claimed off Waivers (ATL)
8/3/2015	Hughes, Kevin	Released
8/3/2015	Taylor, Vince	Released
8/4/2015	Fort, L.J.	Signed
8/4/2015	Gordon, Cameron	Signed
8/4/2015	Kettani, Eric	Signed
8/4/2015	Pataiali', A.J.	Signed
8/5/2015	Derby, AJ	Placed on Reserve/Injured
8/6/2015	Asper, Mark	Signed
8/6/2015	Brodine, Mason	Signed
8/6/2015	Gunn, Harland	Released
8/10/2015	Creecy, Tony	Signed
8/10/2015	Lindley, Ryan	Signed
8/10/2015	Stokes, Logan	Signed
8/10/2015	Brodine, Mason	Released
8/10/2015	Flynn, Matt	Released
8/10/2015	White, Chris	Released
8/11/2015	Groy, Ryan	Acquired Via Trade (CHI)
8/11/2015	Wells, Matthew	Traded to Chicago
8/13/2015	Gaffney, Tyler	Placed on Reserve/Injured
8/14/2015	Walker, Casey	Signed



UNOFFICIAL DEPTH CHART

Unofficial depth chart compiled by Patriots media relations

OFFENSE

WR: 19 Brandon LaFell	80 Danny Amendola	82 Josh Boyce	18 Matthew Slater
		16 Jonathan Krause	14 <u>Chris Harper</u>
LT: 77 Nate Solder	61 Marcus Cannon	65 Jordan Devey	68 Caylin Hauptmann
LG: 67 Josh Kline	70 Ryan Groy	69 <u>Shaq Mason</u>	
C: 66 Bryan Stork	62 Ryan Wendell	64 Chris Barker	60 <u>David Andrews</u>
RG: 62 Ryan Wendell	67 Josh Kline	63 <u>Tre' Jackson</u>	
RT: 76 Sebastian Vollmer	61 Marcus Cannon	71 Cameron Fleming	72 Mark Asper
TE: 87 Rob Gronkowski	88 Scott Chandler	47 Michael Hoomanawanui	85 Jake Bequette
		81 <u>Jimmy Mundine</u>	44 <u>Logan Stokes</u>
WR: 11 Julian Edelman	17 Aaron Dobson	84 Brian Tyms	13 Brandon Gibson
			15 <u>Zach D'Orazio</u>
QB: 12 Tom Brady	10 Jimmy Garoppolo	7 Ryan Lindley	
RB: 29 LeGarrette Blount	38 Brandon Bolden	39 Travaris Cadet	34 Eric Kettani
			25 <u>Tony Creecy</u>
RB: 46 James Develin	35 Jonas Gray	28 James White	33 Dion Lewis

DEFENSE

LE: 50 Rob Ninkovich	93 Jabaal Sheard	48 <u>Geneo Grissom</u>	
DT: 97 Alan Branch	99 Dominique Easley	72 Joe Vellano	92 <u>Malcom Brown</u>
DT: 96 Sealver Siliga	94 Chris Jones	98 Antonio Johnson	64 A.J. Pataiali'l
			65 Casey Walker
RE: 95 Chandler Jones	93 Jabaal Sheard	90 Zach Moore	74 <u>Trey Flowers</u>
			42 <u>Xzavier Dickson</u>
LB: 91 Jamie Collins	52 Dane Fletcher	41 Dekoda Watson	46 A.J. Fort
LB: 51 Jerod Mayo	53 Eric Martin	49 James Morris	55 Jonathan Freeny
			45 Cameron Gordon
LB: 54 Dont'a Hightower	58 Darius Fleming	70 Rufus Johnson	
RCB: 26 Logan Ryan	31 Tarell Brown	22 Robert McClain	35 <u>Jimmy Jean</u>
LCB: 21 Malcolm Butler	24 Bradley Fletcher	28 <u>Darryl Roberts</u>	
S: 23 Patrick Chung	30 Duron Harmon	25 Daxton Swanson	37 <u>Jordan Richards</u>
S: 32 Devin McCourty	27 Tavon Wilson	43 Nate Ebner	36 <u>Brandon King</u>

SPECIAL TEAMS

K: 3 Stephen Gostkowski	
P: 6 Ryan Allen	
H: 6 Ryan Allen	
PR: 11 Julian Edelman	80 Danny Amendola
KR: 80 Danny Amendola	19 Brandon LaFell
LS: 49 <u>Joe Cardona</u>	

PRONUNCIATION GUIDE

Danny Amendola	am-men-DOLE-uh	Michael Hoomanawanui	HO-oh-mah-nah-wah-noo-wee
Jake Bequette	BECK-it	Jerod Mayo	je-ROD
LeGarrette Blount	LUH-gare-et BLUNT	Jimmay Mundine	JAH-may MUN-dine
Tarell Brown	tuh-RELL	A.J. Pataiali'l	pah-tie-AH-lee-ee
Jordan Devey	DEH-vee	Jabaal Sheard	juh-BALL SHEERD
Dominique Easley	DAW-min-eek	Sealver Siliga	SIL-ver SEE-ling-gah
Stephen Gostkowski	gost-COW-ski	Nate Solder	SOLD-er
Geneo Grissom	GEE-no	Brian Tyms	TIMS
Caylin Hauptmann	HOWPT-min	Ryan Wendell	when-DELL
Dont'a Hightower	don-TAY	Tavon Wilson	TAY-von



PATRIOTS

vs. Saints

SERIES HISTORY



Patriots Chairman and CEO Robert Kraft's first game as owner of the team was a 1994 preseason game at Foxboro Stadium against the Saints. The Patriots won that game, 24-6.

The two teams will meet this week in New Orleans in the 11th preseason meeting and for the first time since Aug. 9, 2012 when the Patriots beat the Saints, 7-6, in a preseason game at Gillette Stadium.

The last four times the two teams met in the preseason the games have been played on the Patriots' home field. The last time the Patriots traveled to New Orleans for a preseason game was on Aug. 16, 1986 when the Patriots prevailed in a 38-34 decision.

The Patriots and Saints have played 13 times in the regular season with the Patriots leading the all-time series, 9-4. The two teams last played in the regular season in 2013 with the Patriots taking a 30-27 win on Oct. 13 at Gillette Stadium.

PRESEASON - PATRIOTS 6, SAINTS 4

Date	Result	Score	H/A	Stadium
08/10/68	L	0-19	A	Tulane Stadium
08/29/70	L	0-26	*	Mississippi Veterans
08/25/73	W	31-6	A	Tulane Stadium
08/18/74	W	7-3	H	Schaefer Stadium
08/10/85	L	20-32	H	Sullivan Stadium
08/16/86	W	38-34	A	Louisiana Superdome
08/05/94	W	24-6	H	Foxboro Stadium
08/18/05	L	27-37	H	Gillette Stadium
08/12/10	W	27-24	H	Gillette Stadium
08/09/12	W	7-6	H	Gillette Stadium

REGULAR SEASON - PATRIOTS 9, SAINTS 4

Date	Result	Score	H/A	Stadium
12/10/72	W	17-10	A	Tulane Stadium
12/05/76	W	27-6	H	Schaefer Stadium
12/21/80	W	38-27	A	Louisiana Superdome
12/04/83	W	7-0	H	Sullivan Stadium
11/30/86	W	21-20	A	Louisiana Superdome
11/12/89	L	24-28	H	Sullivan Stadium
11/08/92	L	14-31	H	Foxboro Stadium
12/03/95	L	17-31	H	Foxboro Stadium
10/04/98	W	30-27	A	Louisiana Superdome
11/25/01	W	34-17	H	Foxboro Stadium
11/20/05	W	24-17	H	Gillette Stadium
11/30/09	L	17-38	A	Louisiana Superdome
10/13/13	W	30-27	H	Gillette Stadium

HIGH SCORING MATCHUP

The New England Patriots and the New Orleans Saints are among the highest scoring NFL teams since the 2010 season.

MOST POINTS SCORED SINCE 2010

Team	Points
New England Patriots	2,500
Green Bay Packers	2,284
Denver Broncos	2,222
New Orleans Saints	2,207
Dallas Cowboys	2,045

LAST REGULAR SEASON MEETING PATRIOTS 30, SAINTS 27

October 13, 2013 ★ Gillette Stadium

	1	2	3	4	Final
New Orleans Saints	7	0	10	10	— 27
New England Patriots	3	14	3	10	— 30

Tom Brady threw a 17-yard touchdown pass to rookie WR Kenbrell Thompkins with five seconds left to play to lift the Patriots to a come-from-behind 30-27 victory to hand the visiting New Orleans Saints their first loss of the year.

The touchdown pass capped an 8-play, 70-yard drive that started at their own 30-yard line with 1:13 seconds left to play. The victory marked the 38th time that Brady has led his team to victory following a fourth-quarter deficit or tie.

Brady completed five-of-seven passes for 70 yards to lead New England to the win. On the drive, Brady completed three quick passes in a row (to three different receivers) to put the Patriots in position to win, firing off a 23-yard completion to Julian Edelman, a 15-yard completion to Austin Collie and a 6-yard pass to Aaron Dobson to set New England up at the New Orleans 26-yard line with 35 seconds left. Following two incompletions, Brady completed a 9-yard pass on fourth down to Collie, and then following a clock-stopping spike, Brady tossed the game-winning 17-yard touchdown to Thompkins with 5 seconds remaining.

The Patriots had squandered a 17-7 halftime lead after New Orleans scored a field goal and a touchdown on their first two drives of the second half to tie the game. K Stephen Gostkowski drilled a career-long 54-yard field goal in the third quarter and added a 23-yard field goal in the fourth quarter to put New England in front, 23-17. But the Saints took a 24-23 lead with 3:29 to play when QB Drew Brees threw a 34-yard touchdown pass to WR Kenny Stills.

On the ensuing drive, the Patriots tried to convert a fourth-and-six situation from their own 24-yard line with 2:50 to play, but were stopped, leading to a New Orleans field goal for a 27-23 lead. Brady was intercepted on the first play following the Saints touchdown, allowing New Orleans to get the ball back with 2:16 to play.

The Patriots defense had a key three-and-out on that series to set the New England offense up for the game-winning drive. S Steve Gregory stopped New Orleans RB Khiry Robinson for a 2-yard gain on first down and the Patriots then took their final timeout. Gregory and DL Joe Vellano stopped RB Pierre Thomas for a 1-yard gain on second down, leading into the two-minute warning. DL Chandler Jones then sacked Brees on third down, setting up a New Orleans punt that gave the Patriots the ball back with 1:13 remaining and setting up the game-winning drive.

The New Orleans offense twice failed to pick up a first down that would have put the game away in the final three minutes. Excluding a field goal attempt and a punt, the Saints ran six plays from the 2:46 mark of the fourth quarter on, and those snaps produced just one single yard.

The Patriots built a 17-7 halftime lead after scoring a field goal on their first drive of the game and then two RB Stevan Ridley touchdown runs in the second quarter.

The Patriots defense held Saints TE Jimmy Graham without a reception. Graham entered the game averaging 118.6 yards per game.

PATRIOTS IN NEW ORLEANS

★ The Patriots have played in three Super Bowls in New Orleans at the Louisiana Superdome, the home of the Saints. The 1985 Patriots qualified for the first Super Bowl in team history, but lost to the Chicago Bears, 46-10. In 1996, the Patriots reached their second Super Bowl in the Crescent City and fell to the Green Bay Packers, 35-21, in Super Bowl XXXI. New England returned to the Big Easy for Super Bowl XXXVI and defeated the St. Louis Rams, 20-17, to claim the first NFL title in team history.



PATRIOTS

vs. Saints

TALE OF THE TAPE

2014 Regular Season	New England	New Orleans
Record	12-4	7-9
Divisional Standings	1st	2nd
Total Yards Gained	5,848	6,582
Total Offense (Rank)	365.5 (11)	411.4 (1)
Rush Offense	107.9 (18)	113.6 (13)
Pass Offense	257.6 (9)	297.8 (3)
Points Per Game	29.3 (4)	25.0 (9)
Touchdowns Scored	52	49
Third Down Conversion Pct.	44.3	48.3
Team Passer Rating	97.5	97.0
Total Yards Allowed	5,506	6,144
Total Defense (Rank)	344.1 (13)	384.0 (31)
Rush Defense	104.3 (9)	132.8 (29)
Pass Defense	239.8 (17)	251.2 (25)
Points Allowed/Game	19.6 (8)	26.5 (28)
Touchdowns Allowed	32	47
Third Down Defense (Pct.)	40.2	46.0
Field Goals Made/Attempted	35/37	19/22
Possession Avg.	29:37	30:03
Sacks Allowed/Yards Lost	26/170	30/188
Sacks Made/Yards	40/282	34/188
Passing TD/Int. (Off.)	34/9	33/17
Passing TD/Int. (Def.)	24/16	26/12
Penalties Against/Yards	120/1080	80/670
Punts/Avg.	67/45.7	58/46.4
Takeaway/Giveaway Ratio	+12 (2t)	-13 (31)

CONNECTIONS

NEW ENGLAND TIES

★ Saints **offensive coordinator Pete Carmichael** was born in Framingham, Mass., and attended Medway (Mass.) HS. He went on to a collegiate playing career in baseball and was a four-year letterman at Boston College. As a senior, Carmichael was a team captain and Most Valuable Player. He began his coaching career as the assistant offensive line coach at the University of New Hampshire in 1994, with the Wildcats winning the Yankee Conference championship.

★ Saints **DLB Kasim Edebali** hails from Meriden, N.H. and attended Boston College, where he played in 49 games recording, 166 tackles, 11 sacks, four forced fumbles, and three fumble recoveries.

★ Saints **WR R.J. Harris** played for four years at New Hampshire, where he compiled 310 catches for 4,328 yards and 36 touchdowns as the school's and Colonial Athletic Association's all-time leader in receptions and second on both lists in receiving yardage. His 36 TDs rank second in program history and fourth in the CAA.

★ Saints **NT John Jenkins** is a native of Meriden, Conn.

★ Saints **G Mike Golic Jr.** attended Northwest Catholic (Conn.) HS. He was named to the Connecticut High School Coaches Association Class S all-state team in both his junior and senior season.

★ Saints **tight ends coach Dan Roushar** served as the offensive line coach at Rhode Island in 1993.

★ Saints **defensive assistant/linebackers coach James Willis** tutored linebackers at Rhode Island for two seasons (2004-05).

NEW ORLEANS TIES

★ Patriots **head strength and conditioning coach Harold Nash** hails from New Orleans and attended Louisiana-Lafayette, where he joined the football team as a walk-on and played defensive back for four seasons.

★ Patriots **RB Brandon Bolden** attended Scotlandville Magnet HS in Baton Rouge, La. During his senior year, Bolden rushed for 886 yards and 12 touchdowns en route to being named First Team All-District 5-5A.

★ Patriots **P Ryan Allen** transferred from Oregon State to Louisiana Tech in 2010. During his three years there, Allen became the first punter to ever win back-to-back Ray Guy Awards.

★ Patriots **WR Brandon LaFell** spent three years (2006-08) at LSU, where he helped the team win a BCS National Championship in 2007.

CONNECTIONS (CONTINUED)

FORMER PATRIOTS

★ Saints **CB Brandon Browner** was part of the Patriots Super Bowl XLIX Championship team. During his one season in New England, Browner started all nine games he played in and finished with 26 tackles one 32-yard interception and six passes defended. He also recorded three tackles in Super Bowl XLIX and swatted away a fourth-quarter pass in the end-zone to help preserve the Patriots victory.

★ Saints **TE Benjamin Watson** was selected by the Patriots in the first round (32nd overall) of the 2004 NFL Draft. A member of the Patriots Super Bowl XXXIX Championship team, Watson battled through injuries during his time in New England, starting 47 games in his six seasons (2004-09).

★ Saints **defensive coordinator Rob Ryan** spent four seasons (2000-03) as the linebackers coach for the Patriots under Bill Belichick. In his time with the Patriots, Ryan was a part of two Super Bowl championship teams – XXXVI and XXXVIII – and worked with Patriots Hall of Fame linebackers Teddy Bruschi and Willie McGinest.

FORMER SAINTS

★ Patriots **DL Rob Ninkovich** was drafted by the Saints in the fifth round (135th overall) of the 2006 NFL Draft. He was waived twice by New Orleans and tried to make the team in 2009 as a long snapper before landing in New England prior to the start of the regular season.

★ Patriots **area scout Tim Heffelfinger** spent seven years as an area scout for the Saints from 1998-2004.

★ Patriots **RB Travaris Cadet** entered the NFL as a rookie free agent with the Saints in 2012. From 2012-14, Cadet appeared in 41 games with one start for the Saints and tallied 11 rushing attempts for 37 yards, 45 receptions for 345 yards with two touchdowns, 50 kickoff returns for 1,293 yards and two punt returns for two yards.

FORMER NFL TEAMMATES

★ Patriots **tight ends coach Brian Daboll** and Saints **defensive coordinator Rex Ryan** served as offensive and defensive coordinator respectively for the Cleveland Browns (09-10) under head coach Eric Mangini.

★ Patriots **DL Antonio Johnson** and Saints **LB Ramon Humber** were defensive teammates with the Indianapolis Colts for two seasons (2009-10).

★ Patriots **RB LeGarrette Blount** played his first NFL snaps as a Tampa Bay Buccaneer where he shared a backfield with Saints **FB Erik Lorig** from 2010-12.

★ Patriots **WR Danny Amendola** and Saints **G Mike McGlynn** spent one season as offensive teammates for the Philadelphia Eagles in 2009.

★ Saints **G Mike Glynn** also spent one season blocking for Patriots **FB James Develin** when they were teammates on the Cincinnati Bengals.

★ Patriots **WR Dion Lewis** and Saints **offensive assistant Kyle DeVan** were offensive teammates in 2011 when DeVan played guard for the Philadelphia Eagles.

★ Patriots **S Patrick Chung** and **DL Anthony Spencer** were defensive teammates when they played for the Dallas Cowboys in 2010.

★ Patriots **TE Scott Chandler** and Saints **RB CJ Spiller** were offensive teammates for five seasons (2010, 2011-2014) when they played for the Buffalo Bills.

FORMER COLLEGE TEAMMATES

★ Saints **offensive coaching assistant Brendan Nugent** first joined the collegiate ranks as an offensive assistant at Iowa where he tutored Patriots **TE Scott Chandler** from 2005-06.

★ Patriots **LB Dont'a Hightower** spent three seasons (2008-2010) playing with Saints **RB Mark Ingram** at Alabama. The pair won a national championship in 2009, the same season that Ingram won the Heisman Trophy.

★ Patriots **T Nate Solder** and Saints **LS Justin Drescher** were teammates for three seasons from 2007-2009 at the University of Colorado.

★ Patriots **DL Xzavier Dickson** played with Saints **S Vinnie Sunseri** at Alabama from 2011-13.

★ Saints **C Max Unger** blocked for Patriots **RB LeGarrette Blount** at Oregon in 2008.

★ Patriots **TE Jimmy Mundine** and Saints **FB Toben Oporum** were offensive teammates at Kansas in 2011-12.

★ In 2011, Patriots **C David Andrews** and **TE Orson Charles** were offensive teammates at Georgia.

★ Saints **T Andrus Peat** blocked for Patriots **RB Tyler Gaffney** at Stanford from 2011-12.

★ Patriots **RB James White** and Saints **WR Nick Toon** were offensive teammates at Wisconsin from 2010-12.



LAST GAME

PATRIOTS VS. PACKERS

PACKERS 22, PATRIOTS 11

August 13, 2015 ★ Gillette Stadium

	1	2	3	4	Final
Green Bay Packers	3	6	6	7	— 22
New England Patriots	0	11	0	0	— 11

The New England Patriots dropped a 22-11 decision to the Green Bay Packers in the preseason opener at Gillette Stadium. QB Tom Brady started the game and played seven snaps in the first two offensive series before being relieved by QB Jimmy Garoppolo, who played the rest of the game. Garoppolo finished 20-of-30 for 159 yards with no touchdowns and one interception.

The Patriots began the game on defense and despite a Green Bay drive that covered 73 yards, managed to stop the Packers on a fourth-down play from the 2-yard line. Later in the first quarter, Green Bay faced a fourth-and-three situation from the New England 43-yard line and attempted a successful fourth-down play when QB Aaron Rodgers completed a 15-yard pass to TE Andrew Quarless. Green Bay continued to the seven-yard line before settling for a field goal and a 3-0 first quarter lead.

On the ensuing drive, RB Jonas Gray broke free for a 55-yard touchdown and then converted the two-point play to give the Patriots an 8-3 lead early in the second quarter. Gray's longest run of his career in the regular season was a 20-yard run at Indianapolis on Nov. 16, 2014.

Green Bay recaptured the lead when backup QB Scott Tolzien threw a 26-yard touchdown pass to WR Jeff Janis on a fourth-and-one play from the New England 26-yard line to make it 9-8 after the two-point play failed.

The Patriots took the lead at half after the defense stopped the Packers on a fourth-down play at the 49-yard line with 53 seconds to play. The offense then moved to the 38-yard line where K Stephen Gostowski drilled a 56-yard field goal as time expired. Gostowski's longest regular season field goal was a 54-yarder vs. New Orleans on Oct. 13, 2013.

The second half did not get off to a good start for New England. The Patriots took the second half kickoff, but four plays later Garoppolo was intercepted after attempting a throw to WR Josh Boyce at the Green Bay 43-yard line by CB LaDarius Gunter, who returned the pick 28 yards to the New England 29-yard line. On the ensuing play, Green Bay RB Alonzo Harris ran 25 yards for a touchdown to extend the Packers lead to 15-11.

In the fourth quarter, the Patriots drove to the Green Bay 42-yard line, where they attempted to convert a fourth-and-four situation with a Garoppolo scramble up the middle. The play was stopped one-yard short of the first down marker. Green Bay took over and drove 61 yards on eight plays with two third down conversions before rookie QB Brett Hundley completed a 10-yard touchdown pass to RB John Crickett to make it 21-11, with under eight minutes to play.

TOM BRADY MADE THE START

Tom Brady started the game and played the first two offensive series [seven offensive snaps]. Brady finished 1-for-4 for 10 yards.

GAROPPOLO ENTERS ON THIRD SERIES

Jimmy Garoppolo entered the game on the third offensive series and played the rest of the game. He finished 20-of-30 for 159 yards with no touchdowns and one interception.

GRAY DOUBLE PLAY

Jonas Gray scored on a 55-yard run in the second quarter and then converted the two-point play. Gray's longest run from scrimmage in the regular season was a 20-yard run at Indianapolis on Nov. 16, 2014. The longest run from scrimmage for the Patriots in 2014 was a 43-yard run by RB Stevan Ridley vs. Cincinnati on Oct. 5, 2014. The last time the Patriots had a run of 50 yards or more was in 2009 when Sammy Morris had a 55-yard run vs. Jacksonville on Dec. 27, 2009.

TEAM LEADER #1

Gray finished the game with 74 yards on seven rushing attempts, including his 55-yard touchdown run.

TEAM LEADER #2

LB Jonathan Freeny, who joined the Patriots as a free agent on March 11, 2015 after four seasons in Miami, led the team with nine tackles against Green Bay.

TEAM LEADER #3

Rookie free agent WR Chris Harper led the team with seven receptions for 48 yards. Harper was signed by the Patriots as a rookie free agent out of California.

GOSTKOWSKI DRILLS A 56-YARD FIELD GOAL

Stephen Gostowski connected on a 56-yard field goal at the end of the first half. His longest field goal in the regular season was a 54-yard field goal vs. New Orleans on Oct. 13, 2013. Gostowski's 56-yard field goal is one-yard shy of the team record. The longest field goal in team history was a 57-yarder by Adam Vinatieri at Chicago on Nov. 10, 2002.

FLOWERS WITH THE SACK

2015 fourth-round draft pick DL Trey Flowers registered an 8-yard sack of Green Bay QB Aaron Rodgers in the first quarter.

STARTING BLOCKS

★ With 2015 first-round draft pick **DL Malcom Brown**, fourth-round draft picks **OL Tre' Jackson** and **OL Shaq Mason**, seventh-round draft pick **DB Darryl Roberts** and rookie free agent **OL David Andrews** in the starting lineup, New England has now had at least one rookie in the starting lineup in the preseason opener for seven straight seasons.

ROOKIE STARTERS IN PRESEASON OPENER

2015 - first-round pick DL Malcom Brown, fourth-round picks OL Tre' Jackson and OL Shaq Mason, seventh-round pick DB Darryl Roberts and rookie free agent OL David Andrews.

2014 - Rookie free agents TE Asa Watson and CB Malcolm Butler

2013 - second-round pick WR Aaron Dobson

2012 - first-round picks DE Chandler Jones and LB Dont'a Hightower.

2011 - first-round pick T Nate Solder and fifth-round pick TE Lee Smith

2010 - first-round pick CB Devin McCourty and second-round pick LB Brandon Spikes started on defense, while second-round pick TE Rob Gronkowski and fourth-round pick TE Aaron Hernandez started on offense.

2009 - sixth-round pick DL Myron Pryor



WHAT TO WATCH FOR

2015

PATRIOTS

*The Patriots can match the Oakland Raiders (1973-1977) as only the second team in NFL history to advance to five straight AFC Championship games.

*The Patriots will look to become the ninth team to repeat as Super Bowl Champions and the first team to do so since New England won back-to-back Super Bowls in 2003 and 2004. The Patriots will try to match Pittsburgh as the only other NFL team with back-to-back Super Bowl wins two separate times.

*The Patriots have won six straight division titles (2009-14) and can match the Los Angeles Rams (1973-79) for the most consecutive division titles in NFL history if they win the AFC East in 2015.

BILL BELICHICK

*Bill Belichick (6) needs to reach one more Super Bowl as a head coach to break a tie with Don Shula (6) for the most conference titles.

*Belichick has four Super Bowl wins as a head coach to match Pittsburgh's Chuck Noll for the most wins. With one more Super Bowl win, Belichick will have the most wins by a head coach in Super Bowl history.

*Belichick (14 straight) needs to lead the Patriots to one more winning season to break a tie with Curly Lambeau (14) for the second most consecutive winning seasons all-time to the 20 by Tom Landry.

*Belichick is one of five head coaches to win six consecutive division titles (2009-14) - Paul Brown (1950-55), Tom Landry (1966-71), Bud Grant (1973-78) and Chuck Noll (1974-79) - and needs one more division title in 2015 to have seven, the most consecutive division titles among all head coaches.

*Belichick has 12 division titles as a head coach and needs one more to tie Tom Landry and Don Shula for 13, the most division titles among all head coaches.

TOM BRADY

*Tom Brady has 160 career regular-season wins with the Patriots, tied with Brett Favre (Green Bay) for the most wins by a quarterback with one team, and needs one more win for the most wins by a quarterback with one team.

*Brady enters the 2015 season in fifth place for most career touchdowns passes with 392 and needs eight touchdown passes to become the fourth NFL player to ever reach 400 career touchdown passes.

*If Brady reaches 30 or more touchdowns passes in 2015, he will become just the fourth player in NFL history with at least 30 or more touchdown passes in six seasons.

TOM BRADY (CONT.)

*If Brady reaches 4,000 passing yards in 2015, he will be just the third player in NFL history with at least eight 4,000-yard passing seasons.

*Brady has played in 209 career games with the Patriots and needs to play four more games to pass Bruce Armstrong (212) for most games played in Patriots history. He has started in 207 games and needs to start in six more to move past Armstrong (212) for most starts in Patriots history.

*The 2015 season will be Brady's 16th season with the Patriots, matching Steve Grogan (1975-90) for the most seasons with the team.

STEPHEN GOSTKOWSKI

*Stephen Gostkowski has led the NFL in scoring in each of the last three seasons (2012-14). He can become just the third NFL player to lead the NFL in scoring in at least four consecutive seasons, joining Don Hutson (1940-44) and Gino Cappelletti (1963-66).

*If Stephen Gostkowski leads the NFL in scoring in 2015, he will join Don Hutson (5) and Gino Cappelletti (5) as the only NFL players to lead the NFL in scoring in five seasons. Gostkowski has led the NFL in scoring in 2008, 2012, 2013 and 2014.

*Gostkowski has 243 career field goals and needs 21 field goals in 2015 to move past Adam Vinatieri (263) for the most field goals in team history.

*Gostkowski is second in NFL history with 411 consecutive extra points and needs 12 more to move past Matt Stover (422) for the all-time lead.

ROB GRONKOWSKI

*Rob Gronkowski has 55 overall touchdowns and needs 14 touchdowns to move past Stanley Morgan (68) to become the all-time leader in touchdowns scored for the Patriots.

*Gronkowski (54) needs 14 receiving touchdowns to move past Stanley Morgan (67) to become the all-time leader in receiving touchdowns for the Patriots.

*Gronkowski (4,379) needs 621 receiving yards in 2015 to become the seventh New England Patriots player to reach 5,000 career receiving yards.

JULIAN EDELMAN

*Julian Edelman (266) needs 26 receptions in 2015 to move into the top 10 in team history.

INDIVIDUAL & TEAM NOTES





ROBERT KRAFT

News & Notes

Since Robert Kraft purchased the team in 1994, the Patriots have experienced one of the most dramatic turnarounds in the history of sports. Now in his 22nd season of ownership, Kraft has transformed one of the league's least successful clubs into what observers view as a model NFL franchise. In the five seasons immediately preceding his purchase (1989-93), the Patriots were a moribund team, winning just 19 of 80 games (.238 pct.) and logging the worst record in the NFL over that span. When he bought the franchise on Jan. 21, 1994, Kraft



announced his intention to bring a championship to New England, a tall order considering the team's previous success rate. But under Kraft's leadership, the Patriots have won more division titles (14), conference crowns (7) and Super Bowl championships (4) than any other NFL team. Super Bowl XLIX was the seventh Super Bowl appearance since Kraft purchased the team, a period during which no other team has earned more than four berths. In Kraft's 21 seasons, the Patriots have qualified for the playoffs 16 times, more than doubling the franchise's accomplishments during its first 34 seasons.

	Pre-Kraft 1960-93	Pre-Kraft 1989-93	Kraft Era 1994-13
Overall Record	225-276-9	19-61	253-119
Winning Pct.	.450	.238	.680
Super Bowl Titles	0	0	4
Conference Titles	1	0	7
Division Titles	3	0	14
Playoff Seasons	6	0	16
Playoff Record	4-6	-	24-12
Home Playoff Games	1	0	20
Home Playoff Record	0-1	-	17-3

A CHAMPIONSHIP TRADITION

MULTIPLE LEAGUE CHAMPIONSHIPS SINCE 2001

TEAM	LEAGUE	TITLES
Los Angeles Galaxy	MLS	5
New England Patriots	NFL	4
Los Angeles Lakers	NBA	4
San Antonio Spurs	NBA	4
Boston Red Sox	MLB	3
San Francisco Giants	MLB	3

HIGHEST WINNING PERCENTAGE IN MAJOR PROFESSIONAL SPORTS SINCE 1994 (Regular Season)

TEAM	LEAGUE	PCT.
San Antonio Spurs	NBA	.684
New England Patriots	NFL	.682
Detroit Red Wings	NHL	.659
Green Bay Packers	NFL	.644
Pittsburgh Steelers	NFL	.629
Los Angeles Lakers	NBA	.625

229 GAME SELLOUT STREAK

In the early 1990's, the Patriots seemed destined for relocation until Robert Kraft's purchase of the team rejuvenated local interest. In 1991, the season ticket base was just 17,635, barely enough to support the club. Now, the season tickets are capped and more than 50,000 fans are on a season ticket waiting list. The Patriots have sold out 229 consecutive home games, including playoff and preseason games (dating back to the 1994 season opener).

SINCE ROBERT KRAFT PURCHASED THE TEAM IN 1994

TOTAL VICTORIES SINCE 1994 (Regular Season)

New England Patriots	229
Green Bay Packers	216
Pittsburgh Steelers	211
Indianapolis Colts	205

TOTAL VICTORIES SINCE 1994 (Incl. Postseason)

New England Patriots	253
Green Bay Packers	233
Pittsburgh Steelers	228
Indianapolis Colts	219
Denver Broncos	214
Philadelphia Eagles	197

MOST HOME VICTORIES SINCE 1994 (Incl. Postseason)

New England Patriots	145
Green Bay Packers	139
Pittsburgh Steelers	131
Denver Broncos	126
Indianapolis Colts	123

WINNING PERCENTAGE SINCE 1994 (Incl. Postseason)

TEAM	W	L	T	PCT.
New England Patriots	253	119	0	.680
Green Bay Packers	233	132	1	.638
Pittsburgh Steelers	228	135	1	.628
Denver Broncos	214	142	0	.601
Indianapolis Colts	219	146	0	.600
Baltimore Ravens	183	143	1	.561
Philadelphia Eagles	197	160	2	.552

SUPER BOWL CHAMPIONSHIPS SINCE 1994

New England Patriots	4
Baltimore Ravens	2
Green Bay Packers	2
Pittsburgh Steelers	2
Denver Broncos	2
N.Y. Giants	2

CONFERENCE CHAMPIONSHIPS SINCE 1994

New England Patriots	7
Pittsburgh Steelers	4
Denver Broncos	3
Green Bay Packers	3
N.Y. Giants	3
Seattle Seahawks	3

DIVISION CHAMPIONSHIPS SINCE 1994

New England Patriots	14
Green Bay Packers	11
Pittsburgh Steelers	11
Indianapolis Colts	10

PLAYOFF VICTORIES SINCE 1994

New England Patriots	24
Pittsburgh Steelers	17
Green Bay Packers	17
Baltimore Ravens	15
Indianapolis Colts	14
San Francisco 49ers	12

PLAYOFF GAMES PLAYED SINCE 1994

New England Patriots	36
Green Bay Packers	31
Indianapolis Colts	29
Pittsburgh Steelers	28
Philadelphia Eagles	23
Baltimore Ravens	23
San Francisco 49ers	21

PLAYOFF SEASONS SINCE 1994

New England Patriots	16
Indianapolis Colts	16
Green Bay Packers	16
Pittsburgh Steelers	13
Philadelphia Eagles	12

PLAYOFF WINNING PERCENTAGE SINCE 1994

TEAM	W	L	PCT.
New England Patriots	24	12	.667
Baltimore Ravens	15	8	.652
N.Y. Giants	10	6	.625
Pittsburgh Steelers	17	11	.607
St. Louis Rams	6	4	.600
New Orleans Saints	7	5	.583



ROBERT KRAFT

Chairman & CEO

ESTABLISHING A WINNING TRADITION

Kraft's winning percentage with the Patriots (.680) since taking over the team in 1994 is the highest among all owners/ownership groups with at least 200 wins (regular and postseason). He is just one of five owners with at least 200 wins and a winning percentage over .600.

OWNER	TEAM	YEARS	WINNING PCT.
Robert Kraft	Patriots	1994-present	.680
Eddie DeBartalo, Jr.	49ers	1977-1999	.636
Clint Murchison, Jr.	Cowboys	1960-1983	.634
Joe Robbie	Dolphins	1966-1989	.609
Pat Bowlen	Denver	1984-2014	.605

ALL-TIME POSTSEASON WINS BY AN OWNER

Robert Kraft has 24 career postseason wins, which is tied for the third-most in NFL history.

WINS	OWNERSHIP
33	The Rooney Family, Pittsburgh (1933-present)
30	Green Bay Packers (1919-present)
24	Robert Kraft, New England (1994-present)
24	the Mara Family, N.Y. Giants (1925-present)
22	Eddie DeBartalo, Jr., San Francisco (1977-1999)
21	Al Davis, Oakland/Los Angeles (1972-2011)

QB STABILITY

Since 1994, the Patriots have had 15 quarterbacks on their active roster. Of this group, only four quarterbacks have started a regular-season or post-season game for the club, the fewest total of any team in the NFL. Only Drew Bledsoe and Tom Brady - have started on Opening Weekend for New England.

TEAM	STARTING QBs SINCE 1994	OPENING DAY QBs SINCE 1994
New England	4	2
Green Bay	5	2
Houston**	9	3
N.Y. Giants	8	6
Pittsburgh	10	6
Indianapolis	11	4
San Diego	12	6
Cincinnati	12	8
New Orleans	13	7
Carolina	15	9
Kansas City	15	5
Seattle	15	6
Tennessee	15	7
Buffalo	16	9
Jacksonville	16	5
San Francisco	16	6
Philadelphia	16	8
Baltimore*	16	8
Tampa Bay	17	10
Denver	17	7
N.Y. Jets	17	8
Dallas	18	5
Detroit	18	5
Atlanta	18	6
Minnesota	19	9
Miami	20	9
St. Louis	21	6
Washington	21	13
Chicago	22	9
Arizona	23	11
Oakland	24	11
Cleveland	25	12

* Since 1996
** Since 2002

A MODEL OF CONSISTENCY

With Belichick in his 15th season as head coach, the Patriots have had just three head coaches since 1994, the fewest number by far of any AFC East team.

AFC EAST TEAM	HEAD COACHES SINCE 1994
New England	3
Buffalo	8
N.Y. Jets	8
Miami	9

COACHING CONSISTENCY

Since Kraft took ownership of the team in 1994, the Patriots have had just three head coaches - Bill Parcells (1994-1996), Pete Carroll (1997-1999) and current head coach Bill Belichick (2000-present). The only team with fewer head coaches since 1994 is the Pittsburgh Steelers, who have had two - Bill Cowher (1992-2006) and Mike Tomlin (2007-present).

TEAM	HEAD COACHES SINCE 1994
Pittsburgh	2
New England	3
Baltimore Ravens*	3
Houston Texans**	3
N.Y. Giants	3

* Since 1996
** Since 2002

NFL Average of new head coaches per team since 1994	Patriots
5.9	3

MILESTONE WIN FOR KRAFT

The victory over the New York Jets (12/21/14) was the 250th win under Robert Kraft. His 250 wins in his first 368 total games tied Chicago's George Halas for the fastest an owner has reached 250 victories.

CONTINUITY BREEDS SUCCESS

New England is the second team (1970s Pittsburgh Steelers) in NFL history - and first in 35 years - to win four Super Bowls with the same owner (Robert Kraft), head coach (Bill Belichick) and quarterback (Tom Brady).

KRAFT PRODUCES MORE WINS THAN EVERY OTHER PATRIOTS OWNER COMBINED

The Patriots have 253 wins overall under Robert Kraft. He has produced more victories than every other Patriots owner combined. Under Kraft, the Patriots are 253-119 overall since he purchased the team in 1994. Kraft's predecessors in the owner's office went 225-276-9 in the 34 years prior to his purchase of the team.



SEASON RANKINGS

2014 Team & Individual

TEAM OFFENSE

CATEGORY	STAT	LEAGUE/YEAR	RANK
Points	468	NFL in 2014	4th
Points	468	Team History	5th
First Downs	361	NFL in 2014	T-4th
First Downs	361	Team History	6th
3rd Down Conversions	98	NFL in 2014	T-3rd
3rd Down Conversions	98	Team History	T-5th
3rd Down Percentage	44.3	NFL in 2014	6th
Touchdowns	52	Team History	T-5th
Touchdowns	52	NFL in 2014	6th
Total Yards	5,848	Team History	7th
Passing Yards	4,121	Team History	6th
Passing Yards	4,121	NFL in 2014	9th
Passing First Downs	228	NFL in 2014	5th
Passing First Downs	228	Team History	5th
Pass Completions	392	Team History	5th
Pass Completions	392	NFL in 2014	8th
Passer Rating	97.5	NFL in 2014	5th
Passer Rating	97.5	Team History	6th
Touchdown Passes	34	Team History	T-4th
Touchdown Passes	34	NFL in 2014	5th
Completion Percentage	64.4	Team History	6th
Turnovers	13	NFL in 2014	T-1st
Turnovers	13	Team History	2nd
Turnover Differential	Plus-12	NFL in 2014	T-2nd
Red Zone TD Pct.	.582	NFL in 2014	9th

TOM BRADY

CATEGORY	STAT	LEAGUE/YEAR	RANK
Passer Rating	97.4	NFL in 2014	5th
Passer Rating	97.4	Team History	5th
Passing Touchdowns	33	Team History	5th
Passing Touchdowns	33	NFL in 2014	T-5th
Pass Completions	373	Team History	T-6th
Pass Completions	373	NFL in 2014	9th
Pass Attempts	582	Team History	8th
Pass Attempts	582	NFL in 2014	10th
Passing Yards	4,109	Team History	8th
Passing Yards	4,109	NFL in 2014	10th
Interception Percentage	1.5	Team History	4th
Interception Percentage	1.5	NFL in 2014	5th
Passing 1st Downs	220	Team History	6th
Passing 1st Downs	220	NFL in 2014	7th

TEAM DEFENSE

CATEGORY	STAT	LEAGUE/YEAR	RANK
Points Allowed	313	NFL in 2014	8th
Rushing TDs Allowed	6	Team History	T-2nd
Rushing TDs Allowed	6	NFL in 2014	T-2nd
Rushing Yards Allowed	1,669	NFL in 2014	9th
Opp. Completion Percentage	59.6	NFL in 2014	8th
Opp. Passer Rating	84.0	NFL in 2014	10th
4th Down Percentage	34.8	NFL in 2014	6th
Red Zone TD Pct.	.478	NFL in 2014	T-6th

JAMIE COLLINS

CATEGORY	STAT	LEAGUE/YEAR	RANK
Forced Fumbles	4	NFL in 2014	T-3rd
Forced Fumbles	4	Team History	T-4th
Interceptions	2	Linebackers in 2014	T-3rd

STEPHEN GOSTKOWSKI

CATEGORY	STAT	LEAGUE/YEAR	RANK
Points	156	NFL in 2014	1st
Points	156	Team History	2nd
Points	156	NFL History	7th
Field Goals Made	35	NFL in 2014	1st
Field Goals Made	35	Team History	3rd
Field Goal Percentage	94.6	Team History	1st
Field Goal Percentage	94.6	NFL in 2014	2nd
Field Goals Attempted	37	NFL in 2014	T-3rd
Field Goals Attempted	37	Team History	T-7th
Extra Points Made	51	NFL in 2014	4th
Extra Points Made	51	Team History	T-4th
Field Goals 40+ Yards	13	Team History	2nd
Field Goals 40+ Yards	13	NFL in 2014	T-2nd

ROB GRONKOWSKI

CATEGORY	STAT	LEAGUE/YEAR	RANK
Receiving Yards	1,124	Tight Ends in 2014	1st
Receiving Yards	1,124	Tight Ends, Team History	3rd
Receiving Yards Per Game	74.9	Tight Ends in 2014	1st
Receiving Yards Per Game	74.9	Tight Ends, Team History	2nd
Receiving Touchdowns	12	Tight Ends in 2014	T-1st
Receiving Touchdowns	12	Team History	T-4th
Receiving Touchdowns	12	NFL in 2014	T-4th
Receiving Touchdowns	12	Tight Ends, NFL History	T-6th
Receptions	82	Tight Ends in 2014	4th
Receptions	82	Tight Ends, Team History	T-4th
Receptions Per Game	5.5	Tight Ends in 2014	2nd
Receptions Per Game	5.5	Tight Ends, Team History	4th
Receiving 1st Downs	60	Tight Ends in 2014	1st
Receiving 1st Downs	60	NFL in 2014	T-8th
Receiving 1st Downs	60	Team History	9th
25+ Yard Receptions	10	Tight Ends in 2014	1st
25+ Yard Receptions	10	Tight Ends, Team History	T-1st
25+ Yard Receptions	10	Tight Ends, NFL History	T-8th

SHANE VEREEN

CATEGORY	STAT	LEAGUE/YEAR	RANK
Receptions	52	Running Backs, Team History	T-4th
Receptions	52	Running Backs in 2014	5th
Receiving Yards	447	Running Backs in 2014	5th
Receiving Yards	447	Running Backs, Team History	10th
Receiving Touchdowns	3	Running Backs in 2014	T-8th
Receiving Touchdowns	3	Running Backs, Team History	T-10th
Receiving 1st Downs	24	Running Backs, Team History	2nd
Receiving 1st Downs	24	Running Backs in 2014	4th
25+ Yard Receptions	4	Running Backs, Team History	T-1st
25+ Yard Receptions	4	Running Backs in 2014	T-3rd

JULIAN EDELMAN

CATEGORY	STAT	LEAGUE/YEAR	RANK
Receptions	92	NFL in 2014	8th
Receptions Per Game	6.6	NFL in 2014	5th
Receptions Per Game	6.6	Team History	7th
Punt Return Average	12.0	NFL in 2014	2nd
Punt Return Average	12.0	Team History	8th
Punt Return Long	84t	NFL in 2014	2nd
Punt Return Long	84t	Team History	5th
Punt Return Touchdowns	1	NFL in 2014	T-3rd

MATTHEW SLATER

CATEGORY	STAT	LEAGUE/YEAR	RANK
Special Teams Tackles	14	NFL in 2014	T-3rd



PATRIOTS

Team Notes



DIVISIONAL DOMINANCE

The New England Patriots own a 67-19 (.779) record in regular-season AFC East games since the beginning of the 2001 season, compiling the best intra-division record of any team in the NFL.

NFL'S TOP DIVISIONAL RECORDS SINCE 2001

Team	W	L	T	Pct.
New England	67	19	0	.779
Indianapolis	63	23	0	.733
Green Bay	61	24	1	.712
Pittsburgh	61	27	0	.693

AFC EAST DIVISIONAL RECORDS SINCE 2001

Team	W	L	T	Pct.	Div. Titles	Years
New England	67	19	0	.779	12	2001, 03-07, 09-14
N.Y. Jets	40	46	0	.465	1	2002
Miami	36	50	0	.419	1	2008
Buffalo	30	56	0	.349	0	-

The New England Patriots have won 11 division titles and have 11 playoff berths since realignment in 2002, the most in the NFL.

MOST DIVISION TITLES SINCE 2002 REALIGNMENT

Team	Division Titles	Playoff Berths
New England	11	11
Indianapolis	9	12
Green Bay	8	10
Philadelphia	6	8
Pittsburgh	6	8

ROAD WARRIORS

Since the start of the 2000 season, the Patriots have the best regular-season road record in the NFL.

TEAM	RECORD	PCT.
New England	78-42	.650
Philadelphia	74-45-1	.621
Indianapolis	73-47	.608
Pittsburgh	69-51	.575

DECADE OF DOMINANCE

The Patriots record of 122-38 (.763) over the past 10 seasons is the best in the NFL. Over the past 10 years, only six NFL teams have posted a winning percentage of .600 or better. The Patriots are the only team over .700

BEST RECORDS SINCE 2005

Team	W	L	T	Pct.
New England	122	38	0	.773
Indianapolis	110	50	0	.688
Pittsburgh	101	59	0	.631
Green Bay	98	61	1	.616
San Diego	97	63	0	.606
Baltimore	96	64	0	.600

THE GREAT EIGHT

The Patriots have the most overall wins among the original eight AFL teams.

OVERALL VICTORY TOTAL OF ORIGINAL AFL TEAMS (REGULAR AND POSTSEASON)

TEAM	W	L	T
New England Patriots	478	395	9
Denver Broncos	464	401	10
Oakland Raiders	462	406	11

PATRIOTS EARN FIFTH STRAIGHT BYE

The Patriots earned a first-round bye in the 2014 NFL playoffs and lead the NFL with 10 first-round byes since the current NFL playoff format was instituted in 1990. New England has earned a first-round bye for the fifth consecutive season, becoming the first team with five straight byes. Dallas and San Francisco earned four straight byes from 1992 through 1995.

MOST SEASONS EARNING A BYE SINCE 12-TEAM PLAYOFF FORMAT IN 1990

New England	10
Pittsburgh	8
San Francisco	8
Denver	7

MOST BYES SINCE 2001

The Patriots secured a first-round playoff bye for the ninth time since 2001—a quantity unmatched by any team in the NFL in the last 14 years. During that time, the Chicago Bears and Pittsburgh Steelers have locked up a bye four times and the Indianapolis Colts and Philadelphia Eagles have earned a first-round pass three times.

MOST SEASONS EARNING A BYE SINCE 2001

New England	9
Chicago	4
Pittsburgh	4
Denver	4
Atlanta	3
Indianapolis	3
Philadelphia	3

A DOZEN W'S

The Patriots won 12 games in 2014. It is the ninth time in team history that the team has won at least 12 games in a season and the fifth straight season with at least 12 wins.

TEAMS WITH 4 CONSECUTIVE 12-WIN SEASONS SINCE 1970 MERGER

Indianapolis Colts	7 (2003-09)
New England Patriots	5 (2010-14)
Dallas Cowboys	4 (1992-95)

12-WIN SEASONS SINCE 1970 MERGER

1. San Francisco	13
2. Dallas	11
3. Denver	10
4t. New England	9
4t. Pittsburgh	9
6. Indianapolis	8



PATRIOTS

Team Notes

DECEMBER REIGN

NEW ENGLAND HAS THE BEST DECEMBER RECORD IN THE NFL SINCE 2000

Team	W	L	Pct.
New England	54	10	.844
Pittsburgh	46	19	.708
Green Bay	45	19	.703
Indianapolis	45	21	.682
Philadelphia	43	21	.672

FAVORABLE FINAL FOUR

The Patriots have the best record of any NFL team in the last four games of the season since 2009 with a 20-4 (.833) record.

BEST RECORD IN THE FINAL FOUR GAMES OF THE SEASON SINCE 2009

Team	W-L Record	WIN PCT.
New England	20-4	.833
San Diego	18-6	.750
Indianapolis	17-7	.708
Green Bay	17-7	.708
San Francisco	16-8	.667

BOUNCE BACK PATS

Since the beginning of 2003, the Patriots are 37-4 (.902) in regular-season games following a loss, including 10 straight wins following a defeat since 2012. The Patriots have dropped back-to-back regular season games just four times since 2003 (2006, 2009, 2011 and 2012). As a starter in his career, Tom Brady is 38-8 in games following a loss.

SECOND-HALF LOCKDOWN

The Patriots have won 74 straight home games when leading at halftime, adding to their NFL record. The last Patriots loss at home after leading at halftime was on Dec. 24, 2000 (vs. Miami), when the Patriots lost 27-24 after leading 21-17 at halftime. New England has never lost a game at Gillette Stadium when leading at halftime, going 66-0 since 2002.



PLAYING KEEP AWAY

The Patriots finished the 2014 season tied for second in the NFL with a +12 turnover differential.

NFL LEADERS - TURNOVER DIFFERENTIAL

Rank	Team	TAKE-AWAYS			GIVE-AWAYS			NET
		Int	Fum	Total	Int	Fum	Total	
1)	Green Bay	18	9	27	6	7	13	= +14
2t)	New England	16	9	25	9	4	13	= +12
2t)	Houston	20	14	34	13	9	22	= +12
4)	Seattle	13	11	24	7	7	14	= +10

TURNOVERS A PLUS

The Patriots led the AFC in turnover ratio and total takeaways for three straight seasons (2010-12). The Patriots led the NFL in turnover ratio in 2010 and 2012 and finished second in the NFL in total takeaways in 2012 and 2010. The Patriots finished third in the AFC with +9 turnover ratio in 2013 and finished tied for second in the NFL with a +12 turnover ratio in 2014.

Year	Turnover Ratio	Total Takeaways
2012	+28	38
2011	+17	34
2010	+25	41

STINGY DEFENSE SHINES AGAIN

The Patriots defense allowed 19.6 points per game in 2014, marking the ninth season since 2001 that the team kept opponents to under 20 points per game, second most in the NFL over that span.

SEASONS ALLOWING 20 POINTS PER GAME OR FEWER SINCE 2001

Team	Seasons	Years
Baltimore	10	2001, 2003-06, 2008-11, 2014
New England	9	2001, 2003-04, 2006-10, 2014
Pittsburgh	9	2001, 2004-08, 2010-12
Miami	8	2001-03, 2005-06, 2008, 2011-12
Tampa Bay	7	2001-05, 2007, 2010

A DOZEN WITH PICKS

Patrick Chung and Duron Harmon each intercepted a pass for the Patriots against Miami (12/14/14). With those two players joining the list of New England players with interceptions in 2014, the Patriots had 12 different players record interceptions. The 12 different players with interceptions in 2014 marks the highest number of Patriots with interceptions since the 1996 Patriots saw 13 different players record interceptions.

THE 12 PATRIOTS PLAYERS WITH INTERCEPTIONS IN 2014
(MOST FOR PATRIOTS SINCE 1996):

- LB Jamie Collins (2)
- S Devin McCourty (2)
- CB Darrelle Revis (2)
- CB Logan Ryan (2)
- LB Akeem Ayers
- CB Brandon Browner
- S Patrick Chung
- CB Alfonzo Dennard
- DL Dominique Easley
- S Duron Harmon
- LB Rob Ninkovich
- DL Vince Wilfork

PICKS & SACKS

The Patriots defense forced four interceptions and registered six sacks at Minnesota (09/14/14), marking the fifth time in team history that the team has achieved that feat.

DATE	GAME	SACKS	INTERCEPTIONS
09/14/14	at Minnesota	6.0	4
12/01/96	at San Diego	6.0	4
12/04/77	at Atlanta	8.0	4
11/29/64	at Houston	7.0	4



PATRIOTS

Team Notes

DEFENSE STIFLES COLTS RUSH ATTACK

The Patriots held Indianapolis (11/16/14) to just 19 yards rushing, tied for the fourth fewest in team history and the second lowest since Bill Belichick became head coach of the Patriots. The Patriots held Buffalo to 14 yards rushing on Dec. 11, 2005.

FEWEST RUSHING YARDS ALLOWED IN A GAME/PATRIOTS

- 2 at San Diego, Dec. 17, 1961
- 14 vs. Kansas City, Oct. 11, 1998
- 14 at Buffalo, Dec. 11, 2005
- 19 at Indianapolis, Nov. 16, 2014**
- 19 vs. Houston, Nov. 1, 1963
- 20 at Tennessee, Sept. 9, 2012
- 20 vs. Seattle, Dec. 4, 1998.

BLOCK PARTY

The Patriots blocked five kicks in 2014, one shy of the record six blocked in 1975. The four blocked field goals is a single season team record.

PATRIOTS BLOCKED KICKS IN 2014

- ★ Field Goal blocked by Chandler Jones, 9/14 at Minnesota (returned for TD by Chandler Jones)
- ★ Field Goal blocked by Chris Jones, 10/16 vs. NY Jets
- ★ Punt blocked by Brandon Bolden, 12/7 at San Diego
- ★ Field Goal blocked by Jamie Collins, 12/14 vs. Miami (returned for TD by Kyle Arrington)
- ★ Field goal blocked by Vince Wilfork, 12/21 at N.Y. Jets

MOST BLOCKED KICKS IN PATRIOTS HISTORY

Season	Tot	XP	FG	Punt
1975	6	2	3	1
2014	5	0	4	1
1973	5	1	3	1
1974	4	3	1	0
1977	4	1	3	0
2002	4	1	3	0
1986	4	0	1	3

DEFENSIVE DOMINANCE

67-12

The Patriots finished the season by going six straight games without allowing a second-half touchdown. The last time the Patriots allowed a second-half touchdown was in the fourth quarter of the win vs. Indianapolis on Nov. 16.

Opponent	Date	NE Points	Opp. Points
vs. DET	11/23	10	3
@ GB	11/30	7	3
@ SD	12/07	10	0
vs. MIA	12/14	27	0
@ NYJ	12/21	10	6
vs. BUF	12/28	3	0
Totals:		67	12



TAKING CARE OF BALL PAYS OFF

The Patriots threw just nine interceptions in 2014. Since 2002, the Patriots are an NFL-best 94-13 when throwing no interceptions.

TEAM	GAMES WITH 0 INTS	W-L-T	WIN PCT.
New England	107	94-13-0	.879
Kansas City	97	60-37-0	.619
Jacksonville	96	58-38-0	.604
Indianapolis	92	78-14-0	.848
San Francisco	92	70-21-1	.767
Philadelphia	91	66-25-0	.725
Baltimore	89	75-14-0	.843
Denver	88	70-18-0	.795
San Diego	87	68-19-0	.782
Tennessee	85	63-22-0	.741

OFFENSIVE RESURGENCE

The Patriots entered Week 5 in 2014 with a 2-2 record and the 29th-ranked offense in the NFL that was averaging only 20.0 points per game. Since that time, New England went 10-2, jumped 18 spots to the 11th-ranked offense in the league and averaged 29.5 points per game over that stretch.

40+ TIES TEAM RECORD

The Patriots scored 40 or more points five times in 2014, tying the 2012 team for the franchise record for most 40-plus point games in a single season. New England had four 40-plus point games in 2007 and 2008. The NFL record for most 40-point games in a single season is six by seven teams, most recently by Denver in 2013.

PATRIOTS HISTORY/MOST GAMES WITH 40+ POINTS IN A SEASON

2014	5
2012	5
2008	4
2007	4
2010	3
1996	3
1963	3
1961	3

PATRIOTS LIGHT UP SCOREBOARD

The Patriots finished the 2014 season with 52 touchdowns, marking the eighth time in franchise history that New England has scored at least 50 touchdowns in a season. New England totaled 468 points in 2014, a total that ranks fifth in team history and fourth in the league that year.

MOST PATRIOTS TD/SEASON

75 in 2007
67 in 2012
65 in 2010
61 in 2011
52 in 2014
52 in 1980
52 in 1961
50 in 2009

MOST PATRIOTS PTS /SEASON

589 in 2007
557 in 2012
518 in 2010
513 in 2011
468 in 2014
444 in 2013

RUSH TO VICTORY

40-1

Since 2000, New England is 40-1 in the regular season when a Patriot eclipses 100 yards rushing after Jonas Gray had his first career 100-yard rushing performance, gaining 201 yards at Indianapolis (11/16/14). The only loss during the Bill Belichick era came at Miami on Dec. 20, 2004, when Corey Dillon rushed for 121 yards on 26 carries and the Patriots lost to the Dolphins, 29-28. Since then, New England is 27-0 with a 100-yard rusher.



PATRIOTS

Team Notes

RED HOT RED ZONE

New England finished 2014 with the top-ranked red-zone offense, leading the league with 338 points scored (39 TDs, 22 FG) in 67 trips to the red zone.

NFL TEAM OFFENSE INSIDE THE 20

Team	Poss.	TD	FG	Pts.
New England	67	39	22	338
Denver	62	39	18	328
New Orleans	65	39	15	317
Green Bay	64	37	18	312
Miami	68	35	19	303

HALFTIME HELP

The Patriots were successful in the final two minutes of the first half in 2014. In 10 of the 16 games, New England scored in the final two minutes of the first half, including four field goals as time expired. The Patriots scored 66 points in the final two minutes of the first half in 2014, the most in the NFL.

2014 PATRIOTS SCORING PLAYS IN THE FINAL TWO MINUTES OF THE FIRST HALF

Date	Opponent	Time Remaining	Scoring Play
09/07	at Miami	:06	S. Gostkowski 45-yd FG
09/14	at Minnesota	:09	Cha. Jones 58-yd return of blocked FG
09/21	Oakland	:00	S. Gostkowski 21-yd FG
10/05	Cincinnati	1:12	S. Gostkowski 48-yd FG
10/05	Cincinnati	:09	S. Gostkowski 19-yd FG
10/12	at Buffalo	1:43	S. Gostkowski 42-yd FG
10/12	at Buffalo	:00	S. Gostkowski 53-yd FG
10/16	N.Y. Jets	:00	S. Gostkowski 39-yd FG
10/26	Chicago	1:52	R. Gronkowski 2-yard touchdown pass
10/26	Chicago	1:07	B. LaFell 4-yard touchdown pass
10/26	Chicago	0:55	R. Ninkovich 15 yd fumble return
11/02	Denver	:08	S. Vreen 5-yard touchdown pass
11/23	Detroit	:00	S. Gostkowski 35-yd FG
11/30	at Green Bay	1:09	B.LaFell 2-yard touchdown

HISTORIC SCORING CLIP

The Patriots had a historic scoring output over a three-game span in October and November 2014. New England tied a team record by scoring 40 or more points in three consecutive games from Oct. 26 to Nov. 16. The Patriots also scored 40 or more in three straight games in 2007. The Patriots have scored 40 or more points 60 times in team history, including 33 times since Bill Belichick became head coach in 2000, and 17 times since 2010.

PATRIOTS HISTORY / MOST CONSECUTIVE GAMES WITH 40+ POINTS

Gm	Year	Game 1	Game 2	Game 3
3	2014	10/26/14 (51-23 v. CHI)	11/02/14 (43-21 v. DEN)	11/16/14 (42-20 @ IND)
3	2007	10/14/07 (48-27 @ DAL)	10/21/07 (49-28 @ MIA)	10/28/07 (52-7 v. WAS)
2	1962	09/21/62 (41-16 v. DEN)	10/06/62 (43-14 @ NYT)	
2	2002	09/15/02 (44-7 @ NYJ)	09/22/02 (41-38 v. KC)	
2	2008	12/14/08 (49-26 @ OAK)	12/21/08 (47-7 v. ARZ)	
2	2010	11/25/10 (45-24 @ DET)	12/06/10 (45-3 v. NYJ)	
2	2012	11/18/12 (59-24 v. IND)	11/22/12 (49-19 @ NYJ)	

SCORING FLURRY

The Patriots scored three touchdowns in a 57-second span during the final two minutes of the first half against Chicago on Oct. 26, 2014 to turn a 17-7 lead into a 38-7 cushion. It was the fastest three-touchdown flurry in the NFL since the Patriots had three touchdowns in 52 seconds against the New York Jets on Nov. 22, 2012. The Patriots are one of three teams to score three touchdowns in under a minute since the 1970 merger, and are the only team to have achieved the feat twice.

NFL TEAMS TO SCORE THREE TDs IN LESS THAN 1 MINUTE

2014 New England Patriots vs. Chicago Bears (10-26-14)
 2012 New England Patriots at New York Jets (11-22-12)
 2002 Seattle Seahawks vs. Minnesota Vikings (9-29-02)
 1998 Atlanta Falcons vs. Carolina Panthers (10-4-98)

HOW THE PATRIOTS SCORED THREE TOUCHDOWNS IN 57 SECONDS:

- ★ Rob Gronkowski got the scoring started by hauling in a 2-yard touchdown pass from Tom Brady with 1:57 left in the first half to make the score 24-7 and cap off a 10-play, 80-yard drive.
- ★ After the Patriots defense forced a quick three-and-out, a 42-yard Julian Edelman punt return gave New England possession at the Chicago 9-yard line, and Brady found Brandon LaFell for a 9-yard touchdown on the next play to give the Patriots a 31-7 lead with 1:07 left in the first half.
- ★ On the Bears' first play following the LaFell touchdown, Zach Moore forced a Jay Cutler fumble that was recovered by Rob Ninkovich and returned for a 15-yard touchdown and a 38-7 Patriots lead with 55 seconds left in the first half.

PROLIFIC COMBINATION

53

Rob Gronkowski and Tom Brady have connected on 53 touchdown passes, the second-most touchdown connections between a quarterback and a tight end in NFL history.

Quarterback	Tight End	Team	TD Connections
Philip Rivers	Antonio Gates	San Diego	72
Tom Brady	Rob Gronkowski	New England	53
Drew Brees	Jimmy Graham	New Orleans	51
Drew Bledsoe	Ben Coates	New England	45
Peyton Manning	Dallas Clark	Indianapolis	44
Sonny Jurgensen	Jerry Smith	Washington	43
Dan Fouts	Kellen Winslow	San Diego	41
John Elway	Shannon Sharpe	Denver	41

GROUND CONTROL

The Patriots rushed for 200 yards in a game two times in 2014 with 220 yards in the win vs. Cincinnati on Oct. 5 and 246 yards in the win at Indianapolis on Nov. 16. The Patriots are 65-7 all-time when rushing for 200 yards or more and are 12-0 under Bill Belichick when rushing for 200 yards or more.

SEASON-HIGH OUTPUT

The Patriots scored a season-high 51 points vs. Chicago on Oct. 26, 2014. It is the seventh time the Patriots have scored at least 50 points in the last eight seasons (2007-14). In that span, no other team has more than three games with 50 points.

HALF-CENTURY CLUB

The Patriots scored 51 points against Chicago (10/26/14), marking the 13th time in franchise history that they have broken the 50-point barrier. New England has topped 50 points eight times since 2007. The Patriots' franchise record for most points in a game is 59, achieved twice - on Nov. 18, 2012 against Indianapolis (59-24) and on Oct. 16, 2009 vs. Tennessee (59-0).

PILING UP THE RECEIVING YARDS

Rob Gronkowski and Brandon LaFell each broke the 100-yard receiving mark in the win vs. Chicago (10/26/14). It was the 34th time in team history that the feat has occurred. The last time the Patriots had two 100-yard receivers in a game was on Dec. 15, 2013, at Miami, when Julian Edelman (139) and Danny Amendola (131) each broke the 100-yard mark.

PATS TAME LIONS TOP-RANKED DEFENSE

The Patriots scored 34 points against a Detroit (11/23/14) defense which entered the game allowing an NFL-low 15.6 points per game. Prior to the Patriots-Lions game, the highest point total allowed by the Lions was 24 points to the Carolina Panthers on Sept. 14. Entering the game, Detroit also allowed an NFL-low 290.3 yards per game, and New England totaled 439 yards in the victory.

THIRD QUARTER SCORING RECORD

The Patriots scored 24 points in the third quarter vs. Miami (12/14/14), marking the highest scoring total in team history in the third quarter. The previous high was a 22-point third quarter vs. the Dallas Texans on Nov. 18, 1960.



2014

Notes of Interest

2014 NOTES OF INTEREST

2014 HONORS AND AWARDS

P Ryan Allen

- AFC Special Teams Player of the Week (Week 14)

QB Tom Brady

- AFC Offensive Player of the Month (October)
- Pro Bowl
- PFWA All-AFC Team

WR Julian Edelman

- Pro Bowl
- AFC Special Teams Player of the Week (Week 9)

K Stephen Gostkowski

- Pro Bowl
- Associated Press All Pro: Second Team

TE Rob Gronkowski

- Pro Bowl
- Associated Press All Pro: First Team
- PFWA All-NFL Team

RB Jonas Gray

- AFC Offensive Player of the Week (Week 11)

DE Chandler Jones

- AFC Defensive Player of the Week (Week 2)

DL Chris Jones

- AFC Special Teams Player of the Week (Week 7)

S Devin McCourty

- Pro Bowl
- PFWA All-AFC Team

CB Darrelle Revis

- Pro Bowl
- Associated Press All Pro: First Team
- PFWA All-NFL Team

WR Matthew Slater

- Pro Bow (Special Teams)
- PFWA All-NFL Team

BILL BELICHICK

★ Bill Belichick (233) moved past Curly Lambeau (229) for fourth place all-time on the NFL wins list. Tom Landry is in third place with 270 total wins.

★ Belichick (22) moved past Tom Landry (20) and now has the most postseason wins by any head coach.

★ Belichick has led the Patriots to 14 consecutive winning records (2001-14), tied with Curly Lambeau (1934-47) for second all-time, behind 20 by Tom Landry (1966-85).

TOM BRADY

★ Tom Brady (4,109) reached 4,000 yards in 2014 for his seventh 4,000-yard passing season. He joined Peyton Manning (14) and Drew Bress (9) as the only players with at least seven 4,000-yard seasons.

★ Brady has 160 regular season wins with the Patriots, tied with Brett Favre (Green Bay) for the most wins by a quarterback with one team. Peyton Manning is second with 141 wins with Indianapolis.

★ Brady (207) is one of eight NFL quarterbacks with 200 career starts. His 155 wins in his first 200 starts are the most in NFL history. Peyton Manning is second with 136 wins in his first 200 starts.

JULIAN EDELMAN

★ Edelman led the team with 92 receptions, which was eighth in the NFL in 2014.

★ Edelman returned a second-quarter punt 84 yards for a touchdown vs. Denver Nov. 2 and now has a franchise-best four punt returns for a touchdown.

★ Edelman finished 2014 with a 12.2 career punt return average, second only to Devin Hester (12.3 avg.) in the NFL since the 1970 merger.

ROB NINKOVICH

★ Rob Ninkovich has 13 fumble recoveries since 2010, the most of any player in the NFL over that time. J.J. Watt is second with 11.

★ Ninkovich recorded his eighth sack of the season vs. Miami (12/14) and now has had at least eight sacks in three consecutive seasons, becoming the first Patriots player to have at least eight sacks in three consecutive seasons since Pro Football Hall of Famer Andre Tippett achieved the feat from 1985-97 (1985, 16 1/2, 1986, 9 1/2 and 1987 12 1/2).

STEPHEN GOSTKOWSKI

★ Stephen Gostkowski led the NFL with 156 points. It was the third straight season that he has led the NFL in scoring (2012, 2013 and 2014). He also led the NFL in scoring in 2008. He joins Don Hutson (5) and Gino Cappelletti (5) as the only NFL players to lead the NFL in scoring in at least four seasons.

★ Gostkowski made 94.6 percent of his field goals in 2014 (35-of-37), setting a new team record for field goal percentage in a single season. The previous best was 93.9 by Adam Vinatieri (31-of-33) in 2004.

TEAM

PATRIOTS 2014 CAPTAINS

The Patriots 2014 team captains were elected by their teammates.

OFFENSE

★ QB Tom Brady and C Dan Connolly

DEFENSE

★ DL Vince Wilfork, LB Jerod Mayo and S Devin McCourty

SPECIAL TEAMS

★ Matthew Slater

Brady was chosen as a captain for the 13th straight season. Wilfork was a captain for the seventh straight season, Mayo served his sixth season serving as a captain. McCourty and Slater were captains for a fourth time, and Connolly was a captain for the first time.

SIXTH STRAIGHT TITLE

The Patriots have won six straight AFC East titles, the longest streak in AFC East history. The Patriots have won 12 of the last 14 division crowns and join the Los Angeles Rams (7-1973-79), Pittsburgh Steelers (6-1974-79) and the Minnesota Vikings (6-1973-78) as the only teams since the merger with at least six straight division titles.

MOST CONSECUTIVE DIVISION TITLES

Team	Division	Titles	Years
Los Angeles Rams	NFC West	7	1973-79
New England Patriots	AFC East	6	2009-14
Pittsburgh Steelers	AFC Central	6	1974-79
Minnesota Vikings	NFC Central	6	1973-78
Dallas Cowboys	NFL Capitol/ NFC East	6	1966-71
Cleveland Browns	American/Eastern Conf.	6	1950-55
New England Patriots	AFC East	5	2003-07
Indianapolis Colts	AFC South	5	2003-07
Dallas Cowboys	NFC East	5	1992-96
San Francisco 49ers	NFC West	5	1986-90
Chicago Bears	NFC Central	5	1984-88
Oakland Raiders	AFC West	5	1972-76

SUCCESS WITH BALL SECURITY

Last year, the Super Bowl champion Patriots and the NFC North champion Packers had only 13 giveaways, tied for the third fewest giveaways in a 16-game season in NFL history.

SEASON EAM FEWEST GIVEAWAYS IN 16-GAME SEASON

2011 San Francisco	10
2010 New England	10
2014 Green Bay	13
2014 New England	13
2008 Miami	13
2008 New York Giants	13



2014

Notes of Interest

BILL BELICHICK

WINNING SEASONS

Belichick (14 straight winning seasons) tied Curly Lambeau (14) for the second-most consecutive winning seasons all time, trailing only Tom Landry with 20.

MOVING ON UP

Belichick (233 overall career wins) moved past Curly Lambeau (229) for sole possession of fourth place on the NFL's all-time list.

POSTSEASON SUCCESS

Belichick (22 playoff wins) passed Tom Landry (20) for the most postseason wins as a head coach.

SUPER STATUS

Bill Belichick won his sixth conference title in 2014 to reach the Super Bowl, tying Miami's Don Shula for the most Super Bowl appearances by a head coach. His four Super Bowl titles tied Chuck Noll for the most Super Bowl titles by a head coach.

CAREER WINS

Bill Belichick has 211 career regular-season wins, fifth all-time in NFL history.

HEAD COACH	CAREER WINS
Don Shula	328
George Halas	318
Tom Landry	250
Curly Lambeau	226
Bill Belichick	211

TOM BRADY

TOUCHDOWN TOM

Brady currently is fifth all-time with 392 career touchdowns and is one of five NFL players with at least 390 career touchdown passes.

300-YARD GAMES

Brady is third all-time with 64 career 300-yard passing games. Drew Brees (86) and Peyton Manning (91) are the only quarterbacks in front of him.

30 TD PASSES

Brady (33) reached 30 touchdown passes in 2014 and is just the fourth player in NFL history with at least 30 or more touchdown passes in five seasons.

4,000-YARD PASSING SEASON

Brady (4,109) reached 4,000 passing yards in 2014. It is his seventh 4,000-yard season to join Peyton Manning (14) and Drew Brees (9) as the only players with at least seven 4,000-yard seasons.

PLAYER OF THE WEEK

Brady (24) needs three more AFC Offensive Player of the Week honors to tie Peyton Manning (27) for the most player of the week honors in NFL history.

12-WIN SEASONS

Since entering the NFL in 2000, Tom Brady's teams have reached 12 regular-season wins in nine different seasons, second all-time, behind Peyton Manning.

STARTING QB'S WITH THE MOST 12-WIN REGULAR SEASONS IN NFL HISTORY

PLAYER	SEASONS
Peyton Manning	11
Tom Brady	9
Brett Favre	6
John Elway	4
Jim Kelly	4

RECORD TITLE HOLDER

Tom Brady earned his NFL record 12th division championship in 2014.

QUARTERBACK	CAREER DIVISION TITLES
Tom Brady	12
Peyton Manning	11
Joe Montana	9

STEPHEN GOSTKOWSKI

KICKING INTO THE RECORD BOOKS

Gostkowski became the Patriots all-time scoring leader, passing Adam Vinatieri (1,158), with a 35-yard field goal vs. Miami (12/14).

PATRIOTS ALL-TIME LEADING SCORERS

1. Stephen Gostkowski	1,179
2. Adam Vinatieri	1,158
3. Gino Cappelletti	1,130
4. John Smith	692
5. Tony Franklin	442



2014

Notes of Interest

NFL SCORING LEADER #1

Stephen Gostkowski has led the NFL in scoring in each of the last three seasons (2012-14) after finishing with 156 total points in 2014. He is just the fifth NFL player to lead the NFL in scoring in at least three consecutive seasons, joining Don Hutson (1940-44), and Gino Cappelletti (1963-66), Pat Harder (1947-49) and Paul Hornung (1959-61).

NFL SCORING LEADER #2

Stephen Gostkowski led the NFL with 156 points and joins Don Hutson (5) and Gino Cappelletti (5) as the only NFL players to lead the NFL in scoring in at least four seasons. Gostkowski has led the NFL in scoring in 2008, 2012, 2013 and 2014.

ROB GRONKOWSKI

GRONK REACHES 1,000

Gronkowski (1,124) reached 1,000 receiving yards for the second time in his career. He is the ninth NFL tight end with at least two career 1,000 yard seasons.

2 FAST 2 FIFTY

Rob Gronkowski reached 50 career touchdown receptions in his 59th NFL game vs. Denver (11/2) to tie Randy Moss for the second-fastest player in NFL history to reach 50 touchdown receptions. Pro Football Hall of Famer Lance Alworth (54 games) is the only NFL player to reach the milestone in fewer games.

PLAYER	GAMES TO REACH 50 TD RECEPTIONS
Lance Alworth	54
Rob Gronkowski	59
Randy Moss	59
Jerry Rice	61
Tommy McDonald	63
Bob Hayes	66

END ZONE MILITIA

Gronkowski became the first tight end in NFL history to have three consecutive 10-plus touchdown seasons (10 in 2010, 18 in 2011 and 12 in 2012) and the first tight end in NFL history with four seasons of double-digit touchdowns when he scored his 10th touchdown in the win at San Diego (12/7/14). Antonio Gates ended his 2014 season with 12 touchdowns and also has four seasons with 10 or more touchdowns.

NFL TIGHT ENDS WITH MOST 10-PLUS TOUCHDOWN SEASONS

Rob Gronkowski	4 (10 in 2010, 18 in 2011, 11 in 2012 and 11 in 2014)
Antonio Gates	4 (13 in 2004, 10 in 2005, 10 in 2010 and 12 in 2014)
Tony Gonzalez	3
Jimmy Graham	3
Dallas Clark	2
Vernon Davis	2
Shannon Sharpe	2
Wesley Walls	2
Julius Thomas	2

ALL-TIME TDS

Gronkowski now has 55 total touchdowns (54 receiving and 1 rushing) and ranks second in team history to the 68 total touchdowns by Stanley Morgan.

RECEPTIONS STREAK

Gronkowski has a streak of 65 consecutive regular-season games with a reception - every regular season game of his career since 2010.

LONGEST CURRENT STREAKS OF CONSECUTIVE GAMES WITH A RECEPTION BY TIGHT ENDS

103 Jason Witten (Dallas)
103 Owen Daniels (Houston/Baltimore)
97 Heath Miller (Pittsburgh)
65 Rob Gronkowski



PATRIOTS

Sustaining Success

PATRIOTS ARE MOST FREQUENT SUPER BOWL TEAM OVER LAST 30 YEARS

The Patriots have won eight conference championships since the 1985 season and have more conference titles than any other team over the last 30 years (since 1983). Additionally, the Patriots' seven conference titles over the last 25 years are three more than the next closest team and New England's seven conference championships in the last 20 years are also more than any other team. New England also has more conference titles over the last 15 years (6) than any other team.

Most Super Bowl Wins in Last 10 Years (2004-2014)

New England	2
Pittsburgh	2
N.Y. Giants	2
5 Other Teams	1

Most Super Bowl Wins in Last 20 Years (1994-2014)

New England	4
Pittsburgh	2
Green Bay	2
N.Y. Giants	2
Baltimore	2
Denver	2
7 Other Teams	1

Most Super Bowl Wins in Last 30 Years (1984-2014)

New England	4
N.Y. Giants	4
San Francisco	4
Dallas	3
5 Other Teams	2
6 Other Teams	1

Most Conference Championships in Last 7 Years (2007-2014)

New England	3
Pittsburgh	2
N.Y. Giants	2
8 Other Teams	1

Most Conference Championships in Last 10 Years (2004-2014)

New England	4
Pittsburgh	3
Indianapolis	2
N.Y. Giants	2
Seattle	2
8 Other Teams	1

Most Conference Championships in Last 15 Years (1999-2014)

New England	6
Pittsburgh	3
N.Y. Giants	3
Seattle	2
Indianapolis	2
St. Louis Rams	2
Baltimore	2

Most Conference Championships in Last 20 Years (1994-2014)

New England	7
Pittsburgh	4
Green Bay	3
N.Y. Giants	3
5 Other Teams	2

Most Conference Championships in Last 25 Years (1989-2014)

New England	7
Buffalo	4
N.Y. Giants	4
Pittsburgh	4
San Francisco	4
Dallas	3
Green Bay	3

Most Conference Championships in Last 30 Years (1984-2014)

New England	8
Denver	6
N.Y. Giants	5
San Francisco	5
Buffalo	4
Pittsburgh	4
Dallas	3
Green Bay	3

WHAT HAVE YOU DONE FOR ME LATELY?

Since the 2011 season, the Patriots have maintained their spot atop the NFL in terms of regular season winning percentage and regular season points scored. Since the beginning of the 2011 season, the Patriots have the NFL's highest winning percentage and have scored the most points in the NFL. The Patriots also are tied for the NFL's second highest winning percentage since 2012 and have scored the second-most points since 2012.

HIGHEST WINNING PERCENTAGE SINCE 2011

TEAM	W	L	T	PCT.	PF	PA
New England	49	15	0	.766	1982	1324
Green Bay	46	17	1	.727	1896	1471
Denver	46	18	0	.719	1878	1432
San Francisco	44	19	1	.695	1489	1114
Seattle	43	21	0	.672	1544	1045
Cincinnati	40	23	1	.633	1530	1292
Baltimore	40	24	0	.625	1505	1264
Pittsburgh	39	25	0	.609	1476	1279

HIGHEST WINNING PERCENTAGE SINCE 2012

TEAM	W	L	T	PCT.	PF	PA
Denver	37	11	0	.792	1569	1042
New England	36	12	0	.750	1469	982
Seattle	36	12	0	.750	1223	730
Indianapolis	33	15	0	.688	1206	1092
Cincinnati	31	16	1	.656	1186	969
Green Bay	31	16	1	.656	1336	1112
San Francisco	31	16	1	.656	1109	885
Baltimore	28	20	0	.583	1127	998
Dallas	28	20	0	.583	1282	1184

HIGHEST WINNING PERCENTAGE SINCE 2013

TEAM	W	L	T	PCT.	PF	PA
Denver	25	7	0	.781	1088	753
Seattle	25	7	0	.781	811	485
New England	24	8	0	.750	912	651
Indianapolis	22	10	0	.688	849	705
Cincinnati	21	10	1	.672	795	649
Arizona	21	11	0	.656	689	623
Green Bay	20	11	1	.641	903	776

MOST POINTS SCORED SINCE 2011

Team	Points
New England	1982
Green Bay	1896
Denver	1878
New Orleans	1823
Dallas	1651
Philadelphia	1592
Detroit	1562
Atlanta	1555
Seattle	1544

MOST POINTS SCORED SINCE 2012

Team	Points
Denver	1569
New England	1469
Green Bay	1336
Dallas	1282
New Orleans	1276
Seattle	1223
Indianapolis	1206
Philadelphia	1196
Cincinnati	1186

MOST POINTS SCORED SINCE 2013

Team	Points
Denver	1088
Philadelphia	916
New England	912
Dallas	906
Green Bay	903
Indianapolis	849
New Orleans	815
Pittsburgh	815



INSIDE

The Numbers

BY THE NUMBERS

2

Stephen Gostkowski executed a successful onside kick in a victory vs. Cleveland (12/8/13) for only the second time in team history. The first came when Jim Lee Hunt recovered a Gino Cappelletti kick at the end of the first half in a 26-10 win vs. the NY Jets (9/27/64).

3

Jonas Gray is the third player in NFL history to have at least 37 carries, 200 yards rushing and four rushing touchdowns in a single game, joining Mike Anderson of Denver in 2000 and Corey Dillon of Cincinnati in 1997. Gray gained 201 yards rushing on 37 carries with four touchdowns in the win at Indianapolis on Nov. 16., 2014.

3

The Patriots scored three touchdowns in a 57-second span vs. Chicago on Oct. 26, 2014. The Patriots are one of three teams to score three touchdowns in under a minute since the 1970 merger, and are the only team to have achieved the feat twice.

4

The Patriots scored 31 points in the second quarter of the 51-23 win vs. Chicago (10/26/14), marking the fourth time in team history that the team has scored 30 or more points in a quarter.

5

The Patriots became the first team in NFL history in 2014 to earn five straight first round byes. Dallas and San Francisco earned four straight byes from 1992 through 1995.

5

The Patriots blocked five total kicks in 2014 with four field goals and one punt and returned two of the blocked field goals for touchdowns.

5

The Patriots finished with a 12-4 record in 2014. It is the ninth time in team history that the team won 12 or more wins and the fifth straight season that the team has had 12 or more wins.

6

The Patriots closed out the 2014 season with six straight games without allowing a second-half touchdown. The Patriots allowed 12 total points in the second half in those six games.

10

The Patriots lead the NFL with 10 first round byes since the current NFL playoff format was instituted in 1990.

14

The Patriots have gone 14 straight seasons without being swept by a division opponent, the longest such streak since the 1970 NFL merger.

40-1

Since 2000, the Patriots are 40-1 when a Patriots player eclipses 100 yards rushing. The only loss during the Bill Belichick era was on Dec. 20, 2004 in a 29-28 Miami win. Since then, the Patriots are 27-0 with a 100-yard rusher.

42-10

Since realignment in 2002, the Patriots have the best inter-conference record in the NFL.

53

Rob Gronkowski and Tom Brady have connected on 53 touchdown passes. It is the second-most connections between a quarterback and a tight end in NFL history.

66

The Patriots scored 66 points in the final two minutes of the first half in 2014, the most in the NFL.

74

The Patriots have won 74 straight home games when leading at halftime, adding to their NFL record. The last time the Patriots lost at home after leading at halftime was on Dec. 24, 2000, vs. Miami when they lost 27-24 after leading 21-17 at halftime.

243

Stephen Gostkowski has 243 career field goals and needs 21 field goals in 2015 to move past Adam Vinatieri (263) for the most field goals in team history.

TOM BRADY BY THE NUMBERS

6

Brady won his sixth conference title to pass John Elway (5) for most Super Bowl appearances by a quarterback and matched DL Mike Lodish for the most Super Bowls played. Lodish played in six (four with Buffalo and two with Denver).

TOM BRADY BY THE NUMBERS (continued)

4

Brady joined Terry Bradshaw and Joe Montana as the only QBs with four Super Bowl wins. Only Hall of Fame DL Charles Haley (5) has more in NFL history.

9

Brady set an NFL record with his ninth start in a Conference Championship Game in 2014. Charlie Waters and Jack Reynolds are second with eight starts.

12

The number of division championships won by Tom Brady, the most division titles ever by a quarterback. Peyton Manning is second with 11.

14

The longest streak of consecutive pass completions by Brady in a regular season game (Dec. 27, 2009 vs. Jacksonville).

16

Brady set a Super Bowl record with 16 straight pass completions in Super Bowl XLVI vs. the New York Giants.

85.7

Brady is 48-8 in his career in December and has the best win percentage in December for any quarterback since the merger in 1970.

92.3

The percent of quarterback keepers converted by Brady (96 of 104) for first downs (71-of-75 on third-and-2 or less and 25-of-29 on fourth-and-2 or less).

160

Brady has 160 career regular-season wins with the Patriots, tied with Brett Favre (GB) for the most wins by a quarterback with one team. Peyton Manning is second with 141 wins with Indianapolis.

THE KRAFT ERA

4

The number of Super Bowl championships the Patriots have won since Robert Kraft purchased the team in 1994. That mark is the highest total in the NFL over that span.

7

The number of conference championships the Patriots have won since Robert Kraft purchased the team in 1994, setting a new NFL record for most conference championships as an owner.

14

The number of division championships won by the Patriots since Kraft purchased the team in 1994.

16

The number of playoff seasons earned by the Patriots in the 21 seasons since Robert Kraft purchased the team.

36

The number of playoff games the Patriots have appeared in since 1994, the most in the NFL. Green Bay has the second most with 31.

229

The number of consecutive home games that have been sold out, including all playoff and preseason games dating back to the 1994 season opener.

253

The number of games the Patriots have won since Robert Kraft purchased the franchise in 1994. Prior to Kraft's ownership, the team had won 225 total games in its entire history from 1960-93.

THE BELICHICK ERA

4

Bill Belichick has won four Super Bowls as a head coach to match Chuck Noll for the most Super Bowl wins by a head coach in NFL history.

4

Bill Belichick is the first coach to lead his team to four 500-point seasons (2007, 2010, 2011, 2012).

4

Bill Belichick (233) passed Curly Lambeau (229) for sole possession of fourth place on the NFL wins list.

9

Super Bowl XLIX was Belichick's ninth Super Bowl overall, including six as a head coach and three as an assistant coach.


12

The number of 11-win seasons by Bill Belichick, second to Don Shula's 13.



BILL BELICHICK

NEWS & NOTES



21ST SEASON AS HEAD COACH • 41ST NFL SEASON

Overall Record: 233-118 (.664) • **Regular Season:** 211-109 (.659) • **Postseason:** 22-9 (.710)

With Patriots overall (2000-14): 196-73 (.729)

Super Bowl Titles: 6 (86, 90, 01, 03, 04, 14) • **Conf. Titles:** 9 (86, 90, 96, 01, 03, 04, 07, 11, 14)

Division Titles: 19 (75, 78, 86, 89, 90, 96, 98, 01, 03, 04, 05, 06, 07, 09, 10, 11, 12, 13, 14)

Bill Belichick is the only head coach in NFL history to win three Super Bowl titles in a four-year span. He has won more regular season games (123) and more games overall (136) during a 10-year stretch (2002-2011) than any other coach in NFL history. In the 2007 season, Belichick led the Patriots to the fourth undefeated and untied regular season in NFL history and the first since the NFL established a 16-game schedule in 1978. His 40 consecutive years as an NFL coach are second in NFL history to 42 by Pittsburgh defensive coordinator Dick LeBeau.



AMONG THE GREATS

Bill Belichick has recorded 233 career wins, which is fourth all-time in NFL history. Belichick owns a career winning percentage of .664, which is third all-time, behind George Halas (.682) and Don Shula (.667).

TOP WINNING PERCENTAGE AMONG HEAD COACHES WITH AT LEAST 160 WINS (INCL. POSTSEASON)

HEAD COACH	TEAM(S)	YEARS	W	L	T	PCT.
George Halas	CHI	1920-29, 33-41, 46-55, 58-67	324	151	31	.682
Don Shula	BAL/MIA	1963-95	347	173	6	.667
BILL BELICHICK	CLE/NE	1991-95, 00-14	233	118	0	.664
Curly Lambeau	GB/CHI/WAS	1921-53	229	134	22	.630

NOTE: Winning percentage calculated using current NFL rules, counting a tie as a half-win, half-loss.

MOVING ON UP

Bill Belichick is in fourth place on the NFL wins list with 233 career wins.

MOST WINS NFL COACHES

HEAD COACH	TEAM(S)	YEARS	W	L	T
Don Shula	BAL/MIA	1963-95	347	173	6
George Halas	CHI	1920-29, 33-41, 46-55, 58-67	324	151	31
Tom Landry	DAL	1960-88	270	178	6
BILL BELICHICK	CLE/NE	1991-95, 00-14	233	118	0
Curly Lambeau	GB/CHI/WAS	1921-53	229	134	22

NOTE: Winning percentage calculated using current NFL rules, counting a tie as a half-win, half-loss.

SUPER SUCCESS

Bill Belichick has won four Super Bowls to match Chuck Noll for the most Super Bowl wins by a head coach. He is the only coach to win four Super Bowls in the post-1993 salary cap era.

MOST SUPER BOWL VICTORIES

HEAD COACH	TEAM	TITLES	SEASONS
Bill Belichick	New England	4	2001, 2003, 2004, 2014
Chuck Noll	Pittsburgh	4	1974, 1975, 1978, 1979
Joe Gibbs	Washington	3	1982, 1987, 1991
Bill Walsh	San Francisco	3	1981, 1984, 1988

NOTE: Sorted by most recent championship. Super Bowls have determined NFL champion since 1966.

A WINNING EXTENSION

Bill Belichick has led the Patriots to a winning record for 14 consecutive seasons (2001-2014). The only other NFL coach to have at least 10 consecutive winning seasons with one team since the 1970 merger was Tom Landry, who led the Dallas Cowboys to 16 consecutive winning seasons (1970-1985).

ELITE COMPANY

Bill Belichick is one of five NFL head coaches to win four or more championships since the league began postseason play in 1933, but the only one to win three in four years. Belichick joined an exclusive club in which each of the four other members has been enshrined in the Pro Football Hall of Fame.

HEAD COACHES WITH FOUR OR MORE NFL TITLES (Listed alphabetically)

HEAD COACH	CHAMPIONSHIP TEAM(S)
Bill Belichick	Patriots (SB XXXVI, XXXVIII, XXXIX, XLIX)
George Halas	Chicago Bears (1921, 33, 40, 41, 46, 63)
Curly Lambeau	Green Bay Packers (1929, 30, 31, 36, 39, 44)
Vince Lombardi	Green Bay Packers (1961, 62, 65, SB I, II)
Chuck Noll	Pittsburgh Steelers (SB IX, X, XIII, XIV)



BILL BELICHICK

NEWS & NOTES

CAREER MILESTONE FOR BELICHICK

Belichick (211) reached 200 career regular-season wins with the victory over Minnesota (9/14/14) to become just the sixth NFL head coach to achieve that feat, joining Don Shula (328), George Halas (318), Tom Landry (250), Curly Lambeau (226) and Marty Schottenheimer (200).

NUMBER OF GAMES TO 200 REGULAR SEASON WINS

- 282 Don Shula
- 288 George Halas
- 300 Curly Lambeau
- 306 Bill Belichick**
- 319 Tom Landry
- 327 Marty Schottenheimer

Head Coach	Teams	W-L-T (regular season)
Don Shula	Colts/Dolphins	328-156-6
George Halas	Bears	318-148-6
Tom Landry	Cowboys	250-162-6
Curly Lambeau	Packers/Cardinals/Redskins	226-132-22
Bill Belichick	Browns/Patriots	211-109-0

MANNING ON BELICHICK

Peyton Manning on Bill Belichick

"Coach Belichick is the best coach that I've ever competed against. I think it's safe to say he'll go down as the greatest NFL coach of all-time. His teams are always well-coached, always well-disciplined, and you know it's going to be a 60-minute fight. To me, that speaks to his coaching."

BETTER THAN AVERAGE

Bill Belichick has led the Patriots to 14 straight winning seasons (2001-2014). Belichick's 14 straight winning seasons are tied for second all-time with Curly Lambeau (1934-47), behind 20 by Tom Landry (1966-85).

MOST CONSECUTIVE SEASONS WITH A WINNING RECORD

HEAD COACH	TEAM	YEARS
Tom Landry	Dallas	20 - 1966-1985
Bill Belichick	New England	14 - 2001-2013
Curly Lambeau	Green Bay	14 - 1934-1947
Curly Lambeau	Green Bay	12 - 1921-1932
George Halas	Chicago	10 - 1933-1942
John Madden	Oakland	10 - 1969-1978

BELICHICK'S PATRIOTS RENAISSANCE

Once head coach Bill Belichick implemented his coaching design on the Patriots, his approach has given him the best record of any NFL head coach who has coached over 40 games since 2001 (including the postseason).

NFL COACHES' RECORDS SINCE 2001					
COACH	TEAM	W	L	T	PCT.
Bill Belichick	New England	191	62	0	.755
Tony Dungy	Tampa Bay/Indianapolis	101	41	0	.711
Jim Harbaugh	San Francisco	49	22	1	.688
Bill Cowher	Pittsburgh	70	35	1	.665
Mike McCarthy	Green Bay	101	55	1	.646
John Harbaugh	Baltimore	82	45	0	.646
Mike Tomlin	Pittsburgh	87	50	0	.635
Sean Payton	New Orleans	86	52	0	.623

ABOVE THE CENTURY MARK

Bill Belichick has an overall record of 233-118. He joins Don Shula and George Halas as the only coaches with 100 more wins than losses.

MOST WINS NFL COACHES		
HEAD COACH	TEAM(S)	RECORD
Don Shula	BAL, MIA	347-173-6
George Halas	Chicago	324-151-31
Bill Belichick	CLE, NE	233-118-0

500+ FOR THREE STRAIGHT YEARS

Bill Belichick is the first head coach in NFL history to lead a team to three straight 500-point seasons (2010-2012). The Patriots are the first franchise in NFL history to score 500 or more points in four seasons (2007-589, 2010-518, 2011-513 and 2012-557). St. Louis is the only other team to have done it three times (1999-526, 2000-540, 2001-503).

PLAYOFF SUCCESS

MOST PLAYOFF WINS BY AN NFL HEAD COACH		
HEAD COACH	TEAM(S)	WINS
Bill Belichick	Cleveland Browns, NE Patriots	22
Tom Landry	Dallas Cowboys	20
Don Shula	Baltimore Colts, Miami Dolphins	19
Joe Gibbs	Washington Redskins	17
Chuck Noll	Pittsburgh Steelers	16

11 ON 12

Bill Belichick now has twelve 11-win seasons, including 11 with the Patriots. Don Shula is the only coach that has more with thirteen 11-win seasons.

NFL HEAD COACHES WITH THE MOST 11-WIN SEASONS

Don Shula	13
Bill Belichick	12
Tom Landry	10



BILL BELICHICK

NEWS & NOTES

POSTSEASON PROWESS

BEST POSTSEASON RECORDS IN NFL HISTORY (minimum of 10 games)

COACH	TEAM(S)	W	L	PCT.
Vince Lombardi	GB/WAS	9	1	.900
Tom Flores	Oakland	8	3	.727
Bill Walsh	San Francisco	10	4	.714
Bill Belichick	CLE/NE	22	9	.710
Joe Gibbs	Washington	17	7	.708
Jimmy Johnson	DAL/MIA	9	4	.692

MOST POSTSEASON GAMES AS A HEAD COACH

HEAD COACH	GAMES
Tom Landry (Dallas)	36
Don Shula (Baltimore/Miami)	36
Bill Belichick (Cleveland/New England)	31

3X COACH OF THE YEAR

The Associated Press named Bill Belichick the NFL's Coach of the Year in 2010, the third time that Belichick earned the honor. He was also named Coach of the Year following the 2003 and 2007 seasons, joining Don Shula (4-time winner) and Chuck Knox as the only three-time winners.

BELICHICK ADDED TO HIS RECORD IN 2014

Bill Belichick has coached the Patriots to 12 straight seasons with 10 or more wins after reaching his 10th win of the 2014 season at San Diego (12/7/14), adding to his NFL record streak. In 2011, Belichick became the first coach in NFL history with nine straight seasons with at least 10 victories. George Seifert has the second most consecutive 10-win seasons with eight from 1989-1996 for San Francisco.

DIVISION TITLES RECORD

Bill Belichick guided the Patriots to the AFC East title in 2014. His 12 division titles are the most by a head coach since the 1970 merger. Don Shula is second with 11 division titles since the merger.

FIRST WITH 14 WINS IN 4 SEASONS

Bill Belichick guided the Patriots to an NFL-best 14-2 record in 2010, becoming the first head coach ever to win at least 14 regular-season games in four separate seasons. Only four other coaches — San Francisco's George Seifert (3), Washington's Joe Gibbs (2), Chicago's Mike Ditka (2) and Miami's Don Shula (2) — have more than one 14-win season.

NINE SB APPEARANCES ARE A RECORD

Super Bowl XLIX was Bill Belichick's ninth Super Bowl in his career, the most appearances by an NFL coach in history.

MOST SUPER BOWL APPEARANCES AS A HEAD COACH OR ASSISTANT

HEAD COACH	SUPER BOWLS
Bill Belichick	9 (six as a head coach)
Dan Reeves	7 (four as a head coach)
Don Shula	6 (six as head coach)
Tom Landry	5 (five as a head coach)
Chuck Noll	5 (four as a head coach)
Marv Levy	5 (four as a head coach)

GOOD IN DECEMBER

Bill Belichick is 54-10 (.844) in December with New England, the best record in December among head coaches with one team in NFL history (min. 25 games). George Seifert is second (27-6, .818).

9 CONFERENCE CHAMPIONSHIP GAMES

Bill Belichick reached his ninth conference championship game as a head coach in 2014, second to the 10 by Tom Landry.


Head Coach	Conference Championships
Tom Landry	10
Bill Belichick	9
Don Shula	7
Chuck Noll	7
John Madden	6
Bill Cowher	6





TOM BRADY

NEWS & NOTES



CAREER NOTES

Tom Brady has quarterbacked the Patriots to victories in 160 of his 207 career regular season starts, compiling a .773 winning percentage and giving him the best record of any quarterback in the Super Bowl era (since 1966). Brady's 155 career wins in his first 200 starts are the most in NFL history. Peyton Manning is second with 136 wins in his first 200 career starts.

RECORDING SUCCESS

TOP WINNING PERCENTAGE IN SUPER BOWL ERA (Since 1966, Minimum 50 Starts, Regular Season Only)

PLAYER	TEAM(S)	YEARS	W	L	T	PCT.
TOM BRADY	NE	2000-14	160	47	0	.773
Roger Staubach	DAL	1969-79	85	29	0	.746
Joe Montana	SF/KC	1979-94	117	47	0	.713

ACTIVE QUARTERBACKS WINNING PERCENTAGE (Minimum 32 Starts [two full seasons], Regular Season Only)

QUARTERBACK	TEAM(S)	W	L	T	PCT.
TOM BRADY	NE	160	47	0	.773
Russell Wilson	SEA	36	12	0	.750
Peyton Manning	IND/DEN	179	77	0	.699
Andrew Luck	IND	33	15	0	.688
Aaron Rodgers	GB	70	33	0	.680
Ben Roethlisberger	PIT	106	52	0	.671
Joe Flacco	BAL	72	40	0	.643
Colin Kaepernick	SG	25	14	0	.641
Andy Dalton	CIN	40	23	1	.633
Philip Rivers	SD	88	56	0	.611

NINE AFC CHAMPIONSHIP GAME APPEARANCES

The Patriots played in their ninth conference championship game in the Tom Brady - Bill Belichick era (since 2001 with Brady starting at QB) in 2014. By omitting the season Brady missed due to injury in 2008, the Patriots have made nine title games in 13 seasons with Brady as the starter.



FIVE 30-TD SEASONS

Brady has five 30-touchdown seasons overall. The only other Patriots quarterback to have a 30-touchdown season was Vito "Babe" Parilli in 1964 when he led the AFL with 31. Brady is the fourth quarterback in NFL history to have 30 or more touchdown passes in at least five seasons and the fifth quarterback in NFL history with three or more straight seasons with 30 or more touchdowns.

MOST SEASONS WITH 30-PLUS TOUCHDOWN PASSES

Brett Favre	9
Peyton Manning	9
Drew Brees	7
TOM BRADY	5
Dan Marino	4
Aaron Rodgers	4
Tony Romo	4
Philip Rivers	4
Kurt Warner	3

THREE OR MORE STRAIGHT 30 TOUCHDOWN SEASONS

Drew Brees	7 (2008-2014)
Brett Favre	5 (1994-98)
Peyton Manning	5 (2009-10, 12-14)
TOM BRADY	3 (2010-2012)
Dan Marino	3 (1984-86)

300-YARD AVG. IN THREE SEASONS

Brady averaged 301.7 yards per game in 2012. Brady (300.4 in 2007 and 327.2 in 2011) joins Drew Brees as the first NFL players to average 300 yards per game in at least three seasons.

MOST SEASONS AVERAGING 300 OR MORE YARDS PER GAME

- 5 Drew Brees (2014, 2013, 2012, 2011, 2008) • **3 Tom Brady (2012, 2011, 2007)** • 2 Dan Fouts (1982, 1981)

PILING UP THE WINS

Brady earned his 150th career win vs. Oakland (09/21/14) and is one of three NFL quarterbacks with at least 150 wins as a starter.

MOST CAREER WINS AS A STARTER

(Regular season only)

RK	NAME	W	L	T	PCT.
1.	Brett Favre	186	112	0	.624
2.	Peyton Manning	179	77	0	.699
3.	Tom Brady	160	47	0	.773
4.	John Elway	148	82	1	.643
5.	Dan Marino	147	93	0	.613
6.	Fran Tarkenton	124	109	6	.531
7.	Johnny Unitas	119	64	4	.647
8t.	Joe Montana	117	47	0	.713
8t.	Drew Brees	117	84	0	.582
10.	Terry Bradshaw	107	51	0	.677
11.	Ben Roethlisberger	106	52	0	.671
12.	Warren Moon	102	101	0	.510

BRADY ONE OF SEVEN

NFL RECORD FOR MOST PASSING YARDS PER GAME (Minimum 50 Games)

PLAYER	TEAM	YARDS/GAME
Matthew Stafford	DET	282.0
Drew Brees	SD/NO	277.4
Peyton Manning	IND/DEN	272.2
Kurt Warner	STL/ARI	260.8
Aaron Rodgers	GB	259.8
Matt Ryan	ATL	256.1
Tom Brady	NE	254.8
Dan Marino	Miami	253.6



TOM BRADY

NEWS & NOTES

THREE 35-TD SEASONS

Brady is one of five NFL players to have at least 35 touchdown passes in three different seasons. Brady had 33 touchdowns in 2014.

QBS WITH THE MOST 35+ PASSING TOUCHDOWNS IN NFL HISTORY

PLAYER	35+ TD SEASONS
Peyton Manning	4 (49 in 2004, 37 in 2012, 55 in 2013, 39 in 2014)
Tom Brady	3 (50 in 2007, 36 in 2010 and 39 in 2011)
Brett Favre	3 (38 in 1995, 39 in 1996 and 35 in 1997)
Drew Brees	3 (46 in 2011, 43 in 2012 and 39 in 2013)
Aaron Rodgers	3 (45 in 2011, 39 in 2012 and 38 in 2014).

ECLIPSING 3K

Brady once again reached 3,000 yards in 2014 for his 12th 3,000-yard season.

NFL RECORD FOR MOST 3,000-YARD SEASONS

18	Brett Favre
16	Peyton Manning
13	Dan Marino
12	John Elway
12	Drew Brees
12	Tom Brady

BRADY AT 4,000

Brady (4,109) reached 4,000 passing yards for the seventh time in his career in 2014. He joins Peyton Manning (14) and Drew Brees (9) as the only quarterbacks with at least seven 4,000-yard seasons.

ALL-TIME 4,000 YARD PASSING SEASONS

14	Peyton Manning
9	Drew Brees
7	Tom Brady
6	Dan Marino
6	Brett Favre
6	Philip Rivers
5	Aaron Rodgers

Additionally, Brady owns seven of the nine 4,000-yard passing seasons in team history

PATRIOTS TOP PASSING YARDS/SEASON

Yards	Player	Year
5,235	Tom Brady	2011
4,827	Tom Brady	2012
4,806	Tom Brady	2007
4,555	Drew Bledsoe	1994
4,398	Tom Brady	2009
4,343	Tom Brady	2013
4,110	Tom Brady	2005
4,109	Tom Brady	2014
4,086	Drew Bledsoe	1996

22 CAREER 4-TD GAMES

Brady has thrown four or more touchdowns in a game 22 times with 17 four-touchdown games, three five-touchdown games and two six-touchdown games. The Patriots are 21-1 when Brady throws four or more TD passes.

MOST GAMES WITH 4+ TOUCHDOWN PASSES

PLAYER	4+ TD GAMES
1. Peyton Manning	35
2. Drew Brees	26
3. Brett Favre	23
4. Tom Brady	22
5. Dan Marino	21
6. Johnny Unitas	17

MOST GAMES WITH 4+ TDS AND NO INTERCEPTIONS

PLAYER	GAMES
1. Peyton Manning	18
2. Drew Brees	18
3. Tom Brady	17
4. Brett Favre	12

SIX FOR SIX-PLUS

Brady has thrown six touchdowns in a game two times and is one of six NFL players to have thrown at least six touchdowns in a game two times. Brady threw six touchdowns at Miami (10/21/07) and vs. Tennessee (10/18/09).

NFL PLAYERS WITH AT LEAST TWO 6+TD GAMES

PLAYER	6+ TD GAMES
Peyton Manning	3 (2 6 TD games and 1 7 TD Game)
George Blanda	2 games with 7 touchdowns
Y.A. Tittle	2 (1 game with 7 and 1 with 6 TDs)
Tom Brady	2 games with 6 touchdowns
Charley Johnson	2 games with 6 touchdowns
Ben Roethlisberger	2 games with 6 touchdowns
Aaron Rodgers	2 games with 6 touchdowns



50,000 YARDS

Tom Brady (53,258) became the sixth NFL quarterback to reach 50,000 passing yards in the win vs. Cincinnati on Oct. 5, 2014. He moved past John Elway into fifth place all-time in the win vs. Denver on Nov. 2.

Player	Passing yards
1. Brett Favre	71,838
2. Peyton Manning	69,691
3. Dan Marino	61,361
4. Drew Brees	56,033
5. Tom Brady	53,258
6. John Elway	51,475
7. Warren Moon	49,325
8. Fran Tarkenton	47,003
9. Vinny Testaverde	46,233
10. Drew Bledsoe	44,611

FRANCHISE LEADING PASSER

PATRIOTS ALL-TIME LEADING PASSERS

PLAYER	YEARS	ATT	COMP	YARDS
Tom Brady	2000-14	7,168	4,551	53,258
Drew Bledsoe	1993-01	4,518	2,544	29,657
Steve Grogan	1975-90	3,593	1,879	26,886

MOST CAREER TOUCHDOWN PASSES

Brady is one of five NFL players with at least 390 career touchdowns.

MOST CAREER TOUCHDOWN PASSES

(regular season only) Bold indicates active players

RANK	NAME	TOUCHDOWNS
1.	Peyton Manning	530
2.	Brett Favre	508
3.	Dan Marino	420
4.	Drew Brees	396
5.	Tom Brady	392
6.	Fran Tarkenton	342
7.	John Elway	300
8.	Warren Moon	291
9.	Johnny Unitas	290
10.	Vinny Testaverde	275



TOM BRADY

NEWS & NOTES

BRADY RACKS UP PASSING YARDS

Brady has 64 NFL games with 300 or more yards passing and the Patriots are 53-11 in those games. He is one of five players with sixty 300-yard games.

NFL QUARTERBACK 300-YARD GAMES (* ACTIVE)

PLAYER	300-YARD GAMES
Peyton Manning*	91
Drew Brees*	86
Tom Brady*	64
Dan Marino	63
Brett Favre	62
Kurt Warner	52
Dan Fouts	51
Warren Moon	49
Tony Romo*	45

Brady had a career-best eleven 300-yard games in the 2011 season, tied for third in NFL history behind Drew Brees (13 in 2011) and Peyton Manning (12 in 2013).

TOM BRADY'S RECORD AS A STARTER

	REG. SEASON	PLAYOFFS	TOTAL
Overall	160-47	21-8	181-55
Home:	90-14	14-3	104-17
Road:	70-33	7-5*	77-38
By Yardage Total			
Less than 200:	35-15	4-1	39-16
200-299:	72-21	11-5	83-26
300 or more:	53-11	6-2	59-13
Other Records			
On Artificial Turf:	96-14	10-5	106-19
Temp Below 40:	34-5	11-2	45-7
Thanksgiving or later:	61-13	21-8	82-21
Leading at Halftime:	122-15	14-4	136-19
Leading after 3 Qtrs:	131-8	13-3	144-11
Overtime:	9-2	1-0	10-2
Passer rating >100.0:	88-6	10-0	98-6

*Includes six Super Bowls at neutral sites

TOP QB HOME STARTING RECORDS (MIN. 50 STARTS) SINCE 1970 MERGER (INCLUDES POSTSEASON)

PLAYER	TEAM(S)	W	L	T	PCT.
Tom Brady	NE	104	17	0	.859
Terry Bradshaw	PIT	75	14	0	.843
John Elway	DEN	104	25	0	.806

37 GAME-WINNING DRIVES

Brady has 37 game-winning drives in the fourth quarter or overtime in the regular season.

MOST GAME WINNING DRIVES IN THE FOURTH QUARTER OR OVERTIME (Regular Season)

PLAYER	TEAMS	4TH QTR GAME-WINNING DRIVES
1. Peyton Manning	IND/DEN	51
2. Dan Marino	Miami	47
3. Brett Favre	GB/NYJ/MIN	43
4. John Elway	Denver	40
5. Tom Brady	New England	37
6. Warren Moon	HOU/MIN/SEA/KC	35

BRADY'S COMEBACKS

Brady has engineered 47 career game-winning performances to lead his team to a victory from a fourth-quarter deficit or tie..

DATE	OPP.	TIME REMAINING		PASSING STATISTICS					
		SCORE	IN REG.	ATT	CMP	YDS	TD	INT	FINAL
02/01/15	SEA**	14-24	15:00	15	13	124	2	0	28-24
01/10/15	BAL*	28-28	15:00	8	9	72	1	0	35-31
12/21/14	at NYJ	10-13	15:00	6	3	26	0	1	17-13
12/07/14	at SD	13-14	15:00	8	7	112	1	0	23-14
12/08/13	CLE	3-19	15:00	20	16	142	2	0	27-26
12/01/13	at HOU	21-24	15:00	12	8	87	0	0	34-31
11/24/13	DEN	21-24	15:00	19	12	100	1	0	(ot) 34-31
10/13/13	NO	23-27	1:13	5	7	70	1	0	30-27
09/08/13	at BUF	20-21	4:31	7	7	36	0	0	23-21
10/21/12	NYJ	23-26	1:37	9	13	95	0	0	(ot) 29-26
09/30/12	at BUF	21-21	15:00	7	4	78	2	0	52-28
01/22/12	BAL*	16-20	15:00	6	3	20	0	1	23-20
12/24/11	MIA	17-17	15:00	11	8	120	0	0	27-24
10/16/11	DAL	13-16	5:13	9	11	87	1	0	20-16
12/19/10	GB	21-27	13:49	6	5	82	1	0	31-27
11/25/10	at DET	24-24	15:00	5	5	86	2	0	45-24
10/17/10	BAL	10-20	14:53	24	16	156	1	1	(ot) 23-20
09/14/09	BUF	13-24	5:32	13	11	112	2	0	25-24
12/29/07	at NYG	23-28	15:00	12	8	130	1	0	38-35
12/03/07	at BAL	17-24	14:25	17	7	113	1	0	27-24
11/25/07	PHI	24-28	15:00	16	11	109	0	0	31-28
11/04/07	at IND	10-20	9:42	10	8	144	2	0	24-20
01/14/07	at SD*	13-21	8:35	14	9	122	1	1	24-21
12/03/06	DET	13-21	13:07	15	14	101	0	0	28-21
11/26/06	CHI	10-10	14:46	7	6	98	1	0	17-13
09/10/06	BUF	14-17	15:00	6	3	58	0	1	19-17
11/13/05	at MIA	15-16	2:53	2	2	76	1	0	23-16
10/30/05	BUF	7-16	10:07	4	4	69	0	0	21-16
10/09/05	at ATL	28-28	3:52	2	2	17	0	0	31-28
09/25/05	at PIT	10-13	14:19	12	12	167	0	0	23-20
02/06/05	PHI**	14-14	15:00	4	2	33	0	0	24-21
10/03/04	at BUF	17-17	15:00	4	2	8	1	0	31-17
02/01/04	CAR**	29-29	1:08	5	4	47	0	0	32-29
01/10/04	TEN*	14-14	15:00	11	6	27	0	0	17-14
11/30/03	at IND	31-31	10:21	6	3	31	1	0	38-34
11/23/03	at HST	13-20	3:11	14	10	133	1	0	(ot) 23-20
11/03/03	at DEN	23-26	2:51	4	5	58	1	0	30-26
10/19/03	at MIA	13-13	15:00	10	7	147	1	0	(ot) 19-13
10/05/03	TEN	24-27	4:40	1	1	15	0	0	38-30
12/29/02	MIA	13-24	4:59	13	8	69	1	0	(ot) 27-24
11/10/02	at CHI	19-30	5:16	14	9	116	2	0	33-30
09/22/02	KC	38-38	0:00	5	4	46	0	0	(ot) 41-38
02/03/02	STL**	17-17	1:21	8	5	53	0	0	20-17
01/19/02	OAK*	3-13	15:00	27	20	138	0	0	(ot) 16-13
12/16/01	at BUF	6-9	5:57	13	9	116	0	0	(ot) 12-9
12/02/01	at NYJ	14-16	15:00	7	6	56	0	0	17-16
10/14/01	SD	16-26	8:48	18	13	130	1	0	(ot) 29-26

^Statistics are from the time noted until the end of the game * Divisional Playoffs ** Super Bowl

BRADY IS STREAKING

Tom Brady enters the season with a streak of 108 consecutive starts and is the only quarterback in NFL history with two separate streaks of 100-plus starts.

MOST CONSECUTIVE STARTS BY AN NFL QB

Games	QB
321	Brett Favre (1992-2010)
227	Peyton Manning (1998-2011)
178	Eli Manning (2004-present)
153	Philip Rivers (2006-present)
128	Tom Brady (2001-2008)
127	Joe Flacco (2008-present)
123	Ron Jaworski (1977-1984)
110	Joe Ferguson (1977-1984)
108	Tom Brady (2009-present)



TOM BRADY

NEWS & NOTES

LATE GAME WINNER

Brady now has seven career games in which he threw a game-winning touchdown pass in the final minute of the game to turn a Patriots deficit into a Patriots win.

11/10/02 at Chicago* **W** **33-30**

The Patriots trailed 30-25 when Brady threw a 20-yard touchdown to David Patten with 21 seconds left to give the Patriots a 33-30 win.

*-Champaign, Ill.

11/3/03 at Denver **W** **30-26**

The Patriots trailed 26-23 when Brady threw an 18-yard touchdown to David Givens with 30 seconds left to give the Patriots a 30-26 win.

12/3/07 at Baltimore **W** **27-24**

The Patriots trailed 24-20 when Brady threw an 8-yard touchdown to Jabar Gaffney with 44 seconds left to give the Patriots a 27-24 win.

9/14/09 vs. Buffalo **W** **25-24**

The Patriots trailed 24-19 when Brady threw a 16-yard touchdown to Ben Watson with 50 seconds left to give the Patriots a 25-24 win.

10/16/11 vs. Dallas **W** **20-16**

The Patriots trailed 16-13 when Brady threw an 8-yard touchdown pass to Aaron Hernandez with 22 seconds left to give the Patriots a 20-16 win.

10/13/13 vs. New Orleans **W** **30-27**

The Patriots trailed 27-23 when Brady threw a 17-yard touchdown pass to Kenbrell Thompkins with five seconds left to give the Patriots a 30-27 win.

12/08/13 vs. Cleveland **W** **27-26**

The Patriots trailed 26-21 when Brady threw a 1-yard touchdown pass to Danny Amendola with 31 seconds left to give the Patriots a 27-26 win.

RECORD TITLE HOLDER

Tom Brady earned his NFL record 12th division championship in 2014.

QUARTERBACK **CAREER DIVISION TITLES**

Tom Brady	12
Peyton Manning	11
Joe Montana	9

12-WIN SEASONS

Since entering the NFL in 2000, Tom Brady's teams have reached 12 regular-season wins in nine different seasons, second all-time, behind Peyton Manning.

STARTING QB'S WITH THE MOST 12-WIN REGULAR SEASONS IN NFL HISTORY

PLAYER	SEASONS
Peyton Manning	11
Tom Brady	9
Brett Favre	6
John Elway	4
Jim Kelly	4

MOST WINS IN 200 STARTS

Brady had 155 career regular-season wins in his first 200 regular-season starts (155-45, .775). Brady has more wins than any other quarterback in his first 200 regular-season starts. Peyton Manning is second with 136 victories in his first 200 starts.

MOST WINS BY A STARTING QB THROUGH 200 REGULAR SEASON STARTS

Quarterback **Wins Through 200 Starts**

Tom Brady	155
Peyton Manning	136
Dan Marino	125
John Elway	124

SIXTH TO REACH 4,000 COMPLETIONS

Tom Brady (4,551) is one of six players in NFL history to reach 4,000 completions.

MOST PASS COMPLETIONS IN NFL HISTORY

1. Brett Favre	6,300
2. Peyton Manning	5,927
3. Dan Marino	4,967
4. Drew Brees	4,937
5. Tom Brady	4,551
6. John Elway	4,123
7. Warren Moon	3,988

THIRD FASTEST TO 4,000 COMPLETIONS

Tom Brady has now completed 4,551 passes over his career in the regular season, becoming just the sixth player (third fastest) in NFL history to achieve the feat.

GAMES PLAYED TO 4,000 CAREER COMPLETIONS

Drew Brees	169
Peyton Manning	183
Tom Brady	187
Dan Marino	193
Brett Favre	196
John Elway	227

BRADY HAS SIXTH-BEST QB RATING

PLAYER	YEARS	TEAM	RATING
Aaron Rodgers	2005-14	Green Bay	106.0
Tony Romo	2004-14	Dallas	97.6
Peyton Manning	1998-14	IND/DEN	97.5
Steve Young	1985-99	TB/SF	96.8
Tom Brady	2000-14	Patriots	95.9
Philip Rivers	2004-14	San Diego	95.7

MOST TD THROWS COACH/QB TANDEM

Tom Brady has thrown 392 career touchdowns under head coach Bill Belichick, the most touchdowns among any head coach/starting quarterback tandem.

MOST TDS/QB TANDEM
(Regular Season Only)

Quarterback/Head Coach	Team	Touchdowns
Tom Brady/Bill Belichick	NE	392
Dan Marino/Don Shula	MIA	352
Drew Brees/Sean Payton	NO	273
Len Dawson/Hank Stram	KC	232

BRADY BEATS EVERYBODY

Since the win vs. Denver on Nov. 2, 2014, no NFL team can claim a winning record against Tom Brady. Conversely, Peyton Manning has a losing record against five teams and Brett Favre had a losing record against seven teams in his career. Brady has a career .500 record against five teams and a winning regular-season record against 26 teams.

He is undefeated against eight teams - Atlanta (4-0), Chicago (4-0), Dallas (3-0), Detroit (4-0), Jacksonville (4-0), Minnesota (4-0), Philadelphia (3-0) and Tampa Bay (3-0). Brady is most successful against Buffalo, with a 23-3 career record and the non-divisional team he has beaten the most is Indianapolis (9-3).



TOM BRADY

NEWS & NOTES

NO PLACE LIKE HOME

Tom Brady made his 100th home start against Chicago on Oct. 26, 2014. The win over Chicago gave Brady an 87-13 home record in his first 100 home starts, the best in NFL history since the merger among a quarterback with at least 50 starts.

BEST HOME REGULAR SEASON STARTING RECORDS (MINIMUM 40 STARTS)

Player	Record
Tom Brady	90-14 (.865)
Terry Bradshaw	67-12 (.848)
Roger Staubach	49-10 (.831)
Aaron Rodgers	42-9 (.824)
John Elway	92-23 (.805)
Joe Flacco	45-11 (.804)

BEST HOME REGULAR SEASON STARTING RECORD IN FIRST 100 STARTS

Player	Record
Tom Brady	87-13 (.870) in his first 100 starts at home
Brett Favre	82-18 (.820) in his first 100 starts at home
John Elway	77-23 (.770) in his first 100 starts at home
Peyton Manning	74-26 (.740) in his first 100 starts at home

WINNINGEST COACH/QB TANDEM

Bill Belichick and Tom Brady have the best winning percentage among a head coach/starting quarterback tandem since the 1970 merger. The tandem's 159 wins are the most wins by any coach-QB tandem since the 1970 AFL-NFL merger.

WINNINGEST COACH/QB TANDEM SINCE 1970

(Regular Season Only - by winning percentage)

Quarterback/Head Coach	Team	W	L	T	Pct.
Tom Brady/Bill Belichick	NE	160	47	0	.773
Ken Stabler/John Madden	OAK	60	19	1	.756
Jim McMahon/Mike Ditka	CHI	46	15	0	.754
Peyton Manning/Tony Dungy	IND	73	24	0	.753

WINNINGEST COACH/QB TANDEM SINCE 1970

(Regular Season Only - by victories)

Quarterback/Head Coach	Team	W	L	T	Pct.
Tom Brady/Bill Belichick	NE	160	47	0	.773
Dan Marino/Don Shula	MIA	116	68	0	.630
Terry Bradshaw/Chuck Noll	PIT	107	51	0	.601

MOST STARTS UNDER ONE HC

Tom Brady made his 185th career start at Carolina on Nov. 18, 2013, all under Bill Belichick. It is the most starts by a quarterback under one head coach in NFL history. Brady surpassed Dan Marino, who had 184 career starts under head coach Don Shula. Brady now has 207 career starts under Belichick.

BRADY BEATS BUFFALO

Tom Brady owns a 23-3 record against the Buffalo Bills. He has more wins against Buffalo than any other NFL team. The New York Jets are second with 20 wins. Brady's 23 wins against Buffalo are tied for the second most wins by a quarterback against an opponent.

MOST WINS BY A STARTING QUARTERBACK AGAINST AN OPPONENT

Player	Wins
Brett Favre	26 wins against Detroit
Tom Brady	23 wins against Buffalo
Brett Favre	23 wins against Chicago
Dan Marino	22 wins against Indianapolis

NFL RECORD FOR ATTEMPTS BETWEEN INTS

Tom Brady attempted 358 consecutive regular season passes without an interception, a streak spanning from Oct. 17, 2010-Sept. 1, 2011. Brady eclipsed Bernie Kosar's record of 308 pass attempts on Dec. 26, 2010 at Buffalo.

MOST CONSECUTIVE PASS ATTEMPTS WITHOUT AN INTERCEPTION

358	Tom Brady (Patriots)	2010-11
308	Bernie Kosar (Cleveland)	1990-91
294	Bart Starr (Green Bay)	1964-65
279	Jeff George (IND/ATL)	1993-94
277	Rich Gannon (Oakland)	2001
271	Jason Campbell (Washington)	2007-08

12 GAMES WITH 300 YARDS, 4 TDS & 0 INTS

Tom Brady had his 12th NFL game with 300 yards, four touchdowns and no interceptions vs. Chicago (10/26/14), second in NFL history to the 15 such games by Drew Brees.

SECOND IN DISTINCT HONOR

Tom Brady has earned 24 AFC Player of the Week honors, second in NFL history Peyton Manning's 27 honors. Brady was named AFC Offensive Player of the Month for October in 2014. It was his seventh AFC Player of the Month honor, second to Manning's eight.

CAREER PLAYER OF THE WEEK AWARDS

Player	Career	Team	POW Awards
Peyton Manning	1998-present	Colts/Broncos	27
Tom Brady	2000-present	Patriots	24
Dan Marino	1983-1999	Dolphins	18
Brett Favre	1991-2010	Packers, Jets, Vikings	16
John Elway	1983-1998	Broncos	15

BRADY SHINES ON MONDAY NIGHT

Brady has thrown 43 touchdown passes on "Monday Night Football", the third-most in NFL history.

CAREER TOUCHDOWN PASSES ON MONDAY NIGHT FOOTBALL

Player	TD Passes on MNF	Games
Dan Marino	74	38
Brett Favre	69	38
Tom Brady	43	19
Steve Young	42	25
Peyton Manning	38	18
Joe Montana	36	20



TOM BRADY

NEWS & NOTES

THREE TD; NO INT

Tom Brady is second in NFL history with 41 games with three or more touchdowns and no interceptions. The Patriots are 40-1 (.976) in such games.

PLAYER MOST GAMES WITH 3+ TD PASSES AND 0 INT.

Peyton Manning	51
Tom Brady	41
Brett Favre	36
Drew Brees	35
Aaron Rodgers	30

GREAT WHEN IT'S LATE

Tom Brady has the most wins of any starting quarterback in the final four games of the regular season since the 1970 merger.

QUARTERBACK	W-L RECORD	WIN PCT.
Philip Rivers	30-6	.833
Tom Brady	43-9	.827
Roger Staubach	24-6	.800
Joe Montana	35-12	.745
Steve McNair	28-10	.737

200 GAME CLUB

Tom Brady played in his 200th NFL game for the Patriots in the win vs. the N.Y. Jets (10/16) and is one of three Patriots with 200 games played.

Player	Games Played
Bruce Armstrong	212
Tom Brady	209
Julius Adams	206

SECOND PATRIOT WITH 200 STARTS

Tom Brady (207) is the second New England Patriots player to start in at least 200 games. Patriots Hall of Fame OL Bruce Armstrong started in 212 games during his career.

ELITE COMPANY

Tom Brady (207 starts in the regular season and 29 postseason starts) and Pro Football Hall of Famer Jerry Rice (284 regular season starts and 29 postseason starts) are the only NFL players with at least 200 regular-season starts and at least 25 postseason starts.

MOST VALUABLE PLAYERS

MOST ASSOCIATED PRESS NFL MVP AWARDS

Peyton Manning	5*
Brett Favre	3
Tom Brady	2* (2007 and 2010)

Joe Montana	2
Aaron Rodgers	2*
Johnny Unitas	2
Kurt Warner	2
Steve Young	2

*Active

STELLAR IN NOVEMBER

QUARTERBACKS WITH THE BEST RECORDS IN NOVEMBER IN SUPER BOWL ERA (MIN. 20 STARTS)

Player	Record in November	Win PCT.
Daryle Lamonica	19-4-2	.826
Tony Romo	26-6	.813
Jim McMahon	18-5	.783
Tom Brady	38-12	.760
Joe Flacco	22-9	.710

BRADY BIG IN DECEMBER

Tom Brady is 48-8 (.857) in December, the best record in December among quarterbacks with at least 20 starts. Roger Staubach is second (17-3, .850). Among active quarterbacks, Philip Rivers is second with a 31-9 record (.775).

FAVORABLE FINAL FOUR

Brady is 43-9 as a starter in the final four games of the season, including 3-1 in 2014.

BEST RECORD AS A STARTING QUARTERBACK IN FINAL FOUR GAMES OF SEASON

QUARTERBACK	W-L RECORD	WIN PCT.
Philip Rivers	30-6	.833
Tom Brady	43-9	.827
Roger Staubach	24-6	.800
Joe Montana	35-12	.745
Steve McNair	28-10	.737



BRADY GOES LONG

Brady owns seven of the nine 4,000-yard passing seasons in Patriots history. Brady had 4,109 passing yards in 2014.

PATRIOTS TOP PASSING YARDS/SEASON

YARDS	PLAYER	YEAR
5,235	Tom Brady	2011
4,827	Tom Brady	2012
4,806	Tom Brady	2007
4,555	Drew Bledsoe	1994
4,398	Tom Brady	2009
4,343	Tom Brady	2013
4,110	Tom Brady	2005
4,109	Tom Brady	2014
4,086	Drew Bledsoe	1996



TOM BRADY

NEWS & NOTES



BRADY THROWS FOR THIRD-HIGHEST TOTAL

Tom Brady threw for 432 yards vs. Pittsburgh (11/03/13), marking the fifth time in Brady's career that he has eclipsed the 400-yard mark, the third-highest single-game mark of his career.

MOST PASSING YARDS IN A GAME IN PATRIOTS HISTORY

Player	Date	Opp	Att	Cmp	Yds	TD	Int
Tom Brady	9/12/11	MIA	48	32	517	4	1
Tom Brady	12/16/12	SF	65	36	443	1	2
Tom Brady	11/03/13	PITT	33	23	432	4	0
Drew Bledsoe	11/13/94	MIN	70	45	426	3	0
Drew Bledsoe	11/23/98	MIA	54	28	423	2	2
Tom Brady	9/18/11	SD	40	31	423	3	0

50-YARD DOUBLE DOWN

Brady has thrown at least two 50-yard passes in the same game eight times in his career. His career best came in 2009 with three 50-yard strikes in one game.

BRADY'S GAMES WITH AT LEAST TWO 50-YARD PASSES

10/9/05 @ Atlanta

- 55t (3Q) Bethel Johnson
- 51 (1Q) Deion Branch

1/14/06 @ Denver *AFC Divisional Playoff Round

- 73 (4Q) Deion Branch
- 51 (2Q) Andre' Davis

12/31/06 @ Tennessee

- 62t (3Q) Reche Caldwell
- 52 (1Q) Corey Dillon

12/9/07 vs. Pittsburgh

- 63t (2Q) Randy Moss
- 56t (3Q) Jabar Gaffney >Flea-flicker w/R. Moss

11/15/09 @ Indianapolis

- 63t (2Q) Randy Moss
- 55 (1Q) Randy Moss

12/06/09 @ Miami

- 58t (1Q) Randy Moss
- 58 (2Q) Wes Welker
- 81t (3Q) Sam Aiken

11/22/12 @ NY Jets

- 83t (2Q) Shane Vereen
- 56t (2Q) Julian Edelman

11/03/13 vs. Pittsburgh

- 57 (2Q) Danny Amendola
- 81t(4Q) Aaron Dobson

THE BRADY SIX

Tom Brady was the seventh quarterback selected in the 2000 NFL Draft

QUARTERBACKS TAKEN IN THE 2000 NFL DRAFT

Rd	Pick	Player	Taken By
1	18	Chad Pennington	NY Jets
3	65	Giovanni Carmazzi	San Francisco
3	75	Chris Redman	Baltimore
5	163	Tee Martin	Pittsburgh
6	168	Marc Bulger	New Orleans
6	183	Spergon Wynn	Cleveland
6	199	Tom Brady	New England

BRADY HANGS 50

Brady and the Patriots knocked off Chicago, 51-23, on Oct. 26, 2014, the seventh time that New England scored at least 50 points in a game started by Brady, moving past Pro Football Hall of Famer Len Dawson (6) for the most in NFL history.

Date	Opponent	Score
10/28/07	vs. Washington	52-7
11/18/07	at Buffalo	56-10
10/18/09	vs. Tennessee	59-0
9/30/12	at Buffalo	52-28
11/18/12	vs. Indianapolis	59-24
11/03/13	vs. Pittsburgh	55-31
10/26/14	vs. Chicago	51-23

SPREADING THE WEALTH

Brady completed passes to 10 different receivers in the win at Buffalo (10/12/14). It was the 10th time in his career he has completed passes to 10 different receivers in a game and the first time since 12/8/13 vs. Cleveland.

300 IN A HALF

Brady had his fourth 300-yard half and his third 300-yard second half after throwing for 323 yards in the second half vs. Cleveland on Dec. 8, 2013.

YARDS	GAME	HALF
367	vs. San Francisco (12-16-12)	2nd half
345	vs. Tennessee (10-18-09)	1st half
323	vs. Cleveland (12-08-13)	2nd half
306	at Miami (9-12-11)	2nd half



TOM BRADY

PLAYOFF NOTES

BRADY MOVES UP POSTSEASON LISTS

Tom Brady threw three touchdown passes in the 2014 AFC Divisional Playoff game vs. Baltimore (01/10/15) to move past Joe Montana (45) for the most touchdown passes in the postseason with 46. He added three more touchdowns in the AFC title win and four in the Super Bowl. Brady had a franchise record of 367 yards against the Ravens. He became the all-time postseason passing leader in the AFC title win.

NFL ALL-TIME LEADERS: POSTSEASON TOUCHDOWN PASSES

PLAYER	TEAM	TOUCHDOWNS
Tom Brady	New England	53
Joe Montana	San Fran./Kansas City	45
Brett Favre	Green Bay/Minnesota	44
Peyton Manning	Indianapolis/Denver	38
Dan Marino	Miami	32
Kurt Warner	St. Louis/Arizona	31
Terry Bradshaw	Pittsburgh	30

NFL ALL-TIME LEADERS: POSTSEASON TD PASSES, SINGLE GAME

PLAYER	TEAM	GAME	TOUCHDOWNS
Tom Brady	NE	AFC-D: NE vs. DEN '11	6
Daryle Lamonica	OAK	AFC-D: OAK vs. HOU '69	6
Steve Young	SF	SB: SF vs. SD '94	6

NFL ALL-TIME LEADERS: POSTSEASON PASSING YARDS

PLAYER	TEAM	YARDS
Tom Brady	New England	7,345
Peyton Manning	Indianapolis/Denver	6,800
Brett Favre	Green Bay/Minnesota	5,855
Joe Montana	San Fran./Kansas City	5,772
John Elway	Denver	4,964
Dan Marino	Miami	4,510

NFL ALL-TIME LEADERS: POSTSEASON COMPLETIONS

PLAYER	TEAM	COMPLETIONS
Tom Brady	New England	683
Peyton Manning	Indianapolis/Denver	598
Brett Favre	Green Bay/Minnesota	481
Joe Montana	San Fran./Kansas City	460

NFL ALL-TIME LEADERS: POSTSEASON COMP. PCT., SINGLE GAME

PLAYER	TEAM	GAME	COMP PCT.
Tom Brady	NE	AFC-D: NE vs. JAX '07	92.9 (26-28)
Phil Simms	NYG	SB: NYG vs. DEN, '86	88.0 (22-25)
Kurt Warner	ARI	NFC-WC: ARI vs. GB '09	87.9 (29-33)

MOST 300-YARD GAMES, POSTSEASON HISTORY

PLAYER	TEAM	300-YARD GAMES
Peyton Manning	Indianapolis/Denver	9
Tom Brady	New England	8
Joe Montana	SF/Kansas City	6
Kurt Warner	STL/Arizona	6
Drew Brees	San Diego/New Orleans	6
Dan Fouts	San Diego	5

NFL ALL-TIME LEADERS: POSTSEASON TD PASSES, CONSECUTIVE GAMES

PLAYER	TEAM	GAMES
Brett Favre	GB/MIN	20 (1995-2009)
Tom Brady	NE	18 (2001-2011)
Dan Marino	MIA	13 (1983-1995)

BRADY IN POSTSEASON

With the win in Super Bowl XLIX and another MVP Award, Brady is now tied for most Super Bowl wins as a QB and most Super Bowl MVP awards.

NFL ALL-TIME LEADERS/PLAYOFF VICTORIES AS STARTING QUARTERBACK

PLAYER	TEAM(S)	PLAYOFF WINS
Tom Brady	New England	21
Joe Montana	S.F./K.C.	16
Terry Bradshaw	Pittsburgh	14
John Elway	Denver	14
Brett Favre	GB/MIN	13

QB'S WITH 3 OR MORE SUPER BOWL VICTORIES

PLAYER	TEAM	WINS
Tom Brady	NE	4
Terry Bradshaw	PIT	4
Joe Montana	SF	4
Troy Aikman	DAL	3

PLAYERS WITH MULTIPLE SUPER BOWL MVP AWARDS

PLAYER	TEAM	MVPS
Tom Brady	NE	3
Joe Montana	SF	3
Terry Bradshaw	PIT	2
Bart Starr	GB	2
Eli Manning	NYG	2

BRADY HAS MOST PLAYOFF WINS

Tom Brady is the winningest quarterback in NFL playoff history among signal callers who have made at least 10 starts.

MOST PLAYOFF WINS BY STARTING QB IN NFL HISTORY

PLAYER	TEAM	PLAYOFF WINS
Tom Brady	New England	21
Joe Montana	San Fran./K.C.	16
Terry Bradshaw	Pittsburgh	14
John Elway	Denver	14
Brett Favre	Green Bay	13
Troy Aikman	Dallas	11
Roger Staubach	Dallas	11
Peyton Manning	Indianapolis/Denver	11

HIGHEST PLAYOFF WIN PCT. BY STARTING QB IN NFL HISTORY

(Minimum 10 Starts)

PLAYER	TEAM	W	L	PCT
Bart Starr	Green Bay	9	1	.900
Jim Plunkett	Oak./L.A. Raiders	8	2	.800
Terry Bradshaw	Pittsburgh	14	5	.737
Troy Aikman	Dallas	11	4	.733
Tom Brady	New England	21	8	.724
Joe Montana	San Fran./K.C.	16	7	.696
Kurt Warner	St. Louis/Arizona	9	4	.692
John Elway	Denver	14	7	.667
Ben Roethlisberger	Pittsburgh	10	5	.667
Joe Flacco	Baltimore	10	5	.667

MOST PLAYOFF STARTS BY A QUARTERBACK

PLAYER	TEAM	STARTS
Tom Brady	New England	29
Peyton Manning	Indianapolis/Denver	24
Brett Favre	Green Bay/Minnesota	24
Joe Montana	San Fran./Kansas City	23
John Elway	Denver	21

BRADY IN THE SUPER BOWL

Brady is the all-time leader in Super Bowl passing yards (1,605) and with his four touchdowns in Super Bowl XLIX, to increased his Super Bowl touchdown total to 13, to move past Joe Montana (11) for the most touchdown passes in Super Bowl history. Brady's six Super Bowl starts are the most among all quarterbacks in NFL history.

SUPER BOWL PASSING YARDS

PLAYER	ATT	COMP	YARDS
Tom Brady	247	164	1,605
Kurt Warner	132	83	1,156
Joe Montana	122	83	1,142
John Elway	152	76	1,128
Terry Bradshaw	84	49	932

SUPER BOWL PASSING TOUCHDOWNS

PLAYER	APPEARANCES	TDS
Tom Brady	6	13
Joe Montana	4	11
Terry Bradshaw	4	9
Roger Staubach	4	8
Kurt Warner	3	6

SUPER BOWL STARTS BY A QUARTERBACK

STARTING QB	TEAM	#	APPEARANCES
Tom Brady	NE	6	XXXVI, XXXVIII, XXXIX, XLII, XLVI, XLIX
John Elway	DEN	5	XXI, XXII, XXIV, XXXII, XXXIII
Terry Bradshaw	PIT	4	IX, X, XIII, XIV
Jim Kelly	BUF	4	XXV, XXVI, XXVII, XXVIII
Joe Montana	SF	4	XVI, XIX, XXIII, XXIV
Roger Staubach	DAL	4	VI, X, XII, XIII



PATRIOTS OFFENSIVE NOTES

WR DANNY AMENDOLA

WEARING TROY BROWN'S #80 JERSEY

When Danny Amendola joined the Patriots in the 2013 offseason, he was assigned jersey #80, the same number worn by Patriots' Hall of Famer Troy Brown, who finished his career as the team's all-time leading receiver and is punt returner.

Said Amendola on wearing Brown's jersey #80: "I talked to [Troy Brown] a little bit before I came here. I told him he's one of the greatest ever, and it's an honor to wear No. 80. I'm going to try to represent it the best I can."

RB BRANDON BOLDEN

BETTER THAN AVERAGE

RB Brandon Bolden's 8.6-yard average at Buffalo (9/30/12) is tied for the third highest ever in a single game for the Patriots among running backs with at least 15 rushing attempts. Bolden earned the FedEx Ground Player of the Week for his performance.

HIGHEST RUSHING AVERAGE/SINGLE GAME (MIN. 15 RUSHING ATTEMPTS)

Player	Average
Curtis Martin	9.6 (17-164 vs. Washington, Oct. 13, 1996)
Tony Collins	9.2 (23-212 vs. N.Y. Jets, Sept. 18, 1983)
Sammy Morris	8.6 (16-138 vs. Denver, Oct. 20, 2008)
Jim Nance	8.6 (17-146 at Houston, Dec. 11, 1966)
Brandon Bolden	8.6 (16-137 at Buffalo, Sept. 30, 2012)
Stevan Ridley	8.5 (15-127 at St. Louis, Oct. 28, 2012)

FOOTBALL FAMILY TRADITION

Bolden's grandfather, Frank Pitts, played 10 years in the NFL (1965-74) as a receiver for Kansas City, Cleveland and Oakland. He was with Kansas City for two Super Bowls, losing Super Bowl I and winning Super Bowl IV. Said Bolden about his grandfather, "I remember being six years old, him popping in a highlight film of Super Bowl I and IV. I've seen that tape at least 500 times."

BOLDEN BLOCK PARTY

Brandon Bolden blocked his first NFL punt in the second quarter at San Diego (12/7/14) to give the Patriots a first down at the Chargers 25-yard line. It was the Patriots first blocked punt since Patrick Chung blocked a punt at Miami on Oct. 4, 2010.

RB JAMES DEVELIN

IVY LEAGUE JOURNEY

An Ivy League defensive lineman standout at Brown, James Develin graduated in 2010 with a degree in chemical engineering and began lining up interviews with companies he felt might be best suited for the technical skills. However, Develin wanted to give football one last shot, and play in the NFL.

"Football is something that is not around your entire life," Develin told *The Boston Globe*. "I knew if I didn't give it my best shot to play football as a career, that I'd always regret it." Develin made the most of his opportunity by switching positions to fullback. Following stints in the Arena Football League and the now defunct United Football League, Develin caught on with the Cincinnati Bengals practice squad and eventually worked his way to the Patriots 53-man roster full-time in 2013.

WR JULIAN EDELMAN

RECORD RETURNER

WR Julian Edelman set a franchise record with his fourth career punt returned for a touchdown when he returned a punt 84 yards for a touchdown vs. Denver on Nov. 2, 2014. He set a franchise record with a 94-yard punt return touchdown vs. Miami (1/2/11). The previous longest punt return was an 89-yard touchdown return by Mike Haynes vs. Buffalo (11/7/76). He also returned punts for touchdowns vs. Kansas City (11/21/11 - 72 yards) and vs. Indianapolis (11/18/12 - 68 yards). Edelman is now tied for second-most punt return touchdowns in the NFL since 2010.



Most Punt Return Touchdowns/Patriots Career

4 Julian Edelman

3 Troy Brown

3 Irving Fryar

2 Mike Haynes

MOST PUNT RETURN TOUCHDOWNS IN THE NFL SINCE 2010

Devin Hester	CHI/ATL	7
Julian Edelman	NE	4
Patrick Peterson	ARZ	4
Ted Ginn, Jr.	SF/CAR/ARZ	3
Dexter McCcluster	TEN	3
Leodis McKelvin	BUF	3
Darren Sproles	SD/NO/PHI	3
Antonio Brown	PIT	3



PATRIOTS OFFENSIVE NOTES

NOT YOUR AVERAGE RETURNER

Edelman has returned 132 punts for 1,616 yards during his career and is first in team history and tied for fifth in NFL history with a 12.2 average. Edelman finished first in the AFC and second in the NFL with a 12.0 punt return average in 2014. Philadelphia's Darren Sproles (13.0) was first in the NFL.

HIGHEST PUNT RETURN AVERAGE, PATRIOTS CAREER (20 Returns)

Player	Punt Rt Avg.	Year
Julian Edelman	12.2	2009-14 (132-1,616)
Mack Herron	12.0	1973-75 (74-888)
Carl Garrett	11.3	1969-72 (43-487)
Wes Welker	10.4	2007-12 (114-1,185)

HIGHEST PUNT RETURN AVERAGE IN THE NFL (75 Returns)

Player	Punt Rt Avg.	Year
George McAfee (Chicago)	12.8 (112-1,431)	(1940-41, 1945-1950)
Jack Christiansen (Detroit)	12.8 (85-1,084)	(1951-58)
Claude Gibson (SD/OAK)	12.6 (110-1,381)	(1961-65)
Devin Hester (Chicago/Atlanta)	12.3 (282-3,481)	(2006-present)
Julian Edelman (NE)	12.2 (132-1,616)	(2009-present)
Bill Dudley (PITT/DEN/WAS)	12.2 (124-1,515)	(1942-53)
Rick Upchurch (DEN)	12.1 (248-3,008)	(1975-83)
Desmond Howard (WAS/JAC/GB/OAK/DET)	11.9 (244-2,895)	(1992-2002)
Billy Johnson (HOU/ATL/WAS)	11.8 (282-3,317)	(1974-88)

ANOTHER TEAM RECORD

Edelman had a 47-yard run in the fourth quarter vs. Indianapolis (11/18/12). It is the longest run ever by a Patriots receiver, topping Troy Brown's 35-yard run vs. Tampa Bay on (9/3/00).

FROM STANDOUT QB TO WR

Edelman began his college football career with a year at the College of San Mateo (Calif.) before transferring to Kent State where as a senior he completed 56 percent of his passes (153 of 275 passes for 1,820 yards) with 13 touchdowns. He was also the leading rusher, gaining 1,551 yards on 215 attempts (an average of 7.5 yards per carry) and scoring 13 touchdowns. His offensive numbers broke Kent State's single-season record for total offense set by Joshua Cribbs in 2003. Said head coach Bill Belichick on the versatility of Edelman: "He played the quarterback position in college at Kent State and all the positions really that he's played in the NFL - covering kicks, returning kicks, slot receiver, outside receiver, slot defender - he didn't do any of those things in college. I think that really speaks to his versatility and how much he's grown as a player and how many things he's learned how to do that he really didn't have much experience with in college. I'd say that's pretty unusual, especially to be as competent in them as he is."

RETURNS PILING UP

Julian Edelman is in fourth place in team history with 132 punt returns.

MOST PUNT RETURNS IN PATRIOTS HISTORY

Player	Punt Returns
1. Troy Brown	252
2. Irving Fryar	206
3. David Meggett	142
4. Julian Edelman	132
5. Wes Welker	114
6. Mike Haynes	111

Edelman is in third place in team history with 1,616 punt return yards.

MOST PUNT RETURN YARDS IN PATRIOTS HISTORY

Player	Punt Return Yards
1. Troy Brown	2,625
2. Irving Fryar	2,055
3. Julian Edelman	1,616
3. David Meggett	1,438
5. Wes Welker	1,185

BEST PUNT RETURN AVERAGE IN A SEASON

Edelman has the two best punt return averages in a single season in New England history. In 2010, Edelman led the AFC and finished second in the NFL with a 15.3 punt return average. Chicago's Devin Hester led the NFL with a 17.1-yard average.

PATRIOTS BEST PUNT RETURN AVERAGE/SEASON (MIN. 15 RETURNS)

PLAYER	PR AVG.	YEAR
Julian Edelman	15.5	2012
Julian Edelman	15.3	2010
Mack Herron	14.8	1974
Troy Brown	14.2	2001

EDELMAN'S BIG RETURN

Julian Edelman had an 84-yard punt return for a touchdown in the second quarter vs. Denver on Nov. 2, 2014. It was Edelman's 13th career punt return of 30 yards or more.

MOST 30-YARD PUNT RETURNS IN PATRIOTS HISTORY

Player	30-yard returns
Troy Brown	14
Julian Edelman	13
Irving Fryar	13
Mike Haynes	13



PATRIOTS OFFENSIVE NOTES

EDELMAN TAKES HIS FATHER'S ADVICE

If there is one thing Julian Edelman has never lacked, it's athletic ability. A dual-threat quarterback at Kent State and former baseball standout in high school, Edelman once wowed Toronto Blue Jays players with his impressive footwork while fielding ground balls in an appearance at batting practice in 2011.

This natural ability may have been overlooked by NFL scouts, who let him fall to the Patriots in the seventh round of the 2009 NFL Draft. Edelman remains focused on the lessons his father, Frank Edelman, taught him at a young age. "I'm still constantly trying to learn," Edelman told *The Boston Herald*. "My dad always put it in my head, when you're green, you're growing, when you're ripe, you're lost. When you're done learning, you're done."

EDELMAN VERY RECEPTIVE

Julian Edelman has 197 receptions over the last two seasons (2013-14), the third most in the NFL over that time frame.

Player	Receptions
Antonio Brown (Pittsburgh)	239
Demaryius Thomas (Denver)	203
Julian Edelman (Patriots)	197
Andre Johnson (Houston)	194

EDELMAN HITS THE CENTURY MARK

Edelman finished the 2013 season fourth in the NFL with 105 receptions to join Wes Welker (2007-09, 11-12) and Troy Brown (2001) as the only Patriots to reach 100 receptions in a season. Edelman averaged 6.4 receptions per game in 2013. Edelman finished eighth in the NFL in 2014 with 92 receptions despite missing the final two games. He joins Troy Brown and Wes Welker as the only Patriots with consecutive 90-catch seasons.

PATRIOTS PLAYERS WITH 100 RECEPTIONS

Player	Receptions	Season
Wes Welker	123	2009
Wes Welker	122	2011
Wes Welker	118	2012
Wes Welker	112	2007
Wes Welker	111	2008
Julian Edelman	105	2013
Troy Brown	101	2001

EDELMAN ECLIPSES 1,000-YARDS

Edelman finished the 2013 season with 1,056 receiving yards to become the 10th Patriots player to register a 1,000-yard season. He finished the 2014 season with 972 yards despite missing the final two games.

1,000-YARD RECEIVING SEASONS IN PATRIOTS HISTORY

Player	Yards	Season
Wes Welker	1,569	2011
Randy Moss	1,493	2007
Stanley Morgan	1,491	1986
Wes Welker	1,354	2012
Wes Welker	1,348	2009
Rob Gronkowski	1,327	2011
Randy Moss	1,264	2009
Troy Brown	1,199	2001
Wes Welker	1,175	2007
Ben Coates	1,174	1994
Wes Welker	1,165	2008
Terry Glenn	1,147	1999
Terry Glenn	1,132	1996
Rob Gronkowski	1,124	2014
Julian Edelman	1,056	2013
Stanley Morgan	1,029	1981
Irving Fryar	1,014	1991
Harold Jackson	1,013	1979
Randy Moss	1,008	2008
Stanley Morgan	1,002	1979





PATRIOTS OFFENSIVE NOTES

EDELMAN GOES LONG

WR Julian Edelman set a career-high with a 69-yard touchdown in the fourth quarter at San Diego (12/7/14). His previous best was a 56-yard touchdown at the New York Jets on Nov. 22, 2012. Edelman's 69-yard touchdown was the longest of the season for the Patriots. Tom Brady threw a 56-yard touchdown pass to WR Brandon LaFell at Buffalo on Oct. 12.

EDELMAN GOES OVER 100

Edelman finished with eight receptions for a career-high 141 yards at San Diego (12/7/14) for his fifth career 100-yard game and his first of the 2014 season.



GAROPPOLO FIRSTS

Jimmy Garoppolo saw his first game action at Kansas City (9/29/14) and engineered a 7-play, 81-yard drive that included a 37-yard pass to WR Brandon LaFell before he culminated the drive with a 13-yard touchdown pass to TE Rob Gronkowski.



GRAY MATTERS

RB Jonas Gray set a team record with four rushing touchdowns at Indianapolis (11/16/14), his first touchdowns of his career, in his second NFL start. LeGarrette Blount set a Patriots postseason record with four rushing touchdowns vs. Indianapolis in the 2013 AFC Divisional Playoff game.

Most Rushing TDs in a regular Season Game/Patriots

4 Jonas Gray at Indianapolis, Nov. 16, 2014

3 Corey Dillon vs. Detroit, Dec. 3, 2006

3 Curtis Martin vs. Miami, Nov. 3, 1996

3 Mosi Tatupu at LA Rams, Dec. 11, 1983

3 Tony Collins vs. NY Jets, Sept. 18, 1983

3 Sam Cunningham at Buffalo, Oct. 20, 1974

Additionally, Gray tied the team record for most overall TDs in a single game in team history.

Most Touchdowns in a Game/Patriots History

4 Jonas Gray at Indianapolis, Nov. 16, 2014 (4-rush)

4 Randy Moss at Buffalo, Nov. 18, 2007 (4-receiving)

3 25 times in team history

GRAY CAREER DAY

Gray had his first 100-yard day in the NFL after gaining 201 yards on 37 carries for a 5.4-yard average at Indianapolis (11/16/14). He had 14 carries for 100 yards and two touchdowns in the first half alone. Gray is the third Patriots player to reach 200 yards rushing in a game.

MOST RUSHING YARDS IN A GAME/PATRIOTS

212 Tony Collins vs. NY Jets, Sept. 18, 1983

208 Jim Nance vs. Oakland, Oct. 30, 1966

201 Jonas Gray at Indianapolis, Nov. 16, 2014

199 Curtis Martin vs. NY Jets, Sept. 14, 1997

196 Robert Edwards at St. Louis, Dec. 13, 1998

189 LeGarrette Blount vs. Buffalo, Dec. 29, 2013

185 Jim Nancy vs. Buffalo, Sept. 24, 1967

177 Don Calhoun vs. Denver, Nov. 28, 1976

GRAY IN THE (END) ZONE

Gray capped an 11-play, 89-yard drive with his first NFL touchdown on a 4-yard run on the Patriots first offensive drive of the game at Indianapolis (11/16/14). He scored his second touchdown on a 2-yard run in the second quarter. He scored his third touchdown on a 2-yard run in the third quarter and added his fourth touchdown on a 1-yard run in the fourth quarter.

100 YARDS IN EACH HALF

Gray became the first Patriots player to ever have at least 100 yards rushing in each half at Indianapolis (11/21). He gained 100 yards in the first half and 101 yards in the second half. The Patriots have had two other players with 200 yard games - Tony Collins 212 (128 first half, 84 second half) on Sept. 18, 1983 vs. NY Jets and Jim Nance 208 (159 first half, 49 second half) on Oct. 30, 1966 vs. Oakland.

GRAY MAKES HISTORY

Gray is the first NFL player to score his first four career rushing touchdowns in one game since Herb Henderson of the Evansville Crimson Giants in 1921.

MOVING THE CHAINS

Gray had 15 rushing first downs at Indianapolis (11/16/14) to tie an NFL single-game record. Corey Dillon in 1997 with Cincinnati and Edgerrin James in 2000 with Indianapolis also had 15 rushing first downs in a game. Gray set the Patriots team mark, besting 10 rushing first downs by Curtis Martin (two times) and Stevan Ridley (two times).




PATRIOTS OFFENSIVE NOTES

TE ROB GRONKOWSKI

RECEIVING YARDS RECORD

Rob Gronkowski finished the 2011 season with 1,327 receiving yards, surpassing San Diego's Kellen Winslow's 1980 record of 1,290 receiving yards for most receiving yards in a season by a tight end. He is the ninth NFL tight end and the first Patriots tight end with two 1,000-yard seasons.



MOST RECEIVING YARDS BY TIGHT END IN THE NFL

Player	Yards	Year
Rob Gronkowski	1,327	2011
Jimmy Graham (NO)	1,310	2011
Kellen Winslow (SD)	1,290	1980
Tony Gonzalez (KC)	1,258	2004
Todd Christensen (Raiders)	1,247	1983
Jimmy Graham (NO)	1,215	2013
Jackie Smith (STL)	1,205	1967
Tony Gonzalez (KC)	1,203	2000
Pete Retzlaff (PHI)	1,190	1965
Ben Coates (NE)	1,174	1994

MOST RECEIVING YARDS BY A PATRIOTS TIGHT END

Player	Yards	Year
Rob Gronkowski	1,327	2011
Ben Coates	1,174	1994
Rob Gronkowski	1,124	2014
Ben Coates	915	1995
Aaron Hernandez	910	2011
Marv Cook	808	1991
Don Hasselbeck	808	1981

MOST RECEPTIONS BY A PATRIOTS TIGHT END

Player	Rec.	Year
Ben Coates	96	1994
Rob Gronkowski	90	2011
Ben Coates	84	1999
Rob Gronkowski	82	2014
Marv Cook	82	1991

BRADY TO GRONK ON REPEAT

THE MOST TD CONNECTIONS BETWEEN A QB AND A TE IN NFL HISTORY

Quarterback	Tight End	Team	TD Connections
Philip Rivers	Antonio Gates	San Diego	72
Tom Brady	Rob Gronkowski	New England	53
Drew Brees	Jimmy Graham	New Orleans	51
Drew Bledsoe	Ben Coates	New England	45
Peyton Manning	Dallas Clark	Indianapolis	44
Sonny Jurgensen	Jerry Smith	Washington	43
Dan Fouts	Kellen Winslow	San Diego	41
John Elway	Shannon Sharpe	Denver	41

GRONKOWSKI JOINS ELITE TE CLUB

Rob Gronkowski has eclipsed 1,000 yards receiving and 10+ touchdowns for the second time in his career, joining Jimmy Graham as the only other tight end in NFL history with two 1,000-yard and double-digit TD seasons.

TIGHT ENDS WITH TWO 1,000-YARD RECEIVING AT 10+TD SEASONS

Player	Team	Season	Rec. Yards	Touchdowns
Rob Gronkowski	NE	2011	1,327	17
Jimmy Graham	NO	2011	1,310	11
Jimmy Graham	NO	2013	1,215	16
Rob Gronkowski	NE	2014	1,124	12

300 RECEPTIONS FOR GRONK

TE Rob Gronkowski reached 300 career receptions and now has 308 receptions. He is the ninth Patriots player to reach 300 career receptions. Gronkowski is ninth on the Patriots reception list. WR Deion Branch is eighth with 328 receptions.

SPECIAL CONNECTION

Rob Gronkowski and Tom Brady have connected on 53 touchdown passes, for the most touchdown connections in Patriots history.

THE MOST TD CONNECTIONS IN PATRIOTS HISTORY

Quarterback	Player	TD Connections
Tom Brady	Rob Gronkowski	53
Drew Bledsoe	Ben Coates	45
Tom Brady	Randy Moss	39
Steve Grogan	Stanley Morgan	39

GRONKOWSKI IS STREAKING

Gronkowski has caught at least one pass in all 65 regular-season games that he has played in his career. The only game that Gronkowski has played in at the NFL level where he did not have at least one reception was the 2012 AFC Divisional Playoff game vs. Houston when he left the game in the first quarter with an injury.

LONGEST CURRENT STREAKS OF CONSECUTIVE GAMES WITH A RECEPTION BY TIGHT ENDS

103 Jason Witten (Dallas)
103 Owen Daniels (Houston/Baltimore)
97 Heath Miller (Pittsburgh)
65 Rob Gronkowski (New England)

TIGHT END TD RECORD I

Gronkowski set an NFL record for most touchdowns by a tight end with 18 overall touchdowns in 2011 (17 receiving and 1 rushing). In addition to his 17 touchdown receptions, Gronkowski scored on a lateral in the third quarter vs. Indianapolis (12/4/11), credited as his first career rushing play.

MOST TOTAL TDs BY A TIGHT END IN A SINGLE NFL SEASON

18	Rob Gronkowski	NE	2011	(17 pass, 1 rush)
16	Jimmy Graham	NO	2013	(16 pass)
13	Vernon Davis	SF	2013	(13 pass)
13	Vernon Davis	SF	2009	(13 pass)
13	Antonio Gates	SD	2004	(13 pass)

MOST TD RECEPTIONS BY A TIGHT END IN A SINGLE NFL SEASON

17	Rob Gronkowski	NE	2011
16	Jimmy Graham	NO	2013
13	Vernon Davis	SF	2013
13	Vernon Davis	SF	2009
13	Antonio Gates	SD	2004



PATRIOTS OFFENSIVE NOTES

FIRST TIGHT END TO SCORE A RUSH TD

Gronkowski scored a 2-yard touchdown on a lateral from Tom Brady in the third quarter vs. Indianapolis (12/4/11), becoming the first tight end in Patriots history to score a rushing touchdown. Gronkowski is the first NFL tight end to score a rushing touchdown since Tennessee's Bo Scaife had a 31-yard scoring run against Baltimore on Nov. 12, 2006. He is the first tight end since the 1970 merger to have two receiving touchdowns and a rushing touchdown in the same game.



DIVIDE AND GRONK-ER

Rob Gronkowski has 55 career touchdowns overall (54 receiving, 1 rushing), which ranks second in team history to the 68 total touchdowns by Stanley Morgan. He stands alone with the most TDs by a Patriots tight end.

MOST CAREER TOUCHDOWNS BY A PATRIOTS PLAYER

Player	Touchdowns
1. Stanley Morgan	68 (67 rec, 1 ret)
2. Rob Gronkowski	55 (54, rec, 1 rush)
3. Ben Coates	50
4. Randy Moss	50
5. Sam Cunningham	49
6. Jim Nance	46
7. Tony Collins	44

MOST TOUCHDOWN RECEPTIONS BY A PATRIOTS PLAYER

Player	Touchdowns
1. Stanley Morgan	67
2. Rob Gronkowski	54
2. Ben Coates	50
2. Randy Moss	50

MOST RECEIVING TOUCHDOWNS BY A PATRIOTS TIGHT END

Player	TD	Years
Rob Gronkowski	54	2010-Present
Ben Coates	50	1991-99
Russ Francis	28	1975-80, 87-88
Ben Watson	20	2004-09

TIGHT END TD RECORD II

Gronkowski became the first tight end in NFL history to have three consecutive 10-plus touchdown seasons (10 in 2010, 18 in 2011 and 11 in 2012). He also became the first tight end in NFL history with four seasons of 10 touchdowns after catching his 10th touchdown pass of the 2014 season at San Diego on Dec. 7, 2014. Antonio Gates reached four seasons with 10-touchdowns after recording his 10th touchdown the following week.

NFL TIGHT ENDS WITH MOST 10-PLUS TOUCHDOWN SEASONS

Rob Gronkowski	4	10 in 2010, 18 in 2011, 11 in 2012 and 12 in 2014
Antonio Gates	4	(13 in 2004, 10 in 2005, 10 in 2010 and 12 in 2014)
Tony Gonzalez	3	
Jimmy Graham	3	
Dallas Clark	2	
Vernon Davis	2	
Shannon Sharp	2	
Wesley Walls	2	
Julius Thomas	2	

GRONKOWSKI REACHES CAREER MILESTONE

Rob Gronkowski reached 50 career touchdown receptions in his 59th career regular-season game to tie Randy Moss for the second-fastest player in NFL history to reach 50 touchdown receptions. Pro Football Hall of Famer Lance Alworth (54 games) is the fastest player in NFL annals to reach the milestone. Gronkowski also surpassed the record for fewest games by a tight end to reach 50 career touchdown catches.

NFL RECORD / FEWEST GAMES TO REACH 50 TOUCHDOWN CATCHES

Player	Games to reach 50 TD Rec.
Lance Alworth	54
Rob Gronkowski	59
Randy Moss	59
Jerry Rice	61
Tommy McDonald	63
Bob Hayes	66



PATRIOTS OFFENSIVE NOTES

FASTEST TE TO 50 TD

Gronkowski recorded his 50th career touchdown reception in his 59th career game - 33 games (or two full seasons) earlier than the next fastest tight end. Antonio Gates reached 50 touchdown receptions in 92 games. Additionally, Gronkowski is the fifth player in NFL history to have 50 or more touchdown catches in his first five seasons, joining Jerry Rice, Randy Moss, Lance Alworth and Andre Rison.

THREE STRAIGHT 10-TD SEASONS

Gronkowski had three straight 10-touchdown seasons (10 in 2010, 18 in 2011 and 11 in 2012). Gronkowski joins Randy Moss (2007, 2008 and 2009) and Corey Dillon (2004, 2005, 2006) as the only Patriots with three straight 10-plus touchdown seasons. He is the first Patriots with four 10-plus touchdown seasons overall after reaching 12 touchdowns in 2014.

CONSECUTIVE 10-PLUS TD SEASONS / PATRIOTS HISTORY

3 Rob Gronkowski - 2010, 2011, 2012

3 Randy Moss - 2007, 2008, 2009

3 Corey Dillon - 2004, 2005, 2006

2 BenJarvus Green-Ellis - 2010, 2011

2 Curtis Martin - 1995, 1996

MOST 10-PLUS TOUCHDOWN SEASONS / PATRIOTS HISTORY

4 Rob Gronkowski - 2010, 2011, 2012 and 2014

3 Randy Moss - 2007, 2008, 2009

3 Corey Dillon - 2004, 2005, 2006

2 BenJarvus Green-Ellis - 2010, 2011

2 Curtis Martin - 1995, 1996

2 Stanley Morgan - 1979, 1986

DOUBLE-DIGIT TD SEASONS

Gronkowski is the first tight end in NFL history to have three straight 10-plus touchdown seasons.

CONSECUTIVE 10-PLUS TD SEASON BY A TE/NFL HISTORY

3 Rob Gronkowski 10 in 2010, 18 in 2011, 11 in 2012

2 Antonio Gates 13 in 2004 and 10 in 2005

FASTEST TO 20 TDS

Gronkowski reached the 20-touchdown mark in just 26 career games, the fewest games among tight ends in NFL history.

TEs TO REACH 20 TD REC. IN THE FEWEST GAMES

Player	Team	Games to 20 TD catches
Rob Gronkowski	Patriots	26
Mike Ditka	Chicago	31
Kellen Winslow	San Diego	35
Antonio Gates	San Diego	37

GRONKOWSKI REACHES 1,000 YARDS

Rob Gronkowski reached 1,000 yards on a 34-yard reception in the third quarter vs. Miami (12/14/14) and finished the year with 1,124 receiving yards, tops among NFL tight ends. It is his second career 1,000-yard season. He had an NFL tight end record of 1,327 yards in 2011. Gronkowski is the first New England tight end to record two 1,000-yard seasons and the ninth NFL tight end with at least two career 1,000-yard seasons

NFL TIGHT ENDS WITH AT LEAST TWO 1,000-YARD SEASONS

Tony Gonzalez	4
Jason Witten	4
Kellen Winslow, Sr.	3
Shannon Sharpe	3
Todd Christensen	3
Rob Gronkowski	2
Antonio Gates	2
Jimmy Graham	2
Ozzie Newsome	2

MOST TD CATCHES BY A PATS TE

MOST TD CATCHES IN A SEASON BY A PATRIOTS TE

Player	Year	Rec	Yds	Avg	Lg	TD
Rob Gronkowski	2011	90	1327	14.7	52t	17
Rob Gronkowski	2014	82	1,124	13.7	46t	12
Rob Gronkowski	2012	55	790	14.4	41	11
Rob Gronkowski	2010	42	546	13	28	10
Ben Coates	1996	62	682	11	84t	9

Gronkowski finished the 2011 season with 90 receptions, posting the 15th season with 90 or more receptions by a tight end in NFL history

SECOND TO ONE

Gronkowski finished the 2011 season with 18 overall touchdowns (17 receiving, 1 rushing), passing Curtis Martin (17 overall in 1996) for the second highest single-season total in Patriots history.

PATRIOTS RECORD BOOK / MOST TOUCHDOWNS IN A SEASON

Player	Season	TDs
Randy Moss	2007	23
Rob Gronkowski	2011	18
Curtis Martin	1996	17

FINDING A WAY TO SCORE

Rob Gronkowski has the highest touchdown per reception percentage in NFL history among players with at least 200 receptions and 50 touchdowns since the 1970 merger.

Player, Team	Rec	TD	Pct.
Rob Gronkowski, New England	308	54	17.5
Mike Quick, Philadelphia	363	61	16.8
Wesley Walker, New York Jets	438	71	16.2
Randy Moss, MIN, OAK, NE, TEN, SF	982	156	15.9



PATRIOTS OFFENSIVE NOTES

SCORING EARLY AND OFTEN

Gronkowski has 55 touchdowns in 65 career games through four-plus seasons, averaging 0.846 touchdowns per game, which is good for the eighth highest touchdown per game rate in NFL history.

MOST TDS PER GAME (MIN: 50 GAMES)

Player	TDs	Games	Rate
Jim Brown	126	118	1.068
LaDainian Tomlinson	162	170	0.953
Steve Van Buren	77	83	0.928
Shaun Alexander	112	123	0.911
Don Hutson	105	116	0.905
Arian Foster	65	72	0.903
Adrian Peterson	91	104	0.875
Rob Gronkowski	55	65	0.846

ALL-PURPOSE PLAYER

In 2011, Gronkowski became the second tight end in NFL history to rush for a touchdown, catch a touchdown, record a tackle and return a kickoff in the same season. Bo Scaife was the first to accomplish the feat in 2006 with Tennessee.

FASTEST TO 40 TOUCHDOWNS

Gronkowski scored his 40th touchdown reception on a 9-yard pass from Tom Brady at Carolina on Nov. 18, 2013 in his 47th NFL game, becoming the fastest tight end to reach 40 touchdowns.

FASTEST TO 40 TOUCHDOWNS RECEIVING/ TIGHT END

Player	Games to 40 touchdown receptions
Rob Gronkowski (NE)	47 Games
Jimmy Graham (NO)	61 Games
Antonio Gates (SD)	71 Games
Jerry Smith (WAS)	76 Games
Kellen Winslow SR. (SD)	92 Games
Dallas Clark (IND)	96 Games
Tony Gonzalez (KC)	101 Games

MOST TDS SINCE 2010

Gronkowski's 54 touchdown receptions since the start of the 2010 season are second behind with Dez Bryant (56) for most in the NFL. Gronkowski's 55 overall touchdowns are fourth since 2010, behind Arian Foster (62), Marshawn Lynch (62) and Dez Bryant (58).

MOST TOUCHDOWN RECEPTIONS SINCE 2010

Player	Touchdowns
Dez Bryant	56
Rob Gronkowski	54
Calvin Johnson	53
Jimmy Graham	51

MOST TOUCHDOWNS RECEPTIONS BY A TIGHT END SINCE 2010

Player	Touchdowns
Rob Gronkowski	54
Jimmy Graham	51
Antonio Gates	40
Vernon Davis	33
Jason Witten	30
Tony Gonzalez	29
Greg Olsen	27

END ZONE DOUBLE DOWN

Gronkowski's seven games with two or more touchdowns in 2011 are an NFL record for a tight end. Antonio Gates (San Diego in 2004) and Jerry Smith (Washington in 1967) each had four two-touchdown games. Gronkowski has 12 such games in his NFL career.

MOST GAMES WITH 2+ TD RECEPTIONS/SEASON

8	Randy Moss (Patriots)	2007
7	Rob Gronkowski (Patriots)	2011
7	Cris Carter (Minnesota)	1995
7	Jerry Rice (San Francisco)	1987

GRONKOWSKI HAS 15 CAREER 100-YARD GAMES

Gronkowski registered his 15th career 100-yard game and his third of the 2014 season in the win vs. Denver (11/02/14). He has the team mark for the most 100-yard games by a tight end.

MOST 100-YARD GAMES BY A PATRIOTS TIGHT END

Player	100-Yard Games
Rob Gronkowski	15
Ben Coates	9

ALL IN THE FAMILY

Gronkowski grew up playing football against his brothers in the backyard. Two of his brothers have NFL playing experience. Dan Gronkowski, finished the 2011 season with Cleveland after spending part of the season with the Patriots. He also spent time with Detroit (2009) and Denver (2010). Chris was with San Diego in 2013 after spending 2012 with Denver, 2010 with Dallas and 2011 with Indianapolis. The Gronkowskis are among 23 different sets of three brothers to have played in the NFL and join nine other families with at least three brothers in the NFL playing at the same time.

Family	Brothers	Yr. in NFL at Same Time
Gronkowski	Rob, Dan, Chris	2010-2011
Baldinger	Brian, Gary, Rich	1986-88, 90-92
Browner	Joey, Keith, Ross	1984-87
Olsen	Merlin, Phil, Orrin	1976
Saul	Rich, Bill, Ron	1970
Richardson	Gloster, Tom, Willie	1969
Rooney	Bill, Cobb, Joe	1924-27
Kinderdine	Hobby, Shine, Walt	1924
Nesser	Al, Frank, Fred, John, Phil, Ted	1921

IN GOOD COMPANY

In 2011, Rob Gronkowski joined Dallas Clark, Jimmy Graham, Tony Gonzalez and Todd Christiansen, as the only tight ends in NFL history with 90-plus receptions, 1,000-plus yards and 10-plus touchdown receptions in a single season.

TIGHT ENDS WITH 90-PLUS RECEPTIONS, 1000-PLUS YARDS AND 10-PLUS TOUCHDOWNS IN A SEASON

Player	Rec.	Yards	TDs	Year
Rob Gronkowski (NE)	90	1,327	17	2011
Jimmy Graham (NO)	99	1,310	11	2011
Dallas Clark (IND)	100	1,106	10	2009
Tony Gonzalez (KC)	96	1,058	10	2008
Todd Christensen (LAR)	92	1,247	12	1983



PATRIOTS OFFENSIVE NOTES

WR BRANDON LAFELL

LAFELL FINDS THE END ZONE

WR Brandon LaFell scored his first touchdown with the Patriots on a 44-yard touchdown pass from Tom Brady in the third quarter at Kansas City (9/29/14).

HITTING THE CENTURY MARK

LaFell finished the game against Kansas City (9/29/14) with six receptions for 119 yards for his first 100-yard day as a Patriot and the third 100-yard day of his career. He had his fourth career 100-yard day vs. Chicago (10/26), setting a career-high with 11 receptions for 124 yards.

TWICE AS NICE

WR Brandon LaFell scored two touchdowns on an 18-yard pass and a 56-yard pass in the fourth quarter at Buffalo on Oct. 12, 2014. It was his second two-touchdown game of his career. He had two touchdowns with Carolina vs. the New York Giants on Sept. 22, 2013. He added his third two-touchdown game at Green Bay on Nov. 30.

CAREER DAY FOR LAFELL

Brandon LaFell had 11 receptions for 124 yards vs. Chicago (10/26/14), setting career highs in each category. LaFell's 11 topped his previous career high of seven receptions last season for Carolina when they played New England on Nov. 18, 2013. His 124 yards topped his previous career high of 119 yards, set at Kansas City on Sept. 29, 2014.

LAFELL REWRITES PERSONAL RECORD BOOK

Brandon LaFell set career high season marks in receptions, yards and touchdowns in 2014. He finished the 2014 season with 74 receptions for 953 yards and seven touchdowns. LaFell's previous high in receptions was 49 in 2013, his previous best in yards was 677 in 2012 and his previous best in touchdowns was five in 2013.

WR MATTHEW SLATER

LIKE FATHER LIKE SON

Matthew Slater is one of 10 sons of Hall of Fame members to be drafted in NFL history.

HALL OF FAME FATHERS WITH SONS DRAFTED IN THE NFL

Jackie Slater (class of 2001) - son, Matthew Slater (NE)

Bobby Bell (class of 1983) - son, Bobby Bell (NYJ)

Tony Dorsett (class of 1994) - son, Anthony Dorsett (HOU)

Bob Griese (class of 1990) - son, Brian Griese (DEN)

Russ Grimm (class of 2010) - son, Cody Grimm (TB)

Howie Long (class of 2000) - son, Chris Long (STL)

son, Kyle Long (CHI)

Bruce Matthews (class of 2007) - son, Jake Matthews (ATL)

Don Shula (class of 1997) - son, Mike Shula (TB)

Kellen Winslow (class of 1995) - son, Kellen Winslow (CLE)

ALL-STAR COMBINATION

Matthew Slater was voted to his fourth straight Pro Bowl in 2014. His father, Jackie Slater, went to seven Pro Bowls. The Slater family's 11 combined Pro Bowls are the second most among father-son contingents to have been voted to at least one Pro Bowl each.

MOST FATHER AND SON PRO BOWL SELECTIONS

<u>Players</u>	<u>Pro Bowls</u>
Archie (2), Peyton (14) and Eli Manning (3)	19
Jackie (7) and Matthew Slater (4)	11

SLATER'S EMERGENCE WAS SPECIAL

Bill Belichick acknowledged Matthew Slater's role as a gunner on special teams: "Matt is one of the best in the league," Belichick said. "Any time the punt return team has to double somebody, that makes it one less guy they can use somewhere else in the return. He almost always draws two guys out there unless they're in an eight-man rush. Most of the time, there's two guys out there — fourth-and-short, where they're trying to protect the box — but he draws a lot of double teams, and deservedly so. He does an outstanding job of covering punts."



PATRIOTS OFFENSIVE NOTES

ELECTED TEAM LEADER

Patriots wide receiver Matthew Slater has been named to four straight Pro Bowls (2011-14) for his special teams work, but perhaps more revealing of his value to New England is the fact that he was elected a captain by his teammates for the fourth straight season in 2014.

The special teams ace was willing to share his advice on being a great captain with high school football players in a story published by *The Boston Globe*. "I think first and foremost, you have to be able to put others before yourself. Being a captain and leadership is about serving, and to me, that means a great deal of sacrifice – putting aside personal agendas for the greater common goal. Leadership is equated with sacrifice. I think you have to be willing to do whatever it takes for the unit to succeed. I think you need to lead by example. A lot of times, it's about what you do, not what you say."

SLATER ON BILL BELICHICK

"Guys have really bought into what we're trying to do here and believing in the goals that we've set to accomplish. We try not to acknowledge all the noise and hype surrounding ballgames. We prepare ourselves to have success by the way we work day-in and day-out on the field and in the meeting room, but it definitely starts with our leadership on this team."



FIRST NFL TD

WR Brian Tyms scored his first NFL touchdown on a 43-yard reception from Tom Brady in the win at Buffalo (10/12/14). He entered the game with two career receptions for 12 yards in seven games. In total for 2014, Tyms had all five recpetions for 82 yards, all coming against the Bills.



NATE SOLDER MAKES A GOOD CHOICE

It only took a day for Nate Solder to decide to change from his lifelong position of tight end to tackle after playing his freshman year at Colorado as a tight end. "My coaches came to me and said, 'You'd be an all right tight end, but you'd be an even better tackle,'" he told the *Boston Globe*. "I've always wanted to be great, so that's why I moved to tackle."

He added over 30 pounds after his redshirt freshman season and was named the team's starting left tackle. He played in 2,540 of 2,542 offensive plays over the next three seasons at Colorado and became an immediate contributor on the Patriots offensive line at right tackle as a rookie before moving to left tackle.



RYAN WENDELL LEADS THE NFL IN PLAY SNAPS IN 2012

Ryan Wendell played a league-high 1,249 snaps in 2012 and it helped earn him a spot on the *USA Today* All-Joe team. Said Wendell: "I think first it says a lot about the organization, our training staff and our strength training coaches, that they do everything they can all season and all off-season and during the spring to keep us healthy throughout the whole season. I think it says more about them than it does about me individually."



PATRIOTS DEFENSIVE NOTES

LB JAMIE COLLINS

JAMIE COLLINS' JOURNEY



The road to the NFL has been anything but easy for linebacker and 2013 second-round draft pick Jamie Collins. The youngest of five siblings growing up in Meadville, Miss., Collins lost both of his parents when he was six years old and was raised by one of his sisters, who was in her mid 20s.

Collins turned to football as an outlet to help him through the tough times. "It means a lot. It's my living," Collins told *The Boston Herald*. "It kept me on track." Collins' resiliency in dealing with adversity has made a lasting impact on fellow Mississippi native Stevan Ridley, who grew up 30 miles west of Meadville in Natchez, Miss., and got to know Collins through a family friend. "What I've known about him, he really has been a strong person," Ridley told the *Herald*. "Anybody that's gone through the things that he's gone through and can still find a way to be successful on the football field, you have to be mentally tough. That's what he's kind of done as a teammate here. He's come in here and accepted his role and did a pretty good job as a rookie."

COLLINS RECORDS FIRST INT

LB Jamie Collins intercepted a Kyle Orton pass in the win at Buffalo (10/12/14), marking his first regular-season interception. He had his second of the year at the Jets on Dec. 21, 2014. His first career pick came in the 2013 AFC Divisional Playoff vs. Indianapolis (1/11/14).

COLLINS' FIRST TWO-SACK GAME

LB Jamie Collins registered his first NFL two-sack game with a 9-yard sack in the first quarter and a 9-yard sack in the second quarter against San Diego (12/7/14). It was the fourth time in 2014 that a Patriots player had a multiple sack game. LB Dont'a Hightower had two sacks at Minnesota (9/14), DE Chandler Jones had two sacks at Minnesota (9/14) and DL Rob Ninkovich had three sacks at Buffalo (10/12).

TEAM LEADER

Collins had a standout second season in 2014. He led the team in total tackles (109), forced fumbles (4) and fumble recoveries (2), and tied for the team lead in interceptions (2).

LB DONT'A HIGHTOWER

WEARING BRUSCHI'S JERSEY #54

As a first round draft pick, Dont'a Hightower is used to high expectations. Hightower went to training camp with jersey #45 but was switched to jersey #54 prior to the start of his rookie year in 2012. Former LB Tedy Bruschi wore #54 for 13 seasons.

Hightower understands the importance of the number and hopes to live up to its legacy. "I definitely feel honored to be able to wear this number," Hightower said. "I've read that Tedy didn't want it to be retired and he hoped another



linebacker would come in and be able to wear this number and be able to play as well. I feel honored. Tedy was a great player, and he means a lot to this organization. I'm definitely proud to be able to wear this number."

HIGHTOWER HAS A CAREER FIRST

LB Dont'a Hightower registered his first career two-sack game at Minnesota (09/14/14).

HIGHTOWER SETS CAREER HIGH


LB Dont'a Hightower registered a 9-yard sack of Green Bay QB Aaron Rodgers (11/30/14) in the second quarter to set a career high with 4½ sacks in 2014. He finished the year with 6.0. His previous best was four sacks as a rookie in 2012.



PATRIOTS DEFENSIVE NOTES

DE CHANDLER JONES

FOLLOWING IN BROTHERS' FOOTSTEPS



Chandler Jones has two brothers, Arthur, a fifth-round NFL Draft selection by the Baltimore Ravens in 2010 (currently with the Indianapolis Colts), who was a Syracuse defensive tackle, and Jon "Bones" Jones, a UFC fighter and the former Lightweight Champion.

RACKING UP SACKS

Chandler Jones reached a career high with 11½ sacks in 2013. He had six sacks as a rookie in 2012 and had six sacks in 2014.

MOST SACKS IN THE FIRST THREE SEASONS/PATRIOTS HISTORY

Player	Seasons	Sacks
Garin Veris	1985-87	28.0 (10.0, 11.0, 7.0)
Andre Tippett	1982-84	27 (0, 8.5, 18.5)
Willie McGinest	1994-96	25 (4.5, 11, 9.5)
Chandler Jones	2012-14	23.5 (6.0, 11.5, 6.0)
Chris Slade	1993-95	22.5 (9.0, 9.5, 4.0)
Brent Williams	1993-95	20 (7.0, 5.0, 8.0)

JONES PILED UP SACKS IN 2013

Jones finished the 2013 season with 11½ sacks on the year. The Patriots have now had a player finish with 10 or more sacks in a season 15 times in team history.

PATRIOTS 10-PLUS SACK SEASONS

Sacks	Player	Year
12.0	Tony McGee	1977
10.0	Bobby Hamilton	1977
11.5	Tony McGee	1978
10.5	Tony McGee	1979
18.5	Andre Tippett	1984
16.5	Andre Tippett	1985
10.0	Garin Veris	1985
11.0	Garin Veris	1986
12.5	Andre Tippett	1987
11.0	Willie McGinest	1995
12.5	Mike Vrabel	2007
10.0	Tully Banta-Cain	2009
10.0	Mark Anderson	2011
10.0	Andre Carter	2011
11.5	Chandler Jones	2013

MULTIPLE SACKS FOR JONES

Jones finished with his fifth career two-sack game at Minnesota [09/14/14]. He had three two-sack games in 2013.

JONES ACHIEVES TRIFECTA

DL Chandler Jones blocked a second-quarter Minnesota (9/14/14) 48-yard field goal attempt, recovered the loose ball and returned it 58 yards for a touchdown. It was the fifth blocked field goal returned for a touchdown in Patriots history and the first returned for a touchdown since S Patrick Chung blocked a field goal attempt that was returned 35 yards for a touchdown by DB Kyle Arrington at Miami on Oct. 4, 2010. It is the second field goal block by Jones. He blocked a 39-yard attempt vs. Miami on Oct. 27, 2013. It was Jones' second career touchdown. He recovered an errant shotgun snap squibbed into the end zone at Baltimore on Dec. 22, 2013.

DEFENSIVE PLAYER OF THE WEEK

Chandler Jones was named AFC Defensive Player of the Week for his performance in the Patriots' 30-7 victory at Minnesota on Sept. 14, 2014. It was the first time in Jones' career that he has received an AFC Player of the Week honor. He was named AFC Defensive Player of the Month for November last season and NFL Defensive Rookie of the Month in September 2012.

Jones blocked a 48-yard field goal attempt and returned it 58 yards for a touchdown to give New England a 24-7 halftime lead at Minnesota (9/14). He also finished the game with eight total tackles and his fifth career two-sack game.

The last time the Patriots earned an AFC Defensive Player of the Week honor was Week 10 of the 2011 season when Andre Carter tied a team record with four sacks at N.Y. Jets (11/13/11).



THIRD TEAM'S A CHARM

Chris Jones had an early introduction to failure in the NFL. Taken behind 37 other defensive linemen in the 2013 NFL Draft, the defensive tackle was cut by two teams over a span of just 11 days. After selecting him in the sixth round with the 198th overall pick, the Houston Texans cut Jones on Aug. 31. Jones signed with the Tampa Bay Buccaneers on Sept. 1, but lasted only 10 days, as the Buccaneers released him on Sept. 10. Rather than be deterred by these early disappointments, however, Jones maintained a positive outlook when he signed with the Patriots on Sept. 11, and it has paid off in a big way. Thrust into a starting role after key injuries to the defensive line, Jones finished his rookie season with six sacks.

Jones' sudden success may have come as a surprise to some, but not to Dave Clawson, Jones' college coach at Bowling Green. Jones was part of Clawson's first recruiting class and blossomed into an All-American and two-time captain for the Falcons. "It's hard to talk about Chris without getting a little bit emotional," Clawson told the *The Boston Herald*, "because he was that special of a player and person in our program."

JONES SAVES THE DAY; EARNS AFC HONORS

Chris Jones blocked a 58-yard field goal attempt by the Jets on the final play of the game to preserve New England's 27-25 win (10/16/14). It was the first blocked field goal for the Patriots since Chandler Jones blocked a 48-yard try by Minnesota's Blair Walsh earlier this season. He was named AFC Special Teams Player of the Week for his performance in the victory.



PATRIOTS DEFENSIVE NOTES

DB DEVIN McCOURTY

DOUBLE TROUBLE: DB DEVIN McCOURTY

After being selected by the Patriots in the first round of the 2010 NFL Draft, DB Devin McCourty became part of a select group in league history. McCourty's identical twin brother, Jason, is a cornerback with Tennessee, selected in the sixth round of the 2009 NFL Draft. The two are the 12th set of twins to play in the NFL. Devin redshirted for the 2005 season and therefore was a year behind his brother in eligibility. McCourty is the second twin to suit up for the Patriots, after CB Kato Serwanga was a member of the team from 1998-2000. His twin brother, Wasswa, played for San Francisco and Minnesota from 1999-2001. According to McCourty's mother, the two can only be told apart by tiny scars on their faces left by chickenpox. The McCourty twins are one of two active sets of twins playing in the NFL.

[Current Twins Playing in the NFL](#)

Devin (NE) and Jason McCourty (TEN)

Maurkice (PIT) and Mike Pouncey (MIA)

McCOURTY GOES LONG

Devin McCourty had a 104-yard kickoff return for a touchdown vs. N.Y. Jets (10/21/12), the second longest kickoff return in team history. Ellis Hobbs has the longest in team history with a 108-yard return for a touchdown at N.Y. Jets on Sept. 9, 2007. He was named AFC Special Teams Player of the Week for his performance.

[Longest Kickoff return in Patriots History](#)

Ellis Hobbs 108TD at New York Jets (9-9-07)

Devin McCourty 104TD vs. New York Jets (10-21-12)

IN GOOD COMPANY

Devin McCourty earned Associated Press All-Pro Second Team honors at safety in 2013. He also earned Second Team All-Pro Honors as a rookie in 2010 when he played cornerback. McCourty joins Pro Football Hall of Famers Rod Woodson and Ronnie Lott as the only NFL players to earn All-Pro honors at both safety and cornerback.


McCOURTY REGISTERS CAREER LONG

DB Devin McCourty returned a first quarter interception 60 yards to the Minnesota (09/14/14) 1-yard line to set up a Patriots touchdown. It is the longest interception return of his career. He had a 50-yard return as a rookie in 2010 at Detroit (11/25) on Thanksgiving Day.

DE ROB NINKOVICH

A NOSE FOR THE FOOTBALL

Ninkovich has more opponent fumble recoveries (13) over the last five seasons (2010-2014) than any other NFL player. J.J. Watt is second during that time with 11 opponent fumble recoveries.



CAREER DAY IN BUFFALO

Ninkovich finished with a three-sack game for the first time in his career in the win at Buffalo (10/12/14), to add to two two-sack performances vs. Miami (1/2/11) and at Carolina (11/18/13).

WHERE DID HE COME FROM?

Rob Ninkovich's journey to the Patriots was not easy. He entered the league as a fifth-round pick by the Saints in 2006 and was waived four times by New Orleans and Miami before landing in New England on Aug. 2, 2009. He spent the 2009 offseason trying to make the New Orleans team as a long snapper. Before coming to the Patriots, he had appeared in just eight games over three seasons. He doubled that total in his first year in New England, appearing in 15 games in 2009 and his role on the team has grown since, earning a starting role at linebacker in 2010 and 2011 before moving to a starting role on the defensive line in 2011.

CRAZY EIGHTS

Ninkovich raised his 2014 total to a team-high of 8.0 sacks in 2014. Ninkovich has had at least 8.0 sacks in three consecutive seasons (8.0 in 2012, 8.0 in 2013 and 8.0 in 2014), becoming the first Patriots player to have at least 8.0 sacks in three consecutive seasons since Pro Football Hall of Famer Andre Tippett achieved the feat from 1985-87 (1985, 16 1/2, 1986, 9 1/2 and 1987, 12 1/2).

NINKOVICH SCORED AS A TE IN COLLEGE

Ninkovich played some at tight end in college at Purdue and caught two touchdown passes with a 2-yard touchdown pass from Buffalo QB Kyle Orton and a 1-yard touchdown pass from former New York Giants and Indianapolis QB Curtis Painter.



PATRIOTS DEFENSIVE NOTES

DB LOGAN RYAN AND DB DURON HARMON

CLASSMATES REUNITE IN NEW ENGLAND

Defensive backs Logan Ryan and Duron Harmon are used to working together. Ryan and Harmon began their college football careers together as members of the same recruiting class at Rutgers University and developed a close friendship during their four years in Piscataway, N.J. As fate would have it, Ryan and Harmon would begin their NFL journeys together as well when the Patriots selected the two defensive backs just eight picks apart in the third round of the 2013 NFL Draft.

Reunited once again, the former Scarlet Knights are excited and eager to make their mark, just as they did at Rutgers. "We talked before the draft and said how good it would be to play on the same team again, and for it to happen again, it's exciting and it's a blessing," Harmon told *The Boston Globe*. "It's great [we're contributing], because at the end of the day you want to play, and to contribute to a team like this, it's fun."

RYAN'S FIRST PICK FOR SIX

Ryan returned his first NFL interception 79 yards for a touchdown N.Y. Jets on Oct. 20, 2013. The last Patriots player to return their first career interception for a touchdown was Kyle Arrington in 2010. The last rookie Patriots player to return their first career interception for a touchdown was James Sanders in 2005:

PATRIOTS PLAYERS TO RETURN THEIR FIRST CAREER INT FOR A TD

Season	Player	INT TD Yds
2013	Logan Ryan	79
2010	Gary Guyton	59
2010	Kyle Arrington	36
2005	James Sanders	39
2003	Asante Samuel	55
1999	Andy Katzenmoyer	59
1996	Willie McGinest	46
1992	Chris Singleton	82
1967	John Charles	35
1963	Jim Hunt	78
1961	Don Webb	27

RYAN RETURNS... TO SCHOOL

When Logan Ryan decided to leave Rutgers and enter the NFL Draft after his redshirt junior season in 2012, he made a promise to his parents that after his rookie year, he would return to school and earn his degree.

Ryan kept his promise and graduated in the spring of 2014 with a degree in labor relations and a minor in psychology.

"I committed to Rutgers, not only as a football player, but as a student, so I was going to make sure I finished that end too," Ryan told NJ.com.

"It's a big accomplishment in my life. I held my word to my parents and stuck with it and I'm fortunate. It took a lot of work, but I was able to go back and finish and walk in graduation."

FIRST NFL SACK RESULTS IN TURNOVER

Ryan forced a fumble on his first NFL sack vs. Miami (10/27/13), a week after returning his first career interception for a touchdown. Ryan strip-sacked Ryan Tannehill, forcing a fumble recovered by Rob Ninkovich that led in to a touchdown. The play marked the second time in as many weeks that a Ryan turnover led to Patriots points.





PATRIOTS SPECIAL TEAMS NOTES

K STEPHEN GOSTKOWSKI

FRANCHISE SCORING LEADER

K Stephen Gostkowski became the Patriots all-time leader in points, passing Adam Vinatieri (1,158), in the win vs. Miami (12/14/14). Gostkowski entered the game needing five points to take the lead and reached the milestone on a 35-yard field goal in the third quarter. Gostkowski now has 1,179 total points.

Player	Points
Stephen Gostkowski	1,179
Adam Vinatieri	1,158
Gino Cappelletti	1,130



NFL POINTS LEADER IN 2014

Stephen Gostkowski finished first in the NFL in 2014 with 156 points, second only to his team record of 158 points in 2013. Gostkowski led the NFL in scoring in 2014 for the third straight season. He is the first NFL player with three seasons of 150 or more points.

Patriots Record for Most Points in a Season

158	Stephen Gostkowski, 2013
156	Stephen Gostkowski, 2014
155	Gino Cappelletti, 1964 (includes 7 TDs)
153	Stephen Gostkowski, 2012
148	Stephen Gostkowski, 2008
147	Gino Cappelletti, 1961
143	Stephen Gostkowski, 2011

NFL Record for Most Points by a Kicker

166	David Akers (SF) in 2011
164	Gary Anderson (MIN) in 1998
163	Jeff Wilkins (STL) in 2003
161	Mark Moseley (WAS) in 1983
158	Stephen Gostkowski (NE) in 2013
157	Mike Vanderjagt (Indianapolis) in 2003
156	Stephen Gostkowski (NE) in 2014
153	Stephen Gostkowski (NE) in 2012

FOUR-TIME LEAGUE LEADER

Gostkowski led the NFL for the third straight season in 2014. He led the NFL with 156 total points in 2014, 158 total points in 2013, 153 points in 2012 and 148 points in 2008. He is one of three players to lead the NFL in scoring for at least four seasons.

He joins Don Hutson, Gino Cappelletti, Pat Harder and Paul Hornung as the fifth player to lead the NFL in scoring for at least three straight seasons.

NFL Record for Most Seasons Leading the League in Scoring

5	Don Hutson Green Bay (1940-44)
5	Gino Cappelletti Patriots (1961, 1963-66)
4	Stephen Gostkowski (2008, 2012-14)
3	Earl Clark, Portsmouth (1932), Detroit (1935-36)
3	Pat Harder, Chicago Cardinals (1947-49)
3	Paul Hornung, Green Bay (1959-61)

GOSTKOWSKI BREAKS HIS OWN TEAM RECORD

Gostkowski led the NFL in 2014 with 35 field goals, the third-highest field goal total in team history. Gostkowski tied for the NFL lead with Baltimore's Justin Tucker with 38 field goals in 2013, breaking his own franchise record for most field goals in a season. He originally set the franchise record with 36 field goals in 2008.

MOST FIELD GOALS MADE IN A SEASON/PATRIOTS

Player	Field Goals	Year
Stephen Gostkowski	38	2013
Stephen Gostkowski	36	2008
Stephen Gostkowski	35	2014
Tony Franklin	32	1986
Adam Vinatieri	31	2004
Adam Vinatieri	31	1998

ON THE MARK IN 2014

Gostkowski made 94.6 percent of his field goals in 2014 (35-of-37), setting a new team record for field goal percentage in a single season.

PATRIOTS BEST FIELD GOAL PCT./SEASON

Player	Years	(Minimum 30 Attempts)		
		FGM	FGA	Pct.
Stephen Gostkowski	2014	35	37	.946
Adam Vinatieri	2004	31	33	.939
Stephen Gostkowski	2013	38	41	.927
Stephen Gostkowski	2008	36	40	.900
Adam Vinatieri	2002	27	30	.900

FIFTH-MOST FGS IN A SEASON

MOST FIELD GOALS MADE IN A SEASON/NFL

Player	Field Goals	Year
David Akers (San Francisco)	44	2011
Neil Rackers (Arizona)	40	2005
Olindo Mare (Miami)	39	1999
Jeff Wilkins (St. Louis)	39	2003
Stephen Gostkowski (Patriots)	38	2013
Justin Tucker (Baltimore)	38	2013

EVEN STEPHEN

Since joining the Patriots as a fourth-round draft choice in 2006, Gostkowski has connected on 86.8 percent of his regular-season field goal attempts, the best field goal percentage in Patriots history.

PATRIOTS ALL-TIME LEADERS / FIELD GOAL PCT.

Player	Years	(Minimum 50 Attempts)		
		FGM	FGA	Pct.
Stephen Gostkowski	2006-14	243	280	.868
Adam Vinatieri	1996-05	263	321	.819
Matt Bahr	1993-95	55	72	.764



PATRIOTS SPECIAL TEAMS NOTES

1,000-POINT BENCHMARK

Stephen Gostkowski (1,179) reached the 1,000 point mark in only his 119th career game. He is the only kicker in NFL history to reach 1,000 career points in less than 120 career games played.

KICKERS TO REACH 1,000 POINTS IN FEWEST GAMES:

Player	Points	Games
Stephen Gostkowski	1,009	119
Mike Vanderjagt	1,004	126
Jason Elam	1,003	132
Ryan Longwell	1,002	136
Jan Stenerud	1,002	136

ON THE MARK

Stephen Gostkowski's 86.8 field goal percentage is the second-best among NFL kickers all-time.

Player	Years	FGM	FGA	Pct.
Dan Bailey	2011-14	114	127	89.8
Stephen Gostkowski	2006-14	243	280	86.8
Mike Vanderjagt	1998-06	230	266	86.5
Nate Kaeding	2004-12	181	210	86.2
Rob Bironas	2005-13	239	279	85.7
Robbie Gould	2005-14	243	284	85.6
Shayne Graham	2001-14	266	311	85.5
Steven Hauschka	2008-14	129	151	85.4
Matt Bryant	2002-14	286	335	85.4
Connor Bath	2008-14	116	136	85.3

MOST 50-YARD FIELD GOALS IN TEAM HISTORY

Gostkowski is 13-of-17 from 50 yards or more as a member of the Patriots and has the most 50-yard field goals in New England history.

PATRIOTS RECORD FOR MOST 50 YARD FIELD GOALS

Player	Years	FGM	FGA	Pct.
Stephen Gostkowski	2006-14	13	17	76.5
Adam Vinatieri	1996-2005	8	17	47.1
Tony Franklin	1984-87	3	6	50.0

TWO FROM 50-PLUS

Gostkowski drilled a 51-yard field goal and a 53-yarder vs. Arizona (9/16/12) and connected on two 53-yard field goals at Houston on (12/1/13). He is the first Patriots player to have two 50-yard field goals in the same game.

GOSTKOWSKI KICKS CAREER-LONG FG

Gostkowski connected on a career-long 54-yard field goal vs. New Orleans (10/13/13). His previous long was a 53-yard field goal, which he has done six times – at Buffalo (10/12/14), vs. Tampa Bay (9/22/13), vs. Arizona (9/16/12), at Denver (10/11/09) and twice at Houston (12/01/13).

MOST 50-YARD FGs IN A SEASON

Gostkowski was 5-of-6 on 50 yard field goals in 2013, the most by a Patriots player in a single season. Matt Bahr (2 in 1995), Greg Davis (2 in 1989), Tony Franklin (2 in 1985), Adam Vinatieri (2 in 1998) and Gostkowski (2 in 2009 and 2012) had two in a season. The NFL record for most successful 50-yard field goals in a season is 10 by Blair Walsh in 2012 with Minnesota.

200 FIELD GOAL PLATEAU

Stephen Gostkowski's 50-yard field goal in the fourth quarter vs. Cleveland (12/8/13) was his 200th field goal for the Patriots, joining Adam Vinatieri (262) as the only players in Patriots history with 200 or more field goals. Gostkowski now has 243 career field goals.

AFC SPECIAL TEAMS PLAYER OF THE MONTH

Gostkowski was named AFC Special Teams Player of the Month for October by the National Football League in 2013. It is the second time in his career that he has received the AFC Special Teams Player of the Month honor, including October 2008. Gostkowski was a perfect 9-of-9 on field goal attempts in the month of October, including a career-long of 54 yarder in the 30-27 win vs. New Orleans (10/13/13) He totaled 36 of the Patriots' 90 points for the month.

GOSTKOWSKI EXTENDS TEAM MARK

Gostkowski has now scored at least one point in 123 games, a franchise record. He broke a tie with Adam Vinatieri and John Smith for the all-time lead with 102 consecutive games scoring in the win vs. Denver on Nov. 24, 2013.

Patriots Record for Most Consecutive Games Scored

123	Stephen Gostkowski (12/17/06-present)
101	Adam Vinatieri (11/24/96-12/29/02)
101	John Smith (09/28/75-10/02/80)

GOSTKOWSKI GAME WINNERS

Gostkowski has five career regular-season game-winning kicks and one in the playoffs.

GOSTKOWSKI'S CAREER GAME-WINNING FIELD GOALS

TIME LEFT	DISTANCE	FINAL SCORE	OPP	DATE
3:12 4th	53	34-31	HOU	12/01/2013
1:56, OT	31	34-31	DEN	11/24/2013
0:05, 4th	35	23-21	BUF	09/08/2013
1:56, OT	35	23-20	BAL	10/17/2010
11:02 OT	48	29-26	NYJ	10/21/2012
1:10, 4th	31	24-21	SD	01/14/2007*

*Postseason

KICKING A CAREER HIGH

Stephen Gostkowski made five field goals vs. Cincinnati (10/5/14), setting a new career high for most field goals in a game. His previous career high was four field goals, achieved on Sept. 16, 2012, vs. Arizona. Gostkowski's five field goals tie the second highest single-game total in Patriots history, trailing only Gino Cappelletti's six successful field goals on Oct. 4, 1964. The last time a Patriots player had five field goals in a game was on Nov. 14, 2004, when Adam Vinatieri had five field goals vs. Buffalo.

CONSECUTIVE EXTRA POINTS

Stephen Gostkowski is second in NFL history for most consecutive extra points made.

Most Consecutive [Kicking] Points After Touchdown

422	Matt Stover, Baltimore, 1996-2008; Indianapolis, 2009
411	Stephen Gostkowski, New England, 2006-present
371	Jason Elam, Denver, 1993-2002
371	Jeff Wilkins, St. Louis, 1999-2007
360	Jay Feely, Atlanta, 2002-04; N.Y. Giants, 2005-06; Miami, 2007; N.Y. Jets, 2008-09; Arizona, 2010-2013, Chicago 2014



PATRIOTS REFERENCE NOTES

IN A RUSH FOR THE END ZONE

Since 2003, the Patriots are one of only two teams (San Diego) to average more than one rushing touchdown per game, with 211 scores in 192 games.

RUSHING TOUCHDOWNS SINCE 2003 (REGULAR SEASON)

New England	211
San Diego	196
Kansas City	191
Minnesota	186
Philadelphia	181
N.Y. Giants	179
Carolina	176

ANNUAL ACHIEVEMENT

The Patriots won more than half of their games for the 14th straight year after improving to a 9-2 record with the win vs. Detroit on Nov. 23, 2014. They are the first team to win more than half of their games in 14 straight seasons since free agency began in 1993.

MOST CONSECUTIVE WINNING SEASONS (since 1970 merger)

San Francisco (1983-98)	16
Dallas (1970-85)	16
New England (2001-14)	14
Oakland (1970-80)	11

MOST CONSECUTIVE WINNING SEASONS ALL-TIME

Dallas (1966-85)	20
San Francisco (1983-98)	16
Oakland (1965-80)	16
Chicago (1930-44)	15
New England (2001-14)	14
Green Bay (1934-47)	14
Cleveland (1957-69)	13

TO THE NINES

The Patriots are the only team in the NFL to have recorded nine or more wins in each of the last 14 seasons.

MOST SEASONS OF 9+ WINS SINCE 2001

New England	14
Indianapolis	12
Green Bay	10
Philadelphia	10
Baltimore	10
Pittsburgh	10

PATRIOTS WIN 10 AGAIN IN 2014

New England has reached at least 10 regular-season wins for 12 consecutive seasons, joining San Francisco (16) as the only teams to accomplish the feat.

Team	Years	Consecutive Seasons with 10+ Wins
San Francisco	1983-1998	16
New England	2003-present	12
Indianapolis	2002-2010	9

FORCING THE ISSUE

The Patriots lead the NFL with a +169 turnover margin since the 1994 season.

NFL TURNOVER MARGIN SINCE 1994

Rank	Team	Turnover Margin
1.	New England	+169
2.	Kansas City	+93
3.	Green Bay	+88

WHAT'S THE POINT?

During the past 15 seasons, the Patriots defense has always ranked higher in points allowed than in yards allowed except for 2007, when both ranked fourth.

	<u>Avg. Points Allowed</u>	<u>Avg. Yds Allowed</u>
2014	19.5 (8)	344.1 (13)
2013	21.1 (10)	373.1 (26)
2012	20.7 (9t)	373.3 (25)
2011	21.4 (15)	411.1 (31)
2010	19.6 (8)	365.5 (25)
2009	17.8 (5)	320.2 (11)
2008	19.3 (8)	309.0 (10)
2007	17.1 (4)	288.3 (4)
2006	14.8 (2)	294.4 (6)
2005	21.1 (17)	330.2 (26)
2004	16.3 (2t)	310.6 (9)
2003	14.9 (1)	291.6 (7)
2002	21.6 (17)	336.1 (23)
2001	17.0 (6)	334.5 (24)
2000	21.1 (17)	334.6 (20)

NFL'S ROAD WARRIORS

Since the start of the 2000 season, the Patriots have the best regular-season road record.

TEAM	RECORD	PCT.
New England	78-42	.650
Philadelphia	74-45-1	.621
Indianapolis	73-47	.608
Pittsburgh	69-51	.575

DIVISIONAL DOMINANCE I

The Patriots have the highest winning percentage vs. division opponents from November until the end of the season since 2002.

Team	W	L	T	Pct.
New England	34	9	0	.791
Indianapolis	36	10	0	.783
Green Bay	35	13	1	.724
San Diego	32	13	0	.711
Pittsburgh	36	15	0	.706



PATRIOTS REFERENCE NOTES

DIVISIONAL DOMINANCE II

The New England Patriots own a 67-19 (.779) record in regular season AFC East games since the beginning of the 2001 season, compiling the best intra-division record of any team in the NFL.

NFL'S TOP DIVISIONAL RECORDS SINCE 2001

Team	W	L	T	Pct.
New England Patriots	67	19	0	.779
Indianapolis Colts	63	23	0	.733
Green Bay Packers	61	24	1	.715
Pittsburgh Steelers	61	27	0	.693

AFC EAST DIVISIONAL RECORDS SINCE 2001

Team	W	L	T	Pct.	Div. Titles	Years
New England	67	19	0	.779	12	2001, 03-07, 09-14
New York Jets	40	46	0	.465	1	2002
Miami	36	50	0	.419	1	2008
Buffalo	30	56	0	.349	0	-

NOTES: The Indianapolis Colts were members of the AFC East in 2001 and compiled a 3-5 divisional record that season. In 2002, the Patriots and Jets both finished with a 9-7 overall record and a 4-2 divisional record, but the Jets claimed the division title by virtue of having a better record against common opponents. In 2008, the Patriots and Dolphins both finished with an 11-5 overall record and a 4-2 divisional record, but Miami qualified for the playoffs due to a better conference record (8-4 to 7-5).

STRONG IN THE SECOND HALF

Since 2001, the Patriots have done a remarkable job of finishing the season strong, compiling an NFL-best 86-22 (.796) record in games on or after Thanksgiving.

PATRIOTS BEFORE AND AFTER THANKSGIVING SINCE 2001

Season	Pre-Thanksgiving	Post-Thanksgiving	Overall
2001	5-5 (.500)	9-0 (1.000)	14-5*
2002	6-5 (.545)	3-2 (.600)^	9-7
2003	9-2 (.818)	8-0 (1.000)	17-2*
2004	9-1 (.900)	8-1 (.889)	17-2*
2005	6-4 (.600)	5-3 (.625)	11-7*
2006	7-3 (.700)	7-2 (.777)	14-5*
2007	10-0 (1.000)	8-1 (.889)	18-1*
2008	7-4 (.636)	4-1 (.800)	11-5
2009	7-3 (.700)	3-4 (.429)	10-7*
2010	8-2 (.800)	6-1 (.857)^	14-3*
2011	7-3 (.700)	8-1 (.889)	15-4*
2012	7-3 (.700)	6-2 (.750)^	13-5*
2013	8-3 (.727)	5-2 (.833)	13-5*
2014	9-2 (.818)	6-2 (.750)	15-4*
Totals	105-40 (.724)	86-22 (.796)	191-62

*-Includes playoffs ^Includes games played on Thanksgiving

BEST RECORDS IN GAMES PLAYED ON OR AFTER THANKSGIVING SINCE 2001

(Includes regular-season and playoff games)

Team	W	L	T	Pct.
New England	86	22	0	.796
Pittsburgh	67	32	0	.677
Green Bay	62	37	0	.626
San Diego	55	34	0	.618
Philadelphia	59	38	0	.608

NFL'S BEST AT HOME

Since their state-of-the-art facility opened at the beginning of the 2002 season, the Patriots own the NFL's best record at home overall. The Patriots own an overall record of 88-16 (.846) at Gillette Stadium in regular season games and a 101-19 (.842) record including playoffs.

BEST HOME RECORDS SINCE 2002 (including playoffs)

Team	W	L	T	Pct.
New England	101	19	0	.842
Indianapolis	86	29	0	.748
Seattle	82	32	0	.719
Baltimore	81	27	0	.750
Pittsburgh	80	32	1	.712
Green Bay	78	34	1	.695
Denver	74	37	0	.667
San Diego	70	39	0	.642
Philadelphia	67	46	0	.593

SHARP AT GILLETTE

The Patriots concluded a 20-game home winning streak with a 24-20 loss to the New York Giants on Nov. 6, 2011. It was the longest home win streak in team history. The Patriots own an overall record of 88-16 (.854) at Gillette Stadium in regular season games. The NFL record for most consecutive home victories is 27, achieved by Miami from 1971-74.

HIGHEST HOME WINNING PCT. SINCE 1970 (MINIMUM 25 GAMES):

Team	Stadium	W-L-T	WIN PCT.
New England	Gillette Stadium	88-16-0	.846
Miami	Orange Bowl	101-22-1	.819
Minnesota	Metropolitan Stadium	64-23-1	.733
Pittsburgh	Heinz Field	81-30-1	.728
LA Rams	Memorial Coliseum	53-20-2	.726

LONGEST HOME WINNING STREAK/PATRIOTS HISTORY (REG. SEASON)

Streak	First Win	Last Win
20	Dec. 12, 2008	Oct. 16, 2011
18	Dec. 29, 2002	Sept. 8, 2005
16	Dec. 30, 2012	Dec. 28, 2014
12	Nov. 26, 2006	Sept. 7, 2008
10	Sept. 18, 1976	Oct. 30, 1977



PATRIOTS REFERENCE NOTES

TOP 10 OFFENSE IN 2013

The Patriots snapped a streak of seven straight seasons in the top 10 in offense when they finished 11th in 2014. Since the 1970 merger, the Patriots offense has finished in the top 10 a total of 17 times, including eight times under Bill Belichick.

Year	Rank
2014	11 (365.5)
2013	7 (384.5)
2012	1 (427.9)
2011	2 (428.0)
2010	8 (363.8)
2009	3 (397.3)
2008	5 (365.4)
2007	1 (411.3)

TOP OFFENSE

The Patriots had finished in the top-10 in offense for seven straight seasons (2007-13), second only to the nine straight by New Orleans (2006-14). The NFL record for the most consecutive seasons finishing in the top-10 in offense since the merger in 1970 is the San Francisco 49ers with 15 (1982-96).

MODEL OF CONSISTENCY

The Patriots have 29 winning seasons since the 1970 merger.

MOST WINNING SEASONS SINCE THE 1970 MERGER

1. Pittsburgh	32
2. Dallas	30
3. New England	29
3. Miami	29
5. Minnesota	27
5. Denver	27
7. San Francisco	26

PATRIOTS REACH 6,000 TOTAL YARDS

The Patriots finished seventh in the NFL with 6,152 total yards in 2013. It was the fifth time in team history and third straight season that the Patriots reached 6,000 yards in a season. The Patriots offense had 5,848 yards in 2014.

Patriots Most Total Net Yards/Season

6,848 in 2011
6,846 in 2012
6,580 in 2007
6,357 in 2009
6,152 in 2013

A COMEBACK FOR THE AGES

The Patriots came back from a 24-point deficit to defeat the Broncos, 34-31, in overtime in a Sunday Night Football matchup on Nov. 24, 2013, marking the largest comeback win in team history, after trailing 24-0 at halftime.

New England's previous best comeback win was from a 23-0 deficit to win, 38-23, vs. Seattle (9/16/84). The Patriots also came back from 22 points down to win at the New York Giants, 23-22 (12/21/96). The Patriots have come from 21 points down to win four times, most recently vs. Buffalo (1/1/12).





PATRIOTS

PLAYOFF NOTES

PATRIOTS IN THE PLAYOFFS

The Patriots have qualified for the playoffs 22 times in their 55-year history. Sixteen of those playoff berths have come in the 21 seasons since Robert Kraft purchased the team in 1994, a dramatic contrast to the six total playoff berths the team earned in its first 34 years of existence. The Patriots have won 17 division crowns, including 12 in the last 14 seasons, and have qualified as a Wild Card team on four occasions (1976, 1985, 1994 and 1998). The Patriots also qualified for the playoffs in 1982 as part of a 16-team tournament following a players' strike.

PATRIOTS PLAYOFF SEASONS (22)

Year	How Qualified	Seed	Record	Result
2014	Division Champions	1	3-0	Super Bowl Champions
2013	Division Champions	2	1-1	AFC Championship Game
2012	Division Champions	2	1-1	AFC Championship Game
2011	Division Champions	1	2-1	AFC Champions
2010	Division Champions	1	0-1	AFC Divisional Round
2009	Division Champions	3	0-1	Wild Card Round
2007	Division Champions	1	2-1	AFC Champions
2006	Division Champions	4	2-1	AFC Championship Game
2005	Division Champions	4	1-1	AFC Divisional Round
2004	Division Champions	2	3-0	Super Bowl Champions
2003	Division Champions	1	3-0	Super Bowl Champions
2001	Division Champions	2	3-0	Super Bowl Champions
1998	Wild Card	6	0-1	Wild Card Round
1997	Division Champions	3	1-1	AFC Divisional Round
1996	Division Champions	2	2-1	AFC Champions
1994	Wild Card	5	0-1	Wild Card Round
1986	Division Champions	3	0-1	AFC Divisional Round
1985	Wild Card	5	3-1	AFC Champions
1982*	16-Team Format	7	0-1	First Round
1978	Division Champions	2	0-1	AFC Divisional Round
1976	Wild Card	4	0-1	AFC Divisional Round
1963	Division Champions	-	1-1	AFL Championship Game

*Strike Year

28-18 Record

ALL-TIME PLAYOFF RESULTS

The Patriots have compiled a 28-18 record in their 46 playoff games and their .609 playoff winning percentage is the second-best in NFL history among teams that have played at least 15 playoff games. New England has qualified for eight Super Bowls [XX, XXXI, XXXVI, XXXVIII, XXXIX, XLII, XLVI and XLIX] and one AFL Championship Game in 1963.

PATRIOTS PLAYOFF RECORD BY ROUND

Round	Record
First Round*	0-1
Wild Card Round	4-3
Divisional Round	12-6
AFC Championship	8-3
AFL Championship	0-1
Super Bowl	4-4
Total	28-18

*1982 Strike Season

ALL-TIME BEST NFL PLAYOFF RECORDS (Minimum 15 Postseason Games)

Team	Wins	Losses	Win Pct.
Baltimore Ravens	15	8	.652
New England/Boston Patriots	28	18	.609
Green Bay Packers	31	20	.608
Pittsburgh Steelers	33	22	.600
San Francisco 49ers	30	20	.600
Oakland/L.A. Raiders	25	18	.581
Dallas Cowboys	34	26	.567

MOST POSTSEASON WINS ALL-TIME

Team	Wins
Dallas Cowboys	34
Pittsburgh Steelers	33
Green Bay Packers	31
San Francisco 49ers	30
New England Patriots	28
Oakland Raiders	25

TITLE TOWN

The Patriots have now won the AFC East for six straight seasons, besting the five straight the team won from 2003-07 for the longest streak in AFC East division history. The Patriots have won 12 of the last 14 division crowns. The Patriots have won 14 division titles in the 21 seasons since Robert Kraft bought the team in 1994.

MOST CONSECUTIVE AFC EAST TITLES

Team	Streak	Years
New England Patriots	6	2009-14
New England Patriots	5	2003-07
Buffalo Bills	4	1988-91
Miami Dolphins	4	1981, 1983-85*
Miami Dolphins	4	1971-74
Baltimore Colts	3	1975-77
Buffalo Bills	3	1964-66@

*Due to 1982 strike, the NFL played just a nine-game season and the standings were not divided into divisions that season.

@AFL

The Patriots are one of six teams to win six consecutive division titles in NFL history, trailing just the Los Angeles Rams, who won seven straight NFC West titles from 1973-79.

MOST CONSECUTIVE DIVISION TITLES

Team	Division	Titles	Years
Los Angeles Rams	NFC West	7	1973-79
New England Patriots	AFC East	6	2009-14
Pittsburgh Steelers	AFC Central	6	1974-79
Minnesota Vikings	NFC Central	6	1973-78
Dallas Cowboys	NFL Capital/NFC East	6	1966-71
Cleveland Browns	American/Eastern Conf.	6	1950-55
New England Patriots	AFC East	5	2003-07
Indianapolis Colts	AFC South	5	2003-07
Dallas Cowboys	NFC East	5	1992-96
San Francisco 49ers	NFC West	5	1986-90
Chicago Bears	NFC Central	5	1984-88
Oakland Raiders	AFC West	5	1972-76

HOME DOMINANCE

The Patriots have a 17-4 (.810) all-time record in home playoff games. The Patriots' .800 winning percentage at home in the postseason is second among teams with at least 10 home playoff games.

TEAM	RECORD	PCT.
Seattle	11-2	.846
New England	17-4	.810
Oakland	19-5	.792
Green Bay	17-5	.773
Buffalo	10-3	.769
Washington	13-4	.765
Denver	15-5	.750
Dallas	20-8	.714



PATRIOTS

PLAYOFF NOTES

PATRIOTS NEAR THE TOP WITH 29 WINNING SEASONS SINCE THE NFL MERGER

The Patriots have 29 winning seasons since the 1970 merger.

MOST WINNING SEASONS THE 1970 MERGER

Pittsburgh	32
Dallas	30
New England	29
Miami	29
Minnesota	27
Denver	27
San Francisco	26

NFL MARK FOR MOST FIRST-ROUND BYES

The Patriots earned a first-round bye in the 2014 NFL playoffs and lead the NFL with 10 first-round byes since the current NFL playoff format was instituted in 1990. The Patriots earned a first-round bye for the fifth consecutive season, becoming the first team in NFL history to do so. Dallas and San Francisco earned four straight byes from 1992 through 1995.

MOST SEASONS EARNING A BYE SINCE 12-TEAM PLAYOFF FORMAT IN 1990

New England	10
Pittsburgh	8
San Francisco	8
Denver	7

ANNUAL ACHIEVEMENTS

The Patriots won more than half of their games for the 14th straight year with a 12-4 record in 2014. They are the first team to win more than half of their games in 14 straight seasons since free agency began in 1993.

The Patriots are the third team to win more than half of their games in 14 straight seasons since the 1970 AFL-NFL merger, joining the 49ers (16 straight from 1983-98) and the Cowboys (16 straight from 1970-85).

The Patriots have now won nine or more games in 18 of the 21 seasons Robert Kraft has owned the team.

MOST CONSECUTIVE WINNING SEASONS (SINCE 1970 NFL MERGER)

<u>Team</u>	<u>Winning Seasons</u>
San Francisco 49ers (1983-98)	16
Dallas Cowboys (1970-85)	16
New England Patriots (2001-14)	14
Oakland Raiders (1970-80)	11

PATRIOTS WIN 10+ FOR THE 12th STRAIGHT YEAR

New England reached at least 10 regular-season wins for the 12th consecutive season in 2014. San Francisco (16) is the only other team to accomplish the feat.

MOST SEASONS OF 10+ WINS SINCE 2001

<u>Team</u>	<u>Years</u>	<u>Consecutive Seasons With 10+ Wins</u>
San Francisco	1983-1998	16
New England	2003-13	12

PATRIOTS WIN 12+ FOR THE 5th STRAIGHT YEAR

New England reached at least 12 regular-season wins for the fifth consecutive season in 2014. It is the ninth time in team history that the team has won at least 12 games in a season and the fifth straight season with at least 12 wins.

CONSECUTIVE SEASONS OF 12+ WINS SINCE 1970 MERGER

<u>Team</u>	<u>Years</u>	<u>Consecutive Seasons With 10+ Wins</u>
Indianapolis	2003-09	7
New England	2010-14	5
Dallas	1992-95	4

12+ WIN SEASONS SINCE 1970 MERGER

San Francisco	13
Dallas	11
Denver	10
New England	9
Pittsburgh	9
Indianapolis	8

WINNING TANDEM

Bill Belichick and Tom Brady are the winningest coach and quarterback tandem in the postseason and continued to build on their success in 2014.

<u>Quarterback/Head Coach</u>	<u>Postseason wins</u>
Bill Belichick/Tom Brady	21
Chuck Noll/Terry Bradshaw	14
Tom Landry/Roger Staubach	11



PATRIOTS FOOTBALL Network

The **Patriots Football Network (PFN)** is the full portfolio of media offerings from the three-time Super Bowl Champion New England Patriots. PFN provides Patriots content produced both in-house and with media partners spanning print, television, radio and the Internet.

PATRIOTS ALL ACCESS

The Emmy Award-winning "Patriots All-Access" airs weekly throughout the season on WBZ-TV Channel 4 in Boston and regional affiliates in Hartford, Providence and Springfield, Mass., Burlington, Vt., Portland and Bangor, Maine. "Patriots All-Access" features exclusive behind-the-scenes access and in-depth weekly features on Patriots players and personnel. Hosted by WBZ's Steve Burton, the show features weekly sit-downs with Bill Belichick, including the popular "Belestrator" segment where the coach breaks down upcoming opponents.



"Patriots All-Access" airs Fridays from 7-8 p.m. on **WBZ-TV** and Sunday from 9-10 a.m. on **myTV38** in Boston. **Check local listings for airtime.**
Check your local listings for airtime.

TOTALLY PATRIOTS



Totally Patriots is a unique, one-of-a-kind Patriots show aimed for the next generation of Patriots fans. This weekly, youth-oriented football show allows school-aged fans unprecedented access to their favorite players, enabling them to ask questions in a relaxed informal setting.

PATRIOTS TODAY AND PATRIOTS THIS WEEK

PATRIOTS TODAY: Available daily at Patriots.com.

PATRIOTS THIS Week: Insider information. Passionate debate. Timely analysis. That's what "Patriots This Week" delivers. Former Patriots quarterback Scott Zolak joins fellow former Patriots Jermaine Wiggins and Matt Chatham for this fast-paced, half-hour of football talk. From breaking down the previous contest to game planning the next opponent, there's no better way to get ready for football than "Patriots This Week" — every Saturday night at 10:30 p.m. on Comcast SportsNet

PATRIOTS.COM

NEWS

Patriots.com features daily updates and exclusive content from the writers of Patriots Football Weekly, offering everything from breaking news to player features and the popular "Ask PFW" postings.

VIDEO

The first professional sports team website to offer streaming video provides Patriots fans with a variety of exclusive video content. Visitors can choose their channel and watch exclusive video from news to cheerleaders. Patriots.com also features video of every Patriots press conference, including postgame press conferences and Coach Belichick's weekday media updates.

AUDIO

Patriots Web Radio programming is available exclusively on Patriots.com beginning at noon each day, Monday through Friday. Kicking off the programming lineup is PFW In Progress, a daily online program that features candid commentary from the writers of Patriots Football Weekly. Following PFW In Progress is Patriots Playbook, hosted by John Rooke, featuring items from around the NFL. Fantasy Football Champs and Football Nation round out the Patriots.com radio lineup. Patriots.com also offers streaming audio of every Patriots press conference, as well as archives of Patriots.com Radio shows and exclusive podcasts.

PATRIOTS MONDAY ON WEEI

WEEI Sports Radio broadcasts Patriots Monday each week, offering fans unique insight and analysis from Coach Belichick and Tom Brady in addition to other Patriots players. WEEI will broadcast Patriots Monday live from Gillette Stadium each Monday, kicking off with Dennis & Callahan at 6 a.m.

PATRIOTS FRIDAY ON WAAF

WAAF broadcasts Patriots Friday each week, offering fans a look ahead at the weekend's game, match ups and rivalries. Various Patriots players will be featured on air. WAAF will broadcast Patriots Fridays each week throughout the season with Greg Hill from the Hill-Man Morning Radio Show.

98.5 THE SPORTS HUB PATRIOTS RADIO NETWORK

98.5 The Sports Hub is the Patriots' flagship station, broadcasting every Patriots game across its FM radio network and featuring broadcasting duo Bob Succi and Scott Zolak. Three hours prior to kickoff, during halftime and after the game, Marc Bertrand and Chris Gasper will be serving up all the pregame and postgame news and notes, including live sound from the postgame press conferences.



FLAGSHIP STATION

WBZ-FM. . . . Boston	98.5 FM
Massachusetts	
WBZ-FM. . . . Boston	98.5 FM
WAGY. . . . Springfield	102.1 FM
WBEC. . . . Pittsfield	1420 AM
WPKZ. . . . Fitchburg	1280 AM
WNAW. . . . North Adams	1230 AM
WBSM. . . . New Bedford	1420 AM
WPVQ. . . . Greenfield	95.3 FM
WSAR. . . . Fall River	1480 AM
WVFX. . . . Worcester	100.1 FM
WXTK. . . . Hyannis	95.1 FM
WMRC. . . . Milford	1490 AM
Maine	
WBLM. . . . Portland	102.9 FM
WEBB. . . . Augusta	98.5 FM
WEZQ. . . . Bangor	92.9 FM
WEGP. . . . Presque Isle	1390 AM

Connecticut

WTIC. . . . Hartford	1080 AM
WINY. . . . Putnam	1350 AM
WMOS. . . . New London	102.3 FM
WGCH. . . . Greenwich	1490 AM
WINE. . . . Brookfield	940 AM

New Hampshire

WFNQ. . . . Nashua	106.3 FM
WPKQ. . . . North Conway	103.7 FM
WSAK. . . . Hampton	102.1 FM
WSHK. . . . Portsmouth/Dover	105.3 FM
WNNH. . . . Concord	99.1 FM
WLNH. . . . Laconia	98.3 FM
WEMJ. . . . Laconia	1490 AM
WING. . . . Keene	98.7 FM
WXXX. . . . Lebanon	100.5 FM

Vermont

WCPV. . . . Burlington	101.3 FM
WDVT. . . . Rutland	94.5 FM
WIKE. . . . Newport	1490 AM
WKVT. . . . Brattleboro	92.7 FM
WRFK. . . . Barre/Montpelier	107.1 FM
WSTJ. . . . St. Johnsbury	1340 AM

Rhode Island

WPRO. . . . Providence	630 AM
WEAN. . . . Providence	99.7 FM

New York

WINU. . . . Albany	104.9 FM
WENU. . . . Glens Falls	1410 AM
WHTK. . . . Rochester	1280 AM