


2016 SEASON – GAME #1

NEW ENGLAND PATRIOTS 23, ARIZONA CARDINALS 21

Sunday, September 11, 2016 ★ University of Phoenix Stadium, Glendale, Arizona ★ 8:30 p.m. EST

Att: 64,864 ★ Surface: Grass ★ Weather: Indoors ★ Temp: 72°F ★ Wind: NA ★ Time of Game: 3:03



SCORING SUMMARY

	1	2	3	4	F
New England Patriots (1-0)	10	0	7	6	23
Arizona Cardinals (0-1)	0	7	7	7	21

TEAM STATISTICS

Visitor: NE Home: ARI

TOTAL FIRST DOWNS	19	21
THIRD DOWN EFFICIENCY	10-16-63%	6-12-50%
FOURTH DOWN EFFICIENCY	0-0-0%	0-0-0%
TOTAL NET YARDS	363	344
Total Offensive Plays	66	59
NET YARDS RUSHING	106	92
NET YARDS PASSING	257	252
PUNTS Number and Average	2-44.5	5-36.0
PENALTIES Number and Yards	8/69	6/58
FUMBLES Number and Lost	3/2	1/0
EXTRA POINTS Made-Attempts	2/2	3/3
FIELD GOALS Made-Attempts	3/3	0/1
RED ZONE EFFICIENCY	1-2-50%	3-3-100%
TIME OF POSSESSION	33:59	26:01

SCORING PLAYS

Team	Qtr	Time	Play Description (Extra Point) (Drive Info)	Visitor	Home
Patriots	1	7:34	C.Hogan 37 yd. pass from J.Garoppolo (S.Gostkowski kick) (8-74, 4:13)	7	0
Patriots	1	1:00	S.Gostkowski 47 yd. Field Goal (12-63, 5:12)	10	0
Cardinals	2	4:06	L.Fitzgerald 3 yd. pass from C.Palmer (C.Catanzaro kick) (11-54, 6:20)	10	7
Patriots	3	10:00	L.Blount 8 yd. run (S.Gostkowski kick) (9-75, 5:00)	17	7
Cardinals	3	4:29	D.Johnson 1 yd. run (C.Catanzaro kick) (5-33, 1:51)	17	14
Patriots	4	12:35	S.Gostkowski 53 yd. Field Goal (11-40, 6:54)	20	14
Cardinals	4	9:46	L.Fitzgerald 1 yd. pass from C.Palmer (C.Catanzaro kick) (7-79, 2:49)	20	21
Patriots	4	3:44	S.Gostkowski 32 yd. Field Goal (13-61, 6:02)	23	21

INDIVIDUAL STATISTICS

NEW ENGLAND PATRIOTS

RUSHING	ATT	YDS	AVG	LG	TD
L.Blount	22	70	3.2	13	1
J.Edelman	3	16	5.3	9	0
J.Garoppolo	4	12	3.0	10	0
J.White	1	4	4.0	4	0
B.Bolden	1	4	4.0	4	0
Total	31	106	3.4	13	1

PASSING	ATT	CMP	YDS	SK/YD	TD	LG	IN	RT
J.Garoppolo	33	24	264	2/7	1	37	0	106.1
Total	33	24	264	2/7	1	37	0	106.1

PASS RECEIVING	NO	YDS	AVG	LG	TD
J.Edelman	7	66	9.4	19	0
J.White	5	40	8.0	21	0
C.Hogan	3	60	20.0	37	1
D.Amendola	3	48	16.0	32	0
M.Bennett	3	14	4.7	5	0
M.Mitchell	2	33	16.5	28	0
J.Garoppolo	1	3	3.0	3	0
Total	24	264	11.0	37	1

INTERCEPTIONS	NO	YDS	AVG	LG	TD
NONE					

PUNTING	NO	YDS	AVG	TB	IN20	LG
R.Allen	2	89	44.5	0	0	45
Total	2	89	44.5	0	0	45

PUNT RETURNS	NO	YDS	AVG	FC	LG	TD
C.Jones	1	10	10.0	1	10	0
D.Amendola	1	8	8.0	2	8	0
Total	2	18	9.0	3	10	0

KICKOFF RETURNS	NO	YDS	AVG	FC	LG	TD
C.Jones	1	26	26.0	0	26	0
(TOUCHBACK)	3	0	0.0	0	0	0
Total	1	26	26.0	0	26	0

ARIZONA CARDINALS

RUSHING	ATT	YDS	AVG	LG	TD
D.Johnson	16	89	5.6	45	1
C.Johnson	1	2	2.0	10	0
C.Palmer	2	1	0.5	1	0
Total	19	92	4.8	45	1

PASSING	ATT	CMP	YDS	SK/YD	TD	LG	IN	RT
C.Palmer	37	24	271	3/19	2	39	0	104.7
Total	37	24	271	3/19	2	39	0	104.7

PASS RECEIVING	NO	YDS	AVG	LG	TD
L.Fitzgerald	8	81	10.1	21	2
D.Johnson	4	43	10.8	26	0
J.Gresham	4	41	10.3	15	0
M.Floyd	3	61	20.3	39	0
A.Ellington	2	8	4.0	12	0
Ja.Brown	1	18	18.0	18	0
J.Nelson	1	11	11.0	11	0
J.Brown	1	8	8.0	8	0
Total	24	271	11.3	39	2

INTERCEPTIONS	NO	YDS	AVG	LG	TD
NONE					

PUNTING	NO	YDS	AVG	TB	IN20	LG
D.Butler	5	180	36.0	0	2	41
Total	5	180	36.0	0	2	41

PUNT RETURNS	NO	YDS	AVG	FC	LG	TD
P.Peterson	1	8	8.0	1	8	0
Total	1	8	8.0	1	8	0

KICKOFF RETURNS	NO	YDS	AVG	FC	LG	TD
A.Ellington	4	61	15.3	0	21	0
(TOUCHBACK)	2	0	0.0	0	0	0
Total	4	61	15.3	0	21	0



PATRIOTS

Patriots at Cardinals Game Notes

Patriots 23, Cardinals 21

September 11, 2016 ★ University of Phoenix Stadium

	1	2	3	4	Final
New England Patriots	10	0	7	6	— 23
Arizona Cardinals	0	7	7	0	— 21

QB Jimmy Garoppolo made his first NFL start when the New England Patriots opened the 2016 season on Sunday Night Football against the Arizona Cardinals at University of Phoenix Stadium and helped turn in a game-winning drive to lead the Patriots to a 23-21 victory.

After losing a 17-7 lead and falling behind 21-20 with 9:46 to play, Garoppolo led the Patriots on what turned out to be the game-winning drive. He completed 5-of-7 passes for 62 yards to move the Patriots from their own 25-yard line to the Arizona 14-yard line on a 13-play, 61-yard drive to help set up a 32-yard field goal by K Stephen Gostkowski with 3:44 to play for a 23-21 lead.

Garoppolo, who finished the game 24-of-33 for 264 yards with one touchdown, completed a 32-yard pass to WR Danny Amendola on third-and-15 on the game-winning field goal drive.

Arizona took the ensuing kickoff and marched to the New England 37-yard line where a 47-yard field goal attempt sailed wide left with 41 seconds to play to secure the win for New England.

New England scored on its first two possessions of the game to take a 10-0 first-quarter lead. Garoppolo orchestrated an 8-play, 74-yard drive that included a big third-down play when he completed an 11-yard pass to WR Julian Edelman on a third-and-10. Later in the drive, Garoppolo connected with WR Chris Hogan on a 37-yard touchdown pass for a 7-0 first-quarter lead.

New England scored on its second possession of the game, a 12-play, 63-yard drive that ended with a 47-yard field goal by Gostkowski to go in front, 10-0.

Arizona got on the board in the second quarter after a strip sack by LB Chandler Jones allowed the Cardinals to take over at midfield and started a drive that ended with a 3-yard touchdown pass from QB Carson Palmer to WR Larry Fitzgerald.

New England took the second half kickoff and went 75-yards in nine plays before RB LeGarrette Blount scored on an 8-yard run to extend the Patriots lead to 17-7.

A Blount fumble in the third quarter allowed Arizona to take over at the New England 33-yard line. That helped position the Cardinals for a 1-yard touchdown run by RB David Johnson to make it 17-14 heading into the final quarter of play.

New England opened the fourth quarter with a drive that resulted in a 53-yard field goal by Gostkowski to extend its lead to 20-14. Arizona responded on the next series when Johnson burst up the middle for a 45-yard gain to the New England 12-yard line. A few plays later, Palmer and Fitzgerald connected on their second touchdown of the night, a 1-yard pass to give the Cardinals a 21-20 lead with 9:46 to play.



ROAD SUCCESS

Since the start of the 2000 season, the Patriots have the best regular-season road record in the NFL.

TEAM	RECORD	PCT.
New England	84-45	.651
Philadelphia	78-49-1	.613
Indianapolis	77-51	.602
Pittsburgh	73-55	.570

PATRIOTS VS. NFC

The New England Patriots own a 46-11 (.807) record vs. NFC teams since realignment in 2002, the best inter-conference record in the NFL during that time.

NFL'S BEST INTER-CONFERENCE RECORD SINCE 2002

Team	W	L	T	Pct.
New England	46	11	0	.807
Pittsburgh	38	17	1	.688
Indianapolis	36	20	0	.643
Baltimore	34	22	0	.607
Cincinnati	34	20	2	.625
Denver	35	22	0	.614

PATRIOTS OPENERS VS. NFC

The Patriots opened the season against an NFC team for the fifth time in team history and for the first time since 2000, when they opened the season at home against Tampa Bay on Sept. 3, 2000, a 21-16 loss in head coach Bill Belichick's first ever game as head coach of the Patriots.

PATRIOTS VS. NFC IN SEASON OPENERS (2-3)

Year	Date	Opponent	Score
1978	09/03	vs. Washington	14-16 (L)
1985	09/08	vs. Green Bay	26-20 (W)
1992	09/13	at LA Rams	0-14 (L)
2000	09/03	vs. Tampa Bay	16-21 (L)
2016	09/11	at Arizona	32-21 (W)

SACK STREAK REACHES 30

The Patriots have now recorded at least one sack in 30 straight games, the longest such streak in the NFL, following rookie DL Vincent Valentine's 3-yard sack in the first quarter. The last game that the Patriots failed to record at least one sack was vs. Oakland on Sept. 21, 2014. Detroit has second longest streak with 22 straight games with a sack. The Patriots' record for most consecutive games with a sack is 36 (1976-1978 - Oct. 31, 1976-Dec. 10, 1978). Valentine, DE Chris Long and LB Jamie Collins registered sacks against the Cardinals.

OFFENSE STRIKES EARLY

The Patriots scored on their first offensive drive of the 2016 season when Jimmy Garoppolo culminated an 8-play, 83-yard drive with a 37-yard touchdown to WR Chris Hogan. It is the first time the Patriots scored on their first offensive drive in a season opener since 2011 at Miami on Sept. 12, 2011.



PATRIOTS

Patriots at Cardinals Game Notes

INDIVIDUAL NOTES

BELICHICK CLOSING ON CURLY

Bill Belichick now has 224 regular-season wins and needs three more to move past Curly Lambeau (226) for fourth place overall, behind Don Shula (328), George Halas (318) and Tom Landry (250). Belichick (247 wins overall) needs three victories to join Don Shula (347), George Halas (324) and Tom Landry (270) as the only coaches to reach 250 career wins.

GAROPPOLO MAKES FIRST START

Jimmy Garoppolo became just the fifth quarterback in the last 30 years to make his first regular-season start in a season-opening night game (Sept. 11, vs. Cardinals). Aaron Rodgers was the last (2008, win vs. Minnesota), with Philip Rivers (2006), David Carr (2002) and Brian Griese (1999) before him. Garoppolo finished 24-of-33 for 264 yards with one touchdown.

GAROPPOLO IN THE 'ZONE

Garoppolo threw his second career touchdown pass in the first quarter when he completed a 37-yard touchdown pass to WR Chris Hogan. His first touchdown pass was a 13-yarder to TE Rob Gronkowski at Kansas City on Sept. 29, 2014. Garoppolo also matched a career-long. He had a 37-yard pass in that Kansas City game when he connected with WR Brandon LaFell on a 37-yard gain. Garoppolo's 37-yard touchdown pass to Hogan was the longest first touchdown of a season since Drew Bledsoe completed a 39-yard touchdown pass to Terry Glenn in the 2000 season opener vs. Tampa Bay (9/3/00).

GOSTKOWSKI GOOD FROM 50

Stephen Gostkowski drilled a 53-yard field goal in the fourth quarter. He has made 78.3 percent of his field goals (18-for-23) from 50 yards or more, converting the highest percentage of 50-plus yard field goal attempts in NFL history (minimum 15 attempts).

Player	FGM	FGA	PCT.
Stephen Gostkowski	18	23	78.3
Matt Prater	29	38	76.3
Robbie Gould	23	31	74.2
Dan Bailey	23	31	74.2

GOSTKOWSKI GAME WINNERS

Gostkowski connected on his eighth game-winning field goal when he kicked a 32-yard field goal with 3:44 left to play in the game.

GOSTKOWSKI'S CAREER GAME-WINNING FIELD GOALS

TIME LEFT	DIST.	FINAL SCORE	OPP	DATE
3:44 4th	32	23-21	AR	09/11/2016
0:01 4th	54	27-16	NYG	11/15/2015
3:12 4th	53	34-31	HOU	12/01/2013
1:56, OT	31	34-31	DEN	11/24/2013
0:05, 4th	35	23-21	BUF	09/08/2013
1:56, OT	35	23-20	BAL	10/17/2010
11:02 OT	48	29-26	NYJ	10/21/2012
1:10, 4th	31	24-21	SD	01/14/2007*

*Postseason

EDELMAN CATCHES ON EARLY

WR Julian Edelman led the team with seven receptions for 66 yards. It is his fourth straight season-opener with at least six receptions.

LINEUP NOTES

NEW FACES

The Patriots have 18 players on the opening day roster that were not with the team in 2015.

★ 2016 Draft Picks **CB Cyrus Jones**, **OL Joe Thuney**, **QB Jacoby Brissett**, **DL Vincent Valentine**, **WR Malcolm Mitchell**, **LB Elandon Roberts** and **OL Ted Karras**.

★ 2016 rookie free agents – **RB D.J. Foster** and **DB Jonathan Jones**

★ Veteran free agents – **TE Martellus Bennett**, **G Jonathan Cooper**, **TE Clay Harbor**, **WR Chris Hogan**, **DL Anthony Johnson**, **DE Chris Long**, **LB Shea McClellin**, **LB Barkevious Mingo** and **DB Eric Rowe**.

Of that group, 12 saw action in the game against the Cardinals.

AJ DERBY SEES FIRST NFL ACTION

TE AJ Derby played in his first NFL game after missing the entire 2015 season due to injury.

JAMES DEVELIN MAKES SUCCESSFUL RETURN TO ACTION

FB James Develin made a successful return to game action after spending the 2015 regular season on injured reserve with an injury that he suffered in the preseason.

2016 DRAFT PICKS MAKE THE START

Three of the Patriots 2016 draft picks were in the starting lineup with third-round draft pick **OL Joe Thuney** at left guard, fourth-round pick **QB Malcolm Mitchell** and sixth-round pick **OL Ted Karras** at right guard. It is the second straight season that at least two draft picks were in the starting lineup. In 2015, first-round pick DL Malcolm Brown started at defensive tackle and fourth-round pick Tre' Jackson started at right guard.

CAMERON FLEMING MAKES SECOND CAREER START AT LEFT TACKLE

Cameron Fleming started at left tackle in place of Nate Solder. It was his second career start at left tackle. Fleming started at left tackle in the 2015 season finale at Miami on Jan. 3, 2016.

VINCENT VALENTINE RECORDS FIRST NFL SACK

Third-round draft pick **DL Vincent Valentine** recorded his first NFL sack when he dropped QB Carson Palmer for a 3-yard loss at the end of the first quarter.

2016 SECOND-ROUND PICK CB CYRUS JONES SHOWS VERSATILITY

2016 second-round draft pick **CB Cyrus Jones** saw his first action in the second quarter when he lined up to return a kick that he returned 26 yards. He also was used in nickel situations and as a punt returner.


MALCOLM MITCHELL'S FIRST RECEPTION GOES FOR 28

WR Malcolm Mitchell's first pass reception resulted in a 28-yard play in the third quarter that helped get in position for a Patriots touchdown.

2016 SEASON – GAME #2

NEW ENGLAND PATRIOTS 31, MIAMI DOLPHINS 24

Sunday, Sept. 18, 2016 ★ Gillette Stadium, Foxborough, Mass. ★ 1:02 p.m. EDT
 Att: 66,829 ★ Surface: Field Turf ★ Weather: Cloudy and Humid★ Temp: 79°F ★ Wind: SSW 10 mph ★ Time of Game: 3:08



SCORING SUMMARY

	1	2	3	4	F
Miami Dolphins (0-2)	0	3	7	14	24
New England Patriots (2-0)	14	10	7	0	31

TEAM STATISTICS

	Visitor: MIA	Home: NE
TOTAL FIRST DOWNS	23	29
THIRD DOWN EFFICIENCY	5-10-50%	7-14-50%
FOURTH DOWN EFFICIENCY	0-1-0%	0-0-0%
TOTAL NET YARDS	457	463
Total Offensive Plays	61	75
NET YARDS RUSHING	70	161
NET YARDS PASSING	387	302
PUNTS Number and Average	4-49.8	4-32.0
PENALTIES Number and Yards	5/49	7/65
FUMBLES Number and Lost	3/2	3/1
EXTRA POINTS Made-Attempts	3/3	4/4
FIELD GOALS Made-Attempts	1/1	1/2
RED ZONE EFFICIENCY	2-3-67%	3-4-75%
TIME OF POSSESSION	23:14	36:46

SCORING PLAYS

Team	Qtr	Time	Play Description (Extra Point) (Drive Info)	Visitor	Home
Patriots	1	10:53	D.Amednola 12 yd. pass from J.Garoppolo (S.Gostkowski kick) (8-75, 4:07)	0	7
Patriots	1	6:22	M.Bennett 20 yd. pass form J.Garoppolo (S.Gostkowski kick) (7-75, 3:10)	0	14
Patriots	2	13:10	D.Amendola 10 yd. pass from J.Garoppolo (S.Gostkowski kick) (12-76, 6:21)	0	21
Patriots	2	2:48	S.Gostkowski 34 yd. Field Goal (9-36, 3:01)	0	24
Dolphins	2	0:00	A.Franks 27 yd. Field Goal (9-77, 0:58)	3	24
Patriots	3	8:44	L.Blount 9 yd. run (S.Gostkowski kick) (5-68, 2:51)	3	31
Dolphins	3	5:45	K.Stills 24 yd. pass from R.Tannehill (A.Franks kick) (7-75, 2:59)	10	31
Dolphins	4	14:51	J.Cameron 12 yd. pass from R.Tannehill (A.Franks kick) (5-88, 2:13)	17	31
Dolphins	4	6:06	K.Drake 7 yd. run (A.Franks kick) (9-74, 4:43)	24	31

INDIVIDUAL STATISTICS

MIAMI DOLPHINS

RUSHING	ATT	YDS	AVG	LG	TD
R.Tannehill	6	35	5.8	17	0
J.Ajayi	5	14	2.8	8	0
K.Drake	2	12	-6.0	7	1
A.Foster	3	9	3.0	5	0
Total	16	70	4.4	17	1

PASSING	ATT	CMP	YDS	SK/YD	TD	LG	IN	RT
R.Tannehill	45	32	387	0/0	2	33	2	93.5
Total	45	32	387	0/0	2	33	2	93.5

PASS RECEIVING	NO	YDS	AVG	LG	TD
J.Landry	10	135	13.5	33	0
D.Parker	8	106	13.3	28	0
J.Cameron	5	49	9.8	13	1
J.Ajayi	4	31	7.8	11	0
K.Stills	2	39	19.5	24	1
K.Drake	2	6	3.0	4	0
D.Sims	1	21	21.0	21	0
Total	32	387	12.1	33	2

INTERCEPTIONS	NO	YDS	AVG	LG	TD
NONE					

PUNTING	NO	YDS	AVG	TB	IN20	LG
M.Darr	4	199	49.8	0	0	56
Total	4	199	49.8	0	0	56

PUNT RETURNS	NO	YDS	AVG	FC	LG	TD
J.Landry	0	0	0.0	1	0	0
(DOWNED)	3	0	0.0	0	0	0
Total	0	0	0.0	1	0	0

KICKOFF RETURNS	NO	YDS	AVG	FC	LG	TD
K.Drake	1	15	15.0	0	15	0
(TOUCHBACK))	5	0	0.0	0	0	0
Total	1	15	15.0	0	15	0

NEW ENGLAND PATRIOTS

RUSHING	ATT	YDS	AVG	LG	TD
L.Blount	29	123	4.2	26	1
J.White	4	19	4.8	16	0
J.Brissett	4	12	3.0	10	0
D.Foster	1	7	7.0	7	0
Total	38	161	4.2	26	1

PASSING	ATT	CMP	YDS	SK/YD	TD	LG	IN	RT
J.Garoppolo	26	18	232	0/0	3	26	0	135.4
J.Brissett	9	6	92	2/22	0	37	0	100.2
Total	35	24	324	2/22	3	37	0	126.4

PASS RECEIVING	NO	YDS	AVG	LG	TD
J.Edelman	7	76	10.9	19	0
M.Bennett	5	114	22.8	37	1
C.Hogan	4	59	14.8	24	0
D.Amendola	4	48	12.5	13	2
J.White	2	10	5.0	5	0
M.Mitchell	1	15	15.0	15	0
D.Foster	1	2	2.0	2	0
Total	24	324	13.5	37	3

INTERCEPTIONS	NO	YDS	AVG	LG	TD
J.Collins	1	13	13.0	13	0
D.Harmon	1	0	0.0	0	0
Total	2	13	6.5	13	0

PUNTING	NO	YDS	AVG	TB	IN20	LG
R.Allen	4	128	32.0	0	2	37
Total	4	128	32.0	0	2	37

PUNT RETURNS	NO	YDS	AVG	FC	LG	TD
D.Amendola	3	33	11.0	1	19	0
Total	3	33	11.0	1	19	0

KICKOFF RETURNS	NO	YDS	AVG	FC	LG	TD
M.Slater	1	18	18.0	0	18	0
(TOUCHBACK)	3	0	0.0	0	0	0
Total	1	18	18.0	0	18	0



PATRIOTS

Patriots vs. Dolphins

Game Notes

Patriots 31, Dolphins 24

September 18, 2016 ★ Gillette Stadium

	1	2	3	4	Final
Miami Dolphins	0	3	7	14	— 24
New England Patriots	14	10	7	0	— 31

The New England Patriots got off to a hot start, taking a 31-3 lead in the third quarter before hanging on for a 31-24 win over the Miami Dolphins to improve to a 2-0 start to the season.

Miami trimmed the Patriots lead to 31-24 with 6:06 left to play. The Patriots moved to the Miami 21-yard line but K Stephen Gostkowski's 39-yard field goal attempt sailed wide right, allowing the Dolphins to get the ball back with 1:04 to play. The Dolphins reached the 29-yard line with nine seconds to play and attempted a pass into the end zone that was intercepted by DB Duron Harmon to secure the win.

Garoppolo started the game, and led the Patriots on three straight scoring drives for a 21-0 lead before being forced to leave the game late in the second quarter with a shoulder injury. He finished the game 18-of-27 for 234 yards with three touchdowns.

TE Martellus Bennett and RB LeGarrette Blount both had big games. Bennett had five receptions for 114 yards, including a 20-yard touchdown pass and a 37-yard pass from backup QB Jacoby Brissett to help set up a third-quarter touchdown run. Blount finished with 123 yards on 29 attempts for a 4.2-yard average and scored on a 9-yard touchdown run in the third quarter.

Garoppolo capped an 8-play, 75-yard drive with a 12-yard touchdown pass to WR Danny Amendola on the first possession of the game. A 19-yard pass and a 24-yard pass from Garoppolo to WR Chris Hogan helped get in position for his 20-yard touchdown to TE Martellus Bennett for a 14-0 first quarter lead. Garoppolo finished a 12-play, 76-yard drive with a 10-yard touchdown pass to Amendola to go up 21-0 early in the second quarter.

Miami, who ran just six plays in the first quarter, finally got on the board as time expired in the first half with a field goal that made it 24-3 at the break.

On the Patriots first offensive play in the third quarter, Brissett completed his first pro pass, a 37-yard gain to Bennett to get into Miami territory. A 14-yard pass to RB James White followed by a 15-yarer to Bennett helped get into position for Blount's 9-yard touchdown run for a 31-3 third quarter lead.

Miami scored on their next three offensive drives behind two touchdown throws from QB Ryan Tannehill and a 7-yard touchdown run by RB Kenyan Drake to close the gap to 31-24 late in the fourth quarter. Tannehill completed 20-of-21 passes to start the second half.

The Patriots possessed the ball for 36:46 compared to Miami's 23:14.



DIVISIONAL SUCCESS

The New England Patriots own a 72-21 (.774) record in regular-season AFC East games since the beginning of the 2001 season, compiling the best intra-division record of any team in the NFL.

NFL'S TOP DIVISIONAL RECORDS SINCE 2001

Team	W	L	T	Pct.
New England	72	21	0	.774
Indianapolis	67	25	0	.728
Green Bay	64	27	1	.701
Pittsburgh	65	30	0	.684

AFC EAST DIVISIONAL RECORDS SINCE 2001

Team	W	L	T	Pct.	Div. Titles	Years
New England	72	21	0	.774	13	2001, 03-07, 09-15
N.Y. Jets	44	49	0	.473	1	2002
Miami	37	56	0	.398	1	2008
Buffalo	34	59	0	.366	0	—

HOME OPENER HISTORY

Since Gillette Stadium opened in 2002, the Patriots are 14-1 in home openers. The Patriots won their first 10 openers at Gillette before suffering their first loss, a 20-18 defeat to the Arizona Cardinals on Sept. 16, 2012. Overall, the Patriots are 32-25 record in home openers.

DATE	SCORE	W/L	OPPONENT
09/07/02	30-14	W	Pittsburgh
09/21/03	23-16	W	New York Jets
09/09/04	27-24	W	Indianapolis
09/08/05	30-20	W	Oakland
09/10/06	19-17	W	Buffalo
09/16/07	38-14	W	San Diego
09/07/08	17-10	W	Kansas City
09/14/09	25-24	W	Buffalo
09/12/10	38-24	W	Cincinnati
09/18/11	35-21	W	San Diego
09/16/12	18-20	L	Arizona
09/12/13	13-10	W	New York Jets
09/21/14	16-9	W	Oakland
09/10/15	28-21	W	Pittsburgh
09/18/16	31-24	W	Miami

PATRIOTS OPENERS VS. MIAMI

The Patriots have played Miami in the home opener seven times and have a 5-2 record. Before this season, the last time the Patriots played Miami in the home opener was on Sept. 9, 1990, a 27-24 loss.

DATE	SCORE	W/L
10/15/67	41-10	W
09/20/70	27-14	W
09/15/74	34-24	W
09/13/87	28-21	W
09/17/89	10-24	L
09/09/90	24-27	L
09/18/16	31-23	W

HOLDING THE LEAD

The Patriots have won 82 straight home games when leading at halftime, adding to their NFL record. The Patriots were in front, 24-3, against Miami at the break. The last time the Patriots lost at home when leading at halftime was on Dec. 24, 2000, vs. Miami when they lost 27-24 after leading 21-17 at halftime.

30+ VS. DOLPHINS

The Patriots have scored at least 30 points in three straight home games against Miami.

Date	Score
12-14-14	41-13
10-29-15	36-7
9-18-16	31-24

PROTECTING HOME FIELD

The Patriots have now won eight straight home games against Miami. The current longest active road winless streak in the NFL is Cleveland at Pittsburgh, which currently sits at 12 straight losses.

SACK STREAK ENDS

The Patriots did not record a sack against Miami, ending a 30-game streak with at least one sack. It is the first game without a sack since a game vs. Oakland on Sept. 21, 2014. The Patriots' record for most consecutive games with a sack is 36 (1976-1978 - Oct. 31, 1976-Dec. 10, 1978). Valentine, DE Chris Long and LB Jamie Collins registered sacks against the Cardinals.



PATRIOTS

Patriots vs. Dolphins Game Notes

INDIVIDUAL NOTES

BELICHICK CLOSING ON CURLY

Bill Belichick now has 225 regular-season wins and needs one more regular-season win to tie Curly Lambeau (226) for fourth place overall, behind Don Shula (328), George Halas (318) and Tom Landry (250). Belichick (248 wins overall) needs two victories to join Don Shula (347) George Halas (324) and Tom Landry (270) as the only coaches to reach 250 career wins.

OPENING DRIVE SUCCESS

QB Jimmy Garoppolo has led the Patriots on scoring drives in both opening drives of the 2016 season, completing 9-of-10 passes for 139 yards with two touchdowns. He led the Patriots on an 8-play, 75-yard drive that ended in a 12-yard touchdown pass to WR Danny Amendola. In the season-opener at Arizona, Garoppolo led the Patriots on an 8-play, 74-yard drive that ended with a 37-yard touchdown pass to WR Chris Hogan.

BENNETT IN THE 'ZONE

TE Martellus Bennett scored his first touchdown as a member of the Patriots when he culminated a 7-play, 75-yard drive with a 20-yard touchdown pass in the first quarter.

BENNETT OVER CENTURY MARK

Bennett went over 100 yards receiving for the third time in his NFL career after finishing with five receptions for 114 yards. He had 134 yards vs. Green Bay (9/28) and 109 yards at Detroit (11/27) in 2014 while with Chicago. In 2015, the Patriots had a player over 100 yards receiving 10 times.

BLOUNT OVER CENTURY MARK

RB LeGarrett Blount finished with his 11th career 100-yard rushing game after gaining 123 yards on 29 attempts for a 4.2-yard average. It is his fourth 100-yard rushing game as a member of the Patriots, including the postseason and his first since he rushed for 129 yards vs. Washington on Nov. 8, 2015. His 29 rushing attempts tied a career-high. He also had 29 rushing attempts vs. Washington (11/8/15).

100-YARD RUSHER AND RECEIVER

With TE Martellus Bennett (114) and LeGarrette Blount (123) each going over 100 yards, the Patriots have now had a 100-yard rusher and a 100-yard receiver in the same game 32 times. It is the first time since RB Stevan Ridley (113) and Rob Gronkowski (110) accomplished the feat vs. Cincinnati on Oct. 5, 2014.

AMENDOLA 1ST MULTI-TD GAME

WR Danny Amendola had his first NFL two-touchdown game with a 12-yard touchdown in the first quarter and a 10-yard touchdown pass in the second quarter.

BRISSETT SEES 1ST NFL ACTION

2016 third-round pick QB Jimmy Brissett entered the game in the second quarter. He completed his first NFL pass to TE Martellus Bennett for a 37-yard gain in the third quarter. He finished 6-of-9 for 92 yards.

FOURTH PICK FOR COLLINS

LB Jamie Collins picked off a QB Ryan Tannehill pass in the second quarter, his fourth regular season pick. He has two additional interceptions in the postseason.

RYAN & FREENY FORCE FUMBLES

CB Logan Ryan forced a fumble that was recovered by DL Chris Long in the second quarter. LB Jonathan Freeny forced a fumble in the third quarter that was recovered by DL Trey Flowers.

HARMON SEALS THE WIN

DB Duron Harmon picked off Miami QB Ryan Tannehill in the end zone with nine seconds to play to secure the Patriots 31-24 win. It is the second time in his career that he has picked off a pass in the end zone to secure a win. Harmon intercepted a Joe Flacco pass in the end zone with 1:39 left to preserve the Patriots 35-31 lead in an AFC Divisional win vs. Baltimore on Jan. 10, 2015.

BETTER THAN AVERAGE

WR Julian Edelman finished with seven receptions for 76 yards. He has had at least seven receptions against Miami in his last five games against them. He has averaged eight receptions for 96 yards.

Game	Rec.	Yards
12-15-13 at Miami	13	139
09-07-14 at Miami	6	95
12-14-14 vs. Miami	7	88
10-29-15 vs. Miami	7	81
09-18-16 vs. Miami	7	76

LINEUP NOTES

NATE SOLDER RETURNS TO STARTING LINEUP

T Nate Solder returned to the starting lineup at left tackle after missing the season opener. Solder was limited to four starts in 2015 due to injury.

SHAQ MASON MAKES FIRST NFL START AT RIGHT GUARD

G Shaq Mason made his first NFL start at right guard. In the season-opener he rotated in at right guard with rookie Ted Karras. As a rookie, 2015, Mason made 10 starts at left guard.

2016 SIXTH-ROUND PICK LB ELANDON ROBERTS SEES FIRST NFL ACTION

2016 sixth-round draft pick LB Elandon Roberts played in his first NFL game. Roberts was inactive in the season opener.

ROOKIE FREE AGENT RB D.J. FOSTER PLAYS IN HIS FIRST NFL GAME

Rookie free agent RB D.J. Foster played in his first NFL game.

TE CLAY HARBOR MAKES FIRST APPEARANCE AS A PATRIOT

TE Clay Harbor made his first appearance as a member of the Patriots. He was inactive in week 1.

LB BARKEVIOUS MINGO SEES FIRST ACTION ON DEFENSE FOR THE PATRIOTS

After playing on exclusively on special teams in the season opener vs. Arizona, LB Barkevious Mingo saw his first action on defense at linebacker.

2016 SEASON – GAME #3

NEW ENGLAND PATRIOTS 27, HOUSTON TEXANS 0

Thursday, Sept. 22, 2016 ★ Gillette Stadium, Foxborough, Mass. ★ 8:26 p.m. EDT
 Att: 66,829 ★ Surface: Field Turf ★ Weather: Clear★ Temp: 68°F ★ Wind: S 4 mph ★ Time of Game: 3:02



SCORING SUMMARY

	1	2	3	4	F
Houston Texans (2-1)	0	0	0	0	0
New England Patriots (3-0)	10	0	10	7	27

TEAM STATISTICS

Visitor: HOU Home: NE

TOTAL FIRST DOWNS	19	16
THIRD DOWN EFFICIENCY	6-15-40%	4-14-29%
FOURTH DOWN EFFICIENCY	0-3-0%	0-0-0%
TOTAL NET YARDS	284	282
Total Offensive Plays	70	59
NET YARDS RUSHING	109	185
NET YARDS PASSING	175	97
PUNTS Number and Average	6-49.0	7-47.6
PENALTIES Number and Yards	6/43	3/15
FUMBLES Number and Lost	2/2	1/0
EXTRA POINTS Made-Attempts	0/0	3/3
FIELD GOALS Made-Attempts	0/0	2/2
RED ZONE EFFICIENCY	0-0-0%	1-3-33%
TIME OF POSSESSION	31:22	28:38

SCORING PLAYS

Team	Qtr	Time	Play Description (Extra Point) (Drive Info)	Visitor	Home
Patriots	1	2:07	S.Gostkowski 24 yd. Field Goal (10-74, 4:52)	0	3
Patriots	1	1:54	J.Brissett 27 yd. run (S.Gostkowski kick) (1-22, 0:07)	0	10
Patriots	3	8:19	S.Gostkowski 25 yd. Field Goal (13-71, 6:41)	0	13
Patriots	3	5:41	L.Blount 1 yd. run (S.Gostkowski kick) (6-21, 2:31)	0	20
Patriots	4	11:00	L.Blount 41 yd. run (S.Gostkowski kick) (2-47, 0:40)	0	27

INDIVIDUAL STATISTICS

HOUSTON TEXANS

RUSHING	ATT	YDS	AVG	LG	TD
L.Miller	22	84	3.8	15	0
B.Osweiler	1	13	13.0	13	0
A.Blue	1	8	-8.0	8	0
J.Grimes	3	4	1.3	3	0
Total	27	109	4.0	15	0

NEW ENGLAND PATRIOTS

RUSHING	ATT	YDS	AVG	LG	TD
L.Blount	24	105	4.4	41	2
J.Brissett	8	48	6.0	27	1
J.Edelman	3	14	4.7	8	0
J.White	1	6	6.0	6	0
M.Bennett	1	6	6.0	6	0
Total	39	185	4.7	41	3

PASSING	ATT	CMP	YDS	SK/YD	TD	LG	IN	RT
B.Osweiler	41	24	196	2/21	0	18	1	60.6
Total	41	24	196	2/21	0	18	1	60.6

PASSING	ATT	CMP	YDS	SK/YD	TD	LG	IN	RT
J.Brissett	19	11	103	1/6	0	27	0	72.9
Total	19	11	103	1/6	0	27	0	72.9

PASS RECEIVING	NO	YDS	AVG	LG	TD
R.Griffin	8	52	6.5	11	0
D.Hopkins	4	56	14.0	16	0
L.Miller	4	27	6.8	9	0
J.Grimes	4	15	3.8	6	0
W.Fuller	3	31	10.3	18	0
J.Strong	1	15	15.0	15	0
Total	24	196	8.2	18	0

PASS RECEIVING	NO	YDS	AVG	LG	TD
J.Edelman	4	38	9.5	23	0
D.Amendola	2	23	11.5	16	0
M.Bennett	2	10	5.0	5	0
M.Mitchell	1	27	27.0	27	0
C.Hogan	1	3	3.0	3	0
J.White	1	2	2.0	2	0
Total	11	103	9.4	27	0

INTERCEPTIONS	NO	YDS	AVG	LG	TD
NONE					

INTERCEPTIONS	NO	YDS	AVG	LG	TD
J.Collins	1	18	18.0	18	0
Total	1	18	18.5	18	0

PUNTING	NO	YDS	AVG	TB	IN20	LG
S.Lechler	6	294	49.0	1	4	57
Total	6	294	49.0	1	4	57

PUNTING	NO	YDS	AVG	TB	IN20	LG
R.Allen	7	333	47.6	0	6	57
Total	7	333	47.6	0	6	57

PUNT RETURNS	NO	YDS	AVG	FC	LG	TD
T.Ervin	0	0	0.0	5	0	0
(DOWNED)	2	0	0.0	0	0	0
Total	0	0	0.0	5	0	0

PUNT RETURNS	NO	YDS	AVG	FC	LG	TD
C.Jones	2	23	11.5	0	13	0
D.Amendola	1	10	10.0	0	10	0
(DOWNED)	1	0	0.0	0	0	0
(OUT OF BOUNDS)	1	0	0.0	0	0	0
(TOUCHBACK)	1	0	0.0	0	0	0
Total	3	33	11.0	0	13	0

KICKOFF RETURNS	NO	YDS	AVG	FC	LG	TD
T.Ervin	2	33	16.5	0	21	0
C.James	1	18	18.0	0	18	0
(TOUCHBACK))	3	0	0.0	0	0	0
Total	3	51	17.0	0	21	0

KICKOFF RETURNS	NO	YDS	AVG	FC	LG	TD
C.Jones	1	24	24.0	0	24	0
Total	1	24	24.0	0	24	0



PATRIOTS

Patriots vs. Texans

Game Notes

Patriots 27, Texans 0

September 22, 2016 ★ Gillette Stadium

	1	2	3	4	Final
Houston Texans	0	0	0	0	— 0
New England Patriots	10	0	10	7	— 27

The New England Patriots improved to 3-0 following a 27-0 shutout win over the Houston Texans in a Thursday Night Football game at Gillette Stadium.

Rookie QB Jacoby Brissett was called in for his first start when Jimmy Garoppolo was declared inactive due to an injury. He finished 11-of-19 for 103 yards and scored on a 27-yard touchdown run in the first quarter.

In addition to a great defensive effort, special team turned out to be the difference in the game. The Patriots average drive start was their own 40-yard line, while Houston's average drive start was their own 16-yard line.

The Patriots forced two fumbles on kickoffs that led to 14 points. In the first quarter, RB Brandon Bolden forced a fumble that was recovered by S Duron Harmon at the 22-yard line to set up a touchdown run by Brissett. In the third quarter, S Nate Ebner forced a fumble that was recovered by S Jordan Richards at the 21-yard line to set up a touchdown run by RB LeGarrette Blount.

P Ryan Allen had six of his seven punts downed inside the 20-yard line and helped hold Houston to no punt return yards. He landed punts at the 11, 10, 10 14, 5 and 4. His only punt that did not land inside the 20, was downed at the 20-yard line.

Houston crossed midfield just two times and did not move past the 50 yard line until the fourth quarter. Their only promising drive of the first half ended when LB Jamie Collins picked off a Brock Osweiler pass at the New England 39-yard line and returned it 18 yards to the Houston 43-yard line. Collins finished the game with a career-high 14 total tackles.

Blount carried the load for the Patriots, gaining 105 yards on 24 carries and scoring two touchdowns. He scored on a 1-yard touchdown after the Patriots recovered a fumble on a kickoff in the third quarter. In the fourth quarter he broke free for a 41-yard touchdown run. Blount rushed for over 100 yards for the second straight week with his performance against Houston.

The Patriots got on the board midway through the first quarter when Brissett led a 10-play, 74-yard drive that ended in a field goal. The rookie quarterback converted a third-and-2 to keep the drive alive when he completed a 27-yard pass to WR Malcolm Mitchell for a first down at the 15-yard line. On the ensuing kickoff, Bolden forced a fumble that was recovered by Harmon at the Houston 22-yard line. That helped position the Patriots for Brissett's 27-yard touchdown run for a 10-0 first quarter lead.

A methodical 13-play, 71-yard drive to start the third quarter led to a field goal for a 13-0 lead. Ebner's forced fumble and Richards' fumble recovery on the ensuing drive set up a first down at the Houston 21-yard line and helped get into position for Blount's 1-yard run for a 20-0 lead. Blount 41-yard touchdown run in the fourth quarter sealed the 27-0 victory.



DEFENSE PITCHES SHUTOUT

The Patriots shut out Houston 27-0, recording their first shutout since downing the Miami Dolphins 28-0 on Dec. 30, 2012. The shutout is the ninth for the Patriots since Bill Belichick became head coach in 2000. New England had three shutouts in 2003, one in 2005, 2006, 2008, 2009 and 2012. It is the 26th shutout in team history.

NO RED ZONE APPEARANCES

The Patriots defense did not allow Houston into their red zone on Thursday night. The last time the Patriots kept their opponent out of the red zone was the 2010 regular-season finale vs. Miami (1/2/11).

ANOTHER 3-0 START

The New England Patriots improved to 3-0 with their 27-0 win over Houston. The Patriots are 3-0 for the tenth time in team history, and for the sixth time since Bill Belichick became head coach in 2000. The Patriots also started 3-0 in 1964, 1974, 1997, 1999, 2002, 2004, 2007, 2013, 2015 and 2016.

HOME COOKIN'

The Patriots have won 22 straight home games against non-division AFC opponents. Their last loss to a non-division AFC team was a 33-10 loss vs. Pittsburgh on Nov. 30, 2008.

SPRINTING OUT OF THE GATES

The Patriots entered the week with an NFL-leading 24 first quarter points and increased that total to 34 first quarter points with a 10-point first quarter against Houston. The Patriots defense has not allowed any first quarter points in 2016.

PRESERVING THE LEAD

The Patriots have won 83 straight home games when leading at halftime, adding to their NFL record. The Patriots were in front, 10-0 against Houston. The last time the Patriots lost at home when leading at halftime was on Dec. 24, 2000, vs. Miami when they lost, 27-24 after leading 21-17 at halftime.

BACK-TO-BACK GROUND ATTACK

The Patriots had a running back finish with over 100 yards rushing for the second week and RB LeGarrette Blount had 105 yards rushing against Houston. The week before, Blount had 123 yards rushing. It is the first time that a player has rushed for over 100 yards in back-to-back games since the 2012 season.

BACK-TO-BACK 100-YARD RUSHING GAMES

09/30/12 at Buffalo – Stevan Ridley (106) Brandon Bolden (137)
10/7/12 vs. Denver – Stevan Ridley (151)

09/18/16 vs. Miami – LeGarrette Blount (123)

09/22/16 vs. Houston – LeGarrette Blount (105)

GOOD AT HOME VS. HOUSTON

The Patriots are now 4-0 all-time in home games against Houston.

DATE	SCORE
12/17/2006	40-7
12/10/2012	42-14
01/13/2013	41-28*
09/22/2016	27-0
*AFC Divisional Playoff Game	

RINSE & REPEAT

The Patriots forced and recovered two Texans kickoffs deep in Houston territory to lead to 14 points. In the first quarter, RB Brandon Bolden forced a fumble that was recovered by S Duron Harmon at the 22-yard line to set up a touchdown run by QB Jacoby Brissett. In the third quarter, S Nate Ebner forced a fumble that was recovered by S Jordan Richards at the 21-yard line to set up a touchdown run by RB LeGarrette Blount.



PATRIOTS

Patriots vs. Texans Game Notes

INDIVIDUAL NOTES

BELICHICK TIES CURLY

Bill Belichick now has 226 career regular-season wins to tie Curly Lambeau (226) for fourth place overall. Belichick (249 wins overall) needs one more victory to join Don Shula (347) George Halas (324) and Tom Landry (270) as the only coaches to reach 250 career wins.

HEAD COACH	CAREER WINS
Don Shula	328
George Halas	318
Tom Landry	250
Bill Belichick	226
Curly Lambeau	226

1ST-TIME QBS 6-0 UNDER BELICHICK

Under head coach Bill Belichick, rookie quarterbacks are now 6-0 in their first career starts after QB Jacoby Brissett picked up a 27-0 win in his first start.

QB	Game	Score
Todd Philcox	Cleveland at LA Rams (9/20/93)	28-16 (W)
Eric Zeier	Cleveland at Cincinnati (10/29/95)	29-26 (W)
Tom Brady	Patriots vs. Indianapolis (9/30/01)	44-13 (W)
Matt Cassel	Patriots at NY Jets (9/14/08)	19-10 (W)
Jimmy Garoppolo	Patriots at Arizona (9/11/16)	23-21 (W)
Jacoby Brissett	Patriots vs. Houston (9/22/16)	27-0 (W)

BLOUNT-FORCED TRAUMA

RB LeGarrette Blount gained 105 yards rushing against Houston, a week after gaining 123 yards vs. Miami. It is his 12th NFL 100-yard rushing game in the regular season. He has now rushed for over 100 yards in back-to-back games three times.

2010 Tampa Bay

12/19/10 vs. Detroit - 110 yards
12/26/10 vs. Seattle - 164 yards

2011 Tampa Bay

11/20/11 at Green Bay - 107 yards
11/27/11 at Tennessee - 103 yards

2016 Patriots

09/18/16 vs. Miami - 123 yards
09/22/16 vs. Houston - 105 yards

BLOUNT IN THE 'ZONE

Blount scored on a 1-yard touchdown run in the third quarter and a 41-yard run in the fourth quarter. He has scored a rushing touchdown in three straight games, after scoring on an 8-yard run at Arizona and a 9-yard run vs. Miami. It is the first time in his career that he has scored a rushing touchdown in a three-game stretch in the regular season. It is his seventh career game with two or more touchdowns. He had a career-best of three rushing touchdowns vs. Jacksonville on Sept. 27, 2015. His four touchdowns in the first three games ties Marion Butts (1994) and Corey Dillon (2005) for the most for the Patriots in the first three games.

BLOUNT GOES LONG

Blount scored on a 41-yard touchdown run in the fourth quarter. It is his fifth run of at least 40 yards and the third longest touchdown run of his career. He had a 54-yard touchdown run at Green Bay On Nov. 20, 2011 and a 47-yard touchdown at Atlanta on Sept. 29, 2013.

BOLDEN FORCES THE ISSUE

RB Brandon Bolden forced a fumble on a first quarter kickoff that was recovered by S Duron Harmon at the 22-yard line. It is Bolden's third forced fumble on a kickoff.

He forced a fumble on a kickoff vs. Cincinnati (10/5/14) that was returned 9-yards for a touchdown by DB Kyle Arrington. He also forced a fumble on a kickoff at the New York Giants (11/15/15).

BRISSETT SCORES FIRST TD

QB Jacoby Brissett scored his first NFL touchdown on a 27-yard touchdown run in the first quarter. It is the longest run by a Patriots quarterback since Steve Grogan had a 31-yard run vs. the Baltimore Colts on Sept. 18, 1978. It is the longest touchdown run by a Patriots quarterback since Grogan scored on a 41-yard touchdown run vs. the NY Jets on Oct. 18, 1976.

COLLINS CAME TO PLAY

LB Jamie Collins picked off a QB Brock Osweiler pass in the second quarter. It was his second straight game with an interception. Collins picked off a QB Ryan Tannehill pass in the second quarter vs. Miami. It is his fifth regular season interception. He has two additional interceptions in the postseason. Collins also finished with a personal-best of 14 total tackles. His previous best was 13 tackles, vs. NY Jets on Oct. 16, 2014 and at Green Bay on Nov. 30, 2014.

BENNETT WITH 1ST RUSH ATT

TE Martellus Bennett was credited with his first NFL rushing attempt on a 6-yard run on an end-around in the second quarter.

SHEARD SACKS HOUSTON AGAIN

DL Jabaal Sheard recorded two sacks against Houston. He also had two sacks in the game in 2015 at Houston. It is his fifth NFL two-sack game. In 2015, He had two two-sack games - Oct. 10, 2015 at Dallas and at Houston.

RYAN COMES UP BIG

P Ryan Allen had six of his seven punts downed inside the 20-yard line and helped hold Houston to no punt return yards. He landed punts at the 11, 10, 10, 14, 5 and 4. His only punt that did not land inside the 20, was downed at the 20-yard line. Ryan's previous best was five punts inside the 20-yard line on Oct. 6, 2013 at Cincinnati.

BRISSETT 9TH ROOKIE QB TO START

2016 third-round pick QB Jacoby Brissett made his first NFL start and become the ninth Patriots quarterback to make a start during his rookie season. He finished the game 11-of-19 for 103 yards and also scored on a 27-yard touchdown run.

ROOKIE QB STARTS FOR PATS

1960 Tom Greene - 2 starts - 1-1 record
1968 Tom Sherman - 7 starts - 1-6 record
1971 Jim Plunkett - 14 starts - 6-8 record
1975 Steve Grogan - 7 starts - 1-6 record
1983 Tony Eason - 4 starts - 2-2 record
1987 Bon Bleier 2 starts as a strike replacement QB 1-1 record
1990 Tommy Hodson - 6 starts - 0-6 record
1993 Drew Bledsoe - 12 starts - 5-7 record

2016 Jacoby Brissett - 1 start - 1-0 record

LINEUP NOTES

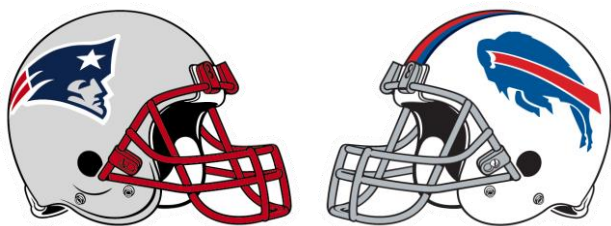
ROB GRONKOWSKI SEES FIRST ACTION OF THE SEASON

TE Rob Gronkowski returned to action after missing the first two games of the season.

2016 SEASON – GAME #4

BUFFALO BILLS 16, NEW ENGLAND PATRIOTS 0

Sunday, Oct. 2, 2016 ★ Gillette Stadium, Foxborough, Mass. ★ 1:02 p.m. ET
 Att: 66,829 ★ Surface: Field Turf ★ Weather: Clear ★ Temp: 56°F ★ Wind: NNE 7 mph ★ Time of Game: 2:50



SCORING SUMMARY

	1	2	3	4	F
Buffalo Bills (2-2)	7	6	3	0	16
New England Patriots (3-1)	0	0	0	0	0

TEAM STATISTICS

	Visitor: BUF	Home: NE
TOTAL FIRST DOWNS	24	13
THIRD DOWN EFFICIENCY	7-15-47%	1-12-8%
FOURTH DOWN EFFICIENCY	0-0-0%	2-3-67%
TOTAL NET YARDS	378	277
Total Offensive Plays	73	52
NET YARDS RUSHING	134	90
NET YARDS PASSING	244	187
PUNTS Number and Average	4-40.8	6-52.2
PENALTIES Number and Yards	6/60	9/74
FUMBLES Number and Lost	0/0	5/1
EXTRA POINTS Made-Attempts	1/1	0/0
FIELD GOALS Made-Attempts	3/4	0/1
RED ZONE EFFICIENCY	1-2-50%	0-1-0%
TIME OF POSSESSION	36:11	23:49

SCORING PLAYS

Team	Qtr	Time	Play Description (Extra Point) (Drive Info)	Visitor	Home
Bills	1	5:31	L.McCoy 7 yd. pass from T.Taylor (D.Carpenter kick) (12-65, 7:11)	7	0
Bills	2	14:49	D.Carpenter 34 yd. Field Goal (10-52, 3:58)	10	0
Bills	2	7:46	D.Carpenter 43 yd. Field Goal (12-71, 4:40)	13	0
Bills	3	0:28	D.Carpenter 44 yd. Field Goal (11-44, 4:27)	16	0

INDIVIDUAL STATISTICS

BUFFALO BILLS

RUSHING	ATT	YDS	AVG	LG	TD
L.McCoy	19	70	3.7	9	0
M.Gillislee	6	30	5.0	16	0
T.Taylor	5	28	5.6	14	0
B.Tate	1	4	4.0	4	0
J.Felton	1	2	2.0	2	0
Total	32	134	4.2	16	0

PASSING	ATT	CMP	YDS	SK/YD	TD	LG	IN	RT
T.Taylor	39	27	246	2/2	1	23	0	94.6
Total	39	27	246	2/2	1	23	0	94.6

PASS RECEIVING	NO	YDS	AVG	LG	TD
R.Woods	7	89	12.7	23	0
L.McCoy	6	38	6.3	13	1
C.Clay	5	47	9.4	15	0
W.Powell	4	22	5.5	11	0
N.O'Leary	2	20	10.0	17	0
M.Gillislee	1	13	13.0	13	0
M.Goodwin	1	12	12.0	12	0
J.Felton	1	5	5.0	5	0
Total	27	246	9.1	23	1

INTERCEPTIONS	NO	YDS	AVG	LG	TD
NONE					

PUNTING	NO	YDS	AVG	TB	IN20	LG
C.Schmidt	4	163	40.8	0	0	48
Total	4	163	40.8	0	0	48

PUNT RETURNS	NO	YDS	AVG	FC	LG	TD
B.Tate	3	18	6.0	2	18	0
(OUT OF BOUNDS)	1	0	0.0	0	0	0
Total	3	18	6.0	2	18	0

KICKOFF RETURNS	NO	YDS	AVG	FC	LG	TD
(TOUCHBACK)	1	0	0.0	0	0	0
Total	0	0	0.0	0	0	0

NEW ENGLAND PATRIOTS

RUSHING	ATT	YDS	AVG	LG	TD
L.Blount	13	54	4.2	16	0
J.Brissett	4	23	5.8	10	0
J.White	4	12	3.0	7	0
J.Edelman	1	1	1.0	1	0
Total	22	90	4.1	16	0

PASSING	ATT	CMP	YDS	SK/YD	TD	LG	IN	RT
J.Brissett	27	17	205	3/18	0	58	0	86.2
Total	27	17	205	3/18	0	58	0	86.2

PASS RECEIVING	NO	YDS	AVG	LG	TD
M.Bennett	5	109	21.8	58	0
J.White	5	50	10.0	16	0
L.Blount	3	4	1.3	4	0
B.Bolden	2	15	7.5	13	0
J.Edelman	1	16	16.0	16	0
R.Gronkowski	1	11	11.0	11	0
Total	17	205	12.1	58	0

INTERCEPTIONS	NO	YDS	AVG	LG	TD
NONE					

PUNTING	NO	YDS	AVG	TB	IN20	LG
R.Allen	6	311	51.8	0	2	56
Total	6	311	51.8	0	2	56

PUNT RETURNS	NO	YDS	AVG	FC	LG	TD
D.Amendola	3	4	1.3	0	5	0
C.Jones	1	0	0.0	0	0	0
Total	4	4	1.0	0	5	0

KICKOFF RETURNS	NO	YDS	AVG	FC	LG	TD
C.Jones	2	30	15.0	0	18	0
(TOUCHBACK)	3	0	0.0	0	0	0
Total	2	30	15.0	0	18	0



PATRIOTS

Patriots vs. Bills

Game Notes

Bills 16, Patriots 0

October 2, 2016 ★ Gillette Stadium

	1	2	3	4	Final
Buffalo Bills	7	6	3	0	— 16
New England Patriots	0	0	0	0	— 0

The Buffalo Bills handed the New England Patriots their first ever shutout loss at Gillette stadium with a 16-0 victory.

The first play of the game pretty much summed up the Patriots day. Rookie QB Jacoby Brissett, who made his second straight start, completed a short pass to WR Julian Edelman who turned the play into a 90-yard catch-and-run. However, the play was negated by a pass interference penalty against the Patriots.

The Bills responded with scoring drives on their first three offensive series for a 13-0 first half lead. Buffalo marched on a 12-play, 65-yard drive that ended with a 7-yard touchdown pass from QB Tyrod Taylor to RB LeSean McCoy for a 7-0 first-quarter lead. A 10-play, 52-yard drive ended with a 34-yard field goal early in the second quarter for a 10-0 lead. Buffalo moved 71 yards on the next series before settling for a 43-yard field goal to go in front, 13-0.

Taylor finished the game 27-of-39 for 246 yards with one touchdown and directed a unit that converted 7-of-15 third downs. New England was 1-of-12 on third down attempts.

New England squandered their only scoring opportunity in the first half after a fumble deep inside Buffalo territory. Brissett connected with TE Martellus Bennett on a 58-yard pass play for a first down at the Bills 17-yard line. The Patriots reached the 8-yard line before a holding call pushed them back to the 18. On the next play, Brissett scrambled up the middle before being hit and fumbling the ball to Buffalo.

New England drove into Buffalo territory three more times in the second half, but the drives resulted in a missed field goal, a turnover on downs and the last drive was on the final minutes of the game.

Brissett made his second straight start after QB Jimmy Garoppolo was a game day inactive due to a shoulder injury. He finished 17-of-27 for 205 yards with no touchdowns and no interceptions.

The Patriots allowed 16 first downs by Buffalo in the first half and managed just two first downs. The Patriots had nine penalties and had a total of five fumbles in the game.



PATRIOTS SHUT OUT

The Patriots were shut out for the 21st time in team history and for the first time since a 21-0 loss at Miami on Dec. 10, 2006. It is the first time the Patriots were shutout at home since losing 6-0 to the New York Jets on Nov. 28, 1993.



BENNETT GOES OVER 100

Bennett had his fourth career 100-yard game and his second of the 2016 season after finishing with five receptions for 109 yards. Bennett also had 114 yards receiving vs. Miami on Sept. 18, 2015.

BENNETT SETS CAREER LONG

TE Martellus Bennett caught a 58-yard pass from QB Jacoby Brissett in the second quarter. It is a career long for Bennett. His previous long was a 43-yard reception on Nov. 17, 2013, vs. Baltimore when he played for Chicago.

GRONKOWSKI PASSES COATES

Rob Gronkowski became the seventh Patriots player to reach 5,000 receiving yards with the team last season and entered the 2016 season tied with Ben Coates with 5,555 receiving yards all-time among NFL tight ends. Gronkowski (5,566) needs 161 receiving yards in 2016 to move past Irving Fryar (5,726) into fourth place on the Patriots all-time receiving yards list.

LINEUP NOTES

LB DANT'A HIGHTOWER RETURNS TO THE LINEUP

LB Dont'a Hightower returned to action after missing two games due to injury. He finished the game with eight total tackles and one quarterback hit.

QB JACOBY BRISSETT MAKES SECOND STRAIGHT START

2016 third-round draft pick QB Jacoby Brissett made his second straight start. He finished 17-of-27 for 205 yards.

WR DANNY AMENDOLA MAKES FIRST START OF 2016

WR Danny Amendola made his start of the season when the Patriots opened in a three-wide-out set.

2016 SEASON – GAME #5

NEW ENGLAND PATRIOTS 33, CLEVELAND BROWNS 13

Sunday, Oct. 9, 2016 ★ FirstEnergy Stadium, Cleveland, Ohio. ★ 1:02 p.m. ET
 Att: 67,431 ★ Surface: Grass ★ Weather: Sunny★ Temp: 58°F ★ Wind: N 13 mph ★ Time of Game: 3:09



SCORING SUMMARY

	1	2	3	4	F
New England Patriots (4-1)	16	7	7	3	33
Cleveland Browns (0-5)	7	0	0	6	13

TEAM STATISTICS

	Visitor: NE	Home: CLE
TOTAL FIRST DOWNS	24	17
THIRD DOWN EFFICIENCY	9-17-53%	5-13-38%
FOURTH DOWN EFFICIENCY	0-1-0%	0-1-0%
TOTAL NET YARDS	501	262
Total Offensive Plays	77	59
NET YARDS RUSHING	98	27
NET YARDS PASSING	403	235
PUNTS Number and Average	5-41.8	6-44.5
PENALTIES Number and Yards	5/61	5/35
FUMBLES Number and Lost	0/0	2/0
EXTRA POINTS Made-Attempts	4/4	1/2
FIELD GOALS Made-Attempts	1/2	0/0
RED ZONE EFFICIENCY	3-5-60%	2-2-100%
TIME OF POSSESSION	34:39	25:21

SCORING PLAYS

Team	Qtr	Time	Play Description (Extra Point) (Drive Info)	Visitor	Home
Patriots	1	10:28	L.Blount 1 yd. run (S.Gostkowski kick) (80-80, 3:13)	7	0
Browns	1	6:09	A.Hawkins 11 yd. pass from C.Kessler (C.Parkey kick) (9-75, 4:19)	7	7
Patriots	1	2:06	M.Bennett 7 yd. pass from T.Brady (S.Gostkowski kick) (8-75, 4:03)	14	7
Patriots	1	1:20	C.Kessler fumble out of bounds in end zone for a Safety	16	7
Patriots	2	12:10	M.Bennett 5 yd. pass from T.Brady (S.Gostkowski kick) (8-64, 4:10)	23	7
Patriots	3	12:24	M.Bennett 37 yd. pass from T.Brady (S.Gostkowski kick) (8-75, 2:36)	30	7
Browns	4	14:05	C.Hamlett 17 yd. pass from C.Whitehurst (pass failed) (7-80, 3:22)	30	13
Patriots	4	7:42	S.Gostkowski 31 yd. Field Goal (11-72, 6:23)	33	13

INDIVIDUAL STATISTICS

NEW ENGLAND PATRIOTS

RUSHING	ATT	YDS	AVG	LG	TD
L.Blount	18	37	2.1	13	1
J.White	5	26	5.2	8	0
D.Foster	6	17	2.8	5	0
T.Brady	2	14	7.0	10	0
M.Slater	1	5	5.0	5	0
C.Hogan	1	2	2.0	2	0
J.Garoppolo	2	-3	-1.5	-1	0
Total	35	98	2.8	13	1

PASSING	ATT	CMP	YDS	SK/YD	TD	LG	IN	RT
T.Brady	40	28	406	1/3	3	63	0	127.7
J.Garoppolo	1	0	0	0/0	0	0	0	39.6
Total	41	28	406	1/3	3	63	0	124.6

PASS RECEIVING	NO	YDS	AVG	LG	TD
M.Bennett	6	67	11.2	37	3
R.Gronkowski	5	109	21.8	37	0
J.Edelman	5	35	7.0	12	0
C.Hoagn	4	114	28.5	63	0
J.White	4	63	15.8	36	0
D.Amendola	2	11	5.5	7	0
M.Mitchell	2	7	3.5	5	0
Total	28	406	14.5	63	3

INTERCEPTIONS	NO	YDS	AVG	LG	TD
P.Chung	1	4	4.0	4	0
Total	1	4	4.0	4	0

PUNTING	NO	YDS	AVG	TB	IN20	LG
R.Allen	5	209	41.8	0	1	52
Total	5	209	41.8	0	1	52

PUNT RETURNS	NO	YDS	AVG	FC	LG	TD
J.Edelman	2	12	6.0	2	12	0
D.Amendola	0	0	0.0	1	0	0
(DOWNED)	1	0	0.0	0	0	0
Total	2	12	6.0	3	12	0

KICKOFF RETURNS	NO	YDS	AVG	FC	LG	TD
J.Edelman	1	9	9.0	0	9	0
D.McCourt	1	9	9.0	0	9	0
(TOUCHBACK)	2	0	0.0	0	0	0
Total	2	18	9.0	0	9	0

CLEVELAND BROWNS

RUSHING	ATT	YDS	AVG	LG	TD
I.Crowell	13	22	1.7	6	0
T.Pryor	2	3	1.5	2	0
D.Johnson	4	1	0.3	2	0
C.Whitehurst	2	1	0.5	2	0
C.Kessler	1	0	0.0	0	0
Total	22	27	1.2	6	0

PASSING	ATT	CMP	YDS	SK/YD	TD	LG	IN	RT
C.Whitehurst	24	14	182	2/14	1	31	1	78.8
C.Kessler	8	5	62	0/0	1	18	0	126.0
T.Pryor	3	1	5	0/0	0	5	0	42.4
Total	35	20	249	2/14	2	31	1	86.5

PASS RECEIVING	NO	YDS	AVG	LG	TD
G.Barnidge	5	76	15.2	31	0
T.Pryor	5	48	9.6	15	0
A.Hawkins	4	56	14.0	24	1
D.Johnson	2	21	10.5	15	0
R.Louis	2	13	6.5	8	0
I.Crowell	1	18	18.0	18	0
C.Hamlett	1	17	17.0	17	1
Total	20	249	12.5	31	2

INTERCEPTIONS	NO	YDS	AVG	LG	TD
NONE					

PUNTING	NO	YDS	AVG	TB	IN20	LG
B.Colquitt	6	267	44.5	0	0	50
Total	6	267	44.5	0	0	50

PUNT RETURNS	NO	YDS	AVG	FC	LG	TD
D.Johnson	2	20	10.0	0	12	0
J.Haden	1	5	5.0	0	5	0
(DOWNED)	1	0	0.0	0	0	0
(OUT OF BOUNDS)	1	0	0.0	0	0	0
Total	3	25	8.3	0	12	0

KICKOFF RETURNS	NO	YDS	AVG	FC	LG	TD
T.Howard	4	63	15.8	0	21	0
(TOUCHBACK)	2	0	0.0	0	0	0
Total	4	63	15.8	0	21	0



PATRIOTS

Patriots at Browns

Game Notes

Patriots 33, Browns 13

October 9, 2016 ★ FirstEnergy Stadium

	1	2	3	4	Final
New England Patriots	16	7	7	3	— 33
Cleveland Browns	7	0	0	6	— 13

The New England Patriots beat the Cleveland Browns, 33-13, in QB Tom Brady's return to action. Brady passed for 406 yards and three touchdowns, all to TE Martellus Bennett, to help the Patriots improve to a 4-1 record and rebound from a 16-0 loss the week before.

Brady went over 400 yards passing for the eighth time in his career and it marked his 72nd game with at least 300 yards in the regular season. Bennett had his first career three-touchdown day, after scoring on a 7-yard pass in the first quarter, a 5-yard pass in the second quarter and a 37-yard pass in the third quarter. WR Chris Hogan had his first career 100-yard game after finishing with four receptions for 114 yards, including a career-long with a 63-yard reception in the second quarter. Hogan also had a 43-yard reception earlier in the second quarter. TE Rob Gronkowski had his first 100-yard game of the 2016 season and the 21st of his career after finishing with five receptions for 109 yards.

The Cleveland Browns entered the game first in the NFL in rushing with an average of 149.3 yards per game and were held to 27 yards rushing for a 1.2-yard average. Browns RB Isaiah Crowell entered the game third in the NFL in rushing yards and was held to 22 yards on 13 carries for a 1.7-yard average. The Patriots have now held their opponent under 30 yards rushing 17 times in team history.

The Patriots scored on their first three drives and also added a safety to build a 23-7 first half lead. RB LeGarrette Blount finished an 8-play, 80-yard drive with a 1-yard touchdown. A 34-yard pass from Brady to Gronkowski helped get into position for the score.

After Cleveland tied the game at 7 on their first possession, the Patriots scored the next 23 points to build a 30-7 lead heading into the fourth quarter. Brady capped an eight-play, 75-yard drive with a 7-yard touchdown to Bennett for a 14-7 lead. After being pinned down deep in their own territory on the ensuing kickoff, Cleveland QB Cody Kessler fumbled the ball out of the end zone for a safety and a 16-7 first quarter lead for New England. The Patriots took the free kick and a 43-yard pass from Brady to Hogan helped get into position for a 5-yard touchdown pass from Brady to Bennett for a 23-7 lead. The Patriots took their fourth offensive possession and had a chance to build on their lead after driving to the Cleveland 1-yard line. But the Patriots failed to score on a fourth-and-goal.

New England took the second-half kick and engineered an eight-play, 75-yard drive that was culminated with a 37-yard touchdown pass from Brady to Bennett.

Cleveland added a touchdown in the fourth quarter, and New England added a field goal to make it a 33-13 final.



BOUNCE BACK PATS

Since the beginning of 2003, the Patriots are 41-6 (.872) in regular-season games following a loss. They have dropped back-to-back regular season games in 2006, 2009, 2011, 2012 and 2015 (twice).

RUSH DEFENSE HOLDS STRONG

The Cleveland Browns entered Sunday's game first in the NFL in rushing with an average of 149.3 yards per game and were held to 27 yards rushing for a 1.2-yard average. Browns RB Isaiah Crowell entered the game third in the NFL in rushing yards and was held to 22 yards on 13 carries for a 1.7-yard average. The Patriots have held the opponent under 30 yards rushing 17 times in team history.

FEWEST RUSHING YARDS ALLOWED IN PATRIOTS HISTORY

DATE	OPP	ATT	YDS	AVG.
12/17/61	SD	16	2	0.1
10/11/98	KC	11	14	1.3
12/11/05	BUF	12	14	1.2
10/29/15	MIA	13	15	1.2
11/1/63	HOU	12	19	1.6
11/16/14	IND	16	19	1.2
12/4/88	SEA	19	20	1.1
9/9/12	TEN	16	20	1.3
9/22/63	OAK	10	24	2.4
12/11/77	MIA	19	25	1.3
10/9/16	CLE	22	27	1.2
12/9/61	OAK	10	27	2.7
11/17/68	KC	26	27	1.0
11/4/84	DEN	18	28	1.6
10/2/66	NYJ	18	29	1.6
11/15/70	SD	28	29	1.0
9/22/96	JACK	11	29	2.6

TWO 100-YARD RECEIVERS

TE Rob Gronkowski (109) and WR Chris Hogan (114) both went over 100 yards receiving. It is 35th time in team history that has occurred and the first time since Oct. 26, 2014, vs. Chicago – Gronkowski (149) and Brandon LaFell (124).

DEFENSE NETS A SAFETY

The Patriots defense was credited with a safety when Cleveland QB Cody Kessler fumbled the ball out of the end zone in the first quarter. It is the Patriots first safety since being last season vs. Miami on Oct. 29, 2015, when QB Ryan Tannehill fumbled the ball out of the end zone.

OFFENSE HANGS 30 AGAIN

The Patriots offense scored 30 points for the second time in 2016 in the 33-13 win against Cleveland. The Patriots also went over 30 points in the 31-24 win vs. Miami on Sept. 18, 2016. The Patriots scored 30 or more points in a game seven times in 2015.



PATRIOTS

Patriots at Browns

Game Notes

INDIVIDUAL NOTES

BELICHICK PASSES LAMBEAU

Bill Belichick now has 227 career regular-season wins to move past Curly Lambeau (226) for fourth place overall. Belichick (250 wins overall) needs one more victory to join Don Shula (347) George Halas (324) and Tom Landry (270) as the only coaches to reach 250 career wins.

HEAD COACH CAREER REGULAR SEASON WINS

Don Shula	328
George Halas	318
Tom Landry	250
Bill Belichick	227
Curly Lambeau	226

BELICHICK WINS 250TH GAME

Belichick earned his 250th career win to join Don Shula (347) George Halas (324) and Tom Landry (270) as the only coaches to reach 250 career wins.

MOST WINS NFL COACH (REGULAR SEASON AND POSTSEASON)

Head Coach	W	L	T
Don Shula	347	173	6
George Halas	324	151	31
Tom Landry	270	178	6
Bill Belichick	250	124	0

BRADY BREAKS ANOTHER TEAM RECORD

Tom Brady is now in his 17th season and is the longest tenured Patriots player, surpassing the 16 seasons by Steve Grogan (1975-1990). Brady's 17 seasons with one team are tied for the most by an NFL quarterback with John Brodie (San Francisco) and Dan Marino (Miami).

TB12 APPROACHING WINS RECORD

Brady won his 195th game overall, and needs six more wins to become the NFL's all-time leader.

MOST CAREER WINS BY AN NFL QUARTERBACK (REGULAR SEASON AND POSTSEASON)

Quarterback	Teams	Wins
Peyton Manning	IND/DEN	200 (186 reg. season/14 playoffs)
Brett Favre	ATL/GB/NYJ/MIN	199 (186 reg. season/13 playoffs)
Tom Brady	NE	195 (173 reg. season/22 playoffs)
John Elway	DEN	162 (148 reg. season/14 playoffs)

BRADY PASSES MARINO

Tom Brady entered the Cleveland game with 4,953 completions and completed 28 passes to move to move past Dan Marino for fourth all-time.

MOST PASS COMPLETIONS IN NFL HISTORY

1. Brett Favre	6,300
2. Peyton Manning	6,125
3. Drew Brees	5,481
4. Tom Brady	4,981
5. Dan Marino	4,967
6. John Elway	4,123
7. Warren Moon	3,988

BRADY ECLIPSES 400

Brady finished 28-of-40 for 406 yards with three touchdowns. It was his eighth career 400-yard game and first since he passed for 466 yards at Buffalo on Sept. 20, 2015. Brady finished with his 72nd career 300-yard game in the regular season, third in NFL history to the 98 by Drew Brees and 93 by Peyton Manning. The patriots are 60-12 in games when Brady has at least 300 yards passing.

MOST 400 YARD GAMES IN NFL HISTORY

Peyton Manning	14
Drew Brees	14
Dan Marino	13
Tom Brady	8
Philip Rivers	8
Ben Roethlisberger	8
Carson Palmer	8

BRADY GOES OFF IN FIRST HALF

Brady was 18-of-25 for 271 yards with two touchdowns in the first half, his best first-half performance since he threw for 345 yards in the first half vs. Tennessee on Oct. 18, 2009. It is the sixth time in his career that he has thrown for at least 250 yards in the first half.

BRADY FINDS ANOTHER TARGET

QB Tom Brady returned to the starting lineup. His first touchdown pass of the 2016 season was a 7-yard touchdown pass to TE Martellus Bennett in the first quarter. Brady has now thrown a touchdown pass to 61 different players in the regular season.

GRONK GOES OVER 100

Gronkowski finished with his 21st career 100-yard game after catching five passes for 109 yards. He is now tied with Antonio Gates for the fourth-most 100-yard games by an NFL tight end.

MOST 100-YARD GAMES BY A TIGHT END IN NFL HISTORY

Player	100-Yard Games
Tony Gonzalez	31
Kellen Winslow	24
Jackie Smith	22
Rob Gronkowski	21
Antonio Gates	21
Jason Witten	20
Shannon Sharpe	19



PATRIOTS

Patriots at Browns Game Notes

BENNET HAS A CAREER DAY

TE Martellus Bennett has his first three-touchdown day and the third NFL multi-touchdown game of his career. He caught a 7-yard touchdown pass in the first quarter, a 5-yard touchdown pass in the second quarter and a 37-yard touchdown pass in the third quarter. Bennett had a two-touchdown performance vs. Minnesota (9-15-13) and at the New York Jets (9-22-14) while with the Chicago Bears. It marks the seventh time in Patriots history that a tight end has recorded a three-touchdown day. TE Rob Gronkowski has accomplished the feat three times. The last time the patriots had a tight end with three touchdowns was vs. Pittsburgh on Sept. 10, 2015.

HOGAN RACKS UP REC. YDS.

WR Chris Hogan had a career day after recording his first 100-yard day of his career with four receptions for 114 yards. His previous best was 95 yards on Nov. 23, 2015, vs. New England when he was with Buffalo. His 63-yard pass from Tom Brady in the second quarter is also a career-best. His previous long was a 46-yard reception at Tennessee on Oct. 11, 2015, while with Buffalo.

BROWN'S MULTI-SACK DAY

DL Malcom Brown registered his first sack of the 2016 sack when he dropped Cleveland QB Charlie Whitehurst for a 9-yard loss in the third quarter. Brown recorded his second sack in the fourth quarter for a 5-yard loss. It is his first NFL two-sack game. As a rookie in 2015, Brown had three sacks.

CHUNG GETS FIRST PICK

S Patrick Chung picked off a Cleveland QB Charlie Whitehurst pass in the third quarter for his first pick of the season. It is his first interception since Dec. 14, 2014, vs. Miami.

LINEUP NOTES

QB TOM BRADY AND DE ROB NINKOVICH RETURNS TO THE LINEUP

QB Tom Brady and **DE Rob Ninkovich** made their 2016 season debuts. Both were in the starting lineup.

ROOKIE DL WOODROW HAMILTON MAKES HIS NFL DEBUT

2016 rookie free agent **DL Woodrow Hamilton** made his NFL debut and his first NFL start after being signed to the 53-man roster from the practice squad the day before the game.

OL CAMERON FLEMING MAKES HIS FOURTH START OF THE SEASON: FIRST AT RIGHT TACKLE IN 2016

OL Cameron Fleming started at right tackle in place of Marcus Cannon, who was out with an injury. Fleming started the season opener at Arizona at left tackle in place of Nate Solder and started two games as a tackle-eligible tight end vs. Miami and vs. Houston.

TE ROB GRONKOWSKI MAKES FIRST START OF 2016

TE Rob Gronkowski made his first start of the 2016 season.

EDELMAN LINEUP UP TO RETURN PUNTS FOR THE FIRST TIME IN 2016

WR Julian Edelman lineup to return punts for the first time in 2016.



2016 SEASON – GAME #6

NEW ENGLAND PATRIOTS 35, CINCINNATI BENGALS 17

Sunday, Oct. 16, 2016 ★ Gillette Stadium, Foxborough, Mass. ★ 1:02 p.m. ET
 Att: 68,829 ★ Surface: Field Turf ★ Weather: Sunny ★ Temp: 66°F ★ Wind: SW 14 mph ★ Time of Game: 3:03



SCORING SUMMARY

	1	2	3	4	F
Cincinnati Bengals (2-4)	0	7	7	3	17
New England Patriots (5-1)	3	7	15	10	35

TEAM STATISTICS

	Visitor: CIN	Home: NE
TOTAL FIRST DOWNS	20	25
THIRD DOWN EFFICIENCY	5-12-42%	4-10-40%
FOURTH DOWN EFFICIENCY	1-2-50%	1-1-100%
TOTAL NET YARDS	357	437
Total Offensive Plays	65	61
NET YARDS RUSHING	120	79
NET YARDS PASSING	237	358
PUNTS Number and Average	4-41.0	3-44.3
PENALTIES Number and Yards	7/46	6/55
FUMBLES Number and Lost	0/0	0/0
EXTRA POINTS Made-Attempts	2/2	3/4
FIELD GOALS Made-Attempts	1/1	2/2
RED ZONE EFFICIENCY	2-4-50%	4-5-80%
TIME OF POSSESSION	32:03	27:57

SCORING PLAYS

Team	Qtr	Time	Play Description (Extra Point) (Drive Info)	Visitor	Home
Patriots	1	12:06	S.Gostkowski 46 yd. Field Goal (8-47, 2:54)	0	3
Bengals	2	3:10	A. Dalton 2 yd. run (M.Nugent kick) (7-60, 3:26)	7	3
Patriots	2	1:01	J.White 15 yd. pass from T.Brady (S.Gostkowski kick) (8-75, 2:09)	7	10
Bengals	3	11:14	B.LaFell 5 yd. pass from A.Dalton (M.Nugent kick) (9-80, 3:46)	14	10
Patriots	3	7:05	A.Dalton sacked in end zone by D.Hightower for a safety	14	12
Patriots	3	5:00	R.Gronkowski 4 yd. pass from T.Brady (S.Gostkowski kick) (5-68, 2:05)	14	19
Patriots	3	2:58	J.White 4 yd. pass from T.Brady (kick failed, wl) (4-53, 1:35)	14	25
Bengals	4	12:34	M.Nugent 25 yd. Field Goal (12-68, 5:24)	17	25
Patriots	4	6:04	S.Gostkowski 31 yd. Field Goal (12-62, 6:30)	17	28
Patriots	4	0:57	L.Blount 1 yd. run (S.Gostkowski kick) (9-50, 2:35)	17	35

INDIVIDUAL STATISTICS

CINCINNATI BENGALS

RUSHING	ATT	YDS	AVG	LG	TD
G.Bernard	15	49	3.3	11	0
J.Hill	13	38	2.9	8	0
A.Dalton	2	17	8.5	15	1
R.Burkhead	2	16	8.0	12	0
Total	32	120	3.8	15	1

PASSING	ATT	CMP	YDS	SK/YD	TD	LG	IN	RT
A.Dalton	31	21	254	2/17	1	32	0	103.4
Total	31	21	254	2/17	1	32	0	103.4

PASS RECEIVING	NO	YDS	AVG	LG	TD
A.Green	6	88	14.7	23	0
T.Boyd	4	79	19.8	30	0
G.Bernard	4	45	11.3	32	0
T.Kroft	2	19	9.5	13	0
B.LaFell	2	13	6.5	8	1
C.Uzomah	1	6	6.0	6	0
J.Hill	1	3	3.0	3	0
J.Wright	1	1	1.0	1	0
Total	21	254	12.1	32	1

INTERCEPTIONS	NO	YDS	AVG	LG	TD
NONE					

PUNTING	NO	YDS	AVG	TB	IN20	LG
K.Huber	4	164	41.0	0	0	52
Total	4	164	41.0	0	0	52

PUNT RETURNS	NO	YDS	AVG	FC	LG	TD
A.Erickson	2	12	6.0	1	11	0
Total	2	12	6.0	1	11	0

KICKOFF RETURNS	NO	YDS	AVG	FC	LG	TD
A.Erickson	2	42	21.0	0	26	0
R.Burkhead	1	15	15.0	0	15	0
(TOUCHBACK)	4	0	0.0	0	0	0
Total	3	57	19.0	0	26	0

NEW ENGLAND PATRIOTS

RUSHING	ATT	YDS	AVG	LG	TD
L.Blount	13	50	3.8	15	1
J.White	7	19	2.7	7	0
J.Edelman	1	8	8.0	8	0
T.Brady	2	2	1.0	2	0
Total	23	79	3.4	15	1

PASSING	ATT	CMP	YDS	SK/YD	TD	LG	IN	RT
T.Brady	35	29	376	3/18	3	39	0	140.0
Total	35	29	376	3/18	3	39	0	140.0

PASS RECEIVING	NO	YDS	AVG	LG	TD
J.White	8	47	5.9	15	2
R.Gronkowski	7	162	23.1	38	1
M.Bennett	5	48	9.6	24	0
J.Edelman	4	30	7.5	13	0
D.Amendola	2	30	15.0	17	0
L.Blount	2	20	10.0	16	0
C.Hogan	1	39	39.0	39	0
Total	29	376	13.0	39	3

INTERCEPTIONS	NO	YDS	AVG	LG	TD
NONE					

PUNTING	NO	YDS	AVG	TB	IN20	LG
R.Allen	3	133	44.3	0	2	52
Total	3	133	44.3	0	2	52

PUNT RETURNS	NO	YDS	AVG	FC	LG	TD
J.Edelman	3	49	16.3	0	23	0
(DOWNED)	1	0	0.0	0	0	0
Total	3	49	16.3	0	23	0

KICKOFF RETURNS	NO	YDS	AVG	FC	LG	TD
D.Foster	1	30	30.0	0	30	0
J.Edelman	1	16	16.0	0	16	0
(TOUCHBACK)	3	0	0.0	0	0	0
Total	2	46	23.0	0	30	0



PATRIOTS

Patriots vs. Bengals Game Notes

Patriots 35, Bengals 17

October 16, 2016 ★ Gillette Stadium

	1	2	3	4	Final
Cincinnati Bengals	0	7	7	3	— 17
New England Patriots	3	7	15	10	— 35

The New England Patriots improved to 5-1 after a strong performance by QB Tom Brady and TE Rob Gronkowski helped the Patriots to a 35-17 victory over the visiting Cincinnati Bengals.

Brady played in his first home game of the 2016 season and did not disappoint the home crowd. He finished 29-of-35 for 376 yards and three touchdowns. Gronkowski finished with a career-high of 162 yards receiving on seven receptions. Brady's 82.9 completion percentage was the seventh-highest single-game mark of his career.

Despite a sluggish first half, New England managed to hold a 10-7 half-time lead. After taking a 3-0 first quarter lead, Cincinnati had two strong second-quarter drives. Their first ended at the goal line when the Bengals failed to score on three straight plays from the 1-yard line. A fourth-and-goal attempt was stopped when DL Anthony Johnson and DL Alan Branch combined to tackle RB Giovani Bernard. The Bengals stopped the ensuing drive and marched 60 yards on seven plays before QB Andy Dalton scored on a 2-yard run for a 7-3 lead. The Patriots took over with 3:10 to play in the first half and executed an eight-play, 75-yard drive that resulted in a 15-yard touchdown pass from Brady to RB James White with 1:01 to play to make it 10-7 at the half.

Cincinnati briefly took the lead in the third quarter after taking the second-half kick and culminating an 80-yard drive with a 5-yard touchdown pass from Dalton to WR Brandon LaFell to put them in front, 14-10. The Patriots responded with a safety and a pair of touchdown passes from Brady - first to Gronkowski and then a second touchdown pass to White to take a 25-14 lead into the fourth quarter.

After a 52-yard punt followed by a holding penalty backed Cincinnati to the 8-yard line, LB Dont'a Hightower sacked Dalton in the end zone for a safety to narrow the Bengals lead to 14-12. The Patriots took the free kick and a 24-yard pass from Brady to TE Martellus Bennett and a 38-yard pass from Brady to Gronkowski helped get in position for Brady's 4-yard touchdown pass to Gronkowski for a 19-14 Patriots lead. The Patriots stopped the Bengals on the next set of downs and a 38-yard pass from Brady to Gronkowski helped get into position for Brady's 4-yard touchdown pass to White for a 15-point third quarter and a 25-14 lead.

Cincinnati added a field goal in the fourth quarter, but the Patriots scored 10 points on their final two drives with a 31-yard field goal by K Stephen Gostkowski and a 1-yard touchdown run by RB LeGarrette Blount for a 35-17 final.



23 STRAIGHT

The Patriots have won 23 straight home games against non-division AFC opponents. Their last loss to a non-division AFC team was a 33-10 loss vs. Pittsburgh on Nov. 30, 2008.

OCTOBER FEST

The Patriots are an NFL-best 51-17 in the month of October since the 2000 season. The Patriots are 30-5 at home during that time in October and 21-12 on the road.

MOST WINS IN OCTOBER SINCE 2000

Team	W	L	T	Pct.
New England Patriots	51	17	0	.750
Pittsburgh Steelers	46	19	0	.708
New York Giants	43	22	0	.662
New Orleans Saints	42	24	0	.636
Indianapolis Colts	40	23	0	.635
Green Bay Packers	39	22	0	.639
Denver Broncos	38	27	0	.585

TEAM INTERCEPTION MARK

The Patriots have yet to throw an interception in 2016 through the first six games, setting a team mark to start a season. The old mark was in 2015 when the Patriots did not throw a pick in the first four games. The overall team record for most consecutive games without an interception is eight straight games, set in the second half of the 2010 season. The NFL record to start a season without an interception is nine games set by Cleveland in 1960. The 2008 Washington Redskins went the first eight games without throwing an interception.

A SAFETY FIRST

The Patriots have now recorded a safety in back-to-back games for the first time in team history. LB Dont'a Hightower dropped Cincinnati QB Andy Dalton in the end zone for an 8-yard sack for a safety. At Cleveland in the previous game, Browns QB Cody Kessler fumbled the ball out of the end zone for a safety, forced by Dont'a Hightower.

PATS WIN AT HOME VS. CINCY

The Patriots are now 4-0 against the Cincinnati Bengals at Gillette Stadium.

Date	Score
12/12/04	35-28 victory
09/12/10	38-24 victory
10/05/14	43-17 victory
10/16/16	35-17 victory



GRONKOWSKI PERSONAL HIGH

TE Rob Gronkowski set a career high with 162 yards receiving. His previous best was 160 yards on Dec. 11, 2011, at Washington.

GRONKOWSKI PASSES FRYAR

Gronkowski's 38-yard reception in the third quarter moved him past Irving Fryar (5,726) into fourth place on the Patriots all-time receiving list. Gronkowski entered the Cincinnati game with 5,675 yards, 52 yards behind Fryar and finished with 162 yards to give him 5,837 receiving yards.

PATRIOTS ALL-TIME RECEIVING LEADERS

Name	Yards
Stanley Morgan	10,352
Wes Welker	7,459
Troy Brown	6,366
Rob Gronkowski	5,837
Irving Fryar	5,726



PATRIOTS

Patriots vs. Bengals

Game Notes

GRONK APPROACHING TD RECORD

Gronkowski caught his first touchdown pass of the 2016 season with a 4-yard touchdown reception in the third quarter to increase his career total to 67 touchdowns.

MOST CAREER TOUCHDOWNS BY A PATRIOTS PLAYER

Player	Touchdowns
1. Stanley Morgan	68 (67 rec, 1 ret)
2. Rob Gronkowski	67 (66, rec, 1 rush)
3. Ben Coates	50
4. Randy Moss	50
5. Sam Cunningham	49
6. Jim Nance	46
7. Tony Collins	44

MOST TOUCHDOWN RECEPTIONS BY A PATRIOTS PLAYER

Player	Touchdowns
1. Stanley Morgan	67
2. Rob Gronkowski	66
2. Ben Coates	50
2. Randy Moss	50

MOST RECEIVING TOUCHDOWNS BY A PATRIOTS TIGHT END

Player	TD	Years
Rob Gronkowski	66	2010-Present
Ben Coates	50	1991-99
Russ Francis	28	1975-80, 87-88
Ben Watson	20	2004-09

GRONK GOES OVER 100 AGAIN

Gronkowski finished with his 22nd career 100-yard game after catching seven passes for 162 yards. He is now tied with Jackie Smith for the third-most 100-yard games by an NFL tight end with 22, behind Kellen Winslow (24) and Tony Gonzalez (31).

MOST 100-YARD GAMES BY A TIGHT END IN NFL HISTORY

Player	100-Yard Games
Tony Gonzalez	31
Kellen Winslow	24
Rob Gronkowski	22
Jackie Smith	22
Antonio Gates	21
Jason Witten	20
Shannon Sharpe	19

MOST 100-YARD RECEIVING GAMES IN PATRIOTS HISTORY

Stanley Morgan	38
Wes Welker	28
Rob Gronkowski	22
Randy Moss	18

MOST 100-YARD GAMES BY A PATRIOTS TIGHT END

Player	100-Yard Games
Rob Gronkowski	22
Ben Coates	9

BRADY ECLIPSES 5,000

Tom Brady became the fourth NFL player with at least 5,000 completions after completing 29 attempts to reach 5,010. He entered the game needing 19 completions and reached the feat with a 38-yard pass to Rob Gronkowski in the third quarter.

MOST PASS COMPLETIONS IN NFL HISTORY

1. Brett Favre	6,300
2. Peyton Manning	6,125
3. Drew Brees	5,515
4. Tom Brady	5,010
5. Dan Marino	4,967
6. John Elway	4,123
7. Warren Moon	3,988

BRADY, GRONK, REPEAT

The 4-yard touchdown pass from Tom Brady to Rob Gronkowski is the 65th touchdown connection between the two, the second most among a quarterback and a tight end in NFL history and now tied with Jim Kelly and Andre Reed for the seventh most in NFL history.

THE MOST TD CONNECTIONS BETWEEN A QB AND A TE IN NFL HISTORY

Quarterback	Tight End	Team	TD Connections
Philip Rivers	Antonio Gates	San Diego	79
Tom Brady	Rob Gronkowski	New England	65
Drew Brees	Jimmy Graham	New Orleans	51
Drew Bledsoe	Ben Coates	New England	45
Peyton Manning	Dallas Clark	Indianapolis	44
Sonny Jurgensen	Jerry Smith	Washington	43
Dan Fouts Kellen	Winslow	San Diego	41
John Elway	Shannon Sharpe	Denver	41
Ben Roethlisberger	Heath Miller	Pittsburgh	41

BRADY TO GRONK - 7TH PLACE ALL-TIME

Quarterback	Receiver	Touchdown Connections
Peyton Manning	Marvin Harrison	112
Steve Young	Jerry Rice	85
Dan Marino	Mark Clayton	79
Philip Rivers	Antonio Gates	79
Drew Brees	Marques Colston	72
Peyton Manning	Reggie Wayne	67
Tom Brady	Rob Gronkowski	65
Jim Kelly	Andre Reed	65
Johnny Unitas	Raymond Berry	63
Brett Favre	Antonio Freeman	57

GRONK GOES BACK TO BACK

Rob Gronkowski had his second straight 100-yard day after finishing with 162 receiving yards. The week before at Cleveland, he finished with 109 yards receiving. It is the fifth time in his career that he has had consecutive 100-yard games.

2011

11/06/11 NY Giants - 101 yards
11/13/11 at NY Jets - 113

2014

10/26/14 Chicago - 149 yards
11/02/14 Denver - 105 yards

2015

09/20/15 at Buffalo - 113 yards
09/27/15 Jacksonville - 101 yards

10/25/15 NY Jets - 108 yards
10/29/15 Miami - 113 yards

2016

10/9/16 at Cleveland - 109 yards
10/16/16 Cincinnati - 162 yards

TB12 APPROACHING WINS RECORD

Brady won his 196th game overall, and needs six more wins to become the NFL's all-time leader.

MOST CAREER WINS BY AN NFL QUARTERBACK (REGULAR SEASON AND POSTSEASON)

Quarterback	Teams	Wins
Peyton Manning	IND/DEN	200 (186 reg. season/14 playoffs)
Brett Favre	ATL/GB/NYJ/MIN	199 (186 reg. season/13 playoffs)
Tom Brady	NE	196 (173 reg. season/22 playoffs)
John Elway	DEN	162 (148 reg. season/14 playoffs)



PATRIOTS

Patriots vs. Bengals Game Notes

BRADY GOES BACK TO BACK

Tom Brady had his second consecutive 300-yard game after finishing with 376 yards passing against Cincinnati after throwing for 406 yards at Cleveland the previous week. It is the 14th time that he has thrown for 300 yards in back-to-back weeks. The Patriots are 61-12 in games when he throws for 300 or more yards. His 73 300-yard-games are third in NFL history to the 99 by Drew Brees and the 93 by Peyton Manning.

FRIENDLY CONFINES

Brady is 49-1 at home against the AFC since 2007. His only loss at home against an AFC opponent since 2007 was the season-finale in 2014 when the Patriots lost to Buffalo, 17-9, on Dec. 28, 2014.

Since 2007, Brady is 61-5 overall at home in the regular season. That is more wins than six teams have (home and away) combined during that span.

Detroit - 57
Tampa Bay - 56
Oakland - 52
Jacksonville - 52
Cleveland - 47
Los Angeles Rams - 45

BRADY LIGHTING IT UP

Tom Brady threw for 782 yard (406 and 375) over the last two weeks. It is the sixth time in his career that he has followed a 400-yard day with a 300-yard day.

2002 - 9/22/02 vs. KC - 410 and 9/29/02 at SD - 353

2011 - 9/12/11 at MIA - 517, 9/18/11 vs. SD - 423 and 9/25/11 at BUF - 387

2013 - 12/8/13 vs. CLE - 418 and 12/15/13 at MIA - 364

2015 - 9/20/15 at BUF - 466, 9/27/15 vs JACK - 358

HIGHTOWER HAD A DAY

LB Dont'a Hightower dropped Cincinnati QB Andy Dalton in the end zone for an eight-yard sack and a safety in the third quarter. It marks his second career NFL points. He returned a fumble six yards for a touchdown in his very first NFL game at Tennessee on Sept. 9, 2012. Hightower finished with a team-leading 13 total tackles, his 14th career 10-plus tackle total.

WHITE DOUBLES DOWN

RB James White caught touchdown receptions, with a 15-yard touchdown reception in the second quarter and a 4-yard touchdown reception in the third quarter. It is the first time in his career that he has had a game with two touchdown receptions. It is his second career two-touchdown game overall. On Nov. 23, 2015 vs. Buffalo, he scored on a 20-yard pass and a 6-yard run.

BLOUNT TD TRAIN ROLLS ON

RB LeGarrette Blount scored on a 1-yard touchdown run in the fourth quarter for his sixth touchdown of the season. His career-best is seven rushing touchdowns in 2013 with the Patriots. He is on pace to finish the season with 13 rushing touchdowns.

EDELMAN IN A RUSH

WR Julian Edelman had an 8-yard rush in the fourth quarter. He is now tied with WR Irving Fryar for first in team history among wide receivers with 35 rushing attempts and is second with 239 rushing yards.

MOST RUSHING ATTEMPTS BY A PATRIOTS WIDE RECEIVER

<u>Player</u>	<u>Rushes</u>
Julian Edelman	35
Irving Fryar	35
Troy Brown	29
Darryl Stingley	28
Stanley Morgan	21

MOST RUSHING YARDS BY A PATRIOTS WIDE RECEIVER

<u>Player</u>	<u>Rushing Yards</u>
Darryl Stingley	244
Julian Edelman	239
Irving Fryar	188
Troy Brown	178

LINEUP NOTES

GENEO GRISSOM MAKES HIS 2016 DEBUT

DL Geneo Grissom made his 2016 debut in a reserve role against the Bengals. He was signed to the 53-man roster the day before the game.

ERIC ROWE MAKES HIS PATRIOTS DEBUT

DB Eric Rowe made his debut for the Patriots after being inactive for the first games after being traded to New England from Philadelphia on Sept. 7, 2016. He finished with one tackle and one pass defended.

ELANDON ROBERTS MAKES FIRST NFL START

2016 sixth-round draft pick **LB Elandon Roberts** made his first NFL start. He became the fifth 2016 Draft pick (Joe Thuney, Jacoby Brissett, Malcolm Mitchell and Ted Karras) to start a game in 2016 and the sixth 2016 Patriots rookie to start (Woodrow Hamilton).



2016 SEASON – GAME #7

NEW ENGLAND PATRIOTS 27, PITTSBURGH STEELERS 16

Sunday, Oct. 23, 2016 ★ Heinz Field, Pittsburgh, Pa. ★ 4:25 p.m. EST
 Att: 66,009 ★ Surface: Grass ★ Weather: Sunny ★ Temp: 63°F ★ Wind: WSW 13 mph ★ Time of Game: 3:05



SCORING SUMMARY

	1	2	3	4	F
New England Patriots (6-1)	7	7	6	7	27
Pittsburgh Steelers (4-3)	0	10	3	3	16

TEAM STATISTICS

Visitor: NE Home: PIT

TOTAL FIRST DOWNS	21	17
THIRD DOWN EFFICIENCY	7-12-58%	5-16-31%
FOURTH DOWN EFFICIENCY	0-0-0%	1-2-50%
TOTAL NET YARDS	362	375
Total Offensive Plays	55	69
NET YARDS RUSHING	140	94
NET YARDS PASSING	222	281
PUNTS Number and Average	5-40.6	4-48.8
PENALTIES Number and Yards	4/40	10/85
FUMBLES Number and Lost	2/2	1/0
EXTRA POINTS Made-Attempts	3/4	1/1
FIELD GOALS Made-Attempts	0/0	3/5
RED ZONE EFFICIENCY	3-3-100%	1-4-25%
TIME OF POSSESSION	27:31	32:29

SCORING PLAYS

Team	Qtr	Time	Play Description (Extra Point) (Drive Info)	Visitor	Home
Patriots	1	2:55	J.White 19 yd. pass from T.Brady (S.Gostkowski kick) (13-80, 7:23)	7	0
Patriots	2	10:58	L.Blount 3 yd. run (S.Gostkowski kick) (11-84, 4:46)	14	0
Steelers	2	9:02	D.Heyward-Bey 14 yd. pass from L.Jones (C.Boswell kick) (5-71, 1:56)	14	7
Steelers	2	0:02	C.Boswell 32 yd. Field Goal (10-66, 1:45)	14	10
Steelers	3	8:44	C.Boswell 46 yd. Field Goal (9-48, 4:49)	14	13
Patriots	3	6:19	R.Gronkowski 36 yd. pass from T.Brady (kick failed, wr) (5-75, 2:25)	20	13
Steelers	4	14:44	C.Boswell 44 yd. Field Goal (12-42, 6:35)	20	16
Patriots	4	11:44	L.Blount 5 yd. run (S.Gostkowski kick) (6-75, 3:00)	27	16

INDIVIDUAL STATISTICS

NEW ENGLAND PATRIOTS

RUSHING	ATT	YDS	AVG	LG	TD
L.Blount	24	127	5.3	25	2
T.Brady	5	13	2.6	5	0
Total	29	140	4.8	25	2

PASSING	ATT	CMP	YDS	SK/YD	TD	LG	IN	RT
T.Brady	26	19	222	0/0	2	37	0	124.2
Total	26	19	222	0/0	2	37	0	124.2

PASS RECEIVING	NO	YDS	AVG	LG	TD
J.Edelman	9	60	6.7	11	0
R.Gronkowski	4	93	23.3	37	1
J.White	2	32	16.0	19	1
C.Hogan	2	25	12.5	13	0
L.Blount	1	7	7.0	7	0
M.Bennett	1	5	5.0	5	0
Total	19	222	11.7	37	2

INTERCEPTIONS	NO	YDS	AVG	LG	TD
M.Butler	1	0	0.0	0	0
Total	1	0	0.0	0	0

PUNTING	NO	YDS	AVG	TB	IN20	LG
R.Allen	5	203	40.6	2	0	57
Total	5	203	40.6	2	0	57

PUNT RETURNS	NO	YDS	AVG	FC	LG	TD
J.Edelman	2	22	11.0	0	12	0
D.Amendola	1	6	6.0	0	6	0
(OUT OF BOUNDS)	1	0	0.0	0	0	0
Total	3	28	9.3	0	12	0

KICKOFF RETURNS	NO	YDS	AVG	FC	LG	TD
D.Amendola	1	6	6.0	0	6	0
(Touchback)	4	0	0.0	0	0	0
Total	1	6	6.0	0	6	0

PITTSBURGH STEELERS

RUSHING	ATT	YDS	AVG	LG	TD
L.Bell	21	81	3.9	12	0
A.Brown	1	13	13.0	13	0
Total	22	94	4.3	13	0

PASSING	ATT	CMP	YDS	SK/YD	TD	LG	IN	RT
L.Jones	47	29	281	0/0	1	51	1	76.6
Total	47	29	281	0/0	1	51	1	76.6

PASS RECEIVING	NO	YDS	AVG	LG	TD
L.Bell	10	68	6.8	22	0
A.Brown	7	106	15.1	51	0
C.Hamilton	3	36	12.0	17	0
D.Heyward-Bey	3	30	10.0	14	1
J.James	2	18	9.0	10	0
X.Grimble	2	14	7.0	9	0
D.Johnson	1	5	5.0	5	0
S.Coates	1	4	4.0	4	0
Total	29	281	9.7	51	1

INTERCEPTIONS	NO	YDS	AVG	LG	TD
NONE					

PUNTING	NO	YDS	AVG	TB	IN20	LG
J.Berry	4	195	48.8	0	1	55
Total	4	195	48.8	0	1	55

PUNT RETURNS	NO	YDS	AVG	FC	LG	TD
A.Brown	0	0	0.0	1	0	0
(DOWNED)	1	0	0.0	0	0	0
(OUT OF BOUNDS)	1	0	0.0	0	0	0
(TOUCHBACK)	2	0	0.0	0	0	0
Total	0	0	0.0	1	0	0

KICKOFF RETURNS	NO	YDS	AVG	FC	LG	TD
F.Toussaint	2	49	24.5	0	27	0
J.Gilbert	1	32	32.0	0	32	0
(TOUCHBACK)	2	0	0.0	0	0	0
Total	3	81	27.0	0	32	0



PATRIOTS

Patriots at Steelers

Game Notes

PATRIOTS 27, STEELERS 16

October 23, 2016 ★ Heinz Field

	1	2	3	4	Final
New England Patriots	7	7	6	7	— 27
Pittsburgh Steelers	0	10	3	3	— 16

The New England Patriots improved to a 6-1 record behind a 127-yard rushing effort by RB LeGarrette Blount that helped the Patriots to a 27-16 victory over the Pittsburgh Steelers at Heinz Field. Blount also scored two rushing touchdowns.

The Patriots broke open a close game in the second half with two big throws from QB Tom Brady to TE Rob Gronkowski. After Pittsburgh closed to within one after a field goal made it 14-13 in the third quarter, Blount had an 11-yard run followed by a 25-yard run, before Brady connected with Gronkowski for a 36-yard touchdown to make it 20-13.

Pittsburgh kicked a field goal early in the fourth quarter on the ensuing drive to close the gap to 20-16, but a 37-yard pass play from Brady to Gronkowski helped get in position for a 5-yard touchdown run by Blount for a 27-16 final.

The Patriots offense was 7-of-12 (58%) on third-down, and held Pittsburgh to 5-of-16 (31%) on third-down.

The Patriots defense held strong after two fumbles were recovered by the Steelers inside New England territory. Pittsburgh failed to score on both turnovers with an intercepted pass in the end zone and a missed field goal.

The Steelers ended the Patriots first drive of the game when LB Jarvis Jones forced and recovered a fumble by WR Chris Hogan at the New England 45-yard line. Pittsburgh moved to the 16-yard line before Patriots CB Malcolm Butler picked off a QB Landry Jones pass intended for WR Antonio Brown in the end zone.

The Patriots took over and engineered a 13-play, 80-yard drive that took over seven minutes before Brady connected with RB James White on a 19-yard touchdown pass for a 7-0 first quarter lead.

New England took a 14-0 lead in the second quarter when Blount scored the first of his two touchdowns on a 3-yard run to culminate an 84-yard drive.

A 51-yard pass from Landry to Brown helped Pittsburgh get in position for 14-yard touchdown pass from Landry to WR Darrius Heyward-Bey on the next drive to make it 14-7. Pittsburgh got into New England territory on its next two drives but missed a field goal before a 32-yard field goal before the end of the half made it 14-10.

Pittsburgh scored a field goal on its first possession in the third quarter to make close to a 1-point New England lead at 14-13. Brady and Gronkowski responded with the 36-yard touchdown pass to make it 20-13 heading into the final quarter of play.

Pittsburgh answered with a field goal to make it 20-16 early in the fourth quarter before Brady and Gronkowski connected on a 37-yard pass to set up a 5-yard touchdown run by Blount for a 27-16 lead.



HOT START FOR PATS

The Patriots have started the season with at least six wins in their first seven games for the eighth time in team history and for the sixth time under head coach Bill Belichick after the 27-16 win over Pittsburgh pushed the Patriots to a 6-1 start. The Patriots started the season 6-1 in 1974, 1980, 2004, 2006, 2010 and 2016. In 2007, New England started the season 7-0 and in 2015 the Patriots started the season 10-0.

ROAD WARRIORS

Since the start of the 1994 season when Robert Kraft purchased the team, the Patriots have the best regular-season road record in the NFL. The Patriots are 3-0 in 2016 on the road.

TEAM	RECORD	PCT.
New England	109-70	.609
Pittsburgh	97-82	.542
Indianapolis	95-85	.519
Green Bay	93-85	.522

TEAM INTERCEPTION MARK

The Patriots have yet to throw an interception in 2016 through the first seven games, setting a team mark to start a season. The old mark was in 2015 when the Patriots did not throw a pick in the first four games. The overall team record for most consecutive games without an interception is eight straight games, set in the second half of the 2010 season. The NFL record to start a season without an interception is nine games set by Cleveland in 1960. The Patriots join the 2008 Washington Redskins (8) and 1960 Browns (9) as the only teams with no interceptions through first seven games to start a season.



GRONK APPROACHING TD RECORD

TE Rob Gronkowski tied Stanley Morgan for the most touchdowns overall and most touchdown receptions in team history with his 36-yard score in the third quarter. He is now tied with Stanley Morgan with 68 total touchdowns and 67 touchdown receptions.

MOST CAREER TOUCHDOWNS BY A PATRIOTS PLAYER

Player	Touchdowns
1t. Rob Gronkowski	68 (67, rec, 1 rush)
1t. Stanley Morgan	68 (67 rec, 1 ret)
3. Ben Coates	50
4. Randy Moss	50
5. Sam Cunningham	49
6. Jim Nance	46
7. Tony Collins	44

MOST TOUCHDOWN RECEPTIONS BY A PATRIOTS PLAYER

Player	Touchdowns
1t. Rob Gronkowski	67
1t. Stanley Morgan	67
2. Ben Coates	50
2. Randy Moss	50

MOST RECEIVING TOUCHDOWNS BY A PATRIOTS TIGHT END

Player	TD	Years
Rob Gronkowski	67	2010-Present
Ben Coates	50	1991-99
Russ Francis	28	1975-80, 87-88
Ben Watson	20	2004-09

MOVIN' ON UP

Gronkowski entered the game in 16th place among NFL tight ends with 5,837 career yards and had 93 yards receiving to moved past Todd Heap (5,869) and Todd Christensen (5,872) into 14th place all-time with 5,930 receiving yards. Vernon Davis is in 13th place with 6,064 receiving yards.



PATRIOTS

Patriots at Steelers

Game Notes

BRADY, GRONK, REPEAT

The 36-yard touchdown pass from Tom Brady to Rob Gronkowski is the 66th touchdown connection between the two, the second most between a quarterback and a tight end in NFL history. The two are now in sole possession of seventh place all-time, breaking a tie with Jim Kelly and Andre Reed.

THE MOST TD CONNECTIONS BETWEEN A QB AND A TE IN NFL HISTORY

Quarterback	Tight End	Team	TD Connections
Philip Rivers	Antonio Gates	San Diego	79
Tom Brady	Rob Gronkowski	New England	66
Drew Brees	Jimmy Graham	New Orleans	51
Drew Bledsoe	Ben Coates	New England	45
Peyton Manning	Dallas Clark	Indianapolis	44
Sonny Jurgensen	Jerry Smith	Washington	43
Dan Fouts	Kellen Winslow	San Diego	41
John Elway	Shannon Sharpe	Denver	41
Ben Roethlisberger	Heath Miller	Pittsburgh	41

BRADY TO GRONK - 7TH PLACE ALL-TIME

Quarterback	Receiver	Touchdown Connections
Peyton Manning	Marvin Harrison	112
Steve Young	Jerry Rice	85
Dan Marino	Mark Clayton	79
Philip Rivers	Antonio Gates	79
Drew Brees	Marques Colston	72
Peyton Manning	Reggie Wayne	67
Tom Brady	Rob Gronkowski	66
Jim Kelly	Andre Reed	65
Johnny Unitas	Raymond Berry	63
Brett Favre	Antonio Freeman	57

TB12 APPROACHING WINS RECORD

Brady won his 197th game overall, and needs four more wins to become the NFL's all-time leader.

MOST CAREER WINS BY AN NFL QUARTERBACK (REGULAR SEASON AND POSTSEASON)

Quarterback	Teams	Wins
Peyton Manning	IND/DEN	200 (186 reg. season/14 playoffs)
Brett Favre	ATL/GB/NYJ/MIN	199 (186 reg. season/13 playoffs)
Tom Brady	NE	197 (175 reg. season/22 playoffs)
John Elway	DEN	162 (148 reg. season/14 playoffs)

BLOUNT CAREER HIGH IN TDS

RB LeGarrette Blount scored on a 3-yard touchdown run in the second quarter for his seventh rushing touchdown of the season to match his career single-season high. He scored on a 5-yard touchdown run in the fourth quarter for his career-high eighth rushing touchdown of the season. His previous best was his seven rushing touchdowns in 2013 with the Patriots. He is on pace to finish the season with 18 rushing touchdowns. The Patriots record for most rushing touchdowns in a season is 14 by Curtis Martin in 1996 and 1995.

BLOUNT FOR ANOTHER 100

Blount had his third 100-yard game of the 2016 season after finishing with 127 yards rushing on 24 carries for a 5.3-yard average. It is his third 100-yard rushing game of the 2016 season and the 13th 100-yard game of his career. He had 123 yards rushing vs. Miami (9/18/16) and 105 yards rushing vs. Houston (9/22/16).

BLOUNT TD TRAIN ROLLS ON

Blount scored on a 3-yard run and a 5-yard run for his second two-touchdown day of the 2016 and his eighth game of his career with two or more rushing touchdowns. He also scored two rushing touchdowns vs. Houston on Sept. 22, 2016. His career-best is three rushing touchdowns vs. Jacksonville on Sept. 27, 2015.

BUTLER NABS FIRST PICK

CB Malcolm Butler picked off a QB Landry Jones pass in the end zone in the first quarter to end a Pittsburgh scoring threat. In 2015, Butler had two interceptions.

CHUNG LEADS IN TACKLES

S Patrick Chung led the team with 10 total tackles. It marked his eighth career game with 10 or more tackles.

LINEUP NOTES

LB JAMIE COLLINS RETURNS TO ACTION

LB Jamie Collins returned to the starting lineup after missing the previous game with an injury. He finished with eight total tackles.

RB BRANDON BOLDEN RETURNS

RB Brandon Bolden returned to action after missing the previous two games due to injury.

ANTHONY JOHNSON MAKES FIRST NFL START

DL Anthony Johnson made his first NFL start.

DB ERIC ROWE MADE HIS START WITH THE PATRIOTS

DB Eric Rowe made his first start as a member of the Patriots at cornerback in place of Logan Ryan.

LB SHEA MCCLELLIN RETURNS TO ACTION


LB Shea McClellin returned to action after missing the last two games due to injury.

2016 SEASON – GAME #8

NEW ENGLAND PATRIOTS 41, BUFFALO BILLS 25

Sunday, Oct. 30, 2016 ★ New Era Field, Orchard Park, N.Y. ★ 1:02 p.m. EDT

Att: 70,442 ★ Surface: Turf ★ Weather: Rain ★ Temp: 49°F ★ Wind: N 9 mph ★ Time of Game: 3:17



SCORING SUMMARY

	1	2	3	4	F
New England Patriots (7-1)	14	10	14	3	41
Buffalo Bills (4-4)	3	7	7	8	25

TEAM STATISTICS

Visitor: NE Home: BUF

TOTAL FIRST DOWNS	23	25
THIRD DOWN EFFICIENCY	9-13-69%	4-13-31%
FOURTH DOWN EFFICIENCY	0-0-0%	2-4-50%
TOTAL NET YARDS	357	376
Total Offensive Plays	61	68
NET YARDS RUSHING	72	167
NET YARDS PASSING	285	209
PUNTS Number and Average	3-44.7	3-43.7
PENALTIES Number and Yards	10/116	12/84
FUMBLES Number and Lost	1/0	2/0
EXTRA POINTS Made-Attempts	5/5	3/3
FIELD GOALS Made-Attempts	2/2	1/2
RED ZONE EFFICIENCY	3-4-75%	2-4-50%
TIME OF POSSESSION	29:51	30:09

SCORING PLAYS

Team	Qtr	Time	Play Description (Extra Point) (Drive Info)	Visitor	Home
Bills	1	11:05	D.Carpenter 23 yd. Field Goal (10-70, 3:55)	0	3
Patriots	1	4:35	D.Amendola 9 yd. pass from T.Brady (S.Gostkowski kick) (14-70, 6:30)	7	3
Patriots	1	1:33	C.Hogan 53 yd. pass from T.Brady (S.Gostkowski kick) (3-45, 2:08)	14	3
Bills	2	6:26	M.Gillisle 3 yd. run (D.Carpenter kick) (5-59, 2:14)	14	10
Patriots	2	4:18	R.Gronkowski 53 yd. pass from T.Brady (S.Gostkowski kick) (4-79, 2:08)	21	10
Patriots	2	0:00	S.Gostkowski 51 yd. Field Goal (5-28, 0:27)	24	10
Patriots	3	14:00	J.Edelman 12 yd. pass from T. Brady (S.Gostkowski kick) (2-24, 1:00)	31	10
Bills	3	7:57	T.Taylor 26 yd. run (D.Carpenter kick) (13-75, 6:03)	31	17
Patriots	3	3:05	L.Blount 1 yd. run (S.Gostkowski kick) (12-75, 4:52)	38	17
Patriots	4	7:06	S.Gostkowski 32 yd. Field Goal (13-76, 7:49)	41	17
Bills	4	0:30	J.Williams 1 yd run (E.Maneul-N.O'Leary pass) (6-66, 1:56)	41	25

INDIVIDUAL STATISTICS

NEW ENGLAND PATRIOTS					
RUSHING	ATT	YDS	AVG	LG	TD
L.Blount	18	43	2.4	7	1
J.White	2	15	7.5	8	0
T.Brady	1	15	15.0	15	0
J.Edelman	1	0	0.0	0	0
J.Garoppolo	1	-1	-1.0	-1	0
Total	23	72	3.1	15	1

PASSING	ATT	CMP	YDS	SK/YD	TD	LG	IN	RT
T. Brady	33	22	315	4/22	4	53	0	137.0
J.Garoppolo	0	0	0	1/8	0	0	0	0.0
Total	33	22	315	5/30	4	53	0	137.0

PASS RECEIVING	NO	YDS	AVG	LG	TD
R.Gronkowski	5	109	21.8	53	1
C.Hogan	4	91	22.8	53	1
J.Edelman	4	37	9.3	12	1
M.Bennett	4	35	8.8	16	0
D.Amendola	3	29	9.7	15	1
J.White	2	14	7.0	8	0
Total	22	315	14.3	53	4

INTERCEPTIONS	NO	YDS	AVG	LG	TD
NONE					

PUNTING	NO	YDS	AVG	TB	IN20	LG
R.Allen	3	134	44.7	0	0	49
Total	3	134	44.7	0	0	49

PUNT RETURNS	NO	YDS	AVG	FC	LG	TD
J.Edelman	2	19	9.5	0	10	0
(OUT OF BOUNDS)	1	0	0.0	0	0	0
Total	2	19	9.5	0	10	0

KICKOFF RETURNS	NO	YDS	AVG	FC	LG	TD
D.Amendola	2	97	48.5	0	73	0
M.Slater	1	15	15.0	0	15	0
D.McCourty	1	0	0.0	0	0	0
(TOUCHBACK)	1	0	0.0	0	0	0
Total	4	112	28.0	0	73	0

BUFFALO BILLS					
RUSHING	ATT	YDS	AVG	LG	TD
M.Gillisle	12	85	7.1	28	1
T.Taylor	5	48	9.6	26	1
C.Schmidt	1	16	16.0	16	0
B.Tate	1	14	14.0	14	0
J.Williams	5	12	2.4	8	0
R.Bush	2	-8	-4.0	2	0
Total	26	167	6.4	28	2

PASSING	ATT	CMP	YDS	SK/YD	TD	LG	IN	RT
T.Taylor	38	19	183	1/7	0	25	0	63.8
E.Manuel	2	1	35	1/2	0	35	0	95.8
Total	40	20	218	2/9	0	35	0	66.5

PASS RECEIVING	NO	YDS	AVG	LG	TD
R.Woods	4	50	12.5	20	0
W.Powell	3	59	19.7	35	0
M.Gillisle	3	9	3.0	6	0
R.Bush	2	34	17.0	25	0
J.Felton	2	26	13.0	22	0
B.Tate	2	17	8.5	10	0
C.Clay	2	6	3.0	4	0
N.O'Leary	1	10	10.0	10	0
J.Hunter	1	7	7.0	7	3
Total	20	218	10.9	35	0

INTERCEPTIONS	NO	YDS	AVG	LG	TD
NONE					

PUNTING	NO	YDS	AVG	TB	IN20	LG
C.Schmidt	3	131	43.7	0	1	56
Total	3	131	43.7	0	1	56

PUNT RETURNS	NO	YDS	AVG	FC	LG	TD
B.Tate	1	2	2.0	1	2	0
W.Powell	0	0	0.0	1	0	0
Total	1	2	2.0	2	2	0

KICKOFF RETURNS	NO	YDS	AVG	FC	LG	TD
R.Bush	3	68	22.7	0	35	0
(TOUCHBACK)	4	0	0.0	0	0	0
Total	3	68	22.7	0	35	0



PATRIOTS

Patriots at Bills

Game Notes

PATRIOTS 41, BILLS 25

October 30, 2016 ★ New Era Field

	1	2	3	4	Final
New England Patriots	14	10	14	3	— 41
Buffalo Bills	3	7	7	8	— 25

Quarterback Tom Brady threw for 315 yards and four touchdowns to lead the Patriots to a 41-25 victory over the Buffalo Bills to avenge a 16-0 loss in the first meeting and improve to 7-1. Brady also improved to a 26-3 record against Buffalo and tied Brett Favre (26 wins against Detroit) for the most wins against one opponent.

Brady threw a pair of 53-yard touchdowns to WR Chris Hogan and TE Rob Gronkowski and also connected with WR Danny Amendola on a 9-yard score and WR Julian Edelman on a 12-yard touchdown pass. Gronkowski finished with 109-yards and passed Stanley Morgan for most touchdowns overall (69) and most receiving touchdowns (68).

Kicker Stephen Gostkowski drilled 51-yard field goal in the second quarter and added a 32-yarder in the fourth quarter. He was 5-for-5 on extra point attempts.

After Buffalo opened the game with a field goal, Brady led the Patriots on two straight scoring drives for a 14-3 first quarter lead. Brady connected with Amendola on a 9-yard score to finish a 70-yard drive and connected with Hogan on a 53-yard score.

A pass interference penalty against the Patriots helped Buffalo get deep into New England territory midway through the second quarter, leading to a touchdown by Buffalo to make it 14-10. However, the Patriots scored 10 points in the final 6:33 of the half to make it 24-10 at the break. A 20-yard pass from Brady to Hogan was followed by a 53-yard touchdown pass from Brady to Gronkowski on the ensuing drive to give New England a 21-10 lead. Buffalo missed on a 49-yard field goal on the next series, allowing the Patriots to take over at their own 39-yard line. A 15-yard pass from Brady to Amendola helped get in position for a 51-yard field goal by Gostkowski at the buzzer for a 24-10 halftime lead.

The Patriots, who won the coin toss to open the game elected to defer to the second half. Amendola busted out for a 73-yard return and two plays later, Brady hit Edelman for a 12-yard touchdown for a 31-10 lead. Buffalo scored on its next possession, but Brady engineered a 12-play, 75-yard drive that ended with a 1-yard touchdown run by RB LeGarrette Blount for a 38-17 lead heading into the final quarter of play.

The Patriots put the game out of reach in the fourth quarter with a 13-play, 76-yard drive that took 7:49 off the clock before Gostkowski connected on a 32-yard field goal for a 41-17 lead. Buffalo scored a final touchdown with a 2-point play to make with 33 seconds to play for a 41-25 final.



PATS AVOID SWEEP

The Patriots have gone 15 straight seasons without being swept by a division opponent and after avoiding a series sweep with Buffalo with the victory, the Patriots have a chance to extend that mark. The 15 years without being swept is the longest such streak since the 1970 NFL merger. The Los Angeles Rams (11, 1970-1980) and Dallas Cowboys (11, 1971-1981) have the second longest streak.

ROAD WARRIORS

Since the start of the 1994 season when Robert Kraft purchased the team, the Patriots have the best regular-season road record in the NFL with a 110-70 mark. The Patriots are 4-0 in 2016 on the road.

TEAM INTERCEPTION MARK

The Patriots have yet to throw an interception in 2016 through the first eight games, setting a team mark to start a season. The old mark was in 2015 when the Patriots did not throw a pick in the first four games. The Patriots also tied the overall team mark for most consecutive games without an interception with the 2010 team that did not throw an interception in the second half of the season. The NFL record to start a season without an interception is nine games set by Cleveland in 1960. The Patriots join the 2008 Washington Redskins (8) and 1960 Browns (9) as the only teams with no interceptions through first eight games to start a season.

MOST CONSECUTIVE GAMES TO START A SEASON WITHOUT AN INTERCEPTION

9	1960 Cleveland Browns
8	2016 New England Patriots
8	2008 Washington Redskins

MOST CONSECUTIVE GAMES OVERALL WITHOUT AN INTERCEPTION

12	Washington Redskins (2007-2008)
----	---------------------------------

MOST CONSECUTIVE GAMES WITHOUT AN INTERCEPTION IN A SINGLE SEASON

9	1960 Cleveland Browns
9	2015 Kansas City Chiefs

TEAM APPROACHES INT MARK

The Patriots have not thrown an interception in 249 pass attempts to start the season, second in NFL history.

MOST PASS ATTEMPTS TO START A SEASON WITHOUT AN INTERCEPTION

Team	Pass Attempts
Washington Redskins (2008)	251
New England Patriots (2016)	249



BELICHICK WINS 90TH DIV GAME

Bill Belichick won his 90th divisional game and is one of five NFL coaches all-time with at least 90 divisional wins.

GRONK SETS TEAM TD RECORD

TE Rob Gronkowski moved past Stanley Morgan for the most touchdowns overall and most touchdown receptions in team history with his 53-yard score in the second quarter for his 69th touchdown overall and his 68th touchdown reception.

GRONK REACHES 400 RECEPTIONS

Rob Gronkowski became the sixth New England Patriots player to reach 400 receptions. He entered the Buffalo game with 397 receptions and caught five passes to increase his career total to 402 receptions. He is the 35th tight end to reach 400 receptions.

PATRIOTS PLAYERS WITH 400 CAREER RECEPTIONS

Player	Receptions
Wes Welker	672
Troy Brown	557
Stanley Morgan	534
Ben Coates	490
Kevin Faulk	431
Rob Gronkowski	402



PATRIOTS

Patriots at Bills

Game Notes

GRONKOWSKI REACHES 6,000 YDS

Gronkowski entered the Buffalo game with 5,930 career receiving yards added 109 yards to increase his career total to 6,039 receiving yards. He became the 14th NFL tight end with at least 6,000 receiving yards. He is the fourth Patriots player to reach 6,000 receiving yards.

PATRIOTS PLAYERS WITH 6,000 RECEIVING YARDS

Player	Yards
Stanley Morgan	10,352
Wes Welker	7,459
Troy Brown	6,366
Rob Gronkowski	6,039
Irving Fryar	5,726

GRONK GOES OVER 100 AGAIN

Gronkowski finished with his 23rd career 100-yard game after catching five passes for 109 yards. He has moved out of a third-place tie with Jackie Smith for sole possession for the third-most 100-yard games by an NFL tight end with 23, behind Kellen Winslow (24) and Tony Gonzalez (31).

Gronkowski had his third 100-yard game of the 2016 season after finishing with 109 yards. Gronkowski matched his personnel best with five 100-yard games in 2015 and 2011. The NFL record for most 100-yard games in a season by a tight end is six by Tony Gonzalez (2004 and 2000) and Jimmy Graham (2013).

BRADY, GRONK, REPEAT

The 53-yard touchdown pass from Tom Brady to Rob Gronkowski is the 67th touchdown connection between the two, the second most between a quarterback and a tight end in NFL history. The two are now tied with Peyton Manning and Reggie Wayne (67) for sixth all-time.

GRONK GOES LONG

Gronkowski's 53-yard touchdown reception is the second longest reception of his career to the 76-yard touchdown pass from Tom Brady on Nov. 15, 2015 at the New York Giants. It is his third career 50-yard touchdown pass. In addition to the 76-yarder at the Giants, he has a 52-yard touchdown reception vs. Kansas City on Nov. 21, 2011.

BRADY GOES LONG - TWICE

Tom Brady threw a 53-yard touchdown pass to WR Chris Hogan in the first quarter and a 53-yard touchdown pass to TE Rob Gronkowski in the second quarter. It is the 10th time in his career that he has thrown for at least two 50-yard passes in a single game. His career best came in 2009 with three 50-yard strikes at Miami on Dec. 6, 2009.

BRADY BEATS BUFFALO

Tom Brady owns a 26-3 record against the Buffalo Bills. He has more wins against Buffalo than any other NFL team. The New York Jets are second with 21 wins on Brady's list. Brady's 26 wins against Buffalo are the second most wins by a quarterback against an opponent.

MOST WINS BY A STARTING QUARTERBACK AGAINST AN OPPONENT

Player	Wins
Tom Brady	26 wins against Buffalo
Brett Favre	26 wins against Detroit
Brett Favre	23 wins against Chicago
Dan Marino	22 wins against Indianapolis

MR. OCTOBER

Tom Brady owns a 48-13 October record for the most wins in the month by any starting quarterback in NFL history. Peyton Manning (45-16), has the second-most wins in October by an NFL quarterback. Brady has now won 13 straight games in October.

BRADY APPROACHING WINS RECORD

Brady won his 198th game overall, and needs three more wins to become the NFL's all-time leader.

BRADY THROWS FOUR TDS

Tom Brady threw four touchdowns in a game for the 20th time in his career. It is his first four-touchdown game since he threw four touchdowns vs. Miami on Oct. 29, 2015.

BRADY ECLIPSES 300 PASSING YDS

Tom Brady had his third 300-yard game of the 2016 season after passing for 315 yards. It is the 74th time in his career that he has thrown for at least 300 yards, behind only Drew Brees (100) and Peyton Manning (93).

BRADY FINDS ANOTHER TARGET

Tom Brady connected with WR Chris Hogan on a 53-yard touchdown pass in the first quarter. Brady has now thrown touchdown passes to 62 different players in the regular season, tying him with Steve DeBerg for second place all-time for most touchdown targets by an NFL quarterback.

MOST TOUCHDOWN TARGETS BY AN NFL QUARTERBACK

QUARTERBACK	TD TARGETS
Vinny Testaverde	70
Tom Brady	62
Steve DeBerg	62
Brett Favre	61

AMENDOLA'S BIG RETURN

Danny Amendola had a 73-yard kickoff return in the third quarter for the second longest kickoff return of his career. He had an 81-yard kickoff return on Nov. 23, 2014, vs. Detroit.

BLOUNT ON RECORD PACE

RB LeGarrette Blount scored on a 1-yard touchdown run in the third quarter for his ninth rushing touchdown of the season. He has scored at least one touchdown in every game but the first matchup vs. Buffalo on Oct. 2, 2016. He is on pace to finish the season with 18 rushing touchdowns. The Patriots record for most rushing touchdowns in a season is 14 by Curtis Martin in 1996 and 1995.

FLOWERS NETS FIRST TWO SACKS

DL Trey Flowers registered his first NFL sacks after dropping QB Tyrod Taylor for a 7-yard loss in the second quarter and QB EJ Manuel for a 2-yard loss in the fourth quarter.

EDELMAN IN A RUSH

WR Julian Edelman's first quarter rushing attempt was his 36th rushing attempt to push him in front of Irving Fryar for the most rushing attempts by a Patriots wide receiver.

GOSTKOWSKI GOOD FROM 50

Stephen Gostkowski drilled a 51-yard field goal in the second quarter. He has made has made 76.0 percent of his field goals (19-for-25) from 50 yards or more, converting the second-highest percentage of 50-plus yard field goal attempts in NFL history (minimum 15 attempts).

HOGAN GOES LONG

WR Chris Hogan scored on a 53-yard touchdown pass from QB Tom Brady in the first quarter. It is the longest touchdown pass of his career. His previous best was a 38-yard touchdown pass on Sept. 25, 2015, while he played for Buffalo in a game played at Miami. Hogan had a career long with a 63-yard reception on Oct. 9, 2016 at Cleveland.

LINEUP NOTES

DB ERIC ROWE MAKES SECOND STRAIGHT START

DB Eric Rowe made his second straight start at cornerback for the Patriots

ROOKIE LB ELANDON ROBERTS MAKES SECOND NFL START

Rookie **LB Elandon Roberts** made his second NFL start. He made his first NFL start in the victory vs. Cincinnati on Oct. 16

2016 SEASON – GAME #9

SEATTLE SEAHAWKS 31, NEW ENGLAND PATRIOTS 24

Sunday, Nov. 13, 2016 ★ Gillette Stadium, Foxborough, Mass. ★ 8:31 p.m. ET
 Att: 66,829 ★ Surface: Field Turf ★ Weather: Clear ★ Temp: 43°F ★ Wind: SW 3 mph ★ Time of Game: 3:12



SCORING SUMMARY

	1	2	3	4	F
Seattle Seahawks (6-2-1)	6	13	3	9	31
New England Patriots (7-2)	7	7	7	3	24

TEAM STATISTICS

	Visitor: SEA	Home: NE
TOTAL FIRST DOWNS	23	25
THIRD DOWN EFFICIENCY	6-12-50%	6-10-60%
FOURTH DOWN EFFICIENCY	0-0-0%	0-1-0%
TOTAL NET YARDS	420	385
Total Offensive Plays	66	62
NET YARDS RUSHING	96	81
NET YARDS PASSING	324	304
PUNTS Number and Average	2-52.5	2-46.0
PENALTIES Number and Yards	8/60	7/61
FUMBLES Number and Lost	1/0	3/1
EXTRA POINTS Made-Attempts	1/3	3/3
FIELD GOALS Made-Attempts	4/4	1/1
RED ZONE EFFICIENCY	3-7-43%	3-5-60%
TIME OF POSSESSION	30:25	29:35

SCORING PLAYS

Team	Qtr	Time	Play Description (Extra Point) (Drive Info)	Visitor	Home
Patriots	1	10:19	L.Blount 1 yd. run (S.Gostkowski kick) (9-75, 4:41)	0	7
Seahawks	1	7:10	S.Hauschka 27 yd. Field Goal (8-52, 3:09)	3	7
Seahawks	1	1:33	S.Hauschka 31 yd. Field Goal (10-66, 4:13)	6	7
Seahawks	2	10:52	D.Baldwin 6 yd. pass from R.Wilson (kick blocked) (10-65, 4:10)	12	7
Patriots	2	1:05	L.Blount 1 yd. run (S.Gostkowski kick) (11-81, 4:59)	12	14
Seahawks	2	0:06	D.Baldwin 18 yd. pass from R.Wilson (S.Hauschka kick) (7-75, 0:59)	19	14
Patriots	3	7:52	L.Blount 13 yd. run (S.Gostkowski kick) (10-91, 5:34)	19	21
Seahawks	3	2:52	S.Hauschka 41 yd. Field Goal (9-52, 5:00)	22	21
Patriots	4	13:00	S.Gostkowski 30 yd. Field Goal (10-63, 4:52)	22	24
Seahawks	4	8:56	S.Hauschka 23 yd. Field Goal (8-58, 4:04)	25	24
Seahawks	4	4:24	D.Baldwin 15 yd. pass from R.Wilson (pass failed) (8-48, 4:05)	31	24

INDIVIDUAL STATISTICS

SEATTLE SEAHAWKS

RUSHING	ATT	YDS	AVG	LG	TD
C.Prosise	17	66	3.9	10	0
C.Michael	5	22	4.4	9	0
R.Wilson	3	6	2.0	6	0
A.Collins	1	2	2.0	2	0
Total	26	96	3.7	10	0

NEW ENGLAND PATRIOTS

RUSHING	ATT	YDS	AVG	LG	TD
L.Blount	21	69	3.3	13	3
T.Brady	5	7	1.4	3	0
J.White	2	5	2.5	3	0
Total	28	81	2.9	13	3

PASSING	ATT	CMP	YDS	SK/YD	TD	LG	IN	RT
R.Wilson	37	25	348	3/24	3	39	0	124.6
Total	37	25	348	3/24	3	39	0	124.6

PASS RECEIVING	NO	YDS	AVG	LG	TD
C.Prosise	7	87	12.4	38	0
D.Baldwin	6	59	9.8	18	3
J.Graham	4	48	12.0	19	0
T.Lockett	3	72	24.0	36	0
P.Richardson	2	52	26.0	39	0
J.Kearse	2	26	13.0	20	0
C.Michael	1	4	4.0	4	0
Total	25	348	13.9	39	3

INTERCEPTIONS	NO	YDS	AVG	LG	TD
D.Sheard	1	2	2.0	2	0
Total	1	2	2.0	2	0

PUNTING	NO	YDS	AVG	TB	IN20	LG
J.Ryan	2	105	52.5	0	2	54
Total	2	105	52.5	0	2	54

PUNT RETURNS	NO	YDS	AVG	FC	LG	TD
T.Lockett	2	4	2.0	0	5	0
Total	2	4	2.0	0	5	0

KICKOFF RETURNS	NO	YDS	AVG	FC	LG	TD
T.Lockett	1	32	32.0	0	32	0
(OUT OF BOUNDS)	1	0	0.0	0	0	0
(TOUCHBACK)	3	0	0.0	0	0	0
Total	1	32	32.0	0	32	0

PASSING	ATT	CMP	YDS	SK/YD	TD	LG	IN	RT
T.Brady	32	23	316	2/12	0	36	1	90.1
Total	32	23	316	2/12	0	36	1	90.1

PASS RECEIVING	NO	YDS	AVG	LG	TD
M.Bennett	7	102	14.6	36	0
J.Edelman	7	99	14.1	33	0
J.White	4	32	8.0	13	0
R.Gronkowski	3	56	18.7	26	0
D.Amendola	1	14	14.0	14	0
M.Mitchell	1	13	13.0	13	0
Total	23	316	13.7	36	0

INTERCEPTIONS	NO	YDS	AVG	LG	TD
NONE					

PUNTING	NO	YDS	AVG	TB	IN20	LG
R.Allen	2	92	46.0	0	2	56
Total	2	92	46.0	0	2	56

PUNT RETURNS	NO	YDS	AVG	FC	LG	TD
Cy.Jones	2	8	4.0	0	4	0
Total	2	8	4.0	0	4	0

KICKOFF RETURNS	NO	YDS	AVG	FC	LG	TD
Cy.Jones	1	43	43.0	0	43	0
J.Develin	1	6	6.0	0	6	0
(TOUCHBACK)	6	0	0.0	0	0	0
Total	2	49	24.5	0	43	0



PATRIOTS

Patriots vs. Seahawks Game Notes

SEAHAWKS 31, PATRIOTS 24

November 13, 2016 ★ Gillette Stadium

	1	2	3	4	Final
Seattle Seahawks	6	13	3	9	— 31
New England Patriots	7	7	7	3	— 24

After New England won Super Bowl XLIX with a goal-line play, Seattle avenged that loss with their own goal-line stand to secure a 31-24 win over the Patriots in a Sunday Night Football matchup at Gillette Stadium.

Down 31-24 late in the game, the Patriots drove 78 yards to the Seattle 1-yard line and had four chances to get the ball in the end zone. QB Tom Brady's fourth-down fade pass to TE Rob Gronkowski fell incomplete with 14 seconds to play. Seattle ran two plays from the 1-yard line to secure the victory.

Seattle WR Doug Baldwin caught three touchdown passes from QB Russell Wilson, including 15-yard pass with 4:24 to go in the fourth quarter.

The Patriots opened the game with a nine-play, 75-yard drive that ended with a 1-yard touchdown run by RB LeGarrette Blount, the first of his three rushing touchdowns. Seattle scored on its next three drives to take a 12-7 lead with two field goals and a touchdown. Before the end of the half, Blount culminated an 81-yard drive with a 1-yard score for a 14-12 lead with 1:05 to play. However, Seattle drove to the New England 18-yard line before Wilson connected with Baldwin for a touchdown and a 19-14 lead at the break.

The lead changed hands three times in the second half, in a seesaw battle before Seattle finally scored the final nine points to take the lead.

After stopping Seattle to open the second half, the Patriots converted three third downs and moved to the 13-yard line where Blount scored his third rushing touchdowns on a 13-yard run to lift the Patriots to a 21-19 lead. Seattle answered with a field goal drive for a 22-21 lead. New England took the ensuing drive and began a drive that ended early in the fourth quarter with a field goal to regain the lead at 24-22. Wilson completed a 38-yard pass to RB C.J. Prosise on a third-and-six to help set up a field goal for a 25-24 lead.

A key sequence occurred in the ensuing kick. Rookie CB Cyrus Jones had a 43-yard kickoff return. He fumbled on the play but S Nate Ebner was able to recover at the Seattle 43-yard line. Two plays later, Brady hit WR Julian Edelman for a short pass but Edelman was hit on the play and fumbled, allowing the Seahawks to take over. The Seahawks converted the turnover into a touchdown pass to extend their lead to 31-24. Seattle attempted a two-point play, that failed, allowing the Patriots a chance to tie the game with a touchdown and extra point.



PATS SET INT RECORD

The Patriots set an NFL record by going 258 pass attempts to start the season without an interception to surpass the 2008 Washing Redskins, who went 251 pass attempts without an interception to start the season. Jacoby Brissett (55), Jimmy Garoppolo (60) and Tom Brady (143) combined for the record.

MOST PASS ATTEMPTS TO START A SEASON WITHOUT AN INTERCEPTION

Team	Pass Attempts
New England Patriots (2016)	258
Washington Redskins (2008)	251

INT STREAK ENDS

The Patriots threw their first interception of the season in the second quarter, falling one game shy of the NFL record for most games without an interception to start a season.

MOST CONSECUTIVE GAMES TO START A SEASON WITHOUT AN INTERCEPTION

9	1960 Cleveland Browns
8	2016 New England Patriots
8	2008 Washington Redskins



BLOUNT TIES CAREER-HIGH

RB LeGarrette Blount tied his personal best with three rushing touchdowns. He scored on a pair of 1-yard runs and a 13-yard run. It is his second career three-touchdown game in the regular season. He also had three rushing touchdowns vs. Jacksonville on Sept. 27, 2015. Blount tied a Patriots record overall with four rushing touchdowns in the 2013 AFC Divisional win vs. Indianapolis on Jan. 11, 2014.

MOST RUSHING TOUCHDOWNS IN A GAME BY A PATRIOTS PLAYER

4	Jonas Gray at Indianapolis, Nov. 16, 2014
3	LeGarrette Blount vs. Seattle, Nov. 13, 2016
3	LeGarrette Blount vs. Jacksonville, Sept. 27, 2015
3	Corey Dillon vs. Detroit, Dec. 3, 2006
3	Curtis Martin vs. Miami, Nov. 3, 1996
3	Mosi Tatupu at LA Rams, Dec. 11, 1983
3	Tony Collins vs. NY Jets, Sept. 18, 1983
3	Sam Cunningham at Buffalo, Oct. 20, 1974

BLOUNT ON RECORD PACE

RB LeGarrette Blount pushed his 2016 totals to 12 rushing touchdowns after scoring on two 1-yard touchdown runs in the first half and a 13-yard run in the third quarter. He is the 10th Patriots player to reach 10 rushing touchdowns and it is the 14th time the Patriots have had a player reach 10 rushing touchdowns in a season. Blount is on pace to finish the season with 21 rushing touchdowns. The Patriots' record for most rushing touchdowns in a season is 14 by Curtis Martin in 1995 and 1996. The NFL record for most rushing touchdowns in a season is 28 by LaDarian Tomlinson in 2006 with San Diego. A player has rushed for 20 or more touchdowns in a season 20 times.

MOST RUSHING TOUCHDOWNS/SEASON IN PATRIOTS HISTORY

14	Curtis Martin, 1996
14	Curtis Martin, 1995
13	BenJarvus Green-Ellis, 2010
13	Corey Dillon, 2006
12	LeGarrette Blount, 2016
12	Stevan Ridley, 2012
12	Corey Dillon, 2005
12	Corey Dillon, 2004
12	Antowain Smith, 2001
12	Steve Grogan, 1976
11	BenJarvus Green-Ellis, 2011
11	Horace Ivory, 1978
11	Jim Nance, 1966
10	Tony Collins, 1983



PATRIOTS

Patriots vs. Seahawks Game Notes

BLOUNT SCORES AGAIN

Blount has scored in eight of the Patriots nine games in 2016. Randy Moss scored in 13 of the 16 games in 2007, the Patriots record for most games with at least one touchdown in a 16-game season in team history. Seven Patriots players have scored in 10 games in a season, most recently by TE Rob Gronkowski in 2014.

BLOUNT SCORES IN FIFTH STRAIGHT

Blount has scored at least one rushing touchdown in five straight games.

Most Consecutive Games Rushing TD in Patriots History

7 Curtis Martin (10/13/96-11/24/96)

6 Stevan Ridley (10/28/12-12/10/12)

6 Laurence Maroney (10/18/09-11/30/09)

6 Robert Edwards (9/07/98-10/19/98)

5 LeGarrette Blount (10/09/16-11/13/16)

5 Stevan Ridley (10/13/13-11/18/13)

5 BenJarvus Green-Ellis (9/26/10-10/31/10)

5 Curtis Martin (10/23/95-11/19/95)

5 Horace Ivory (10/22/78-11/19/78)

PACING FOR 1,000

Blount has rushed for 678 yards this season and is on pace for 1,205 yards. It would be the 15th time in team history and first since 2012 that the Patriots would have a 1,000-yard rusher in a season.

PATRIOTS WITH 1,000 YARDS RUSHING IN A SEASON

<u>Player</u>	<u>Yards</u>	<u>Year</u>
Stevan Ridley	1,263	2012
BenJarvus Green-Ellis	1,008	2010
Corey Dillon	1,635	2004
Antowain Smith	1,157	2001
Robert Edwards	1,115	1998
Curtis Martin	1,160	1997
Curtis Martin	1,152	1996
Curtis Martin	1,487	1995
Leonard Russell	1,088	1993
John Stephens	1,168	1988
Craig James	1,227	1985
Tony Collins	1,049	1983
Sam Cunningham	1,015	1977
Jim Nance	1,216	1967
Jim Nance	1,458	1966

MOST YARDS RUSHING IN A SEASON IN PATRIOTS HISTORY

1,635 Corey Dillon, 2004
 1,487 Curtis Martin, 1995
 1,458 Jim Nance, 1966
 1,263 Stevan Ridley, 2012
 1,227 Craig James, 1985
 1,216 Jim Nance, 1967
 1,168 John Stephens, 1988

BENNETT GOES OVER 100 AGAIN

TE Martellus Bennett set a single-season best with his third 100-yard game of the 2016 season after finishing with 102 yards on seven receptions. He had 114 vs. Miami on Sept. 18 and 109 vs. Buffalo on Oct. 2. He had two 100-yard games in 2014. Overall, Bennett now has five career 100-yard games.

McCLELLIN BLOCKS XP

LB Shea McClellin blocked a second-quarter extra point attempt. It is the first blocked kick of his career and the first blocked extra point since LB Jamie Collins blocked an extra point at Indianapolis on Oct. 18, 2015.

FLOWERS DOUBLES UP AGAIN

DL Trey Flowers had his second straight two-sack game after finishing with two sacks for 15 yards. He had a 7-yard sack in the first quarter and an 8-yard sack in the third quarter. Flowers registered his first two career sacks in the win at Buffalo on Oct. 20.

BRADY ECLIPSES 300 PASSING YDS

Tom Brady completed 23-of-32 passes for 316 yards for his fourth 300-yard game of 2016. Overall, Brady has 75 career 300-yard games, third in NFL history to the 102 by Drew Brees and the 93 by Peyton Manning.

HIGHTOWER NETS 10 TACKLES

LB Dont'a Hightower finished with a team-leading 10 total tackles. It is his 15th career 10-plus tackle game and his second of the 2016 season. He had 13 total tackles in the win vs. Cincinnati on Oct. 16.

LINEUP NOTES

DL TREY FLOWERS MAKES FIRST NFL START

DL Trey Flowers made his first NFL start. He had his second straight two-sack game.

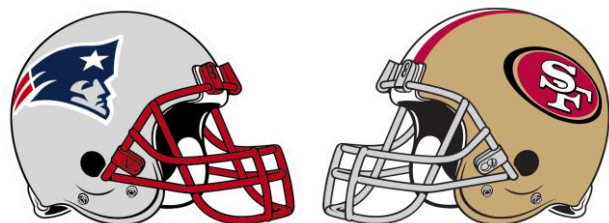
ROOKIE DB CYRUS JONES RETURNS TO ACTION

Rookie **DB Cyrus Jones** returned to action after missing the last three games. He was used as a kick returner and a punt returner.

2016 SEASON – GAME #10

NEW ENGLAND PATRIOTS 30, SAN FRANCISCO 49ERS 17

Sunday, Nov. 20, 2016 ★ Levi's Stadium, Santa Clara, Calif. ★ 4:25 p.m. EST
 Att: 70,178 ★ Surface: Grass ★ Weather: Cloudy with Rain ★ Temp: 64°F ★ Wind: SSE 6 mph ★ Time of Game: 3:06



SCORING SUMMARY

	1	2	3	4	F
New England Patriots (8-2)	6	7	0	17	30
San Francisco 49ers (1-9)	3	7	0	7	17

TEAM STATISTICS

	Visitor: NE	Home: SF
TOTAL FIRST DOWNS	28	20
THIRD DOWN EFFICIENCY	8-16-50%	5-14-36%
FOURTH DOWN EFFICIENCY	1-1-100%	0-0-0%
TOTAL NET YARDS	444	299
Total Offensive Plays	71	62
NET YARDS RUSHING	171	122
NET YARDS PASSING	273	177
PUNTS Number and Average	5-43.2	8-41.6
PENALTIES Number and Yards	5/40	10/68
FUMBLES Number and Lost	1/0	5/0
EXTRA POINTS Made-Attempts	3/4	2/2
FIELD GOALS Made-Attempts	1/1	1/1
RED ZONE EFFICIENCY	3-5-60%	2-3-67%
TIME OF POSSESSION	29:17	30:43

SCORING PLAYS

Team	Qtr	Time	Play Description (Extra Point) (Drive Info)	Visitor	Home
Patriots	1	10:10	J.Edelman 4 yd. pass from T.Brady (kick failed, wr) (6-27, 2:53)	6	0
49ers	1	2:40	P.Dawson 33 yd. Field Goal (12-60, 7:30)	6	3
Patriots	2	14:53	J.White 9 yd. pass from T.Brady (S.Gostkowski kick) (6-77, 2:47)	13	3
49ers	2	4:56	V.McDonald 18 yd. pass from C.Kaepernick (P.Dawson kick) (8-92, 4:17)	13	10
Patriots	4	14:55	D.Amendola 5 yd. pass from T.Brady (S.Gostkowski kick) (10-80, 4:21)	20	10
Patriots	4	10:06	M.Mitchell 56 yd. pass from T.Brady (S.Gostkowski kick) (5-70, 1:55)	27	10
Patriots	4	6:11	S.Gostkowski 38 yd. Field Goal (8-50, 3:04)	30	10
49ers	4	2:06	S.Draughn 13 yd. pass from C.Kaepernick (P.Dawson kick) (12-75, 4:05)	30	17

INDIVIDUAL STATISTICS

NEW ENGLAND PATRIOTS

RUSHING	ATT	YDS	AVG	LG	TD
L.Blount	19	124	6.5	44	0
D.Lewis	5	23	4.6	12	0
T.Brady	4	12	3.0	7	0
J.Edelman	2	12	6.0	7	0
Total	30	171	5.7	44	0

PASSING	ATT	CMP	YDS	SK/YD	TD	LG	IN	RT
T.Brady	40	24	280	1/7	4	56	0	114.6
Total	40	24	280	1/7	4	56	0	114.6

PASS RECEIVING	NO	YDS	AVG	LG	TD
J.Edelman	8	77	9.6	21	1
J.White	6	63	10.5	25	1
M.Mitchell	4	98	24.5	56	1
D.Lewis	3	26	8.7	9	0
D.Amendola	2	2	1.0	5	1
M.Bennett	1	14	14.0	14	0
Total	24	280	11.7	56	4

INTERCEPTIONS	NO	YDS	AVG	LG	TD
NONE					

PUNTING	NO	YDS	AVG	TB	IN20	LG
R.Allen	5	216	43.2	1	1	50
Total	5	216	43.2	1	1	50

PUNT RETURNS	NO	YDS	AVG	FC	LG	TD
D.Amendola	3	46	15.3	1	30	0
Cy.Jones	1	0	0.0	2	0	0
(TOUCHBACK)	1	0	0.0	0	0	0
Total	4	46	11.5	3	30	0

KICKOFF RETURNS	NO	YDS	AVG	FC	LG	TD
Cy.Jones	2	33	16.5	0	20	0
J.Develin	1	14	14.0	0	14	0
D.Amendola	1	2	2.0	0	2	0
Total	4	49	12.3	0	20	0

SAN FRANCISCO 49ERS

RUSHING	ATT	YDS	AVG	LG	TD
C.Hyde	19	86	4.5	13	0
C.Kaepernick	4	32	8.0	17	0
D.Harris	4	4	1.0	2	0
Total	27	122	4.5	17	0

PASSING	ATT	CMP	YDS	SK/YD	TD	LG	IN	RT
C.Kaepernick	30	16	206	5/29	2	26	0	97.4
Total	30	16	206	5/29	2	26	0	97.4

PASS RECEIVING	NO	YDS	AVG	LG	TD
V.McDonald	3	46	15.3	24	1
S.Draughn	3	43	14.3	26	1
G.Celek	3	41	13.7	19	0
C.Hyde	3	24	8.0	12	0
C.Harper	2	35	17.5	19	0
Q.Patton	2	17	8.5	10	0
Total	16	206	12.9	26	2

INTERCEPTIONS	NO	YDS	AVG	LG	TD
NONE					

PUNTING	NO	YDS	AVG	TB	IN20	LG
B.Pinion	8	333	41.6	1	0	49
Total	8	333	41.6	1	0	49

PUNT RETURNS	NO	YDS	AVG	FC	LG	TD
J.Kerley	2	9	4.5	0	9	0
(DOWNED)	1	0	0.0	0	0	0
(OUT OF BOUNDS)	1	0	0.0	0	0	0
(TOUCHBACK)	1	0	0.0	0	0	0
Total	2	9	4.5	0	9	0

KICKOFF RETURNS	NO	YDS	AVG	FC	LG	TD
J.Shepherd	1	10	10.0	0	10	0
(TOUCHBACK)	5	0	0.0	0	0	0
Total	1	10	10.0	0	10	0



PATRIOTS

Patriots at 49ers

Game Notes

PATRIOTS 30, 49ERS 17

November 20, 2016 ★ Levi's Stadium

	1	2	3	4	Final
New England Patriots	6	7	0	17	— 30
San Francisco 49ers	3	7	0	7	— 17

The New England Patriots rebounded from the loss to Seattle with a 30-17 win at San Francisco to improve to an 8-2 record. With the win, the Patriots are guaranteed to finish with a record of .500 or better for the 16th consecutive season.

For the first time in his 17 seasons, QB Tom Brady played at San Francisco against his hometown team. He threw for 280 yards and four touchdowns to lead the Patriots to victory. With the win, Brady tied Brett Favre with 199 total wins, one win behind all-time leader Peyton Manning at 200 career wins.

Brady completed eight of his first nine passes and nine of 11, while the defense recorded five first half sacks, including a sack by CB Malcolm Butler on the game's first play for his first career sack.

RB LeGarrette Blount inched closer to a 1,000-yard season with his fourth 100-yard game of the year, gaining 124 yards on 19 carries. He also set up a key Patriots score with a 44-yard run to the San Francisco 33-yard line.

Rookie WR Malcolm Mitchell had a career-day, with four receptions for 98 yards, including a 56-yard touchdown catch from Brady in the fourth quarter.

The Patriots scored touchdowns on their first two offensive drives and then slowed down until a 17-point fourth quarter. After stopping the 49ers on the game's opening drive, WR Danny Amendola's 30-yard punt return allowed the Patriots to open their first drive at the San Francisco 27-yard line. The Patriots moved to the 4-yard line where Brady connected with WR Julian Edelman on a touchdown pass for a 6-0 lead after a failed extra point. San Francisco answered with a field goal to make it 6-3 at the end of the first quarter.

Blount ripped off a 44-yard run on the ensuing drive that helped set up a touchdown in the second quarter on a 9-yard pass from Brady to RB James White, to extend the lead to 13-3. The 49ers scored before the end of the half to make it 13-10 at the break.

After a scoreless third quarter, the Patriots ended a 10-play, 80-yard drive with a 5-yard touchdown pass from Brady to Amendola on the first play of the fourth quarter to make it 20-10.

The Patriots defense stopped San Francisco on three straight series of three-and-out and scored on three of their four fourth quarter possessions before running out the clock to win the game on their fifth drive of the game, a drive that ended at the San Francisco 3-yard line.

Later in the fourth quarter, Brady connected with Mitchell for a 56-yard touchdown for a 27-10 lead. After stopping the 49ers on the ensuing drive, a 21-yard pass from Brady to Edelman followed by a 20-yard run by Blount helped set up a 38-yard field goal by K Stephen Gostkowski for a 30-10 lead.

San Francisco converted three third downs on its next possession to help set up a touchdown. The Patriots were able to move to the San Francisco 3-yard line and run off the final two minutes of the game to secure the victory.



PATS BETTER THAN AVERAGE

After improving to 8-2 on the 2016 season, the Patriots are guaranteed to finish the season with a record of .500 or better for the 16th consecutive year. At the conclusion of the 2016 season, the Patriots will be the only NFL team to finish with a record of .500 or better in each of the last 16 years (2001-2016). Each of the other 31 NFL teams had at least one losing season since 2001.

PATS SACK PARTY I

The Patriots tied a team mark for most first half sacks with five sacks against the 49ers. The Patriots also had five first half sacks at Arizona on Sept. 19, 2004 in a game that they finished with five. The Patriots record for most sacks in a half overall is six, which was done three different times in the second half of a game, most recently on Oct. 27, 2013 vs. Miami.

PATS SACK PARTY II

The Patriots finished with five sacks. The Patriots defense had five or more sacks four times in 2015, including a season-high of eight sacks at Buffalo on Sept. 20, 105.

INTER-CONFERENCE SUCCESS

The New England Patriots own a 47-12 (.797) record vs. NFC teams since realignment in 2002, the best inter-conference record in the NFL during that time.

NFL'S BEST INTER-CONFERENCE RECORD SINCE 2002

Team	W	L	T	Pct.
New England	47	12	0	.797
Pittsburgh 39	19	1	0	.669
Indianapolis	38	21	0	.644
Denver 37	23	0	0	.617
Baltimore 34	25	0	0	.576
Cincinnati 34	22	3	0	.602
Philadelphia	34	23	1	.595
Atlanta 34	24	1	0	.585
Tennessee	34	25	0	.576

ROAD WARRIORS

Since the start of the 1994 season when Robert Kraft purchased the team, the Patriots have the best regular-season road record in the NFL.

TEAM	RECORD	PCT.
New England	111-70	.613
Pittsburgh	98-83	.541
Indianapolis	96-85	.530
Denver	93-88	.514
Green Bay	93-87	.517

BOUNCE BACK PATS

Since the beginning of 2003, the Patriots are 42-6 (.875) in regular-season games following a loss. They have dropped back-to-back regular season games in 2006, 2009, 2011, 2012 and 2015 (twice). As a starter in his career, Tom Brady is 42-10 in games following a loss.

GOING LONG

Tom Brady connected with WR Malcolm Mitchell for a 56-yard touchdown pass in the fourth quarter. It is the fifth pass play of over 50 yards in 2016. It is the third longest pass play of the 2016 season, next to the 58-yarder by TE Martellus Bennett vs. Buffalo on Oct. 2 and a 63-yard pass by Chris Hogan at Cleveland on Oct. 9, 2016.



PATRIOTS

Patriots at 49ers Game Notes

INDIVIDUAL NOTES

BRADY TIES FAVRE

Brady won his 199th game overall, and needs two more wins to become the NFL's all-time leader.

MOST CAREER WINS BY AN NFL QUARTERBACK (REGULAR SEASON AND POSTSEASON)

Quarterback	Teams	Wins
Peyton Manning	IND/DEN	200 (186 reg. season/14 postseason)
Tom Brady	NE	199 (177 reg. season/22 postseason)
Brett Favre	ATL/GB/NYJ/MIN	199 (186 reg. season/13 postseason)
John Elway	DEN	162 (148 reg. season/14 postseason)

BRADY SCORES FOUR AGAIN

Tom Brady threw four touchdown pass for the second time in 2016. He had four touchdowns in the win at Buffalo on Oct. 30. He has thrown for four or more touchdowns in a game 26 times. He has thrown for four touchdowns in a game 21 times.

APPROACHING 60K

Brady threw for 280 yards against the 49ers and needs 57 yards to become the fifth NFL player to reach 60,000 passing yards.

Player	Passing yards
1. Peyton Manning	71,940
2. Brett Favre	71,838
3. Drew Brees	64,180
4. Dan Marino	61,361
5. Tom Brady	59,943
6. John Elway	51,475
7. Warren Moon	49,325
8. Fran Tarkenton	47,003
9. Eli Manning	46,668
10. Vinny Testaverde	46,233

BLOUNT HITS CENTURY MARK AGAIN

Blount had his fourth 100-yard game of the 2016 season after finishing with 124 yards rushing on 19 carries for a 6.5-yard average. Blount matched his career single-season high with his four 100-yard games. He had four 100-yard games as a rookie in 2010 with the Tampa Bay Buccaneers

PACING FOR 1,000

Blount has rushed for 678 yards this season and is on pace for 1,205 yards. It would be the 15th time in team history and first since 2012 that the Patriots would have a 1,000-yard rusher in a season.

PATRIOTS WITH 1,000 YARDS RUSHING IN A SEASON

Player	Yards	Year
Stevan Ridley	1,263	2012
BenJarvus Green-Ellis	1,008	2010
Corey Dillon	1,635	2004
Antowain Smith	1,157	2001
Robert Edwards	1,115	1998
Curtis Martin	1,160	1997
Curtis Martin	1,152	1996
Curtis Martin	1,487	1995
Leonard Russell	1,088	1993
John Stephens	1,168	1988
Craig James	1,227	1985
Tony Collins	1,049	1983
Sam Cunningham	1,015	1977
Jim Nance	1,216	1967
Jim Nance	1,458	1966

MOST YARDS RUSHING IN A SEASON IN PATRIOTS HISTORY

- 1,635 Corey Dillon, 2004
- 1,487 Curtis Martin, 1995
- 1,458 Jim Nance, 1966
- 1,263 Stevan Ridley, 2012
- 1,227 Craig James, 1985
- 1,216 Jim Nance, 1967
- 1,168 John Stephens, 1988

BLOUNT GOES LONG

RB LeGarrette Blount broke free for a 44-yard run in the first quarter. It is his second 40-yard run of the 2016 season. He had a 41-yard touchdown run vs. Houston on Sept. 22. Blount now has six career 40-yard runs.

BLOUNT APPROACHING 1,000 YARDS

Blount needs 198 yards to reach 1,000 yards for the second time in his career. He had a career-best 1,007 yards as a rookie with Tampa Bay in 2010.

MITCHELL FINDS THE END ZONE

Rookie WR Malcolm Mitchell scored on a 56-yard touchdown pass in the fourth quarter for his first touchdown reception of his NFL career. Mitchell finished with four receptions for 98 yards.

MITCHELL FINDS THE END ZONE

Tom Brady connected with WR Malcolm Mitchell on a 56-yard touchdown pass in the fourth quarter. Brady has now thrown touchdown passes to 63 different players in the regular season, second place all-time for most touchdown targets by an NFL quarterback.

MOST TOUCHDOWN TARGETS BY AN NFL QUARTERBACK

Quarterback	TD Targets
Vinny Testaverde	70
Tom Brady	63
Steve DeBerg	62
Brett Favre	61

EDELMAN IN A RUSH

WR Julian Edelman added 12 yards rushing to push his career total to 251 yards, giving him the most rushing yards by a receiver in Patriots history.

MOST RUSHING YARDS BY A PATRIOTS WIDE RECEIVER

Player	Rushing Yards
Julian Edelman	251
Darryl Stingley	244
Irving Fryar	188
Troy Brown	178

WHITE MATCHES CAREER BEST

RB James White recorded a 9-yard touchdown reception in the second quarter for his fourth receiving touchdown of the 2016 season. He matched his career-best. White had four receiving touchdowns in 2005.

AMENDOLA SET NEW CAREER MARK

WR Danny Amendola caught a 5-yard touchdown pass in the fourth quarter for his fourth receiving touchdown of the 2016 season, a single-season career-high. He caught three touchdowns in a season three times (2010 and 2012 with the Rams and in 2015 with the Patriots).

CHUNG IN ON SACK PARTY

S Patrick Chung recorded his first sack of the season as he dropped QB Colin Kaepernick for an 11-yard sack in the first quarter on a third-down play. It is Chung's first since a 3-yard sack in the 2011 season-opener at Miami on Sept. 12, 2011.

BUTLER IN THE BACKFIELD

CB Malcolm Butler recorded his first ever NFL sack with a 1-yard sack of QB Colin Kaepernick on the first play of the first quarter.

LINEUP NOTES

LB KYLE VAN NOY MAKES PATRIOTS DEBUT

LB Kyle Van Noy made his Patriots debut as a reserve on defense. He recorded an 8-yard sack in the second quarter on a third-down play.

TE MATT LENGEL MAKES PATRIOTS DEBUT

TE Matt Lengel made his NFL and Patriots debut in the second quarter.

LB SHEA MCCLELLIN MADE HIS FIRST START AS A PATRIOT

LB Shea McClellin made his first start as a member of the Patriots. McClellin has now started in 32 NFL games.


RB DION LEWIS MAKES HIS 2016 DEBUT

RB Dion Lewis made his 2016 debut after spending the first eight week of the season on the Reserve/PUP List. Lewis was inactive against Seattle.

2016 SEASON – GAME #11

NEW ENGLAND PATRIOTS 22, NEW YORK JETS 17

Sunday, Nov. 27, 2016 ★ MetLife Stadium, East Rutherford, N.J. ★ 4:25 p.m. EST
 Att: 78,160 ★ Surface: Turf ★ Weather: Cloudy ★ Temp: 47°F ★ Wind: WNW 10 mph ★ Time of Game: 3:04



SCORING SUMMARY

	1	2	3	4	F
New England Patriots (9-2)	0	10	3	9	22
New York Jets (3-8)	3	7	0	7	17

TEAM STATISTICS

Visitor: NE Home: NYJ

TOTAL FIRST DOWNS	26	16
THIRD DOWN EFFICIENCY	4-14-29%...	5-11-45%
FOURTH DOWN EFFICIENCY	1-1-100%.....	0-0-0%
TOTAL NET YARDS	377	333
Total Offensive Plays	71	56
NET YARDS RUSHING	91	64
NET YARDS PASSING	286	269
PUNTS Number and Average	4-45.8	4-44.5
PENALTIES Number and Yards	2/15	6/66
FUMBLES Number and Lost	1/0	3/2
EXTRA POINTS Made-Attempts	1/2	2/2
FIELD GOALS Made-Attempts	3/4	1/2
RED ZONE EFFICIENCY	2-4-50%...	1-1-100%
TIME OF POSSESSION	30:36	29:24

SCORING PLAYS

Team	Qtr	Time	Play Description (Extra Point) (Drive Info)	Visitor	Home
Jets	1	10:29	N.Folk 51 yd. Field Goal (8-41, 3:14)	0	3
Jets	2	14:56	M.Marshall 1 yd. pass from R.Fitzpatrick (N.Folk kick) (9-79, 4:46)	0	10
Patriots	2	10:45	S.Gostkowski 28 yd. Field Goal (10-65, 4:11)	3	10
Patriots	2	6:29	M.Mitchell 4 yd. pass from T.Brady (S.Gostkowski kick) (7-50, 3:17)	10	10
Patriots	3	7:34	S.Gostkowski 29 yd. Field Goal (12-58, 5:21)	13	10
Jets	4	10:17	Q.Enunwa 22 yd. pass from R.Fitzpatrick (N.Folk kick) (8-73, 4:32)	13	17
Patriots	4	7:02	S.Gostkowski 41 yd. Field Goal (8-53, 3:15)	16	17
Patriots	4	1:56	M.Mitchell 8 yd. pass from T.Brady (pass failed) (9-83, 3:08)	22	17

INDIVIDUAL STATISTICS

NEW ENGLAND PATRIOTS

RUSHING	ATT	YDS	AVG	LG	TD
L.Blount	11	67	6.1	23	0
D.Lewis	6	24	4.0	15	0
M.Bennett	1	4	4.0	4	0
T.Brady	3	-4	-1.3	-1	0
Total	21	91	4.3	23	0

PASSING	ATT	CMP	YDS	SK/YD	TD	LG	IN	RT
T.Brady	50	30	286	0/0	2	25	0	89.2
Total	50	30	286	0/0	2	25	0	89.2

PASS RECEIVING	NO	YDS	AVG	LG	TD
J.Edelman	8	83	10.4	24	0
M.Mitchell	5	42	8.4	13	2
C.Hogan	4	70	17.5	25	0
D.Lewis	4	34	8.5	16	0
J.White	4	22	5.5	11	0
M.Bennett	3	22	7.3	12	0
D.Amendola	1	8	8.0	8	0
J.Develin	1	5	5.0	5	0
Total	30	286	9.5	25	2

INTERCEPTIONS	NO	YDS	AVG	LG	TD
NONE					

PUNTING	NO	YDS	AVG	TB	IN20	LG
R.Allen	4	183	45.8	0	1	55
Total	4	183	45.8	0	1	55

PUNT RETURNS	NO	YDS	AVG	FC	LG	TD
A.Amendola	2	8	4.0	2	8	0
Total	2	8	4.0	2	8	0

KICKOFF RETURNS	NO	YDS	AVG	FC	LG	TD
D.Amendola	1	24	24.0	0	24	0
(TOUCHBACK)	3	0	0.0	0	0	0
Total	1	24	24.0	0	24	0

NEW YORK JETS

RUSHING	ATT	YDS	AVG	LG	TD
B.Powell	8	36	4.5	7	0
M.Forte	13	27	2.1	6	0
R.Fitzpatrick	2	1	0.5	2	0
Total	23	64	2.8	7	0

PASSING	ATT	CMP	YDS	SK/YD	TD	LG	IN	RT
R.Fitzpatrick	32	22	269	1/0	2	40	0	115.2
Total	32	22	269	1/0	2	40	0	115.2

PASS RECEIVING	NO	YDS	AVG	LG	TD
B.Marshall	6	67	11.2	20	1
Q.Enunwa	5	109	21.8	40	1
M.Forte	3	23	7.7	15	0
R.Anderson	2	34	17.0	25	0
B.Bostick	2	14	7.0	9	0
J.Marshall	2	6	3.0	5	0
A.Seferian-Jenkins	1	9	9.0	9	0
B.Powell	1	7	7.0	7	0
Total	22	269	12.2	40	2

INTERCEPTIONS	NO	YDS	AVG	LG	TD
NONE					

PUNTING	NO	YDS	AVG	TB	IN20	LG
L.Edwards	4	178	44.5	0	1	50
Total	4	178	44.5	0	1	50

PUNT RETURNS	NO	YDS	AVG	FC	LG	TD
J.Ross	1	10	10.0	2	10	0
B.Skrine	1	0	0.0	0	0	0
Total	2	10	5.0	2	10	0

KICKOFF RETURNS	NO	YDS	AVG	FC	LG	TD
J.Ross	3	52	17.3	0	21	0
(TOUCHBACK)	3	0	0.0	0	0	0
Total	3	52	17.3	0	21	0



PATRIOTS

Patriots at Jets

Game Notes

PATRIOTS 22, JETS 17

November 27, 2016 ★ MetLife Stadium

	1	2	3	4	Final
New England Patriots	0	10	3	9	— 22
N.Y. Jets	3	7	0	7	— 17

The New England Patriots overcame a 10-0 deficit in the second quarter and a 17-13 deficit in the fourth quarter to take a 22-17 win over the New York Jets. The win improved the Patriots to a 9-2 record and guaranteed a winning season for the 16th straight season.

QB Tom Brady tied Peyton Manning for the most wins by a quarterback in NFL history with his 200th by throwing the go-ahead touchdown pass to rookie WR Malcolm Mitchell with 1:56 left to play. It was the 50th time that Brady has led the Patriots to a win while facing a fourth-quarter deficit or tie.

Trailing 17-16 with 5:04 to play and the ball at their own 17-yard line. Brady helped lead the Patriots to the New York 8-yard line. After RB James White stretched over the marker for a first-down on a fourth-and-four situation, WR Chris Hogan caught a 25-yard pass to put the ball at the 8-yard line. Brady then zipped a pass to Mitchell in the end zone to give the Patriots the lead at 22-17. A two-point play by the Patriots was initially ruled good, but after a replay it was determined the ball never crossed the goal line.

The Jets started the ensuing drive at their own 25-yard line. On the second play, DL Chris Long forced a fumble on a sack of Jets QB Ryan Fitzpatrick, and DL Trey Flowers recovered for the Patriots with 1:43 to play.

RB LeGarrette Blount had a 23-yard run to the Jets 3-yard line where the Patriots ran off the final second to secure the victory.

The Jets engineered an 8-play, 41-yard drive that ended in a 51-yard field goal on their first drive of the game for a 3-0 first quarter lead. New York extended its lead to 10-0 with a 1-yard touchdown pass from Fitzpatrick to WR Brandon Marshall on the first play of the second quarter.

The Patriots answered with a 10-play, 65-yard drive that ended at the New York 10-yard line where K Stephen Gostkowski drilled a 28-yard field goal to put the Patriots on the board.

CB Malcolm Butler forced and recovered a fumble after a short catch by WR Robby Anderson, allowing the Patriots to start a drive at midfield. The Patriots responded by moving to the New York 4-yard line where Brady connected with Mitchell for a 4-yard touchdown, the first of his two touchdowns on the day.

Both teams missed scoring opportunities before the end of the half. DL Alan Branch blocked a 54-yard Jets field goal, and the Patriots missed 39-yard field goal with six seconds to play in the half.

New England got its first lead of the game on its first possession in the second half, a 12-play, 58-yard drive that ended with a 29-yard Gostkowski field goal for a 13-10 lead.

The Jets took a 17-13 lead with 10:17 left when WR Quincy Enunwa leaped over a Patriots defense for a 22-yard touchdown. A 41-yard field goal from Gostkowski with 7:02 left to play narrowed the Jets lead to 17-16.

Brady finished the day 30-of-50 for 286 yards with two touchdown passes.



ANNUAL ACHIEVEMENT

The win over the Jets improved the Patriots to a 9-2 record. The Patriots have won more than half of their games for 16 consecutive seasons; the first team to win more than half of their games in 16 straight seasons since free agency began in 1993. Additionally, the Patriots are the only team in the NFL to have recorded nine or more wins in each of the last 16 seasons. The Patriots are tied with the San Francisco 49ers (1983-98) and the Dallas Cowboys (1970-85) with the most consecutive winning seasons since the 1970 merger.

ANNUAL ACHIEVEMENT (CONT.)

MOST CONSECUTIVE WINNING SEASONS (SINCE 1970 MERGER)

New England (2001-16)	16
San Francisco (1983-98)	16
Dallas (1970-85)	16
Oakland (1970-80)	11

MOST CONSECUTIVE WINNING SEASONS ALL-TIME

Dallas (1966-85)	20
New England (2001-16)	16
San Francisco (1983-98)	16
Oakland (1965-80)	16
Chicago (1930-44)	15
Green Bay (1934-47)	14
Cleveland (1957-69)	13

MOST SEASONS OF 9+ WINS SINCE 2001

New England	16
Indianapolis	12
Green Bay	11
Pittsburgh	11
Philadelphia	10
Baltimore	10
Seattle	10

CONSISTENT WINNERS

The Patriots have 31 winning seasons since the 1970 merger.

MOST WINNING SEASONS SINCE THE 1970 MERGER

1. Pittsburgh	33
2t. New England	31
2t. Dallas	31
4. Miami	29
5t. Denver	28
5t. Minnesota	28
7. San Francisco	26

KRAFTING A WINNER

Robert Kraft earned his 20th winning season in 23 years of owning the team.

NO SWEEP STREAK ALIVE

With the win over the Jets and after wins against each of the other AFC East teams in 2016 earlier in the year, the Patriots improved to 16 straight seasons without being swept by a division opponent to extend the longest such streak since the 1970 merger. The Dallas Cowboys (13, 1971-1983) and the Los Angeles Rams (11, 1970-1980) are next on the list.

DIVISIONAL DOMINANCE

The New England Patriots own a 74-22 (.771) record in regular-season AFC East games since the beginning of the 2001 season, compiling the best intra-division record of any team in the NFL.

NFL'S TOP DIVISIONAL RECORDS SINCE 2001

Team	W	L	T	Pct.
New England	74	22	0	.771
Indianapolis	69	27	0	.719
Green Bay	66	28	1	.700
Pittsburgh	66	31	0	.680

AFC EAST DIVISIONAL RECORDS SINCE 2001

Team	W	L	T	Pct.	Div. Titles	Years
New England	74	22	0	.771	13	2001, 03-07, 09-15
N.Y. Jets	44	51	0	.463	1	2002
Miami	39	56	0	.411	1	2008
Buffalo	35	61	0	.365	0	—

The Patriots have the highest winning percentage vs. division opponents from November until the end of the season since 2002.

Team	W	L	T	Pct.
New England	36	11	0	.766
Indianapolis	38	12	0	.760
Green Bay	37	16	1	.698
Pittsburgh	39	18	0	.684
Seattle	32	16	0	.667



PATRIOTS

Patriots at Jets

Game Notes

LATE-SEASON SUCCESS

The Patriots have the best record after Thanksgiving since 2001 with a 90-27 record (.769).

BEST RECORDS ON OR AFTER THANKSGIVING SINCE 2001 (INCLUDES REGULAR-SEASON AND PLAYOFF GAMES)

Team	W	L	T	Pct.
New England	90	27	0	.769
Pittsburgh	73	35	0	.676
Indianapolis	68	42	0	.618
Green Bay	66	41	0	.617
Seattle	64	43	0	.598

ROAD WARRIORS

Since the start of the 1994 season when Robert Kraft purchased the team, the Patriots have the best regular-season road record in the NFL.

TEAM	RECORD	PCT.
New England	112-70	.615
Pittsburgh	99-83	.544
Indianapolis	96-85	.530
Denver	93-88	.514
Green Bay	93-87	.517



BRADY AN ALL-TIME WINNER

Tom Brady won his 200th game overall to tie Payton Manning for the most wins overall by an NFL quarterback. Brady reached the 200-win mark in 261 career starts, 31 fewer than the 292 by Manning.

MOST CAREER WINS BY AN NFL QUARTERBACK (REGULAR SEASON AND POSTSEASON)

Quarterback	Teams	Wins
Tom Brady	NE	200 (178 reg. season/22 postseason)
Payton Manning	IND/DEN	200 (186 reg. season/14 postseason)
Brett Favre	ATL/GB/NYJ/MIN	199 (186 reg. season/13 postseason)
John Elway	DEN	162 (148 reg. season/14 postseason)

BRADY AN ALL-TIME WINNER

Bill Belichick has led the Patriots to 16 straight winning seasons (2001-2016), second all-time, behind 20 by Tom Landry (1966-85).

MOST CONSECUTIVE SEASONS WITH A WINNING RECORD

HEAD COACH	TEAM	YEARS
Tom Landry	Dallas	20 - 1966-1985
Bill Belichick	New England	16 - 2001-2016
Curly Lambeau	Green Bay	14 - 1934-1947
Curly Lambeau	Green Bay	12 - 1921-1932
George Halas	Chicago	10 - 1933-1942
John Madden	Oakland	10 - 1969-1978

BRADY REACHES 60K

Tom Brady became the fifth NFL player to reach 60,000 passing yards on an 18-yard completion to WR Julian Edelman in the second quarter.

Player	Passing yards
1. Peyton Manning	71,940
2. Brett Favre	71,838
3. Drew Brees	64,180
4. Dan Marino	61,361
5. Tom Brady	60,229
6. John Elway	51,475
7. Warren Moon	49,325
8. Fran Tarkenton	47,003
9. Eli Manning	46,668
10. Vinny Testaverde	46,233

BRADY BEATS JETS

RB LeGarrette Blount broke free for a 44-yard run in the first quarter. It is his second 40-yard run of the 2016 season. He had a 41-yard touchdown run vs. Houston on Sept. 22. Blount now has six career 40-yard runs.

MITCHELL FINDS THE END ZONE

Tom Brady has 22 wins against the New York Jets as a starter and joins Brett Favre as the only quarterbacks with at least 22 wins against two opponents.

MOST WINS BY A STARTING QUARTERBACK AGAINST AN OPPONENT

Player	Wins
Tom Brady	26 wins against Buffalo
Brett Favre	26 wins against Detroit
Brett Favre	23 wins against Chicago
Tom Brady	22 wins against NY Jets
Dan Marino	22 wins against Indianapolis

BRADY WINS ANOTHER LATE ONE

Brady engineers his 50th career game-winning performance to lead his team to a victory from a fourth-quarter deficit after leading the Patriots back from a 17-13 deficit.

A FIRST FOR BUTLER

CB Malcolm Butler forced and recovered a WR Robby Anderson fumble in the second quarter. It is his first NFL forced fumble and fumble recovery.

BRANCH FOR THE BLOCK

DL Alan Branch blocked a 54-yard field goal attempt by Jets K Nick Folk in the second quarter for his first blocked kick of his career. It is the first blocked field goal for the Patriots since Vince Wilfork blocked a 52-yard attempt by Folk at the New York Jets on Dec. 21, 2014.

MITCHELL FINDS THE END ZONE TWICE

Rookie WR Malcolm Mitchell had his first two-touchdown day. He scored on a 4-yard touchdown pass in the second quarter and an 8-yard game-winning touchdown in the fourth quarter.

HOGAN CAREER HIGH

WR Chris Hogan finished with 70 receiving yards to push his 2016 total to 461 yards, setting a new single-season high. His previous best was 450 yards receiving in 2015 with Buffalo.

LINEUP NOTES

E ROB GRONKOWSKI RETURNED TO ACTION

TE Rob Gronkowski returned to action after missing the game at San Francisco due to injury and was in the starting lineup.

WR CHRIS HOGAN RETURNED TO ACTION

WR Chris Hogan returned to action after missing the game at San Francisco due to injury and was in the starting lineup.

LB KYLE VAN NOY MAKES FIRST START AS A PATRIOT

LB Kyle Van Noy made his first start as a member of the Patriots. Van Noy made seven starts in 2016 while with Detroit.

DL JABAAL SHEARD RETURNED TO PLAY

DL Jabaal Sheard returned to action after being inactive at San Francisco.

2016 SEASON – GAME #12

NEW ENGLAND PATRIOTS 26, LOS ANGELES RAMS 10

Sunday, Dec. 4, 2016 ★ Gillette Stadium, Foxborough, Mass. ★ 1:02 p.m. ET
 Att: 66,829 ★ Surface: Field Turf ★ Weather: Sunny and Cool ★ Temp: 39°F ★ Wind: NW 8 mph ★ Time of Game: 2:58



SCORING SUMMARY

	1	2	3	4	F
Los Angeles Rams (4-8)	0	0	3	7	10
New England Patriots (10-2)	7	10	6	3	26

TEAM STATISTICS

	Visitor: LA	Home: NE
TOTAL FIRST DOWNS	7	20
THIRD DOWN EFFICIENCY	1-12-8%	4-16-25%
FOURTH DOWN EFFICIENCY	1-1-100%	2-2-100%
TOTAL NET YARDS	162	402
Total Offensive Plays	49	75
NET YARDS RUSHING	36	133
NET YARDS PASSING	126	269
PUNTS Number and Average	8-53.8	6-41.2
PENALTIES Number and Yards	4/30	8/46
FUMBLES Number and Lost	0/0	1/0
EXTRA POINTS Made-Attempts	1/1	2/2
FIELD GOALS Made-Attempts	1/1	4/4
RED ZONE EFFICIENCY	1-1-100%	1-2-50%
TIME OF POSSESSION	22:03	37:57

SCORING PLAYS

Team	Qtr	Time	Play Description (Extra Point) (Drive Info)	Visitor	Home
Patriots	1	10:38	L.Blount 43 yd. run (S.Gostkowski kick) (8-80, 4:22)	0	7
Patriots	2	13:04	C.Hogan 14 yd. pass from T.Brady (S.Gostkowski kick) (4-30, 1:56)	0	14
Patriots	2	0:11	S.Gostkowski 28 yd. Field Goal (13-48, 5:19)	0	17
Rams	3	7:50	G.Zuerlein 44 yd. Field Goal (8-29, 4:55)	3	17
Patriots	3	5:08	S.Gostkowski 48 yd. Field Goal (6-49, 2:42)	3	20
Patriots	3	3:06	S.Gostkowski 45 yd. Field Goal (6-13, 1:56)	3	23
Patriots	4	10:48	S.Gostkowski 45 yd. Field Goal (10-58, 4:26)	3	26
Rams	4	1:15	K.Britt 1 yd. pass from J.Goff (G.Zuerlein kick) (6-66, 2:14)	10	26

INDIVIDUAL STATISTICS

LOS ANGELES RAMS

RUSHING	ATT	YDS	AVG	LG	TD
T.Gurley	11	38	3.5	9	0
J.Goff	1	-1	-1.0	-1	0
B.Cunningham	1	-1	-1.0	-1	0
Total	13	36	2.8	9	0

PASSING	ATT	CMP	YDS	SK/YD	TD	LG	IN	RT
J.Goff	32	14	161	4/35	1	66	2	43.9
Total	32	14	161	4/35	1	66	2	43.9

PASS RECEIVING	NO	YDS	AVG	LG	TD
B.Quick	5	48	9.6	17	0
K.Britt	2	67	33.5	66	1
T.Higbee	2	16	8.0	10	0
L.Kendricks	2	13	6.5	11	0
T.Gurley	2	9	4.5	7	0
P.Cooper	1	8	8.0	8	0
Total	14	161	11.5	66	1

INTERCEPTIONS	NO	YDS	AVG	LG	TD
NONE					

PUNTING	NO	YDS	AVG	TB	IN20	LG
J.Hekker	8	430	52.9	0	5	76
Total	8	430	52.9	0	5	76

PUNT RETURNS	NO	YDS	AVG	FC	LG	TD
P.Cooper	4	8	2.0	1	6	0
(DOWNED)	1	0	0.0	0	0	0
Total	4	8	2.0	1	6	0

KICKOFF RETURNS	NO	YDS	AVG	FC	LG	TD
B.Cunningham	4	92	23.0	0	25	0
(TOUCHBACK)	3	0	0.0	0	0	0
Total	4	92	23.0	0	25	0

NEW ENGLAND PATRIOTS

RUSHING	ATT	YDS	AVG	LG	TD
L.Blount	18	88	4.9	43	1
D.Lewis	5	27	5.4	9	0
J.White	3	17	5.7	9	0
T.Brady	3	1	0.3	3	0
Total	29	133	4.6	43	1

PASSING	ATT	CMP	YDS	SK/YD	TD	LG	IN	RT
T.Brady	46	33	269	0/0	1	32	0	93.5
Total	46	33	269	0/0	1	32	0	93.5

PASS RECEIVING	NO	YDS	AVG	LG	TD
J.Edelman	8	101	12.6	32	0
M.Mitchell	8	82	10.3	20	0
C.Hogan	4	23	5.8	14	1
J.White	4	18	4.5	9	0
D.Lewis	4	11	2.8	7	0
D.Amendola	3	30	10.0	17	0
M.Bennett	2	4	2.0	2	0
Total	23	316	13.7	36	0

INTERCEPTIONS	NO	YDS	AVG	LG	TD
M.Butler	1	7	7.0	7	0
K.Van Noy	1	0	0.0	0	0
Total	2	7	3.5	7	0

PUNTING	NO	YDS	AVG	TB	IN20	LG
R.Allen	6	247	41.2	0	2	46
Total	2	247	41.2	0	2	46

PUNT RETURNS	NO	YDS	AVG	FC	LG	TD
D.Amendola	4	6	1.5	0	8	0
Cy.Jones	2	1	0.5	0	1	0
(DOWNED)	1	0	0.0	0	0	0
(OUT OF BOUNDS)	1	0	0.0	0	0	0
Total	6	7	1.2	0	8	0

KICKOFF RETURNS	NO	YDS	AVG	FC	LG	TD
Cy.Jones	1	24	24.0	0	24	0
J.White	1	10	10.0	0	10	0
(TOUCHBACK)	1	0	0.0	0	0	0
Total	2	34	17.5	0	24	0



PATRIOTS

Patriots vs. Rams Game Notes

PATRIOTS 26, RAMS 10

December 4, 2016 ★ Gillette Stadium

	1	2	3	4	Final
Los Angeles Rams	0	0	3	7	— 10
New England Patriots	7	10	6	3	— 26

QB Tom Brady became the NFL's all-time leader in victories among quarterbacks, earning his 201st career win by throwing for 269 yards and one touchdown to lead the New England Patriots to a 26-10 victory over the Los Angeles Rams.

The win improved the Patriots to 10-2 giving the Patriots 10 wins for the 14 consecutive season (2003-16), joining San Francisco (16) as the only teams to accomplish the feat.

New England outgained the Rams 402-162 for the game and held the Rams to just seven first downs. Los Angeles had just 25 yards and one first down at halftime.

K Stephen Gostkowski had a big day, kicking four total field goals, including three field goals from over 40 yards with two 45-yarders and a 48-yarder.

New England built a 17-0 first half lead, and were in front, 26-3, before the Rams finally scored a touchdown with under two minutes to play.

The Patriots opened the game with an 8-play, 80-yard drive that was finished with a 43-yard touchdown run by RB LeGarrette Blount, his 13th rushing touchdown of the season and one touchdown shy of the Patriots single-season record of 14 by RB Curtis Martin in 1995 and 1996.

CB Malcolm Butler intercepted a QB Jared Goff pass at the Rams 37-yard line late in the first quarter. The Patriots turned the turnover into a touchdown when Brady connected with WR Chris Hogan on a 14-yard pass for a 14-0 lead early in the second quarter.

With 5:30 to play in the first half, the Patriots moved from their own 42-yard line before settling for a 28-yard field goal by Gostkowski with 15 seconds to play in the first half for a 17-0 lead.

A 44-yard field goal in the third quarter by the Rams cut the lead to 17-3, but the Patriots next three drives ended in field goals for a 26-3 fourth quarter lead.

Los Angeles scored their only touchdown on a 1-yard touchdown pass from Goff to WR Kenny Britt with 1:20 to play. The score was set up when Goff connected with Britt for a 66-yard pass to the New England 1-yard line.



10-WIN SEASONS I

The win over the Rams improved the Patriots to a 10-2 record. New England has reached at least 10 regular-season wins for 14 consecutive seasons, joining San Francisco (16) as the only teams to accomplish the feat.

Team	Years	Consecutive Seasons with 10+ Wins
San Francisco	1983-1998	16
New England	2003-2016	14
Indianapolis	2002-2010	9
Dallas	1975-1981	7

10-WIN SEASONS II

New England secured its 23rd 10-win season since the 1970 merger, tied with Pittsburgh and San Francisco for the second-most, behind Dallas' 25 10-win season since the merger.

MOST 10-WIN SEASONS SINCE 1970 MERGER

Team	10-win seasons
Dallas	25
New England	23
Pittsburgh	23
San Francisco	23
Denver	21
Miami	21
Philadelphia	20

DECEMBER REIGN

The Patriots have the best record in the NFL in the month of December since 2001.

BEST WINNING PERCENTAGE IN DECEMBER SINCE 2001

Team	W	L	T	Pct.
New England Patriots	55	10	0	.846
Pittsburgh Steelers	47	19	0	.824
Green Bay Packers	46	20	0	.697
Indianapolis Colts	43	23	0	.652
Philadelphia Eagles	43	24	0	.642

CONSISTENT WINNERS

The Patriots defense has 10 seasons holding opponents under 20 points per game since 2001, including in each of the last two seasons. The 2016 Patriots are allowing just 17.3 points per game after holding the Rams to just 10 points. The defense has held its opponent under 20 points in eight games in 2016. The Patriots held their opponents under 20 points 11 times in 2001 and 2006, the most under Bill Belichick.

SEASONS ALLOWING 20 POINTS PER GAME OR FEWER SINCE 2001

Team	Seasons	Years
New England	10	2001, 2003-04, 2006-10, 2014-15
Baltimore	10	2001, 2003-06, 2008-11, 2014
Pittsburgh	10	2001, 2004-08, 2010-12, 2015
Miami	8	2001-03, 2005-06, 2008, 2011-12

LOW INTERCEPTION MARK

The 2016 Patriots have thrown just one interception in 2016 through the first 12 games of the 2016 season, the fewest interceptions thrown by any team through the first 12 games of the season since the 1970 merger. The 2016 Dallas Cowboys have thrown just two interceptions through the first 12 games. Prior to the Patriots and Cowboys, the fewest interceptions through the first 12 games with three by the 2015 Kansas City Chiefs, the 1993 Dallas Cowboys, the 1990 Chiefs and the 2016 Minnesota Vikings.

TEAM APPROACHES INT RECORD

The Patriots have thrown just one interception in 2016. The NFL record for fewest interceptions thrown in a season by an NFL team since the 1970 merger is five. The Patriots had just five passes intercepted in 2010, tying the NFL mark for fewest interceptions in a single season. New England attempted 507 passes in 2010, with just five resulting in interceptions. The Patriots are the only team of that group to have only five interceptions with over 500 pass attempts.

FEWEST INTERCEPTIONS IN A SEASON

Year	Team	Int.	Pass Attempts
2010	New England	5	507
2011	San Francisco	5	451
1990	Kansas City	5	449
1990	NY Giants	5	398
1966	Green Bay	5	318
1960	Cleveland	5	264

STAUNCH 1ST-HALF DEFENSE

The Patriots defense allowed just 25 total first half yards to the Rams, the lowest total in a half in team history. The previous low was 28 yards by the New York Jets in the first half on Dec. 26, 2005 in a 31-25 New England win.

RUSHING LOW

The Patriots defense yielded just 36 yards rushing to the Rams. Sunday marks the second game of the season New England's defense has held its opponent to fewer than 40 rushing yards. The defense held Cleveland to 27 yards rushing in Week 5.

FIRST DOWNS LOW

The Los Angeles Rams gained just seven first downs. It is the lowest total by a Patriots opponent in 2016 and the 18th time in team history that the Patriots have held their opponent to 10 or fewer first downs in a game. It is the lowest total since holding Houston to seven first downs on Dec. 13, 2015.



PATRIOTS

Patriots vs. Rams Game Notes

INDIVIDUAL NOTES

BRADY AN ALL-TIME WINNER

Tom Brady won his 201st game overall to become the NFL's all-time winningest quarterback.

MOST CAREER WINS BY AN NFL QUARTERBACK (REGULAR SEASON AND POSTSEASON)

Quarterback	Teams	Wins
Tom Brady	NE	201 (178 reg. season/22 postseason)
Peyton Manning	IND/DEN	200 (186 reg. season/14 postseason)
Brett Favre	ATL/GB/NYJ/MIN	199 (186 reg. season/13 postseason)
John Elway	DEN	162 (148 reg. season/14 postseason)

MOST GAMES OVER .500 (INCLUDING PLAYOFFS)

Games Over .500	Quarterback	W	L	T
140	Tom Brady	201	61	0
108	Peyton Manning	299	92	0

BELICHICK EARNS ANOTHER 10-WIN SEASON

Bill Belichick has coached the Patriots to 14 straight seasons with 10 or more wins, adding to his NFL record streak. In 2011, Belichick became the first coach in NFL history with nine straight seasons with at least 10 victories. George Seifert has the second most consecutive 10-win seasons with eight from 1989-1996 for San Francisco.

HOME COOKIN'

Since 2007, Brady is 62-6 overall at home in the regular season. That is more wins than five teams have (home and away) combined during that span.

Tampa Bay - 61
Oakland - 58
Jacksonville - 52
Cleveland - 47
Los Angeles Rams - 46

BRADY BIG IN DECEMBER

Tom Brady is 51-10 (.836) in December, the second-best record in December among quarterbacks with at least 20 starts. Roger Staubach is first (17-3, .850) is first. Among active quarterbacks, Philip Rivers is second with a 32-12 record (.727).

BELICHICK IN DECEMBER

Bill Belichick is 57-12 (.826) in December with New England, the best record in December among head coaches with one team in NFL history (min. 25 games). George Seifert is second (27-6, .818).

BLOUNT NEARS TD RECORD

RB LeGarrette Blount scored on a 43-yard touchdown run in the first quarter for his 13th rushing touchdown of the season. He is one rushing touchdown behind the Patriots all-time mark for a season of 14 by Curtis Martin in 1995 and 1996.

MOST RUSHING TOUCHDOWNS/SEASON IN PATRIOTS HISTORY

14	Curtis Martin, 1996
14	Curtis Martin, 1995
13	LeGarrette Blount, 2016
13	BenJarvus Green-Ellis, 2010
13	Corey Dillon, 2006
12	Stevan Ridley, 2012
12	Corey Dillon, 2005
12	Corey Dillon, 2004
12	Antowain Smith, 2001
12	Steve Grogan, 1976
11	BenJarvus Green-Ellis, 2011
11	Horace Ivory, 1978
11	Jim Nance, 1966
10	Tony Collins, 1983

BLOUNT GOES LONG

RB LeGarrette Blount broke free for a 43-yard touchdown run in the first quarter for his third 40-yard run of the 2016 season. He had a 44-yard run at San Francisco (11/20) and a 41-yard touchdown run vs. Houston (9/22). Blount now has seven career 40-yard runs and four 40-yard touchdown runs. The longest run of his career was a 54-yard touchdown run at Green Bay on Nov. 20, 2011.

BLOUNT 40-YARD TOUCHDOWN RUNS

54-yard TD at Green Bay (November 20, 2011)

47-yard TD at Atlanta (Sept. 29, 2013)

43-yard TD vs. LA Rams (Dec. 4, 2016).

41-yard TD vs. Houston (Sept. 22, 2016)

NEARING 1,000

Blount has rushed for 957 yards in 2016 and needs 43 yards to reach 1,000 yards. It would be the 15th time in team history and first since 2012 that the Patriots would have a 1,000-yard rusher in a season. Blount is on pace to finish the season with 1,276 yards. It would be his second career 1,000-yard season, after finishing with 1,007 rushing yards as a rookie in 2010 with Tampa Bay.

PATRIOTS WITH 1,000 YARDS RUSHING IN A SEASON

Player	Yards	Year
Stevan Ridley	1,263	2012
BenJarvus Green-Ellis	1,008	2010
Corey Dillon	1,635	2004
Antowain Smith	1,157	2001
Robert Edwards	1,115	1998
Curtis Martin	1,160	1997
Curtis Martin	1,152	1996
Curtis Martin	1,487	1995
Leonard Russell	1,088	1993
John Stephens	1,168	1988
Craig James	1,227	1985
Tony Collins	1,049	1983
Sam Cunningham	1,015	1977
Jim Nance	1,216	1967
Jim Nance	1,458	1966

MOST YARDS RUSHING IN A SEASON IN PATRIOTS HISTORY

1,635 Corey Dillon, 2004
1,487 Curtis Martin, 1995
1,458 Jim Nance, 1966
1,263 Stevan Ridley, 2012
1,227 Craig James, 1985
1,216 Jim Nance, 1967
1,168 John Stephens, 1988

CB RYAN SACKS GOFF

CB Logan Ryan sacked Rams QB Jared Goff for a loss of 12½ yards in the second quarter for his first sack since he recorded 1½ sacks as a rookie in 2013.

LB VAN NOY TURNS IT OVER

LB Kyle Van Noy recorded his first NFL interception when he picked off a QB Jared Goff pass in the third quarter.

EDELMAN GOES OVER 100

WR Julian Edelman finished with 8 receptions for 101 yards. It is his first 100-yard game of the 2016 season. He now has eight 100-yard games in the regular season and two in the postseason.

GOSTOWSKI GOOD FROM LONG

Stephen Gostkowski made three field goals of 40 or more yards (48, 45 and 45) in a single game for the third time in his career. He also made three kicks of 40 or more yards vs. Arizona on Sept. 16, 2012, and most recently at Buffalo on Oct. 12, 2014. It is the 11th time in his career he has made four or more kicks in a single game, with the most recent being Week 15 of the 2015 season.

2016 SEASON – GAME #13

NEW ENGLAND PATRIOTS 30, BALTIMORE RAVENS 23

Monday, Dec. 12, 2016 ★ Gillette Stadium, Foxborough, Mass. ★ 8:30 p.m. ET
 Att: 66,829 ★ Surface: Field Turf ★ Weather: Clear ★ Temp: 31°F ★ Wind: SSW 3 mph ★ Time of Game: 3:20



SCORING SUMMARY

	1	2	3	4	F
Baltimore Ravens (7-6)	0	3	14	6	23
New England Patriots (11-2)	9	7	7	7	30

TEAM STATISTICS

	Visitor: BAL	Home: NE
TOTAL FIRST DOWNS	17	20
THIRD DOWN EFFICIENCY	6-16-38%	8-16-50%
FOURTH DOWN EFFICIENCY	0-0-0%	1-1-100%
TOTAL NET YARDS	348	496
Total Offensive Plays	68	65
NET YARDS RUSHING	42	95
NET YARDS PASSING	306	401
PUNTS Number and Average	6-48.2	6-49.0
PENALTIES Number and Yards	8/47	5/48
FUMBLES Number and Lost	0/0	2/2
EXTRA POINTS Made-Attempts	2/2	4/4
FIELD GOALS Made-Attempts	3/4	0/0
RED ZONE EFFICIENCY	2-4-50%	3-4-75%
TIME OF POSSESSION	30:46	29:14

SCORING PLAYS

Team	Qtr	Time	Play Description (Extra Point) (Drive Info)	Visitor	Home
Patriots	1	10:47	K.Dixon tackled in end zone by M.Brown for a Safety	0	2
Patriots	1	1:04	L.Blount 1 yd. run (S.Gostkowski kick) (10-74, 4:47)	0	9
Patriots	2	9:28	M.Mitchell 6 yd. pass from T.Brady (S.Gostkowski kick) (8-89, 3:27)	0	16
Ravens	2	0:11	J.Tucker 50 yd. Field Goal (5-20, 0:49)	3	16
Patriots	3	8:45	M.Bennett 19 yd. pass from T.Brady (S.Gostkowski kick) (7-65, 3:56)	3	23
Ravens	3	6:50	D.Waller 3 yd. pass from J.Flacco (J.Tucker kick) (2-3, 0:07)	10	23
Ravens	3	5:24	K.Dixon 8 yd. pass from J.Flacco (J.Tucker kick) (4-22, 1:19)	17	23
Ravens	4	6:35	J.Tucker 38 yd. Field Goal (9-56, 6:20)	20	23
Patriots	4	6:18	C.Hogan 79 yd. pass from T.Brady (S.Gostkowski kick) (1-79, 0:17)	20	30
Ravens	4	2:03	J.Tucker 37 yd. Field Goal (10-61, 4:15)	23	30

INDIVIDUAL STATISTICS

BALTIMORE RAVENS

RUSHING	ATT	YDS	AVG	LG	TD
K.Dixon	11	39	3.5	9	0
T.West	2	2	1.0	1	0
J.Flacco	1	1	1.0	1	0
Total	14	42	3.0	9	0

PASSING	ATT	CMP	YDS	SK/YD	TD	LG	IN	RT
J.Flacco	52	37	324	2/18	2	47	1	92.1
Total	52	37	324	2/18	2	47	1	92.1

PASS RECEIVING	NO	YDS	AVG	LG	TD
K.Dixon	8	42	5.3	15	1
M.Wallace	5	52	10.4	20	0
S.Smith	4	57	14.3	25	0
T.West	4	24	6.0	11	0
D.Pitta	4	18	4.5	10	0
B.Perriman	3	52	17.3	47	0
K.Juszczyk	3	46	15.3	40	0
N.Boyle	3	15	5.0	7	0
K.Aiken	1	10	10.0	10	0
C.Moore	1	5	5.0	5	0
D.Waller	1	3	3.0	3	1
Total	37	324	8.8	47	2

INTERCEPTIONS	NO	YDS	AVG	LG	TD
E.Waddle	1	14	14.0	14	0
Total	1	14	14.0	14	0

PUNTING	NO	YDS	AVG	TB	IN20	LG
S.Koch	6	289	48.2	0	3	65
Total	6	289	48.2	0	3	65

PUNT RETURNS	NO	YDS	AVG	FC	LG	TD
Devin Hester	1	12	12.0	0	12	0
Total	1	12	12.0	0	12	0

KICKOFF RETURNS	NO	YDS	AVG	FC	LG	TD
D.Hester	2	40	20.0	0	23	0
Total	2	40	20.0	0	23	0

NEW ENGLAND PATRIOTS

RUSHING	ATT	YDS	AVG	LG	TD
L.Blount	18	72	4.0	13	1
D.Lewis	3	14	4.7	8	0
C.Hogan	2	7	3.5	6	0
J.White	2	3	1.5	5	0
T.Brady	1	-1	-1.0	-1	0
Total	26	95	3.7	13	1

PASSING	ATT	CMP	YDS	SK/YD	TD	LG	IN	RT
T.Brady	38	25	406	1/5	3	79	1	116.8
Total	38	25	406	1/5	3	79	1	116.8

PASS RECEIVING	NO	YDS	AVG	LG	TD
J.Edelman	7	73	10.4	28	0
C.Hogan	5	129	25.8	79	1
M.Bennett	4	70	17.5	27	1
M.Mitchell	4	41	10.3	34	1
J.White	3	81	27.0	61	0
L.Blount	1	7	7.0	7	0
D.Lewis	1	5	5.0	5	0
Total	25	406	16.2	79	3

INTERCEPTIONS	NO	YDS	AVG	LG	TD
D.McCourty	1	0	0.0	0	0
Total	1	0	0.0	0	0

PUNTING	NO	YDS	AVG	TB	IN20	LG
R.Allen	6	294	49.0	1	2	56
Total	6	294	49.0	1	2	56

PUNT RETURNS	NO	YDS	AVG	FC	LG	TD
P.Chung	1	7	7.0	1	7	0
Cy.Jones	1	0	0.0	0	0	0
Total	2	7	3.5	1	7	0

KICKOFF RETURNS	NO	YDS	AVG	FC	LG	TD
J.Edelman	1	19	19.0	0	19	0
M.Slater	1	19	19.0	0	19	0
J.White	1	18	18.0	0	18	0
Total	3	56	18.7	0	19	0



PATRIOTS

Patriots vs. Ravens

Game Notes

PATRIOTS 30, RAVENS 23

December 12, 2016 ★ Gillette Stadium

	1	2	3	4	Final
Baltimore Ravens	0	3	14	6	— 23
New England Patriots	9	7	7	7	— 30

QB Tom Brady connected with WR Chris Hogan on a 79-yard touchdown pass in the fourth quarter to lead the Patriots to a 30-23 victory over the Baltimore Ravens in a Monday Night Football matchup that improved the Patriots to an 11-2 record.

Brady threw for 406 yards and three touchdowns. RB LeGarrette Blount rushed for 72 yards to reach 1,000 yards for the second time in his career. His 1-yard touchdown run in the first quarter gave him 14 rushing touchdowns for the season to tie the franchise record with Pro Football Hall of Famer Curtis Martin (1995 and 1996).

The Patriots jumped to a 23-3 lead in the third quarter before two special teams fumbles on back-to-back plays led to two Baltimore touchdowns to make it 23-17. First, rookie CB Cyrus Jones could not get out of the way after a Baltimore punt. It brushed off his foot, and Baltimore recovered at the New England 3-yard line. Two plays later, QB Joe Flacco connected on a 3-yard touchdown pass to narrow the lead to 23-10. Then on the ensuing kickoff, WR Matthew Slater fumbled the kickoff, and Baltimore took over at the New England 22-yard line. Four plays later, Flacco threw a touchdown pass to make it 23-17.

Later in the fourth quarter, with New England in front, 23-17, Baltimore reached the 12-yard line when DE Rob Ninkovich sacked Flacco on a third-down play to help force the Ravens to settle for a field goal. On the first play from scrimmage, Brady connected with Hogan for the 79-yard touchdown to give the Patriots a 30-20 advantage. The Ravens did score a field goal on their next drive but the Patriots recovered the onside kick attempt and ran off the final two minutes to secure the win.

The Patriots got off to a fast start, jumping to a 16-0 lead in the second quarter. After a punt was downed at the 1-yard line by Slater early in the first quarter, DT Malcom Brown busted through the line and tackled RB Kenneth Dixon in the end zone for a safety.

LB Shea McClellin blocked a Baltimore field goal and the Patriots took over and drove 74 yards on 10 plays before Blount scored on a 1-yard run for a 9-0 first quarter lead. The Patriots opened the second quarter with an 89-yard drive that ended when Brady connected with WR Malcolm Mitchell for a 6-yard touchdown and a 16-0 lead. A 19-yard touchdown pass from Brady to TE Martellus Bennett in the third quarter appeared to put the game out of reach as the Patriots took a 23-3 lead.



11-WIN SEASONS

The Patriots have won 11 games so far in 2016. It is the 18th time in team history that the team has won at least 11 games in a season and the seventh straight season with at least 11 wins. The Patriots have had 11 or more wins 14 times in Robert Kraft's 23 seasons of ownership after having only four 11-win seasons prior to Kraft purchasing the team (1976, 1978, 1985, 1986).

PATRIOTS WIN 11 GAMES FOR 7TH STRAIGHT SEASON

Team	Years	Consecutive Seasons with 11+ Wins
New England	2010-2016	7
Indianapolis	2003-2009	7
Dallas	1976-1981	6
San Francisco	1994-1998	5

OFFENSE DROPS 30

The Patriots scored 30 points against the top ranked Baltimore defense. The Ravens entered the game tied for first with the Patriots, allowing just 17.3 points per game.

DEFENSE NETS THIRD SAFETY

DL Malcom Brown registered the Patriots third safety of the season when he dropped Baltimore RB Kenneth Dixon in the end zone in the first quarter. The Patriots three safeties in 2016 are a team mark. The Patriots registered safeties in back-to-back games – at Cleveland (10/9) when QB Cody Kessler fumbled out of the end zone and when LB Dont'a Hightower registered one in the win vs. Cincinnati (10/16) when he sacked QB Andy Dalton in the end zone. The Patriots had two safeties in a season six previous times (1963, 1965, 1967, 1969, 1978 and 1985). The NFL record for most safeties in a season is 6 by the 1964 Buffalo Bills.

STINGY DEFENSE

The Patriots defense has 10 seasons holding opponents under 20 points per game since 2001, including in each of the last two seasons. The Patriots have allowed 230 points in 13 games for an average of 17.7 points per game. The Patriots defense has held its opponent under 20 points in eight games in 2016. The Patriots held their opponents under 20 points 11 times in 2001 and 2006, the most under Bill Belichick.

SEASONS ALLOWING 20 POINTS PER GAME OR FEWER SINCE 2001

Team	Seasons	Years
New England	10	2001, 2003-04, 2006-10, 2014-15
Baltimore	10	2001, 2003-06, 2008-11, 2014
Pittsburgh	10	2001, 2004-08, 2010-12, 2015
Miami	8	2001-03, 2005-06, 2008, 2011-12

BLOCK PARTY

LB Shea McClellin blocked a first-quarter field goal attempt for the Patriots third blocked kick of the 2016 season. McClellin blocked an extra point attempt vs. Seattle on Nov. 13 and DL Alan Branch blocked a field goal at the New York Jets on Nov. 27. The block was the first miss of the 2016 season by Baltimore K Justin Tucker. The Patriots three blocked kicks are the most blocked kicks New England has recorded since 2014 when the team recorded five on the year (4 field goals and 1 punt). The Patriots' record for most kicks blocked in a season sits at six in 1975 (2 extra points, 3 field goals and 1 punt), while they have tallied five in season on two occasions (2014 and 1973) and four in a season four times (1974, 1977, 1986, 2002).



BLOUNT TIES TEAM MARK

RB LeGarrette Blount scored on a 1-yard touchdown run in the first quarter for his NFL-leading 14th rushing touchdown of 2016 to tie the franchise record for most rushing touchdowns in a season with Curtis Martin. Martin scored 14 rushing touchdowns in 1995 and 1996.

MOST RUSHING TOUCHDOWNS/SEASON IN PATRIOTS HISTORY

14	LeGarrette Blount, 2016
14	Curtis Martin, 1996
14	Curtis Martin, 1995
13	BenJarvus Green-Ellis, 2010
13	Corey Dillon, 2006
12	Stevan Ridley, 2012
12	Corey Dillon, 2005
12	Corey Dillon, 2004
12	Antowain Smith, 2001
12	Steve Grogan, 1976
11	BenJarvus Green-Ellis, 2011
11	Horace Ivory, 1978
11	Jim Nance, 1966
10	Tony Collins, 1983



PATRIOTS

Patriots vs. Ravens

Game Notes

BLOUNT'S CAREER YEAR

Blount went over 1,000 yards for the second time in his career after gaining 72 yards to set a new single-season career high with 1,029 rushing yards. Blount had 1,007 rushing yards as a rookie in 2010 with Tampa Bay. It is the 15th time in team history and first since 2012 that the Patriots would have a 1,000-yard rusher in a season.

PATRIOTS WITH 1,000 YARDS RUSHING IN A SEASON

Player	Yards	Year
LeGarrette Blount	1,029	2016
Stevan Ridley	1,263	2012
BenJarvus Green-Ellis	1,008	2010
Corey Dillon	1,635	2004
Antowain Smith	1,157	2001
Robert Edwards	1,115	1998
Curtis Martin	1,160	1997
Curtis Martin	1,152	1996
Curtis Martin	1,487	1995
Leonard Russell	1,088	1993
John Stephens	1,168	1988
Craig James	1,227	1985
Tony Collins	1,049	1983
Sam Cunningham	1,015	1977
Jim Nance	1,216	1967
Jim Nance	1,458	1966

ANOTHER BRADY WIN MARK

Tom Brady, the NFL's all-time leader with 202 career wins, won his 180th regular-season game to join Brett Favre (186) and Peyton Manning (186) as the only NFL quarterbacks with 180 regular season victories.

RK	Name	W	L	T	PCT.
1t.	Brett Favre	186	112	0	.624
1t.	Peyton Manning	186	79	0	.702
3.	Tom Brady	180	52	0	.776
4.	John Elway	148	82	1	.643

BRADY AN ALL-TIME WINNER

Tom Brady has the most wins by an NFL quarterback with 202 career wins. His 202 wins are the fifth most among all players.

MOST WINS BY AN NFL PLAYER

Player	Wins
Adam Vinatieri	219
George Blanda	218
Gary Anderson	212
Jerry Rice	210
Tom Brady	202

BRADY EARNS 100TH WIN AT HOME

Tom Brady earned his 100th career regular season home win as a starter (100-16). Best Home Regular Season Starting Records (min. 40 starts)

Player	Record
Tom Brady	100-16 (.862)
Terry Bradshaw	67-12 (.848)
Roger Staubach	49-10 (.831)
John Elway	95-23 (.805)

BRADY HAS FIFTH 300-YD GAME

Tom Brady completed 25-of-38 passes for 406 yards for his fifth 300-yard game of 2016. Overall, Brady has 76 career 300-yard games, third in NFL history to the 104 by Drew Brees and the 93 by Peyton Manning.

ANOTHER 400-YD PERFORMANCE

Brady threw for 406 yards, his second 400-yard game of the 2016 season and the ninth 400-yard game of his career. Brady had 406 yards in the win at Cleveland on Oct. 9.

Most 400-Yard Games

Drew Brees	15
Peyton Manning	14
Dan Marino	13
Tom Brady	9
Ben Roethlisberger	9

MOST 11-WIN SEASONS

The victory over Baltimore is the Patriots' 11th win of the 2016 season. Bill Belichick now has 14 11-win seasons, including 13 with the Patriots to move out of a tie with Don Shula (13) for the most 11-win seasons by a head coach.

NFL HEAD COACHES WITH THE MOST 11 WIN SEASONS

Bill Belichick	14
Don Shula	13
Tom Landry	10

TENTH 70-YD TD PASS

Tom Brady completed a 79-yard touchdown pass to WR Chris Hogan in the fourth quarter for his tenth touchdown pass of 70 or more yards.

BROWN RECORDS FIRST SAFETY

DL Malcom Brown recorded his first safety when he tackled Baltimore RB Kenneth Dixon in the end zone in the first quarter.

MCCLELLIN QUITE THE BLOCKER

LB Shea McClellin blocked his first ever field goal in the first quarter. It is his second blocked kick of the 2016 season. He blocked an extra point vs. Seattle on Nov. 13.

HOGAN GOES OVER 100

WR Chris Hogan had his second career 100-yard game after finishing with five receptions for 129 yards. He had 114 yards at Cleveland on Oct. 9, 2016.

HOGAN GOES LONG

Hogan had a 79-yard touchdown reception in the fourth quarter for a single-game career-high. His previous best was a 63-yard reception at Cleveland on Oct. 9, 2016.

EDELMAN NEARING 100 RECEPTIONS

WR Julian Edelman had seven receptions to push his 2016 total to 79 receptions. He needs to average 7 receptions over the final three games to record his second career 100-catch season. In 2013, Edelman finished with 105 receptions.

WHITE'S BIG GAINER

RB James White turned a short pass into a 61-yard gain in the second quarter for his second 60-yard reception of his career. He had a 68-yard reception in the 2015 regular-season finale at Miami on Jan. 3, 2016. It is the second 60-yard pass play for the Patriots in 2016. Chris Hogan had a 63-yard reception at Cleveland on Oct. 9, 2016.

BRADY'S BIG DAY

Brady connected with RB James White for a 61-yard gain and WR Chris Hogan for a 79-yard touchdown. It is the 11th time in his career that he has thrown at least two 50-yard passes in the same game. It is the second time in 2016 that he has had two 50-yard passes in the same game. He had a 53-yard touchdown pass to TE Rob Gronkowski and a 53-yard touchdown pass to WR Chris Hogan at Buffalo on Oct. 30.

CHUNG PITCHES IN ON PUNT RETURNS

S Patrick Chung returned a third quarter punt for 7 yards. It is his second career punt return. He returned a punt for 4 yards at Denver on Nov. 29, 2015.

LINEUP NOTES

WR MATTHEW SLATER RETURNS TO ACTION

★ **WR Matthew Slater** returned to action after missing two games due to injury.

ROOKIE S CYRUS JONES MAKES FIRST NFL START

★ Rookie **CB Cyrus Jones** made his first NFL start in the Patriots nickel defense.

2016 SEASON – GAME #14

NEW ENGLAND PATRIOTS 16, DENVER BRONCOS 3

Sunday, Dec. 18, 2016 ★ Sports Authority Field at Mile High, Denver, Co. ★ 4:25 p.m. EST

Att: 76,893 ★ Surface: Grass ★ Weather: Sunny ★ Temp: 18°F ★ Wind: NE 9 mph ★ Time of Game: 2:56



SCORING SUMMARY

	1	2	3	4	F
New England Patriots (12-2)	3	7	3	3	16
Denver Broncos (8-6)	3	0	0	0	3

TEAM STATISTICS

Visitor: NE Home: DEN

TOTAL FIRST DOWNS	20	15
THIRD DOWN EFFICIENCY	5-17-29%	2-12-17%
FOURTH DOWN EFFICIENCY	0-1-0%	0-1-0%
TOTAL NET YARDS	313	309
Total Offensive Plays	73	61
NET YARDS RUSHING	136	58
NET YARDS PASSING	177	251
PUNTS Number and Average	7-44.6	7-46.4
PENALTIES Number and Yards	4/30	5/49
FUMBLES Number and Lost	3/0	2/2
EXTRA POINTS Made-Attempts	1/1	0/0
FIELD GOALS Made-Attempts	3/3	1/1
RED ZONE EFFICIENCY	1-2-50%	0-0-0%
TIME OF POSSESSION	33:36	26:24

SCORING PLAYS

Team	Qtr	Time	Play Description (Extra Point) (Drive Info)	Visitor	Home
Patriots	1	12:27	S.Gostkowski 45 yd. Field Goal (4-4, 0:49)	3	0
Broncos	1	6:58	B.McManus 33 yd. Field Goal (8-47, 2:55)	3	3
Patriots	2	11:01	L.Blount 1 yd. run (S.Gostkowski kick) (7-46, 3:49)	10	3
Patriots	3	5:28	S.Gostkowski 40 yd. Field Goal (11-61, 5:12)	13	3
Patriots	4	8:16	S.Gostkowski 21 yd. Field Goal (6-50, 2:40)	16	3

INDIVIDUAL STATISTICS

NEW ENGLAND PATRIOTS

RUSHING	ATT	YDS	AVG	LG	TD
D.Lewis	18	95	5.3	14	0
L.Blount	17	31	1.8	5	1
J.White	3	11	3.7	8	0
T.Brady	1	-1	-1.0	-1	0
Total	39	136	3.5	14	1

PASSING	ATT	CMP	YDS	SK/YD	TD	LG	IN	RT
T.Brady	32	16	188	2/11	0	34	0	68.2
Total	32	16	188	2/11	0	34	0	68.2

PASS RECEIVING	NO	YDS	AVG	LG	TD
J.Edelman	6	75	12.5	17	0
J.White	3	24	8.0	16	0
M.Bennett	2	35	17.5	34	0
D.Lewis	2	9	4.5	5	0
C.Hogan	1	18	18.0	18	0
M.Mitchell	1	14	14.0	14	0
J.Develin	1	13	13.0	13	0
Total	16	188	11.8	34	0

INTERCEPTIONS	NO	YDS	AVG	LG	TD
L.Ryan	1	46	46.0	46	0
Total	1	46	46.0	46	0

PUNTING	NO	YDS	AVG	TB	IN20	LG
R.Allen	7	312	44.6	1	3	51
Total	7	312	44.6	1	3	51

PUNT RETURNS	NO	YDS	AVG	FC	LG	TD
J.Edelman	3	21	7.0	3	16	0
(DOWNED)	1	0	0.0	0	0	0
Total	3	21	7.0	3	16	0

KICKOFF RETURNS	NO	YDS	AVG	FC	LG	TD
D.Lewis	1	23	23.0	0	23	0
(TOUCHBACK)	1	0	0.0	0	0	0
Total	1	23	23.0	0	23	0

DENVER BRONCOS

RUSHING	ATT	YDS	AVG	LG	TD
J.Forsett	10	37	3.7	13	0
D.Booker	6	17	2.8	5	0
T.Siemian	1	4	4.0	4	0
Total	17	58	3.4	13	0

PASSING	ATT	CMP	YDS	SK/YD	TD	LG	IN	RT
T.Siemian	40	25	282	4/31	0	31	1	73.1
Total	40	25	282	4/31	0	31	1	73.1

PASS RECEIVING	NO	YDS	AVG	LG	TD
D.Thomas	7	91	13.0	23	0
A.Derby	4	35	8.8	16	0
J.Forsett	4	16	4.0	9	0
E.Sanders	3	48	16.0	21	0
J.Heuerman	2	40	20.0	31	0
D.Booker	2	16	8.0	14	0
J.Taylor	1	15	15.0	15	0
J.Norwood	1	12	12.0	12	0
V.Green	1	9	9.0	9	0
Total	25	282	11.3	31	0

INTERCEPTIONS	NO	YDS	AVG	LG	TD
NONE					

PUNTING	NO	YDS	AVG	TB	IN20	LG
R.Nixon	7	325	46.4	0	3	58
Total	7	325	46.4	0	3	58

PUNT RETURNS	NO	YDS	AVG	FC	LG	TD
J.Norwood	2	5	2.5	1	5	0
(DOWNED)	3	0	0.0	0	0	0
(TOUCHBACK)	1	0	0.0	0	0	0
Total	2	5	2.5	1	5	0

KICKOFF RETURNS	NO	YDS	AVG	FC	LG	TD
C.Latimer	2	52	26.0	0	31	0
(TOUCHBACK)	3	0	0.0	0	0	0
Total	2	52	26.0	0	31	0



PATRIOTS

Patriots at Broncos

Game Notes

PATRIOTS 16, BRONCOS 3

December 18, 2016 ★ Sports Authority Field

	1	2	3	4	Final
New England Patriots	3	7	3	3	— 16
Denver Broncos	3	0	0	0	— 3

The New England Patriots became the first team to win eight straight division titles after a 16-3 victory at Denver secured the AFC East crown and a first-round bye for the seventh consecutive season.

The win helped the Patriots improve to a 12-2 record, their seventh straight year with at least 12 wins.

The Patriots defense was dominate in the second half, holding Denver to five straight series of three-and-out to begin the second half.

Despite QB Tom Brady being held to just 16 completions and zero touchdowns, the Patriots offense pounded out 136 rushing yards behind a career-high 95-yard effort by RB Dion Lewis against Denver's third-ranked defense.

The Patriots special teams units were a factor as well. K Stephen Gostkowski kicked three field goals, including a 45 and a 40-yarder. The special teams units helped set the tone in the first quarter when rookie DB Jonathan Jones recovered a muffed punt at the Denver 31-yard line to help set up a 45-yard field goal by Gostkowski for a 3-0 lead. P Ryan Allen pinned the Broncos inside their own 20-yard line three times.

Denver tied the game later in the first quarter on a 33-yard field goal for Denver's only points of the day.

Denver reached the New England 14-yard line early in the second quarter when CB Logan Ryan picked off a QB Trevor Siemian pass at the 8-yard line and returned the ball 46 yards to the Denver 46-yard line. The Patriots took advantage of the turnover and marched 46 yards in 7-plays before RB LeGarrette Blount set the franchise record with his 15th rushing touchdown of the season for a 10-3 lead.

Denver was held without a first down and just 9 total yards in the third quarter, as the Patriots headed into the final quarter with a 13-3 lead.

WR Julian Edelman was on the receiving end of two third-down conversions during a third-quarter drive that ended with a 40-yard field goal by Gostkowski. A 21-yard field goal by Gostkowski in the fourth quarter extended the Patriots lead to 16-3 to help improve the Patriots to a 12-2 record.



PATS CLINCH PLAYOFF BERTH FOR 18TH TIME

New England has now qualified for the playoffs 24 times in its 57-year history. The Patriots have earned 18 playoff berths in the 23 seasons since Robert Kraft purchased the team in 1994, a dramatic contrast to the six total playoff berths that the team earned in its first 34 years of existence.

PLAYOFF SEASONS SINCE 1994

New England Patriots	18
Green Bay Packers	17
Indianapolis Colts	16
Pittsburgh Steelers	14
Denver Broncos	12
Philadelphia Eagles	12
Seattle Seahawks	12

ANOTHER TITLE UNDER KRAFT

The Patriots claimed the AFC East Division title for the eighth consecutive season and for the 16th time under Robert Kraft.

DIVISION CHAMPIONSHIPS SINCE 1994

New England Patriots	16
Pittsburgh Steelers	11
Green Bay Packers	11
Indianapolis Colts	10

PATS SET NFL MARK WITH 8TH STRAIGHT TITLE

The Patriots became the first NFL team ever to win eight straight division titles.

MOST CONSECUTIVE DIVISION TITLES

Team	Division	Titles	Years
New England Patriots	AFC East	8	2009-16
Los Angeles Rams	NFC West	7	1973-79
Pittsburgh Steelers	AFC Central	6	1974-79
Minnesota Vikings	NFC Central	6	1973-78
Dallas Cowboys	NFL Capitol/NFC East	6	1966-71
Cleveland Browns	American/Eastern Conf.	6	1950-55

18TH TITLE SINCE THE MERGER

The Patriots won their 18th division title since the NFL merger in 1970, the third-most during that time frame.

MOST DIVISION TITLES SINCE THE 1970 MERGER

Team	Titles
Pittsburgh	21
San Francisco	19
New England	18
Dallas	18
Minnesota	17

POSTSEASON PROWESS

The Patriots are now set to participate in a postseason game for the eighth straight seasons and can become the seventh team in NFL history to play in a postseason game in at least eight consecutive seasons in 2016.

MOST CONSECUTIVE SEASONS, PARTICIPATING IN A POSTSEASON GAME

9	Dallas (1975-83) Indianapolis (2002-10)
8	New England Patriots (2009-16) Dallas (1966-73) Pittsburgh (1972-79) LA Rams (1973-1980) San Francisco (1983-1990)
7	Houston (1987-93) San Francisco (1992-98) Green Bay Packers (2009-15)

WRAPPING IT UP

The Patriots clinched the division with the 16-3 win at Denver.

PATRIOTS DIVISION-CLINCHING GAMES

Year	Date Clinched	Opp.	Score	Record	2nd Place
2016	12/18/16	at DEN	16-3	???	???
2015	12/13/15	at HOU	27-6	12-4	NYJ (10-6)
2014	12/14/14	MIA	41-13	12-4	BUF (9-7)
2013	12/15/13	at BAL	41-7	12-4	NYJ (8-8)
2012	12/02/12	at MIA	23-16	12-4	MIA (7-9)
2011	12/18/11	at DEN	41-23	13-3	NYJ (8-8)
2010	12/26/10	at BUF	34-3	14-2	NYJ (11-5)
2009	12/27/09	JAX	35-7	10-6	NYJ (9-7)
2007	11/25/07	PHI	31-28	16-0	BUF (7-9)
2006	12/24/06	at JAX	24-21	12-4	NYJ (10-6)
2005	12/17/05	TB	28-0	10-6	MIA (9-7)
2004	12/12/04	CIN	35-28	14-2	NYJ (10-6)
2003	12/07/03	MIA	12-0	14-2	MIA (10-6)
2001	01/06/02@	at CAR	38-6	11-5	MIA (11-5)
1997	12/22/97@	at MIA	14-12	10-6	MIA (9-7)
1996	12/15/96	at DAL	6-12	11-5	BUF (10-6)
1986	12/22/86@	at MIA	34-27	11-5	NYJ (10-6)
1978	12/10/78	BUF	26-24	11-5	MIA (11-5)
1963	12/28/63*	at BUF	26-8	7-6-1	BUF (7-6-1)

@Season Finale *Division-deciding playoff in Buffalo, NY



PATRIOTS

Patriots at Broncos

Game Notes

PATRIOTS IN THE PLAYOFFS

New England has qualified for the playoffs 24 times in its 57-year history. Eighteen of those playoff berths have come in the 23 seasons since Robert Kraft purchased the team in 1994.

PATRIOTS PLAYOFF SEASONS (24)

Year	How Qualified	Seed	Record	Result
2016	Division Champions	???	???	????
2015	Division Champions	2	1-0	AFC Championship Game
2014	Division Champions	1	3-0	Super Bowl Champions
2013	Division Champions	2	1-1	AFC Championship Game
2012	Division Champions	2	1-1	AFC Championship Game
2011	Division Champions	1	2-1	AFC Champions
2010	Division Champions	1	0-1	AFC Divisional Round
2009	Division Champions	3	0-1	Wild Card Round
2007	Division Champions	1	2-1	AFC Champions
2006	Division Champions	4	2-1	AFC Championship Game
2005	Division Champions	4	1-1	AFC Divisional Round
2004	Division Champions	2	3-0	Super Bowl Champions
2003	Division Champions	1	3-0	Super Bowl Champions
2001	Division Champions	2	3-0	Super Bowl Champions
1998	Wild Card	6	0-1	Wild Card Round
1997	Division Champions	3	1-1	AFC Divisional Round
1996	Division Champions	2	2-1	AFC Champions
1994	Wild Card	5	0-1	Wild Card Round
1986	Division Champions	3	0-1	AFC Divisional Round
1985	Wild Card	5	3-1	AFC Champions
1982*	16-Team Format	7	0-1	First Round
1978	Division Champions	2	0-1	AFC Divisional Round
1976	Wild Card	4	0-1	AFC Divisional Round
1963	Division Champions	-	1-1	AFL Championship Game

*Strike Year

29-18 Record

BYE BYE PATRIOTS

The Patriots earned a first round bye for the seventh straight season, adding to their NFL record. Dallas and San Francisco earned four straight byes from 1992 through 1995 and Denver earned four straight from 2012-15.

The Patriots lead the NFL with 12 first-round byes since the current NFL playoff format was instituted in 1990.

MOST SEASONS EARNING A BYE SINCE 12-TEAM PLAYOFF FORMAT IN 1990

New England	12
Denver	8
Pittsburgh	8
San Francisco	8

MOST FIRST ROUND BYES SINCE 2001

New England	11
Denver	5
Chicago	4
Pittsburgh	4
Atlanta	3
Indianapolis	3
Philadelphia	3

ANOTHER DOZEN W'S

The Patriots have won at least 12 games 11 times in team history, including seven straight from 2010-16. San Francisco owns the NFL record with thirteen 12-win seasons since the NFL merger. The Patriots are now tied with Indianapolis for the most consecutive 12-win seasons with seven straight.

CONSECUTIVE 12-WIN SEASONS SINCE 1970 MERGER

New England Patriots	7 (2010-16)
Indianapolis Colts	7 (2003-09)
Dallas Cowboys	4 (1992-95)

12-WIN SEASONS SINCE 1970 MERGER

1. San Francisco	13
2. Dallas	12
3t. New England	11
3t. Denver	11
5. Pittsburgh	9
6. Indianapolis	8

ROAD TESTED

Since the start of the 1994 season when Robert Kraft purchased the team, the Patriots have the best regular-season road record in the NFL with a 113-70 (.628). The 2016 Patriots are now 7-0 on the road. The only season the Patriots went undefeated on the road was in 2008 with an 8-0 record. The Patriots were 7-1 on the road in 2006 in 1986.

STINGY DEFENSE

The Patriots defense has 10 seasons holding opponents under 20 points per game since 2001, including in each of the last two seasons. The 2016 Patriots have allowed just 16.6 points per game. The Patriots defense has held it opponent under 20 points in nine games in 2016. The Patriots held their opponents under 20 points 11 times in 2001 and 2006, the most under Bill Belichick.

SEASONS ALLOWING 20 POINTS PER GAME OR FEWER SINCE 2001

Team	Seasons	Years
New England	10	2001, 2003-04, 2006-10, 2014-15
Baltimore	10	2001, 2003-06, 2008-11, 2014
Pittsburgh	10	2001, 2004-08, 2010-12, 2015
Miami	8	2001-03, 2005-06, 2008, 2011-12

LOW PICK RATE I

The 2016 Patriots have thrown just two interception in 2016 through the first 15 weeks of the 2016 season, the fewest interceptions thrown by any team though the first 15 weeks of the season since the 1970 merger. Prior to the Patriots, the fewest interceptions through the first 15 weeks of the season was the 1993 Dallas Cowboys with three interceptions.

LOW PICK RATE II

The Patriots have thrown just two interceptions in 2016. The NFL record for fewest interceptions thrown in a season by an NFL team since the 1970 merger is five. The Patriots had just five passes intercepted in 2010, tying the NFL mark for fewest interceptions in a single season. New England attempted 507 passes in 2010, with just five resulting in interceptions. The Patriots are the only team of that group to have only five interceptions with over 500 pass attempts.

FEWEST INTERCEPTIONS IN A SEASON

Year	Team	Int.	Pass Attempts
2010	New England	5	507
2011	San Francisco	5	451
1990	Kansas City	5	449
1990	NY Giants	5	398
1966	Green Bay	5	318
1960	Cleveland	5	264

THIRD COLDEST GAME SINCE 1993

The game time temperature was 18 degrees, the coldest game since the Patriots 41-27 win at Pittsburgh on Jan. 23, 2005 in the AFC Championship Game, which was 11 degrees. It is the coldest regular-season game for the Patriots since a 19 degree game vs. Indianapolis on Dec. 26, 1993. The Patriots coldest game since 1993 was 4 degrees on Jan. 10, 2004 in a playoff win vs. Tennessee.



BELICHICK SETS DIV. TITLE MARK

Bill Belichick guided the Patriots to the AFC East title in 2016 for his 14th title overall. Overall, Belichick's 14 division titles are the most ever by an NFL coach. Don Shula and Tom Landry each had 13 overall. Belichick's 14 division titles are the most by a head coach since the 1970 merger. Don Shula is second with 11 division titles since the merger.



PATRIOTS

Patriots at Broncos

Game Notes

BELICHICK EXTENDS STREAK

Bill Belichick extended his NFL record to eight consecutive division titles. Paul Brown (1950-55), Tom Landry (1966-71), Bud Grant (1973-78) and Chuck Noll (1974-79) led their teams to six straight titles.

NFL COACHES WITH THE MOST CONSECUTIVE DIVISION TITLES

Head Coach	Teams	Consecutive Division Titles
Bill Belichick	Patriots	8 (2009-2016)
Paul Brown	Cleveland	6 (1950-1955)
Tom Landry	Dallas	6 (1966-1971)
Bud Grant	Minnesota	6 (1973-1978)
Chuck Noll	Pittsburgh	6 (1974-1979)

ANOTHER DOZEN FOR BELICHICK

Bill Belichick owns the NFL record among head coaches with 11 seasons of 12 or more wins. Belichick has led the Patriots to an NFL record seven straight 12-win seasons. Tony Dungy had six straight 12 win seasons.

NFL HEAD COACHES WITH THE MOST 12-WIN SEASONS

Head Coach	Team(s)	12-win Seasons
Bill Belichick	NE	11
Don Shula	BAL, MIA	8
Tony Dungy	IND	6
Tom Landry	DAL	6
Marty Schottenheimer	CLE, KC, SD	5
George Seifert	SF	5

APPROACHING 200 WINS WITH PATS

Bill Belichick now has 199 career regular season wins with the Patriots and is one win away from joining

NFL HEAD COACHES WITH THE MOST WINS WITH ONE TEAM

George Halas (Chicago) - 318-148
 Don Shula (Miami) - 257-133-2
 Tom Landry (Dallas) - 250-162
 Curly Lambeau (Green Bay) - 209-104-21
Bill Belichick (Patriots) - 199-71
 Chuck Noll (Pittsburgh) - 193-148-1

BRADY EXTENDS DIV. TITLE MARK

Tom Brady extended his NFL record by leading the Patriots to their eighth straight division title.

NFL RECORD FOR MOST CONSECUTIVE DIVISION TITLES BY A STARTING QB

Player	Team	Consecutive Division Titles
Tom Brady	Patriots	8 (2009-2016)
Terry Bradshaw	Steelers	6 (1974-1979)
Fran Tarkenton	Vikings	6 (1973-1978)

NFL RECORD FOR MOST DIVISION TITLES

Player	Career Division Titles
Tom Brady	14
Peyton Manning	12
Joe Montana	9
Brett Favre	8
Terry Bradshaw	7
John Elway	7

BRADY WINS 12... AGAIN

Since entering the NFL in 2000, Tom Brady's teams have reached 12 regular-season wins in 11 different seasons, to tie Peyton Manning for the most 12-win seasons.

STARTING QB'S WITH THE MOST 12-WIN REGULAR SEASONS IN NFL HISTORY

PLAYER	SEASONS
Tom Brady	11
Peyton Manning	11
Brett Favre	6
John Elway	4
Jim Kelly	4

BRADY BIG IN DECEMBER

Tom Brady is 53-10 (.841) in December, the second-best winning percentage in December among quarterbacks in the Super Bowl era. Roger Staubach is first (17-3, .850). Among active quarterbacks, Cam Newton is second with a 18-4 record (.818). Brady has 53 wins in December, which is one more than the 52 by Brett Favre for the most among all NFL quarterbacks. Manning is next with 49 wins.

BRADY TAKES AIM AT INTERCEPTION MARK

Tom Brady has thrown just two interceptions in 372 pass attempts in 2016. Brady's lowest interception total during his career was in 2010 when he threw just four interceptions.

NFL INTERCEPTION PERCENTAGE (150 MIN ATTEMPTS)

Rank	Player	Int. Pct.
1.	Damon Huard (KC) 2006 (244-1)	0.41
2.	Josh McCown (CHI) 2013 (224-1)	0.45
3.	David Garrard (JAC) 2005 (168-1)	0.60
4.	Nick Foles (PHI) 2013 (317-2)	0.63
5.	Joe Ferguson (BUF) 1976 (151-1)	0.66
6.	Tom Brady (NE) 2010 (492-4)	0.81
7.	Steve DeBerg (KC) 1990 (444-4)	0.90

BLOUNT SETS TEAM MARK

RB LeGarrette Blount set the franchise record with his 15th rushing touchdown of the season on a 1-yard run in the second quarter. He had been tied with Curtis Martin with 14 rushing touchdowns. Martin had 14 rushing touchdowns in 1996 and 1995.

MOST RUSHING TOUCHDOWNS/SEASON IN PATRIOTS HISTORY

15	LeGarrette Blount, 2016
14	Curtis Martin, 1996
14	Curtis Martin, 1995
13	BenJarvus Green-Ellis, 2010
13	Corey Dillon, 2006
12	Stevan Ridley, 2012
12	Corey Dillon, 2005
12	Corey Dillon, 2004
12	Antowain Smith, 2001
12	Steve Grogan, 1976
11	BenJarvis Green-Ellis, 2011
11	Horace Ivory, 1978
11	Jim Nance, 1966
10	Tony Collins, 1983

PATRIOTS RECORD FOR MOST OVERALL TOUCHDOWNS IN A SEASON

23 Randy Moss, 2007 (23 receiving)
 18 Rob Gronkowski, 2011 (17 receiving and 1 rushing)
 17 Curtis Martin, 1996 (14 rushing and 3 receiving)
15 LeGarrette Blount, 2016 (15 rushing)
 15 Curtis Martin, 1995 (14 rushing and 1 receiving)



PATRIOTS

Patriots at Broncos

Game Notes

BRADY REACHES 3000 YARDS

Tom Brady (3,064) once again reached 3,000 yards in 2016 for his 14th 3,000-yard season. He entered the game needing 124 yards to reach the milestone and reached it on a 16-yard pass to RB James White in the third quarter.

NFL RECORD FOR MOST 3,000-YARD SEASONS

18	Brett Favre
16	Peyton Manning
14	Tom Brady
14	Drew Brees
13	Dan Marino
12	John Elway

RB LEWIS SETS CAREER HIGHS

RB Dion Lewis set a career-best after finishing with 18 rushing attempts for 95 yards. His previous best was 15 rushing attempts for 69 yards rushing on Sept. 10, 2015 vs. Pittsburgh.

EBNER TIED FOR NFL LEAD

DB Nate Ebner has a team-leading 16 special teams tackles in 2016, which is tied for the NFL lead with Miami's Mike Hull and Michael Thomas. He has had 10 or more tackles in each of his five NFL seasons, including a career-high 17 specials teams tackles as a rookie in 2012.

EDELMAN NEARING 100 RECEPTIONS

WR Julian Edelman had 6 receptions to push his 2016 totals to 85 receptions. He needs to average 7.5 receptions over the final two games to record his second career 100-catch season. In 2013, Edelman finished with 105 receptions.

FLOWERS IN BLOOM

DL Trey Flowers recorded two sacks for the third time in 2016. He had two sacks in back-to-back games at Buffalo (10/30) and vs. Seattle (11/13).

RYAN GETS FIRST PICK OF YEAR

CB Logan Ryan intercepted a Denver pass and returned 46 yards for his first pick of the 2016 season.

LINEUP NOTES

ROOKIE JONATHAN JONES MAKES FIRST NFL START

★ Rookie **DB Jonathan Jones** made his first NFL start in the Patriots nickel defense.

LB SHEA MCCLELLIN LINED UP AS A WIDE RECEIVER

★ **LB Shea McClellin** lined up as a wide receiver for one play in the first quarter.

ERIC ROWE RETURNS TO ACTION


★ **DB Eric Rowe** returned to action after missing the previous game due to injury.



2016 SEASON – GAME #15

NEW ENGLAND PATRIOTS 41, NEW YORK JETS 3

Saturday, Dec. 24, 2016 ★ Gillette Stadium, Foxborough, Mass. ★ 1:02 p.m. EDT
 Att: 66,829 ★ Surface: Field Turf ★ Weather: Rain★ Temp: 40°F ★ Wind: SW 6 mph ★ Time of Game: 2:48



SCORING SUMMARY

	1	2	3	4	F
New York Jets (4-11)	0	0	0	3	3
New England Patriots (13-2)	10	17	7	7	41

TEAM STATISTICS

	Visitor: NYJ	Home: NE
TOTAL FIRST DOWNS	14	21
THIRD DOWN EFFICIENCY	1-11-9%	11-18-61%
FOURTH DOWN EFFICIENCY	2-3-67%	0-0-0%
TOTAL NET YARDS	239	325
Total Offensive Plays	55	70
NET YARDS RUSHING	111	114
NET YARDS PASSING	128	211
PUNTS Number and Average	4-45.0	4-46.8
PENALTIES Number and Yards	6/77	3/20
FUMBLES Number and Lost	1/1	1/0
EXTRA POINTS Made-Attempts	0/0	5/5
FIELD GOALS Made-Attempts	1/2	2/2
RED ZONE EFFICIENCY	0-2-0%	4-6-67%
TIME OF POSSESSION	25:17	34:43

SCORING PLAYS

Team	Qtr	Time	Play Description (Extra Point) (Drive Info)	Visitor	Home
Patriots	1	8:16	S.Gostkowski 29 yd. Field Goal (9-42, 4:31)	0	3
Patriots	1	3:02	M.Bennett 5 yd. pass from T.Brady (S.Gostkowski kick) (8-47, 4:17)	0	10
Patriots	2	11:13	S.Gostkowski 22 yd. Field Goal (8-24, 2:42)	0	13
Patriots	2	2:40	M.Lengel 18 yd. pass from T.Brady (S.Gostkowski kick) (4-54, 2:07)	0	20
Patriots	2	0:25	J.White 25 yd. pass from T.Brady (S.Gostkowski kick) (4-87, 1:05)	0	27
Patriots	3	3:22	L.Blount 1 yd. run (S.Gostkowski kick) (13-63, 7:40)	0	34
Patriots	4	12:24	L.Blount 1 yd. run (S.Gostkowski kick) (8-22, 3:03)	0	41
Jets	4	6:16	N.Folk 29 yd. Field Goal (13-64, 6:08)	3	41

INDIVIDUAL STATISTICS

NEW YORK JETS

RUSHING	ATT	YDS	AVG	LG	TD			
B.Powell	15	60	4.0	12	0			
K.Robinson	8	22	2.8	10	0			
B.Wilds	4	14	3.5	6	0			
Q.Enunwa	1	12	12.0	12	0			
R.Fitzpatrick	1	3	3.0	3	0			
Total	29	111	3.8	12	0			
PASSING	ATT	CMP	YDS	SK/YD	TD	LG	IN	RT
R.Fitzpatrick	21	8	136	0/0	0	30	2	21.2
B.Petty	3	0	0	2/8	0	0	1	0.0
Total	24	8	136	2/8	0	30	3	13.9
PASS RECEIVING	NO	YDS	AVG	LG	TD			
B.Marshall	2	28	14.0	17	0			
B.Powell	2	14	7.0	8	0			
Q.Enunwa	1	30	30.0	30	0			
C.Peake	1	27	27.0	27	0			
D.Smith	1	20	20.0	20	0			
A.Seferian-Jenkins	1	17	17.0	0	0			
Total	8	136	17.0	30	0			

INTERCEPTIONS	NO	YDS	AVG	LG	TD
NONE					

PUNTING	NO	YDS	AVG	TB	IN20	LG
L.Edwards	4	180	45.0	0	2	49
Total	4	180	45.0	0	2	49

PUNT RETURNS	NO	YDS	AVG	FC	LG	TD
M.Marshall	2	7	3.5	1	4	0
(DOWNED)	1	0	0.0	0	0	0
Total	2	7	3.5	1	4	0

KICKOFF RETURNS	NO	YDS	AVG	FC	LG	TD
M.Marshall	4	57	14.3	0	20	0
(TOUCHBACK)	4	0	0.0	0	0	0
Total	4	57	14.3	0	20	0

NEW ENGLAND PATRIOTS

RUSHING	ATT	YDS	AVG	LG	TD
D.Lewis	16	52	3.3	9	0
L.Blount	20	50	2.5	12	2
J.White	1	14	14.0	14	0
J.Garoppolo	3	-2	-0.7	0	0
Total	40	114	2.9	14	2

PASSING	ATT	CMP	YDS	SK/YD	TD	LG	IN	RT
T.Brady	27	17	214	1/9	3	35	0	124.6
J.Garoppolo	2	1	6	0/0	0	6	0	56.2
Total	29	18	220	1/9	3	35	0	119.9

PASS RECEIVING	NO	YDS	AVG	LG	TD
J.Edelman	5	89	17.8	35	0
J.White	3	32	10.7	25	1
M.Mitchell	3	29	9.7	16	0
M.Bennett	2	19	9.5	14	1
C.Hogan	1	22	22.0	22	0
M.Lengel	1	18	18.0	18	0
M.Floyd	1	6	6.0	6	0
D.Lewis	1	5	5.0	5	0
J.Develin	1	0	0.0	0	0
Total	18	220	12.2	35	3

INTERCEPTIONS	NO	YDS	AVG	LG	TD
M.Butler	2	21	10.5	21	0
E.Rowe	1	0	0.0	0	0
Total	3	21	7.0	21	0

PUNTING	NO	YDS	AVG	TB	IN20	LG
R.Allen	4	187	46.8	0	1	51
Total	4	187	46.8	0	1	51

PUNT RETURNS	NO	YDS	AVG	FC	LG	TD
J.Edelman	2	12	6.0	0	8	0
Cy.Jones	1	4	4.0	0	4	0
(DOWNED)	1	0	0.0	0	0	0
Total	3	16	5.3	0	8	0

KICKOFF RETURNS	NO	YDS	AVG	FC	LG	TD
(TOUCHBACK)	2	0	0.0	0	0	0
Total	0	0	0.0	0	0	0



PATRIOTS

Patriots vs. Jets

Game Notes

PATRIOTS 41, JETS 3

December 24, 2016 ★ Gillette Stadium

	1	2	3	4	Final
New York Jets	0	0	0	3	— 3
New England Patriots	10	17	7	7	— 41

The New England Patriots improved to a 13-2 record and inched one step closer to securing the top seed in the AFC playoff field. A win in the season-finale against Miami will give the Patriots the top seed.

QB Tom Brady threw three touchdown passes to help lead the Patriots to a 41-3 victory over the New York Jets for the Patriots 17th series sweep in the annual series. The patriots jumped to a 27-0 first half lead and held the jets to just eight pass completions.

The Patriots defense forced four turnovers with two interceptions by CB Malcolm Butler, one by DB Eric Rowe and a forced fumble by rookie LB Elandon Roberts that was recovered by Butler. The Patriots scored 24 points off the four turnovers. The Patriots defense was stellar on third down, holding the Jets to just one conversion on 11 attempts.

After stopping the Jets on three straight plays to start the game, the Patriots drove 42-yards in nine plays before settling for a 29-yard field goal by K Stephen Gostkowski. Butler picked off Jets QB Bryce Petty on the ensuing series to give the Patriots the ball at midfield. A 22-yard pass from Brady to WR Chris Hogan on third down helped get in position for Brady's 5-yard touchdown pass to TE Martellus Bennett for a 10-0 first quarter lead.

The Patriots scored 17 unanswered points in the second quarter. Roberts forced a fumble on a hit to Jets RB Khiry Robinson that was recovered by Butler at the Jets 28-yard line early in the second quarter. That helped lead to a 22-yard field goal and a 13-0 lead.

Rowe had his first interception of his Patriots career later in the quarter when he picked off a QB Ryan Fitzpatrick pass at the New England 46-yard line. Fitzpatrick was forced into the game following an injury to Petty. A 35-yard pass from Brady to WR Julian Edelman later in the series helped set up Brady's 18-yard touchdown pass to WR Matt Lengel, his first career reception. The Patriots got the ball back with 1:30 left and a 47-yard pass interference penalty moved the ball to the Jets 25-yard line to set up Brady's 25-yard touchdown pass to RB James White for a 27-0 halftime lead.

RB Legarrette Blount scored on back-to-back drives with a 1-yard touchdown run in the third quarter and a 1-yard touchdown run in the fourth quarter to make it 41-0.

The Jets finally got on the board with a field goal midway through the fourth quarter.



PATS WIN 13 GAMES

The win over the Jets was the Patriots 13th win of the season. The Patriots have now won 13 or games in a season six times, tied with Denver for the second most in NFL history.

PATRIOTS 13-WIN SEASONS

2003-14-2
2004-14-2
2007-16-0
2010-14-2
2011-13-3
2014-13-2

MOST SEASONS WITH 13 OR MORE WINS

Team	13 or more win seasons
San Francisco	9
New England	6
Denver	6
Chicago	5
Green Bay	5
Indianapolis	5

DIVISIONAL DOMINANCE

The New England Patriots own a 75-22 (.773) record in regular season AFC East games since the beginning of the 2001 season, compiling the best intra-division record of any team in the NFL.

NFL'S TOP DIVISIONAL RECORDS SINCE 2001

Team	W	L	T	Pct.
New England	75	22	0	.773
Indianapolis	69	28	0	.711
Green Bay	67	28	1	.703
Pittsburgh	67	31	0	.684

AFC EAST DIVISIONAL RECORDS SINCE 2001

Team	W	L	T	Pct.	Div. Titles	Years
New England	75	22	0	.773	14	2001, 03-07, 09-16
N.Y. Jets	44	53	0	.454	1	2002
Miami	40	56	0	.417	1	2008
Buffalo	35	61	0	.365	0	—

PATS AIM FOR ANOTHER NO. SEED

The Patriots can clinch the top seed. The Patriots have earned five number one seeds (2014, 2011, 2010, 2007 and 2003) in the postseason since 1990, the most in the NFL under that system. The NFL began playoff seeding in 1975 and the current playoff format was instituted in 1990.

MOST NO. 1 SEEDS IN THE PLAYOFF FIELD (SINCE 1990)

New England	5
Denver	5
Dallas	4
Pittsburgh	4
San Francisco	4

MOST NO. 1 SEEDS OVERALL (SINCE 1975)

San Francisco	8
Denver	8
Pittsburgh	6
Dallas	6
New England	5
Oakland	5

DEFENSE HOLDS JETS TO 8 COMPLETIONS

The Patriots defense held the New York Jets to just eight completions. It is the 26th time the Patriots defense has held its opponent under 10 completions in a game and the first since holding Tennessee to two completions on Oct. 18, 2009.

LOW INTERCEPTION MARK

The 2016 Patriots have thrown just two interceptions in 2016 through the first 16 weeks of the season with 516 pass attempts, the fewest interceptions thrown by any team through the first 16 weeks of the season since the 1970 merger. Prior to the Patriots, the fewest interceptions through the first 16 weeks of the season were five interceptions. The 2016 Dallas Cowboys and the 2016 Minnesota Vikings have thrown just four interceptions.

CLOSING ON NFL PICK RECORD

The Patriots have thrown just two interceptions in 2016. The NFL record for fewest interceptions thrown in a season by an NFL team since the 1970 merger is five. The Patriots had just five passes intercepted in 2010, tying the NFL mark for fewest interceptions in a single season. New England attempted 507 passes in 2010, with just five resulting in interceptions. The Patriots are the only team of that group to have only five interceptions with over 500 pass attempts. The 2016 Patriots have 516 pass attempts and just two interceptions.

FEWEST INTERCEPTIONS IN A SEASON

Year	Team	Int.	Pass Attempts
2010	New England	5	507
2011	San Francisco	5	451
1990	Kansas City	5	449
1990	NY Giants	5	398
1966	Green Bay	5	318
1960	Cleveland	5	264



PATRIOTS

Patriots vs. Jets

Game Notes

ANOTHER UNDEFEATED MONTH

The Patriots finished the month of December with a 4-0 record for the second undefeated month of the 2016 season. The Patriots finished the month of September with a 3-0 record. The Patriots have 23 undefeated months since the 2000 season, the most in the NFL during that time period. Indianapolis is second with 15 undefeated months during that time.

PATRIOTS UNDEFEATED MONTHS SINCE THE 2000 SEASON (NOT INCLUDING JANUARY)

2001 – December
2003 – October, November, December
2004 – September, November
2005 – December
2006 – October
2007 – September, October, November, December
2008 – December
2010 – October, December
2011 – December
2012 – November
2013 – September
2014 – October
2015 – September, October
2016 – September, December

STINGY DEFENSE

The Patriots defense has 10 seasons holding opponents under 20 points per game since 2001, including in each of the last two seasons. The 2016 Patriots have allowed just 15.7 points per game, the best in the NFL in 2016. The Patriots defense has held its opponent under 20 points in ten games in 2016. The Patriots held their opponents under 20 points 11 times in 2001 and 2006, the most under Bill Belichick. The only other time the Patriots have led the NFL in this category was in 2003 when they finished by allowing just 14.9 points per game.

SEASONS ALLOWING 20 POINTS PER GAME OR FEWER SINCE 2001

Team	Seasons	Years
New England	10	2001, 2003-04, 2006-10, 2014-15
Baltimore	10	2001, 2003-06, 2008-11, 2014
Pittsburgh	10	2001, 2004-08, 2010-12, 2015
Miami	8	2001-03, 2005-06, 2008, 2011-12



BELICHICK'S 13-WIN SEASONS

Bill Belichick is the first head coach in NFL history with 13 or more wins in six different seasons.

2003-14-2
2004-14-2
2007-16-0
2010-14-2
2011-13-3

2016-13-2

BELICHICK REACHES 200 PATS WINS

Bill Belichick now has 200 career regular-season wins with the Patriots, and is the fifth head coach to reach 200 regular-season wins with one team.

NFL Head Coaches with the Most wins with one team

George Halas (Chicago) – 318-148
Don Shula (Miami) – 257-133-2
Tom Landry (Dallas) – 250-162
Curly Lambeau (Green Bay) – 209-104-21
Bill Belichick (Patriots) – 200-71
Chuck Noll (Pittsburgh) – 193-148-1

BRADY BIG IN DECEMBER

Tom Brady is 54-10 (.844) in December, the second-best winning percentage in December among quarterbacks in the Super Bowl era. Roger Staubach is first (17-3, .850). Brady has 54 wins in December, which is two more than the 52 by Brett Favre for the most among all NFL quarterbacks. Peyton Manning is next with 49 wins.

BRADY GOOD AGAINST THE JETS

Tom Brady has 23 regular-season wins against the New York Jets as a starter and joins Brett Favre as the only quarterbacks with at least 23 wins against two opponents.

MOST WINS BY A STARTING QUARTERBACK AGAINST AN OPPONENT

Player	Wins
Tom Brady	26 wins against Buffalo
Brett Favre	26 wins against Detroit
Tom Brady	23 wins against NY Jets
Brett Favre	23 wins against Chicago
Dan Marino	22 wins against Indianapolis

GOSTKOWSKI DRILLS 300TH FG

K Stephen Gostkowski's 29-yard field goal in the first quarter was his 300th career field goal. He is the 30th NFL player to reach 300 career field goals. His 300 field goals are fifth among active NFL players.

Most Field Goals Among Active NFL Kickers

Adam Vinatieri	538
Sebastian Janikowski	414
Phil Dawson	478
Matt Bryant	329
Stephen Gostkowski	301

BUTLER HAS FIST TWO-PICK GAME

CB Malcolm Butler had his first career two-interception game. It is the first time a Patriots player has had two picks in a game since CB Logan Ryan had two interceptions at Baltimore on Dec. 22, 2013.

THE BUTLER DID IT - THREE TIMES

Butler had three total takeaways with two interceptions and a fumble recovery in the second quarter. It is the first time that a Patriots player has had three takeaways in the same game since Steve Gregory had two fumble recoveries and an interception at N.Y. Jets (11/22/12).

BRADY TAKES AIM AT INTERCEPTION MARK

Tom Brady has thrown just two interceptions in 399 pass attempts in 2016. Brady's lowest interception total during his career was in 2010 when he threw just four interceptions.

NFL INTERCEPTION PERCENTAGE (150 MIN ATTEMPTS)

Rank	Player	Int. Pct.
1.	Damon Huard (KC) 2006 (244-1)	0.41
2.	Josh McCown (CHI) 2013 (224-1)	0.45
3.	David Garrard (JAC) 2005 (168-1)	0.60
4.	Nick Foles (PHI) 2013 (317-2)	0.63
5.	Joe Ferguson (BUF) 1976 (151-1)	0.66
6.	Tom Brady (NE) 2010 (492-4)	0.81
7.	Steve DeBerg (KC) 1990 (444-4)	0.90

BLOUNT KEEPS SCORING

RB LeGarrette Blount scored on a 1-yard touchdown run in the third quarter and a 1-yard touchdown in the fourth quarter for his 16th and 17th touchdowns of the season. His 17 rushing touchdowns lead the NFL. He can become the third Patriots player to lead the league in rushing touchdowns. Jim Nance led the AFL in rushing touchdowns in 1966 with 11 and 1967 with 7. Blount's 17 rushing touchdowns are the most since LeSean McCoy had 17 for Philadelphia in 2011.

MOST RUSHING TOUCHDOWNS/SEASON IN PATRIOTS HISTORY

17	LeGarrette Blount, 2016
14	Curtis Martin, 1996
14	Curtis Martin, 1995
13	BenJarvis Green-Ellis, 2010
13	Corey Dillon, 2006
12	Stevan Ridley, 2012
12	Corey Dillon, 2005
12	Corey Dillon, 2004
12	Antowain Smith, 2001
12	Steve Grogan, 1976
11	BenJarvis Green-Ellis, 2011
11	Horace Ivory, 1978
11	Jim Nance, 1966
10	Tony Collins, 1983



PATRIOTS

Patriots vs. Jets

Game Notes

BLOUNT TIES MARTIN FOR 3RD-MOST TDS

Blount now had 17 touchdowns in 2016, tied with Curtis Martin (17 in 1996) for the third-most touchdowns in a single season for the Patriots

PATRIOTS RECORD FOR MOST OVERALL TOUCHDOWNS IN A SEASON

23 Randy Moss, 2007 (23 receiving)
18 Rob Gronkowski, 2011 (17 receiving and 1 rushing)
17 LeGarrette Blount, 2016 (17 rushing)
17 Curtis Martin, 1996 (14 rushing and 3 receiving)
15 Curtis Martin, 1995 (14 rushing and 1 receiving)

BLOUNT NEARING 20 TDS

Blount has 17 rushing touchdowns and needs three in the final to become the 11th running back to reach 20 rushing touchdowns in a single season.

NFL PLAYERS WITH 20 OR MORE RUSHING TDS IN A SEASON

Player	Rushing Touchdowns
LaDainian Tomlinson (San Diego in 2006)	28
Shaun Alexander (Seattle in 2005)	27
Priest Holmes (Kansas City in 2003)	27
Emmitt Smith (Dallas in 1995)	25
John Riggins (Washington in 1983)	24
Terry Allen (Washington in 1996)	21
Terrell Davis (Denver in 1998)	21
Priest Holmes (Kansas City in 2002)	21
Joe Morris (NY Giants in 1985)	21
Emmitt Smith (Dallas in 1994)	21
Larry Johnson (Kansas City in 2002)	20

BLOUNT NETS ANOTHER MULTI-TD GAME

Blount had his fourth multiple touchdown game of the 2016 season. He had three vs. Seattle on Nov. 13, two at Pittsburgh on Oct 23 and two vs. Houston Sept. 22. It was the 10th multi-score game of his career.

UNDRAFTED PLAYERS IN A RUSH

Blount added 50 yards to push his career total to 5,071 yards. He is ranked sixth among all-time rookie free agents since the 1970 merger and needs 53 yards to move past Kevin Mack (5,123) into fifth place.

MOST RUSHING YARDS BY AN UNDRAFTED PLAYER (SINCE THE 1970 MERGER)

Player	Yards
Priest Holmes	8,172
Arian Foster	6,527
Fred Jackson	5,746
Willie Parker	5,378
Kevin Mack	5,123
LeGarrette Blount	5,071

BRADY CHASING WINS MARK

Tom Brady has the most wins by an NFL quarterback with 204 career wins. His 204 wins are the fifth most among all players.

MOST WINS BY AN NFL PLAYER

Player	Wins
Adam Vinatieri	220
George Blanda	218
Gary Anderson	212
Jerry Rice	210
Tom Brady	204

EDELMAN CLOSE TO 100 REC. & 1,000 YDS.

WR Julian Edelman finished with five receptions for 89 yards to push his 2016 totals to 90 receptions for 955 yards. He needs 10 receptions and 45 yards for his second 100-reception and 1,000-yard season. He can join Wes Welker (5 times) as the only Patriots to have at least two seasons with 100 receptions and 1,000 yards. Nineteen NFL players have at least two seasons of 100 receptions and 1,000 yards.

Player	Receptions	Yards
Troy Brown (2001)	101	1,199
Wes Welker (2007)	112	1,175
Wes Welker (2008)	111	1,165
Wes Welker (2009)	123	1,348
Wes Welker (2011)	122	1,569
Wes Welker (2012)	118	1,354
Julian Edelman (2013)	105	1,056

EBNER SETS CAREER HIGH

DB Nate Ebner finished with two special teams tackles to give him 18 for the season, a single-season career high. He had 17 special teams tackles as a rookie in 2012.

BENNETT TIES CAREER TD MARK

TE Martellus Bennett caught a 6-yard touchdown pass from QB Tom Brady in the first quarter for his sixth touchdown of the 2016 season to match his single-season career-high. He had six touchdowns in 2014 with the Chicago Bears.

ROBERTS FORCES THE ISSUE

Rookie LB Elandon Roberts forced a fumble on a hit to Jets RB Khiry Robinson in the second quarter that was recovered by CB Malcolm Butler. The turnover was converted into a field goal. He also led the defense with 11 tackles.

ROWE SNAGS FIRST PATS PICK

CB Eric Rowe picked off a Ryan Fitzpatrick pass in the second quarter for his first interception as a member of the Patriots.

LENDEL CAREER FIRSTS

TE Matt Lengel caught an 18-yard touchdown on his very first NFL reception. It is the first time that has occurred for the Patriots since WR Aaron Dobson caught 39-yard touchdown for his first NFL reception vs. the New York Jets on Sept. 12, 2013.

BRADY SPREADS THE LOVE

Tom Brady connected with TE Matt Lengel on an 18-yard touchdown pass in the second quarter. Brady has now thrown touchdown passes to 64 different players in the regular season, behind Vinny Testaverde who had 70. Most Touchdown Targets by an NFL Quarterback

QUARTERBACK	TD TARGETS
Vinny Testaverde	70
Tom Brady	64
Steve DeBerg	62
Brett Favre	61

WHITE SETS CAREER HIGH

RB James White's 25-yard touchdown reception in the second quarter was his fifth receiving touchdown of the 2016 season to set a single-season high. He had four receiving touchdowns in 2015. The Patriots record for most receiving touchdowns by a running back is seven by Larry Garron in 1964. Billy Lott had six in 1961.

LINEUP NOTES

NEWLY ACQUIRED WR MICHAEL FLOYD MAKES HIS PATRIOTS DEBUT

★ Newly acquired **WR Michael Floyd** played in his first game with the Patriots. He caught a 6-yard pass from QB Jimmy Garoppolo in the fourth quarter.

LB KYLE VAN NOY STARTS IN PLACE OF LB DONT'A HIGHTOWER

★ **LB Kyle Van Noy** made his second start as a member of the Patriots in place of LB Dont'a Hightower, who was inactive. Van Noy made his first start as a Patriot at San Francisco on Nov. 20.

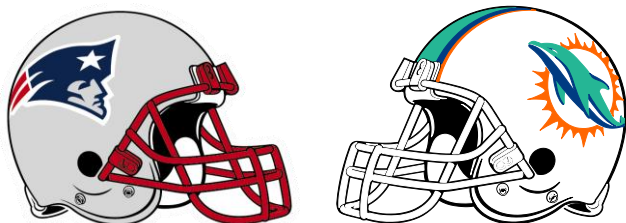
2016 THIRD-ROUND PICK DL VINCENT VALENTINE MAKES FIRST NFL START

★ 2016 third-round draft pick **DL Vincent Valentine** made his first NFL start.

2016 SEASON – GAME #16

NEW ENGLAND PATRIOTS 35, MIAMI DOLPHINS 14

Sunday, Jan. 1, 2017 ★ Hard Rock Stadium, Miami Gardens, Fla. ★ 1:02 p.m. ET
 Att: 66,163 ★ Surface: Grass ★ Weather: Partly Cloudy ★ Temp: 80°F ★ Wind: SE 15 mph ★ Time of Game: 2:53



SCORING SUMMARY

	1	2	3	4	F
New England Patriots (14-2)	14	6	7	8	35
Miami Dolphins (10-6)	0	7	7	0	14

TEAM STATISTICS

Visitor: NE Home: MIA

TOTAL FIRST DOWNS	22	16
THIRD DOWN EFFICIENCY	7-12-58%	7-12-58%
FOURTH DOWN EFFICIENCY	0-0-0%	0-0-0%
TOTAL NET YARDS	396	280
Total Offensive Plays	63	57
NET YARDS RUSHING	120	75
NET YARDS PASSING	276	205
PUNTS Number and Average	3-48.7	5-41.2
PENALTIES Number and Yards	7/64	9/73
FUMBLES Number and Lost	0/0	3/1
EXTRA POINTS Made-Attempts	4/4	2/2
FIELD GOALS Made-Attempts	2/3	0/0
RED ZONE EFFICIENCY	3-4-75%	1-2-50%
TIME OF POSSESSION	31:22	28:38

SCORING PLAYS

Team	Qtr	Time	Play Description (Extra Point) (Drive Info)	Visitor	Home
Patriots	1	7:28	M.Bennett 2 yd. pass from T.Brady (S.Gostkowski kick) (13-75, 7:32)	7	0
Patriots	1	3:44	M.Floyd 14 yd pass from T.Brady (S.Gostkowski kick) (5-45, 1:59)	14	0
Patriots	2	14:56	S.Gostkowski 40 yd. Field Goal (8-34, 2:58)	17	0
Patriots	2	3:21	S.Gostkowski 26 yd. Field Goal (15-82, 8:19)	20	0
Dolphins	2	0:28	J.Landry 8 yd. pass from M.Moore (A.Franks kick) (10-75, 2:53)	20	7
Dolphins	3	8:39	K.Stills 25 yd. pass from M.Moore (A.Franks kick) (12-75, 6:21)	20	14
Patriots	3	6:41	J.Edelman 77 yd. pass from T.Brady (S.Gostkowski kick) (3-80, 1:58)	27	14
Patriots	4	5:33	L.Blount 1 yd. run (T.Brady-J.Edelman pass) (6-18, 3:02)	35	14

INDIVIDUAL STATISTICS

NEW ENGLAND PATRIOTS					
RUSHING	ATT	YDS	AVG	LG	TD
L.Blount	14	51	3.6	19	1
D.Lewis	11	48	4.4	12	0
J.White	2	9	4.5	7	0
T.Brady	1	6	6.0	6	0
J.Edelman	1	6	6.0	6	0
Total	29	120	4.1	19	1

PASSING	ATT	CMP	YDS	SK/YD	TD	LG	IN	RT
T. Brady	33	25	276	0/0	3	77	0	130.4
J.Garoppolo	1	0	0	0/0	0	0	0	39.6
Total	34	25	276	0/0	3	77	0	126.6

PASS RECEIVING	NO	YDS	AVG	LG	TD
J.Edelman	8	151	18.9	77	1
C.Hogan	4	27	6.8	13	0
J.White	4	21	5.3	8	0
M.Floyd	3	36	12.0	14	1
B.Bennett	3	33	11.0	20	1
D.Lewis	2	4	2.0	4	0
M.Lengel	1	4	4.0	4	0
Total	25	276	11.0	77	3

INTERCEPTIONS	NO	YDS	AVG	LG	TD
L.Ryan	1	-2	-2.0	-2	0
Total	1	-2	-2.0	-2	0

PUNTING	NO	YDS	AVG	TB	IN20	LG
R.Allen	3	146	48.7	0	0	56
Total	3	146	48.7	0	0	56

PUNT RETURNS	NO	YDS	AVG	FC	LG	TD
J.Edelman	1	0	0.0	2	0	0
(DOWNED)	1	0	0.0	0	0	0
(OUT OF BOUNDS)	1	0	0.0	0	0	0
Total	1	0	0.0	2	0	0

KICKOFF RETURNS	NO	YDS	AVG	FC	LG	TD
J.Develin	1	15	15.0	0	15	0
D.Lewis	1	12	12.0	0	12	0
(TOUCHBACK)	1	0	0.0	0	0	0
TOTAL	2	27	13.5	0	15	0

MIAMI DOLPHINS					
RUSHING	ATT	YDS	AVG	LG	TD
J.Ajayi	16	59	3.7	11	0
K.Drake	4	10	2.5	4	0
D.Williams	2	5	2.5	5	0
J.Grant	1	1	1.0	1	0
Total	23	75	3.3	11	0

PASSING	ATT	CMP	YDS	SK/YD	TD	LG	IN	RT
M.Moore	34	24	205	0/0	2	25	1	93.4
Total	34	24	205	0/0	2	25	1	93.4

PASS RECEIVING	NO	YDS	AVG	LG	TD
J.Landry	9	76	8.4	14	1
D.Parker	5	45	9.0	18	0
K.Stills	4	41	10.3	25	1
D.Williams	3	23	7.7	16	0
J.Ajayi	3	20	6.7	11	0
Total	24	205	8.5	25	2

INTERCEPTIONS	NO	YDS	AVG	LG	TD
None					

PUNTING	NO	YDS	AVG	TB	IN20	LG
M.Darr	5	206	41.2	0	3	53
Total	5	206	41.2	0	3	53

PUNT RETURNS	NO	YDS	AVG	FC	LG	TD
J.Grant	2	14	7.0	0	14	0
(OUT OF BOUNDS)	1	0	0.0	0	0	0
Total	2	14	7.0	0	14	0

KICKOFF RETURNS	NO	YDS	AVG	FC	LG	TD
K.Drake	1	21	21.0	0	21	0
J.Grant	1	19	19.0	0	19	0
(TOUCHBACK)	5	0	0.0	0	0	0
Total	2	40	20.0	0	21	0



PATRIOTS

Patriots at Dolphins

Game Notes

PATRIOTS 35, DOLPHINS 14

January 1, 2017 ★ Hard Rock Stadium

	1	2	3	4	Final
New England Patriots	14	6	7	8	— 35
Miami Dolphins	0	7	7	0	— 14

The New England Patriots finished the regular season with a perfect 8-0 road record after a 35-14 win at Miami, breaking a three-game losing streak at Miami en route to a 14-2 regular season finish.

QB Tom Brady threw for 276 yards and three touchdown passes as the Patriots clinched the top-seed in the AFC Playoff field with home-field advantage throughout the playoffs.

New England took a 20-0 lead in the first half and turned away a potential Miami comeback in the second half with the help of a 77-yard touchdown pass from Brady to WR Julian Edelman in the third quarter and a 69-yard fumble return by LB Shea McClellin following a hit from S Devin McCourty to Miami RB Damien Williams in the fourth quarter.

New England scored on its first four offensive drives to take a 20-0 lead. Brady led the Patriots on 13-play, 75-yard drive to open the game, resulting in a 2-yard touchdown pass to TE Martellus Bennett. After stopping Miami on the next series, Brady marched the Patriots to the Miami 14-yard line where he connected with WR Michael Floyd for a 14-yard touchdown, Floyd's first score as a member of the Patriots.

CB Logan Ryan picked off a QB Matt Moore on the next series, and the Patriots moved to the Miami 22-yard line early in the second quarter where K Stephen Gostkowski connected on a 40-yard field goal for a 17-0 lead. A 15-play, 82-yard drive later in the second quarter was stopped at the 8-yard line where Gostkowski's 26-yard field goal made it 20-0.

Miami mounted consecutive 75-yard drives to make it 20-14 with a touchdown before halftime and then one on the first drive of the third quarter. However, Brady connected with Edelman on a short pass that was turned into a 77-yard touchdown to make it 27-14 heading into the fourth quarter. The 77-yard touchdown pass was a career-high for Edelman. He finished the game with 8 receptions for a single-game high of 151 yards. He also went over the 1,000 yard marker with a career-best 1,106 yards.

When Miami threatened in the fourth quarter by reaching the New England 9-yard line, McCourty forced a fumble that was returned 69 yards by McClellin to give the Patriots a first down at the Miami 18-yard line. It was the longest fumble return in team history. It also set up a 1-yard touchdown run by RB LeGarrette Blount for the final score of the game.



PATS LOCK UP TOP SEED IN AFC

The Patriots have now earned six number one seeds (2016, 2014, 2011, 2010, 2007 and 2003) in the postseason since 1990, the most in the NFL under that system. The NFL began playoff seeding in 1975 and the current playoff format was instituted in 1990.

MOST NO. 1 SEEDS IN THE PLAYOFF FIELD (SINCE 1990)

New England	6
Denver	5
Dallas	4
Pittsburgh	4
San Francisco	4

MOST NO. 1 SEEDS OVERALL (SINCE 1975)

San Francisco	8
Denver	8
New England	6
Pittsburgh	6
Dallas	6
Oakland	5

MOST 14-WIN SEASONS

The win over the Miami was the Patriots 14th win of the season. The Patriots have now won 14 or games in a season five times, the most in NFL history.

PATRIOTS 14-WIN SEASONS

2003-14-2
2004-14-2
2007-16-0
2010-14-2
2016-14-2

MOST SEASONS WITH 14 OR MORE WINS

Team 14-plus win seasons

New England	5
San Francisco	4
Chicago	2
Indianapolis	2
Miami	2
Pittsburgh	2
Washington	2

STINGY DEFENSE

The Patriots defense has held it opponent under 20 points in 11 games in 2016, tied for the most under Bill Belichick. The Patriots held their opponents under 20 points 11 times in 2001 and 2006.

SEASONS ALLOWING 20 POINTS PER GAME OR FEWER SINCE 2001

Team	Seasons	Years
New England	11	2001, 2003-04, 2006-10, 2014-16
Baltimore	10	2001, 2003-06, 2008-11, 2014
Pittsburgh	10	2001, 2004-08, 2010-12, 2015
Miami	8	2001-03, 2005-06, 2008, 2011-12
Seattle	8	2005, 2007, 2011-16

The Patriots have allowed an NFL-low 250 points in 2016

Fewest Points Allowed by the Patriots in a Season

157 - 1982 (9 games)
217 - 1977
236 - 1976
237 - 2006
238 - 2003
250 - 2016
257 - 1963
260 - 2004
272 - 2001
274 - 2007

ROAD WARRIORS

The 2016 Patriots finished 8-0 on the road for the second time in team history with the win at Miami. The only other season the Patriots went undefeated on the road was in 2008 with an 8-0 record. The Patriots join San Francisco (3 times) as the only NFL team with two 8-0 undefeated road seasons.

NFL TEAMS THAT HAVE FINISHED WITH AN 8-0 ROAD RECORD

Team	Year
New England	2016
Dallas	2014
New England	2007
St. Louis	2001
San Francisco	1990
San Francisco	1989
San Francisco	1984



PATRIOTS

Patriots at Dolphins

Game Notes

DIVISIONAL DOMINANCE

The New England Patriots own a 76-22 (.776) record in regular-season AFC East games since the beginning of the 2001 season, compiling the best intra-division record of any team in the NFL.

NFL'S TOP DIVISIONAL RECORDS SINCE 2001

Team	W	L	T	Pct.
New England	76	22	0	.776
Indianapolis	70	28	0	.714
Green Bay	69	28	1	.709
Pittsburgh	69	31	0	.690

AFC EAST DIVISIONAL RECORDS SINCE 2001

Team	W	L	T	Pct.	Div. Titles	Years
New England	76	22	0	.776	14	2001, 03-07, 09-16
N.Y. Jets	45	53	0	.459	1	2002
Miami	41	57	0	.418	1	2008
Buffalo	35	63	0	.357	0	-

PATS SET NEW NFL PICK RECORD

The Patriots set an NFL record by throwing just two interceptions in 2016. The previous NFL record for fewest interceptions thrown in a season by an NFL team since the 1970 merger was five. The 2016 Patriots had just two interceptions in 550 pass attempts.

FEWEST INTERCEPTIONS IN A SEASON

Year	Team	Int.	Pass Attempts
2016	New England	2	550
2010	New England	5	507
2011	San Francisco	5	451
1990	Kansas City	5	449
1990	NY Giants	5	398
1966	Green Bay	5	318
1960	Cleveland	5	264

BEST TD/INT PCT. IN HISTORY

The 2016 Patriots threw 32 touchdowns and had just two interceptions for an NFL record TD/INT. percentage of 16.0

BEST TOUCHDOWN TO INTERCEPTION PERCENTAGE IN A SINGLE SEASON

Year	Team	TDs	INT.	TD/INT Percentage
2016	Patriots	32	2	16.00
2010	Patriots	37	5	7.40
2011	Green Bay	51	8	6.38
2014	Green Bay	38	6	6.33
2016	Dallas	24	4	6.00
2007	Patriots	50	9	5.56

2017 OPPONENTS DETERMINED

The Patriots 2017 opponents have been determined. In addition to playing each of the other AFC East opponents twice, the Patriots will play one game against each of the AFC West and NFC South teams. As the first-place team in the AFC East, the Patriots will play the first-place team of the AFC South (Houston) and AFC North (Pittsburgh).

HOME: Buffalo, Miami., NY Jets, Atlanta, Carolina, Houston, Kansas City, San Diego,

AWAY: Buffalo, Miami., NY Jets, Denver, New Orleans, Oakland, Pittsburgh, Tampa Bay



BELICHICK'S 14-WIN SEASONS

Bill Belichick guided the Patriots to a 14-2 record in 2016. It is his the fifth time that he has coached a team to 14 wins, most in NFL history by a head coach.

MOST 14 WIN SEASON BY A HEAD COACH

Bill Belichick	5 (2003, 2004, 2007, 2010 and 2016)
George Seifert	3
Joe Gibbs	2
Mike Ditka	2
Don Shula	2

BRADY PASSES MARINO

Tom Brady moved past Dan Marino into fourth place on the NFL's all-time passing yards list on a 6-yard pass to WR Chris Hogan in the first quarter. He entered the Miami game needing 56 yards to pass Marino.

Player	Passing yards
1. Peyton Manning	71,940
2. Brett Favre	71,838
3. Drew Brees	66,111
4. Tom Brady	61,582
5. Dan Marino	61,361

BRADY TAKES AIM AT INTERCEPTION MARK

Tom Brady threw just two interceptions in 432 pass attempts in 2016.

NFL INTERCEPTION PERCENTAGE (150 MIN ATTEMPTS)

Rank	Player	Int. Pct.
1.	Brian Hoyer (CHI) 2016 (200-0)	0.00
2.	Damon Huard (KC) 2006 (244-1)	0.41
3.	Josh McCown (CHI) 2013 (224-1)	0.45
4.	Tom Brady (NE) 2016 (432-2)	0.46
5.	David Garrard (JAC) 2005 (168-1)	0.60
6.	Nick Foles (PHI) 2013 (317-2)	0.63
7.	Joe Ferguson (BUF) 1976 (151-1)	0.66
8.	Sam Bradford (MIN) 2016 (519-4)	0.77
9.	Tom Brady (NE) 2010 (492-4)	0.81
10.	Dak Prescott (DAL) 2016 (459-4)	0.87
11t.	Steve DeBerg (KC) 1990 (444-4)	0.90
11t.	Sam Bradford (MIN) 2016 (552-5)	0.90

BEST TD/INT RATIO IN HISTORY

Tom Brady threw 28 touchdown passes and just two interceptions in 2016 for an NFL-best TD/INT ratio of 14.0.

(MINIMUM OF 20 TOUCHDOWNS)

PLAYER	TD/INT	RATIO
Tom Brady (NE-2016)	28/2	14.00
Nick Foles (Philadelphia -2013)	27/2	13.50
Tom Brady (NE-2010)	36/4	9.00
Aaron Rodgers (GB-2014)	38/5	7.60
Aaron Rodgers (GB-2011)	45/6	7.50
Tom Brady (NE-2007)	50/8	6.25

McCLELLIN SETS FUMBLE RETURN RECORD

LB Shea McClellin returned a Miami fumble that was forced by S Devin McCourty 69 yards in the fourth quarter. It is the longest fumble return in team history. The previous best was a 68-yard return for a touchdown by DE Richard Seymour at Buffalo on Oct. 3, 2004.



PATRIOTS

Patriots at Dolphins Game Notes

BLOUNT KEEPS SCORING

RB LeGarrette Blount added to his team record with his 18th rushing touchdown of the season on a 1-yard run in the fourth quarter. His 18 rushing touchdowns led the NFL. He joins Jim Nance, who led the AFL in rushing with 11 in 1966 and 7 in 1967, as the only Patriots player to lead in rushing touchdowns. Blount's 18 rushing touchdowns are the most in the NFL since Adrian Peterson had 18 for Minnesota in 2009.

MOST RUSHING TOUCHDOWNS/SEASON IN PATRIOTS HISTORY

18	LeGarrette Blount, 2016
14	Curtis Martin, 1996
14	Curtis Martin, 1995
13	BenJarvis Green-Ellis, 2010
13	Corey Dillon, 2006
12	Stevan Ridley, 2012
12	Corey Dillon, 2005
12	Corey Dillon, 2004
12	Antowain Smith, 2001
12	Steve Grogan, 1976
11	BenJarvis Green-Ellis, 2011
11	Horace Ivory, 1978
11	Jim Nance, 1966
10	Tony Collins, 1983

PATRIOTS RECORD FOR MOST OVERALL TOUCHDOWNS IN A SEASON

23 Randy Moss, 2007 (23 receiving)

18 LeGarrette Blount, 2016 (18 rushing)

18 Rob Gronkowski, 2011 (17 receiving and 1 rushing)
17 Curtis Martin, 1996 (14 rushing and 3 receiving)
15 Curtis Martin, 1995 (14 rushing and 1 receiving)

BRADY CHASING WINS MARK

Tom Brady has the most wins by an NFL quarterback with 205 career wins. His 205 wins are the fifth most among all players.

MOST WINS BY AN NFL PLAYER

Player	Wins
Adam Vinatieri	221
George Blanda	218
Gary Anderson	212
Jerry Rice	210
Tom Brady	205

EDELMAN ECLIPSES 1,000 YDS

WR Julian Edelman had his second career 1,000-yard receiving season after setting a single-season best with 1,106 yards. Edelman entered the game needing 45 yards and went over the 1,000-yard mark on 14-yard reception in the second quarter. He joins Wes Welker (5), Rob Gronkowski (3), Randy Moss (3), Stanley Morgan (3) and Terry Glenn (2) as the only Patriots players with at least two 1,000-yard seasons. Edelman had 1,056 yards receiving in 2013.

MOST 1,000 YARD SEASON/PATRIOTS HISTORY

5 Wes Welker
3 Rob Gronkowski
3 Randy Moss
3 Stanley Morgan
2 Julian Edelman
2 Terry Glenn

EDELMAN GOES LONG

WR Julian Edelman scored on a 77-yard touchdown in the third quarter. The 77-yard touchdown is a career long. His previous best was a 69-yard touchdown at San Diego on Dec. 7, 2014. Edelman now has four touchdown passes of 50 or more yards.

EDELMAN'S 50-YARD TOUCHDOWN RECEPTIONS

77t at Miami, Jan. 1, 2017
69t at San Diego, Dec. 7, 2014
59t at Dallas, Oct. 11, 2015
56t at NY Jets, Nov. 22, 2012

EDELMAN'S CAREER DAY

Edelman went over 100 yards receiving for the second time in 2016 and set a single-game best with 151 receiving yards. His previous best was 141 receiving yards at San Diego on Dec. 7, 2014. His other 100-yard game in 2016 was 101 vs. Los Angeles on Dec. 4, 2016. It is Edelman's 11th 100-yard game (nine in the regular season and two in the postseason).

BENNETT'S TD SETS CAREER HIGH

TE Martellus Bennett set a single-season career best after scoring on a 2-yard touchdown pass in the first quarter for his seventh touchdown of the season. Bennett's previous best was six touchdowns in 2014 with Chicago.

EBNER TIES SP TEAMS TACKLE LEAD

DB Nate Ebner had a team-leading and career-best 19 special teams tackles in 2016, which was tied with Miami's Michael Thomas (19) for the NFL lead. He has had 10 or more tackles in each of his five NFL seasons.

BRADY SPREADS THE LOVE

Tom Brady connected with WR Michael Floyd in the first quarter. Brady has now thrown touchdown passes to 65 different players in the regular season, behind Vinny Testaverde who had 70.

MOST TOUCHDOWN TARGETS BY AN NFL QUARTERBACK

QUARTERBACK	TD TARGETS
Vinny Testaverde	70
Tom Brady	65
Steve DeBerg	62
Brett Favre	61

BRADY TIES ANOTHER RECORD

Brady threw for three touchdowns and no interceptions in the win at Miami. It was his 51st game overall with three touchdowns and no interceptions to tie Peyton Manning for the most such games in NFL history. Brady has 7 games in 2016 with three or more touchdowns, tied with the 2011 season for second, behind the 12 games Brady had in 2007 with three or more touchdowns.

LINEUP NOTES

NEWLY ACQUIRED WR MICHAEL FLOYD MAKES FIRST START AS A PATRIOT

★ **WR Michael Floyd** made his first start as a member of the Patriots. He scored his first touchdown with the Patriots on a 14-yard pass from Tom Brady in the second quarter.

DON'T'A HIGHTOWER RETURNS TO THE STARTING LINEUP

★ **LB Dont'a Hightower** returned to the starting lineup after missing the previous game.