



TENNESSEE TITANS



Baptist Sports Park • 460 Great Circle Rd • Nashville, TN 37228 • 615-565-4100 • 615-565-4105 Fax • www.titansonline.com

Robbie Bohren • Director of Media Relations

Dwight Spradlin • Assistant Director of Media Relations

Jared Puffer • Media Relations Assistant

Gary Glenn • Director of Internet Operations/Publications

Jeff Harding • Internet Coordinator

Press Release

FOR IMMEDIATE RELEASE

SEPTEMBER 3, 2012



TITANS OPEN REGULAR SEASON AGAINST DEFENDING AFC CHAMPS



Tennessee Titans (0-0) vs. New England Patriots (0-0)

Sunday, Sept. 9, 2012 • Noon CDT • LP Field • Nashville, Tenn. • TV: CBS

2012 TITANS SCHEDULE

PRESEASON

Day	Date	Opponent	Result	Score
Sat.	Aug. 11	at Seattle	L	17-27
Fri.	Aug. 17	at Tampa Bay	W	30-7
Thu.	Aug. 23	ARIZONA	W	32-27
Thu.	Aug. 30	NEW ORLEANS	W	10-6

REGULAR SEASON

Day	Date	Opponent	Kickoff	TV
Sun.	Sept. 9	NEW ENGLAND	Noon	CBS
Sun.	Sept. 16	at San Diego	3:25 p.m.	CBS
Sun.	Sept. 23	DETROIT	Noon	FOX
Sun.	Sept. 30	at Houston	Noon	CBS
Sun.	Oct. 7	at Minnesota	3:25 p.m.	CBS
Thu.	Oct. 11	PITTSBURGH	7:20 p.m.	NFLN
Sun.	Oct. 21	at Buffalo	Noon	CBS
Sun.	Oct. 28	INDIANAPOLIS	Noon	CBS
Sun.	Nov. 4	CHICAGO	Noon	FOX
Sun.	Nov. 11	at Miami	Noon	CBS
Sun.	Nov. 18	BYE		
Sun.	Nov. 25	at Jacksonville	Noon*	CBS
Sun.	Dec. 2	HOUSTON	Noon*	CBS
Sun.	Dec. 9	at Indianapolis	Noon*	CBS
Mon.	Dec. 17	N.Y. JETS	7:30 p.m.	ESPN
Sun.	Dec. 23	at Green Bay	Noon*	CBS
Sun.	Dec. 30	JACKSONVILLE	Noon*	CBS

All kickoff times Central * Time subject to change

PRESEASON DIVISION STANDINGS

Team	W	L	T	Pct
Tennessee Titans	3	1	0	.750
Jacksonville Jaguars	3	1	0	.750
Houston Texans	3	1	0	.750
Indianapolis Colts	2	2	0	.500

THIS WEEK (central time): (all Sun 12 pm) NE at Ten, Ind at Chi, Mia at Hou, Jax at Min

NEXT WEEK (central time): Ten at SD (Sun 3:25 pm), Min at Ind (Sun 12 pm), Hou at Jax (Sun 12 pm)

NASHVILLE — The Tennessee Titans (0-0) open the regular season this week by hosting the defending AFC Champion New England Patriots (0-0). Kickoff at LP Field (capacity 69,143) is scheduled for noon CDT on Sunday, Sept. 9.

This is the second time the two clubs have met in Week 1 and the first occasion since 1975, when the then-Oilers began their season with a 7-0 victory over New England, one of 15 shutouts in franchise history. All-time on opening day, the Titans/Oilers are 27-25.

THE BROADCAST

This week's game will be televised regionally on CBS, including Nashville affiliate WTVF News-Channel 5. **Jim Nantz** will handle play-by-play duties, while **Phil Simms** provides analysis.

The Titans Radio Network, including Nashville flagship 104.5 The Zone, will broadcast the game across the Mid-South with the "Voice of the Titans" **Mike Keith**, color commentator **Frank Wycheck**, sideline reporter **Cody Allison** and gameday host **Larry Stone**.

Additionally, Sports USA will broadcast the game to a national radio audience. **Eli Gold** (play-by-play) and **Ross Tucker** (analyst) have the call.

MUNCHAK ENTERS YEAR TWO

The Titans begin their second season under head coach **Mike Munchak**, who is in his 31st overall season with the franchise. Last year, the former offensive line coach and Hall of Fame guard led the Titans to a second-place finish in the AFC South with a 9-7 record. They finished a game behind the 10-6 division champion Houston Texans and narrowly missed out on a Wild Card playoff berth.

The Titans concluded their preseason slate last week with a 10-6 win over the New Orleans Saints. After dropping their first game of the preseason at Seattle, they came back with consecutive wins against Tampa Bay, Arizona and New Orleans.

Prior to the third game of the preseason, Munchak announced that **Jake Locker** would be the team's starting quarterback in 2012. Locker, the eighth overall pick in the 2011 NFL Draft, served as a back-up to **Matt Hasselbeck** as a rookie. The former Washington Husky passed for 542 yards and four touchdowns without throwing an interception and added a rushing touchdown in limited playing time.

THE PATRIOTS

In 2011, the Patriots won their fifth conference title and ninth AFC East crown in the last 12 years under head coach **Bill Belichick**. They advanced to Super Bowl XLVI, where they lost to the New York Giants by a slim 21-17 margin. The Patriots have won three Super Bowls during Belichick's tenure.

Tom Brady has been under center for each of those title teams. The two-time NFL MVP is entering his 13th season since being selected out of Michigan in the sixth round of the 2000 draft. In 2011, he passed for 5,235 yards, claiming one of five 5,000-yard passing seasons in NFL history.

New England was 1-3 during the preseason, including last week's 6-3 defeat at the hands of the Giants. However, the Patriots rested virtually all of their starters in the loss.

"CODE BLUE" IN EFFECT THIS WEEK

This week's contest is a "Code Blue" game for the Titans. Fans are encouraged to wear Titans light blue to work and school during the week, as well as to the game Sunday, and Tennessee Farm Bureau Insurance will provide all fans in attendance at LP Field with Titans Code Blue hats.

On Friday, Sept. 7, the Titans are partnering with The Tennessean to present the Code Blue Season Kick-off Pep Rally at Music City Walk of Fame Park in downtown Nashville from 4-7:30 p.m. The free, public event will feature appearances by Titans Cheerleaders, T-Rac and players, a kids area, musical performances and prizes for fans.

More Code Blue elements will be announced later in the week. This is the fifth consecutive season the Titans have held a Code Blue game.

YWCA "UNDIE SUNDAY" DRIVE

Fans attending the game are encouraged to participate in the "Undie Sunday" charitable drive benefiting the YWCA Weaver Domestic Violence Shelter. The YWCA and the Titans are asking fans to provide much-needed new women's undergarments for shelter residents, including all sizes of underwear, bras and socks. Volunteers will be stationed at several drop sites around LP Field to collect donations.

FINGERTIP INFORMATION

Date Sunday, Sept. 9, 2012

Kickoff Noon CT

Venue LP Field

Tickets (800) 745-3000

Location Nashville, Tenn.

Opened in 1999

Capacity 69,143

Surface Natural Grass

Home Team..... Tennessee Titans (0-0)

Division AFC South

Website www.TitansOnline.com

Media Guide www.TitansOnline.com/mediaguide

Facebook www.facebook.com/titans

Twitter www.twitter.com/tennesseetitans

Franchise since 1960 (1960-96 Houston Oilers; 1997-98 Tennessee Oilers)

Owner K.S. "Bud" Adams, Jr.

Chief Operating Officer Mike Reinfeldt

General Manager Ruston Webster

Head Coach Mike Munchak

Offensive Coordinator Chris Palmer

Defensive Coordinator Jerry Gray

2011 NFL Offensive Rank ... 17 (Total), 31 (Rush), 12 (Pass)

2011 NFL Defensive Rank... 18T (Total), 24 (Rush), 14 (Pass)

Visiting Team New England Patriots (0-0)

Division AFC East

Website www.patriots.com

Franchise since 1960

Chairman & CEO Robert K. Kraft

President Jonathan A. Kraft

Dir. Player Personnel Nick Caserio

Head Coach Bill Belichick

Offensive Coordinator/QBs ... Josh McDaniels

Defensive Coordinator Matt Patricia

2011 NFL Offensive Rank ... 2 (Total), 20 (Rush), 2 (Pass)

2011 NFL Defensive Rank... 31 (Total), 17 (Rush), 31 (Pass)

Television CBS

Nashville Affiliate WTVF News Channel 5

DirecTV Sunday Ticket Ch. 712

Play-by-Play Jim Nantz

Analyst Phil Simms

Radio Titans Radio Network

Flagship WGFX 104.5 FM-The Zone

Play-by-Play Mike Keith

Analyst Frank Wycheck

Sideline Reporter Cody Allison

Producer/Gameday Host ... Larry Stone

Satellite Radio Sirius 92 & 148

National Radio Sports USA

Play-by-Play Eli Gold

Analyst Ross Tucker

Scheduled Gameday Promotions (subject to change)

Charitable Drive YWCA "Undie Sunday" Drive (women's undergarments needed for shelter residents)

Honorary 12th Titan TBA

National Anthem Mickey Guyton; flyover by U.S. Navy F/A-18 E/F Super Hornets

Halftime Performance by Phil Vassar

Promotional Giveaway Titans Code Blue hats from TN Farm Bureau Insurance

Referee Jerry Frump

Umpire Brian Taylor

Head Linesman Bill Etzler

Line Judge Charles Derrick

Field Judge Randy Weissenhofer

Side Judge Randal Beesley

Back Judge Larry Orrico

**TITANS-PATRIOTS SERIES AT A GLANCE**

- **Overall series (regular & postseason):** Patriots lead 22-16-1
- **Regular Season Series:** Patriots lead 21-15-1
- **Postseason Series:** Tied 1-1
- **Total Points:** Titans 794, Patriots 957
- **Current streak:** Four wins by Patriots
- **Titans at home vs. Patriots:** 10-6
- **Titans on the road vs. Patriots:** 6-16-1
- **Longest Winning Streak by Titans:** 4 (1975-80)
- **Longest Losing Streak by Titans:** 4 (1965-67; 2003-present)
- **Titans vs. Patriots at LP Field:** 1-1
- **Last Time at LP Field:** PATRIOTS 40 at Titans 23 (12/31/06)
- **Titans vs. Patriots at Gillette Stadium:** 0-3
- **Last Time at Gillette Stadium:** Titans 0 at PATRIOTS 59 (10/18/09)
- **First Time:** OILERS 24 at Boston 10 (11/25/60)
- **Mike Munchak's Record vs. Patriots:** 0-0
- **Bill Belichick's Record vs. Titans:** 8-7 (4-6 with Cle.; 4-1 with N.E.)
- **Mike Munchak's Record vs. Bill Belichick:** 0-0

A TITANS VICTORY WOULD ...

- Give the Titans an all-time Kickoff Weekend record of 28-25, including their fourth win in their last six regular season openers.
- Improve the Titans' record to 9-5 in regular season home openers at LP Field.
- Improve **Mike Munchak's** career record as a head coach to 10-7.
- Give **Jake Locker** his first career victory as a starting quarterback.

WHAT TO LOOK FOR THIS WEEK

- This week marks the 137th consecutive sellout at LP Field, dating back to the stadium's opening in 1999.
- Several players are scheduled to make their regular-season debuts in a Titans uniform, including free agent signees DE **Kamerion Wimbley** and G **Steve Hutchinson** and first-round draft pick WR **Kendall Wright**.
- K **Rob Bironas** can extend his NFL record with his 11th consecutive game with a field goal of 40 yards or longer.
- K **Rob Bironas** has made 15 consecutive field goals dating back to last season, the sixth-longest streak in franchise history.
- RB **Chris Johnson** can record the 29th 100-yard rushing game of his career.
- T **Michael Roos** can notch is 113th consecutive start.
- WR **Nate Washington** can extend his streak of consecutive games with at least one reception to 63 (49 games with the Titans).
- WR **Nate Washington** needs 16 receiving yards to reach 4,000 career receiving yards.

TITANS-PATRIOTS SERIES HISTORY

The Houston Oilers and Boston Patriots were charter members of the American Football League in 1960. In the league's inaugural season, the Oilers swept both games, winning 24-10 in New England and 37-21 in Houston. The teams met 20 times as part of the AFL (1960-69), with the Patriots earning a 10-9-1 advantage.

Upon the AFL-NFL merger in 1970, the Oilers moved to the AFC Central Division, and the Patriots began play in the AFC East. They officially became the New England Patriots in 1971.

Since 1989, the Patriots and Titans have met nine times, and all but two of those games were played in New England.

Most recently, the Titans suffered the worst loss in franchise history with a 59-0 defeat in a snowy Gillette Stadium on Oct. 18, 2009. In the victory, Patriots quarterback **Tom Brady** passed for 380 yards and six touchdowns. The win gave the Patriots a 22-16-1 overall advantage in the series.

The last time they played at LP Field was the 2006 regular-season finale, when the Titans needed a victory against the Patriots to clinch a playoff berth. However, a 40-23 loss dropped their record to 8-8 and ended their Wild Card hopes.

Prior to the 2006 meeting, the clubs met in New England in a 2003 AFC Divisional Playoff game at Gillette Stadium. In the coldest game in Oilers/Titans history (four degrees at kickoff), the Titans fell to the Patriots by a final score of 17-14. The game was tied at 14 going into the fourth quarter, but **Adam Vinatieri** booted a 46-yard field goal with four minutes to play that would prove to be the game-winner. Tennessee had a shot at the end as **Drew Bennett** caught two passes from **Steve McNair** in the final two minutes, but a third pass to Bennett fell incomplete on fourth-and-12, ending the drive. New England advanced to the AFC Championship and then won Super Bowl XXVIII.

The 2003 playoff game was the second postseason contest between the teams. In a 1978 Divisional Playoff contest, the Oilers traveled to Schaefer Stadium and advanced with a 31-14 win, courtesy of three touchdown passes by **Dan Pastorini** and 118 rushing yards by **Earl Campbell**.

TITANS-PATRIOTS: THE LAST MEETING

Tennessee Titans 0 at NEW ENGLAND PATRIOTS 59

Sunday, Oct. 18, 2009

Gillette Stadium, Foxborough, Mass.

	1	2	3	4	Final
Tennessee Titans	0	0	0	0	0
New England Patriots	10	35	14	0	59

CLICK FOR: [VIDEO](#) | [PLAY-BY-PLAY](#) | [QUOTES](#)

In Week 6 of the 2009 season, the New England Patriots took early control of a game played in wintry conditions and defeated the Titans 59-0, the largest margin of defeat in Titans history.

A thin layer of snow blanketed the Gillette Stadium turf at kickoff. The official temperature was listed at 39 degrees with the wind gusting up to 24 miles per hour, but it took little time for Patriots quarterback **Tom Brady** to heat up. Brady completed 29 of 34 passes in the game for 380 yards, six touchdowns and no interceptions (152.8 rating).

Three of his touchdown passes went to **Randy Moss**, who had 129 yards, and two touchdowns went to **Wes Welker**, who recorded a game-high 150 yards receiving.

By halftime, the Patriots led the Titans 45-0. They gained 436 yards in the first half, including 345 through the air. Nine consecutive drives resulted in Patriots scores, including five consecutive touchdowns in the second quarter.

The final tally for the Patriots included 619 yards, including 426 through the air. By contrast, the Titans had 186 total yards, including minus-seven net passing yards.

Although the Patriots missed a 40-yard field goal attempt on their opening possession, they took the early lead on their next series. On the fifth play of a 79-yard drive, **Laurence Maroney** took a handoff and went 45 yards for a touchdown.

Later in the first quarter, the Patriots drove 63 yards on seven plays. The drive stalled at the 15-yard line, however, and they settled for a 33-yard field goal by **Stephen Gostkowski**.

In the second quarter, three consecutive turnovers by the Titans in the slippery conditions resulted in touchdowns by the Patriots.

After a **LenDale White** fumble, which was recovered by defensive back **Jonathan Wilhite**, the Patriots extended their lead to 17-0 on a flea flicker from Brady to Moss.

The Titans lost the ball on their next possession when **Kerry Collins** was unable to handle the snap from **Kevin Mawae**. Two plays, later, Brady connected with Moss again, this time for a 28-yard touchdown.

Then, from the Tennessee 37-yard line, Collins attempted a deep pass to **Nate Washington**, but Patriots cornerback **Darius Butler** was there for an interception. Four plays into the ensuing drive, Brady dumped the ball to **Kevin Faulk** on a screen pass, and Faulk went 38 yards for a touchdown and 31-0 lead with 6:30 remaining in the second quarter.

Brady added touchdown passes of 30 and five yards to Welker, the second coming just after the two-minute warning in the second quarter.

Early in the second half, the Patriots maintained their pace. They took the opening kickoff in the third quarter and drove 65 yards on nine plays, culminating with a nine-yard touchdown pass from Brady to Moss.

Patriots back-up quarterback **Brian Hoyer** tacked on a one-yard touchdown run late in the third quarter for the game's final score.

ALL-TIME SERIES RESULTS

TITANS vs. PATRIOTS
Patriots lead series 22-16-1

Date	Site	W/L	Score
11-25-60	NE	W	24-10
12-18-60	Hou	W	37-21
10-13-61	NE	T	31-31
11-12-61	Hou	W	27-15
9-16-62	NE	L	21-34
11-18-62	Hou	W	21-17
11-1-63	NE	L	3-45
12-8-63	Hou	L	28-46
11-6-64	NE	L	24-25
11-29-64	Hou	L	17-34
9-19-65	Hou	W	10-31
12-18-65	NE	L	14-42
9-25-66	NE	L	21-27
11-13-66	Hou	L	14-38
11-5-67	NE	L	7-18
11-26-67	Hou	W	27-6
10-13-68	NE	W	16-0
12-15-68	Hou	W	45-17
11-2-69	NE	L	0-24
12-14-69	Hou	W	23-27
11-7-71	NE	L	20-28
11-25-73	Hou	L	0-32
9-21-75	NE	W	7-0
11-12-78	NE	W	26-23
12-31-78	NE	W	31-14 (Div)
11-10-80	Hou	W	38-34
10-18-81	NE	L	10-38
11-28-82	NE	L	21-29
10-18-87	Hou	L	7-21
9-25-88	Hou	W	31-6
10-8-89	NE	L	13-23
9-22-91	NE	L	20-24
10-17-93	NE	W	28-14
9-20-98	NE	L	16-27
12-16-02	Tenn	W	24-7
10-5-03	NE	L	30-38
1-10-04	NE	L	14-17 (Div)
12-31-06	Tenn	L	23-40
10-18-09	NE	L	0-59



This week is Titans Code Blue

2011 REGULAR SEASON STATS

OFFENSE	Tenn.	N.E.	NFL/Avg
GAMES (Won-Lost)	9-7	13-3	---
FIRST DOWNS	281	399	311.3
Rushing	71	107	96.7
Passing	185	262	187.2
Penalty	25	30	27.3
YDS GAINED (tot)	5361	6848	5549.3
Avg per Game	335.1	428.0	346.8
RUSHING (net)	1438	1764	1874.1
Avg per Game	89.9	110.3	117.1
Rushes	376	438	436.6
Yards per Rush	3.8	4.0	4.3
PASSING (net)	3923	5084	3675.2
Avg per Game	245.2	317.8	229.7
Passes Att.	584	612	544.1
Completed	353	402	327
Pct Completed	60.4	65.7	60.1
Yards Gained	4113	5257	3916.8
Sacked	24	32	37.1
Yards Lost	190	173	241.6
Had intercepted	14	12	15.8
Yards Opp Ret	167	186	222.8
Opp TDs on Int	3	1	1.5
PUNTS	86	57	77.8
Avg Yards	43.6	46.5	45
PUNT RETURNS	47	38	36.7
Avg Return	10.4	10.3	9.9
Returned for TD	1	1	0.6
KICKOFF RETURNS	32	46	43.0
Avg Return	26.0	21.4	23.8
Returned for TD	1	0	0.3
PENALTIES	104	87	102.8
Yards Penalized	960	815	867.3
FUMBLES BY	17	13	20.3
Fumbles Lost	8	5	9.5
Opp Fumbles	20	21	20.3
Opp Fum Lost	12	11	9.5
POSS. TIME (avg)	27:52	28:47	30:00
TOUCHDOWNS	34	61	39.3
Rushing	8	18	12.5
Passing	22	39	23.3
Returns	4	4	3.6
EXTRA-PT KICKS	34/34	59/59	99%
2-PT CONVERSIONS	0/0	2/2	46%
FIELD GOALS/FGA	29/32	28/33	26/32
POINTS SCORED	325	513	354.9
DEFENSE	Tenn.	N.E.	NFL/Avg
POINTS ALLOWED	317	342	354.9
OPP FIRST DOWNS	324	370	311.3
Rushing	111	101	96.7
Passing	187	245	187.2
Penalty	26	24	27.3
OPP YARDS GAINED	5682	6577	5549.3
Avg per Game	355.1	411.1	346.8
OPP RUSHING (net)	2053	1874	1874.1
Avg per Game	128.3	117.1	117.1
Rushes	461	405	436.6
Yards per Rush	4.5	4.6	4.3
OPP PASSING (net)	3629	4703	3675.2
Avg per Game	226.8	293.9	229.7
Passes Att.	591	619	544.1
Completed	369	386	327
Pct Completed	62.4	62.4	60.1
Sacked	28	40	37.1
Yards Lost	180	274	241.6
INTERCEPTED BY	11	23	15.8
Yards Returned	179	296	222.8
Returned for TD	1	2	1.5
OPP PUNT RETURNS	36	26	36.7
Avg return	6.1	8.5	9.9
OPP KICKOFF RET	30	60	43.0
Avg return	22.7	21.6	23.8
OPP TOUCHDOWNS	34	40	39.3
Rushing	10	13	12.5
Passing	21	26	23.3
Returns	3	1	3.6

2012 SCHEDULES



PRESEASON			
Date	Opponent	W/L	Score
08/11	at Seattle	L	17-27
08/17	at Tampa Bay	W	30-7
08/23	Arizona	W	32-27
08/30	New Orleans	W	10-6

REGULAR SEASON			
Date	Opponent	W/L	Score
09/09	New England		
09/16	at San Diego		
09/23	Detroit		
09/30	at Houston		
10/07	at Minnesota		
10/11	Pittsburgh		
10/21	at Buffalo		
10/28	Indianapolis		
11/04	Chicago		
11/11	at Miami		
11/25	at Jacksonville		
12/02	Houston		
12/09	at Indianapolis		
12/17	N.Y. Jets		
12/23	at Green Bay		
12/30	Jacksonville		



PRESEASON			
Date	Opponent	W/L	Score
08/09	New Orleans	W	7-6
08/20	Philadelphia	L	17-27
08/24	at Tampa Bay	L	28-30
8/29	at N.Y. Giants	L	3-6

REGULAR SEASON			
Date	Opponent	W/L	Score
09/09	at Tennessee		
09/16	Arizona		
09/23	at Baltimore		
09/30	at Buffalo		
10/07	Denver		
10/14	at Seattle		
10/21	N.Y. Jets		
10/28	at St. Louis		
11/11	Buffalo		
11/18	Indianapolis		
11/22	at N.Y. Jets		
12/02	at Miami		
12/10	Houston		
12/16	San Francisco		
12/23	at Jacksonville		
12/30	Miami		

2011 REGULAR SEASON INDIVIDUAL LEADERS

Passing	Att	Cmp	Yds	Pct	Y/Att	TD	Int	Lg	Sack/Lost	Rtg
Titans M. Hasselbeck	518	319	3,571	61.6	6.9	18	14	80t	19/ 153	82.4
Patriots T. Brady	611	401	5,235	65.6	8.6	39	12	99t	32/ 173	105.6

Rushing	No.	Yds	Avg	Long	TD
Titans C. Johnson	262	1,047	4.0	48t	4
Patriots B. Green-Ellis	181	667	3.7	18	11

Receiving	No.	Yds	Avg	Long	TD
Titans N. Washington	74	1,023	13.8	57	7
Patriots W. Welker	122	1,569	12.9	99t	9
R. Gronkowski	90	1,327	14.7	52t	17

Interceptions	No.	Yds	Avg	Long	TD
Titans J. McCourty	2	52	26.0	30	0
M. Griffin	2	0	0.0	0	0
Patriots K. Arrington	7	92	13.1	28	0

Punting	No.	Yds	Avg	Net	TB	In	Lg	B
Titans B. Kern	86	3,747	43.6	39.4	7	31	64	0
Patriots Z. Mesko	57	2,648	46.5	41.5	3	24	65	0

Punt Returns	No.	FC	Yds	Avg	Lg	TD
Titans M. Mariani	46	18	490	10.7	79t	1
Patriots J. Edelman	28	7	296	10.6	72t	1

Kickoff Returns	No.	Yds	Avg	Lg	TD
Titans M. Mariani	32	748	23.4	49	0
Patriots D. Woodhead	20	437	21.9	37	0

Scoring/Kickers	PAT	FG	Pts
Titans R. Bironas	34/34	29/32	121
Patriots S. Gostkowski	59/59	28/33	143

Sacks	Tot
Titans K. Klug	7.0
Patriots M. Anderson, A. Carter	10.0

Tackles	Tot	Solo	Asst
Titans J. Babineaux	117	81	36
Patriots J. Mayo	103	67	36

WHERE THEY RANKED IN 2011

2011 OFFENSIVE STATISTICS AND NFL RANKING

OFFENSIVE STATS	TITANS		PATRIOTS	
	STAT	RANK	STAT	RANK
Yards / Game	335.1	17	428.0	2
Yards / Play	5.5	15	6.3	3
Rushing Yards / Game	89.9	31	110.3	20
Rushing Yards / Play	3.8	29	4.0	24
Passing Yards / Game	245.2	12	317.8	2
Passing Yards / Play	6.7	14	8.3	2
Interception Rate	2.40%	11	1.96%	5
Sacks / Pass Attempt	4.11%	3	5.23%	9
First Downs / Game	17.6	24	24.9	2
Punt Return Avg	10.4	14	10.2	16
Kickoff Return Avg	26	5	21.4	29
Field Goals Made	90.63%	4	84.85%	12
3rd Down Pct.	36.70%	17	45.88%	5
4th Down Pct.	71.43%	1	63.64%	3
Red Zone Pct.	59.46%	5	65.28%	2
Goal to Go%	76.19%	7	75.61%	10
Avg Time of Possession	27:54	31	28:47	26
Points / Game	20.3	21t	32.1	3
Turnover Ratio	+1	13t	+17	3

2011 DEFENSIVE STATISTICS AND NFL RANKING

DEFENSIVE STATS	TITANS		PATRIOTS	
	STAT	RANK	STAT	RANK
Yards / Game	355.1	18t	411.1	31
Yards / Play	5.3	11	6.2	29
Rushing Yards / Game	128.3	24	117.1	17
Rushing Yards / Play	4.5	22	4.6	24
Passing Yards / Game	226.8	14	293.9	31
Passing Yards / Play	6.1	4	7.6	30
Interception Rate	1.86%	26	3.72%	7
Sacks / Pass Attempt	4.74%	31	6.46%	20
First Downs / Game	20.3	20	23.1	32
Punt Return Avg	6.1	4	8.5	13
Kickoff Return Avg	22.7	8	21.6	6
3rd Down Pct.	40.68%	23	43.07%	28
4th Down Pct.	40.00%	10t	42.11%	15t
Red Zone Pct.	47.92%	10	55.74%	21t
Goal to Go%	58.62%	6	61.54%	12
Points / Game	19.8	8	21.4	15
Point Differential / Game	0.5	17	10.7	3
Yard Differential / Game	-20.1	20	16.9	10

TITANS-PATRIOTS CONNECTIONS

SIBLINGS

- Titans cornerback **Jason McCourty** and Patriots cornerback **Devin McCourty** are identical twin brothers from Montvale, N.J., who played together at St. Joseph's High School and later with Rutgers University. They were born on Aug. 13, 1987.

FORMER TITANS

- Patriots senior football advisor **Floyd Reese** served as the general manager of the Titans for 13 seasons (1994-06). Prior to taking the general manager's post, he was an assistant coach with the then-Oilers from 1986-89 and assistant general manager from 1990-93. The Titans won 111 games during Reese's tenure, which set a record by a franchise general manager. There are four players still with the Titans who were acquired while Reese was with the team: **Eugene Amano**, **Michael Roos**, **David Stewart** and **Rob Bironas**.
- Patriots cornerback **Marquice Cole** spent time on the Titans practice squad in 2007 and was with the Titans through the 2008 preseason.
- Patriots linebacker **Mike Rivera** spent the entire 2009 season with the Titans on the practice squad and was with the team through the first week of the 2010 campaign.

FORMER PATRIOTS

- Titans media relations assistant **Jared Puffer** served on New England's public relations staff for four years before joining the Titans in July 2007.
- Titans cornerback **Terrence Wheatley** (injured reserve) played for the Patriots for two seasons (2008-2009).

COLLEGIATE CONNECTIONS

- Patriots linebacker **Jerod Mayo** was a first-round draft pick in 2008 after completing his college career at Tennessee. As a Volunteer, he recorded 236 tackles in 32 games (26 starts).
- Patriots kicker **Stephen Gostkowski** finished his career at the University of Memphis 13th in NCAA Division 1-A history with 369 career points, which also set a school record.

FROM THE AREA

- Patriots head coach **Bill Belichick** was born in Nashville on April 16, 1952, and his father, Steve, coached at Vanderbilt University.
- Titans quarterback **Matt Hasselbeck** graduated from Xaverian Brothers High School in Westwood, Mass., before attending Boston College, where he was a two-year starter and finished his career as the Eagles' fifth all-time leading passer (4,548 yards). His father, **Don Hasselbeck**, was a second-round pick by the Patriots in 1977 and went on to play seven seasons as a tight end with the club. He totaled 99 receptions for 1,444 yards and 15 touchdowns in 86 career games with the Patriots.
- Patriots rookie linebacker **Dont'a Hightower** is from Lewisburg, Tenn., and was named 2007 Class 3A Mr. Football Lineman of the Year and

CHRIS PALMER

- Titans offensive coordinator **Chris Palmer** makes his home in Cape Cod. He coached a total of four seasons with the Patriots, serving as both wide receivers (1993-95) and quarterbacks (1996) coach. He also has served as the head coach for the University of New Haven (1986-87), Boston University (1988-89) and the UFL's Hartford Colonials (2010). A former quarterback at Southern Connecticut State, he coached the defensive line and wide receivers at Connecticut from 1972-74.



The Tennessean's Defensive Most Valuable Player at Marshall County High School.

- Titans assistant head coach/strength and conditioning **Steve Watterson** is a native of Newport, R.I., and attended the University of Rhode Island.

TEAMMATES

- **Notable pro teammates:** Patriots WR **Wes Welker** with Titans DE **Dave Ball** (IR) at San Diego ... Titans LB **Will Witherspoon** and DE **Leger Douzable** (IR) with Patriots TE **Daniel Fells** at St. Louis ... Titans FB **Quinn Johnson** with Patriots TE **Daniel Fells** and FB **Spencer Larsen** (IR) at Denver ... Titans P **Brett Kern** with Patriots CB **Josh Barrett**, WR **Brandon Lloyd** and FB **Spencer Larsen** at Denver ... Titans DE **Kameron Wimbley** with Patriots DE **Trevor Scott** at Oakland ... Titans S **Jordan Babineaux**, QB **Matt Hasselbeck** and G **Steve Hutchinson** with Patriots LB **Tracy White** at Seattle ... Titans LB **Will Witherspoon** with Patriots LB **Tracy White** at Philadelphia ... Titans FB **Quinn Johnson** with Patriots G **Nick McDonald** at Green Bay ... Titans S **Al Afalava**, DE **Keyunta Dawson** and LB **Zac Diles** with Patriots OL **Jamey Richard** (IR) at Indianapolis ... Titans RB **Darius Reynaud** and G **Steve Hutchinson** with Patriots TE **Visanthe Shiancoe** at Minnesota.
- **Notable college teammates:** Titans G **Steve Hutchinson** with Patriots QB **Tom Brady** at Michigan ... Titans G/C **Eugene Amano** (IR) with Patriots OL **Dan Connolly** at Southeast Missouri State ... Titans DE **Dave Ball** (IR), LB **Akeem Ayers** and CB **Alterraun Verner** with Patriots WR **Matthew Slater** at UCLA ... Titans WR **Lavelle Hawkins** and TE **Craig Stevens** with Patriots RB **Shane Vereen** at California ... Titans CB **Terrence Wheatley** (IR) with Patriots T **Nate Solder** at Colorado ... Titans FB **Quinn Johnson** with Patriots RB **Stevan Ridley** at LSU ... Titans LB **Kevin Malast** (IR), CB **Jason McCourty** and WR **Kenny Britt** with Patriots CB **Devin McCourty** at Rutgers.

PATRIOTS HEAD COACH BILL BELICHICK

BILL BELICHICK AT A GLANCE

- **Regular season record:** 175-97
- **Postseason record:** 17-7
- **Overall record:** 192-104
- **vs. Titans:** 8-7 (4-6 with Cle.; 4-1 with N.E.)
- **on the road vs. Titans:** 4-3
- **at home vs. Titans:** 4-4
- **vs. Mike Munchak:** 0-0
- **Year as Patriots head coach:** 13
- **Year as NFL head coach:** 18



Bill Belichick's Assistant Coaching Staff:

Dante Scarnecchia	Assistant Head Coach / Offensive Line
Josh McDaniels	Offensive Coordinator / Quarterbacks
Matt Patricia	Defensive Coordinator
Scott O'Brien	Special Teams
Pepper Johnson	Linebackers
Josh Boyer	Cornerbacks
Ivan Fears	Running Backs
Patrick Graham	Defensive Line
Brian Flores	Safeties
Chad O'Shea	Wide Receivers
George Godsey	Tight Ends
Harold Nash	Strength and Conditioning
Moses Cabrera	Assistant Strength and Conditioning
Steve Belichick	Coaching Assistant
Joe Judge	Special Teams Assistant

Bill Belichick enters his 13th season as head coach of the Patriots and 38th season as an NFL coach. Belichick is the only head coach in NFL history to win three Super Bowl championships in a four-year span. He currently ranks ninth all time with 192 total victories as a head coach. Through 12 seasons, Belichick has delivered three Super Bowl championships, five conference titles, nine division crowns and 16 playoff victories, while posting an overall record of 155-59. Belichick directed the Patriots to victories in Super Bowls XXXVI (2001), XXXVIII (2003) and XXXIX (2004), and in 2007 he became the only NFL head coach to guide his team to a 16-0 regular season.

In 2011, Belichick guided the Patriots to a 13-3 record, his fifth AFC Conference Championship and the team's ninth division title in 12 years. The 2011 AFC Championship was Bill Belichick's fifth conference championship as a head coach. Under Belichick's guidance, the Patriots finished the 2011 season with 6,848 total net yards, setting a new franchise record for most total net yards in a season. That total is fourth all-time in NFL history.

In 2010, Belichick led a very young squad to an NFL-best 14-2 record, a division title, its eighth playoff appearance in his 11 seasons as New England's head coach and received several major awards in the process. In 2009, the Patriots finished the season with a 10-6 record, claiming the AFC East division for the seventh time in nine years. The Patriots won more than half of their games in 2009 for the ninth straight year and were the first team to do so in nine straight seasons since free agency began in 1993.

In 2008, Belichick led the Patriots to an 11-5 record – the team's sixth straight season with 10 or more wins and its eighth consecutive year with a winning record. In 2007, Coach Belichick earned Associated Press NFL Coach of the Year honors as the Patriots became the fourth team in the league's 90-year history to complete an undefeated regular season.

In 2006, Belichick directed the Patriots to a berth in the AFC Championship game for the third time in four years and for the fourth time in six seasons. In 2005, New England won 11 games despite being forced to use 45 different starters, an NFL record for a division champion. New England capped off the 2004 season with another memorable playoff run, culminating in a 24-21 victory over the Philadelphia Eagles in Super Bowl XXXIX.

In 2001, his second season in charge, the Patriots rebounded from a 5-11 record in 2000 to improve to 11-5, tying what was then the franchise regular-season record for wins. With a 20-17 victory over the Rams in Super Bowl XXXVI, the Patriots tied the franchise's then-record of 14 overall wins. In 2003 and 2004, the Patriots eclipsed those marks in each season, posting identical 14-2 records in the regular season and notching 17 total wins and a Super Bowl title in each year.

Belichick launched his coaching career in 1975 with the Baltimore Colts and continued as an assistant coach with Detroit (1976-77), Denver (1978) and the New York Giants (1979-1990).

SELECT TITANS' CAREER STATS VS. THE PATRIOTS: OFFENSE

QUARTERBACKS

Matt Hasselbeck

Date	Opp	Res	Att	Cmp	Pct	Yds	Yd/A	TD	Int	Lg	Sk	Lst	Rate
10/17/2004	@NE	L	50	27	54.0	349	6.98	0	2	37	3	8	59.5
Totals	1/1	0-1	50	27	54.0	349	6.98	0	2	37	3	8	59.5

Jake Locker

Date	Opp	Res	Att	Cmp	Pct	Yds	Yd/A	TD	Int	Lg	Sk	Lst	Rate
None													

Rusty Smith

Date	Opp	Res	Att	Cmp	Pct	Yds	Yd/A	TD	Int	Lg	Sk	Lst	Rate
None													

* Played but did not start

RUNNING BACKS/FULLBACKS

Jamie Harper

				Rushing				Receiving					
Date	Opp	Res	Att	Yds	Avg	Lg	TD	No	Yds	Avg	Lg	TD	
None													

Chris Johnson

				Rushing				Receiving					
Date	Opp	Res	Att	Yds	Avg	Lg	TD	No	Yds	Avg	Lg	TD	
10/18/2009	@NE	L	17	128	7.5	48	0	0	0	-	-	0	
Totals	1/1	0-1	17	128	7.5	48	0	0	0	-	-	0	

SELECT TITANS' CAREER STATS VS. THE PATRIOTS: OFFENSE

Quinn Johnson (FB)

Date	Opp	Res	Att	Rushing				No	Receiving			
				Yds	Avg	Lg	TD		Yds	Avg	Lg	TD
12/19/2010*	@NE	L	0	0	-	-	0	2	15	7.5	11	0
Totals	1/0	0-1	0	0	-	-	0	2	15	7.5	11	0

Javon Ringer

Date	Opp	Res	Att	Rushing				No	Receiving			
				Yds	Avg	Lg	TD		Yds	Avg	Lg	TD
10/18/2009*	@NE	L	7	47	6.7	32	0	0	0	-	-	0
Totals	1/0	0-1	7	47	6.7	32	0	0	0	-	-	0

* Played but did not start

WIDE RECEIVERS

Kenny Britt

Date	Opp	Res	No	Yds	Avg	Lg	TD
10/18/2009*	@NE	L	0	0	-	-	0
Totals	1/0	0-1	0	0	-	-	0

Lavelle Hawkins

Date	Opp	Res	No	Yds	Avg	Lg	TD
None							

Nate Washington

Date	Opp	Res	No	Yds	Avg	Lg	TD
12/09/2007*	@NE	L	2	29	14.5	21	0
11/30/2008*	@NE	W	3	41	13.7	16	0
10/18/2009	@NE	L	1	-22	-22.0	-22	0
Totals	3/1	1-2	6	48	8.0	21	0

Damian Williams

Date	Opp	Res	No	Yds	Avg	Lg	TD
None							

Kendall Wright

Date	Opp	Res	No	Yds	Avg	Lg	TD
None							

TIGHT ENDS

Jared Cook

Date	Opp	Res	No	Yds	Avg	Lg	TD
10/18/2009*	@NE	L	0	0	-	-	0
Totals	1/0	0-1	0	0	-	-	0

Craig Stevens

Date	Opp	Res	No	Yds	Avg	Lg	TD
None							

* Played but did not start

SELECT TITANS' CAREER STATS VS. THE PATRIOTS: SPECIALISTS

KICKERS

Rob Bironas

Date	Opp	Res	FGM	FGA	Pct	XPM	XPA	1-19	20-29	30-39	40-49	50+	Lg	KO	TB
12/31/2006*	NE	L	3	4	75.0	2	2	0-0	3-4	0-0	0-0	0-0	27	6	1
10/18/2009*	@NE	L	0	0	-	0	0	0-0	0-0	0-0	0-0	0-0	-	1	0
Totals	2/2	0-2	3	4	75.0	2	2	0-0	3-4	0-0	0-0	0-0	27	7	1

PUNTERS

Brett Kern

Date	Opp	Res	Num	Yds	Avg	TB	In20	Net
10/20/2008*	@NE	L	5	243	48.6	1	1	32.0
10/11/2009*	NE	W	5	231	46.2	1	2	37.8
Totals	2/2	1-1	10	474	47.4	2	3	34.9

RETURNERS

Darius Reynaud

Date	Opp	Res	PR	FC	Yds	Avg	Lg	TD	KR	Yds	Avg	Lg	TD
None													

* Played but did not start

SELECT TITANS' CAREER STATS VS. THE PATRIOTS: DEFENSE

Akeem Ayers (LB)

Date	Opp	Res	Tackles	Sk	Int	FF	FR
None							

Jordan Babineaux (S)

Date	Opp	Res	Tackles	Sk	Int	FF	FR
12/07/2008*	NE	L	2	0.0	0	0	0
Totals	1/0	0-1	2	0.0	0	0	0

Patrick Bailey (LB)

Date	Opp	Res	Tackles	Sk	Int	FF	FR
11/30/2008*	@NE	W	0	0.0	0	0	0
Totals	1/0	1-0	0	0.0	0	0	0

Zach Brown (LB)

Date	Opp	Res	Tackles	Sk	Int	FF	FR
None							

Tommie Campbell (CB)

Date	Opp	Res	Tackles	Sk	Int	FF	FR
None							
Totals	0/0	0-0	0	0.0	0	0	0

Jurrell Casey (DT)

Date	Opp	Res	Tackles	Sk	Int	FF	FR
None							

Keyunta Dawson (DE)

Date	Opp	Res	Tackles	Sk	Int	FF	FR
11/04/2007*	NE	L	1	0.0	0	0	0
11/02/2008	NE	W	3	0.0	0	0	0
11/15/2009*	NE	W	3	0.0	0	0	0
11/21/2010*	@NE	L	1	0.0	0	0	0
Totals	4/1	2-2	8	0.0	0	0	0

Zac Diles (LB)

Date	Opp	Res	Tackles	Sk	Int	FF	FR
01/03/2010*	NE	W	6	0.0	0	1	0
Totals	1/0	1-0	6	0.0	0	1	0

Michael Griffin (S)

Date	Opp	Res	Tackles	Sk	Int	FF	FR
10/18/2009	@NE	L	4	0.0	0	0	0
Totals	1/1	0-1	4	0.0	0	0	0

Robert Johnson (S)

Date	Opp	Res	Tackles	Sk	Int	FF	FR
None							

Karl Klug (DT)

Date	Opp	Res	Tackles	Sk	Int	FF	FR
None							

Sen'Derrick Marks (DT)

Date	Opp	Res	Tackles	Sk	Int	FF	FR
None							

Colin McCarthy (LB)

Date	Opp	Res	Tackles	Sk	Int	FF	FR
None							

Jason McCourty (CB)

Date	Opp	Res	Tackles	Sk	Int	FF	FR
10/18/2009	@NE	L	7	0.0	0	0	0
Totals	1/1	0-1	7	0.0	0	0	0

Derrick Morgan (DE)

Date	Opp	Res	Tackles	Sk	Int	FF	FR
None							

Ryan Mouton (CB)

Date	Opp	Res	Tackles	Sk	Int	FF	FR
10/18/2009	@NE	L	8	0.0	0	0	0
Totals	1/1	0-1	8	0.0	0	0	0

Tim Shaw (LB)

Date	Opp	Res	Tackles	Sk	Int	FF	FR
None							

Alterraun Verner (CB)

Date	Opp	Res	Tackles	Sk	Int	FF	FR
None							

Kameron Wimbley (DE)

Date	Opp	Res	Tackles	Sk	Int	FF	FR
10/07/2007	@NE	L	5	0.0	0	0	0
10/02/2011	NE	L	3	0.0	0	0	0
Totals	2/2	0-2	8	0.0	0	0	0

Will Witherspoon (LB)

Date	Opp	Res	Tackles	Sk	Int	FF	FR
2/1/2004 (SB)	@NE	L	16	0.0	0	0	0
09/18/2005	NE	W	6	0.0	1	0	0
10/26/2008	@NE	L	7	0.0	0	0	0
Totals	3/3	1-2	29	0.0	1	0	0

* Played but did not start

THIS WEEK'S NFL SCHEDULE

Wednesday, Sept. 5

Dallas at NY Giants (NBC)

Sunday, Sept. 9

Indianapolis at Chicago

Philadelphia at Cleveland

New England at Tennessee

Atlanta at Kansas City

Jacksonville at Minnesota

Washington at New Orleans

Buffalo at NY Jets

St. Louis at Detroit

Miami at Houston

San Francisco at Green Bay

Seattle at Arizona

Carolina at Tampa Bay

Pittsburgh at Denver (NBC)

Monday, Sept. 10

Cincinnati at Baltimore (ESPN)

San Diego at Oakland (ESPN)

PROBABLE TITANS LINEUP

OFFENSIVE STARTERS

- WR 85-Nate Washington (6-1, 177, 8th Year, Tiffin)** - An unrestricted free agent signed from Pittsburgh in 2009, he ranked first on the team in receptions, receiving yards and receiving touchdowns through his first three seasons with the Titans. In 2011, he set career highs in each of the three categories.
2011 Receiving Stats: 74 Rec, 1,023 Yds, 7 TDs
- TE 88-Craig Stevens (6-3, 268, 5th Year, California)** - The 2008 third-round pick served as a reserve for two seasons before stepping into the starting lineup on a regular basis in 2010.
2011 Receiving Stats: 9 Rec, 166 Yds, 1 TD
- LT 71-Michael Roos (6-7, 320, 8th Year, Eastern Washington)** - The former second-round pick, who was a Pro Bowler in 2008, has started every game in his career, including every game at left tackle since 2006.
- LG 73-Steve Hutchinson (6-5, 313, 12th Year, Michigan)** - The seven-time Pro Bowl selection signed in 2012 as a free agent. He previously spent five seasons in Seattle and six in Minnesota.
- C 61-Fernando Velasco (6-4, 312, 3rd Year, Georgia)** - The former undrafted free agent spent most of 2008-09 on the practice squad and has been a reserve at all three interior line positions since then.
- RG 64-Leroy Harris (6-3, 303, 6th Year, N.C. State)** - Harris completed his second year as a full-time starter at left guard in 2011. He moves over to right guard in 2012.
- RT 76-David Stewart (6-7, 315, 8th Year, Mississippi St.)** - "Big Country" moved into the lineup at right tackle during the 2006 season and has only missed two starts since then.
- TE 89-Jared Cook (6-5, 248, 4th Year, South Carolina)** - The 2009 third-round pick broke through in 2011, finishing second in team history in receiving yards by a tight end (759).
2011 Receiving Stats: 49 Rec, 759 Yds, 3 TD
- WR 17-Damian Williams (6-1, 199, 3rd Year, USC)** - The former third-round pick caught 16 passes as a rookie in 2010. He stepped into a starting role in 2011 after Kenny Britt went down with an ACL injury.
2011 Receiving Stats: 45 Rec, 592 Yds, 5 TDs
- QB 10-Jake Locker (6-3, 234, 2nd Year, Washington)** - The eighth overall draft pick in 2011 appeared in five games as a rookie, backing up Matt Hasselbeck for the duration of his first season.
2011 Passing: 66 Att, 34 Cmp, 542 Yds, 4 TD, 0 Int, 99.4 Rtg
- RB 28-Chris Johnson (5-11, 191, 5th Year, East Carolina)** - The 2008 first-round draft choice and three-time Pro Bowler reached the 1,000-yard rushing mark for the fourth consecutive season in 2011. He ranked 10th in NFL history in rushing yards through a player's first four seasons and ranked fourth in scrimmage yards through four seasons.
2011 Rushing Stats: 262 Att, 1,047 Yds, 4.0 avg, 4 TD
2010 Receiving Stats: 57 Rec, 418 Yds, 0 TD

KEY OFFENSIVE RESERVES

- QB 8-Matt Hasselbeck (6-4, 225, 14th Year, Boston College)** - Hasselbeck was signed as an unrestricted free agent in 2011 and passed for 3,571 yards, fourth in team history. He was named to three Pro Bowls during his first 12 seasons with Green Bay (1999-00) and Seattle (2001-10).
2011 Passing: 518 Att, 319 Cmp, 3,571 Yds, 18 TD, 14 Int, 82.4 Rtg
- WR 87-Lavelle Hawkins (5-11, 194, 5th Year, California)** - A fourth-round pick in 2008, Hawkins totaled 19 receptions through his first three seasons. Then, in 2011, he finished fourth on the team with 47 catches.
2011 Receiving Stats: 47 Rec, 470 Yds, 1 TD
- FB 45-Quinn Johnson (6-1, 263, 4th Year, LSU)** - Johnson was acquired via trade with the Packers in 2011, later waived and then re-signed. The former fifth-round choice won a Super Bowl ring with the Packers.
2011 Stats: 3 Rec for 30 Yds; 0 Rush for 0 Yds
- WR 13-Kendall Wright (5-10, 196, Rookie, Baylor)** - The team's first-round pick set most of his school's single-season and career receiving records, including a total of 302 receptions for 4,004 yards and 30 touchdowns.
- RB 21-Javon Ringer (5-9, 207, 4th Year, Michigan St.)** - The 2009 fifth-round pick has served as Chris Johnson's back-up for three seasons.
2011 Stats: 59 Rushes for 185 Yds, 1 TD; 28 Rec for 187 Yds, 0 TD

SPECIALISTS

- K 2-Rob Bironas (6-0, 210, 8th Year, Ga. Southern/Auburn)** - The team's second all-time leading scorer begins the 2012 campaign as the third-most accurate kicker in NFL history and the best from 40-plus yards.
2011 Kicking Stats: 29/32 FGs, 34/34 PATs, 121 Pts

- P 6-Brett Kern (6-2, 217, 5th Year, Toledo)** - Kern was claimed off waivers from the Broncos during the 2009 season. In 2011, he set a new club record with a net average of 39.4 yards.
2011 Punting Stats: 86 Punts, 43.6 Avg, 7 TB, 31 In20, 39.4 Net
- Ret 39-Darius Reynaud (5-9, 201, 4th Year, West Virginia)** - The 2012 free agent pickup has three previous years of experience as a running back, receiver and returner with the Vikings and Giants. He was out of football in 2011.

DEFENSIVE STARTERS

- DE 90-Derrick Morgan (6-3, 278, 3rd Year, Georgia Tech)** - After the first-round pick's rookie season was cut short by an ACL tear, he returned in 2011 to lead the team with 20 quarterback pressures.
2011 Stats: 47 Tackles, 2.5 Sacks, 20 QBP, 3 TFL, 2 PD
- DT 94-Sen'Derrick Marks (6-2, 294, 4th Year, Auburn)** - The former second-round pick played in all 16 games for the first time in 2011 and set a career high with seven quarterback pressures.
2011 Stats: 44 Tackles, 0.5 Sacks, 7 QBP, 3 TFL, 1 PD, 1 FF
- DT 99-Jurrell Casey (6-1, 300, 2nd Year, USC)** - The third-round draft pick in 2011 started 15 games and led the team's defensive linemen in tackles as a rookie.
2011 Stats: 74 Tackles, 2.5 Sacks, 9 QBP, 5 TFL, 1 PD, 1 FF, 1 FR
- DE 95-Kameron Wimbley (6-4, 255, 7th Year, Florida St.)** - The former first-round pick is in his first season with the Titans after totaling 42.5 sacks in six seasons with the Browns (2006-09) and Raiders (2010-11).
2011 Stats: 63 Tackles, 7.0 Sacks, 8 TFL, 1 INT, 3 PD
- SLB 56-Akeem Ayers (6-3, 254, 2nd, UCLA)** - The 2011 second-round pick started all 16 games as a rookie and finished fifth on the squad (first among linebackers) with 88 tackles.
2011 Stats: 88 Tackles, 2 Sacks, 7 QBP, 2 PD, 1 FF, 1 FR
- MLB 52-Colin McCarthy (6-1, 238, 2nd Year, Miami)** - The fourth-round draft pick entered the starting lineup midway through his rookie campaign and led the squad with eight tackles for loss.
2011 Stats: 76 Tackles, 8 TFL, 1 QBP, 1 INT, 3 PD, 2 FF, 2 FR
- WLB 92-Will Witherspoon (6-1, 240, 11th Year, Georgia)** - Signed as a free agent in 2010 after previous playing time with Carolina, St. Louis and Philadelphia. He has not missed a game since 2005.
2011 Stats: 62 Tackles, 2 Sacks, 3 TFL, 1 QBP, 1 INT, 3 PD, 1 FF, 2 FR
- CB 30-Jason McCourty (6-0, 188, 4th Year, Rutgers)** - The 2009 sixth-round pick ranked second on the team in tackles in 2011, led the squad in passes defended and tied for the lead with two interceptions.
2011 Stats: 107 Tackles, 1 Sack, 2 INT, 13 PD, 1 FF, 1 FR
- SS 26-Jordan Babineaux (6-0, 210, 9th Year, Southern Arkansas)** - Signed in 2011 as an unrestricted free agent after seven seasons in Seattle, he led the Titans in tackles in his first season with the team.
2011 Stats: 117 Tackles, 2 TFL, 1 QBP, 1 INT, 7 PD, 1 FF, 1 FR
- FS 33-Michael Griffin (6-0, 203, 6th Year, Texas)** - Through his first five seasons, the first-round pick and two-time Pro Bowler never missed a game. In 2011, he ranked third on the team in tackles and added a pair of interceptions.
2011 Stats: 96 Tackles, 1 QBP, 2 TFL, 2 INT, 6 PD, 1 FF
- CB 20-Alterraun Verner (5-10, 187, 3rd Year, UCLA)** - The fourth-round pick was the nickel defensive back for most of 2011 after starting a dozen games as a rookie.
2011 Stats: 50 Tackles, 2 TFL, 1 INT, 6 PD

KEY DEFENSIVE RESERVES

- LB 55-Zach Brown (6-1, 242, Rookie, North Carolina)** - The second-round pick totaled 230 tackles, 5.5 sacks and seven interceptions in 47 college games.
- CB 37-Tommie Campbell (6-3, 205, 2nd Year, California Pa.)** - The seventh-round pick in 2011 contributed heavily on special teams as a rookie.
2011 Stats: 8 SpT, 1 TD
- DE 79-Panell Egbah (6-6, 287, 1st Year, Stanford)** - Egbah spent the entire 2011 season on the Titans' practice squad and also has been with San Francisco, Houston and Philadelphia since entering the NFL in 2009.
- S 32-Robert Johnson (6-2, 206, 2nd Year, Utah)** - The former fifth-round pick played in three games as a reserve in his first two seasons.
2011 Stats: 0 Tackles, 0 INT
- DT 97-Karl Klug (6-3, 275, 2nd Year, Iowa)** - In 2011, the fifth-round draft pick led the team, tied for sixth among all NFL rookies and tied for fourth among all NFL defensive tackles with seven sacks.
2011 Stats: 32 Tackles, 7 Sacks, 10 QBP, 2 TFL, 4 PD, 2 FF

OPENING DAY RESULTS

Titans/Oilers opening day results since 1978:

Date	Opponent	Result
9/3/78	at Atlanta	L, 14-20
9/2/79	at Washington	W, 29-27
9/7/80	at Pittsburgh	L, 17-31
9/6/81	at L.A. Rams	W, 27-20
9/12/82	at Cincinnati	L, 6-27
9/4/83	Green Bay (OT)	L, 38-41
9/2/84	L.A. Raiders	L, 14-24
9/8/85	Miami	W, 26-23
9/7/86	at Green Bay	W, 31-3
9/13/87	L.A. Rams	W, 20-16
9/4/88	at Indianapolis (OT)	W, 17-14
9/10/89	at Minnesota	L, 7-38
9/9/90	at Atlanta	L, 27-47
9/1/91	L.A. Raiders	W, 47-17
9/6/92	Pittsburgh	L, 24-29
9/5/93 (Sun. night)	at New Orleans	L, 21-33
9/4/94	at Indianapolis	L, 21-45
9/3/95	at Jacksonville	W, 10-3
9/1/96	Kansas City	L, 19-20
8/31/97	Oakland	W, 24-21
9/6/98	at Cincinnati	W, 23-14

"Titans Era" Below (1999-Present)

9/12/99	Cincinnati	W, 36-35
9/3/00 (Sun. night)	at Buffalo	L, 13-16
9/9/01 (Sun. night)	Miami	L, 23-31
9/8/02	Philadelphia	W, 27-24
9/7/03 (Sun. night)	Oakland	W, 25-20
9/11/04 (Sat.)	at Miami	W, 17-7
9/11/05	at Pittsburgh	L, 7-34
9/10/06	N.Y. Jets	L, 16-23
9/9/07	at Jacksonville	W, 13-10
9/7/08	Jacksonville	W, 17-10
9/10/09 (Thu. night)	at Pittsburgh (OT)	L, 10-13
9/12/10	Oakland	W, 38-13
9/11/11	at Jacksonville	L, 14-16

OPENING RECORDS IN NFL

Team	W	L	T	Pct.	Current Streak
Dallas	34	17	1	0.663	L-2
Jacksonville	11	6	0	0.647	W-2
Denver	32	19	1	0.625	L-2
Chicago	52	35	5	0.592	W-2
N.Y. Giants	49	33	5	0.592	L-1
Green Bay	52	36	3	0.588	W-5
San Diego	30	22	0	0.577	W-1
Minnesota	28	22	1	0.559	L-2
Pittsburgh	40	33	4	0.545	L-1
New England	28	24	0	0.538	W-8
Detroit	43	37	2	0.537	W-1
Miami	24	21	1	0.533	L-1
San Francisco	32	29	1	0.524	W-1
Atlanta	24	22	0	0.522	L-2
Kansas City	27	25	0	0.519	L-1
Tennessee	27	25	0	0.519	L-1
St. Louis	38	36	0	0.514	L-5
Washington	39	37	4	0.513	W-2
Indianapolis	34	33	1	0.507	L-2
Baltimore	8	8	0	0.500	W-4
Houston	5	5	0	0.500	W-2
Oakland	25	27	0	0.481	W-1
Cleveland	27	32	0	0.458	L-7
Cincinnati	20	24	0	0.455	W-1
N.Y. Jets	23	29	0	0.442	W-1
Arizona	37	52	2	0.418	W-2
Philadelphia	32	45	1	0.417	W-1
Buffalo	21	31	0	0.404	W-1
Tampa Bay	14	22	0	0.389	L-1
Seattle	13	23	0	0.361	L-1
New Orleans	16	29	0	0.356	L-1
Carolina	6	11	0	0.353	L-3

2012 KICKOFF WEEKEND

Since 1978 when the NFL went to the 16-game schedule, and excluding the abbreviated season of 1982, teams that are victorious on Kickoff Weekend are more than twice as likely to reach the playoffs than losers of an opening game. Of the



490 teams which won openers, 258 (52.7%) went to the playoffs (152 won division titles). Of the 490 teams which lost openers, 111 (22.7%) went to the playoffs (66 won division titles).

The trend held true in 2011, when seven of the 12 playoff teams – Baltimore, Cincinnati, Detroit, Green Bay, Houston, New England and San Francisco – were victorious on Kickoff Weekend.

Since 1978, the Titans have won their opener 17 times. In those seasons, they have made the playoffs nine times (52.9%) and missed the playoffs eight times (47.1%). The Titans have lost their opener 16 times since 1978, and in those seasons, they have made the playoffs seven times (46.7%) and missed the playoffs nine times (56.3%).

In 2011, the Titans lost to the Jaguars at Jacksonville in the opener by a final score of 16-14. They went on to narrowly miss the playoffs with a 9-7 record.

Titans all-time on Kickoff Weekend:

				Longest Streaks ...		
W	L	T	Pct.	Win	Loss	Current
27	25	0	.519	4	3	L-1

KICKOFF WEEKEND AT LP FIELD

The Titans will open their regular season schedule at LP Field for the eighth time since the stadium opened in 1999. The Titans are 5-2 in the seven previous occasions, and overall, including road contests, they are 7-6 in Week 1 contests since 1999, which also marked the first season in the "Titans era."

Titans at LP Field on Kickoff Weekend (1999-present):

Date	Location	Opponent	Result
9/12/99	LP Field	Cincinnati	W, 36-35
9/9/01 (Sun. night)	LP Field	Miami	L, 23-31
9/8/02	LP Field	Philadelphia	W, 27-24
9/7/03 (Sun. night)	LP Field	Oakland	W, 25-20
9/10/06	LP Field	N.Y. Jets	L, 16-23
9/7/08	LP Field	Jacksonville	W, 17-10
9/12/10	LP Field	Oakland	W, 38-13



LAST WEEK vs. NEW ORLEANS SAINTS

New Orleans Saints 6 at TENNESSEE TITANS 10

Thursday, Aug. 30, 2012

LP Field, Nashville, Tenn.

	1	2	3	4	Final
New Orleans Saints	3	3	0	0	6
Tennessee Titans	3	0	7	0	10

CLICK FOR: [VIDEO](#) | [PLAY-BY-PLAY](#) | [QUOTES](#)

The Titans concluded their 2012 preseason schedule with a 10-6 victory over the New Orleans Saints at LP Field.

On a night when both teams chose to rest several players—the Saints had 26 players out of action—the Titans limited the Saints to a pair of first-half field goals. Although the Saints gained 362 total yards, they were only 2-of-14 on third downs, and more importantly, the Titans forced four turnovers.

Saints quarterback **Sean Canfield**, listed third on the team's depth chart, played the entire contest and was 31-of-45 passing for 288 yards. But he was sacked three times and was victimized twice on interceptions.

Meanwhile, Titans starter **Jake Locker** played most of the first half and had nine completions for 81 yards on 16 attempts.

Locker was surrounded by most of the regulars from the offensive lineup during his time in the game, but on the defensive side, there were seven regular starters out of action for the Titans.

The Titans wasted little time in taking advantage of the Saints' first miscue. On the game's third play from scrimmage, Titans cornerback **Alterraun Verner** knocked the ball out of the hands of running back **Travaris Cadet** and also recovered the fumble. After Locker and the Tennessee offense were stopped inside the 10-yard line, they settled for a 24-yard field goal by **Rob Bironas**.

The Saints then scored twice on field goals to take the lead. They initially tied the score with 30 seconds remaining in the first quarter after a 60-yard drive yielded a 38-yard field goal by **Garrett Hartley**. Then, midway through the second quarter, they went up 6-3 on a 21-yard field goal to conclude a 10-play, 78-yard drive.

The Titans appeared ready to at least tie the score on the ensuing



Jamie Harper stretched over the goal line for the game-winning touchdown against the Saints.

drive only to come up empty. **Jake Locker** completed passes of 16 yards to **Kendall Wright** and 18 yards to **Jared Cook**. Then, from the New Orleans 13, Locker scrambled toward the end zone. He made it to the seven-yard line before being stripped of the ball by safety **Isa Abdul-Quddus**, and cornerback **Elbert Mack** scooped it up for the Saints.

In the third quarter, Titans linebacker **Tim Shaw** intercepted a pass to once again set the Titans up in New Orleans territory. Reserve running back **Jamie Harper** motored 17 yards on a carry, and three plays later, he stretched the ball across the goal line on a one-yard touchdown run. The scoring play was reviewed and upheld.

In the fourth quarter, two consecutive possessions by New Orleans ended on Tennessee's half of the field following turnovers. Cornerback **Tommie Campbell** first intercepted a Canfield pass on fourth down, and on the next drive, rookie defensive tackle **DaJohn Harris** forced and recovered a fumble on a sack.

The Saints mounted one final two-minute attack, but time expired with the Saints on the Tennessee 30-yard line.

NOTES FROM LAST WEEK'S GAME

DEFENSIVE IMPACT IN PRESEASON: While the Titans ranked 11th in the NFL during the preseason with 293.5 yards allowed per game, they ranked even higher in other categories. They were first in the league with eight interceptions, tied for second with five fumble recoveries, and tied for fifth with 13 sacks.

PASS PROTECTION HOLDS UP: During the 2011 regular season, the Titans tied for second in the NFL in pass protection by allowing only 24 sacks. The trend continued during the 2012 preseason, when they tied for first in the league with only three allowed sacks.

TITANS TOTAL FOUR TAKEAWAYS: With two interceptions and two fumble recoveries against the Saints, the Titans finished the preseason at plus-seven in turnover differential. The Titans turned the ball over once on a **Jake Locker** fumble versus New Orleans. The previous week against the Cardinals, the Titans totaled five takeaways.

LOCKER IN THE PRESEASON: **Jake Locker** played well into the second quarter against the Saints. He completed nine of 16 passes for 81 yards (70.1 rating). In four preseason games, Locker was 31-of-60 for 316 yards, two touchdowns, one interception and a passer rating of 71.3.

DAWSON TAKES SACK LEAD: Defensive end **Keyunta Dawson** notched two sacks against the Saints to finish the preseason with a team-high three sacks. The total tied for ninth in the NFL during the preseason. Dawson, who received his first preseason start, notched a four-yard sack of Saints quarterback **Sean Canfield** in the first quarter. Late in the fourth quarter, he dropped Canfield for an 11-yard loss. Dawson, a five-year veteran who was signed as a free agent in the offseason, recorded a sack earlier in the preseason at Tampa Bay.

SHAW'S INTERCEPTION PROVIDES SPARK: In the second half, reserve middle linebacker **Tim Shaw** intercepted a **Sean Canfield** pass and returned the ball 12 yards. Seven plays later, the Titans took the lead on a **Jamie Harper** touchdown run. For the game, Shaw led the Titans with 14 tackles, the most by a Titans player during the preseason.

BROWN TAKES PRESEASON TACKLE LEAD: Rookie linebacker **Zach Brown** was credited with nine tackles against the Saints. In four preseason games, the second-round pick out of North Carolina led the Titans with a total of 24 tackles. The total ranked second in the NFL during the preseason, trailing only Dallas' **Alex Albright** (27).

HARPER'S TD: For the second consecutive week, running back **Jamie Harper** scored a touchdown. In the third quarter, he rumbled into the end zone on a one-yard carry. In the previous game against the Cardinals, he provided the game-winning score on a 16-yard touchdown run.

CAMPBELL'S PICK: The Saints faced a fourth-and-three at the Tennessee 42 at the 10-minute mark of the fourth quarter. **Sean Canfield** attempted a pass to **Courtney Roby**, but cornerback **Tommie Campbell** was there to make his first interception of the preseason. The takeaway marked eight interceptions for the Titans during the preseason.

SACK, FORCED FUMBLE AND RECOVERY: In the fourth quarter, rookie defensive tackle **DaJohn Harris** recorded one of the key plays of the game. On a third-and-six from the Tennessee 43-yard line, he not only sacked **Sean Canfield** but also forced and recovered a fumble.

ROOKIE WRIGHT LEADS IN PRESEASON: With one catch for 16 yards against New Orleans, rookie wide receiver **Kendall Wright** finished the preseason leading the team with nine receptions and 116 total receiving yards.

REYNAUD'S PRESEASON WRAP: Running back/returner **Darius Reynaud** was the team's preseason leader in rushing yards (146), rushing average (6.1), punt return yards (152), punt return average (25.3—also a league high) and kickoff return average (33.3). His combined total of 456 yards during the preseason ranked fourth in the NFL.

MCCARTHY LEADS NFL: Titans middle linebacker **Colin McCarthy** led the NFL during the preseason with three interceptions.

TITANS 2012 STORYLINES

➤ WILL MUNCHAK KEEP THE MOMENTUM GOING?

Mike Munchak is in his second season as the team's head coach. Munchak, the 16th head coach in franchise history, enters his 31st season with the organization. He enjoyed a 12-year playing career (1982-93), three seasons as an offensive assistant/quality control coach (1994-96) and 14 seasons as the club's offensive line coach (1997-2010) prior to accepting a promotion to head coach in February 2011.

➤ FOUR NEW COACHES ADDED TO STAFF

Munchak's assistant coaching staff includes 13 members who were with the club in 2011. There are five new assistant coaches: **Brett Maxie** (secondary), **Steve Brown** (assistant secondary), **Jonathan Gannon** (defensive quality control), **Nate Kaczor** (assistant offensive line) and **Keith Millard** (defensive assistant/pass rush specialist).

➤ WEBSTER'S FIRST YEAR AS GENERAL MANAGER

Ruston Webster is in his first season as general manager. He was named to the post on Jan. 18, the same day former G.M. **Mike Reinfeldt** was promoted to chief operating officer. Prior to his arrival in Tennessee in 2010 as vice president of player personnel, Webster gained 22 years of personnel experience split between the Seattle Seahawks and the Tampa Bay Buccaneers.

➤ LOCKER WINS THE STARTING QUARTERBACK JOB

On Aug. 20, head coach **Mike Munchak** named **Jake Locker** the team's starting quarterback. Locker inherits the job from veteran **Matt Hasselbeck**, who is entering his 14th NFL season. He joined the Titans as an unrestricted free agent in 2011 and proceeded to start all 16 games while posting for the fourth-highest passing total (3,571 yards) in franchise history. Locker was the eighth overall draft pick in 2011 and was impressive in limited action as a rookie, passing for 542 yards and four touchdowns without an interception. The former Washington Husky added a rushing touchdown.

➤ CAN WRIGHT AND OTHER ROOKIES CONTRIBUTE IMMEDIATELY?

Wide receiver **Kendall Wright** headlines a seven-member Titans draft class in 2012. During his college career at Baylor, Wright set school records with 302 career receptions, 4,004 receiving yards and 30 touchdown catches. This year's draft class also includes former North Carolina linebacker **Zach Brown** (second round), Michigan defensive tackle **Mike Martin** (third round), Clemson cornerback **Coty Sensabaugh** (fourth round), Southern Methodist tight end **Taylor Thompson** (fifth round), Oklahoma State safety **Markelle Martin** (sixth round) and Rice defensive end **Scott Solomon** (seventh round).

➤ HUTCHINSON AND WIMBLEY LOOKING TO ADD LEADERSHIP

Two marquee free agent acquisitions, guard **Steve Hutchinson** and defensive end **Kameron Wimbley**, were added to the roster early in the offseason and are expected to provide immediate dividends at the line of scrimmage and in the locker room. Hutchinson is a veteran of 11 previous seasons, including his first five years with the Seattle Seahawks followed by six campaigns with the Minnesota Vikings. In his career he has earned seven Pro Bowl berths (2003-09), five first-team All-Pro selections (2003, 2005, 2007-09). Wimbley, who played the last two campaigns in Oakland after four years at the start of his career in Cleveland, has totaled 42.5 career sacks in 94 regular season starts. He played mostly outside linebacker in 3-4 schemes with the Raiders and Browns, but he will line up exclusively at defensive end for the Titans.

➤ WILL THE RUNNING GAME BOUNCE BACK?

Running back **Chris Johnson** looks to return to form in his fifth NFL season. Johnson, who has more rushing yards than any other NFL player since the start of the 2008 campaign, finished 2011 with 1,047 rushing yards, the lowest total of his career. In 2012, he receives the benefits of a complete offseason in the Titans training program and the first offseason in offensive coordinator **Chris Palmer's** system.

➤ CAN BRITT RETURN FROM INJURY?

The Titans are hoping wide receiver **Kenny Britt** returns to form from an injury that ended his 2011 season prematurely. Britt was off to the best start of his three-year career, totaling 17 receptions for 289 yards and three touchdowns, prior to tearing his right ACL against the Denver Broncos on Sept. 25. With 701 receiving yards as a rookie in 2009 and 775 yards in his second campaign, Britt became the first player for the franchise to lead the squad in receiving yards in each of his first two seasons since wide receiver **Chris Sanders** from 1995 to 1996.



Wide receiver Kendall Wright was the 20th pick in the 2012 NFL Draft.

➤ HOW MUCH FIREPOWER DO THEY HAVE?

Several returning cast members enjoyed career-best seasons in 2011, including wide receiver **Nate Washington** and tight end **Jared Cook**. Washington, in his third campaign with the Titans and seventh overall NFL season in 2011, led the team and set new career highs with 74 receptions, 1,023 receiving yards and seven receiving touchdowns. He became the first Titans player to reach the 1,000-yard receiving mark since **Drew Bennett** and **Derrick Mason** each reached the plateau in 2004. Cook likewise set career highs in every receiving category, totaling 759 yards and three touchdowns on 49 receptions. His yardage total ranked second in franchise history by a tight end, finishing a close second behind **Frank Wycheck** (768 yards in 1998). This year's diverse Titans offense also features **Kenny Britt**, **Kendall Wright**, **Damian Williams** and **Lavelle Hawkins** at wide receiver and **Craig Stevens** and **Taylor Thompson** and tight end.

➤ WILL LAST YEAR'S ROOKIES PROGRESS EVEN FURTHER?

Last year's impressive defensive rookie class is in its second season. The Titans unearthed several young players that made an immediate impact in 2011, including third-round pick **Jurrell Casey** and fifth-rounder **Karl Klug** at defensive tackle. Casey was entrenched all season as a starter (15 starts), led the team's defensive linemen with 74 tackles and added 2.5 sacks. Meanwhile, Klug led the team with seven sacks, which tied for sixth place among all NFL rookies and tied for fourth among all NFL defensive tackles. Rookie linebackers **Akeem Ayers** (second-round pick) and **Colin McCarthy** (fourth-round pick) also became integral parts of the defense. Ayers, the first Tennessee rookie to start all 16 games since safety **Tank Williams** in 2002, led the club's linebackers with 88 tackles, the second-highest total for a Titans rookie since 1999 (103 by **Alterraun Verner** in 2010). McCarthy was not far behind, totaling 76 tackles and a team-high eight tackles for loss despite not entering the starting lineup until after midseason.

➤ WHAT NEW WRINKLES WILL JERRY GRAY SHOW?

Due to the lockout that consumed the 2011 offseason, new defensive coordinator **Jerry Gray** was not afforded the time to complete his vision for the Titans defense. His unit nevertheless finished eighth in the NFL in points allowed. After enjoying a full offseason in 2012, he can layer more intricacies on top of the foundation that has already been laid.

➤ WILL THE TITANS BE READY FOR THEIR EARLY SCHEDULE?

The Titans open the 2012 season with a clash at LP Field versus the AFC Champion New England Patriots. It is the first date in a tough stretch to begin the season. After the tilt with the Patriots, the Titans then go west to face the San Diego Chargers, return home to host the Detroit Lions, and then go to Houston for a matchup with the defending AFC South Champion Texans.

➤ WHO WILL EMERGE AS THE LEADER OF THE SECONDARY?

Through free agency, the Titans lost a pair of mainstays in the secondary since 2006—cornerback **Cortland Finnegan** (St. Louis Rams) and safety **Chris Hope** (Atlanta Falcons). They expect the returning members of the group to fill the void, namely safeties **Michael Griffin** and **Jordan Babineaux** and cornerbacks **Jason McCourty** and **Alterraun Verner**.

TITANS PRESEASON HIGHLIGHTS

During the 2012 preseason, **Darius Reynaud** led the NFL with a 25.3-yard punt return average and ranked fourth in the league with 456 combined yards.

NFL leaders in combined yards during the 2012 preseason:

Player	Rush	Rec	KOR	PR	Combined
1. Cadet, Travaris (NO)	132	246	253	29	660
2. Powell, William (ARZ)	249	40	290	0	579
3. Holliday, Trindon (HST)	0	0	359	211	570
4. Reynaud, Darius (TEN)	146	25	133	152	456
5. Smith, Michael (TB)	83	29	317	0	429

NFL leaders in punt return average during the 2012 preseason:

Player	No.	Yds	Avg	Lg	TD
1. Reynaud, Darius (TEN)	6	152	25.3	85	1
2. Banks, Brandon (WAS)	7	161	23.0	91	1
3. Holliday, Trindon (HST)	10	211	21.1	87	2
4. Tate, Golden (SEA)	6	123	20.5	92	1
5. Roosevelt, Naaman (BUF)	5	72	14.4	21	0

Titans linebacker **Colin McCarthy** led the NFL during the preseason with three total interceptions.

NFL leaders in interceptions during the 2012 preseason:

Player	Interceptions
1. McCarthy, Colin (TEN)	3
2. Sims, David (CLV)	2
Carr, Brandon (DAL)	2
Cox, Perrish (SF)	2
Landry, LaRon (NYJ)	2
Shields, Sam (GB)	2
Baker, Sean (TB)	2
Crawford, Richard (WAS)	2
Dennard, Antonio (JAX)	2
Cole, Audie (MIN)	2

The Titans had two players finish the preseason in the NFL's top five in total tackles, according to press box tackle tallies. Rookie linebacker **Zach Brown** was second in the NFL behind Dallas' Alex Albright with 24 tackles, and veteran **Tim Shaw** tied for fifth with 21 stops.

NFL leaders in total tackles during the 2012 preseason (from press box tackle statistics):

Player	Total Tackles
1. Albright, Alex (DAL)	27
2. Brown, Zach (TEN)	24
3. Hogue, Doug (DET)	22
Tandy, Keith (TB)	22
5. Shaw, Tim (TEN)	21
Howell, Delano (BUF)	21

The Titans offense tied for first in the league in sacks allowed during the preseason, giving up only three total sacks in four games.

NFL's top teams in sacks allowed during the 2012 preseason:

Player	Sacked	Yards
1. Tennessee Titans	3	24
Detroit Lions	3	13
Washington Redskins	3	19
Philadelphia Eagles	3	7
5. Seattle Seahawks	7	37
Green Bay Packers	7	48
Oakland Raiders	7	46
Buffalo Bills	7	36



Darius Reynaud ranked fourth in the NFL during the preseason in combined yards.

The Titans defense led the AFC and finished the preseason ranked eighth in the NFL by allowing their opponents to score only 16.8 points per game.

NFL's top teams in points allowed per game during the 2012 preseason:

Team	Points Allowed/Game
1. Seattle Seahawks	11.0
2. San Francisco 49ers	13.3
3. New York Giants	14.5
4. Washington Redskins	14.8
5. Philadelphia Eagles	15.0
Dallas Cowboys	15.0
7. New Orleans Saints	16.2
8. Tennessee Titans	16.8
9. New England Patriots	17.3
10. Minnesota Vikings	17.8
Pittsburgh Steelers	17.8

The Titans defense tied for fifth place in the NFL and second in the AFC by registering 13 total sacks during the preseason. They had nine different players notch sacks, led by defensive end **Keyunta Dawson**, who had three.

NFL's top teams in total sacks during the 2012 preseason:

Team	Sacks	Yards
1. Philadelphia Eagles	20	135
2. New York Giants	19	119
3. Washington Redskins	17	120
Houston Texans	17	100
5. Tennessee Titans	13	112
Cincinnati Bengals	13	103

The Titans were the NFL's best team during the preseason at forcing turnovers. They ranked first in the league with eight interceptions and tied for second with five fumble recoveries. Their 13 total takeaways led the NFL and helped them tie for first with a plus-seven turnover differential.

NFL's top teams in turnover differential during the 2012 preseason:

Team	Takeaways			Giveaways			Total Diff
	Int	Fum	Total	Int	Fum	Total	
1. Tennessee	8	5	13	3	3	6	+7
Pittsburgh	6	2	8	1	0	1	+7
Seattle	6	4	10	2	1	3	+7
4. Detroit	7	2	9	3	1	4	+5
5. San Diego	5	7	12	5	3	8	+4
St. Louis	4	5	9	2	3	5	+4

WHAT TO LOOK FOR IN 2012

- Kicker **Rob Bironas** can score 100 or more points for the sixth consecutive season (since 2007), which would tie **Al Del Greco's** franchise record (1995-2000).
- Kicker **Rob Bironas** enters the 2012 campaign with an NFL record-breaking streak of 10 consecutive games with a field goal of 40 yards or longer.
- Kicker **Rob Bironas** enters the 2012 campaign with 15 consecutive made field goals, the sixth-longest streak in team annals.
- Safety **Michael Griffin** is in 17th place in franchise history with 17 career interceptions. Six interceptions more would tie him with **Samari Rolle** and **Willie Alexander** for 10th place in team annals (23).
- Safety **Michael Griffin** can lead the team or tie for the team lead in interceptions for the fourth time in his career. He would join **Darryl Lewis** (five times) and **Samari Rolle** (four) as the only players in franchise history to accomplish the feat.
- Quarterback **Matt Hasselbeck** can become the only player in franchise history other than **Warren Moon** (1989-91) to pass for 3,500 yards in back-to-back seasons.
- Running back **Chris Johnson** needs 355 more rushing yards to reach 6,000 for his career. He would become the third player in franchise history to reach the mark, joining **Eddie George** (10,009) and **Earl Campbell** (8,574).
- Running back **Chris Johnson** can tie **Eddie George's** franchise record with his fifth consecutive 1,000-yard season to begin his career.
- Tackle **Michael Roos** enters 2012 with 112 consecutive starts, the second-longest current streak in the NFL by an offensive tackle (Jeff Backus). With 16 consecutive starts in 2012, Roos will tie **Eddie George** (128) for the fifth-longest streak in franchise history among all positions.
- Wide receiver **Nate Washington** (1,023 receiving yards as a rookie in 2011) can become the first Titans player with back-to-back 1,000-yard seasons since **Derrick Mason** from 2001-04.
- Wide receiver **Nate Washington** enters the 2012 season with an active streak of 62 consecutive games with at least one reception, including all 48 games since signing with the Titans in 2009 as an unrestricted free agent from the Pittsburgh Steelers.

ONLINE MEDIA GUIDE

The Tennessee Titans Media Guide is available exclusively online at www.TitansOnline.com/mediaguide. The online media guide allows the team to update information regularly during the season and the offseason and makes archived documents easily accessible. It includes links to coach and player bios, records, franchise history, playoff history and more.




LP FIELD UPGRADES UNVEILED

When Titans fans attend home games in 2012, they will experience a new-look LP Field.

In August the team completed nearly \$27 million worth of improvements to the stadium, which opened in 1999. The projects include most notably:

- » New high-definition video screens in the north and south end zones four times the size of the previous screens. The video boards measure 157 feet wide and 54 feet high, which make them the world's largest HD video screens in an outdoor stadium. They are the NFL's second-largest video boards, behind only the screens measuring 160 x 72 at Cowboys Stadium.
- » LED Ribbon boards now accent the east and west sides of the stadium, providing information and graphics throughout games.
- » A new distributed sound system employs 800 speakers strategically placed in proximity to each seating area throughout the stadium. The system eliminates sound delays and delivers a clearer, more evenly distributed sound to all fans.
- » A new video control room ensures that the new video screens and sound system are supplied with the latest technology available.
- » Two banks of high speed elevators – each with six cars – serve upper deck ticket holders. The banks of elevators are located at the south end of both the east and west sides of the stadium, and service goes expressly from the concourse level to the upper deck.
- » Fan-friendly dining and entertainment zones are being built on the east and west sides of LP Field. These hospitality areas will be open to fans on game or event days, and can also serve as a reception room for up to 500 people for private functions or VIP gatherings.



The Titans installed new HD video screens at LP Field.

ADAMS ONE OF NFL'S ENDURING FIGURES

In his 53rd year in 2012 as Founder, Owner, Chairman of the Board, President and CEO of the Titans/Oilers franchise, **K.S. "Bud" Adams, Jr.** remains an enduring figure in the NFL. He is the most experienced tenured owner in the National Football League.

Since relocating the then-Houston Oilers to Nashville in 1997, the club has earned six playoff appearances, including an AFC Championship (1999), an AFC Central title (2000), two AFC South titles (2002 & 2008), an additional AFC Championship appearance (2002) and Wild Card teams in 2003 and 2007.

In the 2011 season finale at Houston, the franchise reached 400 all-time victories, including playoffs. The Titans became the 21st NFL team to reach the mark.

Consistently fielding winning teams, the franchise earned 21 playoff appearances in its first 50 seasons, a total that tied for sixth place among NFL teams in that time span.

During Adams' ownership, 67 of his players have been Pro Bowl selections, including one AFL Most Valuable Player, two NFL MVP's and five offensive or defensive Rookies of the Year. Also, eight of Adams' players, including **Bruce Matthews** in 2007, have been inducted into the Pro Football Hall of Fame in Canton, Ohio. In each of the past six seasons, Adams was nominated for the Pro Football Hall of Fame as a special contributor.

Adams is a member of the Sports Hall of Fame in two different states. He was inducted into the Tennessee Sports Hall of Fame in February 2006 and was inducted into the Texas Sports Hall of Fame in February 2010.

Adams has received numerous awards through the years. In 2011, he was honored with the Lifetime Humanitarian Award by the T.J. Martell Foundation. Since the Titans moved to Tennessee, local charities have seen approximately \$19.5 million flow into their organizations as a direct result of the Titans and the NFL, with the great majority of the money and gifts coming from Adams and the Tennessee Titans Foundation.

All-time playoff appearances by the Oilers/Titans: 1960, 1961, 1962, 1967, 1969, 1978, 1979, 1980, 1987, 1988, 1989, 1990, 1991, 1992, 1993, 1999, 2000, 2002, 2003, 2007, 2008

All-time division titles by the Oilers/Titans: 1960, 1961, 1962, 1967, 1991, 1993, 2000, 2002, 2008



K.S. "Bud" Adams, Jr.

TITANS/OILERS ALL-TIME RECORD

	W	L	T
Regular Season:	386	396	6
Home	223	169	2
Road	163	227	4
As Titans (1999-present)	119	89	0
As Oilers (1960-98)	267	307	6
Postseason:	14	19	0
Home	6	5	0
Road	8	13	0
Super Bowl (XXXIV)	0	1	0



WEBSTER PROMOTED TO GM

After serving two seasons as vice president of player personnel, **Ruston Webster** was elevated to executive vice president/general manager on Jan. 18, 2012, the same day former G.M. **Mike Reinfeldt** was promoted to chief operating officer.

In his first offseason as general manager, Webster and the Titans acquired seven-time Pro Bowl guard **Steve Hutchinson**, defensive end **Kameron Wimbley** and defensive lineman **Leger Douzable** in free agency. In the draft, the Titans upgraded their offensive speed and athleticism with the first-round selection of Baylor wide receiver **Kendall Wright**, the first in a seven-member draft class. Webster also engineered deals to retain key talent, signing tight end **Craig Stevens**, wide receiver **Lavelle Hawkins** and safety **Michael Griffin** to new long-term contracts.

Prior to his arrival in Tennessee in 2010, Webster gained 22 years of personnel experience split between the Seattle Seahawks and the Tampa Bay Buccaneers. In his four years in Seattle, Webster was the vice president of player personnel and oversaw the day-to-day management of the pro personnel and college scouting departments.

Webster spent 18 years with Tampa Bay in a variety of roles, including the director of player personnel (2005), director of college scouting (2001-04), director of pro personnel (1989-91) and regional college scout (1988, Northeast; 1992, South; 1993, Midwest; 1995-2000, Southwest). He was a part of the front office staff that helped build the Super Bowl XXXVII Champion Buccaneers in 2002.

Webster started his career as a college coach with stops as a graduate assistant at Southwestern Louisiana (1985), Alabama (1986) and Tulsa (1987).

Ruston Webster's Background:

2012: Tennessee Titans - General Manager
2010-11: Tennessee Titans - Vice President of Player Personnel
2006-09: Seattle Seahawks - Vice President of Player Personnel
2005: Tampa Bay Buccaneers - Director of Player Personnel
2001-04: Tampa Bay Buccaneers - Director of College Scouting
1992-00: Tampa Bay Buccaneers - Regional Scout
1989-91: Tampa Bay Buccaneers - Director of Pro Personnel
1988: Tampa Bay Buccaneers - Regional Scout
1987: Tulsa - Graduate Assistant/Tight Ends Coach
1986: Alabama - Graduate Assistant
1985: SW Louisiana - Graduate Assistant



REINFELDT ELEVATED TO C.O.O.

In 2012, **Mike Reinfeldt** will embark on his 32nd season in the NFL and his 14th overall season with the Oilers/Titans franchise. This year, however, will be his first as senior executive vice president/chief operating officer. He was elevated to the position on Jan. 18 after spending five seasons as executive vice president/general manager.

In his new role, Reinfeldt oversees all aspects of the organization in Nashville – both football and non-football – and reports to owner K.S. "Bud" Adams, Jr.

Originally an All-Pro safety with the Oilers from 1976-83, Reinfeldt has logged 26 post-playing years as an executive with the Titans, Seattle Seahawks, Green Bay Packers, Oakland Raiders and the University of Southern California.

In 2011, Reinfeldt was heavily involved in identifying former offensive line coach **Mike Munchak** as the team's new head coach. In 2010, he was instrumental in the front-office addition of **Ruston Webster**, who has ascended to the general manager role.

Under Reinfeldt's watch, the Titans used free agency to acquire key veterans such as quarterback **Matt Hasselbeck**, wide receivers **Justin Gage** and **Nate Washington**, guard **Jake Scott**, linebacker **Will Witherspoon**, safety **Jordan Babineaux** and cornerback **Nick Harper**. In the draft, Reinfeldt used first-round picks on safety **Michael Griffin**, running back **Chris Johnson**, wide receiver **Kenny Britt**, defensive end **Derrick Morgan** and quarterback **Jake Locker**. Seventh-round returner/wide receiver **Marc Mari-ani**, went to the Pro Bowl as a seventh-round rookie in 2010.



HEAD COACH MIKE MUNCHAK

[Click For Complete Online Bio](#)

On Feb. 7, 2011, the Tennessee Titans hired **Mike Munchak** to become the 16th head coach in franchise history and the first who was a former player for the team.

In his first year on the job, Munchak helped guide the Titans through the uncertainty of the NFL lockout. Although he and his staff did not have an offseason with the players, he guided the Titans to a 9-7 finish and a second-place finish in the AFC South.

In the process of leading the Titans to three more wins in 2011 than they recorded in 2010, Munchak became the sixth Titans/Oilers head coach to reach nine wins in his first season. Of the eight NFL head coaches in 2011 who were in their first full season at their current post, only San Francisco's **Jim Harbaugh**, whose team had 13 wins, finished with more wins than Munchak.

After a 12-year playing career as a guard for the Houston Oilers, Munchak spent three seasons as an offensive assistant/quality control coach. He became the offensive line coach in 1997 and held that position for 14 years. Four of his linemen totaled 10 Pro Bowl invitations, and his offensive lines paved the way for five different running backs to total 11 1,000-yard rushing seasons.

In 2001, Munchak became the fifth franchise player to be inducted into the Pro Football Hall of Fame. He earned nine Pro Bowl invitations during his career and was bestowed the honor of having his Oilers No. 63 jersey retired in 1996.

As a line coach, Munchak was acknowledged as one of the finest teachers in the game. Only twice during his time coaching the line did he have the benefit of starting the same starting five linemen from one year to the next, and yet the Titans offensive lines were perennially among the best in the NFL. His offensive line allowed the second fewest sacks (28.3 sacks per season) in the NFL from 1997 through 2010. Additionally, the Titans ranked seventh in the league in rushing yards (124.5 yards per game) during the same time period. He helped **Bruce Matthews**, **Brad Hopkins**, **Michael Roos** and **Kevin Mawae** earn Pro Bowl invitations from his group in addition to helping design protection for Pro Bowlers **Eddie George**, **Steve McNair**, **Vince Young**, **Kerry Collins** and **Chris Johnson**. His group aided McNair to NFL co-MVP (2003) and Johnson to Offensive Player of the Year (2009) honors.

As a player, Munchak started 156 regular season games (seventh in franchise history) and 10 playoff games for the Oilers between 1982 and 1993. Respected for his play, he was selected to the NFL's "All Decade" team for the 1980's. Chronic knee problems led him to retire while still at the top of his game. In his final year, he earned All-Pro and Pro Bowl honors. A versatile player, he started his career in a run-first offense with running back **Earl Campbell** and transitioned to a pass blocker in the run-n-shoot offense guided by quarterback **Warren Moon**. He retired on July 21, 1994.

A native of Scranton, Pa., Munchak was born on March 5, 1960. He went on to graduate from Penn State University with a degree in business



administration in May 1982. The Houston Oilers made him the eighth overall pick and the first offensive lineman selected in the 1982 NFL Draft.

Munchak is married to Marci, and the couple has two grown daughters – Alexandria and Julie.

Mike Munchak Tidbits:

- In June 2012, Munchak held the inaugural "Strikes to Stop Diabetes" charity bowling event. The cause is near to him, as his wife and mother live with diabetes.
- Munchak was not an offensive lineman until he got to college. At Scranton (Pa.) Central High School, which was later consolidated, he was an All-American selection as a fullback and defensive end, and he was initially recruited to Penn State as a defensive lineman.
- Scranton High School's street address is 63 Mike Munchak Way.
- In addition to his enshrinement in the Pro Football Hall of Fame, Munchak is a member of the Titans/Oilers Hall of Fame, the Pennsylvania Sports Hall of Fame, Texas Sports Hall of Fame and Polish-American Sports Hall of Fame. Also, he was honored as one of the 38 Sports Legends of Houston prior to Super Bowl XXXVIII.
- Munchak hosts an annual golf tournament in Scranton to benefit the local United Way.
- As a player with the Oilers, Munchak was also successful as a part-time businessman. His endeavors included ownership in several Gold's Gym franchises and a Snapple distributorship for the Houston and Dallas areas.
- Munchak chose **Bruce Matthews** to introduce him at the Pro Football Hall of Fame in 2001. In 2007, Munchak returned the favor and introduced Matthews upon his enshrinement.
- Munchak was the first and only player coached by **Joe Paterno** at Penn State to later become an NFL head coach.

MIKE MUNCHAK AT A GLANCE

- Regular season record: 9-7
- Postseason record: 0-0
- Overall record: 9-7
- At home: 5-3
- On the road: 4-4
- vs. Patriots: 0-0
- At home vs. Patriots: 0-0
- On the road vs. Patriots: 0-0
- vs. Bill Belichick: 0-0
- Years as Titans/NFL head coach: 2 (2011-12)

Mike Munchak's Playing/Coaching Ledger:

Years	Team	Position
2011-12	Tennessee Titans	Head Coach
1997-10	Tennessee Oilers/Titans	Offensive Line Coach
1994-96	Houston Oilers	Offensive Asst./Quality Control
1982-93	Houston Oilers	Player
1978-81	Penn State University	Player

TITANS/OILERS HEAD COACH HISTORY

COACH	YEARS	WON	LOST	TIED	PCT.
Lou Rymkus	1960-61	12	7	1	.625
Wally Lemm	1961, 1966-70	38	40	4	.487
Frank "Pop" Ivy	1962-63	17	12	0	.586
Sammy Baugh	1964	4	10	0	.285
Hugh "Bones" Taylor	1965	4	10	0	.285
Ed Hughes	1971	4	9	1	.321
Bill Peterson	1972-73	1	18	0	.052
Sid Gillman	1973-74	8	15	0	.347
O.A. "Bum" Phillips	1975-80	59	38	0	.608
Ed Biles	1981-83	8	23	0	.258
Chuck Studley	1983	2	8	0	.200
Hugh Campbell	1984-85	8	22	0	.266
Jerry Glanville	1985-89	35	35	0	.500
Jack Pardee	1990-94	44	35	0	.556
Jeff Fisher	1994-2010	147	126	0	.538
Mike Munchak	2011-12	9	7	0	.563

Records include postseason

MORE FROM MUNCHAK

Munchak lists answers to questions on football and other subjects:

HOBBIES: Traveling, reading, golf

FAVORITE MOVIE: *It's a Wonderful Life*

FAVORITE FOOD: Old Forge Pizza

FAVORITE VACATION SPOT: Hawaii

FAVORITE COLLEGE TOWN: State College, Penn. (Happy Valley)

WHICH NFL TEAM DID YOU FOLLOW AS A CHILD: Cleveland Browns

FAVORITE ATHLETE AS A CHILD: Bart Starr

FAVORITE STADIUM OTHER THAN YOUR OWN AND WHY: Old Cleveland Stadium, love the tradition

FAVORITE SPORTS UNIFORM OTHER THAN YOUR OWN: Green Bay Packers

PERSON YOU'D MOST LIKE TO MEET: Clint Eastwood

PERSON(S) WHO INFLUENCED YOU THE MOST: My parents

BEST ADVICE EVER RECEIVED: Be yourself

PLAYER (FORMER OR CURRENT) WHO'D MAKE A GREAT HEAD COACH: Kevin Mawae

GREATEST OVERACHIEVER YOU'VE EVER COACHED: Benji Olson

BEST PURE ATHLETE YOU'VE EVER COACHED: Brad Hopkins

TOUGHEST PLAYER YOU'VE EVER COACHED: Bruce Matthews

FUNNIEST PLAYER YOU'VE EVER COACHED, AND WHY: Zach Piller, because he's a free spirit who has a unique outlook on things. He's funny without trying to be.

GREATEST TEAM YOU'VE EVER COMPETED AGAINST: Steelers

LOUDEST CROWD OF YOUR FOOTBALL CAREER, HOME OR AWAY: Our first season as the Titans in 1999, when we went undefeated at home

MOST UNDERRATED ASPECT OF FOOTBALL: The play of the offensive line

WHO HAS THE HARDEST JOB IN FOOTBALL: Quarterback

MOST MEMORABLE FOOTBALL MOMENT: Coaching in the Super Bowl (XXXIV), Titans vs. Rams

IF YOU WEREN'T COACHING, WHAT WOULD YOU BE DOING: Involved in some type of business venture (was involved with Gold's Gym and Snap-ple as a player)

HALL OF FAME PLAYERS AS HEAD COACHES

Mike Munchak became the 16th head coach in franchise history on Feb. 7, 2011. He is the first head coach in franchise history to have previously played for the team.

Since the 1970 AFL-NFL merger, Munchak is the seventh player to be inducted into the Pro Football Hall of Fame as a player and later serve as a head coach. He joins **Raymond Berry**, **Mike Ditka**, **Forrest Gregg**, **Art Shell**, **Mike Singletary** and **Bart Starr** as the only men to hold the distinction.

Pro Football Hall of Famers as head coaches, since 1970:

Head Coach	Team(s) as Head Coach
Raymond Berry	New England
Mike Ditka*	Chicago, New Orleans
Forrest Gregg*	Cleveland, Cincinnati, Green Bay
Mike Munchak*	Tennessee
Art Shell*	Oakland
Mike Singletary	San Francisco
Bart Starr*	Green Bay

*Played and served as head coach with the same team

Note: Since 1970, Hall of Famers Emmitt Thomas (interim head coach), Dick LeBeau, Larry Wilson (interim head coach), Jim Ringo (interim head coach) and Mike McCormack also served as head coaches before being inducted in the Hall of Fame.

TITANS OFFENSIVE LINE IN THE MIKE MUNCHAK COACHING ERA

The chart below details the team's regular starters on the offensive line and the results it helped produce since **Mike Munchak** took over as offensive line coach in 1997. He held the position until being named head coach in 2011. In the 14-year period from 1997 through 2010, the Titans offense was ranked in the top 10 in fewest sacks allowed, net rushing yards and average rushing yards. In only one season (2001) with Munchak as the offensive line coach did the Titans not finish the season ranked in the top 10 in any of the three categories.

Offensive line starters and production since 1997, Mike Munchak's first season as offensive line coach:

Year	LT	LG	C	RG	RT	Sacked (Rank)	Rush Yds (Rank)	Rush Avg (Rank)
2012	M. Roos	S. Hutchinson	F. Velasco	L. Harris	D. Stewart	-	-	-
2011	M. Roos	L. Harris	E. Amano	J. Scott	D. Stewart	24 (T-2)	1,438 (31)	3.8 (T-29)
2010	M. Roos	L. Harris	E. Amano	J. Scott	D. Stewart	27 (T-6)	1,727 (17)	4.3 (T-10)
2009	M. Roos	E. Amano	K. Mawae	J. Scott	D. Stewart	15 (2)	2,592 (2)	5.2 (1)
2008	M. Roos	E. Amano	K. Mawae	J. Scott	D. Stewart	12 (T-1)	2,199 (7)	4.3 (11)
2007	M. Roos	J. Bell	K. Mawae	B. Olson	D. Stewart	30 (14)	2,109 (5)	3.9 (21)
2006	M. Roos	J. Bell	K. Mawae	B. Olson	D. Stewart	29 (T-10)	2,214 (5)	4.7 (7)
2005	B. Hopkins	Z. Piller	J. Hartwig	B. Olson	M. Roos	31 (T-10)	1,525 (23)	3.8 (20)
2004	B. Hopkins	J. Bell	J. Hartwig	B. Olson	F. Miller	44 (T-23)	1,871 (14)	4.5 (7)
2003	B. Hopkins	Z. Piller	J. Hartwig	B. Olson	F. Miller	25 (T-6)	1,623 (26)	3.3 (31)
2002	B. Hopkins	Z. Piller	G. DiNapoli	B. Olson	F. Miller	21 (2)	1,952 (11)	3.8 (26)
2001	B. Hopkins	Z. Piller	B. Matthews	B. Olson	F. Miller	43 (21)	1,794 (12)	3.8 (23)
2000	B. Hopkins	B. Matthews	K. Long	B. Olson	F. Miller	27 (4)	2,084 (7)	3.8 (24)
1999	B. Hopkins	B. Matthews	K. Long	B. Olson	J. Runyan	25 (3)	1,811 (13)	3.9 (17)
1998	B. Hopkins	B. Matthews	M. Stepanoski	J. Layman	J. Runyan	35 (T-10)	1,970 (9)	2,414 (3)
1997	B. Hopkins	B. Matthews	M. Stepanoski	K. Donnalley	J. Runyan	32 (T-5)	2,414 (3)	4.5 (4)

2012 FREE AGENCY

The Titans began the 2012 offseason with 18 players due to reach unrestricted free agency. They re-signed eight of those players. Additionally, six signed with other teams, three went unsigned, and one retired.

Unrestricted free agents are players who have completed four or more NFL seasons and whose contracts have expired. They became free to negotiate and sign with any club once the free agency period began on March 13 with no rights held by their old club.

Status of unrestricted free agents who were with the Titans at the conclusion of the 2011 season (as of July 23):

Re-Signed with Titans

S Jordan Babineaux
LB Patrick Bailey
DE Dave Ball
S Michael Griffin
WR Lavelle Hawkins
T Mike Otto
LB Tim Shaw
TE Craig Stevens

Retired

S Anthony Smith

Signed with Another Team

WR Donnie Avery (Ind)
CB Cortland Finnegan (StL)
S Chris Hope (Atl)
DE William Hayes (StL)
DE Jason Jones (Sea)
LB Barrett Ruud (Sea)

Unsigned

LS Ken Amato
FB Ahmard Hall
G Jake Scott

Meanwhile, the Titans acquired four veteran players after the free-agent signing period began in March who currently remain with the team:

Player (NFL Experience, Most Recent NFL Team)

G Steve Hutchinson (12th Year, Minnesota)
DE Kamerion Wimbley (7th Year, Oakland)
DE Leger Douzable (Injured reserve, 4th Year, Jacksonville)
LB Zac Diles (6th Year, Indianapolis)

There are three players currently on the roster who the Titans acquired as "future" free agent signees in January 2012:

Player (NFL Experience, Most Recent NFL Team)

S Al Afalava (3, Indianapolis)
DE Keyunta Dawson (5, Detroit)
RB Darius Reynaud (4, N.Y. Giants)

More on Steve Hutchinson and Kamerion Wimbley:

Guard **Steve Hutchinson** agreed to terms with the Titans as a free agent on March 15. The 6-foot-5, 313-pound Hutchinson is a veteran of 11 previous seasons, including his first five years with the Seattle Seahawks followed by six campaigns with the Minnesota Vikings. In his career he has earned seven Pro Bowl berths (2003-09) and five first-team All-Pro selections (2003, 2005, 2007-09). He has started 157 career regular season games and an additional eight postseason games.

During his time in Minnesota, Hutchinson blocked for Adrian Peterson, who averaged 1,350 yards per season from 2007 through 2011 and led the league in rushing in 2008 with 1,760 yards. In Seattle, Hutchinson had similar success paving the way for Shaun Alexander. In five years together, Alexander averaged 1,500 yards per season (7,504) and earned NFL MVP honors in 2005, when he rushed for a league-leading 1,880 yards and 27 touchdowns.

Hutchinson was originally a first-round pick (17th overall) by the Seattle Seahawks in the 2001 NFL Draft from the University of Michigan.



Steve Hutchinson

Defensive end **Kamerion Wimbley** agreed to terms with the Titans on March 20. A six-year NFL veteran, Wimbley (6-4, 255) has totaled 42.5 career sacks in 94 regular season starts. He played the last two seasons with the Oakland Raiders after starting his career with the Cleveland Browns (2006-09). In his two seasons with the Raiders, he registered 32 starts and 16 sacks, including seven last year with one interception.

Originally a first-round pick (13th overall) by the Browns out of Florida State, Wimbley set the club's rookie record with 11 sacks in 2006, which also was the second highest total that season by an NFL rookie. He racked up 26.5 total sacks in his four seasons in Cleveland.



Kamerion Wimbley

2012 TITANS FREE AGENTS

The following players' contracts expired at the end of the 2011 NFL league year and became unrestricted free agents (unless otherwise noted).

Titans unrestricted free agents in 2012:

Pos	Name	2011 Games Played/Started	Current Status
LS	Ken Amato	16/0	Unsigned
WR	Donnie Avery	8/0	Signed with Colts
S	Jordan Babineaux	16/14	Re-signed with Titans
LB	Patrick Bailey	15/0	Re-signed with Titans
DE	Dave Ball	14/8	Re-signed with Titans
CB	Cortland Finnegan	16/16	Signed with Rams
S	Michael Griffin	16/16	Re-signed with Titans
FB	Ahmard Hall	12/7	Unsigned
WR	Lavelle Hawkins*	16/2	Re-signed with Titans
DE	William Hayes	10/1	Signed with Rams
S	Chris Hope	10/2	Signed with Falcons
DE	Jason Jones	14/13	Signed with Seahawks
T	Mike Otto*	15/1	Re-signed with Titans
LB	Barrett Ruud	9/9	Signed with Seahawks
G	Jake Scott	16/16	Unsigned
LB	Tim Shaw	16/0	Re-signed with Titans
S	Anthony Smith	13/0	Retired
TE	Craig Stevens*	15/11	Re-signed with Titans

* Re-signed prior to the start of the unrestricted free agent signing period.

The Titans did not have any restricted free agents in 2012. Their exclusive rights free agents, offensive lineman **Fernando Velasco** and defensive lineman **Malcolm Sheppard**, were re-signed.

2012 TITANS DRAFT REVIEW

The Titans had seven total selections in the 2012 NFL Draft, using one pick in each round.

Ruston Webster, in his first offseason as Titans general manager, led the team's efforts to draft Baylor wide receiver Kendall Wright with the 20th overall pick in the first round. The selection of Wright was followed by the drafting of former North Carolina linebacker **Zach Brown** (second round), Michigan defensive tackle **Mike Martin** (third round), Clemson cornerback **Coty Sensabaugh** (fourth round), Southern Methodist tight end **Taylor Thompson** (fifth round), Oklahoma State safety **Markelle Martin** (sixth round) and Rice defensive end **Scott Solomon** (seventh round).



2012 Titans Draft Pick Capsules (Height, Weight, College, Draft Round, Overall Pick):

- **WR KENDALL WRIGHT** (5-10, 196, Baylor, 1st round, 20th overall)
During his career at Baylor, where he served as the primary target for Heisman Trophy winner Robert Griffin III, Wright was used principally as a slot receiver. He appeared in 50 games with 42 starts en route to becoming the most prolific receiver in school history. He set school records with 302 receptions for 4,004 yards and 30 touchdowns, rushed for 425 yards and two touchdowns, and even passed for an additional 114 yards and two touchdowns. He caught at least one pass in all 50 games during his career. As a senior, he totaled 108 catches for 1,663 yards and 14 touchdowns (all school records), earning All-American honors from numerous polls, including *Associated Press*.
- **LB ZACH BROWN** (6-1, 242, North Carolina, 2nd round, 52nd overall)
Brown started 23 of 47 games in four seasons at North Carolina, including 11 starts at weakside outside linebacker and 12 starts at the strongside spot. He recorded 230 tackles, 5.5 sacks, seven interceptions, 19 tackles for loss, six quarterback pressures, three forced fumbles, a fumble recovery and four passes defended. As a senior, Brown was a Butkus Award semifinalist and earned All-Atlantic Coast Conference first-team honors, as he led the team with a career-high 105 tackles. He also ranked second on the squad with 5.5 sacks and 13.5 stops for loss.
- **DT MIKE MARTIN** (6-1, 306, Michigan, 3rd round, 82nd overall)
Martin, a three-time recipient of Michigan's Richard Katcher Award, given to the team's top defensive lineman, played in 49 games during his four-year career with the Wolverines. He notched 37 consecutive starts at nose tackle to conclude his career and totaled 172 tackles, 10 sacks and 25 tackles for loss. As a senior captain in 2011, he posted a career-high 64 tackles, 3.5 sacks, six tackles for loss and a safety en route to earning second-team All-Big Ten honors.

- **CB COTY SENSABAUGH** (5-11, 189, Clemson, 4th round, 115th overall)
Considered a late bloomer by many after beginning his Clemson career as a special teams player and reserve cornerback, Sensabaugh eventually emerged as a senior co-captain who led the Tigers with 13 passes defended in 2011. He added one interception, 40 tackles, a tackle for loss and a pair of quarterback pressures. His career totals included 87 tackles, four interceptions and 18 passes defended in 52 games. At the 2012 NFL Scouting Combine, he ran the fourth-fastest 40-yard dash among all cornerbacks, finishing in 4.42 seconds.

- **TE TAYLOR THOMPSON** (6-6, 268, Southern Methodist, 5th round, 145th overall)

The Titans traded up in the fifth round of the 2012 NFL Draft to select Thompson, who spent four years at SMU as a defensive end. Although he was considered a draft-worthy prospect at that position, the Titans were persuaded during pre-draft workouts that Thompson's NFL future would be at tight end. He ran a 4.56-second 40-yard dash, tested at 37 inches in the vertical jump, and displayed reliable hands in pass-catching drills. Thompson started the final 43 games of his four-year career and tallied 139 tackles, 18 sacks, 22.5 tackles for loss, 12 quarterback pressures, six forced fumbles and a fumble recovery. He was a three-time All-Conference USA selection. As a senior, he started all 13 games and totaled eight sacks. He ranked second in the conference with six forced fumbles.

- **S MARKELLE MARTIN** (6-0, 207, Oklahoma State, 6th round, 190th overall)—currently on Physically Unable to Perform list

Martin was a highly-rated safety prospect following his senior season at Oklahoma State but suffered a knee injury in drills after the Senior Bowl. During his college career, he appeared in 48 games, starting the final 37 contests at strong safety, and finished his career with 178 tackles, eight stops for losses of 18 yards and one quarterback pressure. He also registered one fumble recovery, forced two fumbles, deflected 36 passes and had three interceptions. His 36 passes defended tied the school career-record that was first set by Perrish Cox (2006-09). As a senior, Martin earned All-American and All-Big 12 Conference first-team honors after producing 74 tackles, five stops for loss, two forced fumbles and a fumble recovery. He also posted his third-straight season with double-digit passes defended, recording 11 breakups.

- **DE SCOTT SOLOMON** (6-3, 262, Rice, 7th round, 211th overall)

The Titans traded back into the seventh round of the 2012 NFL Draft to select Solomon, whose 24 career sacks at Rice tied for the school's second-highest all-time total. He also ranked second in school history with 44 career tackles for loss. As a senior, he collected a career-best 8.5 sacks to go along with 55 tackles, 13.5 stops for loss, a forced fumble and two fumble recoveries.



The Titans' 2012 draft class (L to R): (front row) Coty Sensabaugh, Kendall Wright, Markelle Martin, (back row) Mike Martin, Zach Brown, Taylor Thompson, Scott Solomon

TITANS HIGHLIGHTS FROM 2011

When **Mike Munchak** was hired as head coach of the Tennessee Titans on Feb. 7, 2011, an uncertain landscape awaited him. The franchise had only recently parted ways with the only head coach in its Tennessee history, and team owner **K.S. "Bud" Adams, Jr.** had already made the decision to begin anew at the quarterback position. But the foremost concern on the mind of team management, players and fans alike was whether or not there would even be a football season.

Munchak and Titans forged ahead through several murky months. Eventually, off-the-field concerns gave way to action on the field. The Titans reaped a 9-7 season and narrowly missed out on a playoff berth.

MUNCHAK TAKES OVER

Munchak, the 16th head coach in franchise history and the first who was a former player for the team, spent 29 years with the Oilers and Titans before replacing **Jeff Fisher**, whose tenure as head coach dated back to 1994.

He inherited a youthful roster. The average Titans player on opening day was 26 years and five months old, the youngest for the Titans since 2006.

Still, Tennessee finished in second place in the AFC South, a game behind the 10-6 division champion Houston Texans. A win in any of the seven games the Titans lost would have been enough to give them at least a Wild Card spot. Instead, they finished just shy of the postseason upon losing a head-to-head tiebreaker with the 9-7 Cincinnati Bengals.

In the process of leading the Titans to three more wins in 2011 than they recorded in 2010, Munchak became the sixth Titans/Oilers head coach to reach nine wins in his first season. Of the eight NFL head coaches in 2011 who were in their first full season at their post, only San Francisco's **Jim Harbaugh**, whose team had 13 wins, finished with more wins than Munchak.

SURVIVING THE LOCKOUT

One of the first obstacles facing Munchak was a lack of access to the very players he was charged with commanding. With an expired collective bargaining agreement between the NFL and the NFL Players Association, a lockout of the players began on March 11. It prevented teams from conducting their normal offseason workout program and organized team activities, or even having casual communications with the players.

On July 25, a new CBA was reached, and the lockout ended. In a week's time, the Titans signed contracts with nine draft choices, 14 rookie free agents, three restricted free agents and eight unrestricted free agents, and Munchak's first training camp was underway.

THE PRESENT AND FUTURE AT QUARTERBACK

Training camp was the first look the Titans and their fans got at their present and future quarterbacks.

In April, with the eighth overall pick in the 2011 NFL Draft, the Titans selected **Jake Locker**, who passed for 7,639 yards and 53 touchdowns during his four-year career at the University of Washington. Despite not having an offseason to practice and learn the Titans offense, Locker made a positive first impression. In the preseason, he was the NFL's rookie leader in both passer rating (88.5) and completion percentage (65.3).

In limited duty in the regular season, Locker continued to show progress. He appeared in five total contests and passed for 542 yards and four touchdowns without throwing an interception. He added 56 yards and one rushing touchdown. Against the Saints on Dec. 11, he passed for 282 yards, the second-highest total in franchise history by a rookie signal caller (331 by **Jacky Lee** on Nov. 25, 1960).

But it was not Locker who proved to be the biggest addition to the Titans offense in 2011. That distinction belonged to **Matt Hasselbeck**, a 13-year veteran who was signed as an unrestricted free agent from the Seattle Seahawks on the same day players reported for training camp.

Although he was new to the team, Hasselbeck quickly took charge of the huddle and produced one of the best seasons in franchise history by a quarterback. Elected by teammates as the offensive captain, he started all 16 games and passed for 3,571 yards, the fourth-highest total in team annals. His 18 touchdowns passes were the most since 2004 (**Billy Volek**),

and with 28 completions of 25 yards or more, Hasselbeck recorded the highest big-play total since **Steve McNair** in 2001 (32).

THE ROOKIE CLASS

Among the most encouraging storylines for the Titans in 2011 was the contribution of the rookie class, headed by Locker. All nine draft picks spent all 17 weeks during the regular season on the 53-man roster, and several played key roles.

In particular, the Titans unearthed several defensive rookies that made an immediate impact, including third-round pick **Jurrell Casey** and fifth-rounder **Karl Klug** at defensive tackle. Casey was entrenched all season as a starter (15 starts), led the team's defensive linemen with 74 tackles and added 2.5 sacks. Meanwhile, Klug was one of the team's best pass rushers. He led the team with seven sacks, which tied for sixth place among all NFL rookies and tied for fourth among all NFL defensive tackles.

Rookie linebackers **Akeem Ayers** (second-round pick) and **Colin McCarthy** (fourth-round pick) also became integral parts of the defense. Ayers, the first Titans rookie to start all 16 games since safety **Tank Williams** in 2002, led all Titans linebackers with 88 tackles, the second-highest total for a Titans rookie since 1999 (103 by **Alterraun Verner** in 2010). McCarthy was not far behind, totaling 76 tackles and a team-high eight tackles for loss despite not entering the starting lineup until after midseason.

INDIVIDUAL HIGHLIGHTS

Apart from Hasselbeck, Locker and the team's defensive rookies, the Titans received notable performances from a number of other players:

- Wide receiver **Nate Washington** led the team and set new career highs with 74 receptions, 1,023 receiving yards and seven receiving touchdowns. He became the first Titans player to reach the mark since **Drew Bennett** and **Derrick Mason** each exceeded 1,000 yards in 2004. Washington was thrust into a No. 1 receiving role after **Kenny Britt** was lost for the season with a knee injury in Week 3.
- Running back **Chris Johnson** rushed for 1,047 yards and added 418 receiving yards. He became the 12th NFL player in the 16-game schedule era (since 1978) to record 1,000 or more rushing yards in his first four NFL seasons. His 5,645 rushing yards rank 10th in NFL history through a player's first four NFL seasons, and only three players in NFL history have had more scrimmage yards in their first four campaigns than Johnson (7,071 scrimmage yards): **LaDainian Tomlinson** (7,921), **Eric Dickerson** (7,842) and **Terrell Davis** (7,594).
- Tight end **Jared Cook** set career highs in every receiving category, totaling 759 yards and three touchdowns on 49 receptions. His yardage total ranked second in franchise history by a tight end, finishing a close second behind **Frank Wycheck's** 768 yards in 1998.
- The Titans offensive line, consisting of left tackle **Michael Roos**, left guard **Leroy Harris**, center **Eugene Amano**, right guard **Jake Scott** and right tackle **David Stewart**, started together in 15 of the 16 games in 2011. They helped the Titans finish with only 24 sacks allowed, tying the New Orleans Saints for the second-lowest total in the NFL.
- Kicker **Rob Bironas'** 90.6 percent success rate (29 of 32) was the second-highest of his career, the fourth-highest in the NFL in 2011 and the third-highest in franchise history. He set a league record with 10 consecutive games kicking a field goal of at least 40 yards.
- Safety **Jordan Babineaux**, a free agent signee, led the team and set a career high with 117 tackles.
- Cornerback **Cortland Finnegan** was voted by teammates as a team captain for the first time in 2011. He finished fourth on the team with 95 tackles, ranked second on the squad with 12 passes defended and added an interception.
- Cornerback **Jason McCourty** was second on the team with 107 tackles, led the squad with 13 passes defended and tied for the team lead with two interceptions.
- Defensive end **Derrick Morgan**, coming off a rookie campaign in 2010 that ended prematurely due to an ACL injury, led the team with 20 quarterback pressures and added 2.5 sacks.
- Punter **Brett Kern** set a new franchise record, averaging 39.4 net yards per punt.

TOP RED ZONE OFFENSES IN 2011

The Titans were one of the NFL's most efficient teams inside the red zone in 2011. They scored 22 touchdowns in 37 total possessions inside their opponents' 20-yard line, ranking fifth in the league with a touchdown percentage of 59.5.

NFL leaders in red zone offense (highest touchdown percentage) in 2011:

Team	Poss	Pts	TD	TD%	FG	Score	Score%
1. New York Jets	55	284	36	65.5	11	47	85.5
2. New England	72	385	47	65.3	18	65	90.3
3. Green Bay	66	358	43	65.2	19	62	93.9
4. Detroit	58	311	37	63.8	17	54	93.1
5. Tennessee	37	187	22	59.5	11	33	89.2
6. New Orleans	75	370	44	58.7	20	64	85.3
7. Carolina	57	274	33	57.9	14	47	82.5
8. New York Giants	56	271	32	57.1	15	47	83.9
9. Minnesota	53	251	30	56.6	14	44	83.0
10. San Diego	54	248	29	53.7	15	44	81.5

FEWEST SACKS ALLOWED IN 2011

The Titans offensive line thrived in pass protection throughout the 2011 campaign. The team allowed only 24 sacks all season, which tied the New Orleans Saints for the second-lowest total in the NFL. Quarterback **Matt Hasselbeck** received the protection needed to pass for 3,571 yards, the fourth-highest total in franchise history. Tennessee's offensive line also paved the way for **Chris Johnson's** 1,047 rushing yards.

Fewest sacks allowed in 2011:

Team	Sacked	Yards
1. Buffalo Bills	23	154
2. Tennessee Titans	24	190
New Orleans Saints	24	158
4. Cincinnati Bengals	25	167
Oakland Raiders	25	157
6. Atlanta Falcons	26	173
7. New York Giants	28	199
8. San Diego Chargers	30	198
9. New England Patriots	32	173
Philadelphia Eagles	32	166
Tampa Bay Buccaneers	32	188

YARDS AFTER CATCH IN 2011 OFFENSE

With a new starting quarterback, **Matt Hasselbeck**, and a new offensive coordinator, **Chris Palmer**, the 2011 Titans offense excelled in yards after the catch.

The team's 6.0 average yards after catch in 2011 ranked sixth in the NFL and was higher than any other Titans/Oilers offense since 1992.

Titans/Oilers seasons since 1992 with the highest average yards after catch by receivers:

Season	Cmp	Total Yards After Catch	Average Yards After Catch
1. 2011	353	2,129	6.0
2. 1999	304	1,709	5.6
3. 1996	272	1,511	5.6
4. 2008	265	1,459	5.5
5. 2000	286	1,541	5.4
6. 2006	226	1,190	5.3
7. 2009	271	1,415	5.2
8. 1997	220	1,134	5.2
9. 1992	373	1,888	5.1
10. 2005	358	1,773	5.0

Source: STATS

SCORING DEFENSE IN 2011

The Titans kept nine of their 16 opponents in 2011 to 17 or fewer points. They ranked eighth in the NFL in scoring defense, allowing an average of 19.8 points per contest.

2011 rankings in scoring defense:

Team	Points Allowed Per Game
1. Pittsburgh Steelers	14.2
2. San Francisco 49ers	14.3
3. Baltimore Ravens	16.6
4. Houston Texans	17.4
5. Cleveland Browns	19.2
6. Miami Dolphins	19.6
7. Seattle Seahawks	19.7
8. Tennessee Titans	19.8
9. Cincinnati Bengals	20.2
10. Philadelphia Eagles	20.5

STARTS BY DEFENSIVE ROOKIES IN 2011

In 2011, Titans defensive rookies led the NFL with a combined total of 39 starts.

Strongside linebacker **Akeem Ayers** started all 16 games. The second-round draft choice from UCLA became the third Titans defender in the "Titans era" (1999-present) to start every game as a rookie. The other two were defensive end **Jevon Kearse** in 1999 and safety **Tank Williams** in 2002.

Defensive tackle **Jurrell Casey**, a third-round pick from Southern California, started all but one game in 2011, and in that game, fellow rookie **Karl Klug** (fifth round, Iowa) notched his only start.

At middle linebacker, former Miami (Fla.) product **Colin McCarthy** (fourth round) recorded seven starts, all coming in the last eight weeks.

The team's 2011 defensive rookie class notched the most total starts since the 1999 campaign.

Number of Titans rookie defensive starts since 1999:

Season	Total	Individual Starts
2011	39	LB Akeem Ayers (16), DT Jurrell Casey (15), LB Colin McCarthy (7), DT Karl Klug (1)
2010	12	CB Alterraun Verner (12)
2009	10	LB Gerald McRath (5), CB Jason McCourty (3), CB Ryan Mouton (2)
2008	3	DT Jason Jones (3)
2007	11	S Michael Griffin (11)
2006	8	LB Stephen Tulloch (3), DE Sean Conover (2), CB Cortland Finnegan (2), DT Jesse Mahelona (1)
2005	23	CB Pacman Jones (13), CB Reynaldo Hill (10)
2004	25	DT Randy Starks (8), DE Antwan Odom (7), CB Michael Waddell (4), DE Travis LaBoy (2), DE Bo Schobel (2), LB Robert Reynolds (1), CB Rich Gardner (1)
2003	2	CB Andre Woolfolk (2)
2002	33	S Tank Williams (16), DE Carlos Hall (13), DT Albert Haynesworth (3), LB Rocky Calmus (1)
2001	15	CB Andre Dyson (12), S Joe Walker (3)
2000	1	S Bobby Myers (1)
1999	19	DE Jevon Kearse (16), DT John Thornton (3)

2012 NFL STRENGTH OF SCHEDULE

Toughest NFL schedules by measure of 2011 results:

Team	Opponents' 2011 ...		
	Pct.	Wins	Losses
1. New York Giants	0.547	140	116
2. Denver Broncos	0.543	139	117
3. Cleveland Browns	0.527	135	121
4. Baltimore Ravens	0.523	134	122
St. Louis Rams	0.523	134	122
6. Philadelphia Eagles	0.516	132	124
7. Carolina Panthers	0.513	123	117
8. Arizona Cardinals	0.512	131	125
Minnesota Vikings	0.512	131	125
10. San Diego Chargers	0.504	121	119
New Orleans Saints	0.504	129	127
Seattle Seahawks	0.504	129	127
Dallas Cowboys	0.504	129	127
14. Cincinnati Bengals	0.500	128	128
Indianapolis Colts	0.500	128	128
Jacksonville Jaguars	0.500	128	128
Pittsburgh Steelers	0.500	128	128
18. Oakland Raiders	0.496	127	129
Miami Dolphins	0.496	127	129
20. Chicago Bears	0.492	126	130
Detroit Lions	0.492	126	130
Kansas City Chiefs	0.492	126	130
New York Jets	0.492	126	130
24. Atlanta Falcons	0.488	125	131
Washington Redskins	0.488	125	131
San Francisco 49ers	0.488	125	131
27. Tampa Bay Buccaneers	0.484	124	132
28. Tennessee Titans	0.480	123	133
29. Houston Texans	0.473	121	135
Buffalo Bills	0.473	121	135
31. Green Bay Packers	0.469	120	136
32. New England Patriots	0.453	116	140

TOP WINNING PERCENTAGES SINCE 1999

The Titans are seventh in the NFL in regular season winning percentage in the "Titans era"—since the start of the 1999 season. They trail only the New England Patriots, Indianapolis Colts, Pittsburgh Steelers, Green Bay Packers, Philadelphia Eagles and Baltimore Ravens.

Top NFL regular season winning percentage from 1999 through 2011:

Team	Wins	Losses	Ties	Pct
1. New England Patriots	147	61	0	.707
2. Indianapolis Colts	140	68	0	.673
3. Pittsburgh Steelers	133	74	1	.642
4. Green Bay Packers	128	80	0	.615
5. Philadelphia Eagles	126	81	1	.608
6. Baltimore Ravens	124	84	0	.596
7. Tennessee Titans	119	89	0	.572
8. New York Giants	114	94	0	.548
9. Denver Broncos	111	97	0	.534
10. New Orleans Saints	110	98	0	.529
San Diego Chargers	110	98	0	.529

13 YEARS OF SELLOUTS AT LP FIELD

If the Titans sell out every game at LP Field in 2012, the team's sellout streak will extend to 144 games—every preseason, regular season and postseason game since the 69,143-seat stadium opened in 1999.

In the regular season, the Titans are 65-39 (.625) at LP Field. They are 2-2 (.667) in the postseason and 21-7 (.750) in the preseason.



The Titans at LP Field (1999-present):

Games	Total	Record	Pct.
Preseason	28	21-7	.750
Regular Season	104	65-39	.625
Postseason	4	2-2	.500

Titans/Oilers all-time regular-season record by home venue:

Stadium	Seasons	W-L-T	Pct.
Jeppesen Stadium	1960-1964	25-11-0	.694
Rice Stadium	1965-1967	11-10-0	.524
Astrodome	1968-1996	113-103-2	.523
Liberty Bowl	1997	6-2-0	.750
Dudley Field (Vanderbilt Stadium)	1998	3-5-0	.375
LP Field	1999-2012	65-39-0	.625

RECORD vs. AFC SOUTH

The 2011 season marked the 10th year of the AFC South. In those 10 seasons, the Titans built a cumulative record of 32-28 (.533) within the division.

The Titans finished 3-3 against division foes in 2011, earning a split of each series with the Indianapolis Colts, Jacksonville Jaguars and Houston Texans.

In the "post-merger" era, the team played in the AFC Central from 1970-01 and in the newly-created AFC South from 2002-present.

Titans year-by-year record within the AFC South (2002-present):

Season	Record vs. AFC South	Season	Record vs. AFC South
2012	0-0	2006	4-2
2011	3-3	2005	2-4
2010	2-4	2004	1-5
2009	2-4	2003	4-2
2008	4-2	2002	6-0
2007	4-2	Totals	32-28 (.533)

PLAYING THE NFC

Since the NFL realigned its divisions in 2002, the Titans have a 28-12 record against the NFC.

In 2012, they play every team from the NFC North. They host the Detroit Lions Sept. 23, play at the Minnesota Vikings Oct. 7, host the Chicago Bears Nov. 4 and visit the Green Bay Packers Dec. 23.

In 2011, the Titans faced every team from the NFC South and went 2-2. They defeated the Carolina Panthers and Tampa Bay Buccaneers, and they lost to the Atlanta Falcons and New Orleans Saints. It marked the ninth time in 10 years they were .500 or better against the NFC.

Tennessee's results vs. current NFC divisions since 2002 realignment:

Year	vs. Division	Record
2012	NFC North	0-0
2011	NFC South	2-2
2010	NFC East	3-1
2009	NFC West	4-0
2008	NFC North	4-0
2007	NFC South	3-1
2006	NFC East	3-1
2005	NFC West	1-3
2004	NFC North	2-2
2003	NFC South	4-0
2002	NFC East	2-2
Total		28-12

INTERCONFERENCE RECORDS, 2002-11

Since divisional realignment in 2002, the Titans own one of the NFL's top interconference records. Their success against the NFC includes a franchise-best 12-game winning streak from 2007 to 2010.

Highest winning percentage in interconference games (AFC teams vs. NFC, NFC teams vs. AFC) since realignment in 2002:

Team	Wins	Losses	Ties	Pct
1. New England Patriots	35	5	0	.875
2. Pittsburgh Steelers	28	11	1	.713
3. Tennessee Titans	28	12	0	.700
4. Indianapolis Colts	27	13	0	.675
5. Baltimore Ravens	25	15	0	.625
6. Atlanta Falcons	24	15	1	.613
7. San Diego Chargers	23	17	0	.575
8. Cincinnati Bengals	22	17	1	.563
Philadelphia Eagles	22	17	1	.563
10. New Orleans Saints	22	18	0	.550
New York Giants	22	18	0	.550

TITANS & TURNOVER DIFFERENTIAL

Since 1999, the Titans have had an even turnover ratio or better in eight of 13 full seasons. The Titans have not finished below .500 in any of the eight seasons with an even or positive turnover differential.

Titans turnovers and takeaways since 1995:

Season	Takeaways	Turnovers	Differential
2012 (0-0)	0	0	-
2011 (9-7)	23	22	+1
2010 (6-10)	25	29	-4
2009 (8-8)	27	31	-4
2008 (13-3)	31	17	+14
2007 (10-6)	34	34	0
2006 (8-8)	28	26	+2
2005 (4-12)	20	26	-6
2004 (5-11)	30	31	-1
2003 (12-4)	34	21	+13
2002 (11-5)	29	25	+4
2001 (7-9)	24	28	-4
2000 (13-3)	30	30	0
1999 (13-3)	40	22	+18
Total Differential			+33

Within individual games, the Titans' fortunes have turned dramatically with turnovers. **They currently own a 37-game winning streak in games in which they are plus-two or better in turnovers.** The last game they lost with a margin of at least plus two was against the Cleveland Browns on Sept. 22, 2002 (plus four).

Record by turnover differential in Titans games since 2005:

Turnover	Record Since 2005								8-Year
Differential	'05	'06	'07	'08	'09	'10	'11	'12	Totals
-4 or more	0-1	0-0	0-0	0-0	0-1	0-1	0-0	0-0	0-3
-3	0-1	0-2	1-0	0-0	0-0	0-1	0-0	0-0	1-4
-2	0-1	1-3	1-3	1-0	0-5	0-3	1-2	0-0	4-17
-1	0-4	0-1	2-2	0-1	3-0	0-2	0-1	0-0	5-11
0	1-3	2-0	1-0	4-1	0-1	1-2	3-4	0-0	12-11
+1	2-2	0-2	1-1	3-1	1-1	2-1	2-0	0-0	11-8
+2	0-0	3-0	1-0	3-0	2-0	0-0	3-0	0-0	12-0
+3	1-0	0-0	1-0	1-0	0-0	2-0	0-0	0-0	5-0
+4 or more	0-0	2-0	2-0	1-0	2-0	1-0	0-0	0-0	8-0

RUSHING YARDS PER GAME SINCE 1997

The Titans have been one of the NFL's top rushing teams since **Mike Munchak** began coaching the offensive line in 1997, consistently present in the league's Top 10 in rushing yards per game.

Most rushing yards per game, 1997-present:

Team	Rushing Yards Per Game
1. Denver Broncos	136.0
2. Pittsburgh Steelers	130.4
3. Minnesota Vikings	127.6
4. Jacksonville Jaguars	127.6
5. Atlanta Falcons	124.8
6. Kansas City Chiefs	124.6
7. Tennessee Titans	122.2
8. Baltimore Ravens	120.6
9. New York Giants	120.4
10. San Francisco 49ers	120.3

MOST 1,000-YARD RUSHERS SINCE 1996

In 2011, Titans running back **Chris Johnson** recorded his fourth consecutive season to reach the 1,000-yard rushing mark. His season continues an impressive run of Titans running backs reaching the 1,000-yard mark.

The Titans selected former running back **Eddie George** in the first round of the 1996 NFL Draft, and since that time, no team has had more 1,000-yard rushing seasons than the Titans.

George went over 1,000 yards seven times during his career (1996-00, 2002-03). Following his departure, **Chris Brown** (2004), **Travis Henry** (2006), **LenDale White** (2007) and Johnson (2008-11) all have reached the mark.

That gives the Titans an NFL-high 14 seasons with a 1,000-yard rusher from 1996 through the 2011 campaign.

Most individual 1,000-yard rushing seasons, 1996-2011:

Team	1,000-Yard Seasons
1. Tennessee Titans	14
2. New York Jets	13
3. Cincinnati Bengals	12

FEWEST SACKS PER PASS PLAY SINCE '97

Titans head coach **Mike Munchak** took over the team's offensive line in 1997 and held that post through the 2010 season. In 2011, he hired his former teammate, **Bruce Matthews**, to take control of the line.

Since the start of the 1997 campaign, the Titans have been one of the NFL's best in percentage of sacks allowed on passing plays.

Lowest sack percentage (per passing play), 1997-present:

Team	Sack Total	Sack Percentage
1. Indianapolis Colts	340	3.9
2. Green Bay Packers	451	5.0
3. Tennessee Titans	420	5.3
4. New York Giants	478	5.6
5. Denver Broncos	466	5.6

The Titans continued the trend in 2011, ranking third in fewest sacks per pass play. They tied the Saints behind only the Bills for fewest total sacks allowed in 2011 with 24.

Lowest sack percentage (per passing play), 2011:

Team	Sack Total	Sack Percentage
1. New Orleans Saints	24	3.5
2. Buffalo Bills	23	3.8
3. Tennessee Titans	24	3.9
4. Atlanta Falcons	26	4.2
5. Cincinnati Bengals	25	4.5

STOPPING THE RUN IN THE "TITANS ERA"

In the "Titans era" (1999-present), the Titans have been one of the NFL's top teams in defending the run, ranking fifth with 104.9 rushing yards per game allowed.

Fewest rushing yards allowed per game, 1999-present:

Team	Rushing yards Allowed Per Game
1. Baltimore Ravens	88.7
2. Pittsburgh Steelers	90.4
3. San Diego Chargers	101.8
4. Minnesota Vikings	102.1
5. Tennessee Titans	104.9

SACKS IN HOME CONTESTS

LP Field has been a tough venue for opposing offenses since it opened in 1999. Since then, the Titans rank fifth in the NFL in sacking opposing quarterbacks in home games.

Most sacks in homes games since LP Field opened in 1999:

Team	Sacks in Home Games
1. Baltimore Ravens	289
2. Miami Dolphins	281
3. New York Giants	274
4. Pittsburgh Steelers	274
5. Tennessee Titans	270
Philadelphia Eagles	270

MOST INTERCEPTIONS SINCE 2007

Since the start of the 2007 season, the Titans have been one of the NFL's best teams in intercepting opposing quarterbacks, tying for sixth place with 90 interceptions.

Most interceptions, 2007-present:

Team	Int	Yds	Avg	Lg	TD
1. Green Bay Packers	126	2,181	17.3	99t	17
2. Baltimore Ravens	99	1,499	15.1	107t	12
New England Patriots	99	1,434	14.5	91t	12
4. Chicago Bears	92	1,200	13.0	85t	8
San Diego Chargers	92	1,151	12.5	70t	9
6. Tennessee Titans	90	1,519	16.9	99t	11
Tampa Bay Buccaneers	90	1,294	14.4	84	12
8. Philadelphia Eagles	89	1,134	12.7	83t	6
9. Buffalo Bills	87	1,296	14.9	76t	13
10. Atlanta Falcons	82	1,203	14.7	95t	7

TOUCHDOWNS ON RETURNS

During the franchise's "Titans era" (1999-present), the Titans have been one of the NFL's best in return touchdowns. They have reached the end zone 57 times on interceptions, fumble returns and on special teams.

The Titans had four return touchdowns in 2011: an interception return for a score by **Jordan Babineaux**, a blocked punt return for a touchdown by **Jason McCourty**, a punt return for a touchdown by **Marc Mariani** and a kickoff return for a touchdown by **Tommie Campbell**.

Most touchdowns on returns (kickoffs, punts, field goals, interceptions, fumbles, blocked kicks), 1999-present:

Team	Return TDs
1. Chicago Bears	70
2. Baltimore Ravens	64
3. Green Bay Packers	60
4. New England Patriots	58
5. Tennessee Titans	57
Arizona Cardinals	57

TITANS BY THE NUMBERS

.714

Titans' winning percentage in seven Kickoff Weekend games played at LP Field (5-2).

8,478

Area, in feet, of each new HD video screen at LP Field (157 feet wide by 54 feet tall), making the screens the largest in the world among outdoor stadiums and the second-largest currently in the NFL (Dallas). They are the equivalent of a 1,992-inch television screen.

137

Consecutive sold out Titans games at LP Field, including this week's game and every other preseason, regular season and playoff contest since the stadium opened in 1999.

7,071

Career scrimmage yards by **Chris Johnson**. Only three players in NFL history have recorded more scrimmage yards in their first four seasons: **LaDainian Tomlinson** (7,921), **Eric Dickerson** (7,842) and **Terrell Davis** (7,594).

1,023

Receiving yards in 2011 by wide receiver **Nate Washington**, who set a career high and became the first Titans player to reach the 1,000-yard receiving mark since **Drew Bennett** (1,247) and **Derrick Mason** (1,168) in 2004.

10

Active consecutive games streak by **Rob Bironas** with at least one field goal of 40-plus yards, the longest-such streak in NFL history.

39

Total number of starts in 2011 by Titans rookies on defense, which led the NFL (16 by linebacker **Akeem Ayers**, 15 by defensive tackle **Jurrell Casey**, seven by linebacker **Colin McCarthy** and one by defensive tackle **Karl Klug**).

112

Consecutive starts by left tackle **Michael Roos**, who has the second-longest current streak among all NFL offensive tackles (176 by **Jeff Backus**).

759

Receiving yards in 2011 by tight end **Jared Cook**, who ranks second in franchise history in single-season receiving yards by a tight end (768 by **Frank Wycheck** in 1998).

117

Team-leading tackle total in 2011 by safety **Jordan Babineaux**.

7

Career Pro Bowls for guard **Steve Hutchinson**, who the Titans signed in March as a free agent. Hutchinson has played five years with the Seattle Seahawks and six years with the Minnesota Vikings.

42.5

Career sacks by Titans free agent acquisition **Kameron Wimbley**, a defensive end who has played for the Cleveland Browns and Oakland Raiders.



TITANS QUARTERBACKS

No.	Name	Ht	Wt	Exp	College
8	Hasselbeck, Matt	6-4	225	14	Boston College
10	Locker, Jake	6-3	234	2	Washington
11	Smith, Rusty	6-5	226	3	Florida Atlantic

#10 • QB JAKE LOCKER

[CLICK FOR COMPLETE BIO \(PDF\)](#)

Jake Locker was named the starting quarterback job in his second NFL season. It is the role the Titans envisioned for him when they chose him with the eighth overall selection in the 2011 NFL Draft.

As a rookie, Locker passed for 542 yards and four touchdowns without throwing an interception, and he added 56 yards and one rushing touchdown. Appearing in five total contests as a back-up to **Matt Hasselbeck**, he played late in games at Cleveland (10/2) and against Houston (10/23) and saw more significant playing time at Atlanta (11/20), against New Orleans (12/11) and at Indianapolis (12/18).

Against the Saints on Dec. 11, he passed for 282 yards, the second-highest total in franchise history by a rookie signal caller (331 by **Jacky Lee** on Nov. 25, 1960).

Prior to his NFL career, Locker played four seasons at the University of Washington. Locker started 40 games and helped turn a once-struggling program into a unit that won a bowl game in Locker's final collegiate appearance.

By the end of his career with the Huskies, Locker was at or near the top of most of the team's passing charts. He ranks second all-time with 7,639 career passing yards and also ranks second in career attempts (1,148), completions (619) and touchdown passes (53).

Additionally, he set the school's records for rushing yards by a quarterback in a season (986 in 2007) and career (1,939). His 29 career rushing touchdowns rank third all-time, regardless of position.


In total offense, Locker ranks second in Huskies history in career yards (9,578), attempts (1,601) and yards per game (239.5).

He was responsible for 496 career points (includes rushing and passing touchdowns), second-most in UW history behind **Cody Pickett**.

As a senior in 2010, he completed 184 of 332 passes for 2,265 yards with 17 touchdowns. More importantly, he fulfilled his commitment to return the team to a bowl game after his team suffered through an 0-12 campaign in 2008. The Huskies played Nebraska in the 2010 Holiday Bowl and won 19-7.

As a junior in 2009, Locker connected on a career-best 230 of 395 passes for 2,800 yards with 21 touchdowns. He earned All-Pac-10 honorable mention and was a semifinalist for the Davey O'Brien Quarterback Award.

A native of Ferndale, Wash., Locker was also a highly-touted baseball prospect. He was drafted twice by the Los Angeles Angels—in the 40th



round in 2006 coming out of Ferndale High School and again in the 10th round of the 2009 draft.

2012 Preseason Highlights:

➤ **At Seattle (8/11)**, returned to his home state and played the entire second quarter. He completed seven of 13 passes for 80 yards and a passer rating of 72.6.

➤ **At Tampa Bay (8/17)**, recorded his first start and completed four of 11 passes for 21 yards and one interception. He added 24 rushing yards, including a 21-yard scramble to help set up a touchdown in the first quarter.

➤ **Against Arizona (8/23)**, played the entire first half and one series in the third quarter. His statistics included 20 attempts for 11 completions, 134 yards, two touchdowns, no interceptions and a 109.2 passer rating. He completed a 10-yard touchdown pass to Kendall Wright in the first quarter and a 28-yard touchdown pass to Nate Washington in the second quarter.

➤ **Against New Orleans (8/30)**, played two quarters and completed nine of 16 passes for 81 yards (70.1 passer rating). He also rushed twice for 22 yards.

ROOKIE PASSING YARDS IN A GAME

Against the New Orleans Saints on Dec. 11, Titans quarterback **Jake Locker** came off the bench to pass for 282 yards. The total was the second-highest in franchise history by a rookie signal caller and the highest since 1960. **Jacky Lee** passed for 331 yards at Boston on Nov. 25, 1960.

Most single-game passing yards by a rookie, franchise history:

Player	Date/Opponent	Passing Yards
1. Jacky Lee	11/25/60 at Boston	331
2. Jake Locker	12/11/11 vs. New Orleans	282
3. Jacky Lee	11/20/60 vs. Denver	281
4. Brent Pease	10/4/87 at Denver	260
5. Dan Pastorini	11/7/71 at New England	260

Locker's 2012 Preseason Statistics:

Year	GP	GS	Att	Cmp	Pct	Passing										Rushing				
						Yds	Yd/Att	TD	TD%	Int	Int%	Lg	Sack	Lost	Rate	Att	Yds	Avg	Lg	TD
2012	4	3	31	60	51.7	316	5.3	2	3.3	1	1.7	35	0	0	71.3	6	57	9.5	21	0

Locker's Career Regular Season Statistics:

Year	GP	GS	Att	Cmp	Pct	Passing										Rushing				
						Yds	Yd/Att	TD	TD%	Int	Int%	Lg	Sack	Lost	Rate	Att	Yds	Avg	Lg	TD
2011	5	0	66	34	51.5	542	8.2	4	6.1	0	0.0	54	5	37	99.4	8	56	7.0	17	1
2012	0	0	0	0	-	0	-	0	-	0	-	-	0	0	-	0	0	-	-	0
Totals	5	0	66	34	51.5	542	8.2	4	6.1	0	0.0	54	5	37	99.4	8	56	7.0	17	1

"FRANCHISE" QUARTERBACK HISTORY

Jake Locker hopes to add his name to the list of quarterbacks that have flourished over time as "franchise" quarterbacks with the Oilers or Titans. Since the team's inception in 1960, there have been four quarterbacks prior to Locker who have received lasting notoriety as such. They are **George Blanda**, **Dan Pastorini**, **Warren Moon** and **Steve McNair**. Each played in at least 98 games for the team and attempted over 2,500 passes.

The statistics for each quarterback as a member of the franchise are listed below:

Warren Moon (1984-93)

G	Att	Cmp	Pct	Yds	TD	Int	Rate
141	4,546	2,632	57.9	33,685	196	166	80.4

Steve McNair (1995-05)

G	Att	Cmp	Pct	Yds	TD	Int	Rate
139	3,871	2,305	59.5	27,141	156	103	83.3

Dan Pastorini (1971-79)

G	Att	Cmp	Pct	Yds	TD	Int	Rate
125	2,768	1,426	51.5	16,864	96	139	61.0

George Blanda (1960-66)

G	Att	Cmp	Pct	Yds	TD	Int	Rate
98	2,784	1,347	48.4	19,149	165	189	62.5

#8 • QB MATT HASSELBECK

[CLICK FOR COMPLETE BIO \(PDF\)](#)

Quarterback **Matt Hasselbeck** is in his 14th NFL season and his second campaign with the Titans. He was signed as an unrestricted free agent from the Seattle Seahawks on July 29, 2011.

During his first campaign with the Titans, Hasselbeck started 16 games for the fourth time in his career and had one of the best seasons in franchise history by a quarterback. His 3,571 yards made up the fourth-highest total in team history, as did his attempts (518), while his completions (319) ranked third for the franchise. His 18 touchdowns passes were the most since 2004 (**Billy Volek**), and with 28 completions of 25 yards or more, Hasselbeck had the highest big-play total since **Steve McNair** in 2001 (32).

Prior to his arrival in Tennessee, Hasselbeck spent 10 years in Seattle (2001-10), where he guided the Seahawks to six playoff appearances. While doing so, he became the club's all-time leader in most passing categories, including passing yards (29,434), attempts (4,250) and completions (2,559).

Hasselbeck led the Seahawks to the NFC West title in 2010. He started both postseason games to become Seahawks' all-time leader in postseason games played and started (11). In a Wild Card victory over New Orleans (1/8), he set a franchise postseason single-game record with four touchdown passes.

Hasselbeck has been named to three Pro Bowls during his career, including after the 2007 campaign, when he set career-highs for attempts (562), completions (352), passing yards (3,966) and touchdown passes (28).

In 2005, Hasselbeck guided the Seahawks to the Super Bowl for the first time in franchise history. He led the NFC and set a career-best with a 98.2 passer rating and was named the starter for the NFC Pro Bowl squad.

In 2003, he started all 16 games for the first time in his career and subsequently earned his first Pro Bowl nod. That year he helped the Seahawks record their first-ever undefeated home record and put up four 300-yard passing games.

Hasselbeck was originally selected by the Green Bay Packers in the sixth round (187th overall) of the 1998 NFL Draft. After spending the 1998 season on Green Bay's practice squad, he served as Brett Favre's backup on the Packers for two years. On March 2, 2001, he was traded to Seattle.

The Westwood, Mass., native attended Boston College, where he was

a two-year starter and became the school's fifth all-time leading passer with 4,548 yards.

2012 Preseason Highlights:

- **At Seattle (8/11)**, returned to face his former team of 10 seasons and played a total of three series. He completed five of nine passes for 45 yards with a pair of interceptions.
- **At Tampa Bay (8/17)**, completed four passes for 29 yards on five attempts. He played during the team's final drive of the first half and opening drive of the second half.
- **Against Arizona (8/23)**, played in the second half and completed one of four passes for 10 yards.
- **Against New Orleans (8/30)**, played in the second and third quarters and completed three of four passes for 19 yards.

ACTIVE PASSING YARDS LEADERS

At the start of his 14th NFL season, **Matt Hasselbeck** is among the league's active leading passers. He currently ranks fourth in career passing yards.

NFL's active leaders in career passing yards:

Player	Career Passing Yards
1. Peyton Manning	54,828
2. Drew Brees	40,742
3. Tom Brady	39,979
4. Matt Hasselbeck	33,150
5. Mark Brunell	32,072

HASSELBECK'S CAREER 300-YARD GAMES

Matt Hasselbeck owns 24 career 300-yard passing games, including two in the playoffs:

Date	Opp	Att	Cmp	Pct	Yds	TD	Int	Rate
12/29/02	@SD	53	36	67.9	449	2	2	90.8
12/01/02	@SF	55	30	54.5	427	3	2	82.9
12/06/04	Dal	40	28	70.0	414	3	0	128.5
11/21/10	@NO	44	32	72.7	366	1	0	104.9
11/24/02	KC	36	25	69.4	362	3	0	129.6
10/14/07	NO	43	26	60.5	362	2	1	93.4
11/18/11	Bal	42	30	71.4	358	1	1	95.1
12/24/11	Jax	40	24	60.0	350	1	2	76.0
10/17/04	@NE	50	27	54.0	349	0	2	59.5
10/26/03	@Cin	43	26	60.5	344	3	3	80.0
01/08/05*	StL	43	27	62.8	341	2	1	93.3
11/18/07	Chi	44	30	68.2	337	2	0	106.0
12/12/04	@Min	34	23	67.6	334	3	2	104.3
11/23/03	@Bal	41	23	56.1	333	5	0	122.3
11/14/10	@Ari	34	22	64.7	333	1	0	106.6
11/08/09	Det	51	39	76.5	329	1	1	91.1
11/30/03	Cle	35	26	74.3	328	3	1	119.7
11/04/07	@Cle	47	30	63.8	318	2	1	88.8
10/09/05	@StL	38	27	71.1	316	2	0	113.5
12/27/03	@SF	37	24	64.9	315	2	2	87.1
11/15/09	@Ari	52	26	50.0	315	1	2	59.4
09/25/11	Den	36	27	75.0	311	2	0	119.1
01/04/04*	@GB	45	25	55.6	305	0	1	67.4
12/22/02	StL	32	20	62.5	303	1	0	104.0

* Playoff Game

Hasselbeck's 2012 Preseason Statistics:

Year	Team	GP	GS	Att	Cmp	Pct	Yds	Yd/A	TD	TD%	Int	Int%	Lg	Sack	Lost	Rate
2012	Ten	4	1	22	13	59.1	103	4.7	0	0.0	2	9.1	18	1	11	33.0

Hasselbeck's Career Regular Season Passing Statistics:

Year	Team	GP	GS	Att	Cmp	Pct	Yds	Yd/A	TD	TD%	Int	Int%	Lg	Sack	Lost	Rate
1999	GB	16	0	10	3	30.0	41	4.1	1	10.0	0	0.0	19	1	9	77.5
2000	GB	16	0	19	10	52.6	104	5.5	1	5.3	0	0.0	27t	1	2	86.3
2001	Sea	13	12	321	176	54.8	2,023	6.3	7	2.2	8	2.5	64	38	251	70.9
2002	Sea	16	10	419	267	63.7	3,075	7.3	15	3.6	10	2.4	49	26	143	87.8
2003	Sea	16	16	513	313	61.0	3,841	7.5	26	5.1	15	2.9	80t	42	246	88.8
2004	Sea	14	14	474	279	58.9	3,382	7.1	22	4.6	15	3.2	60	30	155	83.1
2005	Sea	16	16	449	294	65.5	3,459	7.7	24	5.3	9	2.0	56	24	154	98.2
2006	Sea	12	12	371	210	56.6	2,442	6.6	18	4.9	15	4.0	72t	34	229	76.0
2007	Sea	16	16	562	352	62.6	3,966	7.1	28	5.0	12	2.1	65	33	204	91.4
2008	Sea	7	7	209	109	52.2	1,216	5.8	5	2.4	10	4.8	34	19	119	57.8
2009	Sea	14	14	488	293	60.0	3,029	6.2	17	3.5	17	3.5	53	32	209	75.1
2010	Sea	14	14	444	266	59.9	3,001	6.8	12	2.7	17	3.8	87t	29	175	73.2
2011	Ten	16	16	518	319	61.6	3,571	6.9	18	3.5	14	2.7	80t	19	153	82.4
2012	Ten	0	0	0	0	-	0	-	0	-	0	-	-	0	0	-
Totals		186	147	4,797	2,891	60.3	33,150	6.9	194	4.0	142	3.0	87t	328	2,049	82.2

Hasselbeck's Career Playoff Passing Statistics:

Year	Team	GP	GS	Att	Cmp	Pct	Yds	Yd/A	TD	TD%	Int	Int%	Lg	Sack	Lost	Rate
2003	Sea	1	1	45	25	55.6	305	6.78	0	0.0	1	2.2	34	2	14	67.4
2004	Sea	1	1	43	27	62.8	341	7.93	2	4.7	1	2.3	25	3	9	93.3
2005	Sea	3	3	103	62	60.2	707	6.86	4	3.9	1	1.0	37	5	30	89.7
2006	Sea	2	2	69	36	52.2	435	6.30	3	4.3	3	4.3	37t	3	16	68.2
2007	Sea	2	2	65	39	60.0	423	6.51	2	3.1	2	3.1	35	3	24	76.6
2010	Sea	2	2	81	48	59.3	530	6.54	7	8.6	1	1.2	46	3	22	102.4
Totals		11	11	406	237	58.4	2,741	6.75	18	4.4	9	2.2	46	19	115	84.4

QBs DRAFTED SIXTH ROUND OR LATER

In 13 NFL seasons, Titans quarterback **Matt Hasselbeck** has passed for more than 33,000 yards, putting him in the top 30 in NFL history.

Additionally, Hasselbeck also is one of the most prolific passers in league history among players who were either drafted in the sixth round or later, or who were undrafted.

A sixth-round pick (187th overall) by the Green Bay Packers in 1998, Hasselbeck trails only **Warren Moon** (undrafted; 49,325 yards), **Tom Brady** (sixth round; 38,660), **Dave Krieg** (undrafted; 38,147) and **Steve DeBerg** (10th round; 34,241) on the list. In the 2011 season finale at Houston (1/1/12), he passed **Steve Young** (undrafted; 33,124).

Most career NFL passing yards among players drafted in the sixth round or later (or undrafted):

Player	Draft Round (Team), Year	Yards
1. Warren Moon	Undrafted*, 1978	49,325
2. Tom Brady	6th Round (New England), 2000	39,337
3. Dave Krieg	Undrafted (Seattle), 1980	38,147
4. Steve DeBerg	10th Round (Dallas), 1977	34,241
5. Matt Hasselbeck	6th round (Green Bay), 1998	33,150
6. Steve Young	Undrafted*, 1984	33,124
7. Kurt Warner	Undrafted (Green Bay), 1994	32,344
8. Jon Kitna	Undrafted (Seattle), 1996	29,745
9. Brad Johnson	9th Round (Minnesota), 1992	29,054
10. Trent Green	8th Round (San Diego), 1993	28,475

*Moon originally signed with the CFL's Edmonton Eskimos in 1978. He signed with the Houston Oilers in 1984. Young signed with the USFL's L.A. Express in 1984 and was selected by Tampa Bay with the first pick in the NFL's 1984 Supplemental Draft of CFL & USFL players.



PASSING YARDS IN A SEASON, TEAM HISTORY

In 2011, **Matt Hasselbeck** became the only player in franchise history other than Hall of Famer **Warren Moon** to reach the 3,500-yard barrier. Moon accomplished the feat three times—all consecutively—from 1989 through 1991.

Hasselbeck's total of 3,571 passing yards in 2011 ranks fourth in franchise history and is the highest total of any Titans/Oilers quarterback in his first season with the franchise (rookie or free agent signee).

Most passing yards in a season, franchise history:

Player	Season	Passing Yards
1. Warren Moon	1991	4,690
2. Warren Moon	1990	4,689
3. Warren Moon	1989	3,631
4. Matt Hasselbeck	2011	3,571
5. Warren Moon	1986	3,489

ATTEMPTS & COMPLETIONS IN A SEASON

In addition to ranking fourth in single-season passing yards, **Matt Hasselbeck** in 2011 had the fourth-highest attempt total and third-highest completion total in Titans/Oilers history.

Most pass attempts in a season, franchise history:

Player	Season	Pass Attempts
1. Warren Moon	1991	655
2. Warren Moon	1990	584
3. Warren Moon	1993	520
4. Matt Hasselbeck	2011	518
5. George Blanda	1964	505

Most completions in a season, franchise history:

Player	Season	Completions
1. Warren Moon	1991	404
2. Warren Moon	1990	362
3. Matt Hasselbeck	2011	319
4. Warren Moon	1993	303
5. Steve McNair	2002	301

MATT HASSELBECK'S STARTING RECORD WHEN ...

Record When Hasselbeck...	2011	Regular Season	Playoffs	Overall Career
Starts at quarterback	9-7	78-69	5-6	83-75
Starts vs. division opponents	3-3	34-21	0-1	34-22
Passes for 300 or more yards	3-0	13-9	0-2	13-11
Completes 1 or more TD passes	8-4	69-43	5-5	74-48
Completes 2 or more TD passes	3-2	35-19	3-2	38-21
Completes 3 or more TD passes	1-0	14-5	1-1	15-6
Starts and passes for no INTs	4-2	39-21	2-2	41-23
Completes 70.0% of his passes	2-1	23-9	1-0	24-9
Has a passer rating of 80.0+	5-3	58-28	3-3	61-31
Has a passer rating of 90.0+	5-2	47-17	3-2	50-19
Has a passer rating of 100.0+	3-0	31-7	3-0	34-7
Sacked 0 times	2-3	11-8	2-0	13-8

#11 • QB RUSTY SMITH

[CLICK FOR COMPLETE BIO \(PDF\)](#)



Quarterback **Rusty Smith** is in his third NFL season in 2012.

As the team's No. 3 quarterback behind **Matt Hasselbeck** and **Jake Locker**, he was inactive in 15 games and did not play in one additional contest in 2011.

As a rookie in 2010, Smith saw action in two games, filling in for **Kerry Collins** and **Vince Young**.

He completed 20 of 40 passes for 200 yards. His lone start of the season came at Houston on Nov. 28.

Smith became the most prolific passer in Florida Atlantic University history during his four-year career with the Owls, amassing school records of 10,112 passing yards, 768 completions and 76 touchdowns. He led the Owls to back-to-back Bowl appearances for the first time from 2007-2008.

As a senior in 2009, he saw action in only seven games after suffering an injury to his non-throwing shoulder. Nevertheless, he completed 145 of 253 passes for 1,915 yards, 14 touchdowns and five interceptions.

During his junior season, Smith completed 234 of 435 passes for 3,224 yards and 24 touchdowns. That followed a sophomore campaign in which he was named 2007 Sun Belt Player of the Year and set FAU records for a season with 3,688 passing yards and 32 touchdowns. He led the Owls to their first ever Bowl appearance, a victory against Memphis in the New Orleans Bowl.

Smith, a Jacksonville, Fla., native, was selected with the first of the Titans' two sixth-round choices (176th overall) in the 2010 NFL Draft.

2012 Preseason Highlights:

➤ **At Tampa Bay (8/17)**, completed five passes for 86 yards and a touchdown on nine attempts (125.2 passer rating). He found Cameron Graham for a 15-yard score in the fourth quarter.

➤ **Against New Orleans (8/30)**, completed four passes for 27 yards on nine attempts in the second half.

Smith's 2012 Preseason Statistics:

Year	G/S	Att	Cmp	Pct	Yds	TD	Int	Sk/Yds	Rat
2012	3/0	28	16	57.1	189	1	0	2/13	89.7

Smith's Career Regular Season Statistics:

Year	G/S	Att	Cmp	Pct	Yds	TD	Int	Sk/Yds	Rat
2010	2/1	40	20	50.0	200	0	4	1/0	25.0
2011	0/0	0	0	-	0	0	0	0/0	-
Totals	2/1	40	20	50.0	200	0	4	1/0	25.0





RUNNING BACKS & FULLBACKS

No.	Name	Ht	Wt	Exp	College
23	Harper, Jamie	5-11	233	2	Clemson
28	Johnson, Chris	5-11	191	5	East Carolina
44	Johnson, Quinn (FB)	6-1	263	4	Louisiana State
39	Reynaud, Darius	5-9	201	4	West Virginia
21	Ringer, Javon	5-9	207	4	Michigan State

#28 • RB CHRIS JOHNSON

[CLICK FOR COMPLETE BIO \(PDF\)](#)

Running back **Chris Johnson** enters his fifth NFL season in 2012.

Johnson finished the 2011 season with 1,047 yards and four touchdowns on 262 carries (4.0 avg.). He became the third player in franchise history to rush for 1,000 yards in four consecutive seasons, joining **Eddie George** (five seasons from 1996-00) and **Earl Campbell** (four from 1978-81).

Additionally, Johnson became the 12th NFL player in the 16-game schedule era (since 1978) to record 1,000 or more rushing yards in his first four NFL seasons, following in the footsteps of **George**, **Campbell**, **Curtis Martin** (1995-04), **Barry Sanders** (1989-98), **LaDainian Tomlinson** (2001-08), **Eric Dickerson** (1983-89), **Corey Dillon** (1997-02), **Jamal Lewis** (2000-04), **Terrell Davis** (1995-98), **Adrian Peterson** (2007-10) and **Clinton Portis** (2002-05).

As a receiver out of the backfield in 2011, Johnson ranked second on the team with 57 catches for 418 yards. His reception total tied **Lorenzo White** (1992) and **Fred Willis** (1973) for third in franchise history among running backs, trailing only **Butch Woolfolk's** 80 receptions in 1985 and **Todd McNair's** 60 in 1995.

The former first-round draft choice continues to build his resume as one of the top running backs in franchise history—and arguably one of the best in NFL history. He already is the third all-time leading rusher in franchise history, trailing only **Earl Campbell** (8,574) and **Eddie George** (10,009). His 5,645 rushing yards rank 10th in NFL history through a player's first four NFL seasons, and only three players in NFL history have had more scrimmage yards in their first four campaigns than Johnson, who has 7,071. The three players ahead of him on the list are **LaDainian Tomlinson** (7,921), **Eric Dickerson** (7,842) and **Terrell Davis** (7,594). Since Johnson's arrival in the NFL in 2008, no player has more rushing yards than him.

In 2010, Johnson earned his third consecutive Pro Bowl berth. He started all 16 games for the second consecutive season. With 316 rushing attempts for 1,364 yards, he placed fourth on the NFL's rushing leaderboard and third in the AFC. His 11 rushing touchdowns tied for sixth in the NFL and fourth in the AFC. He also led the Titans in receptions for the second consecutive season, collecting 44 passes for 245 yards and one score.

In 2009, Johnson produced one of the greatest statistical seasons by a rusher in NFL history. Most notably, he became the sixth NFL player ever to reach 2,000 rushing yards in a season, totaling 2,006 yards and 14 touchdowns on 358 carries. Only **Dickerson** (2,105), **Lewis** (2,066), **Barry Sanders** (2,053) and **Terrell Davis** (2,008) have posted better rushing yardage totals in a season than Johnson. **O.J. Simpson** (2,003) is the only other member of the 2,000-yard club.

Within the group, Johnson is distinguished as the only player in NFL history to gain 2,000 rushing yards in a season and an additional 500 yards as a receiver. With 503 receiving yards, he set a new league record with 2,509 total scrimmage yards, surpassing **Marshall Faulk's** 1999 record output of 2,429 scrimmage yards.



Johnson came away with numerous awards and accolades in 2009, including Associated Press NFL Offensive Player of the Year, being named a starter in the Pro Bowl, a unanimous AP All-Pro selection and the FedEx Ground Player of the Year.

As a rookie in 2008, Johnson produced one of the most extraordinary campaigns by a rookie running back in Titans history. Only two players in team annals – **Campbell** (1,450) and **George** (1,368) – rushed for more yards in their rookie seasons than Johnson, the 24th overall selection in the 2008 NFL Draft. His total of 1,228 rushing yards was the third-highest in the AFC and eighth in the NFL in 2008, while his 4.9-yard average ranked first in the AFC, fourth in the NFL and sixth in franchise history. He was fifth in the AFC and 10th in the NFL with a total of 1,488 scrimmage yards. **Campbell** and **Johnson** are the only rookie running backs in franchise history to be named to the Pro Bowl.

In his career at East Carolina University, Johnson rushed for 2,982 yards and recorded an additional 1,296 receiving yards. At the NFL Scouting Combine in February 2008, he posted the fastest 40-yard dash of any prospect with a time of 4.24 seconds. The Titans selected him with the 24th overall pick in the 2008 NFL Draft.

2012 Preseason Highlights:

- **At Seattle (8/11)**, rushed five times for eight yards.
- **At Tampa Bay (8/17)**, played into the second quarter and rushed for 46 yards and two touchdowns on 10 carries. His first-quarter rushes included a 10-yard gain followed by a 14-yard touchdown run two plays later. In the second quarter, he added another 14-yard touchdown run.
- **Against Arizona (8/23)**, rushed 13 times for 27 yards.
- **Against New Orleans (8/30)**, did not play.

Johnson's 2012 Preseason Statistics:

Year	GP	GS	Att	Yds	Avg	Lg	TD	Rec	Yds	Avg	Lg	TD
2012	3	3	28	81	2.9	14t	2	0	0	-	-	0

Johnson's Career Regular Season Statistics:

Year	GP	GS	Att	Yds	Avg	Lg	TD	Rec	Yds	Avg	Lg	TD
2008	15	14	251	1,228	4.9	66t	9	43	260	6.0	25	1
2009	16	16	358	2,006	5.6	91t	14	50	503	10.1	69t	2
2010	16	16	316	1,364	4.3	76t	11	44	245	5.6	25	1
2011	16	16	262	1,047	4.0	48t	4	57	418	7.3	34	0
2012	0	0	0	0	-	-	0	0	0	-	-	0
Totals	63	62	1,187	5,645	4.8	91t	38	194	1,426	7.4	69t	4



MOST RUSHING YARDS, 2008-11

Since entering the NFL as a rookie in 2008, no NFL player has more rushing yards than Titans running back **Chris Johnson**.

Most rushing yards since the beginning of the 2008 season:

Player	Att	Yds	Avg	Lg	TD
1. Chris Johnson	1,187	5,645	4.8	91t	38
2. Adrian Peterson	1,168	5,411	4.6	80t	52
3. Michael Turner	1,189	5,281	4.4	81t	50
4. Maurice Jones-Drew	1,151	5,145	4.5	80t	40
5. Steven Jackson	1,167	4,844	4.2	58	22
6. Ray Rice	959	4,377	4.6	70t	24
7. Matt Forte	1,014	4,233	4.2	68t	21
8. Frank Gore	954	4,220	4.4	80t	27
9. Cedric Benson	1,109	4,176	3.8	46	21
10. Thomas Jones	1,019	4,088	4.0	71t	33

RUSHING YARDS IN FIRST FOUR SEASONS

Chris Johnson was one of the most productive running backs in NFL history over his first four seasons, totaling 5,645 yards on the ground. That total ranks 10th in NFL history for a player's initial four campaigns, trailing only the four-year totals of an elite group that includes **Eric Dickerson** (6,968), **Earl Campbell** (6,457), **Terrell Davis** (6,413), **Clinton Portis** (5,930), **LaDainian Tomlinson** (5,899), **Adrian Peterson** (5,782), **Jamal Lewis** (5,763), **Emmitt Smith** (5,699) and **Barry Sanders** (5,674).

Most rushing yards in a player's first FOUR seasons, NFL history:

Player	Team	Years	Rush Yards In First 4 Seasons
1. Eric Dickerson	L.A. Rams	1983-86	6,968
2. Earl Campbell	Houston	1978-81	6,457
3. Terrell Davis	Denver	1995-98	6,413
4. Clinton Portis	Den/Was	2002-05	5,930
5. LaDainian Tomlinson	San Diego	2001-04	5,899
6. Adrian Peterson	Minnesota	2007-10	5,782
7. Jamal Lewis	Baltimore	2000-04*	5,763
8. Emmitt Smith	Dallas	1990-93	5,699
9. Barry Sanders	Detroit	1989-92	5,674
10. Chris Johnson	Tennessee	2008-11	5,645

* Lewis did not play in 2001

FRANCHISE RUSHING LEADERS

In only four NFL seasons, **Chris Johnson** ranks third on the Titans/Oilers all-time rushing list.

All-time rushing yards leaders in franchise history:

Player	Seasons	Att	Yards	Avg	Lg	TD
1. Eddie George	1996-03	2,733	10,009	3.7	76	64
2. Earl Campbell	1978-84	1,979	8,574	4.3	81t	73
3. Chris Johnson	2008-11	1,187	5,645	4.8	91t	38
4. Lorenzo White	1988-94	1,000	4,079	4.1	44	29
5. Hoyle Granger	1966-72	773	3,514	4.5	69	18
6. Steve McNair	1995-05	614	3,439	5.6	71t	36
7. Mike Rozier	1985-90	910	3,426	3.8	41	27
8. Charley Tolar	1960-66	907	3,277	3.6	40	21

MOST CAREER 100-YARD RUSHING GAMES

Chris Johnson reached the 100-yard rushing mark four times in 2011 and 28 times during the first four years of his career. In franchise history, only **Earl Campbell** (39) and **Eddie George** (36) have more career 100-yard games than Johnson.

Most career 100-yard rushing games, franchise history:

Player	Seasons	100-Yard Games
1. Earl Campbell	1978-84	39
2. Eddie George	1996-03	36
3. Chris Johnson	2008-11	28
4. Hoyle Granger	1966-70, 1972	11
5. Mike Rozier	1985-90	8

CAREER RUSHING TDs, FRANCHISE HISTORY

At Buffalo on Dec. 4, 2011, Titans running back **Chris Johnson** passed **Steve McNair** (36 rushing touchdowns) for third place in franchise history in career rushing touchdowns.

Most career rushing touchdowns, franchise history:

Player	Seasons	Rushing TDs
1. Earl Campbell	1978-1984	73
2. Eddie George	1996-2003	64
3. Chris Johnson	2008-2011	38
4. Steve McNair	1995-2005	36
5. Lorenzo White	1988-1994	29
6. Mike Rozier	1985-1990	27
7. LenDale White	2006-2009	24
8. Warren Moon	1984-1993	21
Allen Pinkett	1986-1991	21
Charley Tolar	1960-1966	21

JOHNSON'S CAREER 100-YARD RUSHING GAMES

Date	Opp	Att.	Yds.	Avg.	Lg	TD
11/01/09	Jacksonville	24	228*	9.5	89t	2
09/20/09	Houston	16	197	12.3	91t	2
11/27/11	Tampa Bay	23	190	8.3	34	0
10/19/08	at Kansas City	18	168	9.3	66t	1
11/29/09	Arizona	18	154	8.6	85t	1
12/04/11	at Buffalo	23	153	6.7	48t	2
11/23/09	at Houston	29	151	5.2	36	0
09/12/10	Oakland	27	142	5.3	76t	2
12/25/09	San Diego	21	142	6.8	30t	1
12/07/08	Cleveland	19	136	7.2	33	1
11/08/09	at San Francisco	25	135	5.4	41	2
01/03/10	at Seattle	36	134	3.7	12	2
11/15/09	Buffalo	26	132	5.1	32	2
10/10/10	at Dallas	19	131	6.9	42	2
11/21/10	Washington	21	130	6.2	29	0
12/19/10	Houston	24	130	5.4	42	1
11/13/11	at Carolina	27	130	4.8	25	1
10/18/09	at New England	17	128	7.5	48	0
09/26/10	at N.Y. Giants	32	125	3.9	42	2
11/27/08	at Detroit	16	125	7.8	58t	2
11/14/10	at Miami	17	117	6.9	30	1
12/13/09	St. Louis	28	117	4.2	39	2
12/06/09	at Indianapolis	27	113	4.2	11	0
10/18/10	at Jacksonville	26	111	4.3	35	1
12/09/10	Indianapolis	22	111	5.0	37	1
09/14/08	at Cincinnati	19	109	5.7	51	0
12/20/09	Miami	29	104	3.6	14	0
10/02/11	at Cleveland	23	101	4.4	25	0

* Franchise record

SCRIMMAGE YARDS IN FIRST FOUR SEASONS

Chris Johnson totaled 5,645 rushing yards and 1,426 receiving yards in his first four NFL seasons (2008-11). In a player's first four seasons, Johnson's total of 7,071 scrimmage yards is surpassed by only three players in NFL history: **LaDainian Tomlinson** (7,921), **Eric Dickerson** (7,842) and **Terrell Davis** (7,594).

Most scrimmage yards in a player's first four seasons, NFL history:

Player	Years	Rushing	Receiving	Total
1. LaDainian Tomlinson	2001-04	5,899	2,022	7,921
2. Eric Dickerson	1983-86	6,968	874	7,842
3. Terrell Davis	1995-98	6,413	1,181	7,594
4. Chris Johnson	2008-11	5,645	1,426	7,071

CAREER TD RUNS OF 45-PLUS YARDS

On Dec. 4 at Buffalo, **Chris Johnson** scored on a 48-yard touchdown run. It was his ninth career touchdown run of at least 45 yards, tying him with **Ollie Matson** and **Paul Lowe** for the fourth-most in NFL history and trailing only **Barry Sanders** (18), **Jim Brown** (13) and **O.J. Simpson** (10).

Most career rushing touchdowns of at least 45 yards:

Player	45-Yd TD Runs
1. Barry Sanders	18
2. Jim Brown	13
3. O.J. Simpson	10
4. Chris Johnson	9
Ollie Matson	9
Paul Lowe	9

Chris Johnson's career rushing touchdowns of at least 45 yards:

Yards	Opponent	Date
91	vs. Texans	9/20/09
89	vs. Jaguars	11/1/09
85	vs. Cards	11/29/09
76	vs. Raiders	9/12/10
66	at Chiefs	10/19/08
58	at Lions	11/27/08
57	vs. Texans	9/20/09
52	vs. Jaguars	11/1/09
48	at Buffalo	12/4/11

2010 NFL RUSHING LEADERS

Titans running back **Chris Johnson** ranked fourth in the NFL (third in AFC) in rushing yards in 2010.

2010 NFL rushing leaders:

Player	Team	Att	Yds	Avg	Lg	TD
1. Arian Foster	Hou	327	1,616	4.9	74t	16
2. Jamaal Charles	KC	230	1,467	6.4	80	5
3. Michael Turner	Atl	334	1,371	4.1	55	12
4. Chris Johnson	Ten	316	1,364	4.3	76t	11
5. Maurice Jones-Drew	Jac	299	1,324	4.4	37	5
6. Adrian Peterson	Min	283	1,298	4.6	80t	12
7. Rashard Mendenhall	Pit	324	1,273	3.9	50t	13
8. Steven Jackson	StL	330	1,241	3.8	42t	6
9. Ahmad Bradshaw	NYG	276	1,235	4.5	48t	8
10. Ray Rice	Bal	307	1,220	4.0	50	5

CJ2K: THE YEAR AFTER

In 2009, **Chris Johnson** became the sixth player in NFL history to rush for 2,000 yards in a season. He carried the ball 358 times for a league-leading total of 2,006 yards and scored 14 touchdowns. The league's other 2,000-yard rushers include **Jamal Lewis** (2,066 yards in 2003), **Terrell Davis** (2,008 in 1998), **Barry Sanders** (2,053 in 1997), **Eric Dickerson** (2,105 in 1984) and **O.J. Simpson** (2,003 in 1973).

In 2010, Johnson totaled 1,364 rushing yards. Of all the previous 2,000-yard rushers, Johnson's yardage total the year after the 2,000-yard season is second only to **Barry Sanders'** 1998 campaign, when he gained 1,491 yards on the ground. Johnson also has the second-most touchdowns on the list (11) and tied for the highest average (4.3).

Production the following season by NFL's all-time 2,000-yard rushers:

Player	Year After 2,000	Att	Yds	Avg	TD	100-Yard Games
Chris Johnson	2010	316	1,364	4.3	11	8
Jamal Lewis	2004	235	1,006	4.3	7	4
Terrell Davis	1999	67	211	3.1	2	0
Barry Sanders	1998	343	1,491	4.3	4	8
Eric Dickerson	1985	292	1,234	4.2	12	5
O.J. Simpson	1974	270	1,125	4.2	3	4

TITANS' RECORD WHEN CHRIS JOHNSON ...

Record When Johnson	2012	2011	2010	2009	Regular 2008	Season	Playoffs
Starts at running back	0-0	9-7	6-10	8-8	12-2	35-27	0-1
Rushes for 100 or more yards	0-0	4-0	5-3	8-4	4-0	21-7	0-0
Rushes for 150 or more yards	0-0	2-0	0-0	3-1	1-0	6-1	0-0
Rushes for 200 or more yards	0-0	0-0	0-0	1-0	0-0	1-0	0-0
Rushes for 1 or more TDs	0-0	2-1	5-3	6-2	7-0	20-6	0-1
Rushes for 2 or more TDs	0-0	1-0	3-0	5-1	2-0	11-1	0-0
Rushes for 3 or more TDs	0-0	0-0	0-0	0-0	0-0	0-0	0-0
Rushes for 100 or more yards & 2 or more TDs	0-0	1-0	3-0	5-1	1-0	10-1	0-0
Records 1 or more TD receptions	0-0	0-0	0-1	1-1	1-0	2-2	0-0
Records 2 or more TD receptions	0-0	0-0	0-0	0-0	0-0	0-0	0-0
Records at least one rushing TD & receiving TD	0-0	0-0	0-0	1-1	0-0	1-1	0-0
Records at least 15 carries	0-0	7-1	6-7	8-7	12-0	33-15	0-0
Records at least 20 carries	0-0	5-0	5-3	7-3	1-0	18-6	0-0
Records at least 25 carries	0-0	1-0	3-0	6-1	0-0	10-1	0-0
Records at least 30 carries	0-0	0-0	1-0	1-0	0-0	2-0	0-0

MOST 100-YARD GAMES IN 2010

While **Chris Johnson** ranked fourth in the NFL in total rushing yards in 2010, he tied for the lead among all players with eight 100-yard rushing games. Houston's **Arian Foster** was the only other back to notch eight 100-yard games.

Johnson's eight 100-yard games in 2010 tied for fourth in Oilers/Titans history.

Most 100-yard rushing games in 2010:

Player	Team	100-Yard Games
1. Chris Johnson	Tennessee	8
Arian Foster	Houston	8
3. Maurice Jones-Drew	Jacksonville	7
Michael Turner	Atlanta	7
5. Darren McFadden	Oakland	6
6. Peyton Hillis	Cleveland	5
Adrian Peterson	Minnesota	5
8. (five tied with four 100-yard games)		

CONSECUTIVE 100-YARD RUSHING GAMES

Against the Raiders on Sept. 12, 2010, **Chris Johnson** rushed for 142 yards, marking the 12th consecutive game in which he reached 100 yards. The streak ended the following week against the Pittsburgh Steelers.

Johnson moved past **Marcus Allen** (11 games from 1985-86) for the second-longest streak in NFL history. Only **Barry Sanders** has fared better, gaining 100 or more rushing yards in 14 consecutive contests in 1997. The previous Titans/Oilers franchise record holder was **Earl Campbell**, who recorded seven consecutive 100-yard games in 1979.

Most consecutive 100-yard rushing games, NFL history:

Player	Team	Year(s)	Games
1. Barry Sanders	Detroit	1997	14
2. Chris Johnson	Tennessee	2009-10	12
3. Marcus Allen	L.A. Raiders	1985-86	11
4. Walter Payton	Chicago	1985	9
Fred Taylor	Jacksonville	2000	9
Deuce McAllister	New Orleans	2003	9
Larry Johnson	Kansas City	2005	9
LaDainian Tomlinson	San Diego	2006	9

2009 SUMMARY

Summary of Chris Johnson's 2009 achievements:

- With 2,509 scrimmage yards, broke **Marshall Faulk's** single-season NFL record (2,429 scrimmage yards in 1999).
- With 2,006 rushing yards, became one of six players in NFL history to record 2,000 rushing yards in a season.
- Broke **Earl Campbell's** single-season franchise rushing record (1,934 in 1980).
- Became the first player in NFL history to rush for 2,000 yards and record 500 receiving yards (503) in a season.
- Finished the season with 11 consecutive 100-yard rushing games, tied with **Marcus Allen** for second all-time. (**Barry Sanders** holds record with 14 consecutive 100-yard rushing games.)
- Set a new franchise record with 228 rushing yards on Nov. 1 against the Jaguars.
- In one season, became the first player in NFL history to record three rushing touchdowns of 85-plus yards in a career.
- Tied **Sid Blanks'** franchise record with a 91-yard touchdown run against the Texans on Sept. 20.
- Recorded the sixth-highest combined net yardage total (2,509) in NFL history (includes rushing, receiving, return yards).
- Scored 14 rushing touchdowns, tied with **Eddie George** (2000) for the third-highest total in franchise history.
- Ranks third in NFL history in rushing yards in a player's first two seasons with 3,234 yards.
- Led the Titans with 50 receptions, becoming only the fifth running back to lead the franchise in receptions and the first since 1995.

2,000-YARD CLUB

In 2009, **Chris Johnson** became the sixth player in NFL history to reach 2,000 rushing yards in a season. He went over 2,000 yards with a four-yard run Jan. 3 at Seattle. Averaging just over 125 yards per game, his 2,006-yard total ranks fifth in the history of the NFL, and he came within 99 yards of the all-time leader, **Eric Dickerson** (2,105 yards in 1984).

NFL all-time single-season rushing leaders:

Player	Year	Att	Yds	Avg	Lg	TD
1. Eric Dickerson	1984	379	2,105	5.6	66	14
2. Jamal Lewis	2003	387	2,066	5.3	82t	14
3. Barry Sanders	1997	335	2,053	6.1	82t	11
4. Terrell Davis	1998	392	2,008	5.1	70	21
5. Chris Johnson	2009	358	2,006	5.6	91t	14
6. O.J. Simpson	1973	332	2,003	6.0	80t	12

MOST RUSH YDS IN A SEASON, TEAM HISTORY

Chris Johnson's 2010 total of 1,364 rushing yards ranked ninth in franchise history. It gave Johnson three of the team's top 13 all-time single-season rushing totals.

In 2009, Johnson passed **Earl Campbell** to set the new franchise single-season rushing record. Campbell set the previous record with 1,934 yards in 1980.

Johnson's 1,228 rushing yards as a rookie in 2008 rank 13th in team annals.

Most rushing yards in a season, franchise history:

Player	Season	Att	Yds	Avg	Lg	TD
1. Chris Johnson	2009	358	2,006	5.6	91t	14
2. Earl Campbell	1980	373	1,934	5.2	55t	13
3. Earl Campbell	1979	368	1,697	4.6	61t	19
4. Eddie George	2000	403	1,509	3.7	35t	14
5. Earl Campbell	1978	302	1,450	4.8	81t	13
6. Eddie George	1997	357	1,399	3.9	30	6
7. Earl Campbell	1981	361	1,376	3.8	43	10
8. Eddie George	1996	335	1,368	4.1	76	8
9. Chris Johnson	2010	316	1,364	5.0	76t	11
10. Eddie George	1999	320	1,304	4.1	40	9
11. Earl Campbell	1983	322	1,301	4.0	42	12
12. Eddie George	1998	348	1,294	3.7	37t	5
13. Chris Johnson	2008	251	1,228	4.9	66t	9

2009 NFL RUSHING LEADERS

Titans running back **Chris Johnson** ranked first in the NFL with 2,006 rushing yards in 2009. It was the fifth time in team history a Titans/Oilers had a league rushing leader. Previously, **Billy Cannon** led the AFL in 1961 with 948 yards, and **Earl Campbell** led the NFL in three consecutive seasons from 1978 through 1980. Campbell's totals were 1,450 yards, 1,697 yards and 1,934 yards, respectively.

2009 NFL rushing leaders:

Player	Team	Att	Yds	Avg	Lg	TD
1. Chris Johnson	Ten	358	2,006	5.6	91t	14
2. Steven Jackson	StL	324	1,416	4.4	58	4
3. Thomas Jones	NYJ	331	1,402	4.2	71t	14
4. Maurice Jones-Drew	Jac	312	1,391	4.5	80t	15
5. Adrian Peterson	Min	314	1,383	4.4	64t	18

Titans/Oilers who led the league in rushing:

Year	Player	Att	Yds
2009	Chris Johnson	358	2,006
1980	Earl Campbell	373	1,934
1979	Earl Campbell	302	1,450
1978	Earl Campbell	302	1,450
1961	Billy Cannon	200	948

NFL RECORD: SCRIMMAGE YARDS IN A SEASON

In 2009, **Chris Johnson** became the first player in NFL history to record 2,000 rushing yards and 500 receiving yards in a season. His league-high 2,006 yards on the ground and 503 yards through the air gave him a new NFL record of 2,509 yards from scrimmage, surpassing **Marshall Faulk's** previous league record from 1999 of 2,429 scrimmage yards. The previous franchise record was set by **Earl Campbell**, who posted 1,981 scrimmage yards in 1980.

NFL all-time single-season scrimmage yards leaders:

Player	Year	Rush Yards	Rec Yards	Scrim Yards
1. Chris Johnson	2009	2,006	503	2,509
2. Marshall Faulk	1999	1,381	1,048	2,429
3. Tiki Barber	2005	1,860	530	2,390
4. LaDainian Tomlinson	2003	1,645	725	2,370
5. Barry Sanders	1997	2,053	305	2,358

2009 NFL leaders in yards from scrimmage:

Player	Team	Rush Yards	Rec Yards	Total Touch	Scrimmage Yards
1. Chris Johnson	Ten	2,006	503	408	2,509
2. Ray Rice	Bal	1,339	702	332	2,041
3. Adrian Peterson	Min	1,383	436	357	1,819
4. Maurice Jones-Drew	Jac	1,391	374	365	1,765
5. Steven Jackson	StL	1,416	322	375	1,738

Most scrimmage yards in a season, franchise history:

Player	Season	Rush Yards	Rec Yards	Scrim Yards	Scrimmage Yards/Gm
1. Chris Johnson	2009	2,006	503	2,509	156.8
2. Earl Campbell	1980	1,934	47	1,981	132.1
3. Eddie George	2000	1,509	453	1,962	122.6
4. Lorenzo White	1992	1,226	641	1,867	116.7
5. Earl Campbell	1979	1,697	94	1,791	111.9
6. Eddie George	1999	1,304	458	1,762	110.1
7. Charley Hennigan	1961	0	1,746	1,746	124.7
8. Chris Johnson	2010	1,364	245	1,609	100.6

LONGEST RUNS IN TEAM HISTORY

In 2009, **Chris Johnson** scored on runs of 91, 89 and 85 yards, giving him three touchdown runs of 85 or more yards in one season. **Previously, no other player in NFL history had three 85-yard touchdown runs in his entire career.**

Johnson owns three of the longest four rushing plays in team history.

Longest rushing attempts in franchise history:

Player	Date	Opp	Rush
1. Chris Johnson	9/20/09	Houston	91t
Sid Blanks	12/13/64	New York	91t
3. Chris Johnson	11/1/09	Jacksonville	89t
4. Chris Johnson	11/29/09	Arizona	85t
5. Earl Campbell	11/20/78	Miami	81t
6. LenDale White	10/19/08	at Kansas City	80t
Larry Moriarty	9/11/83	at L.A. Raiders	80

JOHNSON'S PLAYS OF 50-PLUS YARDS

Johnson's 50-plus yard rushing attempts:

Yards	Opponent	Date
91t	vs. Texans	9/20/09
89t	vs. Jaguars	11/1/09
85t	vs. Cards	11/29/09
76t	vs. Raiders	9/12/10
66t	at Chiefs	10/19/08
58t	at Lions	11/27/08
57t	vs. Texans	9/20/09
52t	vs. Jaguars	11/1/09
51	at Bengals	9/14/08

Johnson's 50-plus yard receptions:

Yards	Opponent	Date
69t	vs. Texans	9/20/09
66t	vs. Rams	12/13/09

MORE 2012 TITANS RB HIGHLIGHTS

RB JAMIE HARPER

- The former Clemson product saw action in 13 games as a rookie in 2011 and carried the ball 17 times for 44 yards and a touchdown. He was a fourth-round pick in the 2011 NFL Draft.
- **At Tampa Bay (8/17)**, totaled 41 yards on nine carries, including a long of 21 yards. He added two receptions for 26 yards.
- **Against Arizona (8/23)**, gained 22 yards on four carries, including the game-winning 16-yard touchdown run in the fourth quarter.
- **Against New Orleans (8/30)**, led the team with 39 yards on 10 carries, including the game-winning one-yard touchdown run in the third quarter.

RB DARIUS REYNAUD

- The former undrafted free agent from West Virginia signed with the Titans in January 2012. He has three previous years and 23 regular season games of experience under his belt with the Minnesota Vikings and New York Giants.
- **At Seattle (8/11)**, carried the ball five times for a team-high 29 yards and a touchdown and also scored on a punt return. He scored two total touchdowns in the third quarter, first crossing the goal line on a 21-yard run. A few minutes later, he caught a Jon Ryan punt and raced 85 yards for the game-tying score.
- **At Tampa Bay (8/17)**, recorded 75 yards on seven rushing attempts, two punts returns for 49 yards and a 42-yard kickoff return. His performance included a 39-yard run, a 35-yard punt return and a 42-yard kickoff return.
- **Against New Orleans (8/30)**, tallied 29 yards on eight carries, a team-high three receptions for 20 yards, one punt return for six yards, and one kickoff return for 28 yards.
- During the preseason, Reynaud was the team's leader in rushing yards (146), rushing average (6.1), punt return yards (152), punt return average (25.3—also a league high) and kickoff return average (33.3). His combined total of 456 yards during the preseason ranked fourth in the NFL.

RB JAVON RINGER

- The former Michigan State product has in his fourth season since the Titans used a fifth-round draft pick on him in 2009.
- Ringer played in 12 games in 2011 as Chris Johnson's backup and ranked second on the team with 185 rushing yards on 59 carries. He also contributed 28 receptions for 187 yards before landing on injured reserve in December with a hand injury.
- **At Seattle (8/11)**, carried four times for 22 yards, including a long run of 20 yards.



TITANS TIGHT ENDS

No.	Name	Ht	Wt	Exp	College
89	Cook, Jared	6-5	248	3	South Carolina
88	Stevens, Craig	6-3	268	5	California
84	Thompson, Taylor	6-6	268	R	Southern Methodist

#89 • TE JARED COOK

[CLICK FOR COMPLETE BIO \(PDF\)](#)


Tight end **Jared Cook** enjoyed a breakthrough season in 2011, his third NFL campaign.

Cook played in all 16 games (five starts) in 2011 and set career highs in every receiving category, totaling 759 yards and three touchdowns on 49 receptions. He ranked third on the team in receptions and second in receiving yards. His yardage total also ranked second in franchise history by a tight end, finishing a close second behind **Frank Wycheck's** 768 yards in 1998.

Following a rookie season in which he posted nine receptions for 74 yards, he enjoyed a strong sophomore campaign in 2010 with 29 receptions for 361 yards and a touchdown. He flourished in the second half of the 2010 season, tying for 10th among NFL tight ends with 26 catches in the final eight games.

Widely considered one of the top playmakers at his position coming out of college, the Titans thought highly enough of him that they traded a 2010 second-round draft choice to the New England Patriots to acquire him in the third round (89th overall) of the 2009 NFL Draft.

In a three-year career at South Carolina, Cook caught 73 passes for 1,107 yards (15.2 avg.) and seven touchdowns. In his final season with the Gamecocks, he earned first-team All-SEC honors.



2012 Preseason Highlights:

- **At Seattle (8/11)**, caught two passes for 21 yards.
- **Against Arizona (8/23)**, posted two receptions for 40 yards, including a leaping grab of a 35-yd pass by Jake Locker.
- **Against New Orleans (8/30)**, posted one reception for 18 yards.

Cook's 2012 Preseason Statistics:

Year	GP	GS	Rec	Yds	Avg	Lg	TD
2012	4	3	5	79	15.8	35	0

Cook's Career Regular Season Statistics:

Year	GP	GS	Rec	Yds	Avg	Lg	TD
2009	14	0	9	74	8.2	17	0
2010	16	1	29	361	12.4	36	1
2011	16	5	49	759	15.5	80t	3
2012	0	0	0	0	-	-	0
Totals	46	6	87	1,194	13.7	80t	4

2011 RECEIVING AVERAGE, NFL TIGHT ENDS

Only one NFL tight end had a higher receiving average in 2011 than Titans tight end **Jared Cook**, who averaged 15.5 yards per catch.

Highest receiving average in 2011 among NFL tight ends:

Player	Team	Rec	Yds	Avg	Lg	TD
1. Jake Ballard	NYG	38	604	15.9	41	4
2. Jared Cook	Ten	49	759	15.5	80t	3
3. Rob Gronkowski	NE	90	1,327	14.7	52t	17
4. Anthony Fasano	Mia	32	451	14.1	35t	5
5. Jeremiael Finley	GB	55	767	13.9	41	8

SINGLE-SEASON TIGHT END RECEIVING YARDS

Titans tight end **Jared Cook** caught 49 passes for 759 total yards and three touchdowns in 2011.

Cook's yardage total finished second in franchise history for a tight end, coming within nine yards of **Frank Wycheck's** record of 768 yards in 1998.

Most single-season receiving yards by a tight end, franchise history:

Player	Year	Games	Rec	Yds	Average	Lg	TD
1. Frank Wycheck	1998	16	70	768	11.0	38	2
2. Jared Cook	2011	16	49	759	15.5	80t	3
3. Willard Dewveall	1963	14	58	752	13.0	35	7
4. Frank Wycheck	1997	16	63	748	11.9	42	4
5. Alvin Reed	1968	14	46	747	16.2	60	5

MOST RECEIVING YARDS BY AFC TIGHT ENDS

Jared Cook ranked fifth among all AFC tight ends (14th in NFL) with 759 receiving yards in 2011.

Most receiving yards in 2011 among AFC tight ends:

Player	Team	Rec	Yds	Avg	Lg	TD
1. Rob Gronkowski	NE	90	1,327	14.7	52t	17
2. Aaron Hernandez	NE	79	910	11.5	46	7
3. Dustin Keller	NYJ	65	815	12.5	41	5
4. Antonio Gates	SD	64	778	12.2	38t	7
5. Jared Cook	Ten	49	759	15.5	80t	3

RECEIVING AVG., FRANCHISE TIGHT ENDS

Jared Cook's 15.5 yards per reception in 2011 amounted to the highest average by a Titans/Oilers tight end since **Dave Casper's** 15.9-yard average in 1982. Cook's average also ranks eighth in franchise history among tight ends.

Highest single-season receiving average by a tight end, franchise history:

Player	Year	Games	Rec	Yds	Average	Lg	TD
1. Bob McLeod	1962	14	33	578	17.5	55	6
2. Willard Dewveall	1962	14	33	576	17.5	98t	5
3. Dave Casper	1981	16	33	572	17.3	52t	8
4. Alvin Reed	1968	14	46	747	16.2	60	5
5. Bob McLeod	1963	14	33	530	16.1	38	5
6. Mike Barber	1978	16	32	513	16.0	72t	3
7. Dave Casper	1982	9	36	573	15.9	38	6
8. Jared Cook	2011	16	49	759	15.5	80t	3
9. Dave Casper	1980	10	34	526	15.5	43	3
10. Willard Dewveall	1964	14	38	552	14.5	60	4

COOK'S CAREER 100-YARD RECEIVING GAMES

Jared Cook's career 100-yard games:

Date	Opp	No.	Yds.	Avg.	Lg	TD
12/24/11	Jacksonville	8	169	21.1	55t	1
12/18/11	at Indianapolis	9	103	11.4	27	0

MOST REC. YARDS IN A GAME BY A TIGHT END

Against the Jaguars on Dec. 24, 2011, **Jared Cook** caught eight passes for 169 total yards. His yardage total set a new single-game franchise record for a tight end, previously held by **Dave Casper** (150 receiving yards vs. Cleveland on Nov. 30, 1980).

Cook's yardage total also was the NFL's highest by a tight end in 2011, the highest by an NFL tight end since **Dallas Clark's** 183 against Miami on Sept. 21, 2009, and the 11th-highest by a tight end since the 1970 AFL-NFL merger.

Most receiving yards in a game by a tight end, franchise history:

Player	Date	Opp	Rec	Yds	Avg	TD
1. Jared Cook	12/24/11	Jax	8	169	21.1	1
2. Dave Casper	11/30/80	Cle	7	150	21.4	1
3. Dave Casper	12/20/81	Pit	6	139	23.2	3
4. Willard Dewveall	11/25/62	SD	3	139	46.3	2
5. Willard Dewveall	12/22/63	Oak	7	137	19.6	2

#88 • TE CRAIG STEVENS

[CLICK FOR COMPLETE BIO \(PDF\)](#)

Craig Stevens enters his fifth NFL season in 2012. He received a multi-year contract extension from the Titans early in the offseason.

In 2011, he continued to assert himself as one of the NFL's best young blocking tight ends. He was rewarded by the Titans with a new multi-year contract early in the 2012 offseason.

Stevens appeared in 15 games with 11 starts in his fourth season. He totaled nine receptions for 166 yards and a touchdown.

In his initial two campaigns, Stevens was used as a reserve at tight end in addition to being a special teams contributor. Then, in 2010, he moved into a full-time offensive role, playing 15 games with 13 starts.

Stevens was selected by the Titans in the third round (85th overall) of the 2008 NFL Draft.

In four college seasons at Cal, Stevens appeared in 50 games (33 starts), one game shy of the school record. He earned honorable mention All-Pac 10 honors after his sophomore and senior seasons and second-team All-Pac 10 following his junior year. His career totals included 51 receptions for 669 yards and seven touchdowns.



Stevens' 2012 Preseason Statistics:

Year	GP	GS	Rec	Yds	Avg	Lg	TD
2012	4	2	4	21	5.3	11	0

Stevens' Career Regular Season Statistics:

Year	GP	GS	Rec	Yds	Avg	Lg	TD
2008	16	2	1	9	9.0	9	0
2009	12	2	0	0	-	-	0
2010	15	13	11	122	11.1	28	2
2011	15	11	9	166	18.4	58	1
2012	0	0	0	0	-	-	0
Totals	58	28	21	297	14.1	58	3

MORE 2012 TITANS TE HIGHLIGHTS

TE TAYLOR THOMPSON

➤ The Titans traded up in the fifth round of the 2012 NFL Draft to select the 6-foot-6, 268-pound Thompson, who spent four years at SMU as a defensive end. The three-time All-Conference USA selection started the final 43 games of his four-year career and tallied 139 tackles and 18 sacks.

➤ **At Seattle (8/11)**, caught three passes for 15 yards in his NFL pre-season debut.

➤ **Against New Orleans (8/30)**, registered two catches for 20 yards.



TITANS WIDE RECEIVERS

No.	Name	Ht	Wt	Exp	College
18	Britt, Kenny (SUS)	6-3	215	4	Rutgers
87	Hawkins, Lavelle	5-11	194	5	California
83	Mariani, Marc (IR)	6-1	190	3	Montana
85	Washington, Nate	6-1	177	8	Tiffin
17	Williams, Damian	6-1	199	3	Southern California
13	Wright, Kendall	5-10	196	R	Baylor

#18 • WR KENNY BRITT

[CLICK FOR COMPLETE BIO \(PDF\)](#)



Wide receiver **Kenny Britt** enters his fourth NFL campaign in 2012.

He is attempting to come back from a serious knee injury suffered in 2011. He was off to the best start of his career, totaling 17 receptions for 289 yards and three touchdowns, before tearing his right ACL and MCL against the Denver Broncos on Sept. 25.

Britt's totals in his first two seasons included 84 receptions for 1,476 yards and 12 touchdowns. He registered 42 receptions in each of his first two seasons for a total of 84 catches. His 1,476 yards from 2009 to 2010 led the Titans, and his 12 touchdown receptions in that time period tied **Nate Washington** for the team lead.

With 701 receiving yards as a rookie and 775 yards in his second campaign, Britt became the first player for the franchise to lead the squad in receiving yards in each of his first two seasons since wide receiver **Chris Sanders** from 1995 to 1996.

In 2010, Britt's team-high nine touchdown receptions tied for ninth in franchise history and amounted to the highest total since **Drew Bennett's** 11 in 2004. His 18.5-yard average ranked seventh in the NFL and was the third-best figure by a Titans/Oilers player in the last 20 seasons (Sanders, 23.5 in 1995; Justin Gage, 19.1 in 2008).

In 2009, Britt had one of the best seasons in franchise history by a rookie wideout. He recorded a team-high 701 receiving yards on 42 catches, including three touchdown receptions. His yardage total ranked fifth in franchise rookie history and was the highest by a Titans rookie receiver since Sanders' 823 yards in 1995. He tied for sixth in team annals in receptions by a rookie. Among the 2009 NFL rookie class, Britt was seventh in the NFL and third in the AFC in receptions, and he was fifth in the NFL and second in the AFC in receiving yards.

The 6-3, 218-pound rookie came to the Titans by way of Rutgers University, where in three seasons he set the all-time Big East record with 3,043 receiving yards. Britt caught 178 passes, including 17 for touchdowns, in 34 career games (31 starts).

2012 Preseason Highlights:

➤ Missed all four preseason games due to the knee injury he suffered during the 2011 season.

Britt's 2012 Preseason Statistics:

Year	GP	GS	Rec	Yds	Avg	Lg	TD
2012	0	0	0	0	-	-	0

Britt's Career Regular Season Statistics:

Year	GP	GS	Rec	Yds	Avg	Lg	TD
2009	16	6	42	701	16.7	57	3
2010	12	7	42	775	18.5	80t	9
2011	3	3	17	289	17.0	80t	3
2012	0	0	0	0	-	-	0
Totals	31	16	101	1,765	17.5	80t	15

HIGHEST RECEIVING AVERAGE, 2009-11

Since being drafted in the first round of the 2009 NFL Draft, Titans wide receiver **Kenny Britt** is averaging 17.5 yards per reception. That puts him among the league leaders in receiving average during that period of time.

Highest average per reception since the beginning of the 2009 season (minimum 60 receptions):

Player	Rec	Yds	Avg	Lg	TD
1. DeSean Jackson	167	3,173	19.0	91t	19
2. Malcom Floyd	125	2,349	18.8	55	12
3. Mike Wallace	171	3,206	18.7	95t	24
4. Victor Cruz	82	1,536	18.7	99t	9
5. Vincent Jackson	142	2,521	17.8	58t	21
6. Kenny Britt	101	1,765	17.5	80t	15
7. Johnny Knox	133	2,214	16.6	81	12
8. Brandon Lloyd	155	2,531	16.3	71	16
9. A.J. Green	65	1,057	16.3	58	7
10. Jordy Nelson	135	2,165	16.0	93t	19

CONSECUTIVE GAMES WITH TD RECEPTION

Kenny Britt recorded a streak of four consecutive games with at least one touchdown reception, dating from Dec. 26, 2010 at Kansas City through Sept. 18, 2011 against Baltimore. The streak tied for fourth in franchise history and was one game short of his separate five-game streak in 2010.

Most consecutive games with at least one touchdown reception, franchise history:

Player	Season(s)	Games
1. Bill Groman	1961	8
2. Kenny Britt	2010	5
Chris Sanders	1995	5
4. Kenny Britt	2010-11	4
Justin McCareins	2003	4
Kevin Dyson	2001	4
Willie Davis	1996	4
Dave Casper	1982	4
Charles Hennigan	1961	4
Bill Groman	1960	4

BRITT'S CAREER 100-YARD RECEIVING GAMES

Kenny Britt's career 100-yard games:

Date	Opp	No.	Yds.	Avg.	Lg	TD
10/24/10	Philadelphia	7	225	32.1	80t	3
9/11/11	at Jacksonville	5	136	27.2	80t	2
9/18/11	Baltimore	9	135	15.0	37	1
12/19/10	Houston	6	128	21.3	59	0
11/29/09	Arizona	7	128	18.3	51	1
10/4/09	at Jacksonville	7	105	15.0	42	0

REC. YARDS IN A GAME, FRANCHISE HISTORY

On Oct. 24, 2010, Titans wide receiver **Kenny Britt** recorded seven receptions for 225 yards and three touchdowns against the Eagles. His receiving yards total ranks fifth in team history and was the most in a game since **Drew Bennett's** 233 yards against Kansas City on Dec. 13, 2004.

Most receiving yards in a game, franchise history:

Player	Date	Opp	Rec	Yds	Avg	TD
1. Charley Hennigan	10/13/61	@ Bos	13	272	20.9	1
2. Haywood Jeffries	12/16/90	@ KC	9	245	27.2	1
3. Drew Bennett	12/13/04	KC	12	233	19.4	3
4. Charley Hennigan	10/29/61	@ Buf	9	232	25.8	2
5. Kenny Britt	10/24/10	Phi	7	225	32.1	3
6. Charley Hennigan	12/03/61	SD	10	214	21.4	3
7. Drew Hill	12/22/85	@ Ind	9	210	23.3	2
8. Charley Hennigan	09/16/62	@ BPA	8	202	25.3	2
9. Tim Smith	09/04/83	GB	8	197	24.6	1
10. Charley Hennigan	09/27/64	@ Den	11	188	17.1	0

#87 • WR LAVELLE HAWKINS

[CLICK FOR COMPLETE BIO \(PDF\)](#)



Wide receiver **Lavelle Hawkins** is in his fifth NFL season in 2012.

In 2011, he recorded the best season of his career, ranking fourth on the team with 47 receptions for 470 yards and a touchdown.

During his first three professional seasons (2008–2010), Hawkins totaled 19 receptions.

The Stockton, Calif., native was selected by the Titans in the fourth round (126th overall) in the 2008 NFL Draft. At the University of California, he played in 35 games (10 starts) and concluded his career in 10th place in school history with 136 career receptions for 1,748 yards and 12 touchdowns.

Hawkins' 2012 Preseason Statistics:

Year	GP	GS	Rec	Yds	Avg	Lg	TD
2012	4	0	3	26	8.7	12	0

Hawkins' Career Regular Season Statistics:

Year	GP	GS	Rec	Yds	Avg	Lg	TD
2008	13	1	7	68	9.7	19	0
2009	10	0	7	110	15.7	32	0
2010	6	0	5	61	12.2	24	0
2011	16	2	47	470	10.0	32	1
2012	0	0	0	0	-	-	0
Totals	45	3	66	709	10.7	32	1



#85 • WR NATE WASHINGTON

[CLICK FOR COMPLETE BIO \(PDF\)](#)

Wide receiver **Nate Washington** is in his eighth NFL season in 2012 and has emerged as one of Tennessee's offensive leaders.

Washington enjoyed the best season of his career in 2011, his third campaign with the Titans. He led the team and set new career highs with 74 receptions, 1,023 receiving yards and seven receiving touchdowns. He also recorded a rushing touchdown.

With his first career 1,000-yard season, Washington became the first Titans player to reach the mark since **Drew Bennett** and **Derrick Mason** each exceeded 1,000 yards in 2004.

Washington concluded the 2011 season with an active streak of 62 consecutive games with at least one reception, including all 48 games since signing with the Titans in 2009 as an unrestricted free agent from the Pittsburgh Steelers.

Since Washington arrived in Tennessee, no Titans player has had more total receptions (163), receiving yards (2,279) and receiving touchdowns (19) than Washington.

The 6-1, 177-pound receiver also has been remarkably durable. He has recorded six consecutive campaigns in which he played in all 16 games. He did so in 2011 despite a nagging ankle injury over the final month of the season.

Washington appeared in 49 games with seven starts during his four seasons in Pittsburgh, where he collected 104 receptions for 1,705 yards and 12 touchdowns. He led the Steelers in yards per catch in two of his last three seasons there.

Originally signed by the Steelers as an undrafted free agent from Tiffin University in 2005, he enjoyed a breakout season in 2006 when he led the AFC with a 17.8-yard per reception average.

2012 Preseason Highlights:

- **At Seattle (8/11)**, caught three passes for 24 yards.
- **Against Arizona (8/23)**, posted three receptions for 39 yards, including a 28-yard touchdown catch on a pass thrown by Jake Locker.
- **Against New Orleans (8/30)**, did not play.

Washington's 2012 Preseason Statistics:

Year	GP	GS	Rec	Yds	Avg	Lg	TD
2012	3	3	6	63	10.5	28t	1

Washington's Career Regular Season Statistics:

Year	Team	GP	GS	Rec	Yds	Avg	Lg	TD
2005	Pit	1	0	0	0	-	-	0
2006	Pit	16	2	35	624	17.8	49t	4
2007	Pit	16	4	29	450	15.5	40	5
2008	Pit	16	1	40	631	15.8	65t	3
2009	Ten	16	15	47	569	12.1	35	6
2010	Ten	16	16	42	687	16.4	71t	6
2011	Ten	16	15	74	1,023	13.8	57	7
2012	Ten	0	0	0	0	-	-	0
Totals		97	53	267	3,984	14.9	71t	31

**TITANS LEADING RECEIVERS, 2009-2011**

Since wide receiver **Nate Washington's** arrival in Tennessee in 2009, he leads the club in total receptions, receiving yards and receiving touchdowns.

Most Receptions Since 2009

1.	Nate Washington	163
2.	Chris Johnson	151
3.	Kenny Britt	101

Most Receiving Yards Since 2009

1.	Nate Washington	2,279
2.	Kenny Britt	1,765
3.	Jared Cook	1,194

Most Receiving Touchdowns Since 2009

1.	Nate Washington	19
2.	Kenny Britt	15
3.	Damian Williams	5
	Bo Scaife	5

2006-2011 AVG. WITH 250-PLUS CATCHES

Nate Washington set career benchmarks in receptions and receiving yards in 2011. In Week 14 against the Saints, he also surpassed the 250 career reception mark.

Washington spent his first NFL season as an undrafted free agent with the Pittsburgh Steelers in 2005. He appeared in only one regular-season contest as a rookie and did not record a catch until the playoffs that season.

Then, in 2006, Washington became a regular in Pittsburgh's receiver rotation. Since that time, Washington's receiving average ranks among many of the NFL's top receivers who have 250 or more receptions.

Highest average per reception among players with 250 catches from 2006 through 2011:

Player	Receptions	Yards	Average
1. Vincent Jackson	269	4,695	17.5
2. Calvin Johnson	366	5,872	16.0
3. Greg Jennings	389	6,171	15.9
4. Braylon Edwards	309	4,811	15.6
5. Lee Evans	285	4,422	15.5
6. Santonio Holmes	338	5,235	15.5
7. Nate Washington	267	3,984	14.9
8. Terrell Owens	362	5,399	14.9
9. Steve Smith	438	6,519	14.9
10. Randy Moss	320	4,711	14.7

RECEPTIONS BY UNDRAFTED PLAYERS

Nate Washington's career receiving yardage total ranks third among all active NFL players who were undrafted and second among current undrafted wide receivers, trailing only Chargers tight end **Antonio Gates** and Patriots receiver **Wes Welker**.

Most career receiving yards among active undrafted players (wide receiver unless otherwise noted):

Player	Receptions	Yards	Average	Lg	TD
1. Antonio Gates (TE)	593	7,783	13.1	72t	76
2. Wes Welker	650	7,226	11.1	99t	32
3. Nate Washington	267	3,984	14.9	71t	31
4. Miles Austin	211	3,294	15.6	69t	28
5. Malcom Floyd	177	3,170	17.9	55	20



2011 AFC RECEPTIONS LEADERS

Nate Washington ranked ninth in the AFC and sixth among AFC wide receivers with a career-high 74 receptions in 2011.

AFC receptions leaders in 2011:

Player	Team	Rec	Yds	Avg	Lg	TD
1. Wes Welker	NE	122	1,569	12.9	99t	9
2. Rob Gronkowski (TE)	NE	90	1,327	14.7	52t	17
3. Dwayne Bowe	KC	81	1,159	14.3	52t	5
4. Brandon Marshall	Mia	81	1,214	15.0	65t	6
5. Aaron Hernandez (TE)	NE	79	910	11.5	46	7
6. Stevie Johnson	Buf	76	1,004	13.2	55	7
7. Ray Rice (RB)	Bal	76	704	9.3	52	3
8. Reggie Wayne	Ind	75	960	12.8	56t	4
9. Nate Washington	Ten	74	1,023	13.8	57	7
10. Mike Wallace	Pit	72	1,193	16.6	95t	8

NFL THIRD-DOWN RECEPTION LEADERS

Nate Washington ranked second in the NFL with 29 receptions on third down in 2011.

NFL third-down receptions leaders in 2011:

Player	Team	Rec	Yds	Avg	TD
1. Roddy White	Atl	35	438	12.5	2
2. Nate Washington	Ten	29	358	12.3	3
3. Antonio Brown	Pit	28	437	15.6	1
4. Victor Cruz	NYG	27	698	25.9	5
5. Davone Bess	Mia	26	249	9.6	2
Wes Welker	NE	26	322	12.4	1

#17 • WR DAMIAN WILLIAMS

[CLICK FOR COMPLETE BIO \(PDF\)](#)

Wide receiver **Damian Williams** is in his third NFL season in 2012.

In 2011, he played in 15 games and ranked fifth on the team with 45 receptions. His 592 receiving yards made up the third-best total on the squad, and his five touchdown receptions finished second only to Nate Washington's seven.

The team used their first of two third-round selections (77th overall) in the 2010 NFL Draft on the versatile Southern California wide receiver and punt returner. As a rookie in 2010, he played in every game and notched 16 receptions for 219 yards.

In three collegiate seasons, Williams started 25 of 38 games and caught 147 passes for 2,114 yards (14.4 avg.) with 17 touchdowns. He began his career at Arkansas, where he was named to the Freshman All-Southeastern Conference first team, and then transferred to Southern Cal. There, he appeared in 26 games with 20 starts over two seasons, amassing 128 receptions for 1,879 yards and 15 touchdowns. He also returned 25 punts for 339 yards and two touchdowns for the Trojans.

Williams' 2012 Preseason Statistics:

Year	GP	GS	Rec	Yds	Avg	Lg	TD
2012	4	3	3	23	7.7	15	0

Williams' Career Regular Season Statistics:

Year	GP	GS	Rec	Yds	Avg	Lg	TD
2010	16	1	16	219	13.7	39	0
2011	15	13	45	592	13.2	54	5
2012	0	0	0	0	-	-	0
Totals	31	14	61	811	13.3	54	5



#13 • WR KENDALL WRIGHT

[CLICK FOR COMPLETE BIO \(PDF\)](#)

Rookie wide receiver **Kendall Wright** was the 20th overall pick in the first round of the 2012 NFL Draft.

Wright concluded his career at Baylor University as the most decorated and accomplished receiver in school history. He owns virtually every significant receiving record for the program, totaling 302 receptions for 4,004 yards and 30 touchdowns. He never missed a game in his four years with the Bears and recorded at least one reception in every contest.

As a senior in 2011, Wright set Baylor single-season records in receptions (108), receiving yards (1,663), receiving touchdowns (14), 100-yard games (nine), all-purpose yards (1,772) and consecutive games with a reception (tied own record with 13). He landed on numerous All-American lists and was a Biletnikoff Award semi-finalist. Additionally, he was the primary target for Robert Griffin III, who won the Heisman Trophy.

Wright is a native of Mount Pleasant, Texas.



2012 Preseason Highlights:

➤ **At Seattle (8/11)**, started in his NFL preseason debut and caught three passes for 47 yards. He recorded his first reception on a 15-yard pass from Jake Locker.

➤ **Against Arizona (8/23)**, led the squad with four receptions for 44 yards, including a 10-yard touchdown reception in the first quarter. He also notched a 29-yard catch later in the first quarter.

Washington's 2012 Preseason Statistics:

Year	GP	GS	Rec	Yds	Avg	Lg	TD
2012	4	4	9	116	12.9	29	1

Wright's College Receiving Statistics:

Year	Team	GP	GS	Rec	Yds	Avg	Lg	TD
2008	Baylor	12	8	50	649	13.0	55t	5
2009	Baylor	12	11	66	740	11.2	59t	4
2010	Baylor	13	11	78	952	12.2	62t	7
2011	Baylor	13	12	108	1,663	15.4	87t	14
Totals		50	42	302	4,004	13.3	87t	30





OFFENSIVE LINEMEN

TACKLES

No.	Name	Ht	Wt	Exp	College
70	Kropog, Troy	6-6	308	3	Tulane
66	Otto, Mike	6-5	310	5	Purdue
71	Roos, Michael	6-7	320	8	Eastern Washington
76	Stewart, David	6-7	315	8	Mississippi State
68	Stingily, Byron	6-5	313	2	Louisville

GUARDS

No.	Name	Ht	Wt	Exp	College
77	Durand, Ryan (IR)	6-5	301	2	Syracuse
64	Harris, Leroy	6-3	303	6	N.C. State
63	Hutchinson, Steve	6-5	313	12	Michigan

CENTERS

No.	Name	Ht	Wt	Exp	College
54	Amano, Eugene (IR)	6-3	300	9	SE Missouri State
60	Matthews, Kevin	6-3	302	2	Texas A&M
61	Velasco, Fernando	6-4	312	3	Georgia

STARTING OFFENSIVE LINE

The Titans will have a significantly different look in the interior of the offensive line in 2012.

In 2011, the Titans started the same five offensive linemen in 15 of 16 games: left tackle **Michael Roos**, left guard **Leroy Harris**, center **Eugene Amano**, right guard **Jake Scott** and right tackle **David Stewart**. The only game missed by any player in the group was Nov. 27 against Tampa Bay, when **Mike Otto** filled in for an injured Stewart (calf). The same group previously started 12 of the 16 games in 2010.

However, in 2012 Scott became an unrestricted free agent, and the club signed **Steve Hutchinson**, a seven-time Pro Bowl selection, to play left guard. When Harris moved over to play right guard, it appeared that could be the last of the changes. However, early in training camp, Amano suffered a torn triceps and was lost for the season. Amano's injury left young veteran **Fernando Velasco** in position to claim the starting center role.

Roos and Stewart remain in place as the bookends of the line for the seventh consecutive season.

The offensive line helped the Titans finish with only 24 sacks allowed in 2011, which tied the New Orleans Saints for the second-lowest total in the NFL. Quarterback **Matt Hasselbeck** received the protection needed to pass for 3,571 yards, the fourth-highest total in franchise history. Tennessee's offensive line also paved the way for **Chris Johnson's** 1,047 rushing yards.

For the first time since 1997, the Titans offensive line had a new position coach. **Mike Munchak**, was succeeded by **Bruce Matthews**, who like Munchak had a Hall of Fame playing career with the organization prior to launching his coaching career.

A brief rundown of the club's top offensive linemen:

- **Leroy Harris** gained experience at center, guard and right tackle during his initial three NFL seasons (2007-09). The former fourth-round pick from N.C. State then became a full-time starter at left guard in 2010 and re-signed with the Titans in 2011. He moves to the right side of the line in 2012.

Harris' GP/GS: 16/16 (2011), 67/34 (career)

- In 2012, the Titans helped to free agency to fill their vacancy at guard,

signing **Steve Hutchinson** to start on the left side. The 6-foot-5, 313-pound veteran spent his first five years with the Seattle Seahawks followed by six campaigns with the Minnesota Vikings. Appearing on five first-team All-Pro teams (2003, 2005, 2007-09), Hutchinson started 157 career regular season games and an additional eight postseason games prior to his arrival in Tennessee. He was originally a first-round pick (17th overall) by the Seattle Seahawks in the 2001 NFL Draft from the University of Michigan.

Hutchinson's GP/GS: 14/14 (2011), 157/157 (career)

- At center, **Fernando Velasco** secured a permanent starting role for the first time in his career. He joined the team as an undrafted free agent from Georgia in 2008 and has served as a back-up at all three interior offensive line positions.

Velasco's GP/GS: 16/0 (2011), 33/3 (career)

- The starter at left tackle is **Michael Roos**, a former second-round pick from Eastern Washington. Roos started 15 games at right tackle as a rookie in 2005 and has started every game since then on the left side. Among other honors, he was named Associated Press first-team All-Pro and selected to the Pro Bowl in 2008. In 2009, he added second-team AP All-Pro honors.

Roos' GP/GS: 16/16 (2011), 112/112 (career)

- At right tackle, **David "Big Country" Stewart** completed his seventh NFL season in 2011. The former fourth-round pick from Mississippi State has only missed two starts since permanently entering the starting lineup in 2006.

Stewart's GP/GS: 15/15 (2011), 92/92 (career)

- **Eugene Amano** has been an important contributor since his rookie year in 2004, backing up all three interior line positions for much of his first four seasons. The former seventh-round pick, who received a contract extension in 2010, stepped into a starting role at left guard in 2008 and moved to center in 2010. Early in 2012 training camp, he suffered a season-ending triceps injury and was placed on injured reserve Aug. 8.

Amano's GP/GS: 16/16 (2011), 124/68 (career)

ROOS AMONG CURRENT IRONMEN

Tackle **Michael Roos** ranks second in the NFL in consecutive starts at tackle entering the 2012 campaign.

Longest current starting streaks among NFL offensive tackles:

Pos./Name	Current Team	Consecutive Starts
1. Jeff Backus	Detroit	176
2. Michael Roos	Tennessee	112
3. D'Brickashaw Ferguson	N.Y. Jets	96
4. Eric Winston	Houston	87
5. Donald Penn	Tampa Bay	76





TITANS DEFENSIVE ENDS

No.	Name	Ht	Wt	Exp	College
98	Ball, Dave (IR)	6-5	255	8	UCLA
75	Dawson, Keyunta	6-3	265	5	Texas Tech
78	Douzable, Leger (IR)	6-4	284	4	Central Florida
79	Egboh, Pannel	6-6	287	1	Stanford
90	Morgan, Derrick	6-3	278	3	Georgia Tech
90	Solomon, Scott	6-3	262	R	Rice
96	Wimbley, Kamerion	6-4	255	7	Florida State

#91 • DE DERRICK MORGAN

[CLICK FOR COMPLETE BIO \(PDF\)](#)

Derrick Morgan is in his third NFL season in 2012.

Morgan played in 15 games in his second campaign after missing most of his rookie season with a knee injury. He led the Titans in 2011 with 20 quarterback pressures and added 47 tackles, 2.5 sacks, three tackles for loss and two passes defended.

The promising defensive end was selected by the Titans with the 16th overall draft choice in 2010. As a rookie, an ACL tear ended his rookie campaign after only four games.

In three seasons at Georgia Tech, Morgan totaled 115 tackles, 19.5 sacks, 29.5 tackles for loss, five passes defended, six fumble recoveries and two forced fumbles in 39 games. He started the final 27 consecutive games of his college career at left defensive end. Prior to entering the NFL after his junior season, he was named the ACC Defensive Player of the Year with an ACC-high 12.5 sacks.

2012 Preseason Highlights:

- **At Tampa Bay (8/17)**, posted a pair of tackles, including a six-yard sack of Dan Orlovsky on third down.
- **Against New Orleans (8/30)**, did not play.

Morgan's 2012 Preseason Statistics:

Year	GP	GS	Tackle	Sack	TFL	Int	PD	FF	FR
2012	3	2	6	1	2	0	0	0	0

Morgan's Career Regular Season Statistics:

Year	GP	GS	Tackle	Sack	TFL	QBP	Int	PD	FF	FR
2010	4	0	10	1.5	0	1	0	1	0	0
2011	15	9	47	2.5	3	20	0	2	0	0
2012	0	0	0	0.0	0	0	0	0	0	0
Totals	19	9	57	4.0	3	21	0	3	0	0

#95 • DE KAMERION WIMBLEY

[CLICK FOR COMPLETE BIO \(PDF\)](#)



Defensive end Kamerion Wimbley is in his seventh NFL season and first with the Titans.

Wimbley and the Titans agreed to terms on a contract on March 20, 2012. A veteran of six previous seasons, Wimbley totaled 42.5 sacks in 95 games prior to his arrival in Tennessee.

Wimbley played the last two seasons with the Oakland Raiders after starting his career with the Cleveland Browns (2006-09). In his two seasons with the Raiders, he registered 32 starts and 16 sacks, including seven last year with one interception.

Originally a first-round pick (13th overall) by the Browns out of Florida State, Wimbley set the club's rookie record with 11 sacks in 2006, which also was the second highest total that season by an NFL rookie. He racked up 26.5 total sacks in his four seasons in Cleveland.

2012 Preseason Highlights:

- **At Seattle (8/11)**, started in his Titans preseason debut and notched a tackle in one quarter of action.
- **Against Arizona (8/23)**, posted three tackles, including a team-high two sacks. He posted an eight-yard sack of John Skelton on Arizona's first play, and in the second quarter, he dropped Kevin Kolb for a six-yard loss.
- **Against New Orleans (8/30)**, did not play.

Wimbley's 2012 Preseason Statistics:

Year	GP	GS	Tackle	Sack	TFL	Int	PD	FF	FR
2012	3	3	4	2	2	0	0	0	0

Wimbley's Career Regular Season Statistics:

Year	Team	GP	GS	Tackle	Sack	TFL	QBP	Int	PD	FF	FR
2006	Cle	16	15	79	11.0	8	NA	0	0	1	3
2007	Cle	16	16	70	5.0	2	NA	0	1	4	0
2008	Cle	16	16	86	4.0	2	NA	1	2	1	0
2009	Cle	15	15	74	6.5	2	NA	0	1	1	0
2010	Oak	16	16	58	9.0	3	NA	0	1	1	0
2011	Oak	16	16	63	7.0	8	NA	1	3	0	0
2012	Ten	0	0	0	0.0	0	0	0	0	0	0
Totals		95	94	430	42.5	25	-	2	8	8	3



MORE 2012 TITANS DE HIGHLIGHTS

DE KEYUNTA DAWSON

- The Titans signed Keyunta Dawson in January 2012. Dawson spent the majority of the previous five seasons with the Indianapolis Colts after initially entering the NFL as a seventh-round pick out of Texas Tech in 2007.
- In 2011, he spent three weeks with the Detroit Lions.
- **Against Tampa Bay (8/17)**, recorded a sack.
- **Against New Orleans (8/30)**, posted four tackles, including a team-high two sacks. He concluded the preseason in the team lead with three total sacks.



DEFENSIVE TACKLES

No.	Name	Ht	Wt	Exp	College
99	Casey, Jurrell	6-1	300	2	Southern California
62	Harris, DaJohn	6-3	306	R	Southern California
97	Klug, Karl	6-3	275	2	Iowa
94	Marks, Sen'Derrick	6-2	294	4	Auburn
67	Martin, Mike	6-1	306	R	Michigan

#99 • DT JURRELL CASEY

[CLICK FOR COMPLETE BIO \(PDF\)](#)

Defensive tackle **Jurrell Casey** is in his second NFL season.

Casey was selected by the Titans in the third round (77th overall) of the 2011 NFL Draft, helping to fulfill the team's commitment to get larger on the defensive front seven.

The pick paid immediate dividends, as Casey started 15 games and led the team's defensive line-men with 74 tackles. He added 2.5 sacks, nine quarterback pressures, five tackles for loss, one pass defended, one forced fumble and a fumble recovery.

In three seasons at the University of Southern California, Casey played in 38 games (26 starts) on the defensive line (24 at right defensive tackle and two at nose tackle). He recorded 138 tackles, nine sacks, 22 tackles for loss, three quarterback pressures, four fumble recoveries, three forced fumbles, an interception and three passes defended.

In his final season with the Trojans (2010), he started all 13 games for the second consecutive season and had 67 tackles, a team-best 11 tackles for loss, a team-leading 4.5 sacks, one interception, one fumble recovery and two passes defended. He was named first-team All-Pac 10.

2012 Preseason Highlights:

- **At Tampa Bay (8/17)**, tied for the team lead with six tackles, including a tackle for loss.
- **Against New Orleans (8/30)**, did not play.

Casey's 2012 Preseason Statistics:

Year	GP	GS	Tackle	Sack	TFL	Int	PD	FF	FR
2012	3	3	8	0	1	0	0	0	0

Casey's Career Regular Season Statistics:

Year	GP	GS	Tackle	Sack	TFL	QBP	Int	PD	FF	FR
2011	16	15	74	2.5	5	9	0	1	1	1
2012	0	0	0	0.0	0	0	0	0	0	0
Totals	16	15	74	2.5	5	9	0	1	1	1

#97 • DT KARL KLUG

[CLICK FOR COMPLETE BIO \(PDF\)](#)



Defensive tackle **Karl Klug** (pronounced KLOOG) is in his second NFL season.

As a rookie in 2011, the fifth-round pick emerged as one of the top young pass-rushing defensive tackles in the NFL, compiling a team-high seven sacks. The total tied for sixth place in sacks among all NFL rookies, tied for fourth among all NFL defensive tackles, and led all rookie defensive tackles.

Playing in all 16 games (one start), Klug also totaled 32 tackles, 10 quarterback pressures, two tackles for loss, four passes defended and two forced fumbles.

During a four-year career at Iowa, Klug appeared in 40 games with 26 consecutive starts to end his career. He tallied 140 tackles, 31 tackles for loss, 9.5 sacks, eight quarterback pressures, eight passes defended, four forced fumbles and a fumble recovery.

As a senior in 2010, the Caledonia, Minn., native led the Hawkeyes with 13 tackles for loss and 5.5 sacks. He totaled 57 tackles en route to earning second-team All-Big Ten honors from the league's coaches and media. His honors also included the Roy J. Carver Most Valuable Player Award on defense, the Iron Hawk Award and the Hayden Fry "Extra Heart-beat" Award.

2012 Preseason Highlights:

- **At Seattle (8/11)**, totaled a sack and an additional tackle for loss. He helped end Seattle's first offensive series with a five-yard sack of Matt Flynn.
- **Against New Orleans (8/30)**, did not play.

Klug's 2012 Preseason Statistics:

Year	GP	GS	Tackle	Sack	TFL	Int	PD	FF	FR
2012	3	0	4	1	2	0	0	0	0

Klug's Career Regular Season Statistics:

Year	GP	GS	Tackle	Sack	TFL	QBP	Int	PD	FF	FR
2011	16	1	32	7.0	2	10	0	4	2	0
2012	0	0	0	0.0	0	0	0	0	0	0
Totals	16	1	32	7.0	2	10	0	4	2	0



KLUG AMONG SACK LEADERS

Defensive tackle **Karl Klug** led the Titans with seven sacks in 2011. His sack total is the most by a Titans/Oilers rookie defensive tackle since sacks became an official NFL statistic in 1982.

Most sacks by Titans/Oilers rookie defensive tackles (since 1982):

Rookie Defensive Tackle	Season	Sacks
1. Karl Klug	2011	7.0
2. John Thornton	1999	4.5
3. Ray Childress	1985	3.5
4. Jurrell Casey	2011	2.5
Pratt Lyons	1997	2.5
Brian Sochia	1983	2.5

Also, Klug tied for sixth place in sacks among all NFL rookies, tied for fourth among all NFL defensive tackles, and led all rookie defensive tackles.

NFL rookie sack leaders in 2011:

Rookie (Position)	Team	Sacks
1. Aldon Smith (LB)	San Francisco	14.0
2. Von Miller (LB)	Denver	11.5
3. Jabaal Sheard (DE)	Cleveland	8.5
4. Adrian Clayborn (DE)	Tampa Bay	7.5
Ryan Kerrigan (LB)	Washington	7.5
6. Karl Klug (DT)	Tennessee	7.0
Sam Acho (LB)	Arizona	7.0

Most sacks among all NFL defensive tackles in 2011:

Defensive Tackle	Team	Sacks
1. Geno Atkins	Cincinnati	7.5
Tommy Kelly	Oakland	7.5
Justin Smith	San Francisco	7.5
4. Karl Klug (rookie)	Tennessee	7.0
Henry Melton	Chicago	7.0

#94 • DT SEN'DERRICK MARKS

[CLICK FOR COMPLETE BIO \(PDF\)](#)

Sen'Derrick Marks is in his fourth NFL season in 2012.

In 2011, Marks played in all 16 games for the first time and set a new career high with nine starts.

The 6-foot-2-inch, 294-pound defensive tackle posted 44 tackles, a half sack, a career-high seven quarterback pressures, three tackles for loss, one pass defended and one forced fumble.

The Mobile, Ala., native was selected by the Titans in the second round (62nd overall) of the 2009 NFL Draft. In his first two seasons, he was an important contributor in the interior defensive line rotation, appearing in 21 total contests.

Marks declared for the draft after his junior season at Auburn. With the Tigers, he played in 40 games and recorded 114 tackles, 7.5 sacks, 30 stops for losses and 10 quarterback pressures. In 2008, he earned second-team All-SEC honors.

2012 Preseason Highlights:

- **At Tampa Bay (8/17)**, registered two tackles, a sack and a forced fumble. In the second quarter, he sacked Dan Orlovsky and also forced a fumble on the play. Defensive end Leger Douzable recovered the loose ball to help set up a go-ahead field goal.
- **Against New Orleans (8/30)**, did not play.



Marks' 2012 Preseason Statistics:

Year	GP	GS	Tackle	Sack	TFL	Int	PD	FF	FR
2012	3	3	5	1	0	0	0	1	0

Marks' Career Regular Season Statistics:

Year	GP	GS	Tackle	Sack	TFL	QBP	Int	PD	FF	FR
2009	9	0	23	1.0	1	5	0	1	0	0
2010	12	3	50	0.0	5	6	1	3	1	0
2011	16	9	44	0.5	3	7	0	1	1	0
2012	0	0	0	0.0	0	0	0	0	0	0
Totals	37	12	117	1.5	9	18	1	5	2	0

MORE 2012 TITANS DT HIGHLIGHTS

DT DAJOHN HARRIS

➤ The rookie from Southern California was signed by the Titans as a rookie free agent following the 2012 NFL Draft.

➤ At USC, Harris played in 39 games and posted career totals of 72 tackles, 15 tackles for loss, 3.5 sacks, seven passes defended, two fumble recoveries and one interception. As a senior in 2011, he registered 22 tackles, seven tackles for loss, 1.5 sacks, six passes defended and a fumble recovery.

➤ **Against New Orleans (8/30)**, recorded one of the key plays of the fourth quarter. On a third-and-six from the Tennessee 43-yard line, he sacked Sean Canfield and also forced and recovered a fumble on the play.



TITANS LINEBACKERS

No.	Name	Ht	Wt	Exp	College
56	Ayers, Akeem	6-3	254	2	UCLA
57	Bailey, Patrick	6-4	235	5	Duke
55	Brown, Zach	6-1	242	R	North Carolina
53	Diles, Zac	6-2	245	6	Kansas State
50	Malast, Kevin (IR)	6-2	235	1	Rutgers
52	McCarthy, Colin	6-1	238	2	Miami (Fla.)
51	McRath, Gerald (IR)	6-3	228	4	Southern Miss
59	Shaw, Tim	6-1	236	5	Penn State
92	Witherspoon, Will	6-1	240	11	Georgia

#56 • LB AKEEM AYERS

[CLICK FOR COMPLETE BIO \(PDF\)](#)

Akeem Ayers is in his second season since being drafted by the Titans in the second round (39th overall) of the 2011 NFL Draft.

As a rookie, the former UCLA standout made an immediate impact at strongside linebacker. He became the first Titans rookie to start all 16 games since safety Tank Williams in 2002, and he led all Titans linebackers with 88 tackles, the second-highest total for a Titans rookie since 1999 (103 by Alterraun Verner in 2010). Ayers added two sacks, seven quarterback pressures, three tackles for loss, two passes defended, one forced fumble and one fumble recovery in his first season.

In three collegiate seasons, Ayers recorded six interceptions, 14 sacks, seven forced fumbles and four fumble recoveries.

As a junior in 2010, he served as a team captain, started all 12 games and posted 68 tackles, including four sacks, 10 tackles for loss and two



interceptions.

The Los Angeles, Calif., native also scored three touchdowns during his UCLA career, including two interception returns and a fumble return for a score.

2012 Preseason Highlights:

- **At Tampa Bay (8/17)**, posted a tackle and tipped a pass that was then intercepted by cornerback Chris Hawkins.
- **Against Arizona (8/23)**, tied for second on the team with six tackles, including a tackle for loss.

Ayers' 2012 Preseason Statistics:

Year	GP	GS	Tackle	Sack	TFL	Int	PD	FF	FR
2012	4	4	11	0	1	0	1	0	0

Ayers' Career Regular Season Statistics:

Year	GP	GS	Tackle	Sack	TFL	QBP	Int	PD	FF	FR
2011	16	16	88	2.0	3	7	0	2	1	1
2012	0	0	0	0.0	0	0	0	0	0	0
Totals	16	16	88	2.0	3	7	0	2	1	1

#55 • LB ZACH BROWN

[CLICK FOR COMPLETE BIO \(PDF\)](#)

Zach Brown was drafted by the Titans in the second round (52nd overall) of the 2012 NFL Draft.

In four seasons at North Carolina, Brown started 23 of 47 games, including 11 starts at weakside outside linebacker and 12 starts at the strongside spot. He recorded 230 tackles, 5.5 sacks, seven interceptions, 19 tackles for loss, six quarterback pressures, three forced fumbles, a fumble recovery and four passes defended.

As a senior, Brown was a Butkus Award semi-finalist and earned All-Atlantic Coast Conference first-team honors, as he led the team with a career-high 105 tackles. He also ranked second on the squad with 5.5 sacks and 13.5 stops for loss.

The Columbia, Md., native was considered the fastest linebacker available in the 2012 NFL Draft. He was timed in the 40-yard dash at 4.44 seconds at the NFL Scouting Combine and in 4.37 seconds at his pro day.



2012 Preseason Highlights:

- **At Seattle (8/11)**, notched four tackles in his preseason debut.
- **At Tampa Bay (8/17)**, tied for the team lead with six tackles, including a tackle for loss.
- **Against Arizona (8/23)**, tied for third on the squad with five tackles, including a tackle for loss.
- **Against New Orleans (8/30)**, received his first preseason start and was credited with nine tackles and a pass defended. In four preseason games, he led the Titans with a total of 24 tackles. The total ranked second in the NFL during the preseason, trailing only Dallas' Alex Albright (27).

Brown's 2012 Preseason Statistics:

Year	GP	GS	Tackle	Sack	TFL	Int	PD	FF	FR
2012	4	1	24	0	2	0	1	0	0

Brown's College Defensive Statistics:

Year	Team	GP	GS	Tackle	Sack	TFL	QBP	Int	PD	FF	FR
2008	UNC	8	0	6	0.0	0.0	0	0	0	0	0
2009	UNC	13	6	47	0.0	4.0	0	1	1	0	0
2010	UNC	13	5	72	0.0	1.5	0	3	3	0	0
2011	UNC	13	12	105	5.5	13.5	6	3	7	3	1
Totals		47	23	230	5.5	19.0	6	7	11	3	1

#52 • LB COLIN MCCARTHY

[CLICK FOR COMPLETE BIO \(PDF\)](#)



Colin McCarthy is in his second season since being drafted by the Titans in the fourth round (109th overall) of the 2011 NFL Draft.

In his rookie season, the former Miami Hurricane entered the starting lineup after midseason and made a significant impact on the Titans defense. His totals included 76 tackles, a team-high eight tackles for loss, one quarterback pressure, one interception, three passes defended, two forced fumbles and two fumble recoveries. Although he started in less than half of the team's games, his tackle total was the fourth-highest by a Titans rookie since 1999.

McCarthy played in 49 games during his career at Miami (2006-10), tied for the sixth-most in school history and only three behind **Brandon Meriweather's** all-time mark. His 35 starts and 308 career tackles were the most by a Miami linebacker since **Jonathan Vilma** (37, 371).

A native of Philadelphia, Pa., who moved to Tampa, Fla., prior to high school, McCarthy led the Hurricanes and ranked third in ACC with 119 tackles as a senior. He also led the team with four quarterback hurries and earned honorable mention All-ACC honors.

2012 Preseason Highlights:

- **At Seattle (8/11)**, intercepted a Matt Flynn pass and returned the ball 11 yards to give the Titans possession in Seattle territory. He tied for the team lead with five tackles, including dropping running back Leon Washington for a four-yard tackle for loss.
- **Against Arizona (8/23)**, led the Titans with seven tackles, two tackles for loss (tied for team lead) and two interceptions. He intercepted a Kevin Kolb pass in the second quarter, and on the first play of the third quarter, he victimized Kolb again, this time for a 31-yard return for a touchdown.
- **Against New Orleans (8/30)**, played two series.

McCarthy's 2012 Preseason Statistics:

Year	GP	GS	Tackle	Sack	TFL	Int	PD	FF	FR
2012	4	4	15	0	3	3	3	0	0

McCarthy's Career Regular Season Statistics:

Year	GP	GS	Tackle	Sack	TFL	QBP	Int	PD	FF	FR
2011	13	7	76	0.0	8	1	1	3	2	2
2012	0	0	0	0.0	0	0	0	0	0	0
Totals	13	7	76	0.0	8	1	1	3	2	2



PRESEASON INTERCEPTION LEADERS

Linebacker **Colin McCarthy** picked off three passes during the pre-season to rank first in the NFL. He notched one interception at Seattle (8/11) and added two more against Arizona (8/23).

NFL interception leaders during the 2012 preseason:

Player (Team)	Interceptions
1. McCarthy, Colin (TEN)	3
2. Sims, David (CLV)	2
Carr, Brandon (DAL)	2
Cox, Perrish (SF)	2
Landry, LaRon (NYJ)	2
Shields, Sam (GB)	2
Baker, Sean (TB)	2
Crawford, Richard (WAS)	2
Dennard, Antonio (JAX)	2
Cole, Audie (MIN)	2

TACKLES BY TITANS ROOKIES SINCE 1999

In 2011, the Titans had three rookies starting regularly on defense—defensive tackle **Jurrell Casey** and linebackers **Akeem Ayers** and **Colin McCarthy**. Each member of the trio already ranks highly among the team's top rookie tacklers in the "Titans era" (since 1999).

Ayers, who started every game at strongside linebacker, led the rookie class and ranked fifth on the defense with 88 total tackles. Since the start of the 1999 season, only **Alterraun Verner** (103 tackles in 2010) had more stops than Ayers in their rookie seasons with the Titans.

McCarthy, who did not enter the starting lineup until the ninth game of the season, trailed only Ayers among Titans linebackers and was sixth on the defense with 76 stops. Casey led all Titans defensive linemen and ranked seventh on the team overall with 74 tackles. McCarthy and Casey placed fourth and fifth, respectively, among the franchise's rookie tacklers in the last 13 seasons.

Most tackles by a Titans rookie, 1999–2011:

Player	Position	Season	Total	Solo	Assist
1. Alterraun Verner	CB	2010	103	76	27
2. Akeem Ayers	LB	2011	88	66	22
3. Jevon Kearse	DE	1999	85	59	26
4. Colin McCarthy	LB	2011	76	61	15
5. Jurrell Casey	DT	2011	74	41	33
6. Carlos Hall	DE	2002	70	43	27
7. Tank Williams	S	2002	69	55	14
8. Andre Dyson	CB	2001	58	52	6
9. Cortland Finnegan	CB	2006	57	47	10
10. Albert Haynesworth	DT	2002	55	31	24

Note: Tackle statistics for the Titans are compiled from coaches' film study after each game. They sometimes differ from the "press box statistics" tallied at each game.

#92 • LB WILL WITHERSPOON

[CLICK FOR COMPLETE BIO \(PDF\)](#)

Linebacker **Will Witherspoon** is in his 11th NFL season and his third with the Titans in 2012.

In 2011, Witherspoon played in every game for the sixth consecutive season of his career. He finished the year with 62 tackles, two sacks, one quarterback pressure, three tackles for loss, one interception, three passes defended, one forced fumble and two fumble recoveries.

Witherspoon was signed by the Titans as a free agent during the 2010 offseason. Prior to his arrival in Tennessee, he gained experience with the Carolina Panthers, St. Louis Rams and Philadelphia Eagles, playing middle and outside linebacker along the way. Proving to be remarkably durable, he missed just two total games during his first eight NFL seasons.

In 2009, Witherspoon played a rare 17-game regular season (no bye). He was traded from the Rams to the Eagles on Oct. 20.

Witherspoon spent three full seasons in St. Louis (2006-08). In 2007, was named the Rams' MVP after leading the team with 136 tackles and tal-



ling a career-high seven sacks.

He was originally selected by Carolina in the third round (73rd overall) of the 2002 NFL Draft. He ranked second on the 2003 NFC Champion squad, and in 2004 he led the team in tackles and produced a career-high four interceptions.

Witherspoon's 2012 Preseason Statistics:

Year	GP	GS	Tackle	Sack	TFL	Int	PD	FF	FR
2012	3	3	2	0	0	0	0	0	0

Witherspoon's Career Regular Season Statistics:

Year	Team	GP	GS	Tackle	Sack	TFL	QBP	Int	PD	FF	FR
2002	Car	15	8	88	1.5	NA	NA	0	5	1	1
2003	Car	16	16	114	1.0	NA	NA	1	4	0	0
2004	Car	16	16	110	3.0	NA	NA	4	6	2	1
2005	Car	15	15	109	2.5	NA	NA	2	14	0	0
2006	StL	16	16	136	3.0	NA	NA	0	9	1	1
2007	StL	16	16	132	7.0	NA	NA	0	10	2	1
2008	StL	16	12	88	1.0	NA	NA	1	3	0	1
2009	StL/Phi	17	16	104	1.0	NA	2	1	7	1	0
2010	Ten	16	16	99	3.0	5	0	2	10	1	0
2011	Ten	16	14	62	2.0	3	1	1	3	1	2
2012	Ten	0	0	0	0.0	0	0	0	0	0	0
Totals		159	145	1,042	25.0	-	-	12	71	9	7

MORE 2012 TITANS LB HIGHLIGHTS

LB ZAC DILES

➤ The 6-foot-2-inch, 245-pound linebacker is in his sixth NFL season. He was signed by the Titans during the 2012 offseason. Prior to arriving in Tennessee, Diles spent time with the Houston Texans, St. Louis Rams, Tampa Bay Buccaneers and Indianapolis Colts.

➤ **At Seattle (8/11)**, notched a pair of tackles and an interception. He came up with one of the game's biggest defensive plays, picking off a pass from Russell Wilson in the end zone.

LB TIM SHAW

➤ The Titans' special teams captain was originally drafted by the Carolina Panthers in the fifth round of the 2007 NFL Draft. He arrived in Tennessee in 2010 and led the club with 20 special teams tackles.

➤ In 2011, he tied Patrick Bailey for the team lead with 15 special teams tackles and added a blocked punt.

➤ **At Tampa Bay (8/17)**, registered three tackles, including a sack and tackle for loss. He dropped quarterback Dan Orlovsky for a nine-yard loss in the third quarter.

➤ **Against New Orleans (8/30)**, provided a spark for the Titans with a takeaway in the second half. With the Titans trailing 10-3, he intercepted a Sean Canfield pass and returned the ball 12 yards, leading to a touchdown on the resulting drive. For the game, he led the Titans with 14 tackles, the most by a Titans player during the preseason.



TITANS CORNERBACKS

No.	Name	Ht	Wt	Exp	College
37	Campbell, Tommie	6-3	205	2	California (Pa.)
30	McCourty, Jason	6-0	188	4	Rutgers
29	Mouton, Ryan	5-9	184	4	Hawaii
24	Sensabaugh, Coty	5-11	189	R	Clemson
20	Verner, Alterraun	5-10	187	3	UCLA
22	Wheatley, Terrence (IR)	5-9	185	3	Colorado

#30 • CB JASON MCCOURTY

[CLICK FOR COMPLETE BIO \(PDF\)](#)

Jason McCourty is in his fourth NFL season in 2012. He was rewarded for his play with a multi-year contract extension during the preseason that keeps him under contract through 2017.

In 2011, he set career highs with 15 starts and 107 tackles. His tackle total ranked second on the team. He also led the squad with 13 passes defended and tied for the lead with two interceptions. His statistics also included a forced fumble, a fumble recovery and a recovery of a blocked punt for a touchdown.

In 2010, he grabbed a starting spot out of training camp before suffering an injury early in the season and missing four games. McCourty returned to the lineup and started three of the team's final four games and finished his second pro campaign with two interceptions and 13 passes defended.

As a rookie in 2009, McCourty gained three games of starting experience in the first half of the season due to multiple injuries in the secondary. He also finished third on the team with 12 special teams tackles during his rookie campaign.

The Nyack, N.Y., native was selected by the Titans in the sixth round (203rd overall) of the 2009 NFL Draft.

In a four-year career at Rutgers, McCourty totaled 150 tackles, 7.5 tackles for loss, two interceptions, 20 passes defended and two fumble recoveries in 47 games. He also had a 25.8-yard average on 17 kickoff returns.

McCourty has an identical twin brother, Devin, who plays cornerback for the New England Patriots.

McCourty's 2012 Preseason Statistics:

Year	GP	GS	Tackle	Sack	TFL	Int	PD	FF	FR
2012	3	3	6	0	0	0	0	0	0

McCourty's Career Regular Season Statistics:

Year	GP	GS	Tackle	Sack	TFL	QBP	Int	PD	FF	FR
2009	15	3	30	0.0	1	0	0	0	1	0
2010	12	6	45	0.0	1	0	2	13	0	0
2011	15	15	107	1.0	0	0	2	13	1	1
2012	0	0	0	0.0	0	0	0	0	0	0
Totals	42	24	182	1.0	2	0	4	26	2	1

#20 • CB ALTERRAUN VERNER

[CLICK FOR COMPLETE BIO \(PDF\)](#)



Cornerback Alterraun Verner is in his third NFL season in 2012.

In 2011, Verner played in all 16 games for the second consecutive season and notched three starts. He totaled 50 tackles, two tackles for loss, one interception, six passes defended and four stops on special teams.

In 2010, he played in all 16 games and notched a dozen starts as a rookie. He finished second on the team with three interceptions, becoming one of seven NFL rookies to record three or more interceptions. He also led the squad with 15 passes defended and ranked fourth with 103 tackles. He added one quarterback pressure, one tackle for loss, one forced fumble and one fumble recovery.

After a four-year college career, Verner was selected by the Titans in the fourth round of the 2010 NFL Draft. The Titans traded with the Seattle Seahawks to move up in the round to select him with the 104th overall pick.

At UCLA (2006-09), Verner started 35 of 50 games. He tied for seventh in school history with 13 interceptions during his career, with his five interceptions during his senior year representing the most by a Bruin in a season since 1997. He also holds the school career-record with four interception returns for touchdowns. As a senior, Verner was named third-team All-American.

2012 Preseason Highlights:

- **At Seattle (8/11)**, tied for the team lead with five tackles, including a tackle for loss.
- **Against New Orleans (8/30)**, forced and recovered a Travaris Cadet fumble on the third scrimmage play of the game. Totaled three tackles.

Verner's 2012 Preseason Statistics:

Year	GP	GS	Tackle	Sack	TFL	Int	PD	FF	FR
2012	4	4	13	0	1	0	0	1	1

Verner's Career Regular Season Statistics:

Year	GP	GS	Tackle	Sack	TFL	QBP	Int	PD	FF	FR
2010	16	12	103	0.0	1	1	3	15	1	2
2011	16	3	50	0.0	2	0	1	6	0	0
2012	0	0	0	0.0	0	0	0	0	0	0
Totals	32	15	153	0.0	3	1	4	21	1	2

MORE 2012 TITANS CB HIGHLIGHTS

CB TOMMIE CAMPBELL

- The second-year player from California (Pa.) was selected by the Titans in the seventh round (251st overall) of the 2011 NFL Draft.
- In 2011, he appeared in 15 games exclusively on special teams. He tied for third on the team with eight special teams tackles and had an 84-yard kickoff return for a touchdown against Tampa Bay (11/27).
- **Against New Orleans (8/30)**, with the Saints facing a fourth-and-three at the Tennessee 42 at the 10-minute mark of the fourth quarter, intercepted a Sean Canfield attempted a pass intended for Courtney Roby. Campbell totaled six tackles in the game.

CB COTY SENSABAUGH

- The fourth-round draft pick from Clemson played in 52 college games. As a senior, the team's co-captain led the Tigers with 13 passes defended and added one interception and 40 tackles.
- **Against Arizona (8/23)**, he tied for third on the squad with five tackles and added a pass defended.
- **Against New Orleans (8/30)**, ranked third on the team with seven tackles.



TITANS SAFETIES

No.	Name	Ht	Wt	Exp	College
38	Afalava, Al	5-11	212	3	Oregon State
26	Babineaux, Jordan	6-0	210	9	Southern Arkansas
33	Griffin, Michael	6-0	203	6	Texas
32	Johnson, Robert	6-2	206	2	Utah
31	Martin, Markelle (PUP)	6-0	207	R	Oklahoma State

#26 • S JORDAN BABINEAUX

[CLICK FOR COMPLETE BIO \(PDF\)](#)

Safety **Jordan Babineaux** is in his second season with the Titans and his ninth overall NFL campaign. He was signed by the Titans as an unrestricted free agent on Aug. 5, 2011.

In his first season with the Titans, Babineaux played in all 16 games and recorded 14 starts. He led the team with a career-high 117 tackles and returned an interception for a touchdown. His totals also included seven passes defended, one quarterback pressure, two tackles for loss, one forced fumble, one fumble recovery and eight special teams tackles, which tied for third on the team.

Prior to joining the Titans, the Southern Arkansas product spent his first seven seasons as a member of the Seattle Seahawks, totaling 355 tackles, 10 interceptions and four sacks. He started his career as a cornerback before moving to safety midway through 2006.

In 2010, he played in all 16 games and collected 36 tackles, a sack and a half, two interceptions, a forced fumble and eight passes defended. He also tied for third on the team with 10 special teams tackles.

Babineaux was originally signed by the Seattle Seahawks in 2004 as an undrafted free agent from Southern Arkansas, where he totaled 213 tackles and 10 interceptions as a cornerback.

2012 Preseason Highlights:

- **At Tampa Bay (8/17)**, was held out of the game due to soreness.
- **Against Arizona (8/23)**, posted five tackles and recovered a fumble in the fourth quarter that led to the Titans' game-winning touchdown.

Babineaux's 2012 Preseason Statistics:

Year	GP	GS	Tackle	Sack	TFL	Int	PD	FF	FR
2012	3	2	10	0	0	0	1	0	1

Babineaux's Career Regular Season Statistics:

Year	Team	GP	GS	Tackle	Sack	TFL	QBP	Int	PD	FF	FR
2004	Sea	6	0	3	0.0	-	-	0	0	0	0
2005	Sea	16	4	58	0.0	-	-	3	8	0	0
2006	Sea	15	8	51	0.0	-	-	1	4	0	0
2007	Sea	16	0	56	1.0	-	-	1	2	3	1
2008	Sea	14	1	46	0.0	-	-	1	3	0	1
2009	Sea	16	16	105	1.5	-	-	2	6	1	0
2010	Sea	16	0	36	1.5	-	-	2	8	1	0
2011	Ten	16	14	117	0.0	2	1	1	7	1	1
2012	Ten	0	0	0	0.0	0	0	0	0	0	0
Totals		115	43	472	4.0	2	1	11	38	6	3

#33 • S MICHAEL GRIFFIN

[CLICK FOR COMPLETE BIO \(PDF\)](#)



Free safety **Michael Griffin** is in his sixth season since being selected by the Titans in the first round of the 2007 NFL Draft. He has never missed a game in his career.

During the 2012 offseason, Griffin was rewarded with a new multi-year contract.

In 2011, he finished third on the team in 2011 with 96 tackles and tied for the team lead with a pair of interceptions. He added one quarterback pressure, two tackles for loss, six passes defended and one forced fumble.

En route to earning his second career Pro Bowl berth in 2010, Griffin led the team with four interceptions and finished second on the squad with a career-high 153 tackles.

In 2008, he was named to the Pro Bowl after starting all 16 games for the first time. He led the team with seven interceptions, a total that tied for the 11th-best figure in team history and ranked second in the NFL in 2008 behind only Baltimore's **Ed Reed** (nine).

A product of the University of Texas, he was selected with the 19th overall pick in 2007 and stepped into the starting lineup midway through his rookie season.

With the Longhorns, he played in 50 career games and totaled 364 tackles, four sacks and eight interceptions. Griffin also set a Big 12 Conference record and ranked second in NCAA Division I-A history with eight career blocked punts.

2012 Preseason Highlights:

- **Against Arizona (8/23)**, intercepted a John Skelton pass on the the Cardinals' second play from scrimmage and gained 24 yards on the return to help set up a touchdown.
- **Against New Orleans (8/30)**, did not play.

Griffin's 2012 Preseason Statistics:

Year	GP	GS	Tackle	Sack	TFL	Int	PD	FF	FR
2012	3	3	4	0	0	1	1	0	0

Griffin's Career Regular Season Statistics:

Year	GP	GS	Tackle	Sack	TFL	QBP	Int	PD	FF	FR
2007	16	10	49	0.0	1	0	3	8	1	0
2008	16	16	81	1.0	2	2	7	12	1	0
2009	16	15	108	1.0	2	1	1	7	2	2
2010	16	16	153	0.0	1	2	4	14	2	2
2011	16	16	96	0.0	2	1	2	6	1	0
2012	0	0	0	0.0	0	0	0	0	0	0
Totals	80	73	487	2.0	8	6	17	47	7	4



INTERCEPTIONS BY SAFETIES, TEAM HISTORY

Safety **Michael Griffin** ranks 17th in franchise history with 17 career interceptions.

Griffin's interception total also ranks sixth in franchise history among all safeties.

Most career interceptions by Titans/Oilers safeties:

Player	Years	No	Yds	Avg	Lg	TD
1. Jim Norton	1960-68	45	592	13.2	56	1
2. Fred Glick	1961-66	30	390	13.0	45	1
3. Mike Reinfeldt	1976-83	26	375	14.4	39	0
4. Ken Houston	1967-72	25	650	26.0	78	9
5. Marcus Robertson	1991-00	22	428	19.5	69	0
6. Michael Griffin	2007-11	17	228	13.4	83t	1
7. Bubba McDowell	1989-94	16	190	11.9	26t	1
Chris Hope	2006-11	16	266	16.6	61t	1

MORE 2012 TITANS SAFETY HIGHLIGHTS

S ROBERT JOHNSON

➤ The former fifth-round pick from Utah was inactive for all 16 games as a rookie in 2010. He spent most of his second campaign on the practice squad before being activated and playing in the final three contests. pl

➤ **At Tampa Bay (8/17)**, he notched his first start in place of Jordan Babineaux.



TITANS SPECIALISTS

KICKERS

No.	Name	Ht	Wt	Exp	College
2	Bironas, Rob	6-0	210	8	Ga. Southern/Auburn

PUNTERS

No.	Name	Ht	Wt	Exp	College
6	Kern, Brett	6-2	217	5	Toledo

RETURNERS

No.	Name	Ht	Wt	Exp	College
83	Mariani, Marc (IR)	6-1	190	3	Montana
39	Reynaud, Darius	5-9	201	4	West Virginia

LONG SNAPPERS

No.	Name	Ht	Wt	Exp	College
48	Brinkley, Beau	6-4	237	R	Missouri

#2 • K ROB BIRONAS

[CLICK FOR COMPLETE BIO \(PDF\)](#)

Kicker **Rob Bironas**, the franchise's second all-time leading scorer, is in his eighth NFL season.

In 2011, he enjoyed one of the best seasons of his career, connecting on 29 of 32 field goals. His 90.6 percent success rate was the second-highest of his career, the fourth-highest in the NFL in 2011 and the third-highest in franchise history. He also made every extra point attempt for the sixth consecutive season. Bironas finished the season with 121 points, the seventh-best total in franchise history and the third-best total of his career.

Bironas has positioned his name among some of the franchise's all-time greats at the position and even among some of the NFL's all-time best. Through the 2011 campaign, Bironas was the third-most accurate kicker in NFL history, connecting on 189 of 219 attempts (86.3). From Bironas' first



season in 2005 through 2011, only one player, **David Akers**, made more field goals than Bironas, who was 189-of-219 during that time period.

From long distance, Bironas' accomplishments are perhaps even more impressive. Among all players with 100 or more field goals since the 1970 AFL-NFL merger, Bironas is the most accurate from 40 yards or longer, making 78.6 percent of his attempts (81 of 103). He set a league record in 2011 with 10 consecutive games kicking a field goal of at least 40 yards. From 50-plus yards, Bironas is the NFL's all-time leader as well at 72.4 percent (21 of 29).

The 2007 Pro Bowl and Associated Press All-Pro selection owns or shares numerous club records, including longest field goal (60 yards), most field goals in a game (eight, also an NFL record), most consecutive games with a field goal (20) and most consecutive field goals (20, twice, tied Al Del Greco). Only **Al Del Greco** has accounted for more total points or kicked more field goals than Bironas in the history of the organization.

In his career, Bironas has made nine game-winning field goals, a total that put him second in club annals behind Del Greco (10).

The former Arena Football League kicker and part-time security guard originally signed in the NFL with the Green Bay Packers as a free agent in 2002.

2012 Preseason Highlights:

➤ **At Tampa Bay (8/17)**, made three out of four field goal attempts and both extra point attempts. He connected on field goals of 24, 48 and 23 yards, with his only miss from 56 yards.

Bironas' 2012 Preseason Statistics:

Year	GP	FGM	FGA	Pct	XPM	XPA	Pts
2012	4	6	7	85.7	7	8	25

Bironas' Career Regular Season Statistics:

Year	GP	FGM	FGA	Pct	Lg	XPM	XPA	Pts
2005	16	23	29	79.3	53	30	32	99
2006	16	22	28	78.6	60	32	32	98
2007	16	35	39	89.7	56	28	28	133
2008	16	29	33	87.9	51	40	40	127
2009	16	27	32	84.4	53	37	37	118
2010	16	24	26	92.3	55	38	38	110
2011	16	29	32	90.6	53	34	34	121
2012	0	0	0	-	-	0	0	0
Totals	112	189	219	86.3	60	239	241	806

FRANCHISE ALL-TIME LEADING SCORERS

On Oct. 3, 2010 against Denver, Titans kicker **Rob Bironas** passed former Oilers quarterback/kicker **George Blanda** (598 points) for second place on the franchise's all-time scoring list.

Franchise Career Scoring Leaders:

Player	Seasons	TD	Rush	Rec	Ret	FG	PAT	Points
1. Al Del Greco	1991-00	0	0	0	0	246	322	1,060
2. Rob Bironas	2005-11	0	0	0	0	189	239	806
3. George Blanda	1960-66	4	4	0	0	91	301	598
4. Tony Zendejas	1985-90	0	0	0	0	117	197	548
5. Eddie George	1996-03	74	64	10	0	0	6	450
6. Earl Campbell	1978-84	73	73	0	0	0	0	438

MOST FIELD GOALS, FRANCHISE HISTORY

In 2009, **Rob Bironas** moved past former Oilers kicker **Tony Zendejas** for second place on the team's all-time field goal list. Zendejas made 117 kicks with the club from 1985 through 1990. Bironas trails only **Al Del Greco**, who made 246 field goals from 1991 through 2000.

All-time field goal leaders in Oilers/Titans history:

Player	Seasons	FG Made	Att	Pct
1. Al Del Greco	1991-2000	246	295	83.4
2. Rob Bironas	2005-2011	189	219	86.3
3. Tony Zendejas	1985-1990	117	163	71.8
4. George Blanda	1960-1966	91	187	48.7
5. Toni Fritsch	1977-1981	81	105	77.1

MOST FIELD GOALS SINCE 2005

Rob Bironas' first NFL season was 2005. Since the start of that season, only one player has made more field goals than him.

Most field goals made since the start of Rob Bironas' first season (2005):

Player	FG Made	Attempts	Percent
1. David Akers	199	244	81.6
2. Rob Bironas	189	219	86.3
Neil Rackers	189	222	85.1
4. Robbie Gould	187	218	85.8
5. John Kasay	177	210	84.3

... AND THE BEST FROM 50-PLUS

Rob Bironas also is the NFL's all-time leader in field goal percentage from 50 yards or longer (minimum 20 career field goals of 50-plus yards).

Highest career field goal percentage from 50-plus yards (20 or more field goals of 50-plus yards):

Player	Made	Att	Pct
1. Rob Bironas	21	29	72.4
2. Jeff Wilkins	26	36	72.2
3. Josh Brown	28	43	65.1
4. Ryan Longwell	24	39	61.5
5. Jason Elam	39	65	60.0

TOP FIELD GOAL PERCENTAGE, NFL HISTORY

Titans kicker **Rob Bironas** has established himself as one of the most accurate kickers in the history of the National Football League. In addition to being the team's all-time accuracy leader, he currently ranks third all-time in the NFL with a percentage of 86.3 on field goal attempts.

To qualify in the NFL record books in the category of highest career field goal percentage, a kicker is required to have a minimum of 100 made field goals.

Highest field goal percentage in NFL history (min. 100 field goals):

Player	Made	Att	Pct
1. Nate Kaeding	173	200	86.5
2. Mike Vanderjagt	230	266	86.5
3. Rob Bironas	189	219	86.3
4. Shayne Graham	214	249	85.9
5. Robbie Gould	187	218	85.8

Highest field goal percentage in team history (min. 100 field goals):

Player	Seasons	Made	Att	Pct
1. Rob Bironas	2005-2011	189	219	86.3
2. Al Del Greco	1991-2000	246	295	83.4
3. Tony Zendejas	1985-1990	117	163	71.8

BIRONAS IS NFL'S BEST FROM 40-PLUS

Titans kicker **Rob Bironas** has been effective from long distance since his first NFL season in 2005, making 81 of 103 career attempts from 40 yards or beyond.

Since the 1970 AFL-NFL merger, Bironas' 78.6 percent rate from 40-plus yards ranks first in the NFL among players with at least 100 career field goals.

Highest field goal percentage from 40-plus yards among all NFL players since 1970 (100 or more career field goals):

Player	Made	Att	Pct
1. Rob Bironas	81	103	78.6
2. Mike Vanderjagt	81	107	75.7
3. Shayne Graham	65	88	73.9
4. Nate Kaeding	55	77	71.4
5. Robbie Gould	63	89	70.8

CONSECUTIVE GAMES WITH 40-YARD FG

Against Jacksonville on Dec. 24, **Rob Bironas** recorded his ninth consecutive game with at least one field goal from 40 yards or longer. That set a new NFL record, breaking a tie at eight games with **Morten Andersen** (1990-91) and **Jeff Wilkins** (2005-06).

Most consecutive games with a field goal from 40-plus yards (since the 1970 AFL-NFL merger):

Player	Season(s)	Games
1. Rob Bironas	2011 (active)	10
2. Morten Andersen	1990-91	8
Jeff Wilkins	2005-06	8

TOP FIELD GOAL PERCENTAGE IN 2011

Rob Bironas made 29 of 32 field goals in 2011. His only misses were from 66, 34 and 42 yards. His percentage of 90.6 ranked fourth in the NFL behind **Matt Bryant** (93.1), **Connor Barth** (92.9) and **Josh Scobee** (92.0).

Bironas' 2011 season came on the heels of a 2010 campaign in which he made 24 of 26 field goals (missed from 35 and 61 yards). His percentage of 92.3 ranked third in the NFL in 2010 behind **Ryan Longwell** (94.4) and **Adam Vinatieri** (92.9).

Highest field goal percentage in 2011:

Player	Team	Made	Att	Pct
1. Matt Bryant	Atl	27	29	93.1
2. Connor Barth	TB	26	28	92.9
3. Josh Scobee	Jax	23	25	92.0
4. Rob Bironas	Ten	29	32	90.6
5. Alex Henery	Phi	24	27	88.9



SINGLE-SEASON PCT., FRANCHISE HISTORY

Rob Bironas' field goal percentage of 90.6 in 2011 ranked third in team history.

Bironas now owns half of the 10-best seasons in franchise history in terms of field-goal percentage.

Highest field goal percentage in a single season, franchise history:

Player	Year	Made	Att	Pct
1. Rob Bironas	2010	24	26	92.3
Al Del Greco	1998	36	39	92.3
3. Rob Bironas	2011	29	32	90.6
4. Rob Bironas	2007	35	39	89.7
5. Rob Bironas	2008	29	33	87.9
6. Gary Anderson	2003	27	31	87.1
Al Del Greco	1995	27	31	87.1
8. Al Del Greco	1993	29	34	85.3
9. Rob Bironas	2009	27	32	84.4
10. Al Del Greco	1996	32	38	84.2

CONSECUTIVE FGs WITHOUT A MISS

Rob Bironas missed only two field goals in 2010. From Oct. 3 to Jan. 2, he made 20 consecutive field goals to tie the franchise record. Bironas, who previously made 20 field goals in a row from 2007 to 2008, shares the record with **Al Del Greco**, who accomplished the feat from 1998 to 1999.

In 2011, Bironas recorded two more of the team's all-time best field goal streaks. After missing his first two attempts of the season (one from 66 yards), he made 14 straight from Sept. 18 to Nov. 20. He then made his last 15 field goals of the season. Bironas now holds five of the top eight streaks in franchise history.

Most consecutive field goals made, franchise history:

Player	Season(s)	Consecutive Field Goals Made
1. Rob Bironas	2010	20
Rob Bironas	2007-08	20
Al Del Greco	1998-99	20
4. Rob Bironas	2007	19
5. Al Del Greco	1995-96	18
6. Rob Bironas	2011 (active)	15
7. Rob Bironas	2011	14
Al Del Greco	1999-00	14
9. Al Del Greco	1994-95	13

CONSECUTIVE GAMES WITH FG, TEAM HISTORY

On Nov. 28, 2010, at Houston, Titans kicker **Rob Bironas** had his franchise record-breaking streak of 20 consecutive games with a field goal snapped. He had at least one field goal in every game from Nov. 1, 2009 through Nov. 21, 2010, topping the previous franchise record he set during the 2006 and 2007 seasons.

Most consecutive games with a field goal, franchise history:

Player	Seasons	Games
1. Rob Bironas	2009-10	20
2. Rob Bironas	2006-07	19
3. Rob Bironas	2008	12
Gary Anderson	2003	12
Al Del Greco	1998	12
4. Rob Bironas	2011 (active)	10
George Blanda	1964-65	10
George Blanda	1966	10

CONSECUTIVE PATs, TEAM HISTORY

Against Tampa Bay on Nov. 27, **Rob Bironas** became the second player in franchise history to make 200 consecutive extra point attempts.

Most consecutive PATs, franchise history:

Player	Seasons	Consecutive PATs
1. Al Del Greco	1993-2000	229
2. Rob Bironas	2006-present	209
3. Gary Anderson	2003-2004	79
4. Al Del Greco	1991-1993	76
5. Skip Butler	1972-1976	75

FRANCHISE SEASON SCORING LEADERS

Rob Bironas owns four of the top nine scoring seasons in team annals. Most recently, his 2011 total of 121 points was the seventh-best output in club history.

In 2007, he registered a career high and the second-highest point total in club history, collecting 133 points. He followed that performance with 127 points in 2008, the fourth-ranked total in franchise history.

Most points in a single season, franchise history (top 10 all kickers):

Player	Season	Extra Points Made	Extra Points Att	Field Goals Made	Field Goals Att	Total Points
1. Al Del Greco	1998	28	28	36	39	136
2. Rob Bironas	2007	28	28	35	39	133
3. Al Del Greco	1996	35	35	32	38	131
4. Rob Bironas	2008	40	40	29	33	127
5. Al Del Greco	1993	39	40	29	34	126
6. Gary Anderson	2003	42	42	27	31	123
7. Rob Bironas	2011	34	34	29	32	121
8. Rob Bironas	2009	37	37	27	32	118
Al Del Greco	2000	37	38	27	33	118
10. George Blanda	1960	46	47	15	33	115*
Tony Zendejas	1989	40	40	25	37	115

* Blanda's 1960 point total also included four rushing touchdowns

#6 • P BRETT KERN

[CLICK FOR COMPLETE BIO \(PDF\)](#)



Punter **Brett Kern** is in his fifth NFL season and his third full campaign with the Titans in 2012.

Kern's 2011 statistics included a career-high 86 punts for a gross average of 43.6 yards. His net average of 39.4 yards set a career high and a new franchise record, narrowly beating out **Craig Henrich's** previous franchise record of 39.2 net yards per punt in 1998.

Kern punted 77 times in 2010, averaging 42.9 gross yards per punt with 24 punts inside the 20. He also averaged 39.1 net yards per attempt, which ranked seventh in the NFL in 2010 and third in franchise history for a single season.

Kern was claimed by the Titans off waivers from the Denver Broncos on Oct. 27, 2009. He spent the entire 2008 season and the first six games of 2009 campaign in Denver, totaling 73 punts and a 46.5-yard average in 22 games with the Broncos.

In 2008, Kern ranked fifth in the league with a 46.7-yard punting average that marked the third-best season total by a Bronco in club history. He was named to the All-Rookie team by Pro Football Weekly/PFWA and The Sporting News.

The Grand Island, N.Y., native was originally signed by the Broncos as a rookie free agent on April 28, 2008, following four seasons at the University of Toledo.

Kern's 2012 Preseason Statistics:

Year	GP	No	Yds	Avg	Lg	TB	In20	Net
2012	4	19	799	42.1	63	2	8	38.9

Kern's Career Regular Season Statistics:

Year	Team	GP	No	Yds	Avg	Lg	TB	In20	Net
2008	Den	16	46	2,150	46.7	64	4	13	37.8
2009	Den/Ten	16	64	2,910	45.5	67	10	27	38.5
2010	Ten	16	77	3,302	42.9	68	4	24	39.1
2011	Ten	16	86	3,747	43.6	64	7	31	39.4
2012	Ten	0	0	0	-	-	0	0	-
Totals		64	273	12,109	44.4	68	25	95	38.8

HIGHEST NET PUNTING AVERAGE, 2008-2011

Since entering the NFL in 2008, **Brett Kern** ranks ninth in the NFL in net punting average.

Highest net punting average, 2008-2011:

Player	Punts	Yards	Avg	TB	In20	Lg	Net
1. Shane Lechler	341	16,878	49.5	38	117	80	41.8
2. Andy Lee	334	16,039	48.0	38	105	82	40.5
3. Donnie Jones	371	17,240	46.5	30	115	68	39.8
4. Dustin Colquitt	343	15,463	45.1	29	128	73	39.5
5. Mat McBriar	219	10,081	46.0	21	86	68	39.3
6. Sam Koch	311	13,888	44.7	27	120	74	38.9
7. Adam Podlesh	264	11,405	43.2	21	82	70	38.9
8. Thomas Morstead	161	7,370	45.8	14	52	64	38.9
9. Brett Kern	273	12,109	44.4	25	95	68	38.8
10. Brandon Fields	300	13,900	46.3	24	112	71	38.6

SINGLE-SEASON NET AVG., TEAM HISTORY

In 2011, **Brett Kern** set a new franchise record with a net punting average of 39.37. He set a career high with 86 punts with a gross average of 43.6 yards per punt, and opponents averaged only 6.1 yards per return. Kern topped **Craig Hentrich's** previous franchise record of 39.22 net yards per punt, set in 1998.

Highest single-season net punting average, franchise history:

Player	Year	Net Average
1. Brett Kern	2011	39.37
2. Craig Hentrich	1998	39.22
3. Greg Montgomery	1993	39.13
4. Brett Kern	2010	39.06
5. Craig Hentrich	1999	38.10
6. Craig Hentrich	2004	37.99

SINGLE-GAME NET AVERAGE, TEAM HISTORY

During the 2011 season, **Brett Kern** recorded two of the franchise's top 10 net punting performances, recording a pair of games with a 45.8-yard net average (12/4 at Buffalo and 1/1 at Houston).

Highest single-game net punting average, since 1976 (min. 4 punts):

Player	Date	Opp	Punt	Gross Avg	TB	In20	Net Avg
1. Greg Montgomery	09/19/93	SD	5	57.6	1	0	49.8
2. Greg Montgomery	12/27/92	Buf	5	59.2	1	2	49.4
3. Craig Hentrich	11/04/01	Jac	4	57.5	0	2	48.5
4. Brett Kern	01/03/10	Sea	4	53.5	1	1	46.5
5. Craig Hentrich	09/20/09	Hou	4	49.8	0	1	46.3
6. Brett Kern	01/01/12	Hou	6	47.7	0	4	45.8
7. Brett Kern	12/04/11	Buf	5	47.8	0	4	45.8
8. Craig Hentrich	09/24/06	Mia	6	45.8	0	3	45.5
Craig Hentrich	11/28/99	Cle	4	47.8	0	2	45.5
10. Craig Hentrich	11/15/98	Pit	4	55.3	0	1	45.3

#83 • WR/KR/PR MARC MARIANI

[CLICK FOR COMPLETE BIO \(PDF\)](#)



Wide receiver/returner **Marc Mariani** (pronounced Mary-Annie) is in his third NFL season.

In his first two years, he emerged as one of the NFL's top return men and one of the best at his job in franchise history.

In 2011, Mariani returned 46 punts (third in franchise history) for an average of 10.7 yards per return, which ranked sixth in the AFC and eighth in Titans/Oilers history. He also averaged 23.4 yards on 32 kickoff returns.

Mariani was selected by the Titans in the seventh round of the 2010 NFL Draft as the 222nd overall player chosen in the draft.

After winning a roster spot as a rookie in 2010, Mariani embarked on arguably one of the best seasons by a returner in franchise history and earned a Pro Bowl berth at the conclusion of his rookie year. He ranked fourth in the NFL and first among all rookies with a 12.2-yard punt return average, which also ranked sixth in franchise history. On kickoff returns, he was ninth in the NFL and second among rookies with a 25.5-yard average.

With a league-leading combined total of 1,859 yards on kickoff and punt returns in 2010, Mariani broke **Derrick Mason's** single-season franchise record, set in 2000, of 1,794 yards on returns. Mariani also broke a 47-year old franchise record by surpassing **Bobby Jancik's** 1963 total of 1,317 kickoff return yards.

A native of Havre, Mont., Mariani became the most prolific wide receiver in Montana Grizzlies history, setting records for career receiving yards (3,018), receiving touchdowns (29) and career all-purpose yards (5,441). He also averaged 15.1 yards per career punt return and 27.6 yards per kickoff return. En route to being named an Associated Press All-American as a senior, he set a school record with 1,479 yards on 80 receptions. He scored 15 total touchdowns in his final season, scoring 13 times on receptions and twice on returns.

2012 Preseason Highlights:

- **At Seattle (8/11)**, returned a kickoff 28 yards and notched two receptions for 52 yards. In the third quarter, he helped set up a touchdown with a 39-yard reception.
- **At Tampa Bay (8/17)**, caught two passes for 16 yards, returned two punts 14 yards, and gained 38 yards on a kickoff return.
- **Against Arizona (8/23)**, returned a kickoff 29 yards and returned a punt 14 yards. On the punt return, he suffered a fracture of his left tibia and fibula.
- Placed on injured reserve due to his fractured left leg on Aug. 26, 2012.

Mariani's 2012 Preseason Receiving Statistics:

Year	GP	GS	Rec	Yds	Avg	Lg	TD
2012	3	0	4	68	17.0	39	0

Mariani's 2012 Preseason Return Statistics:

Year	PR	FC	Yds	Avg	Lg	TD	KR	Yds	Avg	Lg	TD
2012	3	1	28	9.3	14	0	3	95	31.7	38	0

Mariani's Career Regular Season Receiving Statistics:

Year	GP	GS	Rec	Yds	Avg	Lg	TD
2010	16	0	0	0	-	-	0
2011	16	0	5	24	4.8	6	0
Totals	32	0	5	24	4.8	6	0

Mariani's Career Regular Season Return Statistics:

Year	PR	FC	Yds	Avg	Lg	TD	KR	Yds	Avg	Lg	TD
2010	27	17	329	12.2	87t	1	60	1,530	25.5	98t	1
2011	46	18	490	10.7	79t	1	32	748	23.4	49	0
Totals	73	35	819	11.2	87t	2	92	2,278	24.8	98t	1

2011 AFC PUNT RETURN LEADERS

In 2011, **Marc Mariani** finished sixth in the AFC with a 10.7-yard punt return average.

2011 AFC punt return average leaders:

Player	Team	PR	FC	Yds	Avg	Lg	TD
1. Javier Arenas	KC	32	7	410	12.8	37	0
2. Davone Bess	Mia	37	24	442	11.9	25	0
3. Joshua Cribbs	Cle	34	8	388	11.4	84t	1
4. Jeremy Kerley	NYJ	29	16	317	10.9	53	0
5. Antonio Brown	Pit	30	26	325	10.8	60t	1
6. Marc Mariani	Ten	46	18	490	10.7	79t	1
7. Brandon Tate	Cin	51	17	543	10.6	56t	1
8. Julian Edelman	NE	28	7	296	10.6	72t	1
Jacoby Jones	Hou	49	7	518	10.6	79t	1
10. Lardarius Webb	Bal	30	20	301	10.0	68t	1

FRANCHISE KICKOFF RETURN LEADERS

Titans returner **Marc Mariani** returned five kickoffs at Atlanta on Nov. 20, 2011 to put him past the 75-return qualifier for the team and NFL record books in career kickoff return average. With an average of 24.8 yards per return, he trails only **Bobby Jancik** (26.5) in franchise history.

Highest career kickoff return average, franchise history (minimum 75 career returns):

Player	Seasons	KR	Yds	Avg	Lg	TD
1. Bobby Jancik	1962-1967	158	4,185	26.5	61	0
2. Marc Mariani	2010-2011	92	2,278	24.8	98t	1
3. Billy Johnson	1974-1980	121	2,902	24.0	81t	2
4. Mel Gray	1995-1997	111	2,592	23.4	88	0
5. Derrick Mason	1997-2004	156	3,496	22.4	101t	1

MOST YARDS ON KICKOFF & PUNT RETURNS

In his first two NFL seasons, **Marc Mariani** turned in two of the franchise's top two all-time seasons as a returner.

In 2010, Mariani set the franchise record for the most total return yards on punts and kickoffs in franchise history. His 2010 total exceeded **Derrick Mason's** previous record of 1,794 yards in 2000. Mariani's 2010 total also led the NFL and ranked 18th in league history.

Mariani followed his record-setting campaign with 1,238 combined punt return and kickoff return yards in 2011, ranking ninth in team annals.

Most total punt and kickoff return yards in a season, franchise history:

Player	Season	Punt Ret Yards	Kickoff Ret Yards	Total Ret Yards
1. Marc Mariani	2010	329	1,530	1,859
2. Derrick Mason	2000	662	1,132	1,794
3. Mel Gray	1995	303	1,183	1,486
4. Bobby Jancik	1963	145	1,317	1,462
5. Mel Gray	1996	205	1,224	1,429
6. Billy Johnson	1975	612	798	1,410
7. Adam Jones	2005	272	1,127	1,399
8. Chris Carr	2008	323	984	1,307
9. Marc Mariani	2011	490	748	1,238
10. Jerry LeVias	1969	292	940	1,232

SEASON PR AVERAGE, FRANCHISE HISTORY

Marc Mariani ranked sixth in the AFC (11th in NFL) in 2011 with a 10.7-yard punt return average. The statistic ranked eighth in the 52-year history of the franchise.

In Mariani's rookie season of 2010, he averaged 12.2 yards per punt return to mak sixth in team annals.

Highest punt return average in a season, franchise history:

Player	Season	PR	FC	Yds	Avg	Lg	TD
1. Billy Johnson	1977	35	8	539	15.4	87t	2
2. Billy Johnson	1975	40	1	612	15.3	83t	3
3. Billy Johnson	1974	30	3	409	13.6	49	0
4. Derrick Mason	2000	51	17	662	13.0	69t	1
5. Adam Jones	2006	34	3	440	12.9	90t	3
6. Marc Mariani	2010	27	17	329	12.2	87t	1
7. Justin McCareins	2003	29	17	330	11.4	58t	1
8. Marc Mariani	2011	46	18	490	10.7	79t	1
9. Billy Johnson	1976	38	9	403	10.6	46	0
10. Mel Gray	1995	30	20	303	10.1	20	0

SEASON KOR YARDS, FRANCHISE HISTORY

On Dec. 26, 2010 at Kansas City, **Marc Mariani** broke a 47-year old franchise record by surpassing **Bobby Jancik's** 1963 total of 1,317 kickoff return yards.

Most kickoff return yards in a season, franchise history:

Player	Season	KR	Yds	Avg	Lg	TD
1. Marc Mariani	2010	60	1,530	25.5	98t	1
2. Bobby Jancik	1963	45	1,317	29.3	53	0
3. Mel Gray	1996	50	1,224	24.5	88	0
4. Bobby Wade	2006	50	1,194	23.9	48	0
5. Mel Gray	1995	53	1,183	22.3	54	0
6. Derrick Mason	2000	42	1,132	27.0	66	0
7. Adam Jones	2005	43	1,127	26.2	85	0
8. Chris Carr	2008	35	984	28.1	52	0
9. Jerry LeVias	1969	38	940	24.7	87	0
10. Mike Archie	1998	42	913	21.7	50	0

2010 NFL RETURN LEADERS

As a rookie in 2010, **Marc Mariani** ranked fourth in the NFL in punt return average. He was first among rookies. On kickoff returns, he was ninth in the NFL and second among rookies.

Mariani and Detroit returner **Stefan Logan** were the only NFL players to finish in the top 10 in both punt return average and kickoff return average.

For his efforts, Mariani was voted to be the AFC's returner in the Pro Bowl. He is the fourth returner in franchise history to receive the honor, joining **Billy "White Shoes" Johnson** (1975, 1977), **Carl Roaches** (1981) and **Derrick Mason** (2000).

2010 NFL punt return average leaders (* denotes rookie):

Player	Team	PR	FC	Yds	Avg	Lg	TD
1. Devin Hester	Chi	33	10	564	17.1	89t	3
2. Julian Edelman	NE	21	6	321	15.3	94t	1
3. Ted Ginn Jr.	SF	24	18	321	13.4	78t	1
4. Marc Mariani *	Ten	27	17	329	12.2	87t	1
5. Stefan Logan	Det	30	21	362	12.1	71	0

2010 NFL kickoff return leaders (* denotes rookie):

Player	Team	KR	Yds	Avg	Lg	TD
1. David Reed *	Bal	21	616	29.3	103t	1
2. Brad Smith	NYJ	50	1,432	28.6	97t	2
3. Eric Weems	Atl	40	1,100	27.5	102t	1
4. LaRod Stephens-Howling	Ari	57	1,548	27.2	102t	2
5. Stefan Logan	Det	54	1,448	26.8	105t	1
6. Brandon Tate	NE	41	1,057	25.8	103t	2
7. Micheal Spurlock	TB	44	1,129	25.7	89t	1
8. Leon Washington	Sea	57	1,461	25.6	101t	3
9. Marc Mariani *	Ten	60	1,530	25.5	98t	1
10. Eric Decker *	Den	22	556	25.3	51	0

TITANS TIDBITS: THE BEST OF TITANS OFF-THE-FIELD HIGHLIGHTS

C EUGENE AMANO (IR)

- Although he was born in the Philippines, Amano lived in the United States from the time he was two months old. His mother, Aida, a nurse, and his father, Eugene, who served in the U.S. Navy for 25 years, were stationed in the Philippines when he was born but then moved to San Diego.
- Amano spent a June weekend in 2012 in the presence of some distinguished company in Washington, D.C., where he talked football with the president of the Philippines. Amano, who was born in Manila, Philippines, attended a luncheon for Philippines President Benigno Aquino III. He sat at the head table with Aquino and Secretary of State Hillary Clinton.

LB AKEEM AYERS

- Ayers is close friends with current Titans cornerback Alterraun Verner. The two played together at UCLA during the 2008-2009 seasons and Verner actually met with Ayers in Los Angeles this offseason to discuss what the rookie can expect in his initial NFL campaign.
- Ayers is a skilled free-hand artist. His favorite things to sketch are super heroes.

S JORDAN BABINEAUX

- Babineaux's brother, Jonathan, is an eighth-year defensive tackle with the Atlanta Falcons.
- The Babineaux brothers are filmmakers with their own movie production company called Two Brothers Productions. They released their first feature film in April 2012 entitled "Woman Thou Art Loosed: On the 7th Day." The dramatic thriller had a national limited release in just over 100 AMC theaters around the country. The brothers are executive producers of the film.
- Babineaux, a broadcasting major at Southern Arkansas, appeared on the Food Network show "Heat Seekers" during the 2011 season. He joined chefs Roger Mooking and Aaron Sánchez in a fiery face-off with the Satan's Tongue Hot Chicken entree at Scoreboard Bar and Grill in Nashville.
- Babineaux also appeared on the Golf Channel program "The Golf Fix" during the 2012 offseason.

LB PATRICK BAILEY

- In 2008, the Elmendorf, Texas, native earned the Pittsburgh Steelers' Joe Greene Great Performance Award as the teams' Rookie of the Year.

DE DAVE BALL (IR)

- His identical twin brother, Matt, also played defensive end at UCLA and currently works for a research and development group in Washington, D.C.

K ROB BIRONAS

- Bironas' father, Larry, owns Bironas, Inc., a building automation company in Louisville, Ky. While Rob was out of football from 2001-02, he worked for his father and older brother, Greg, doing sales and marketing for the business.
- During his time in Charlotte, N.C., while he was playing for the AFL's Carolina Cobras, he took a second job working in security and loss prevention at a Best Buy store.
- The Rob Bironas Fund was founded in 2008 and is a Component Fund of the Community Foundation of Middle Tennessee. The Fund focuses on supporting causes in Tennessee and Kentucky that have children at the core of their missions.

WR KENNY BRITT

- Britt had an important advocate in the time leading up to the 2009 NFL Draft. He spent extensive time training with former Denver Broncos wide receiver Rod Smith, who then recommended Britt to the Titans.
- Britt is an avid player of the video game *Call of Duty*.

LB ZACH BROWN

- Brown was a unique athlete in high school. He was a state champion wrestler and a two-time state champion sprinter in Maryland. As a senior, he posted a 29-0 record on the wrestling mat, recording 17 pins and five technical falls. He also captured the state class 3-A title in the 100-meter dash (10.67 seconds) and 200-meter dash (21.52), becoming the first player in school history to win a state title in track.
- Since his childhood, Brown has always been interested in deep sea

creatures. Eventually, he would like to have a huge circular fish tank in his home with a few small sharks.

CB TOMMIE CAMPBELL

- Prior to enrolling at California (Pa.) in 2010, Campbell held a full-time job as a janitor for six months at Pittsburgh International Airport.
- Campbell comes from a storied prep football program at Aliquippa High School. Former All-Pro cornerback Ty Law and Pro Football Hall of Famer Mike Ditka both attended the school, and Campbell played alongside current N.Y. Jets Pro Bowl cornerback Darrelle Revis.

DT JURRELL CASEY

- Family members, friends and teammates call him "Tut-Tut," a nickname he earned from his aunt as a small child because she said he walked like a turtle.
- Casey has nine brothers and sisters.

DT ZACH CLAYTON (PRACTICE SQUAD)

- Clayton's parents met while on the track team at the University of Illinois. His mother, Rebecca, was a three-time All-American in the long jump and his father, Jerry, threw the shot put for the school. Jerry has served as the assistant head track coach at Auburn for the last 13 years.
- Clayton threw the discus for two seasons (2007-2008) while at Auburn.

TE JARED COOK

- His older brother, Jason, played fullback at Ole Miss from 2005-08. Jason was signed by the Baltimore Ravens as a rookie free agent in May 2009.
- On the back of his cleats, Cook writes the initials A.C. and D.R. The letters represent Ammon Craine, one of Cooke's best friends who died tragically from drowning during high school, and Dennis Roland, his high school coach and mentor who died from thyroid cancer in January 2008.

LB ZAC DILES

- As a child, Diles was musically-inclined, playing the saxophone and the piano.

DE LEGER DOUZABLE (IR)

- Douzable is planning to start his own foundation to aid kids in Haiti and to help foster kids get into college.

G RYAN DURAND (IR)

- Durand graduated from Syracuse with a 3.75 GPA and a degree in exercise science in December 2008. The four-time Big East All-Academic selection's post-football endeavors include going back to school to obtain a degree in physical therapy. Prior to the NFL Draft, he was accepted to study at his top post-grad choice, Springfield College.

DE PANNEL EGBOH (pronounced puh-NELL EGG-boh)

- Egbob was not a highly recruited player coming out of high school because of his lack of experience with the game. His father pulled him out of football his junior year at North Mesquite High School for making a 'B' in one class. Except for one playoff game at the end of his sophomore year, he had no varsity football game experience until his senior season.
- Egbob's family is of Nigerian heritage.

S MICHAEL GRIFFIN

- Griffin grew up playing football with his fraternal twin brother, Marcus, as a teammate. Both attended the University of Texas with Marcus redshirting his first season while Michael played immediately. They are the product of two military parents: Ronald, who served more than 20 years with the U.S. Air Force; and Mae, who was in the U.S. Navy for more than two decades.

RB JAMIE HARPER

- Harper went back to school at Clemson during the 2012 offseason to work toward his degree in communications. He has eight hours of classes remaining before graduation.
- Harper lists his father James, who works for a towing company in Jacksonville, as one of the most inspirational people in his life. James raised Jamie and his three brothers after their mother Dietria passed away from lung cancer when Jamie was just nine years old.

TITANS TIDBITS: THE BEST OF TITANS OFF-THE-FIELD HIGHLIGHTS

G LEROY HARRIS

- In high school, Harris won the North Carolina 4A State Wrestling Championship in the 275-pound weight class. While redshirting in his first season on the football team at N.C. State, he wrestled for the Wolf-pack and placed third in the ACC among heavyweights.
- Harris has a college degree in sports management from N.C. State.

QB MATT HASSELBECK

- The Hasselbeck family has a rich tradition in pro football. Matt's father Don, played tight end in the NFL for nine seasons with the Patriots (1977-83), Raiders (1983), Vikings (1984), and Giants (1985). His younger brother, Tim, was a starting quarterback for Boston College and played for the Philadelphia Eagles (2002), Washington Redskins (2003-2004), N.Y. Giants (2005-2006) and Arizona Cardinals (2007). His youngest brother, Nathanael, also attended Boston College and played defensive back.
- Hasselbeck is the brother-in-law of television personality (The View and Survivor) Elisabeth Hasselbeck, who is married to his brother Tim.
- He and his wife, Sarah, co-chaired Medical Teams International's Field of Dreams auction for three years and have been dedicated supporters of MTI for the past six years. The organization's mission is to serve people all over the world stricken by disaster, conflict and poverty. MTI (www.medicalteams.org and on Twitter at @medteams) also has the largest mobile dental fleet that provides dental care to those unable to afford dental care.
- The Hasselbecks are supporters of charity: water, whose mission is to provide clean and safe drinking water to people in developing nations (www.charitywater.org and on twitter at @charitywater). They are part of the organization's membership group called The Well, which allows charity: water to direct 100% of public donations to fund water projects.

WR LAVELLE HAWKINS

- Hawkins was raised primarily by his grandmother, Janet Curley, in the Sierra Vista housing projects in Stockton due to the death of his father when he was only 18 months old and his mother "going through some things" during his childhood.
- Hawkins endured a long road to eventually find athletic and academic success at Cal. He worked tirelessly with a tutor in high school to become eligible for NCAA Division I sports and eventually enrolled at Louisiana State University in the summer of 2004. However, after LSU's first game he decided he needed to be closer to home and transferred to City College of San Francisco for one season. He then was offered a scholarship at Cal beginning in 2005. As a senior, he earned Cal's Dink Artal award as the player showing academic commitment and improvement, and he is within a few credits of receiving his degree.

G STEVE HUTCHINSON

- Hutchinson enjoys cooking and is good friends with Food Network star Guy Fieri. The All-Pro guard is an accomplished amateur chef who was raised on traditional southern cuisine and is a mainstay in the kitchen at home with his wife and two children. Shortly after joining the Titans in the offseason, Hutchinson cooked a steak dinner for the quarterbacks.

RB CHRIS JOHNSON

- Johnson decided to attend East Carolina because the Pirates offered him the best opportunity to play running back. Other schools that recruited him wanted him to play cornerback. His versatility as an athlete came in handy as a junior at ECU when he played slot receiver to limit his cutting on a turf toe injury.
- Johnson was a star running back and track athlete for the Olympia High School Titans in Orlando, Fla. He finished second in the 100-meter dash at the Florida state meet to Walter Dix, who went on to win the bronze medal at the 2008 Summer Olympics.
- At his website, www.chrisjohnsonhq.com, Johnson has his own clothing line for sale.
- In 2012, Johnson launched his own foundation, Team CJ2K (www.teamcj2k.org), to partner with Learning Through Sports, East Carolina University, United Way, Boys and Girl Club and Middle Tennessee State University to "deliver the most amount of help to the largest number of kids possible." Efforts will center on educational programs for underserved youth. In addition to pledging his own money for the cause, Johnson is hoping to get other individuals and businesses to pledge a certain amount for every yard he gains rushing the football.

FB QUINN JOHNSON

- Johnson's cousin, Terry Robiskie, played running back at LSU (1973-76), five seasons in the NFL, and is currently the wide receivers coach for the Atlanta Falcons.

S ROBERT JOHNSON

- During the 2012 offseason, Johnson spent time in Pennsylvania working out with short track speed skater Apolo Anton Ohno, snowboarder Louie Vito and Pittsburgh Steelers linebacker Stevenson Sylvester. Johnson and Sylvester were teammates at Utah and got connected with Ohno's athletic trainer, John Schaeffer.
- When he was just six years old, Johnson and his family were forced to confront a terrible tragedy when his father, Wayne, was shot and killed in a robbery. Johnson says ultimately it made his family stronger and credits his mother, Wanda, with persevering through the loss.

K BRETT KERN

- Kern's father, Cal, owns a collegiate baseball team in Niagara Falls, N.Y. called the Niagara Power.
- Kern is an avid golfer that sports a 1 handicap. He picked the game up late in his high school years and caddied for three summers at Inverness Golf Club (Toledo, Ohio) while in college.

DT KARL KLUG (last name pronounced KLOOG)

- Klug has an identical twin brother, Kevin, who played linebacker at Minnesota State University, Mankato. As high school teammates, Kevin played fullback, opening holes for Karl, the team's running back. They have an older sister, Kelsey.
- Klug's small hometown of Caledonia calls itself the "Wild Turkey Capital of Minnesota" and "The Heart of Quilt Country."

T/G TROY KROPOG

- Kropog is a long-time friend of current Chicago Bears safety Craig Steltz. The two of them grew up playing football together from the age of 10 until they went their separate ways to college.

QB JAKE LOCKER

- Locker was selected in the 40th round of the Major League Baseball draft by the Los Angeles Angels in 2006 coming out of Ferndale High School, and the organization again tabbed him in the 10th round of the 2009 draft to play centerfield in their minor league system. Locker actually returned to the Washington football team as a walk-on for his senior campaign, as the Angels paid his scholarship costs during the 2010 semester.
- Locker played outfield for the Bellingham Bells of the West Coast Collegiate Baseball League in 2008, where he was named by Baseball America as the league's top prospect. After suffering an offseason injury, he played in just 10 games, hitting .273 with one home run before returning to Washington for 2008 football fall camp. An anonymous baseball scout quoted in Baseball America said Locker "could be a potential Hall of Famer."
- In 2010, Locker's hometown of Ferndale declared the day of its annual Old Settlers Picnic to be "Jake Locker Day."
- Of all the impressive tailgate parties that take place before and after University of Washington football games, one of the most formidable the last few years was held by the "Ferndawgs," a passionate group of family and friends from Ferndale who cheered at every home game Locker played.

LB KEVIN MALAST (IR)

- While awaiting his next football opportunity after being released by the Titans at the end of the 2011 training camp, Malast served as a strength and conditioning assistant in the Rutgers University athletic department for nearly three months.

WR MARC MARIANI (IR)

- Mariani was a non-preferred walk-on at Division I-AA Montana before working his way up the Grizzlies' depth chart and finally earning a scholarship as a junior.
- Mariani is a close friend and was a Montana teammate of former Titans coach Jeff Fisher's son, Brandon.

DT SEN'DERRICK MARKS

- Marks' athleticism also translates to the hardwood. The 6-foot-2-inch,

TITANS TIDBITS: THE BEST OF TITANS OFF-THE-FIELD HIGHLIGHTS

306-pounder can dunk a basketball. Former Auburn head coach Tommy Tuberville saw him dunk in high school and offered him a football scholarship on the spot.

- Marks is the oldest of eight children, with the youngest being 12 years old.
- Marks, a rehabilitation services major at Auburn, hopes to start a foundation that mentors juvenile delinquents and people with disabilities.

S MARKELLE MARTIN (IR)

- Martin was the winner of Oklahoma State's Nate Fleming Award for his classroom performance as a senior.
- Martin has an affinity for silicone wristbands. Through the years he's racked up more than a dozen — each one with a special meaning. He didn't take them off for games at Oklahoma State. He would wear them under his sleeves or gloves during his college games.

DT MIKE MARTIN

- Away from the gridiron in high school, he was a two-time state champion wrestler and an All-American as a senior. Martin was also a record-setting shot-putter and discus thrower in track and field.
- Martin is interested in film making, and he has his own YouTube Channel — GoMikeMartin. He documented his senior year and developed his own web series.
- Martin loves dogs and shows working class Rottweilers. He once was named the National Junior Handler of the Year.
- Martin played the saxophone in the jazz band in high school and still dabbles with the instrument.

C KEVIN MATTHEWS

- Matthews' family has a storied history in the NFL. His father and current position coach, Bruce, was inducted into the Pro Football Hall of Fame in 2007 after an illustrious 19-year career with the Houston Oilers and Tennessee Titans. His uncle, Clay Matthews, Jr., was a four-time Pro Bowl linebacker who played 19 seasons with the Cleveland Browns and Atlanta Falcons (1978-96). His cousin, Clay Matthews III, currently plays outside linebacker for the Green Bay Packers. Another cousin, Casey Matthews, was selected by the Philadelphia Eagles in the fourth round of the 2011 NFL Draft.
- Two of Matthews' brothers play on the offensive line at Texas A&M. Jake played in nine games with six starts at right tackle as a true freshman at Texas A&M in 2010 and was selected All-Big 12 Conference Honorable Mention as a sophomore. Mike will be the third member of the family to play for the Aggies as a freshman in 2012.

LB COLIN MCCARTHY

- McCarthy survived a frightening car accident in 2007. He was asleep as a passenger in a car driven by a teammate when the teammate fell asleep. The car flipped six times, but McCarthy left the scene without serious injury. Two teammates—the driver and another passenger—suffered injuries that ended their football seasons.
- McCarthy was given jersey No. 44 when he got to Miami, the same number that was worn by another Hurricanes linebacker to whom McCarthy was often compared, Dan Morgan.

CB JASON MCCOURTY

- McCourty played his last three seasons at Rutgers with his identical twin brother, Devin. The duo held down the starting cornerback spots for Scarlet Knights together for two years. Devin, who redshirted his first season at Rutgers, was a first-round draft pick by the New England Patriots in 2010.
- During the 2012 offseason, Jason and Devin McCourty held the first McCourty Brothers Football Camp at St. Joseph Regional High School in New Jersey.

LB GERALD McRATH (IR)

- McRath considers himself a cartoon aficionado. Among many favorites, he's particularly a fan of SpongeBob SquarePants.
- McRath was a cashier at a Winn-Dixie supermarket from ninth to 11th grade, spent two summers in college unloading trucks at Lowe's and spent another summer working at a car auction in Hattiesburg.
- During the 2012 offseason, McRath coached a YMCA tee ball team. His group of children, ages 3 and 4, was called the Oreos.

DE DERRICK MORGAN

- Morgan credits his mother, Pamela Wooden, as his primary role model in life. He also says that she should be credited with his football success, since, even as a single parent, she managed to take him to every practice and every game during his youth.
- Morgan experienced the 2010 NFL Draft as one of the players invited by the league to Radio City Music Hall. He was surrounded by his mother, father, grandparents and other loved ones when NFL Commissioner Roger Goodell announced his name with the 16th overall pick.

CB RYAN MOUTON (last name pronounced MOO-tahn)

- Mouton is a good friend of former Hawaii and current Miami Dolphins wide receiver Davone Bess. They were roommates during Mouton's junior season at Hawaii.
- Mouton's family has strong ties to the ministry: his grandfather, Roland, Sr., his father, Ronald, and his father's twin brother, Roland, Jr., all are local pastors. Mouton has an interest in following in their footsteps after his playing career.

T MIKE OTTO

- Otto's decision to attend Purdue and play football was heavily supported because of his family's deep roots at the university. His father, Ken, played basketball at Purdue from 1971 to 1973, and his mother, Judy; sister, Jennifer; brother, Brian; two uncles; and three aunts also are Purdue graduates.
- Otto's great appreciation for blues and rock music has inspired him to one day open up a blues and rock bar where people can come and listen to live music.
- Otto's most interesting job in high school was working as a groundskeeper for a cemetery.

RB DARIUS REYNAUD

- Reynaud has his own charitable foundation, Run the Right Way, which benefits underprivileged youth in New Orleans, La.

RB JAVON RINGER

- Ringer is the youngest of nine children in his family.
- Ringer's upbringing provided him with two great examples of faith. His father, Eugene, is a pastor at Faith Temple Pentecostal Church of God in Dayton, and his mother, Darlene, is both a minister at the church and an accountant.

T MICHAEL ROOS

- Roos is a travel enthusiast and has spent time during each of the last several offseasons in Europe. He takes an annual golfing trip to Ireland for St. Patrick's Day. In 2011, he spent a week touring Italy and another week in Adelboden, Switzerland. In 2012, Roos and his wife, Katherine, spent two weeks in Brussels, London and Amsterdam with teammate Mike Otto and his girlfriend.
- In 2010, Roos pledged \$500,000 toward the Eastern Washington University's "Red Turf" project at Woodward Field in Cheney, Wash. The red artificial field was the first of its kind, not just in NCAA Division I football, but in the entire country. In the first year the turf was installed, Eastern Washington won the FCS Championship.
- Roos spent the first 10 years of his life in the former Soviet Republic of Estonia, where his family lived in poverty despite his mother, Mae Bates, teaching violin during the day and working nights at a hotel desk. In 1992, one year after the collapse of the Soviet Union, his mother immigrated with him, his brother and his sister to Vancouver, Wash., where they lived with an aunt. In July 2007, Roos, along with his wife, Katherine, traveled back to Estonia for the first time since leaving the country. Roos is believed to be the first Estonian to play in the NFL.
- He earned a scholarship to Eastern Washington after playing one season at tight end in high school. He redshirted as a tight end on the football team and also redshirted on the basketball team for one season before focusing exclusively on football.
- He holds an annual Michael Roos Foundation Fish and Chip three-day charitable event at the Coeur d'Alene Resort in Idaho.

CB COTY SENSABAUGH

- When Sensabaugh was 11, his older brother, Jamaar, died from leukemia a week after being diagnosed. Coty is determined to launch a non-profit organization in Jamaar's name to raise awareness and money to combat the disease, and he hopes to be an active spokesperson for

TITANS TIDBITS: THE BEST OF TITANS OFF-THE-FIELD HIGHLIGHTS

the cause.

- He grew up on the same street in Kingsport, Tenn., as his second cousin, Dallas Cowboys safety Gerald Sensabaugh..

LB TIM SHAW

- During recent offseasons, Shaw has used his time to serve on several mission trips. As a member of the Jaguars in 2009, he visited Costa Rica with a group of players and NFL chaplains with SCORE International. As a member of the Titans, he spent time serving in Haiti in 2011 and 2012, and he also went back to Costa Rica in 2012 with teammate Fernando Velasco and chaplain Reggie Pleasant.
- Shaw was born in Exeter, England and lived there until he was two years old before moving to Michigan. He has visited his birthplace several times and has many relatives that still live there.

QB RUSTY SMITH

- Smith's parents, Russell and Melody, own two restaurants called Russ-Doe's Sandwich Shops in Jacksonville. He grew up working in the restaurants and still helps out when he is in town. One of the most popular sandwiches is the "Russ-Doe's Special," which includes ground beef, small diced onions with the family's "special" ingredient. Only a handful of people actually know what the ingredient is.

DE SCOTT SOLOMON

- As a senior at Rice, Solomon chose to change his number to 35 to honor fellow fifth-year senior Travis Bradshaw, who suffered a career-ending neck injury during preseason camp.

TE CRAIG STEVENS

- He has a younger brother, Eric, who is in his senior season as a fullback at Cal. He has two other brothers, Jeff and Brett, who are firefighters with the L.A. City Fire Department.
- Stevens hopes to one day become involved in law enforcement as a detective or FBI agent, following in the footsteps of his father, Mark, a deputy sheriff in L.A. County.

T DAVID STEWART

- Stewart was raised near Decatur, Ala., in the small town of Moulton. He was employed on his family's farm for much of his childhood, building fences and working with the cattle and chickens among a variety of daily tasks. He hopes to someday run his own chicken farm.
- In high school, Stewart was nicknamed "Big Country" by friends, which stuck with him through his time at Mississippi State. Many friends and teammates still refer to him by the nickname.

T BYRON STINGILY

- Prior to the draft, Stingily trained with former Titans Pro Bowl tackle Brad Hopkins three days per week at D1 in Franklin, Tenn.
- Stingily's off-the-field interests include working on cars, particularly low-riders. He started the hobby as a youngster refurbishing with his uncle.

TE TAYLOR THOMPSON

- Although Thompson spent four college seasons as a defensive end, he was not foreign to the offensive side of the ball. At Prosper (Texas) High School, he caught 58 passes for 960 yards as a senior wide receiver, in addition to playing defensive end and punter. Recruited by Vanderbilt as a tight end, he initially committed to the Commodores but then enrolled at Southern Methodist in order to stay closer to home. Under new head coach June Jones, however, SMU employed a spread offense that did not use a tight end, and Thompson decided to make his mark at defensive end. It was not until the final month of his senior season there that Jones encouraged him to think about making the switch back to tight end. He did, and in February 2012, Titans scouts became convinced of his potential at the Players All-Star Classic in Little Rock, Ark.
- The outdoor enthusiast enjoys golf, fishing and rock climbing. He also plays the guitar.

C FERNANDO VELASCO

- In 2010, Velasco started a foundation called Right C.H.O.I.C.E.S. which is an acronym for Christ Humility Opportunity Integrity Character Education and Success. The foundation sponsors a free camp for kids age 8-14 in his hometown every summer. More than 200 kids attend the camp each year.

CB ALTERRAUN VERNER

- During the 2012 offseason, Verner picked up golf as a hobby and began taking individual lessons.
- During the 2011 offseason lockout, Verner returned to UCLA to complete his degree in mathematics/applied sciences.
- Verner did an internship with California Bank and Trust during the summer of his junior year. He surveyed various positions and learned the inner workings of the financial institution.

WR NATE WASHINGTON

- By signing with the Steelers as an undrafted free agent in 2005, Washington became the first Tiffin University player in the modern era to play in the NFL.
- Washington, a native of Toledo, Ohio, was a lifeguard at a community pool for three summers when he was in high school.

WR DAMIAN WILLIAMS

- Founded a campus Bible study group known as Generate USC along with longtime teammate Mitch Mustain at Southern Cal. The group evolved to 85 people per week and Williams has passed the leadership torch to current USC quarterback Matt Barkley.

DE KAMERION WIMBLEY

- In March 2012, Wimbley competed in the American Ninja Warrior competition at Florida International University in Miami. His preliminary and regional final runs through the challenging obstacle course were shown on NBC and the G4 network.
- Wimbley counts Animal Planet as his favorite television network to watch. He is an animal lover and enjoys attending different dog shows in his free time.

LB WILL WITHERSPOON

- Witherspoon is the proud owner of Shire Gate Farm in Owensville, Mo., where he raises grassfed White Park Cattle. The 500-acre farm is certified by Animal Welfare Approved (AWA), and Witherspoon's team has gained notoriety for their use of high-welfare, sustainable farming techniques that almost entirely rule out the need for antibiotics.
- In July 2012, Witherspoon was chosen to speak at a congressional briefing about the routine use of sub-therapeutic antibiotics in intensive livestock production. Witherspoon called on members of Congress to support the Preservation of Antibiotics for Medical Treatment Act (PAMTA), designed to end the widespread use of antibiotics on healthy animals and curb the growing threat of antibiotic-resistant bacteria.
- In April 2012, Witherspoon was named one of the "50 Sexiest Environmentalists" by Rodale, publisher of Women's Health and Men's Health, for his sustainable farming efforts at Shire Gate Farm. Witherspoon ranked seventh on the list, trailing only Gretchen Bleiler, Jessica Alba, Matt Damon, Alicia Silverstone, Ryan Gosling and Kate Middleton.
- In addition to his cattle farm, Witherspoon owns a pair of doggy day care facilities and is on schedule to receive an MBA from George Washington University in June 2013.
- The son of a retired military officer, Witherspoon was born in San Antonio, Texas, and has lived in Germany, England, Arizona and Florida.
- Witherspoon and former Panthers teammate, Dan Morgan, own and operate two dog day-care centers, Club K-9, in Charlotte, N.C.

WR KENDALL WRIGHT

- As a freshman at Baylor, Wright played on the basketball team. He appeared in 13 games as a reserve guard and scored 10 points.
- Wright was a three-sport star at Pittsburg (Texas) High School, where he earned All-State honors in football, basketball and track. He captured the state 3A titles in the long jump (24-0 3/4) and triple jump (48-5 1/4).
- In his spare time, Wright enjoys playing basketball, bass fishing, video games and watching comedy movies.

THIS WEEK'S MEDIA CALENDAR

4 Tuesday	5 Wednesday	6 Thursday	7 Friday	8 Saturday	9 Sunday	10 Monday
No Availability Players' Day Off	Conference Calls 11 a.m. CT - Mike Munchak with N.E. media 11:30 a.m. CT - Jason McCourty with N.E. media; TBA - Bill Belichick with Tennessee media; TBA - Patriots player with Tennessee media 1:30 p.m. Practice Jake Locker, Mike Munchak available; locker room open following practice	Coordinators Available 1:15 p.m. CT Jerry Gray and Chris Palmer available 1:30 p.m. Practice Chris Johnson, Mike Munchak available; locker room open following practice	11:45 a.m. Practice Mike Munchak available, locker room open following practice	No Availability	Titans vs. Patriots Noon CT LP Field TV: CBS	Mike Munchak press conference Time TBA

TITANS TV RATINGS

2012 preseason Titans television ratings in the Nashville market:

Date/Opponent	Day/Time	Network	Rating/Share	Rank
8/11 at Sea.	Sat. 9 p.m.	WKRN	9.8/18	19
8/17 at T.B.	Fri. 6:30 p.m.	WKRN	14.4/22	1
8/23 vs. Ari.	Thu. 7 p.m.	ESPN/WKRN	22.4/34	1
8/30 vs. N.O.	Thu 6 p.m.	WKRN	15.6/23	TBA
2012 Preseason Average			15.6/24	
2011 Preseason Average			20.2/31	
2010 Preseason Average			20.1/32	

2012 regular season Titans television ratings in the Nashville market:

Date/Opponent	Day/Time	Network	Rating/Share	Rank
9/9 vs. N.E.	Sun. noon	CBS		
9/16 at S.D.	Sun. 3:25 p.m.	CBS		
9/23 vs. Det.	Sun. noon	FOX		
9/30 at Hou.	Sun. noon	CBS		
10/7 at Min.	Sun. 3:25 p.m.	CBS		
10/11 vs. Pit.	Thu. 7:20 p.m.	NFLN		
10/21 at Buf.	Sun. noon	CBS		
10/28 vs. Ind.	Sun. noon	CBS		
11/4 vs. Chi.	Sun. noon	FOX		
11/11 at Mia.	Sun. noon	CBS		
11/25 at Jax.	Sun. noon	CBS		
12/2 vs. Hou.	Sun. noon	CBS		
12/9 at Ind.	Sun. noon	CBS		
12/17 vs. N.Y.J.	Mon. 7:30 p.m.	ESPN		
12/23 at G.B.	Sun. noon	CBS		
12/30 vs. Jax	Sun. noon	CBS		
2012 Regular Season Average			- / -	
2011 Regular Season Average			27.7/46	
2010 Regular Season Average			30.2/50	
2009 Regular Season Average			30.9/50	
2008 Regular Season Average			32.4/55	
2007 Regular Season Average			28.6/49	
2006 Regular Season Average			23.0/42	
2005 Regular Season Average			21.8/42	
2004 Regular Season Average			26.5/48	
2003 Regular Season Average			33.4/57	
2002 Regular Season Average			26.8/49	
2001 Regular Season Average			24.5/42	
2000 Regular Season Average			29.1/50	
1999 Regular Season Average			19.8/35	

MEDIA CONTACT INFORMATION

Site Address:

Baptist Sports Park
 460 Great Circle Road
 Nashville, TN 37228

Media-Only Website/Credential Application:

<http://media.titansonline.com> (username and password available through Titans media relations)

Phone:

(615) 565-4000 (main)
 (615) 565-4100 (media relations)
 (615) 565-4190 (fan training camp hotline)
 (615) 565-4140 (community relations hotline)
 (615) 565-4105 (media relations fax)

Media Relations Staff:


Director of Media Relations -
 Robbie Bohren (615) 565-4101
rbohren@titans.nfl.com
 Assistant Director of Media Relations -
 Dwight Spradlin (615) 565-4102
dspradlin@titans.nfl.com
 Media Relations Assistant -
 Jared Puffer (615) 565-4107
jpuffer@titans.nfl.com
 Media Relations Season Intern -
 Meghan Rose (615) 565-4103
mrose@titans.nfl.com
 Director of Internet and Publications -
 Gary Glenn (615) 565-4058
gglenn@titans.nfl.com
 Internet Coordinator -
 Jeff Harding (615) 565-4065
jharding@titans.nfl.com

TITANSONLINE & SOCIAL MEDIA

Find the Titans at the following Facebook and Twitter locations:

Team Website www.TitansOnline.com
 Mobile Website m.titansonline.com
 Twitter www.twitter.com/tennesseetitans
 or @tennesseetitans
 Facebook www.facebook.com/titans
 Foursquare www.foursquare.com/tennesseetitans
 Google+ plus.google.com

Click to follow individual Titans players at their personal Twitter accounts:

PLAYER 
 LB Akeem Ayers @Akeem_Ayers
 S Jordan Babineaux @jordanbabineaux
 K Rob Bironas @RobBironas
 WR Kenny Britt @KennyBritt_18
 LB Zach Brown @ZachBrown_55
 CB Tommie Campbell @Tommie_Campbell
 DT Jurrell Casey @Jurrellc
 DT Zach Clayton @ZAClayton
 TE Jared Cook @JaredCook89
 DE Leger Douzable @LegerDouzable
 S Michael Griffin @MikeGriff33
 RB Jamie Harper @Newbreed8
 QB Matt Hasselbeck @Hasselbeck
 RB Chris Johnson @ChrisJohnson28
 FB Quinn Johnson @QuinnJohnson_45
 S Robert Johnson @Robertjohnson32
 P Brett Kern @brettkern6
 WR Marc Mariani @MarcMariani83
 S Markelle Martin @MarkelleMar10
 DT Mike Martin @GoMikeMartin
 LB Colin McCarthy @COLINMcCARTHY52
 CB Jason McCourty @McCourtyTwins
 LB Gerald McRath @4everUSM24
 FB Collin Mooney @collin_mooney
 DE Derrick Morgan @dmorg91
 CB Ryan Mouton @Mouton29
 T Mike Otto @amishwizard66
 WR Michael Preston @MikeP_14
 T Michael Roos @MichaelRoos
 CB Coty Sensabaugh @CotySense15
 LB Tim Shaw @TShawsTruth
 CB Alterraun Verner @Alvern_1
 WR Nate Washington @NWash85
 CB Terrence Wheatley @twheatley22
 WR Damian Williams @DwillOne7
 DE Kamerion Wimbley @Mr_Wimbley96
 LB Will Witherspoon @WillWitherspoon

TITANS ON THE AIR

TITANS ALL ACCESS (NASHVILLE LISTINGS):

- Fridays 9 p.m., CW Ch. 58
- Saturdays 11:30 a.m., FOX Ch. 17
- Saturdays 2:30 p.m., MyTV Ch. 30
- Sundays 10:30 a.m., FOX Ch. 17

TITANS ON 2 WITH MIKE MUNCHAK:

- Two 30-minute shows air weekly.
- The first show airs live on WKRN-2 every Monday from 6:30-7 p.m., and the second show airs Saturdays from 6:30-7 p.m.

TITANS RADIO:

The Titans Radio flagship station is Nashville's 104.5-FM The Zone. Game-day times listed are for noon CT Sunday kickoff.

- Titans Tonight with Mike Munchak . . . Tuesdays 6-7 p.m.
- Countdown to Kickoff Sundays 9 a.m.,
- Titans Countdown Sundays 11 a.m.
- Postgame Report Sundays 3 p.m.
- Titans Talkback Sundays 4 p.m.

TITANS ALL ACCESS

TITANS ALL ACCESS:

A milestone birthday. A new co-host. 2012 will be a big year for *Titans All Access*.

The Titans' 30-minute, official magazine-style TV show returns for its 10th season starting the weekend of September 8-9. Mike Keith is back to host the show, but he's joined by a new co-host, general manager Ruston Webster.

Webster was promoted to the GM post on January 18 when Mike Reinfeldt became the Titans' Senior Executive Vice-President/COO.

Titans All Access is produced by Nashville's Fox 17 and airs on the station Saturdays at 11:30 a.m. and Sundays at 10:30 a.m. It also airs in Nashville on CW 58 Fridays at 9 p.m. and on MyTV 30 Saturdays right after SEC Football (approximately 2:30 p.m.).

Titans All Access has also been picked up again by affiliates in Memphis, Knoxville, Chattanooga, Jackson, Tri-Cities, Huntsville and Paducah.

With award-winning Fox 17 producer Dean McCondicie at the helm, *Titans All Access* features a variety of long-form stories every week. The show always reviews and previews Titans game, but also shares on- and off-field stories about the players, coaches and their families. Other *Titans All Access* staples include "Wired For Sound" segments, Keith's thoughtful one-on-one chats with players and exclusive insights from Webster.

And to celebrate its 10th year, *Titans All Access* will have some special flashbacks that will bring back memories for Titans fans young and old.

Titans all Access Affiliates: FOX 17, MyTV 30 and CW 58 in Nashville; My68 in Birmingham; CBS 12 in Chattanooga; CBS 19 in Huntsville; E+ TV 6 in Jackson; CBS 8 and MYVLT 2 in Knoxville; CBS 3 in Memphis; MyTV 49 in Paducah; and FOX 39 in Tri-Cities.



TITANS RADIO AFFILIATES

TITANS RADIO FLAGSHIP

Nashville	WGFX	FM	104.5
-----------	------	----	-------

TENNESSEE

Camden	WFWL	AM	1220
Camden	WRJB	FM	95.9
Carthage	WUCZ	FM	104.1
Centerville	WNKX	FM	96.7
Chattanooga	WGOW	AM	1150
Chattanooga	WGOW	FM	102.3
Clarksville	WJZM	AM	1400
Cleveland	WCLE	FM	104.1
Cleveland	WCLE	AM	1570
Columbia	WMCP	AM	1280
Cookeville	WBXE	FM	93.7
Dickson	WCKN	AM	1260
Dyersburg	WASL	FM	100.1
Fayetteville	WYTM	FM	105.5
Franklin	WAKM	AM	950
Jackson	WZDQ	FM	102.3
Knoxville	WNOX	FM	98.7
Lawrenceburg	WDXE	AM	1370
Lawrenceburg	WDXE	FM	106.7
Lebanon	WANT	FM	98.9
Lewisburg	WAXO	AM	1220
Lewisburg	WAXO	FM	95.9
Manchester	WMSR	AM	1320
Martin	WCMT	FM	101.3
McMinnville	WAKI	AM	1230
Memphis	WMC	AM	790
Memphis	WMFS	FM	92.9
Memphis	WMFS	AM	680
Morristown	WCRK	AM	1150
Nashville	WGFX	FM	104.5

Paris	WMUF	AM	1000
Paris	WMUF	FM	104.7
Parsons	WKJQ	FM	97.3
Pulaski	WKSR	FM	98.3
Shelbyville	WZNG	AM	1400
Tri Cities	WXSM	AM	640
Union City	WQAK	FM	105.7
Waverly	WQMV	AM	1060
Winchester	WCDT	AM	1340

ALABAMA

Arab	WAFN	FM	92.7
Birmingham	WJOX	AM	690
Florence	WQLT	FM	107.3
Huntsville	WUMP	AM	730
Huntsville	WUMP	FM	103.9
Huntsville	WVNN	AM	770
Huntsville	WVNN	FM	92.5
Scottsboro	WWIC	AM	1050

KENTUCKY

Bowling Green	WTPQ	FM	103.7
Cadiz	WKDZ	FM	106.5
Calvert City	WCCK	FM	95.7
Campbellsville	WTCO	AM	1450
Elizabethtown	WTHX	FM	101.5
Henderson	WSON	AM	860
Madisonville	WWKY	FM	97.7
Mayfield	WNGO	AM	1320
Owensboro	WVJS	AM	1420
Owensboro	WXCM	FM	97.1
Paducah	WKYX	AM	570
Princeton	WAVJ	FM	104.9

FINAL 2011 NFL DIVISIONAL STANDINGS

AFC East Team	W	L	T	Pct
*- New England Patriots	13	3	0	.813
New York Jets	8	8	0	.500
Miami Dolphins	6	10	0	.375
Buffalo Bills	6	10	0	.375

AFC North Team	W	L	T	Pct
z- Baltimore Ravens	12	4	0	.750
y- Pittsburgh Steelers	12	4	0	.750
y- Cincinnati Bengals	9	7	0	.563
Cleveland Browns	4	12	0	.250

AFC South Team	W	L	T	Pct
z- Houston Texans	10	6	0	.625
Tennessee Titans	9	7	0	.563
Jacksonville Jaguars	5	11	0	.313
Indianapolis Colts	2	14	0	.125

AFC West Team	W	L	T	Pct
z- Denver Broncos	8	8	0	.500
San Diego Chargers	8	8	0	.500
Oakland Raiders	8	8	0	.500
Kansas City Chiefs	7	9	0	.438

NFC East Team	W	L	T	Pct
z- New York Giants	9	7	0	.563
Philadelphia Eagles	8	8	0	.500
Dallas Cowboys	8	8	0	.500
Washington Redskins	5	11	0	.313

NFC North Team	W	L	T	Pct
*- Green Bay Packers	15	1	0	.938
y- Detroit Lions	10	6	0	.625
Chicago Bears	8	8	0	.500
Minnesota Vikings	3	13	0	.188

NFC South Team	W	L	T	Pct
z- New Orleans Saints	13	3	0	.813
y- Atlanta Falcons	10	6	0	.625
Carolina Panthers	6	10	0	.375
Tampa Bay Buccaneers	4	12	0	.250

NFC West Team	W	L	T	Pct
z- San Francisco 49ers	13	3	0	.813
Arizona Cardinals	8	8	0	.500
Seattle Seahawks	7	9	0	.438
St. Louis Rams	2	14	0	.125

x - Clinched playoff

y - Clinched Wild Card

z - Clinched Division

* - Clinched Division and Homefield Advantage

TITANS OFFENSIVE AND DEFENSIVE RANKINGS BY THE WEEK

Offensive rankings in 2012 by the week based on yardage, followed by yearly rankings since 1999:

2012 Week	Opp.	NFL Offense			AFC Offense		
		Tot	Rush	Pass	Tot	Rush	Pass
1	NE						
2	at SD						
3	Det						
4	at Hou						
5	at Min						
6	Pit						
7	at Buf						
8	Ind						
9	Chi						
10	at Mia						
11	Bye						
12	at Jax						
13	Hou						
14	at Ind						
15	NYJ						
16	at GB						
17	Jax						

Final yearly team rankings:

Titans in 2011	17	31	12	8	16	5
Titans in 2010	27	17	25	15	10	13
Titans in 2009	12	2	23	6	2	10
Titans in 2008	21	7	27	10	3	12
Titans in 2007	21	5	27	10	3	14
Titans in 2006	27	5	30	12	3	15
Titans in 2005	17	23	9	10	12	5
Titans in 2004	11	14	10	6	10	5
Titans in 2003	8	26	5	4	14	3
Titans in 2002	17	11	20	9	7	11
Titans in 2001	8	12	8T	5	8	4
Titans in 2000	14	7	16	8	6	8
Titans in 1999	13	13	13T	6	9	5T

Defensive rankings in 2012 by the week based on yardage, followed by yearly rankings since 1999:

2012 Week	Opp.	NFL Defense			AFC Defense		
		Tot	Rush	Pass	Tot	Rush	Pass
1	NE						
2	at SD						
3	Det						
4	at Hou						
5	at Min						
6	Pit						
7	at Buf						
8	Ind						
9	Chi						
10	at Mia						
11	Bye						
12	at Jax						
13	Hou						
14	at Ind						
15	NYJ						
16	at GB						
17	Jax						

Final yearly team rankings:

Titans in 2011	18T	24	14	11	11	10
Titans in 2010	26	20	29	13	10	14
Titans in 2009	28	11T	31	14	5T	16
Titans in 2008	7	6	9	3	3	4
Titans in 2007	5	5	10	4	3	9
Titans in 2006	32	30	27	16	15	15
Titans in 2005	19	22	17	10	11	7
Titans in 2004	27	18	26	13	11	12
Titans in 2003	12	1	30	9	1	15
Titans in 2002	10	2	25	5	2	13
Titans in 2001	25	5	31	15	3	16
Titans in 2000	1	3	1	1	2	1
Titans in 1999	17	10	25	12	6	15

2012 TENNESSEE TITANS PRESEASON STATISTICS

Won 3, Lost 1

Date	W-L	Score	OT	Opponent	Attendance
08/11	L	17-27		at Seattle	65,589*
08/17	W	30-7		at Tampa Bay	45,633
08/23	W	32-27		Arizona	69,143*
08/30	W	10-6		New Orleans	69,143*

* Sellout

Statistic	Tenn.	Opp.
Total First Downs	59	70
Rushing	25	25
Passing	30	40
Penalty	4	5
3rd Down: Made/Att	14/52	21/59
3rd Down Pct.	26.9	35.6
4th Down: Made/Att	1/3	2/3
4th Down Pct.	33.3	66.7
Possession Avg.	27:45	32:15
Total Net Yards	1089	1174
Avg. Per Game	272.3	293.5
Total Plays	227	272
Avg. Per Play	4.8	4.3
Net Yards Rushing	481	456
Avg. Per Game	120.3	114.0
Total Rushes	109	112
Net Yards Passing	608	718
Avg. Per Game	152.0	179.5
Sacked/Yards Lost	3/24	13/112
Gross Yards	632	830
Att./Completions	115/64	147/95
Completion Pct.	55.7	64.6
Had Intercepted	3	8
Punts/Average	23/41.2	23/44.4
Net Punting Avg.	23/38.5	23/35.9
Penalties/Yards	26/192	21/186
Fumbles/Ball Lost	7/3	8/5
Touchdowns	10	7
Rushing	5	3
Passing	3	3
Returns	2	1

Score By Periods	Q1	Q2	Q3	Q4	OT	PTS
Team	17	26	30	16	0	89
Opponents	23	10	10	24	0	67

Scoring	TD	Rush	Rec	Ret	K-PAT	FG	S	PTS
Bironas	0	0	0	0	7/8	6/7	0	25
Harper	2	2	0	0			0	12
C. Johnson	2	2	0	0			0	12
Reynaud	2	1	0	1			0	12
C. Graham	1	0	1	0			0	6
McCarthy	1	0	0	1			0	6
Washington	1	0	1	0			0	6
Wright	1	0	1	0			0	6
Batson	0	0	0	0	1/1	1/2	0	4
Team	10	5	3	2	8/9	7/9	0	89
Opponents	7	3	3	1	7/7	6/6	0	67

2-Pt Conv: TM 0-1, OPP 0-0

Sacks: Dawson 3, D. Harris 2, Wimbley 2, Clayton 1, Klug 1, Marks 1, Morgan 1, Shaw 1, Solomon 1, TM 13, OPP 3

FUM/Lost: Reynaud 2/0, Griffin 1/0, Kirkendoll 1/0, Locker 1/1, Thompson 1/1, Woods 1/1

Rushing	No.	Yds	Avg	Long	TD
Reynaud	24	146	6.1	39	1
Harper	28	117	4.2	21	2
C. Johnson	28	81	2.9	14t	2
Locker	6	57	9.5	21	0
Ringer	12	46	3.8	20	0
Donaldson	5	35	7.0	11	0
Hasselbeck	1	7	7.0	7	0
Stephens	4	1	0.3	7	0
L. Hawkins	1	-9	-9.0	-9	0
Team	109	481	4.4	39	5
Opponents	112	456	4.1	32t	3

Receiving	No.	Yds	Avg	Long	TD
Wright	9	116	12.9	29	1
Washington	6	63	10.5	28t	1
Thompson	6	38	6.3	13	0
Reynaud	6	25	4.2	10	0
Cook	5	79	15.8	35	0
Mariani	4	68	17.0	39	0
Ringer	4	38	9.5	13	0
Stevens	4	21	5.3	11	0
Donaldson	3	29	9.7	13	0
L. Hawkins	3	26	8.7	12	0
Harper	3	25	8.3	19	0
Williams	3	23	7.7	15	0
Kirkendoll	3	6	2.0	8	0
Woods	2	39	19.5	33	0
C. Graham	1	15	15.0	15t	1
Aguilar	1	12	12.0	12	0
Preston	1	9	9.0	9	0
Team	64	632	9.9	39	3
Opponents	95	830	8.7	53	3

Interceptions	No.	Yds	Avg	Long	TD
McCarthy	3	54	18.0	31t	1
Griffin	1	24	24.0	24	0
Shaw	1	12	12.0	12	0
C. Hawkins	1	10	10.0	10	0
Campbell	1	0	0.0	0	0
Diles	1	0	0.0	0	0
Team	8	100	12.5	31t	1
Opponents	3	52	17.3	29	1

Punting	No.	Yds	Avg	Net	TB	In	Lg	B
Kern	19	799	42.1	38.9	2	8	63	0
Batson	4	149	37.3	36.3	0	2	45	0
Team	23	948	41.2	38.5	2	10	63	0
Opponents	23	1021	44.4	35.9	0	8	57	0

Punt Returns	Ret	FC	Yds	Avg	Long	TD
Reynaud	6	1	152	25.3	85t	1
Mariani	3	1	28	9.3	14	0
Woods	2	5	15	7.5	15	0
Team	11	7	195	17.7	85t	1
Opponents	11	5	23	2.1	8	0

Kickoff Returns	No.	Yds	Avg	Long	TD
Woods	5	141	28.2	51	0
Reynaud	4	133	33.3	42	0
Mariani	3	95	31.7	38	0
L. Hawkins	1	20	20.0	20	0
Stevens	1	27	27.0	27	0
Team	14	416	29.7	51	0
Opponents	18	447	24.8	35	0

Field Goals	1-19	20-29	30-39	40-49	50+
Bironas	0/0	3/3	2/2	1/1	0/1
Batson	0/0	0/0	0/1	1/1	0/0
Team	0/0	3/3	2/3	2/2	0/1
Opponents	0/0	1/1	1/1	4/4	0/0

Bironas: (32G) (24G,48G,56N,23G) (39G) (24G)

Batson: (36N) () (45G) ()

TM: (32G,36N) (24G,48G,56N,23G) (39G,45G) (24G)

OPP: (41G,40G) () (49G,47G) (38G,21G)

Passing	Att	Cmp	Yds	Cmp%	Yds/Att	TD	TD%	Int	Int%	Long	Sack/Lost	Rating
Locker	60	31	316	51.7	5.27	2	3.3	1	1.7	35	0/0	71.3
R. Smith	28	16	189	57.1	6.75	1	3.6	0	0.0	39	2/13	89.7
Hasselbeck	22	13	103	59.1	4.68	0	0.0	2	9.1	18	1/11	33.0
Stephens	5	4	24	80.0	4.80	0	0.0	0	0.0	12	0/0	86.7
Team	115	64	632	55.7	5.50	3	2.6	3	2.6	39	3/24	69.2
Opponents	147	95	830	64.6	5.65	3	2.0	8	5.4	53	13/112	63.6

2012 TENNESSEE TITANS PRESEASON DEFENSIVE STATISTICS

PLAYER	TACKLES			SACKS		TFL	INTERCEPTIONS					FUMBLES		
	Tot	Solo	Asst	Sk	Yds		No	Yds	Lg	TD	PD	FF	FR	Yds
Brown, Zach	24	16	8	0.0	0	3	0	0	0	0	1	0	0	0
Shaw, Tim	21	10	11	1.0	9	1	1	12	12	0	1	0	0	0
McCarthy, Colin	15	12	3	0.0	0	3	3	54	31t	1	3	0	0	0
Hawkins, Chris	13	10	3	0.0	0	0	1	10	10	0	3	0	0	0
Verner, Alterraun	13	10	3	0.0	0	1	0	0	0	0	0	1	1	0
Sensabaugh, Coty	13	9	4	0.0	0	0	0	0	0	0	2	0	0	0
Ayers, Akeem	11	9	2	0.0	0	1	0	0	0	0	1	0	0	0
Campbell, Tommie	10	7	3	0.0	0	0	1	0	0	0	1	0	0	0
Babineaux, Jordan	10	5	5	0.0	0	0	0	0	0	0	1	0	1	0
Egboh, Pannel	9	7	2	0.0	0	1	0	0	0	0	0	0	0	0
Casey, Jurrell	8	7	1	0.0	0	1	0	0	0	0	0	0	0	0
Johnson, Robert	7	6	1	0.0	0	0	0	0	0	0	0	0	0	0
Dawson, Keyunta	7	5	2	3.0	25	3	0	0	0	0	1	0	0	0
Divens, Lamar	7	5	2	0.0	0	2	0	0	0	0	0	0	0	0
Harris, DaJohn	7	4	3	2.0	29	0	0	0	0	0	1	2	1	0
Mouton, Ryan	6	6	0	0.0	0	0	0	0	0	0	0	0	0	0
McCourty, Jason	6	4	2	0.0	0	0	0	0	0	0	0	0	0	0
Morgan, Derrick	6	4	2	1.0	6	2	0	0	0	0	0	0	0	0
Solomon, Scott	6	4	2	1.0	6	1	0	0	0	0	0	0	0	0
Afalava, Al	6	3	3	0.0	0	0	0	0	0	0	3	0	0	0
Malast, Kevin	5	5	0	0.0	0	0	0	0	0	0	0	0	0	0
Marks, Sen'Derrick	5	4	1	1.0	14	0	0	0	0	0	0	1	0	0
Bailey, Patrick	5	3	2	0.0	0	1	0	0	0	0	0	0	0	0
Martin, Mike	5	3	2	0.0	0	0	0	0	0	0	0	0	0	0
Griffin, Michael	4	3	1	0.0	0	0	1	24	24	0	1	0	0	0
Wimbley, Kamerion	4	3	1	2.0	14	2	0	0	0	0	0	0	0	0
Francisco, Aaron	4	2	2	0.0	0	0	0	0	0	0	0	0	0	0
Klug, Karl	4	2	2	1.0	5	2	0	0	0	0	0	0	0	0
Diles, Zac	3	2	1	0.0	0	0	1	0	0	0	2	0	0	0
Douzable, Leger	3	2	1	0.0	0	0	0	0	0	0	0	0	1	0
Wilson, Tracy	2	2	0	0.0	0	0	0	0	0	0	0	0	0	0
Witherspoon, Will	2	1	1	0.0	0	0	0	0	0	0	0	0	0	0
Clayton, Zach	1	1	0	1.0	4	1	0	0	0	0	0	0	0	0
Sheppard, Malcolm	1	1	0	0.0	0	0	0	0	0	0	1	0	0	0
McRath, Gerald	1	0	1	0.0	0	0	0	0	0	0	0	0	0	0
Ball, Dave	0	0	0	0.0	0	0	0	0	0	0	0	0	0	0
Martin, Markelle	0	0	0	0.0	0	0	0	0	0	0	0	0	0	0
Scott, Christian	0	0	0	0.0	0	0	0	0	0	0	0	0	0	0
TEAM TOTALS:	254	177	77	13.0	112	25	8	100	31t	1	22	4	4	0

TITANS PRESEASON SPECIAL TEAMS STATISTICS

PLAYER	TACKLES			FUMBLES		BLOCKS		
	Tot	Solo	Asst	FF	FR	PAT	FG	PUNT
Francisco, Aaron	4	3	1	0	0	0	0	0
Malast, Kevin	4	2	2	0	0	0	0	0
Aguilar, Devin	3	3	0	0	0	0	0	0
Shaw, Tim	3	3	0	0	0	0	0	0
Woods, D.J.	3	2	1	0	0	0	0	0
Sheppard, Malcolm	2	2	0	0	0	0	0	0
Campbell, Tommie	2	1	1	0	0	0	0	0
Diles, Zac	2	1	1	0	0	0	0	0
Babineaux, Jordan	1	1	0	0	0	0	0	0
Bailey, Patrick	1	1	0	0	0	0	0	0
Brinkley, Beau	1	1	0	0	0	0	0	0
Evan, LaQuinton	1	1	0	0	0	0	0	0
Mooney, Collin	1	1	0	1	0	0	0	0
Mouton, Ryan	1	1	0	0	0	0	0	0
Hawkins, Chris	1	0	1	0	0	0	0	0
McRath, Gerald	1	0	1	0	0	0	0	0
Sensabaugh, Coty	1	0	1	0	0	0	0	0
Solomon, Scott	1	0	1	0	0	0	0	0
Wilson, Tracy	1	0	1	0	0	0	0	0
Graham, Cameron	0	0	0	0	1	0	0	0
TEAM TOTALS:	34	23	11	1	1	0	0	0

MISCELLANEOUS STATISTICS

PLAYER	TACKLES			FUMBLES	
	Tot	Solo	Asst	FF	FR
Locker, Jake	1	1	0	0	0
Otto, Mike	1	1	0	0	0
Stewart, David	1	1	0	0	0
Griffin, Michael	0	0	0	0	1
Kirkendoll, James	0	0	0	0	1
Reynaud, Darius	0	0	0	0	2
TEAM TOTALS:	3	3	0	0	4

Legend:

Tot Total Tackles
Solo Unassisted Tackles
Asst Assisted Tackles
Sk Quarterback Sacks
Yds Yards Lost on Sack
QBP Quarterback Pressure
TFL Tackle for Loss
Int Interceptions
Yds Interception Return Yards
TD Interceptions Return Touchdowns
PD Passes Defensed
FF Forced Fumble
FR Fumble Recoveries
Yds Yards on Fumble Returns

2011 TENNESSEE TITANS REGULAR SEASON STATISTICS

Won 9, Lost 7

Date	W-L	Score	OT	Opponent	Attendance
09/11	L	14-16		at Jacksonville	61,619
09/18	W	26-13		Baltimore	69,143*
09/25	W	17-14		Denver	69,143*
10/02	W	31-13		at Cleveland	66,240*
10/09	L	17-38		at Pittsburgh	63,875*
10/23	L	7-41		Houston	69,143*
10/30	W	27-10		Indianapolis	69,143*
11/06	L	17-24		Cincinnati	69,143*
11/13	W	30-3		at Carolina	72,409*
11/20	L	17-23		at Atlanta	68,164*
11/27	W	23-17		Tampa Bay	69,143*
12/04	W	23-17		at Buffalo	56,463
12/11	L	17-22		New Orleans	69,143*
12/18	L	13-27		at Indianapolis	64,271*
12/24	W	23-17		Jacksonville	69,143*
01/01	W	23-22		at Houston	71,512*

* Sellout

Statistic	Tenn.	Opp.
Total First Downs	281	324
Rushing	71	111
Passing	185	187
Penalty	25	26
3rd Down: Made/Att	80/218	96/236
3rd Down Pct.	36.7	40.7
4th Down: Made/Att	10/14	8/20
4th Down Pct.	71.4	40.0
Possession Avg.	27:52	32:08
Total Net Yards	5361	5682
Avg. Per Game	335.1	355.1
Total Plays	984	1080
Avg. Per Play	5.4	5.3
Net Yards Rushing	1438	2053
Avg. Per Game	89.9	128.3
Total Rushes	376	461
Net Yards Passing	3923	3629
Avg. Per Game	245.2	226.8
Sacked/Yards Lost	24/190	28/180
Gross Yards	4113	3809
Att./Completions	584/353	591/369
Completion Pct.	60.4	62.4
Had Intercepted	14	11
Punts/Average	86/43.6	83/43.7
Net Punting Avg.	86/39.4	83/36.4
Penalties/Yards	104/960	99/812
Fumbles/Ball Lost	17/8	20/12
Touchdowns	34	34
Rushing	8	10
Passing	22	21
Returns	4	3

Score By Periods	Q1	Q2	Q3	Q4	OT	PTS
Team	57	110	67	91	0	325
Opponents	64	79	74	100	0	317

Scoring	TD	Rush	Rec	Ret	K-PAT	FG	S	PTS
Bironas	0	0	0	0	34/34	29/32	0	121
Washington	8	1	7	0			0	48
Williams	5	0	5	0			0	30
C. Johnson	4	4	0	0			0	24
Britt	3	0	3	0			0	18
Cook	3	0	3	0			0	18
Avery	1	0	1	0			0	6
Babineaux	1	0	0	1a			0	6
Campbell	1	0	0	1d			0	6
D. Graham	1	0	1	0			0	6
Harper	1	1	0	0			0	6
L. Hawkins	1	0	1	0			0	6
Locker	1	1	0	0			0	6
Mariani	1	0	0	1c			0	6
McCourty	1	0	0	1b			0	6
Ringer	1	1	0	0			0	6
Stevens	1	0	1	0			0	6
Team	34	8	22	4	34/34	29/32	0	325
Opponents	34	10	21	3	32/32	27/28	0	317

2-Pt Conv: TM 0-0, OPP 0-2

a - 97-yard interception return at Cleveland, 10/2; b - recovered blocked punt in end zone vs. Indianapolis, 10/30; c - 79-yard punt return at Carolina, 11/13; d - 84-yard kickoff return on reverse, 11/27.

Passing	Att	Cmp	Yds	Cmp%	Yds/Att	TD	TD%	Int	Int%	Long	Sack/Lost	Rating
Hasselbeck	518	319	3571	61.6	6.89	18	3.5	14	2.7	80t	19/153	82.4
Locker	66	34	542	51.5	8.21	4	6.1	0	0.0	54	5/37	99.4
Team	584	353	4113	60.4	7.04	22	3.8	14	2.4	80t	24/190	84.4
Opponents	591	369	3809	62.4	6.45	21	3.6	11	1.9	78t	28/180	85.1

Rushing	No.	Yds	Avg	Long	TD
C. Johnson	262	1047	4.0	48t	4
Ringer	59	185	3.1	25	1
Locker	8	56	7.0	17	1
Hasselbeck	20	52	2.6	21	0
Harper	17	44	2.6	12	1
Hall	6	24	4.0	12	0
Kern	1	21	21.0	21	0
Washington	2	5	2.5	3t	1
Mariani	1	4	4.0	4	0
Team	376	1438	3.8	48t	8
Opponents	461	2053	4.5	80t	10

Receiving	No.	Yds	Avg	Long	TD
Washington	74	1023	13.8	57	7
C. Johnson	57	418	7.3	34	0
Cook	49	759	15.5	80t	3
L. Hawkins	47	470	10.0	32	1
Williams	45	592	13.2	54	5
Ringer	28	187	6.7	18	0
Britt	17	289	17.0	80t	3
Stevens	9	166	18.4	58	1
Hall	9	46	5.1	10	0
Mariani	5	24	4.8	6	0
Harper	4	32	8.0	21	0
Avery	3	45	15.0	23	1
Q. Johnson LG	3	30	10.0	13	0
Q. Johnson TM	3	30	10.0	13	0
D. Graham	2	25	12.5	21	1
Amato	1	7	7.0	7	0
Team	353	4113	11.7	80t	22
Opponents	369	3809	10.3	78t	21

Interceptions	No.	Yds	Avg	Long	TD
McCourty	2	52	26.0	30	0
Griffin	2	0	0.0	0	0
Babineaux	1	97	97.0	97t	1
Finnegan	1	8	8.0	8	0
Hope	1	7	7.0	7	0
Witherspoon	1	7	7.0	7	0
Ruud	1	4	4.0	4	0
Verner	1	4	4.0	4	0
McCarthy	1	0	0.0	0	0
Team	11	179	16.3	97t	1
Opponents	14	167	11.9	38t	3

Punting	No.	Yds	Avg	Net	TB	In	Lg	B
Kern	86	3747	43.6	39.4	7	31	64	0
Team	86	3747	43.6	39.4	7	31	64	0
Opponents	83	3628	43.7	36.4	6	22	65	2

Punt Returns	Ret	FC	Yds	Avg	Long	TD
Mariani	46	18	490	10.7	79t	1
Campbell	1	0	0	0.0	0	0
Team	47	18	490	10.4	79t	1
Opponents	36	23	221	6.1	30	0

Kickoff Returns	No.	Yds	Avg	Long	TD
Mariani	32	748	23.4	49	0
Campbell	0	84	---	84t	1
Team	32	832	26.0	100t	1
Opponents	30	680	22.7	77	0

Field Goals	1-19	20-29	30-39	40-49	50+
Bironas	0/0	5/5	9/10	9/10	6/7
Team	0/0	5/5	9/10	9/10	6/7
Opponents	2/2	11/11	5/5	7/7	2/3

Bironas: (66N) (34N,25G,43G,39G,33G) (46G) (39G) (29G) () (51G,50G) (43G) (38G,36G,49G) (46G) (42N,31G, 52G,38G) (48G,27G,44G) (43G) (53G,21G) (51G,51G,35G) (21G,43G,33G)
OPP: (48G,21G,45G) (41G,29G) () (48G,51G) (19G) (32G, 29G) (22G) (36G) (50N,29G) (19G,33G,24G) (43G) (27G) (25G,29G,22G) (47G,40G) (39G) (52G,37G,22G)

Sacks: Klug 7, Ball 4, Jones 3, Casey 2.5, Morgan 2.5, Ayers 2, Witherspoon 2, Hayes 1.5, Finnegan 1, McCourty 1, S. Smith 1, Marks 0.5, **TM 28, OPP 24**

FUM/Lost: Hasselbeck 4/1, C. Johnson 3/1, Cook 2/2, Amato 1/0, Britt 1/1, Campbell 1/0, Hall 1/1, Harper 1/1, L. Hawkins 1/0, Mariani 1/0, Ringer 1/1

2011 TENNESSEE TITANS REGULAR SEASON DEFENSIVE STATISTICS

PLAYER	TACKLES			SACKS		QB P		INTERCEPTIONS					FUMBLES		
	Tot	Solo	Asst	Sk	Yds			No	Yds	Lg	TD	PD	FF	FR	Yds
Babineaux, Jordan	117	81	36	0.0	0	1	2	1	97	97t	1	7	1	1	0
McCourty, Jason	107	85	22	1.0	10	0	0	2	52	30	0	13	1	1	0
Griffin, Michael	96	70	26	0.0	0	1	2	2	0	0	0	6	1	0	0
Finnegan, Cortland	95	71	24	1.0	14	0	5	1	8	8	0	12	0	1	0
Ayers, Akeem	88	66	22	2.0	10	7	3	0	0	0	0	2	1	1	0
McCarthy, Colin	76	61	15	0.0	0	1	8	1	0	0	0	3	2	2	0
Casey, Jurrell	74	41	33	2.5	16	9	5	0	0	0	0	1	1	1	0
Ruud, Barrett	68	51	17	0.0	0	1	2	1	4	4	0	3	0	0	0
Witherspoon, Will	62	51	11	2.0	7	1	3	1	7	7	0	3	1	2	2
Ball, Dave	55	29	26	4.0	26	15	4	0	0	0	0	2	2	1	0
Verner, Alterraun	50	29	21	0.0	0	0	2	1	4	4	0	6	0	0	0
Jones, Jason	48	24	24	3.0	21	7	1	0	0	0	0	5	1	0	0
Morgan, Derrick	47	23	24	2.5	9	20	3	0	0	0	0	2	0	0	0
Smith, Shaun	44	20	24	1.0	7	2	0	0	0	0	0	0	0	0	0
Marks, Sen'Derrick	44	18	26	0.5	4	7	3	0	0	0	0	1	1	0	0
Hope, Chris	33	25	8	0.0	0	0	0	1	7	7	0	1	0	2	0
Klug, Karl	32	18	14	7.0	50	10	2	0	0	0	0	4	2	0	0
Hayes, William	29	14	15	1.5	9	6	4	0	0	0	0	0	0	0	0
Sheppard, Malcolm	16	7	9	0.0	0	2	1	0	0	0	0	0	0	0	0
McRath, Gerald	14	11	3	0.0	0	0	0	0	0	0	0	1	0	0	0
Hawkins, Chris	11	9	2	0.0	0	0	0	0	0	0	0	0	0	0	0
Smith, Anthony	4	4	0	0.0	0	0	0	0	0	0	0	2	0	0	0
Clayton, Zach	3	1	2	0.0	0	0	0	0	0	0	0	0	0	0	0
Shaw, Tim	2	2	0	0.0	0	0	0	0	0	0	0	0	0	0	0
Amato, Ken	0	0	0	0.0	0	0	0	0	0	0	0	0	0	0	0
Bailey, Patrick	0	0	0	0.0	0	0	0	0	0	0	0	0	0	0	0
Campbell, Tommie	0	0	0	0.0	0	0	0	0	0	0	0	0	0	0	0
TEAM TOTALS:	1,215	811	404	28.0	181	90	50	11	179	97t	1	74	14	12	2

2011 TITANS SPECIAL TEAMS STATISTICS

PLAYER	TACKLES			FUMBLES		BLOCKS		
	Tot	Solo	Asst	FF	FR	PAT	FG	PUNT
Bailey, Patrick	15	10	5	0	0	0	0	1
Shaw, Tim	15	10	5	0	0	0	0	1
Campbell, Tommie	8	6	2	1	0	0	0	0
Hawkins, Chris	8	6	2	0	0	0	0	0
Smith, Anthony	8	6	2	0	0	0	0	0
Babineaux, Jordan	8	5	3	0	0	0	0	0
McCarthy, Colin	5	4	1	0	0	0	0	0
Ayers, Akeem	5	2	3	0	0	0	0	0
Stevens, Craig	4	2	2	0	0	0	0	0
Verner, Alterraun	4	2	2	0	0	0	0	0
McRath, Gerald	4	1	3	0	0	0	0	0
Amato, Ken	3	1	2	0	0	0	0	0
Cook, Jared	2	2	0	0	0	0	0	0
Hall, Ahmard	2	2	0	0	0	0	0	0
Malast, Kevin	2	2	0	0	0	0	0	0
Mariani, Marc	2	1	1	0	0	0	0	0
Witherspoon, Will	2	1	1	0	0	0	0	0
Bironas, Rob	1	1	0	0	0	0	0	0
Hawkins, Lavelle	1	1	0	0	0	0	0	0
Johnson, Quinn	1	1	0	0	0	0	0	0
Johnson, Robert	1	0	1	0	0	0	0	0
Ringer, Javon	0	0	0	0	1	0	0	0
TEAM TOTALS:	101	66	35	1	1	0	0	2

MISCELLANEOUS STATISTICS

PLAYER	TACKLES			FUMBLES	
	Tot	Solo	Asst	FF	FR
Roos, Michael	4	3	1	0	0
Stewart, David	2	2	0	0	0
Amano, Eugene	1	1	0	0	0
Britt, Kenny	1	1	0	0	0
Cook, Jared	1	1	0	0	0
Hasselbeck, Matt	1	1	0	0	1
Ringer, Javon	1	1	0	0	0
Scott, Jake	1	1	0	0	1
Washington, Nate	1	1	0	0	0
Otto, Mike	1	0	1	0	0
Hawkins, Lavelle	0	0	0	0	1
Johnson, Chris	0	0	0	0	1
Kern, Brett	0	0	0	0	1
Mariani, Marc	0	0	0	0	1
Ringer, Javon	0	0	0	0	1
Stevens, Craig	0	0	0	0	1
TEAM TOTALS:	14	12	2	0	8

Legend:

Tot	Total Tackles	Int	Interceptions
Solo	Unassisted Tackles	Yds	Interception Return Yards
Asst	Assisted Tackles	TD	Interceptions Return Touchdowns
Sk	Quarterback Sacks	PD	Passes Defensed
Yds	Yards Lost on Sack	FF	Forced Fumble
QB P	Quarterback Pressure	FR	Fumble Recoveries
TFL	Tackle for Loss	Yds	Yards on Fumble Returns

2012 NEW ENGLAND PATRIOTS PRESEASON STATISTICS

NEW ENGLAND PATRIOTS / PRESEASON / WEEK 5 / THROUGH THURSDAY, AUGUST 30, 2012



WON 1, LOST 3

08/09 W 7-6 New Orleans 68,756
 08/20 L 17-27 Philadelphia 68,756
 08/24 L 28-30 at Tampa Bay 47,440
 08/29 L 3-6 at New York Giants 75,530

N.E. Opp.

TOTAL FIRST DOWNS 70 66

Rushing 20 21

Passing 37 39

Penalty 13 6

3rd Down: Made/Att 21/63 18/56

3rd Down Pct. 33.3 32.1

4th Down: Made/Att 1/2 0/0

4th Down Pct. 50.0 0.0

POSSESSION AVG. 27:44 32:16

TOTAL NET YARDS 1021 1222

Avg. Per Game 255.3 305.5

Total Plays 267 255

Avg. Per Play 3.8 4.8

NET YARDS RUSHING 440 469

Avg. Per Game 110.0 117.3

Total Rushes 116 118

NET YARDS PASSING 581 753

Avg. Per Game 145.3 188.3

Sacked/Yards Lost 10/72 7/45

Gross Yards 653 798

Att./Completions 141/72 130/76

Completion Pct. 51.1 58.5

Had Intercepted 3 3

PUNTS/AVERAGE 28/47.0 27/47.4

NET PUNTING AVG. 28/44.8 27/41.1

PENALTIES/YARDS 22/233 44/338

FUMBLES/BALL LOST 8/4 8/0

TOUCHDOWNS 6 6

Rushing 1 2

Passing 5 3

Returns 0 1

* SCORE BY PERIODS Q1 Q2 Q3 Q4 OT PTS

TEAM 3 21 17 14 0 55

OPPONENTS 17 20 16 16 0 69

* SCORING TD-Ru-Pa-Rt K-PAT FG S PTS

Gostkowski 0 0 0 0 5/ 5 4/ 5 0 17

Davis 1 0 1 0 0 6

Ebert 1 0 1 0 0 6

Gronkowski 1 0 1 0 0 6

Holley 1 0 1 0 0 6

Ridley 1 1 0 0 0 6

Silvestro 1 0 1 0 0 6

Vereen 0 0 0 0 0 6

TEAM 6 1 5 0 5/ 5 4/ 5 0 55

OPPONENTS 6 2 3 1 6/ 6 9/11 0 69

2-Pt Conv: Vereen, TM 1-1, OPP 0-0

SACKS: Cunningham 2, Scott 2, Bequette 1,

Francis 1, C. Jones 1, TM 7, OPP 10

FUM/LOST: Bolden 2/1, Brady 2/1, Hoyer 2/2,

Edelman 1/0, Hernandez 1/0

* RUSHING

No. Yds Avg Long TD

Ridley 34 152 4.5 29 1

Bolden 36 128 3.6 15 0

Vereen 23 81 3.5 18 0

Demps 9 56 6.2 29 0

Woodhead 5 16 3.2 8 0

Kettani 5 12 2.4 4 0

Hoyer 1 -1 -1.0 -1 0

Mallett 3 -4 -1.3 -1 0

TEAM 116 440 3.8 29 1

OPPONENTS 118 469 4.0 27 2

* RECEIVING No. Yds Avg Long TD

Edelman 6 60 10.0 23 0

Hernandez 6 59 9.8 24 0

Silvestro 6 51 8.5 11 1

Vereen 6 46 7.7 20 0

Ebert 6 43 7.2 20 1

Taylor LG 5 64 12.8 28 0

Taylor TM 2 20 10.0 15 0

Stallworth 5 61 12.2 20 0

Kettani 5 29 5.8 13 0

Branch 4 64 16.0 20 0

Gronkowski 4 44 11.0 16t 1

Woodhead 4 35 8.8 20 0

Bolden 4 24 6.0 10 0

Demps 3 31 10.3 23 0

Ridley 3 17 5.7 9 0

Holley 3 16 5.3 7 1

Gaffney 2 18 9.0 9 0

Urban 1 20 20.0 20 0

Lloyd 1 12 12.0 12 0

Davis 1 3 3.0 3t 1

TEAM 72 653 9.1 24 5

OPPONENTS 76 798 10.5 40 3

* INTERCEPTIONS No. Yds Avg Long TD

Ebner 1 34 34.0 34 0

Gregory 1 5 5.0 5 0

Chung 1 0 0.0 0 0

TEAM 3 39 13.0 34 0

OPPONENTS 3 23 7.7 22t 1

* PUNTING No. Yds Avg Net TB In Lg B

Mesko 28 1317 47.0 44.8 1 11 54 0

TEAM 28 1317 47.0 44.8 1 11 54 0

OPPONENTS 27 1281 47.4 41.1 3 9 64 0

* PUNT RETURNS Ret FC Yds Avg Long TD

Demps 5 0 65 13.0 17 0

Edelman 5 3 40 8.0 15 0

Bolden 3 0 1 0.3 1 0

Hernandez 1 0 5 5.0 5 0

Ebert 0 2 0 --- 0

TEAM 14 5 111 7.9 17 0

OPPONENTS 16 5 42 2.6 8 0

* KICKOFF RETURNS No. Yds Avg Long TD

Demps 3 63 21.0 23 0

McCourty 2 46 23.0 30 0

Arrington 1 26 26.0 26 0

Bolden 1 29 29.0 29 0

Edelman 1 6 6.0 6 0

Ridley 1 16 16.0 16 0

Vereen 1 22 22.0 22 0

Woodhead 1 18 18.0 18 0

TEAM 11 226 20.5 30 0

OPPONENTS 7 176 25.1 39 0

* FIELD GOALS 1-19 20-29 30-39 40-49 50+

Gostkowski 0/ 0 1/ 1 1/ 1 0/ 0 2/3

TEAM 0/ 0 1/ 1 1/ 1 0/ 0 2/3

OPPONENTS 0/ 0 2/ 2 2/ 2 2/ 3 3/4

Gostkowski: (53N) (51G,35G,55G) () (20G)

TM: (53N) (51G,35G,55G) () (20G)

OPP: (46G,27G,41N) (55N,42G,21G) (56G,51G,55G)

(34G,32G)

* PASSING

Att Cmp Yds Cmp% Yds/Att TD TD% Int Int% Long Sack/Lost Rating

Mallett 67 33 300 49.3 4.48 3 4.5 1 1.5 23 2/ 11 70.5

Hoyer 47 22 196 46.8 4.17 1 2.1 1 2.1 23 5/ 31 56.7

Brady 27 17 157 63.0 5.81 1 3.7 1 3.7 24 3/ 30 75.7

TEAM 141 72 653 51.1 4.63 5 3.5 3 2.1 24 10/ 72 66.9

OPPONENTS 130 76 798 58.5 6.14 3 2.3 3 2.3 40 7/ 45 74.5

2011 NEW ENGLAND PATRIOTS REGULAR SEASON STATISTICS



NEW ENGLAND PATRIOTS / WEEK 17 / THROUGH SUNDAY, JANUARY 1, 2012

WON 13, LOST 3			* RUSHING		No.	Yds	Avg	Long	TD
09/12 W	38-24	at Miami	66,860	Green-Ellis	181	667	3.7	18	11
09/18 W	35-21	San Diego	68,756	Ridley	87	441	5.1	33t	1
09/25 L	31-34	at Buffalo	68,174	Woodhead	77	351	4.6	12	1
10/02 W	31-19	at Oakland	62,572	Brady	43	109	2.5	13	3
10/09 W	30-21	New York Jets	68,756	Faulk	17	57	3.4	9	0
10/16 W	20-16	Dallas	68,756	Vereen	15	57	3.8	19	1
10/30 L	17-25	at Pittsburgh	64,424	Hernandez	5	45	9.0	19	0
11/06 L	20-24	New York Giants	68,756	Welker	4	30	7.5	19	0
11/13 W	37-16	at New York Jets	79,088	Edelman	4	8	2.0	6	0
11/21 W	34- 3	Kansas City	68,756	R. Gronkowski	1	2	2.0	2t	1
11/27 W	38-20	at Philadelphia	69,144	Hoyer	4	-3	-.8	0	0
12/04 W	31-24	Indianapolis	68,756	TEAM	438	1764	4.0	33t	18
12/11 W	34-27	at Washington	77,825	OPPONENTS	405	1874	4.6	41	13
12/18 W	41-23	at Denver	76,556	* RECEIVING	No.	Yds	Avg	Long	TD
12/24 W	27-24	Miami	68,756	Welker	122	1569	12.9	99t	9
01/01 W	49-21	Buffalo	68,756	R. Gronkowski	90	1327	14.7	52t	17
	N.E.	Opp.		Hernandez	79	910	11.5	46	7
TOTAL FIRST DOWNS			399	Branch	51	702	13.8	63	5
Rushing			107	Woodhead	18	157	8.7	16	0
Passing			262	Ochocinco	15	276	18.4	53	1
Penalty			30	Green-Ellis	9	159	17.7	53	0
3rd Down: Made/Att			89/194	Faulk	7	34	4.9	18	0
3rd Down Pct.			45.9	Edelman	4	34	8.5	11	0
4th Down: Made/Att			7/11	Underwood	3	30	10.0	13	0
4th Down Pct.			63.6	Ridley	3	13	4.3	8	0
POSSESSION AVG.			28:47	Slater	1	46	46.0	46	0
TOTAL NET YARDS			6848	TEAM	402	5257	13.1	99t	39
Avg. Per Game			428.0	OPPONENTS	386	4977	12.9	58	26
Total Plays			1082	* INTERCEPTIONS	No.	Yds	Avg	Long	TD
Avg. Per Play			6.3	Arrington	7	92	13.1	28	0
NET YARDS RUSHING			1764	Wilfork	2	47	23.5	28	0
Avg. Per Game			110.3	Molden	2	40	20.0	27	0
Total Rushes			438	McCourty	2	38	19.0	38	0
NET YARDS PASSING			5084	Ninkovich	2	30	15.0	18	1
Avg. Per Game			317.8	S. Moore LG	2	26	13.0	21t	1
Sacked/Yards Lost			32/173	S. Moore TM	2	26	13.0	21t	1
Gross Yards			5257	Mayo	2	4	2.0	2	0
Att./Completions			612/402	Guyton	1	17	17.0	17	0
Completion Pct.			65.7	Brown	1	2	2.0	2	0
Had Intercepted			12	Adams TM	1	0	0.0	0	0
PUNTS/AVERAGE			57/46.5	Chung	1	0	0.0	0	0
NET PUNTING AVG.			57/41.5	TEAM	23	296	12.9	38	2
PENALTIES/YARDS			87/815	OPPONENTS	12	186	15.5	42	1
FUMBLES/BALL LOST			13/5	* PUNTING	No.	Yds	Avg	Net	TB
TOUCHDOWNS			61	Mesko	57	2648	46.5	41.5	3
Rushing			18	TEAM	57	2648	46.5	41.5	3
Passing			39	OPPONENTS	67	3055	45.6	39.1	2
Returns			4	* PUNT RETURNS	Ret	FC	Yds	Avg	Long
* SCORE BY PERIODS			Q1	Q2	Q3	Q4	OT	PTS	Edelman
TEAM			82	148	141	142	0	513	Welker
OPPONENTS			87	83	50	122	0	342	Faulk
* SCORING			TD-Ru-Pa-Rt	K-PAT	FG	S	PTS	TEAM	38
Gostkowski			0	0	0	59/59	28/33	0	143
R. Gronkowski			18	1	17	0	0	108	OPPONENTS
Green-Ellis			11	11	0	0	0	66	* KICKOFF RETURNS
Welker			9	0	9	0	0	54	Woodhead
Hernandez			7	0	7	0	0	42	Edelman
Branch			5	0	5	0	0	30	Ridley
Brady			3	3	0	0	0	18	Slater
Woodhead			1	1	0	0	0	10	R. Gronkowski
Edelman			1	0	0	1	0	6	McCourty
S. Moore LG			1	0	0	1	0	6	Ninkovich
S. Moore TM			1	0	0	1	0	6	TEAM
Ninkovich			1	0	0	1	0	6	OPPONENTS
Ochocinco			1	0	1	0	0	6	* FIELD GOALS
Ridley			1	1	0	0	0	6	1-19
Vereen			1	1	0	0	0	6	20-29
Wilfork			1	0	0	1	0	6	30-39
TEAM			61	18	39	4	59/59	28/33	0
OPPONENTS			40	13	26	1	38/38	20/23	2
2-Pt. Conv: Woodhead 2, TM 2-2, OPP 0-2									
SACKS: Anderson 10, A. Carter 10, Ninkovich 6.5, Wilfork 3.5, Love 3, Deaderick 2, Chung 1, Ellis 1, Mayo 1, Warren 1, Pryor 0.5, Wright 0.5, Tay 40, OPP 32									
FUM/LOST: Brady 6/2, Edelman 3/1, Hernandez 1/1, Ridley 1/0, Slater 1/1, Welker 1/0									

* PASSING	Att	Cmp	Yds	Cmp%	Yds/Att	TD	TD%	Int	Int%	Long	Sack/Lost	Rating
Brady	611	401	5235	65.6	8.57	39	6.4	12	2.0	99t	32/ 173	105.6
Hoyer	1	1	22	100.0	22.00	0	0.0	0	0.0	22	0/ 0	118.8
TEAM	612	402	5257	65.7	8.59	39	6.4	12	2.0	99t	32/ 173	105.7
OPPONENTS	619	386	4977	62.4	8.04	26	4.2	23	3.7	58	40/ 274	86.1

THE LAST TIME THE TENNESSEE TITANS ...

KICKOFF RETURNED FOR TOUCHDOWN

Regular Season:

By Titans—Marc Mariani (16 yards) & Tommie Campbell (84 yards, TD) on reverse vs. Tampa Bay (100 total yards), 11/27/11

By Opponents—Antonio Brown, Pittsburgh (89 yards), 9/19/10

Playoffs:

By Titans—Derrick Mason, at Jacksonville (80 yards), 1/23/00

By Opponents—Never Happened

PUNT RETURNED FOR TOUCHDOWN

Regular Season:

By Titans—Marc Mariani at Carolina (79 yards), 11/13/11

By Opponents—Glenn Martinez at Denver (80 yards), 11/19/07

Playoffs:

By Titans—Never Happened

By Opponents—Never Happened

INTERCEPTION RETURNED FOR TOUCHDOWN

Regular Season:

By Titans—Jordan Babineaux (97 yards) at Cleveland, 10/2/11

By Opponents—Jacob Lacey (32 yards), at Indianapolis, 12/18/11

Playoffs:

By Titans—Bubba McDowell, at Buffalo (58 yards), 1/3/93

By Opponents—Will Demps at Baltimore (56 yards), 1/3/04

FUMBLE RETURNED FOR TOUCHDOWN

Regular Season:

By Titans—Cortland Finnegan (92 yards) vs. Jacksonville, 12/17/06

By Opponents—Jamey Richard (recovered in end zone), at Indianapolis, 12/28/08

Playoffs:

By Titans—Never Happened

By Opponents—Never Happened

FIELD GOAL BLOCKED

Regular Season:

By Titans—Jacob Ford vs. Jacksonville (Josh Scobee), 12/5/10

By Opponents—Aaron Smith, at Pittsburgh (Rob Bironas), 9/10/09

Playoffs:

By Titans—Never Happened

By Opponents—Richard Seymour, at New England, 1/10/04

FIELD GOAL BLOCKED, RETURNED FOR TD

Regular Season:

By Titans—Donald Mitchell (69 yards) at Detroit (Jason Hanson's FG blocked by Henry Ford), 10/21/01

By Opponents—Rob Morris (68 yards), at Indianapolis (Gary Anderson's FG blocked by Montae Reagor), 12/5/04

Playoffs:

By Titans—Never Happened

By Opponents—Anthony Mitchell, vs. Baltimore (90 yards), 1/7/01

PUNT BLOCKED

Regular Season:

By Titans—Jason Bailey vs. Indianapolis (Pat McAfee), 10/30/11

By Opponents—Ed Reed, at Baltimore (Craig Hentrich), 11/24/02

Playoffs:

By Titans—Chris Coleman, vs. Baltimore (Kyle Richardson, twice), 1/7/01

By Opponents—Jerry Olsavsky, vs. Pittsburgh (Greg Montgomery), 12/31/89

PUNT BLOCKED AND RETURNED FOR TD

Regular Season:

By Titans—Jason McCourty vs. Indianapolis, 10/30/11 (Pat McAfee's punt blocked by Patrick Bailey and recovered in end zone by McCourty)

By Opponents—Ed Reed (11 yards), at Baltimore (Craig Hentrich's punt blocked by Ed Reed), 11/24/02

Playoffs:

By Titans—Never Happened

By Opponents—Never Happened

MISSED PAT

Regular Season:

By Titans—Rob Bironas (wide right) at Jacksonville, 1/1/06

By Opponents—Josh Scobee (blocked by Michael Griffin), vs. Jacksonville, 11/1/09

Playoffs:

By Titans—Never Happened

By Opponents—David Treadwell (Wide Left), at Denver, 1/4/92

TWO-POINT CONVERSION MADE

Regular Season:

By Titans—Kenny Britt (pass from Kerry Collins) vs. Pittsburgh, 9/19/10

By Opponents—Ricky Williams run, vs. Miami, 12/20/09

Playoffs:

By Titans—Never Happened

By Opponents—Plaxico Burress (pass from Hines Ward) vs. Pittsburgh, 1/11/03

TWO-POINT CONVERSION FAILED

Regular Season:

By Titans—at San Diego (pass), 10/31/10

By Opponents—at Houston (run), 1/1/12

Playoffs:

By Titans—vs. St. Louis (pass incomplete), 1/30/00

By Opponents—Buffalo (pass incomplete), 1/8/00

SAFETY SCORED

Regular Season:

By Titans—Punt blocked by Nick Schommer out of bounds in end zone, 10/31/10

By Opponents—Billy Volek penalty (intentional grounding) in end zone at Oakland, 12/19/04

Playoffs:

By Titans—Josh Evans and Jason Fisk at Jacksonville (sacked Mark Brunell), 1/23/00

By Opponents—Dan Pastorini ran out of the End Zone at Miami, 12/24/78

200 YARDS RUSHING

Regular Season:

By Titans—Chris Johnson vs. Jacksonville (228 yards), 11/1/09

By Opponents—Corey Dillon, vs. Cincinnati (246 yards), 12/4/97

Playoffs:

By Titans—Never Happened

By Opponents—Never Happened

150 YARDS RUSHING

Regular Season:

By Titans—Chris Johnson at Buffalo (153 yards), 12/4/11

By Opponents—Donald Brown, at Indianapolis (161 yards), 12/18/11

Playoffs:

By Titans—Eddie George, at Indianapolis (162), 1/16/00

By Opponents—Paul Lowe, vs. Los Angeles Chargers (165 yards), 1/1/61

100 YARDS RUSHING

Regular Season:

By Titans—Chris Johnson at Buffalo (153 yards), 12/4/11

By Opponents—Maurice Jones-Drew, vs. Jacksonville (103 yards), 12/24/11

Playoffs:

By Titans—Eddie George, at Indianapolis (162 yards), 1/16/00

By Opponents—Fred Taylor, at Jacksonville (110 yards), 1/23/00

400 YARDS PASSING

Regular Season:

By Titans—Billy Volek at Oakland (492 yards), 12/19/04

By Opponents—Tony Romo, at Dallas (406 yards), 10/10/10

Playoffs:

By Titans—Never Happened

By Opponents—Kurt Warner, vs. St. Louis (414), 1/30/00

300 YARDS PASSING

Regular Season:

By Titans—Matt Hasselbeck vs. Jacksonville (350 yards), 12/24/11

By Opponents—Drew Brees, vs. New Orleans (337 yards), 12/11/11

Playoffs:

By Titans—Steve McNair vs. Pittsburgh (338 yards), 1/11/03

By Opponents—Kurt Warner, St. Louis (414 yards), 1/30/00

200 YARDS RECEIVING

Regular Season:

By Titans—Kenny Britt vs. Philadelphia (225 yards), 10/24/10

By Opponents—Andre Johnson, at Houston (207 yards), 12/14/08

Playoffs:

By Titans—Never Happened

By Opponents—Never Happened

THE LAST TIME THE TENNESSEE TITANS ...

150 YARDS RECEIVING

Regular Season:

By Titans—Jared Cook vs. Jacksonville (169 yards), 12/24/11
By Opponents—Dwayne Bowe, at Kansas City (153 yards), 12/26/10

Playoffs:

By Titans—Never Happened
By Opponents—Isaac Bruce, St. Louis (162 yards), 1/30/00

100 YARDS RECEIVING

Regular Season:

By Titans—Jared Cook vs. Jacksonville (169 yards), 12/24/11
By Opponents—Marques Colston, vs. New Orleans (105 yards), 12/11/11

Playoffs:

By Titans—Justin Gage (135 yards) vs. Baltimore, 1/10/09
By Opponents—Chris Chambers (121 yards) and Vincent Jackson (114), at San Diego, 1/6/08

FIVE TOUCHDOWN PASSES

Regular Season:

By Titans—Steve McNair vs. Jacksonville, 12/26/99
By Opponents—Ben Roethlisberger, at Pittsburgh, 10/9/11

Playoffs:

By Titans—Never Happened
By Opponents—Daryle Lamonica, at Oakland (6), 12/21/69

FOUR TOUCHDOWN PASSES

Regular Season:

By Titans—Billy Volek at Oakland, 12/19/04
By Opponents—Ben Roethlisberger (five), at Pittsburgh, 10/9/11

Playoffs:

By Titans—Warren Moon at Buffalo, 1/3/93
By Opponents—Frank Reich, at Buffalo, 1/3/93

THREE TOUCHDOWN RECEPTIONS

Regular Season:

By Titans—Kenny Britt vs. Philadelphia, 10/24/10
By Opponents—Randy Moss, at New England, 10/18/09

Playoffs:

By Titans—Never Happened
By Opponents—Andre Reed, Buffalo, 1/3/93

TWO TOUCHDOWN RECEPTIONS

Regular Season:

By Titans—Nate Washington at Atlanta, 11/20/11
By Opponents—Marques Colston, vs. New Orleans, 12/11/11

Playoffs:

By Titans—Haywood Jeffires at Buffalo, 1/3/93
By Opponents—Hines Ward, Pittsburgh, 1/11/03

THREE TOUCHDOWNS RUSHING

Regular Season:

By Titans—LenDale White at Kansas City, 10/19/08
By Opponents—Corey Dillon (4), Cincinnati, 12/4/97

Playoffs:

By Titans—Never Happened
By Opponents—Never Happened

TWO TOUCHDOWNS RUSHING

Regular Season:

By Titans—Chris Johnson at Buffalo, 12/4/11
By Opponents—Arian Foster, vs. Houston, 10/23/11

Playoffs:

By Titans—Steve McNair at Oakland, 1/19/03
By Opponents—Antwain Smith, vs. Buffalo, 1/8/00

FOUR FIELD GOALS

Regular Season:

By Titans—Rob Bironas (4) vs. Baltimore, 9/18/11
By Opponents—Graham Gano (4), vs. Washington, 11/21/10

Playoffs:

By Titans—Al Del Greco, at Indianapolis, 1/16/00
By Opponents—Gary Anderson (OT) vs. Pittsburgh, 12/31/89

THREE FIELD GOALS

Regular Season:

By Titans—Rob Bironas at Houston, 1/1/12
By Opponents—Neil Rackers, at Houston, 1/1/12

Playoffs:

By Titans—Al Del Greco (4), at Indianapolis, 1/16/00
By Opponents—Jeff Reed, Pittsburgh, 1/11/03

THREE INTERCEPTIONS

Regular Season:

By Titans—Keith Bulluck (3) at New Orleans, 9/24/07
By Opponents—Glover Quin (3), at Houston, 11/28/10

Playoffs:

By Titans—Vernon Perry (4*) at San Diego, 12/29/79
By Opponents—Never Happened

TWO INTERCEPTIONS

Regular Season:

By Titans—Keith Bulluck and Cortland Finnegan vs. St. Louis, 12/13/09
By Opponents—Glover Quin (3), at Houston, 11/28/10

Playoffs:

By Titans—Bubba McDowell vs. N.Y. Jets, 12/29/91
By Opponents—Johnny Robinson, vs. Dallas Texans, 12/23/62

THREE SACKS

Regular Season:

By Titans—Jason Jones (3.5) vs. Pittsburgh, 12/21/08
By Opponents—Darnell Dockett, vs. Arizona, 11/29/09

Playoffs:

By Titans—Andy Dorris vs. Denver, 12/23/79
By Opponents—Willie McGinest, at New England, 1/10/04

SCORED 50 POINTS

Regular Season:

By Titans—Oilers 58, Cleveland 14, 12/9/90
By Opponents—Titans 0, at New England 59, 10/18/09

Playoffs:

By Titans—Never Happened
By Opponents—at Oakland 56, Oilers 7, 12/21/69

SCORED 40 POINTS

Regular Season:

By Titans—Titans 47, vs. St. Louis 7, 12/13/09
By Opponents—Houston 41, Titans 7, 10/23/11

Playoffs:

By Titans—Never Happened
By Opponents—at Oakland 41, Titans 24, 1/19/03

WON OVERTIME GAME

Regular Season:

By Titans—Dolphins 24 at Titans 27, 12/20/09
By Opponents—Redskins 19 at Titans 16, 11/21/10

Playoffs:

By Titans—Titans 34, Pittsburgh 31, 1/11/03
By Opponents—at Buffalo 41, Oilers 38, 1/3/93

SHUTOUT

Regular Season:

By Titans—Titans 31, Dallas 0, 12/25/00
By Opponents—Titans 0, at Houston 20, 11/28/10

Playoffs:

By Titans—Never Happened
By Opponents—Never Happened

500 TOTAL NET YARDS

Regular Season:

By Titans—vs. Arizona (532 yards), 11/29/09
By Opponents—vs. Houston (518 yards), 10/23/11

Playoffs:

By Titans—Never Happened
By Opponents—Never Happened

400 TOTAL NET YARDS

Regular Season:

By Titans—vs. Jacksonville (407 yards), 12/24/11
By Opponents—vs. New Orleans (437 yards), 12/11/11

Playoffs:

By Titans—vs. Pittsburgh (430 yards), 1/11/03
By Opponents—St. Louis (436 yards), 1/30/00

LAST TIME IN A SEASON THE TITANS ...

TEAM OFFENSE

Ranked 1st in Overall Offense — 1990
 Ranked 1st in Rushing Offense — 1967 (AFL)
 Ranked 1st in Passing Offense — 1992

TEAM DEFENSE

Ranked 1st in Overall Defense — 2000
 Ranked 1st in Rushing Defense — 2003
 Ranked 1st in Passing Defense — 2000

GAMES WON

10 Wins — 2008 (13-3)
 11 Wins — 2008 (13-3)
 12 Wins — 2008 (13-3)
 13 Wins — 2008 (13-3)

ADVANCED IN PLAYOFFS

Wild Card Round — 2008 (Divisional Round)
 Divisional Round — 2008
 Conference Championship — 2002
 Super Bowl — 1999

RUSHING

1,000 Yards — Chris Johnson (1,047), 2011
 1,500 Yards — Chris Johnson (2,006), 2009
 2,000 Yards — Chris Johnson (2,006), 2009
 300 Attempts — Chris Johnson (316), 2010
 400 Attempts — Eddie George (403), 2000
 10 Touchdowns — Chris Johnson (11), 2010
 15 Touchdowns — Lendale White (15), 2008

PASSING

3,000 Yards — Matt Hasselbeck (3,571), 2011
 3,500 Yards — Matt Hasselbeck (3,571), 2011
 4,000 Yards — Warren Moon (4,690), 1991
 400 Attempts — Matt Hasselbeck (518), 2011
 500 Attempts — Matt Hasselbeck (518), 2011
 600 Attempts — Warren Moon (655), 1991
 20 Touchdowns — Steve McNair (24), 2003
 30 Touchdowns — Warren Moon (33), 1990
 90.0 Passer Rating — Steve McNair (100.4), 2003
 100.0 Passer Rating — Steve McNair (100.4), 2003

RECEIVING

80 Receptions — Derrick Mason (96), 2004
 90 Receptions — Derrick Mason (96), 2004
 100 Receptions — Haywood Jeffires (100), 1991
 1,000 Yards — Nate Washington (1,023), 2011
 1,500 Yards — Charley Hennigan (1,546), 1964
 10 Touchdowns — Drew Bennett (11), 2004
 15 Touchdowns — Bill Groman (17), 1961

SCORING

100 Points — Rob Bironas (121), 2011
 110 Points — Rob Bironas (121), 2011
 120 Points — Rob Bironas (121), 2011
 130 Points — Rob Bironas (133), 2007
 30 Field Goals — Rob Bironas (35), 2007
 35 Field Goals — Rob Bironas (35), 2007
 10 Touchdowns — Chris Johnson (12), 2010
 15 Touchdowns — Chris Johnson (16), 2009

DEFENSE

7 Interceptions — Michael Griffin (7), 2008
 8 Interceptions — Richard Johnson (8), 1990
 9 Interceptions — Mike Reinfeldt (12), 1979
 10 Interceptions — Mike Reinfeldt (12), 1979
 10 Sacks — Jason Babin (12.5), 2010
 12 Sacks — Jason Babin (12.5), 2010
 14 Sacks — Jevon Kearse (14.5), 1999
 150 Tackles — Stephen Tulloch (169) & Michael Griffin (153), 2010
 175 Tackles — Keith Bulluck (180), 2002
 200 Tackles — Gregg Bingham (212), 1980

TITANS RECORDS AT A GLANCE

Team record holders in major statistical categories

SCORING

Points/Game — 30 by Billy Cannon (5 TDs) at N.Y. Titans, 12/10/61
 Points/Season — 136 by Al Del Greco, 1998
 Points/Career — 1,060 by Al Del Greco, 1991-00
 Touchdowns/Game — 5 by Billy Cannon at N.Y. Titans, 12/10/61
 Touchdowns/Season — 19 by Earl Campbell, 1979
 Touchdowns/Career — 74 by Eddie George, 1996-03
 Field Goals/Game — 8 by Rob Bironas at Hou., 10/21/07
 Field Goals/Season — 36 by Al Del Greco, 1998
 Field Goals/Career — 246 by Al Del Greco, 1991-00

RUSHING

Rushing Yards/Game — 228 by Chris Johnson vs. Jax, 11/1/09
 Rushing Yards/Season — 2,006 by Chris Johnson, 2009
 Rushing Yards/Career — 10,009 by Eddie George, 1996-03
 Rushing Touchdowns/Game — 4 by Earl Campbell vs. Mia., 11/20/78; Lorenzo White vs. Cle., 12/9/90
 Rushing Touchdowns/Season — 19 by Earl Campbell, 1979
 Rushing Touchdowns/Career — 73 by Earl Campbell, 1978-84

PASSING

Passing Yards/Game — 527 by Warren Moon at K.C., 12/16/90
 Passing Yards/Season — 4,690 by Warren Moon, 1991
 Passing Yards/Career — 33,685 by Warren Moon, 1984-93
 Passing Touchdowns/Game — 7 by George Blanda vs. N.Y. Titans, 11/19/61
 Passing Touchdowns/Season — 36 by George Blanda, 1961
 Passing Touchdowns/Career — 196 by Warren Moon, 1984-93
 Passer Rating/Game — 158.3 by Chris Chandler at Cin., 9/24/95
 Passer Rating/Season — 100.4 by Steve McNair, 2003
 Passer Rating/Career — 83.3 by Steve McNair, 1995-05

RECEIVING

Receptions/Game — 13 (three times, last by Drew Bennett at Oak., 12/19/04)
 Receptions/Season — 101 by Charles Hennigan, 1964
 Receptions/Career — 542 by Ernest Givins, 1986-94
 Receiving Yards/Game — 272 by Charles Hennigan at Bos., 10/13/61
 Receiving Yards/Season — 1,746 by Charles Hennigan, 1961
 Receiving Yards/Career — 7,935 by Ernest Givins, 1986-94
 Receiving Touchdowns/Game — 3 (17 times, last by Kenny Britt vs. Phi., 10/24/10)
 Receiving Touchdowns/Season — 17 by Bill Groman, 1961
 Receiving Touchdowns/Career — 51 by Charles Hennigan, 1960-66

PUNTING

Punts/Game — 11 (twice by Rich Camarillo, last at Pit., 12/3/95)
 Punts/Season — 96 by Rich Camarillo, 1994
 Punts/Career — 861 by Craig Hentrich, 1998-09

PUNT RETURNS

Punt Return Yards/Game — 127 by Billy Johnson vs. Cin., 10/5/75
 Punt Return Average/Season — 15.4 by Billy Johnson, 1977
 Punt Return Average/Career — 13.2 by Billy Johnson, 1974-80

KICKOFF RETURNS

Kickoff Return Yards/Game — 240 by Bobby Jancik at Oak., 12/22/63
 Kickoff Return Average/Season — 31.3 by Ken Hull, 1960
 Kickoff Return Average/Career — 26.5 by Bobby Jancik, 1962-67

INTERCEPTIONS

Interceptions/Game — 3 (eight times, last by Keith Bulluck at N.O., 9/24/07)
 Interceptions/Season — 12 by Freddy Glick, 1963; by Mike Reinfeldt, 1979
 Interceptions/Career — 45 by Jim Norton, 1960-68

SACKS

Sacks/Game — 4 (five times, last by William Fuller vs. Pit., 11/28/93)
 Sacks/Season — 17 by Elvin Bethea, 1973
 Sacks/Career — 105 by Elvin Bethea, 1968-83

2012 TENNESSEE TITANS TRANSACTIONS

January 2	Signed G RYAN DURAND , DE PANNEL EGBOH , TE CAMERON GRAHAM , WR JAMES KIRKENDOLL , T/G TROY KROPOG , WR MICHAEL PRESTON and CB TERRENCE WHEATLEY to future contracts	May 8	Signed the following undrafted free agents: DT DaJOHN HARRIS and S CHRISTIAN SCOTT
January 3	Signed RB HERB DONALDSON to a future contract	May 15	Signed fourth-round choice CB COTY SENSABAUGH
January 4	Fired secondary coach MARCUS ROBERTSON and assistant secondary coach CURTIS FULLER	May 17	Signed third-round choice DT MIKE MARTIN
January 5	Signed S AL AFALAVA , LS JAKE INGRAM and G DUKE ROBINSON to future contracts	May 21	Signed second-round choice LB ZACH BROWN and sixth-round choice S MARKELLE MARTIN
January 6	Signed DE KEYUNTA DAWSON and RB DARIUS REYNAUD to future contracts	May 23	Signed seventh-round choice DE SCOTT SOLOMON
January 10	Signed FB WILL TA'UFO'OU and LB LAWRENCE WILSON to future contracts	May 24	Signed fifth-round choice TE TAYLOR THOMPSON
January 16	Hired BRETT MAXIE as secondary coach	June 4	Signed free agent G KYLE DeVAN ; waived RB DARRYL WHITING
January 18	Elevated MIKE REINFELDT to senior executive vice president/chief operating officer and RUSTON WEBSTER to executive vice president/general manager; promoted LAKE DAWSON to vice president of player personnel	June 12	Terminated vested veteran TE DANIEL GRAHAM
January 23	Hired STEVE BROWN as assistant secondary coach and KEITH MILLARD as defensive assistant/pass rush specialist	June 13	Signed free agent C JON COOPER
January 31	Hired NATE KACZOR as assistant offensive line coach	June 19	Signed Franchise Player S MICHAEL GRIFFIN to a long-term contract
February 10	Hired JONATHAN GANNON as defensive assistant/quality control; ARTHUR SMITH becomes new offensive assistant/quality control	June 21	Waived LS JAKE INGRAM and CB GARY WILBURN
February 14	Signed free agent DT LAMAR DIVENS	July 24	Signed free agent S AARON FRANCISCO ; declared S MARKELLE MARTIN physically unable to perform
March 5	Designated S MICHAEL GRIFFIN as the Franchise Player	July 25	Waived G CHANDLER BURDEN ; declared WR KENNY BRITT physically unable to perform
March 16	Re-signed unrestricted free agent S JORDAN BABINEAUX	July 27	Placed C JON COOPER on reserve/retired list; placed WR O.J. MURDOCK on reserve/did not report list
March 19	Signed free agent G STEVE HUTCHINSON	August 1	Signed first-round choice WR KENDALL WRIGHT ; signed free agent TE JOEY HAYNOS
March 20	Signed free agent DE KAMERION WIMBLEY	August 2	Signed free agent WR MARCUS HARRIS
April 2	Re-signed unrestricted free agent LB TIM SHAW	August 4	Signed free agent C/G CHRIS MORRIS
April 5	Signed free agent DE LEGER DOUZABLE	August 8	Placed C/G EUGENE AMANO on injured reserve; signed free agent S TRACY WILSON
April 16	Re-signed unrestricted free agent DE DAVE BALL	August 10	Waived injured LB ALEX WATKINS
April 19	Waived G DUKE ROBINSON	August 16	Signed free agent G MICHAEL JASPER and T JONATHAN PALMER
April 26	Drafted WR KENDALL WRIGHT (first round, 20th overall)	August 20	Placed LB GERALD McRATH on injured reserve
April 27	Drafted LB ZACH BROWN (second round, 52nd overall) and DT MIKE MARTIN (third round, 82nd overall)	August 22	Terminated vested veteran DT SHAUN SMITH
April 28	Drafted CB COTY SENSABAUGH (fourth round, 115th overall); Traded fifth-round selection (155th overall) and seventh-round selection (227th overall) to the Miami Dolphins for their fifth-round selection (145th overall); Drafted TE TAYLOR THOMPSON (fifth round, 145th overall) and S MARKELLE MARTIN (sixth round, 190th overall); Traded 2013 sixth-round selection to the Minnesota Vikings for their seventh-round selection (211th overall); Drafted DE SCOTT SOLOMON (seventh round, 211th overall)	August 26	Placed WR MARC MARIANI on injured reserve; waived P/K WILL BATSON , G GEORGE BIAS , WR CHASE DEADDER , RB HERB DONALDSON , WR LaQUINTON EVANS , WR MARCUS HARRIS , TE JOEY HAYNOS , T JONATHAN PALMER , S CHRISTIAN SCOTT , QB NICK STEPHENS , C WILLIAM VLACHOS ; placed S MARKELLE MARTIN on reserve/physically unable to perform list
May 1	Waived FB WILL TA'UFO'OU and LB LAWRENCE WILSON ; signed free agents LB ZAC DILES and FB COLLIN MOONEY	August 29	Moved WR KENNY BRITT from Physically Unable to Perform to active roster
May 3	Signed the following undrafted free agents: WR DEVIN AGUILAR , TE BRANDON BARDEN , P/K WILL BATSON , G/T GEORGE BIAS , G CHANDLER BURDEN , WR CHASE DEADDER , WR LaQUINTON EVANS , LB ALEX WATKINS , RB DARRYL WHITING , CB GARY WILBURN and WR D.J. WOODS	August 31	Terminated vested veterans G KYLE DeVAN , S AARON FRANCISCO and C CHRIS MORRIS ; waived WR DEVIN AGUILAR , TE BRANDON BARDEN , DT ZACH CLAYTON , DT LAMAR DIVENS , TE CAMERON GRAHAM , CB CHRIS HAWKINS , G MICHAEL JASPER , WR JAMES KIRKENDOLL , FB COLLIN MOONEY , WR MICHAEL PRESTON , DE MALCOLM SHEPPARD , S TRACY WILSON , WR D.J. WOODS ; placed DE DAVE BALL , DE LEGER DOUZABLE , G RYAN DURAND , LB KEVIN MALAST and CB TERRENCE WHEATLEY on injured reserve
May 4	Signed the following undrafted free agents: LS/TE BEAU BRINKLEY , QB NICK STEPHENS and C WILLIAM VLACHOS	September 1	Signed TE BRANDON BARDEN , DT ZACH CLAYTON , FB COLLIN MOONEY , WR MICHAEL PRESTON and S TRACY WILSON to the practice squad
		September 2	Signed RB DARREN EVANS to the practice squad

TENNESSEE TITANS UNOFFICIAL DEPTH CHART

OFFENSE

WR	85	Nate Washington	<u>13</u>	<u>Kendall Wright</u>	87	Lavelle Hawkins
TE	89	Jared Cook	<u>84</u>	<u>Taylor Thompson</u>		
LT	71	Michael Roos	66	Mike Otto	70	Troy Kropog
LG	73	Steve Hutchinson	60	Kevin Matthews		
C	61	Fernando Velasco	60	Kevin Matthews		
RG	64	Leroy Harris	60	Kevin Matthews		
RT	76	David Stewart	68	Byron Stingily	70	Troy Kropog
TE/FB	88	Craig Stevens	45	Quinn Johnson		
WR	18	Kenny Britt	17	Damian Williams		
QB	10	Jake Locker	8	Matt Hasselbeck	11	Rusty Smith
RB	28	Chris Johnson	21	Javon Ringer	23	Jamie Harper
					39	Darius Reynaud

DEFENSE

DE	91	Derrick Morgan	<u>79</u>	<u>Pannel Egboh</u>		
DT	94	Sen'Derrick Marks	97	Karl Klug		
DT	99	Jurrell Casey	<u>67</u>	<u>Mike Martin</u>	<u>62</u>	<u>DaJohn Harris</u>
DE	95	Kameron Wimbley	75	Keyunta Dawson	<u>90</u>	<u>Scott Solomon</u>
SLB	56	Akeem Ayers	57	Patrick Bailey		
MLB	52	Colin McCarthy	53	Zac Diles	59	Tim Shaw
WLB	92	Will Witherspoon	<u>55</u>	<u>Zach Brown</u>		
CB	30	Jason McCourty	37	Tommie Campbell	<u>24</u>	<u>Coty Sensabaugh</u>
SS	26	Jordan Babineaux	38	Al Afalava		
FS	33	Michael Griffin	32	Robert Johnson		
CB	20	Alterraun Verner	29	Ryan Mouton		

SPECIALISTS

K	2	Rob Bironas	6	Brett Kern
KO	2	Rob Bironas	6	Brett Kern
P	6	Brett Kern	2	Rob Bironas
H	6	Brett Kern	8	Matt Hasselbeck
PR	39	Darius Reynaud	17	Damian Williams
KOR	39	Darius Reynaud	87	Lavelle Hawkins
LS	<u>48</u>	<u>Beau Brinkley</u>	60	Kevin Matthews

Rookies and first-year players are underlined

As of Sept. 2, 2012

TENNESSEE TITANS ROSTER BY EXPERIENCE

<u>14TH YEAR</u>		<u>5TH YEAR</u>		<u>3RD YEAR</u>		<u>1ST YEAR</u>	
Matt Hasselbeck	QB	Patrick Bailey	LB	Al Afalava	S	Pannel Egboh	DE
		Keyunta Dawson	DE	Troy Kropog	T/G	Kevin Malast (IR)	LB
<u>12TH YEAR</u>		Lavelle Hawkins	WR	Marc Mariani (IR)	WR	<u>ROOKIE DRAFT PICKS</u>	
Steve Hutchinson	G	Chris Johnson	RB	Derrick Morgan	DE	Zach Brown	LB
		Brett Kern	P	Rusty Smith	QB	Markelle Martin (PUP)	S
<u>11TH YEAR</u>		Mike Otto	T	Fernando Velasco	C/G	Mike Martin	DT
Will Witherspoon	LB	Tim Shaw	LB	Alterraun Verner	CB	Coty Sensabaugh	CB
		Craig Stevens	TE	Terrence Wheatley (IR)	CB	Scott Solomon	DE
				Damian Williams	WR	Taylor Thompson	TE
<u>9TH YEAR</u>		<u>4TH YEAR</u>		<u>2ND YEAR</u>		Kendall Wright	WR
Eugene Amano (IR)	G/C	Kenny Britt (SUS)	WR	Akeem Ayers	LB	<u>ROOKIE FREE AGENTS</u>	
Jordan Babineaux	S	Jared Cook	TE	Tommie Campbell	DB	Beau Brinkley	LS/TE
<u>8TH YEAR</u>		Leger Douzable (IR)	DE	Jurrell Casey	DT	DaJohn Harris	DT
Dave Ball (IR)	DE	Quinn Johnson	FB	Ryan Durand (IR)	G	Alex Watkins (IR)	LB
Rob Bironas	K	Sen'Derrick Marks	DT	Jamie Harper	RB		
Michael Roos	T	Jason McCourty	CB	Robert Johnson	S		
David Stewart	T	Gerald McRath (IR)	LB	Karl Klug	DL		
Nate Washington	WR	Ryan Mouton	CB	Jake Locker	QB		
		Darius Reynaud	RB	Kevin Matthews	C		
<u>7TH YEAR</u>		Javon Ringer	RB	Colin McCarthy	LB		
Kameron Wimbley	DE			Byron Stingily	T		
<u>6TH YEAR</u>							
Zac Diles	LB						
Michael Griffin	S						
Leroy Harris	G/C						

as of Sept. 2, 2012

TITANS ROSTER BY DRAFT ROUND

ROUND 1

Player	Pos.	Year
Kendall Wright	WR	2012
Jake Locker	QB	2011
Derrick Morgan	DE	2010
Kenny Britt (SUS)	WR	2009
Chris Johnson	RB	2008
Michael Griffin	S	2007
Kameron Wimbley	DE	2006 (Cle)
Steve Hutchinson	G	2001 (Sea)

ROUND 2

Player	Pos.	Year
Zac Brown	LB	2012
Akeem Ayers	LB	2011
Sen'Derrick Marks	DT	2009
Terrence Wheatley (IR)	CB	2008 (NE)
Michael Roos	T	2005

ROUND 3

Player	Pos.	Year
Mike Martin	DT	2012
Jurrell Casey	DT	2011
Damian Williams	WR	2010
Jared Cook	TE	2009
Ryan Mouton	CB	2009
Craig Stevens	TE	2008
Will Witherspoon	LB	2002 (Car)

ROUND 4

Player	Pos.	Year
Coty Sensabaugh	CB	2012
Jamie Harper	RB	2011
Colin McCarthy	LB	2011
Alterraun Verner	CB	2010
Troy Kropog	T	2009
Gerald McRath (IR)	LB	2009
Lavelle Hawkins	WR	2008
Leroy Harris	C/G	2007
David Stewart	T	2005
Dave Ball (IR)	DE	2004 (SD)

ROUND 5

Player	Pos.	Year
Taylor Thompson	TE	2012
Karl Klug	DT	2011
Robert Johnson	S	2010
Quinn Johnson	FB	2009 (GB)
Javon Ringer	RB	2009
Tim Shaw	LB	2007 (Car)

ROUND 6

Player	Pos.	Year
Markelle Martin (PUP)	S	2012
Byron Stingily	T	2011
Rusty Smith	QB	2010
Al Afalava	S	2009 (Chi)
Jason McCourty	CB	2009
Matt Hasselbeck	QB	1998 (GB)

ROUND 7

Player	Pos.	Year
Scott Solomon	DE	2012
Tommie Campbell	CB	2011
Marc Mariani (IR)	WR	2010
Ryan Durand (IR)	G	2009
Keyunta Dawson	DE	2007 (Ind)
Zac Diles	LB	2007 (Hou)
Mike Otto	T	2007
Eugene Amano (IR)	C	2004

UNDRAFTED

Player	Pos.	Year
Beau Brinkley	LS	2012
DaJohn Harris	DT	2012
Alex Watkins (IR)	LB	2012
Kevin Matthews	C	2010
Pannel Egboh	DE	2009 (SF)
Kevin Malast (IR)	LB	2009 (Chi)
Patrick Bailey	LB	2008 (Pit)
Leger Douzable (IR)	DE	2008 (Min)
Brett Kern	P	2008 (Den)
Darius Reynaud	WR	2008 (Min)
Fernando Velasco	C/G	2008
Nate Washington	WR	2005 (Pit)
Jordan Babineaux	S	2004 (Sea)
Rob Bironas	K	2002 (GB)

As of Sept. 2, 2012

HOW THE TENNESSEE TITANS WERE BUILT

YEAR	DRAFTEES (34)	FREE AGENTS (16)	TRADES/WAIVERS (4)
2012	WR Kendall Wright (1) LB Zach Brown (2) DT Mike Martin (3) CB Coty Sensabaugh (4) TE Taylor Thompson (5) DE Scott Solomon (7)	S Al Afalava (FA) DE Keyunta Dawson (FA) RB Darius Reynaud (FA) G Steve Hutchinson (FA) DE Kamerion Wimbley (FA) LS/TE Beau Brinkley (FA) DT DaJohn Harris (FA) LB Zac Diles (FA)	
2011	QB Jake Locker (1) LB Akeem Ayers (2) DT Jurrell Casey (3) LB Colin McCarthy (4a) RB Jamie Harper (4b) DL Karl Klug (5) T Byron Stingily (6) DB Tommie Campbell (7b)	QB Matt Hasselbeck (UFA-SEA) S Jordan Babineaux (UFA-SEA)	FB Quinn Johnson (W-DEN)
2010	DE Derrick Morgan (1) WR Damian Williams (3a) CB Alterraun Verner (4) S Robert Johnson (5) QB Rusty Smith (6a)	LB Will Witherspoon (FA) C Kevin Matthews (FA) DE Pannel Egboh (FA)	LB Patrick Bailey (W-PIT) LB Tim Shaw (W-CHI)
2009	WR Kenny Britt (1) * DT Se'Derrick Marks (2) TE Jared Cook (3a) CB Ryan Mouton (3b) T Troy Kropog (4b) RB Javon Ringer (5) CB Jason McCourty (6a)	WR Nate Washington (UFA-PIT)	P Brett Kern (W-DEN)
2008	RB Chris Johnson (1) TE Craig Stevens (3) WR Lavelle Hawkins (4b)	C/G Fernando Velasco (FA)	
2007	S Michael Griffin (1) G/C Leroy Harris (4a) T Mike Otto (7)		
2006			
2005	T Michael Roos (2) T David Stewart (4b)	K Rob Bironas (FA)	

* Reserve/Suspended

As of Sept. 2, 2012

TENNESSEE TITANS POSITIONAL ROSTER - OFFENSE

QUARTERBACKS (3)

8	Hasselbeck, Matt	QB	6-4	225	9/25/75	14	Boston College	Norfolk, Mass.	UFA (SEA)-'11
10	Locker, Jake	QB	6-3	234	6/15/88	2	Washington	Ferndale, Wash.	D1-'11
11	Smith, Rusty	QB	6-5	226	1/28/87	3	Florida Atlantic	Jacksonville, Fla.	D6a-'10

RUNNING BACKS/FULLBACKS (5)

23	Harper, Jamie	RB	5-11	233	9/11/89	2	Clemson	Jacksonville, Fla.	D4b-'11
28	Johnson, Chris	RB	5-11	191	9/23/85	5	East Carolina	Orlando, Fla.	D1-'08
45	Johnson, Quinn	FB	6-1	263	9/30/86	4	Louisiana State	New Orleans, La.	T (GB)-'11
39	Reynaud, Darius	RB	5-9	201	12/29/84	4	West Virginia	Luling, La.	FA-'12
21	Ringer, Javon	RB	5-9	213	2/2/87	4	Michigan State	Dayton, Ohio	D5-'09

WIDE RECEIVERS (5)

18	Britt, Kenny *	WR	6-3	215	9/19/88	4	Rutgers	Bayonne, N.J.	D1-'09
87	Hawkins, Lavelle	WR	5-11	194	7/12/86	5	California	Stockton, Calif.	D4b-'08
85	Washington, Nate	WR	6-1	177	8/28/83	8	Tiffin	Toledo, Ohio	UFA (PIT)-'09
17	Williams, Damian	WR	6-1	199	5/26/88	3	Southern California	Springdale, Ark.	D3a-'10
13	Wright, Kendall	WR	5-10	196	11/12/89	R	Baylor	Pittsburg, Texas	D1-'12

TIGHT ENDS (3)

89	Cook, Jared	TE	6-5	248	4/7/87	4	South Carolina	Suwanee, Ga.	D3a-'09
88	Stevens, Craig	TE	6-3	268	9/1/84	5	California	San Pedro, Calif.	D3-'08
84	Thompson, Taylor	TE	6-6	268	10/19/89	R	Southern Methodist	Prosper, Texas	D5-'12

CENTERS (2)

60	Matthews, Kevin	C	6-3	302	2/4/87	2	Texas A&M	Houston, Texas	FA-'10
61	Velasco, Fernando	C/G	6-4	312	2/22/85	3	Georgia	Wrens, Ga.	FA-'08

GUARDS (2)

64	Harris, Leroy	G/C	6-3	303	6/6/84	6	N.C. State	Raleigh, N.C.	D4a-'07
73	Hutchinson, Steve	G	6-5	313	11/1/77	12	Michigan	Fort Lauderdale, Fla.	FA-'12

TACKLES (5)

70	Kropog, Troy	T/G	6-6	308	7/31/86	3	Tulane	Metairie, La.	D4b-'09
66	Otto, Mike	T	6-5	310	7/24/83	5	Purdue	Kokomo, Ind.	D7-'07
71	Roos, Michael	T	6-7	320	10/5/82	8	Eastern Washington	Vancouver, Wash.	D2-'05
76	Stewart, David	T	6-7	315	8/28/82	8	Mississippi State	Moulton, Ala.	D4b-'05
68	Stingily, Byron	T	6-5	313	9/9/88	2	Louisville	Country Club Hills, Ill.	D6-'11

LONG SNAPPER (1)

48	Brinkley, Beau	LS/TE	6-4	237	1/25/90	R	Missouri	Kearney, Mo.	FA-'12
----	----------------	-------	-----	-----	---------	---	----------	--------------	--------

PLACEKICKERS (1)

2	Bironas, Rob	K	6-0	210	1/29/78	8	Ga. Southern/Auburn	Louisville, Ky.	FA-'05
---	--------------	---	-----	-----	---------	---	---------------------	-----------------	--------

* Reserve/Suspended

As of Sept. 2, 2012

TENNESSEE TITANS POSITIONAL ROSTER - DEFENSE

DEFENSIVE ENDS (5)

75	Dawson, Keyunta	DE	6-3	265	9/13/85	5	Texas Tech	Shreveport, La.	FA-'12
79	Egboh, Pannel	DE	6-6	287	3/23/86	1	Stanford	Mesquite, Texas	FA-'10
91	Morgan, Derrick	DE	6-3	278	1/6/89	3	Georgia Tech	Coatesville, Pa.	D1-'10
90	Solomon, Scott	DE	6-3	262	11/5/88	R	Rice	San Antonio, Texas	D7-'12
95	Wimbley, Kamerion	DE	6-4	255	10/13/83	7	Florida State	Wichita, Kan.	FA-'12

DEFENSIVE TACKLES (5)

99	Casey, Jurrell	DT	6-1	300	12/5/89	2	Southern California	Long Beach, Calif.	D3-'11
62	Harris, DaJohn	DT	6-3	306	1/24/89	R	Southern California	Inglewood, Calif.	FA-'12
97	Klug, Karl	DL	6-3	275	3/31/88	2	Iowa	Caledonia, Minn.	D5-'11
94	Marks, Sen'Derrick	DT	6-2	294	2/23/87	4	Auburn	Mobile, Ala.	D2-'09
67	Martin, Mike	DT	6-1	306	9/1/90	R	Michigan	Detroit, Mich.	D3-'12

LINEBACKERS (7)

56	Ayers, Akeem	LB	6-3	254	7/10/89	2	UCLA	Los Angeles, Calif.	D2-'11
57	Bailey, Patrick	LB	6-4	235	11/19/85	5	Duke	Elmendorf, Texas	W (PIT)-'10
55	Brown, Zach	LB	6-1	242	10/23/89	R	North Carolina	Estill, S.C.	D2-'12
53	Diles, Zac	LB	6-2	245	6/11/85	6	Kansas State	Abilene, Texas	FA-'12
52	McCarthy, Colin	LB	6-1	238	5/30/88	2	Miami (Fla.)	Tampa, Fla.	D4a-'11
59	Shaw, Tim	LB	6-1	236	3/27/84	5	Penn State	Livonia, Mich.	W (CHI)-'10
92	Witherspoon, Will	LB	6-1	240	8/19/80	11	Georgia	Panama City, Fla.	FA-'10

CORNERBACKS (5)

37	Campbell, Tommie	DB	6-3	205	9/19/87	2	California (Pa.)	Aliquippa, Pa.	D7b-'11
30	McCourt, Jason	CB	6-0	188	8/13/87	4	Rutgers	Montvale, N.J.	D6a-'09
29	Mouton, Ryan	CB	5-9	184	9/23/86	4	Hawaii	Houston, Texas	D3b-'09
24	Sensabaugh, Coty	CB	5-11	189	11/15/88	R	Clemson	Kingsport, Tenn.	D4-'12
20	Verner, Alterraun	CB	5-10	187	12/13/88	3	UCLA	Carson, Calif.	D4-'10

SAFETIES (4)

38	Afalava, Al	S	5-11	212	1/20/87	3	Oregon State	Laie, Hawaii	FA-'12
26	Babineaux, Jordan	S	6-0	210	8/31/82	9	Southern Arkansas	Port Arthur, Texas	UFA (SEA)-'11
33	Griffin, Michael	S	6-0	203	1/4/85	6	Texas	Austin, Texas	D1-'07
32	Johnson, Robert	S	6-2	206	2/13/87	2	Utah	Los Angeles, Calif.	D5-'10

PUNTERS (1)

6	Kern, Brett	P	6-2	217	2/17/86	5	Toledo	Grand Island, N.Y.	W (DEN)-'09
---	-------------	---	-----	-----	---------	---	--------	--------------------	-------------

As of Sept. 2, 2012

TENNESSEE TITANS ALPHABETICAL ROSTER

NO.	NAME	POS.	HT.	WT.	BIRTHDATE	EXP.	COLLEGE	HOMETOWN	ACQUIRED
38	Afalava, Al	S	5-11	212	1/20/87	3	Oregon State	Laie, Hawaii	FA-'12
56	Ayers, Akeem	LB	6-3	254	7/10/89	2	UCLA	Los Angeles, Calif.	D2-'11
26	Babineaux, Jordan	S	6-0	210	8/31/82	9	Southern Arkansas	Port Arthur, Texas	UFA (SEA)-'11
57	Bailey, Patrick	LB	6-4	235	11/19/85	5	Duke	Elmendorf, Texas	W (PIT)-'10
2	Bironas, Rob	K	6-0	210	1/29/78	8	Ga. Southern/Auburn	Louisville, Ky.	FA-'05
48	Brinkley, Beau	LS/TE	6-4	237	1/25/90	R	Missouri	Kearney, Mo.	FA-'12
55	Brown, Zach	LB	6-1	242	10/23/89	R	North Carolina	Estill, S.C.	D2-'12
37	Campbell, Tommie	DB	6-3	205	9/19/87	2	California (Pa.)	Aliquippa, Pa.	D7b-'11
99	Casey, Jurrell	DT	6-1	300	12/5/89	2	Southern California	Long Beach, Calif.	D3-'11
89	Cook, Jared	TE	6-5	248	4/7/87	4	South Carolina	Suwanee, Ga.	D3a-'09
75	Dawson, Keyunta	DE	6-3	265	9/13/85	5	Texas Tech	Shreveport, La.	FA-'12
53	Diles, Zac	LB	6-2	245	6/11/85	6	Kansas State	Abilene, Texas	FA-'12
79	Egboh, Pannel	DE	6-6	287	3/23/86	1	Stanford	Mesquite, Texas	FA-'10
33	Griffin, Michael	S	6-0	203	1/4/85	6	Texas	Austin, Texas	D1-'07
23	Harper, Jamie	RB	5-11	233	9/11/89	2	Clemson	Jacksonville, Fla.	D4b-'11
62	Harris, DaJohn	DT	6-3	306	1/24/89	R	Southern California	Inglewood, Calif.	FA-'12
64	Harris, Leroy	G/C	6-3	303	6/6/84	6	N.C. State	Raleigh, N.C.	D4a-'07
8	Hasselbeck, Matt	QB	6-4	225	9/25/75	14	Boston College	Norfolk, Mass.	UFA (SEA)-'11
87	Hawkins, Lavelle	WR	5-11	194	7/12/86	5	California	Stockton, Calif.	D4b-'08
73	Hutchinson, Steve	G	6-5	313	11/1/77	12	Michigan	Fort Lauderdale, Fla.	FA-'12
28	Johnson, Chris	RB	5-11	191	9/23/85	5	East Carolina	Orlando, Fla.	D1-'08
45	Johnson, Quinn	FB	6-1	263	9/30/86	4	Louisiana State	New Orleans, La.	T (GB)-'11
32	Johnson, Robert	S	6-2	206	2/13/87	2	Utah	Los Angeles, Calif.	D5-'10
6	Kern, Brett	P	6-2	217	2/17/86	5	Toledo	Grand Island, N.Y.	W (DEN)-'09
97	Klug, Karl	DL	6-3	275	3/31/88	2	Iowa	Caledonia, Minn.	D5-'11
70	Kropog, Troy	T/G	6-6	308	7/31/86	3	Tulane	Metairie, La.	D4b-'09
10	Locker, Jake	QB	6-3	234	6/15/88	2	Washington	Ferndale, Wash.	D1-'11
94	Marks, Sen'Derrick	DT	6-2	294	2/23/87	4	Auburn	Mobile, Ala.	D2-'09
67	Martin, Mike	DT	6-1	306	9/1/90	R	Michigan	Detroit, Mich.	D3-'12
60	Matthews, Kevin	C	6-3	302	2/4/87	2	Texas A&M	Houston, Texas	FA-'10
52	McCarthy, Colin	LB	6-1	238	5/30/88	2	Miami (Fla.)	Tampa, Fla.	D4a-'11
30	McCorty, Jason	CB	6-0	188	8/13/87	4	Rutgers	Montvale, N.J.	D6a-'09
91	Morgan, Derrick	DE	6-3	278	1/6/89	3	Georgia Tech	Coatesville, Pa.	D1-'10
29	Mouton, Ryan	CB	5-9	184	9/23/86	4	Hawaii	Houston, Texas	D3b-'09
66	Otto, Mike	T	6-5	310	7/24/83	5	Purdue	Kokomo, Ind.	D7-'07
39	Reynaud, Darius	RB	5-9	201	12/29/84	4	West Virginia	Luling, La.	FA-'12
21	Ringer, Javon	RB	5-9	213	2/2/87	4	Michigan State	Dayton, Ohio	D5-'09
71	Roos, Michael	T	6-7	320	10/5/82	8	Eastern Washington	Vancouver, Wash.	D2-'05
24	Sensabaugh, Coty	CB	5-11	189	11/15/88	R	Clemson	Kingsport, Tenn.	D4-'12
59	Shaw, Tim	LB	6-1	236	3/27/84	5	Penn State	Livonia, Mich.	W (CHI)-'10
11	Smith, Rusty	QB	6-5	226	1/28/87	3	Florida Atlantic	Jacksonville, Fla.	D6a-'10
90	Solomon, Scott	DE	6-3	262	11/5/88	R	Rice	San Antonio, Texas	D7-'12
88	Stevens, Craig	TE	6-3	268	9/1/84	5	California	San Pedro, Calif.	D3-'08
76	Stewart, David	T	6-7	315	8/28/82	8	Mississippi State	Moulton, Ala.	D4b-'05
68	Stingily, Byron	T	6-5	313	9/9/88	2	Louisville	Country Club Hills, Ill.	D6-'11
84	Thompson, Taylor	TE	6-6	268	10/19/89	R	Southern Methodist	Prosper, Texas	D5-'12
61	Velasco, Fernando	C/G	6-4	312	2/22/85	3	Georgia	Wrens, Ga.	FA-'08
20	Verner, Alterraun	CB	5-10	187	12/13/88	3	UCLA	Carson, Calif.	D4-'10
85	Washington, Nate	WR	6-1	177	8/28/83	8	Tiffin	Toledo, Ohio	UFA (PIT)-'09
17	Williams, Damian	WR	6-1	199	5/26/88	3	Southern California	Springdale, Ark.	D3a-'10
95	Wimbley, Kamerion	DE	6-4	255	10/13/83	7	Florida State	Wichita, Kansas	FA-'12
92	Witherspoon, Will	LB	6-1	240	8/19/80	11	Georgia	Panama City, Fla.	FA-'10
13	Wright, Kendall	WR	5-10	196	11/12/89	R	Baylor	Pittsburg, Texas	D1-'12
PRACTICE SQUAD:									
46	Barden, Brandon	TE	6-4	251	3/15/89	R	Vanderbilt	Lincolnton, Ga.	FA-'12
69	Clayton, Zach	DT	6-2	299	1/1/88	2	Auburn	Opelika, Ala.	D7a-'11
42	Mooney, Collin	FB	5-10	247	4/3/86	R	Army	Katy, Texas	FA-'12
14	Preston, Michael	WR	6-5	206	6/1/89	1	Heidelberg	Euclid, Ohio	FA-'11
25	Wilson, Tracy	S	6-2	203	2/27/89	1	Northern Illinois	Harvey, Illinois	FA-'12
RESERVE/SUSPENDED:									
18	Britt, Kenny	WR	6-3	215	9/19/88	4	Rutgers	Bayonne, N.J.	D1-'09
RESERVE/PUP:									
31	Martin, Markelle	S	6-0	207	6/20/90	R	Oklahoma State	Wichita Falls, Texas	D6-'12
RESERVE/INJURED:									
54	Amano, Eugene	G/C	6-3	300	3/1/82	9	SE Missouri State	San Diego, Calif.	D7-'04
98	Ball, Dave	DE	6-5	255	1/4/81	8	UCLA	Dixon, Calif.	FA-'08
78	Douzable, Leger	DE	6-4	284	5/31/86	4	Central Florida	Tampa, Fla.	FA-'12
77	Durand, Ryan	G	6-5	301	11/17/85	2	Syracuse	Walpole, N.H.	D7a-'09
36	Evans, Darren	RB	6-0	232	11/9/88	1	Virginia Tech	Indianapolis, Ind.	FA-'12
50	Malast, Kevin	LB	6-2	235	6/6/86	1	Rutgers	Manchester, N.J.	FA-'11
83	Mariani, Marc	WR	6-1	190	5/2/87	3	Montana	Havre, Mont.	D7a-'10
51	McRath, Gerald	LB	6-3	228	6/16/86	4	Southern Mississippi	Powder Springs, Ga.	D4a-'09
46	Watkins, Alex	LB	6-2	237	9/17/89	R	Alabama	Brownsville, Tenn.	FA-'12
22	Wheatley, Terrence	CB	5-9	185	5/5/85	3	Colorado	Walnut Creek, Calif.	FA-'11

Active Roster Count: 53

As of Sept. 2, 2012

HEAD COACH: MIKE MUNCHAK

ASSISTANT COACHES: JERRY GRAY (defensive coordinator), CHRIS PALMER (offensive coordinator), STEVE WATTERSON (asst. head coach/strength and conditioning), STEVE BROWN (asst. secondary), FRANK BUSH (linebackers), JONATHAN GANNON (defensive asst./quality control), NATE KACZOR (asst. offensive line), DOWELL LOGGAINS (quarterbacks), ALAN LOWRY (special teams), BRUCE MATTHEWS (offensive line), BRETT MAXIE (secondary), KEITH MILLARD (defensive asst./pass rush specialist), CHET PARLAVECCHIO (special teams asst.), DAVE RAGONE (wide receivers), TRACY ROCKER (defensive line), JIM SKIPPER (running backs), ARTHUR SMITH (offensive asst./quality control), JOHN ZERNHELT (tight ends)

PRONUNCIATION GUIDE:

Al AFALAVA ah-fah-LAH-vuh
 Jordan BABINEAUX BAB-in-oh
 Rob BIRONAS bur-OWN-us
 KEYUNTA Dawson KEY-an-tay

PANNEL EGBOH Puh-nell Egg-bow
 DAJOHN Harris DAY-john
 Karl KLUG KLOOG
 Darius REYNAUD RAY-naud

Byron STINGILY STING-lee
 ALTERRAUN Verner AL-ter-on
 KAMERION Wimbley Cameron

TENNESSEE TITANS NUMERICAL ROSTER

NO.	NAME	POS.	HT.	WT.	AGE	EXP.	COLLEGE	HOMETOWN	ACQUIRED
2	Rob Bironas	K	6-0	210	34	8	Ga. Southern/Auburn	Louisville, Ky.	FA-'05
6	Brett Kern	P	6-2	217	26	5	Toledo	Grand Island, N.Y.	W (DEN)-'09
8	Matt Hasselbeck	QB	6-4	225	36	14	Boston College	Norfolk, Mass.	UFA (SEA)-'11
10	Jake Locker	QB	6-3	234	24	2	Washington	Ferndale, Wash.	D1-'11
11	Rusty Smith	QB	6-5	226	25	3	Florida Atlantic	Jacksonville, Fla.	D6a-'10
13	Kendall Wright	WR	5-10	196	22	R	Baylor	Pittsburg, Texas	D1-'12
17	Damian Williams	WR	6-1	199	24	3	Southern California	Springdale, Ark.	D3a-'10
20	Alterraun Verner	CB	5-10	187	23	3	UCLA	Carson, Calif.	D4-'10
21	Javon Ringer	RB	5-9	213	25	4	Michigan State	Dayton, Ohio	D5-'09
23	Jamie Harper	RB	5-11	233	22	2	Clemson	Jacksonville, Fla.	D4b-'11
24	Coty Sensabaugh	CB	5-11	189	23	R	Clemson	Kingsport, Tenn.	D4-'12
26	Jordan Babineaux	S	6-0	210	30	9	Southern Arkansas	Port Arthur, Texas	UFA (SEA)-'11
28	Chris Johnson	RB	5-11	191	26	5	East Carolina	Orlando, Fla.	D1-'08
29	Ryan Mouton	CB	5-9	184	25	4	Hawaii	Houston, Texas	D3b-'09
30	Jason McCourty	CB	6-0	188	25	4	Rutgers	Montvale, N.J.	D6a-'09
32	Robert Johnson	S	6-2	206	25	2	Utah	Los Angeles, Calif.	D5-'10
33	Michael Griffin	S	6-0	203	27	6	Texas	Austin, Texas	D1-'07
37	Tommie Campbell	DB	6-3	205	24	2	California (Pa.)	Aliquippa, Pa.	D7b-'11
38	Al Afalava	S	5-11	212	25	3	Oregon State	Laie, Hawaii	FA-'12
39	Darius Reynaud	RB	5-9	201	27	4	West Virginia	Luling, La.	FA-'12
45	Quinn Johnson	FB	6-1	263	25	4	Louisiana State	New Orleans, La.	T (GB)-'11
48	Beau Brinkley	LS/TE	6-4	237	22	R	Missouri	Kearney, Mo.	FA-'12
52	Colin McCarthy	LB	6-1	238	24	2	Miami (Fla.)	Tampa, Fla.	D4a-'11
53	Zac Diles	LB	6-2	245	27	6	Kansas State	Abilene, Texas	FA-'12
55	Zach Brown	LB	6-1	242	22	R	North Carolina	Estill, S.C.	D2-'12
56	Akeem Ayers	LB	6-3	254	23	2	UCLA	Los Angeles, Calif.	D2-'11
57	Patrick Bailey	LB	6-4	235	26	5	Duke	Elmendorf, Texas	W (PIT)-'10
59	Tim Shaw	LB	6-1	236	28	5	Penn State	Livonia, Mich.	W (CHI)-'10
60	Kevin Matthews	C	6-3	302	25	2	Texas A&M	Houston, Texas	FA-'10
61	Fernando Velasco	C/G	6-4	312	27	3	Georgia	Wrens, Ga.	FA-'08
62	DaJohn Harris	DT	6-3	306	23	R	Southern California	Inglewood, Calif.	FA-'12
64	Leroy Harris	G/C	6-3	303	28	6	N.C. State	Raleigh, N.C.	D4a-'07
66	Mike Otto	T	6-5	310	29	5	Purdue	Kokomo, Ind.	D7-'07
67	Mike Martin	DT	6-1	306	22	R	Michigan	Detroit, Mich.	D3-'12
68	Byron Stingily	T	6-5	313	23	2	Louisville	Country Club Hills, Ill.	D6-'11
70	Troy Kropog	T/G	6-6	308	26	3	Tulane	Metairie, La.	D4b-'09
71	Michael Roos	T	6-7	320	29	8	Eastern Washington	Vancouver, Wash.	D2-'05
73	Steve Hutchinson	G	6-5	313	34	12	Michigan	Fort Lauderdale, Fla.	FA-'12
75	Keyunta Dawson	DE	6-3	265	26	5	Texas Tech	Shreveport, La.	FA-'12
76	David Stewart	T	6-7	315	30	8	Mississippi State	Moulton, Ala.	D4b-'05
79	Pannel Egboh	DE	6-6	287	26	1	Stanford	Mesquite, Texas	FA-'10
84	Taylor Thompson	TE	6-6	268	22	R	Southern Methodist	Prosper, Texas	D5-'12
85	Nate Washington	WR	6-1	177	29	8	Tiffin	Toledo, Ohio	UFA (PIT)-'09
87	Lavelle Hawkins	WR	5-11	194	26	5	California	Stockton, Calif.	D4b-'08
88	Craig Stevens	TE	6-3	268	28	5	California	San Pedro, Calif.	D3-'08
89	Jared Cook	TE	6-5	248	25	4	South Carolina	Suwanee, Ga.	D3a-'09
90	Scott Solomon	DE	6-3	262	23	R	Rice	San Antonio, Texas	D7-'12
91	Derrick Morgan	DE	6-3	278	23	3	Georgia Tech	Coatesville, Pa.	D1-'10
92	Will Witherspoon	LB	6-1	240	32	11	Georgia	Panama City, Fla.	FA-'10
94	Sen'Derrick Marks	DT	6-2	294	25	4	Auburn	Mobile, Ala.	D2-'09
95	Kameron Wimbley	DE	6-4	255	28	7	Florida State	Wichita, Kansas	FA-'12
97	Karl Klug	DL	6-3	275	24	2	Iowa	Caledonia, Minn.	D5-'11
99	Jurrell Casey	DT	6-1	300	22	2	Southern California	Long Beach, Calif.	D3-'11
PRACTICE SQUAD:									
14	Michael Preston	WR	6-5	206	23	1	Heidelberg	Euclid, Ohio	FA-'11
25	Tracy Wilson	S	6-2	203	23	1	Northern Illinois	Harvey, Ill.	FA-'12
36	Darren Evans	RB	6-0	232	23	1	Virginia Tech	Indianapolis, Ind.	FA-'12
42	Collin Mooney	FB	5-10	247	26	R	Army	Katy, Texas	FA-'12
46	Brandon Barden	TE	6-4	251	23	R	Vanderbilt	Lincolnton, Ga.	FA-'12
69	Zach Clayton	DT	6-2	299	24	2	Auburn	Opelika, Ala.	D7a-'11
RESERVE/SUSPENDED:									
18	Kenny Britt	WR	6-3	215	23	4	Rutgers	Bayonne, N.J.	D1-'09
RESERVE/PUP:									
31	Markelle Martin	S	6-0	207	22	R	Oklahoma State	Wichita Falls, Texas	D6-'12
RESERVE/INJURED:									
22	Terrence Wheatley	CB	5-9	185	27	3	Colorado	Walnut Creek, Calif.	FA-'11
46	Alex Watkins	LB	6-2	237	22	R	Alabama	Brownsville, Tenn.	FA-'12
50	Kevin Malast	LB	6-2	235	26	1	Rutgers	Manchester, N.J.	FA-'11
51	Gerald McRath	LB	6-3	228	26	4	Southern Mississippi	Powder Springs, Ga.	D4a-'09
54	Eugene Amano	C/G	6-3	300	30	9	SE Missouri State	San Diego, Calif.	D7-'04
77	Ryan Durand	G	6-5	301	26	2	Syracuse	Walpole, N.H.	D7a-'09
78	Leger Douzable	DE	6-4	284	26	4	Central Florida	Tampa, Fla.	FA-'12
83	Marc Mariani	WR	6-1	190	25	3	Montana	Havre, Mont.	D7a-'10
98	Dave Ball	DE	6-5	255	31	8	UCLA	Dixon, Calif.	FA-'08

Active Roster Count: 53

As of Sept. 2, 2012

HEAD COACH: MIKE MUNCHAK

ASSISTANT COACHES: JERRY GRAY (defensive coordinator), CHRIS PALMER (offensive coordinator), STEVE WATTERSON (asst. head coach/strength and conditioning), STEVE BROWN (asst. secondary), FRANK BUSH (linebackers), JONATHAN GANNON (defensive asst./quality control), NATE KACZOR (asst. offensive line), DOWELL LOG-GAINS (quarterbacks), ALAN LOWRY (special teams), BRUCE MATTHEWS (offensive line), BRETT MAXIE (secondary), KEITH MILLARD (defensive asst./pass rush specialist), CHET PARLAVECCHIO (special teams asst.), DAVE RAGONE (wide receivers), TRACY ROCKER (defensive line), JIM SKIPPER (running backs), ARTHUR SMITH (offensive asst./quality control), JOHN ZERNHELT (tight ends)

HOW ACQUIRED KEY: FA (free agent), UFA (unrestricted free agent), RFA (restricted free agent), D (draft pick), W (waivers), T (trade)