

HOUSTON TEXANS WEEKLY RELEASE

GAME 13

Houston Texans (11-1) at New England Patriots (9-3)
Monday, Dec. 10, 2012 • 7:30 p.m. CST • Gillette Stadium (68,756) • Foxborough, Mass.

TEXANS AND PATRIOTS BATTLE FOR PLAYOFF POSITION ON MNF



The Houston Texans (11-1) close out a three-game road trip against the New England Patriots (9-3) on ESPN Monday Night Football. Kickoff is at 7:30 p.m. CST.

Houston is the only team in the NFL that hasn't lost on the road this season, touting a 6-0 record away from Reliant Stadium. That mark will be put to the test in a place where no visitor has won in the month of December in nearly 10 years. The Patriots have won 19 consecutive games at Gillette Stadium in December since a 30-17 loss to the New York Jets on Dec. 22, 2002. The Texans lost 40-7 in their only other visit to Foxborough, on Dec. 17, 2006.

While both teams have already earned postseason berths, playoff position is still at stake. Though Houston has the best record in the AFC, it has not clinched a second consecutive AFC South title. The Texans have a three-game lead in the AFC South standings ahead of Indianapolis (8-4) with four games left on the schedule, including two against the Colts. Houston's two-game lead on the rest of the AFC's division leaders isn't enough to lock up home-field advantage, either.

The Texans clinched their second consecutive playoff berth with a 24-10 win at Tennessee last week. Houston's defense overcame the absence of several starters who were kept out of the lineup due to injury to force a franchise-record six turnovers against the Titans. DE J.J. Watt had one sack to run his AFC-best season total to 15.5, forced one fumble and had two passes defended. QB Matt Schaub helped direct Houston to its 15th win in his last 16 starts under center and RB Arian Foster scored his league-leading 15th touchdown of the season.

Also vying for the top spot in the AFC are the Patriots, who clinched the AFC East division title with a 23-16 win at Miami last Sunday. QB Tom Brady leads the NFL's top-ranked offense, which is averaging 426.3 yards per game and an NFL-best 29.3 points per game. New England's defense is giving up 380.8 yards per game but has forced a league-high 25 fumbles and has 33 total takeaways.

TEXANS-PATRIOTS BRIEFLY

- The Texans trail 2-1 in the series and are 0-1 all-time at Gillette Stadium.
- **Last Regular Season Meeting:** Houston 34, New England 27 at Reliant Stadium on Jan. 3, 2010.

A WIN AGAINST NEW ENGLAND WOULD...

- Give Houston a franchise-record 12 regular season wins.
- Extend Houston's franchise-record road winning streak to seven.
- Extend Houston's winning streak to seven, tying it for the longest in franchise history (seven, 2011).
- Improve Head Coach Gary Kubiak's career record to 59-50.

Texans Media Site: <http://media.houstontexans.com>

TEXANS-PATRIOTS BROADCAST INFORMATION

Television: ESPN (Locally on KHOU, Ch. 11)
Mike Tirico Play-By-Play
Jon Gruden Color Analyst
Lisa Salters Sideline



National Radio: Dial Global
Kevin Harlan Play-By-Play
Boomer Esiason Color Analyst
Mark Malone Sideline



English Radio: KILT 610-AM and 100.3 FM
Marc Vandermeer Play-By-Play
Andre Ware Color Analyst
Rich Lord Sideline



Spanish Radio: KLAT 1010 AM
Enrique Vasquez Play-By-Play
Jose "JoJo" Padron Color Analyst
Fernando Hernandez Sideline



2012 HOUSTON TEXANS SCHEDULE

REGULAR SEASON

Day	Date	Opponent	TV	Time (CT)
Sunday	Sept. 9	MIAMI DOLPHINS	CBS	W, 30-10
Sunday	Sept. 16	at Jacksonville Jaguars	CBS	W, 27-7
Sunday	Sept. 23	at Denver Broncos	CBS	W, 31-25
Sunday	Sept. 30	TENNESSEE TITANS	CBS	W, 38-14
Monday	Oct. 8	at New York Jets #	ESPN	W, 23-17
Sunday	Oct. 14	GREEN BAY PACKERS #	NBC	L, 42-24
Sunday	Oct. 21	BALTIMORE RAVENS	CBS	W, 43-13
Sunday	Oct. 28	BYE WEEK		
Sunday	Nov. 4	BUFFALO BILLS	CBS	W, 21-9
Sunday	Nov. 11	at Chicago Bears #	NBC	W, 13-6
Sunday	Nov. 18	JACKSONVILLE JAGUARS	CBSW, 43-37 (OT)	
Thursday	Nov. 22	at Detroit Lions #	CBSW, 34-31 (OT)	
Sunday	Dec. 2	at Tennessee Titans	CBS	W, 24-10
Monday	Dec. 10	at New England Patriots #	ESPN	7:30 pm
Sunday	Dec. 16	INDIANAPOLIS COLTS	CBS	Noon
Sunday	Dec. 23	MINNESOTA VIKINGS	FOX	Noon
Sunday	Dec. 30	at Indianapolis Colts	CBS	Noon

* Italicized games Weeks 16-17, game time subject to change due to flexible scheduling; # - Nationally televised game.

All games are broadcasted live on 100.3 KILT FM and SportsRadio 610 AM. Spanish broadcasts on KLAT 1010 AM.

TABLE OF CONTENTS/SCHEDULE

Game 13 • Houston Texans at New England Patriots • Monday, Dec. 10, 2012

TABLE OF CONTENTS

Media Schedule.....	2
Texans At A Glance.....	3
What To Look For.....	4
The Texans Wire.....	5
Player Quick Notes.....	6-7
Texans-Patriots Matchup	
Head Coach Comparison.....	8
Statistical Comparison.....	9
Connections.....	9-10
Series Information/Career Statistics vs. Patriots.....	10
The Last Time They Met.....	11
Last Week at Tennessee.....	12-14
Gary Kubiak Transcript.....	15-16
Texans Notes	
Executive VP and General Manager Rick Smith/Assistant Coaches ..	17
Texans Notes.....	18-39
Texans Community Scoreboard.....	40
Transactions.....	41
PR Contacts/Media Guidelines.....	42-43
2012 Texans Schedule Notes.....	44
Rosters and Statistics	
Participation.....	45
Starters.....	46
Rosters.....	47-49
How They Were Built.....	50
Unofficial Depth Chart.....	51
2012 Statistics.....	52-53
2012 Miscellaneous Statistics.....	54-68
Game Recaps.....	69-97
Gamebook and Flip Card at Tennessee	
Player Bios	
Texans Records	

TEXANS RADIO NETWORK AFFILIATES

City	Frequency	Call Letters
Houston	610 AM/100.3 FM	KILT
Alpine	1240 AM	KVLF
Athens	1410 AM	KLVO
Austin	1300 AM	KVET
Beaumont/Orange	1600 AM	KOGT
Big Spring	1400 AM	KBYG
Brenham	1280 AM/106.1 FM	KWHI / KTEX
Bryan/College Station	1150 AM	KZNE
Carthage	1590 AM/104.3 FM	KGAS
Corpus Christi	1230 AM	KSIX
Henderson	1470 AM	KWRD
Kerrville	99.9 FM	KHLB
Liberty	99.9 FM	KSHN
Livingston	92.3 FM	KETX
Longview	1430 AM	KEES
Lubbock	105.3 FM	KJDL
Lufkin	1260 AM	KSML
Marshal	1450 AM/103.9 FM	KMHT
Midland/Odessa	550 AM	KCRS
Nacogdoches	1260 AM	KSML
Navasota	1550 AM	KWBC
San Angelo	1260 AM	KKSA
San Antonio	1250 AM	KZDC
San Marcos	1420 AM	KGNB
Tyler	1410 AM	KLVO
Waco/Temple/Killeen	1400 AM	KTEM

TEXANS MEDIA AVAILABILITY DEC. 6-10

Thursday, Dec. 6

11:50 a.m. – 1:15 p.m. Practice
 11:50 a.m. Shooting portion of practice begins
 12-12:30 p.m. Lunch served to media in Texans Cafeteria
 1:15 p.m. **Gary Kubiak** available in Texans Media Workroom
 Offensive Coordinator **Rick Dennison** available in Texans Media Workroom
 2:15 p.m. (approx.) Open locker room

Friday, Dec. 7

11:20 a.m. – 1:15 p.m. Practice
 11:20 a.m. Shooting portion of practice begins
 12-12:30 p.m. Lunch served to media in Texans Cafeteria
 1 p.m. **Gary Kubiak** available in Texans Media Workroom
 Defensive Coordinator **Wade Phillips** available in Texans Media Workroom
 2:30 (approx.) Open locker room

Saturday, Dec. 8

11:10 a.m. – 12:30 p.m. Practice
 11:10 a.m. Shooting portion of practice begins
Gary Kubiak available in Texans Media Workroom
 Open locker room immediately following practice
 12:15-12:45 p.m. Lunch served to media in Texans Cafeteria

Sunday, Dec. 9

No availability

Monday, Dec. 10

7:30 p.m. Kickoff at New England

TEXANS 10th ANNIVERSARY LOGO



The Houston Texans are wearing a patch adorned with the above logo this season to commemorate 10 years as an NFL franchise. Texans founder, chairman and chief executive officer **Bob McNair** spearheaded the effort to bring professional football back to Houston.

The hard work paid off when the NFL awarded Houston its franchise on Oct. 6, 1999, and the Texans were born. Regular season play began with a 19-10 win against the Dallas Cowboys on Sept. 8, 2002, at Reliant Stadium.

THE TEXANS AT A GLANCE

Game 13 • Houston Texans at New England Patriots • Monday, Dec. 10, 2012

2012 TEXANS TEAM RANKINGS

	OFFENSE			DEFENSE			SPECIAL TEAMS			
	Mark	AFC	NFL	Mark	AFC	NFL		Mark	AFC	NFL
Total	389.6	3	4	322.6	3	6	PR Avg	11.7	6	7
Rushing	142.5	3	6	87.6	1	2	Punt Cov.	9.9	8	18
Passing	247.1	5	10	235.0	7	19	KR Avg.	21.2	14	25
							KR Cov.	24.6	9	19

2012 TEXANS LEADERS

Category	Player	Total	AFC Rank	NFL Rank
Pass Attempts	M. Schaub	413	8t	14t
Pass Completions	M. Schaub	266	6	11
Completion Percentage	M. Schaub	64.4	5	10
Yards Passing	M. Schaub	3,062	5	11
Average Gain	M. Schaub	7.41	3	12
Touchdown Passes	M. Schaub	21	4	8
Touchdown Percentage	M. Schaub	5.1	6	12
Interception Percentage	M. Schaub	2.2	6	11
Rating	M. Schaub	94.5	4	9
3rd-Down Rating	M. Schaub	85.3	7	14
Rushing Yards	A. Foster	1,102	1	5
Receptions	A. Johnson	74	4	7
Receiving Yards	A. Johnson	1,114	2t	4t
Third-Down Receptions	A. Johnson	16	11t	22t
Scoring, non-kickers	A. Foster	90	1	1
Scoring, Kickers	S. Graham	103	2t	5t
Touchbacks	S. Graham	20	10	23
Yards from Scrimmage	A. Foster	1,239	4	8
First Downs	A. Foster	64	2	2
Gross Punting Average	D. Jones	46.7	9	16
Net Punting Average	D. Jones	40.2	9	15
Punt Return Average	K. Martin	14.3	4	4
Kickoff Return Average	K. Martin	24.1	13	21
Interceptions	K. Jackson	4	2t	7t
Sacks	J. Watt	15.5	1	2
Def. Fumble Recoveries	T. Dobbins	3	3t	4t

2012 AFC SOUTH STANDINGS

	W	L	T	Pct.	PF	PA	Home	Away	Conf.	Div.	Streak
x-Houston Texans	11	1	0	.917	351	221	5-1-0	6-0-0	9-0-0	4-0-0	Won 6
Indianapolis Colts	8	4	0	.667	265	306	5-1-0	3-3-0	5-3-0	2-1-0	Won 2
Tennessee Titans	4	8	0	.333	248	359	2-4-0	2-4-0	3-6-0	0-4-0	Lost 2
Jacksonville Jaguars	2	10	0	.167	206	342	1-5-0	1-5-0	2-6-0	2-3-0	Lost 1

x- Clinched playoff spot

2012 TEXANS REGULAR SEASON STATISTICS

	Houston	Opponents
Total First Downs	269	205
Rushing	95	58
Passing	160	128
Penalty	14	19
3rd Down: Made/Att	68/172	46/162
3rd Down Pct.	39.5%	28.4%
4th Down: Made/Att	4/5	5/15
4th Down Pct.	80.0%	33.3%
Possession Avg.	34:07	25:53
Total Net Yards	4,675	3,871
Avg. Per Game	389.6	322.6
Total Plays	846	753
Avg. Per Play	5.5	5.1
Net Yards Rushing	1,710	1051
Avg. Per Game	142.5	87.6
Total Rushes	413	257
Net Yards Passing	2,965	2,820
Avg. Per Game	247.1	235.0
Sacked/Yards Lost	15/120	36/214
Gross Yards	3,085	3,034
Attempts/Completions	418/268	460/244
Completion Pct.	64.1%	53.0%
Had Intercepted	10	14
Punts/Average	69/46.7	72/45.6
Net Punting Avg.	40.2	39.5
Penalties/Yards	74/610	68/652
Fumbles/Ball Lost	8/2	19/12
Touchdowns	41	24
Rushing	16	2
Passing	21	20
Returns	4	2

2012 HONORS

OFFENSIVE LINE

- Madden Most Valuable Protectors Award - Week 4

ARIAN FOSTER

- FedEx Ground Player of the Week - Week 12

ANDRE JOHNSON

- AFC Offensive Player of the Month - November

MATT SCHAUB

- AFC Offensive Player of the Week - Week 11
- FedEx Air Player of the Week - Week 11

J.J. WATT

- AFC Defensive Player of the Month - September
- AFC Defensive Player of the Week - Week 2

WHAT TO LOOK FOR AGAINST THE PATRIOTS

Game 13 • Houston Texans at New England Patriots • Monday, Dec. 10, 2012

THE TEXANS

- Can extend their franchise single-season record with their 12th win of the season.
- Can extend their current winning streak to seven games, which would match the longest such streak in team history. Houston also won seven consecutive games in 2011.
- Can extend their team-record road winning streak to seven games.
- Can record their first win at Gillette Stadium in team history.
- Can have more than 30:00 time of possession for the 14th consecutive regular-season game.
- Can hold their opponent to fewer than 20 points for the ninth time this season.
- Can score 30 or more points for the seventh time this season.
- Can outrush their opponents for the 11th time this season.
- Need 4 takeaways to tie the franchise single-season record of 30, set in 2004.
- Need 2 fumble recoveries to tie the franchise single-season record of 14 set in 2007.

OLB CONNOR BARWIN

- Needs 2.0 sacks to reach 20.0 for his career. He would become the fourth Texan with 20 or more career sacks, joining DE/OLB Mario Williams (53.0, 2006-11), DE J.J. Watt (21.0, 2011-12) and DE Antonio Smith (20.0, 2009-12).

TE OWEN DANIELS

- Can extend his streak of consecutive games played with a reception to 80.
- Needs 1 reception to reach 350 for his career.
- Can catch his seventh touchdown pass of the season, which would be the most by a tight end in team history.

RB JUSTIN FORSETT

- Needs 1 reception to reach 100 for his career.

RB ARIAN FOSTER

- Needs 1 rushing touchdown to pass Domanick Williams (13, 2004) for the second-most in a season in team history.
- Needs 3 rushing touchdowns to tie his own team record of 16, set in 2010.
- Needs 1 receiving touchdown to set a career single-season high with three.
- Needs 2 total touchdowns to reach 50 for his career.
- Needs to score 10 or more points to surpass 100 points in a season for the second time in his career.
- Can record his 23rd career 100-yard game and his seventh this season, which would tie his total from 2011. He had eight 100-yard games in 2010.
- Can rush for 100 or more yards for the seventh time in his last eight road games.
- Can rush for 100 or more yards for the ninth time in 10 career nationally-televised games, including the 2011 playoffs.
- Needs 98 rushing yards to reach 1,200 for the third consecutive season.

CB KAREEM JACKSON

- Needs 1 interception to move past CB Jason Allen into fourth on the franchise's all-time interceptions list with eight and to tie CB Aaron Glenn (2002, 2004) for the third-most in a season with five.

WR ANDRE JOHNSON

- Can extend his franchise-record streak of consecutive games played with a reception to 95.
- Can record his 43rd career 100-yard receiving game and fifth this season.
- Needs 86 receiving yards to reach 1,200 for the fourth time in his career.
- Needs 87 receiving yards to pass Gary Clark (10,856) for 29th on the NFL's all-time receiving yardage list.

P DONNIE JONES

- Can have at least one punt of 55 yards or longer for the 11th time this season.
- Can have 2 or more punts downed inside the opponent's 20-yard line for the fourth consecutive game.

CB JOHNATHAN JOSEPH

- Needs 1 pass defensed to reach 100 for his career.

SS DANIEAL MANNING

- Needs 1 forced fumble tie the franchise single-season record of four.
- Needs 1 interception to set a career single-season high of three.

WR KESHAWN MARTIN

- Needs 72 punt return yards to break the franchise rookie record of 286, set by Jacoby Jones in 2007.

OLB WHITNEY MERCILUS

- Needs 1.0 sack to tie the franchise rookie record of 6.0 set by OLB Brooks Reed in 2011.

QB MATT SCHAUB

- Can improve his record as the Texans' starting quarterback to 44-33 overall and 19-21 on the road with a victory.
- Can win his ninth consecutive start on the road.
- Needs 35 passing yards to reach 20,000 with the Texans.

DE ANTONIO SMITH

- Needs 1.5 sacks to match his career high of 6.5 set in 2011.

WR KEVIN WALTER

- Needs 1 receiving touchdown to reach 25 with the Texans.

DE J.J. WATT

- Can record a sack in his fourth consecutive game, which would tie for the third-longest streak in team history.
- Can establish a career high with his third fumble recovery of the season, topping his 2011 total of two.
- Needs 1 pass defensed to reach 20 for his career.

McCain Headed to IR with Foot Injury



McCain

CB Brice McCain will be placed on the Injured Reserve/Designated for Return List, Head Coach Gary Kubiak announced on Monday. McCain fractured a bone in his foot in the Week 13 win at Tennessee.

"Late after the game it was discovered that Brice had a fracture in his foot," Kubiak said. "The decision was made on the way home to go ahead and fix that (Monday). We did it early this morning, had a screw inserted. We're going to put Brice on the injured reserve/designated to return, but obviously that's what, an eight-week period of time. It would be very, very late in the playoffs if Brice is able to make it back, but we'll do it, give him an opportunity and see what happens because if not, it ends up in our pocket."

McCain served primarily as Houston's nickel corner but slid into the starting spot opposite CB Kareem Jackson while CB Johnathan Joseph recovers from a hamstring injury. The 2009 sixth-round pick out of Utah has 22 tackles, one interception for 86 yards, seven passes defended and five tackles on special teams.

Kubiak also updated the media on several other players with injuries on Monday:

TE Garrett Graham: Graham suffered a concussion against Tennessee in Week 13 and has begun the concussion protocol necessary to return to practice. "Garrett has taken step one already today," Kubiak said. "He's doing much better. He was doing much better on the plane ride home."

LT Duane Brown: Missed three plays against Tennessee last week after taking a helmet to the knee. "Duane is fine. Duane just came out of the game with a bruised knee. He's feeling fine today. All tests came out okay so we're moving forward and very lucky with Duane."

OLB Brooks Reed: Reed suffered a groin injury against Detroit and is expected to miss several games.

Kubiak designated the rest of his injured players as day-to-day:

- **CB Alan Ball** - Was inactive against Tennessee with a foot injury.
- **G Antoine Caldwell** - Was inactive against Tennessee with a hamstring injury.
- **ILB Bradie James** - Left the Detroit game with a hamstring injury and was inactive against Tennessee.
- **CB Johnathan Joseph** - Inactive the last two weeks after suffering a hamstring injury against Jacksonville. Joseph worked out with trainers last week and ran on Monday.
- **RT Derek Newton** - Injured his patella tendon 11 plays into the Detroit game on Thanksgiving and did not return.

Quite a Pair

RB Arian Foster and WR Andre Johnson have formed the NFL's top rushing-receiving combo this season. Foster has rushed for 1,102 yards and Johnson has 1,114 yards receiving for a combined 2,216 yards from scrimmage. It's not the first time the duo has been atop the NFL. Foster (1,616 rushing) and Johnson (1,216 receiving) formed the NFL's most formidable rushing-receiving combo in 2010 with a combined 2,832 yards.

TOP RUSHING-RECEIVING DUOS, 2012

Team	Rusher	Yards	Receiver	Yards	Total
Hou	Arian Foster	1,102	Andre Johnson	1,114	2,216
Min	Adrian Peterson	1,446	Percy Harvin	677	2,123
TB	Doug Martin	1,106	Vincent Jackson	1,014	2,120
NE	Stevan Ridley	1,010	Wes Welker	1,064	2,074
Det	Mikel Leshoure	591	Calvin Johnson	1,428	2,019

Watt Stands Alone with 15 & 15 Mark



Watt

Since passes defended were officially tracked beginning in 1991, only 11 players have recorded 10 sacks and 10 passes defended in a single season. Texans DE J.J. Watt is the only player to record at least 15 sacks and 15 passes defended in the same season. Watt and Reggie White are the only defensive linemen to record at least 13 sacks and 13 passes defended in the same season since 1991.

Below is a look at the players who have had at least 10 sacks and 10 passes defended in a single season since 1991.

PLAYERS WITH 10 SACKS AND 10 PASSES DEFENSED IN A SEASON (since 1991)

Player, Pos.	Season, Tm	G	Sacks	PD
Tim Harris, LB	1992, SF	16	17.0	10
J.J. Watt, DE	2012, Hou	12	15.5	15
Jared Allen, DE	2007, KC	14	15.5	11
Simeon Rice, DE	2002, TB	16	15.5	11
Reggie White, DE	1991, Phi	16	15.0	13
Jason Taylor, DE	2006, Mia	16	13.5	11
Wayne Martin, DE	1995, NO	16	13.0	10
Jamir Miller, LB	2001, Cle	16	13.0	14
Alfred Williams, DE	1996, Den	16	13.0	11
Jason Taylor, DE	2005, Mia	16	12.0	10
Steve Foley, LB	2004, SD	16	10.0	12
Greg Lloyd, LB	1994, Pit	15	10.0	11

Mercilus on the Quarterback



Mercilus

Rookie OLB Whitney Mercilus maintained last week that he is ready to step into a starting role against Tennessee at weakside linebacker after starter Connor Barwin slid over to strongside linebacker following Brooks Reed's groin injury.

"Yeah, I'm ready for it," Mercilus said, "I've been coached up and all that. It's what I've been preparing for, what I've been training for. The time has come now for me to step up and show the coaches that I've taken all the coaching

and I'm ready to play."

He wasn't lying.

Mercilus recorded 2.0 sacks and a fumble recovery against the Titans in his first NFL start. Mercilus is now tied for second on the team with 5.0 sacks and has forced two fumbles. The 2011 FBS sack leader at Illinois and Ted Hendricks Award winner ranks third among all rookies in sacks.

Schaub Leading to Wins

Texans QB Matt Schaub has won 15 of his last 16 starts and has led the Texans to an 18-4 mark over the last two years. His winning percentage of .818 in that time is the best in the NFL among quarterbacks with at least 10 starts.

HIGHEST QB WINNING PERCENTAGE, 2011-12 (min. 10 starts)

Quarterback, Tm	GS	W	L	T	Pct.
Matt Schaub, Hou	22	18	4	0	.818
Aaron Rodgers, GB	27	22	5	0	.815
Tom Brady, NE	28	22	6	0	.786
Alex Smith, SF	25	19	5	1	.780
Joe Flacco, Bal	28	21	7	0	.750
Peyton Manning, Den	12	9	3	0	.750
Matt Ryan, Atl	28	21	7	0	.750

TEXANS PLAYER QUICK NOTES

Game 13 • Houston Texans at New England Patriots • Monday, Dec. 10, 2012

PROBABLE OFFENSIVE STARTERS

WR	80	ANDRE JOHNSON	6-3	230	10th season
Offensive captain for 6th straight season...NFL record 60-plus receptions in each of his first eight seasons...26th all-time in receptions (780) and 30th in receiving yards (10,770)...74 receptions for 1,114 yards and 3 TDs in 2012...NFL record 461 combined receiving yards in Weeks 11-12...42 career 100-yard games and 55 TDs...6th-fastest player to 10,000 yards receiving in NFL history...career-high 14 catches for 273 yards and the game-winning TD in OT vs. Jacksonville in Week 11...has played in a franchise-record 134 games.					
LT	76	DUANE BROWN	6-4	320	5th season
Signed a contract extension on Aug. 16...2011 AP All-Pro Second Team and PF/W/PFWAAI-AFC selection...has started all 72 regular season games he's appeared in at LT...has blocked for 4 1,000-yard rushers and 3 top-4 offenses...has not been penalized for holding since 2008...married MTV host and radio personality Devon Anjelica on July 14					
LG	74	WADE SMITH	6-4	307	10th season
Has started all 44 regular season games at LG since joining the Texans in 2010...has started at every line position except RT in his career...played TE his first 2 seasons of college at Memphis...established the Wade Smith Foundation in 2012 to provide community support for youth in the Dallas and Houston areas (www.wadesmithfoundation.org)					
C	55	CHRIS MYERS	6-4	290	8th season
First offensive lineman in franchise history to earn a trip to the Pro Bowl, with his first career selection in 2011...has started the last 76 regular season games at center for the Texans...92 straight starts at center, dating back to 2007 with Denver...grandfather, Tom Kelleher, was a longtime NFL referee					
RG/C	60	BEN JONES	6-3	303	Rookie
Began working in the rotation at RG in Week 2...made his first start at RG in Week 7 vs. Baltimore...drafted by the Texans in the 4th round out of Georgia...3rd in Georgia school history with 49 starts at C...2-time All-SEC selection...named to Georgia's Team of the Decade...4-time SEC Academic Honor Roll selection					
RT	75	DEREK NEWTON	6-6	318	2nd season
Houston's 7th-round draft pick (214th overall) in 2011...saw action in 14 games as a rookie...made first career start in Week 1 vs. Miami...missed Week 13 at Tennessee with a knee injury					
TE	81	OWEN DANIELS	6-3	249	7th season
2009 Pro Bowler...349 career receptions for 4,247 yards and 26 TDs...led the team with 54 receptions for 677 yards in 2011...leads team with 6 TD receptions and has 598 yards receiving on 50 catches in 2012...began his Wisconsin career as a QB...former atmospheric and oceanic sciences major with a working knowledge of meteorology...regular Skype guest of The Weather Channel					
WR	83	KEVIN WALTER	6-3	218	10th season
35 receptions for 444 yards and 2 TDs in 2012...game-winning 6-yard touchdown catch in the playoff-clinching win at Cincinnati in 2011...third all-time in Texans history with 320 receptions for 4,009 yards					
QB	8	MATT SCHAUB	6-5	239	9th season
Offensive captain for 5th straight season...2010 Pro Bowl starting QB and Pro Bowl MVP...one of 12 NFL QBs with back-to-back 4,000-yard seasons (2009-10)...signed a contract extension on Sept. 8...266-of-413 for 3,062 yards, 21 TDs, 9 INTs and a 94.5 passer rating in 2012...15-1 in his last 16 starts...43-for-55 for 527 yards (2nd-most yards ever) and 5 TDs in Week 11 vs. Jacksonville...active in the Houston community with his wife, Laurie, through his charity, GR8 Hope Foundation, which provides resources and support that promote lasting improvements and healing to children with medical needs					
FB	86	JAMES CASEY	6-3	240	4th season
Career-highs of 29 receptions for 274 yards and 3 TDs in 2012...18 receptions for 260 yards in 2011...Texans RB record with 126 receiving yards at New Orleans (Wk 3, 2011)...selected in the 7th round by the Chicago White Sox in the 2003 MLB Draft as a pitcher...interned for Houston Mayor Annise Parker in 2011					
RB	23	ARIAN FOSTER	6-1	229	4th season
Leads AFC and ranks 4th in NFL with 1,102 yards rushing...leads NFL with 15 total TDs in 2012...3-straight 1,000-yard rushing seasons (2010-12)...Texans all-time leading rusher...2010 NFL rushing champion, All-Pro and Pro Bowler...3rd-fastest player to 5,000 yards from scrimmage in NFL history...3 100-yard receiving and 22 100-yard rushing games in career...undrafted in 2009 out of Tennessee					

OFFENSIVE RESERVES

WR	18	LESTAR JEAN	6-3	212	2nd season
4 receptions for 120 yards and a TD in 2012...scored first career TD in Week 13 at Tennessee on a 54-yard catch...first career start in Week 11 vs. Jacksonville...spent 2011 on IR with a shoulder injury suffered on Aug. 30, 2011...undrafted in 2011 out of Florida Atlantic, where he originally walked on to the football team					
WR	82	KESHAWN MARTIN	5-11	190	Rookie
Drafted in the 4th round out of Michigan State...scored TDs 5 different ways in his collegiate career...9 receptions for 89 yards, 4 rushes for 53 yards, 14.3 PR average and a 24.1 KOR average...first career start and had an NFL season-high 238 combined kickoff and punt return yards in Week 11 vs. Jacksonville					
T	66	ANDREW GARDNER	6-6	309	3rd season
Joined Texans roster on Sept. 22, 2011...made his Texans debut in the second half of the 2011 season finale vs. Tennessee...high school and college teammate of Detroit Lions WR Calvin Johnson					
T	68	RYAN HARRIS	6-5	300	5th season
Signed with the Texans on Sept. 2, 2012...has played in every game this season, rotating in at RT...started at RT in Week 13 at Tennessee...started 34 of 46 games played for Denver from 2007-10...3rd-round pick of the Broncos in 2007...did not play in 2011					
RG	62	ANTOINE CALDWELL	6-3	315	4th season
Has played in 39 career games with 19 career starts (3 in 2009, 7 in 2010, 3 in 2011)...nickname is "Gump"...one of 8 players in University of Alabama history to serve as a team captain twice					
G	79	BRANDON BROOKS	6-5	340	Rookie
Drafted by the Texans in the 3rd round out of Miami (Ohio)...made his NFL debut in Week 12 at Detroit...started 41-of-45 games he played in college: 15 at LG, 14 at LT and 12 at RG...3-time All-MAC 2nd team selection					
G	67	CODY WHITE	6-3	301	Rookie
Undrafted free agent out of Illinois State who started his collegiate career as a tight end before converting into an all-conference tackle...can also play center...signed from the Texans' practice squad in Week 6					
TE	88	GARRETT GRAHAM	6-3	244	3rd season
25 receptions for 243 yards and 3 TDs in 2012...caught his first career TD in Week 9 vs. Buffalo...career-high 8 receptions for 82 yards and 2 TDs vs. Jacksonville in Week 11...college teammate of DE J.J. Watt					
WR	11	DeVIER POSEY	6-1	206	Rookie
Made NFL debut in Week 4 vs. Tennessee...recovered a blocked punt for his first career TD in Week 6 vs. Green Bay...drafted by the Texans in the 3rd round out of Ohio State...started 29-of-41 games...and was 7th in school history with 136 receptions and 18 TDs					
QB	13	T.J. YATES	6-4	219	2nd season
Has played in 2 games in 2012...2-of-5 for 23 yards and 1 INT vs. Green Bay in Week 6...82-of-134 passing for 949 yards and 3 TDs in 2011 after becoming starter, due to QB Matt Schaub's and QB Matt Leinart's injuries...led the Texans on 2 game-winning drives in the 4th quarter (vs. Atlanta and at Cincinnati)...only Texans rookie to throw for 300 yards in a game (at Cincinnati)...threw for 9,377 yards, 58 TDs and 46 INTs at North Carolina...set 37 Tar Heel records...led Texans to first playoff victory in franchise history					
FB	40	TYLER CLUTTS	6-2	260	2nd season
Acquired from Chicago via trade on Aug. 31, 2012...has played in the UFL, CFL and AFL...former college DE who had 23.5 career sacks at Fresno State...started 8 games for Chicago in 2011...filled in as a long snapper for the Bears for 1 game					
RB	44	BEN TATE	5-11	215	3rd season
11th player in NFL history with back-to-back 100-yard games to start his pro career...Texans' second-leading rusher in 2011 with 942 yards on 175 carries and had 4 100-yard games...spent 2010 season on IR with ankle injury...3rd on the Texans with 196 yards rushing on 46 carries and 2 TDs...missed Weeks 9-12 with a hamstring injury					
RB	28	JUSTIN FORSETT	5-8	194	5th season
UFA signee on June 4, 2012 (Seattle)...Texans record 81-yard TD run in Week 12 at Detroit...2nd on the team with 364 yards rushing on 59 carries...has played in 73 career games with 7 starts, rushing for 1,651 yards and 8 TDs...led Seattle in 2009 with a 5.4 yards/carry average and 4 rushing TDs while finishing 2nd with 619 yards...second among all NFL rookies with a 9.7-yard return average in 2008					

TEXANS PLAYER QUICK NOTES

Game 13 • Houston Texans at New England Patriots • Monday, Dec. 10, 2012

PROBABLE DEFENSIVE STARTERS

DE	99	J.J. WATT	6-5	295	2nd season
Second in the NFL with 15.5 sacks...only player in NFL history with 15 sacks and 15 passes defended in the same season...leads team with a career-high 83 tackles...team-bests of 28 TFLs, 32 QB hits, 15 passes defended and has 2 FR in 2012...21.0 career sacks...56 tackles, a blocked FG, 2 FR and 5.5 sacks in 2011...29-yards pick-six and a sack against Cincinnati in the 2011 AFC Wild Card round...served with WR Andre Johnson as Grand Marshal of the 2012 Houston Livestock Show and Rodeo Parade					
NT	95	SHAUN CODY	6-4	307	8th season
Set a career high with 38 tackles in 2010...has started 54 games since joining the Texans in 2009...23 tackles in 2012...missed Weeks 10-12 with an injury to his ribs...host of popular web show on HoustonTexans.com, "On The Nose"					
DE	94	ANTONIO SMITH	6-4	284	8th season
Named a defensive captain the last 3 seasons...5.0 sacks, FF, FR and 37 tackles in 2012...elected to his first Pro Bowl following the 2011 season...nicknamed the Ninja Assassin...20.0 sacks in 60 games as a Texan...career-high 6.5 sacks in 2011 to go along with 10 TFLs and 16 QB hits...started playing football in 9th grade					
SLB	98	CONNOR BARWIN	6-4	268	4th season
50 tackles, 2 sacks and 10 TFLs in 2012...had a sack-safety against Baltimore in Week 7...switched to OLB from DE in 2011...led team in 2011 with 27 QB hits and 11.5 sacks...franchise-record 4.0 sacks at Jacksonville (11/27/11)...former TE and basketball player at Cincinnati					
ILB	53	BRADIE JAMES	6-2	240	10th season
Second on team with 80 tackles...UFA signee on April 12, 2012...spent the first 9 seasons of his career with Dallas...from 2007-10, played for Texans DC Wade Phillips...career-high 8.0 sacks in 2008					
ILB	51	DARRYL SHARPTON	5-11	234	3rd season
Activated of PUP (quadricep) on Nov. 17...started in Week 12 at Detroit and had a career-high 13 tackles...27 tackles, 1 INT, 1 FR in three games in 2012...22 career games with 8 starts					
WLB	59	WHITNEY MERCILUS	6-4	257	Rookie
6 special teams tackles, 13 tackles, 5 sacks, 2 FF and 1 FR...made his first career start in Week 13 at Tennessee and recorded 2 sacks and a FR...26th overall pick out of Illinois...Ted Hendricks Award winner...led the NCAA with 16 sacks in 2011					
LCB	25	KAREEM JACKSON	5-10	192	3rd season
40 career starts...tied for 2nd in AFC with 4 INTs and has 45 tackles and 12 passes defended...scored first career TD on 63-yard INT return in Week 4 vs. Tennessee...career-high 9 tackles at Denver in Week 3...7 career INTs...71 tackles and 2 INTs as a rookie in 2010...1 FF, 1 INT and 40 tackles in 2011					
RCB	24	JOHNATHAN JOSEPH	5-11	189	7th season
51 tackles, 8 passes defended and 2 INTs in 2012...returned a pick 52 yards for a touchdown against Baltimore in Week 7...2011 UFA signee (Cincinnati)...20 career INTs...tied for the team lead in 2011 with 4 INTs and led team with 15 passes defended...AP All-Pro Second Team in 2011...2012 Pro Bowl selection					
SS	38	DANIEAL MANNING	5-11	210	7th season
72 tackles, 2 TFLs, 1 sack, 3 FF, FR and 2 INTs in 2012...2011 UFA signee (Chicago)...1st career INT return for a TD vs. Tennessee in Week 4 (55 yards)...59 tackles, 1 blocked kick and 2 INTs in 2011					
FS	29	GLOVER QUIN	6-0	207	4th season
79 tackles, 12 passes defended, 2 INTs, 1 sack, 2 TFLs and 2 FFs in 2012...moved to SS in 2011 after 28 starts at CB in first 2 seasons...set a Texans mark with 3 INTs against Tennessee in 2010...73 tackles, 9 passes defended and a FR in 2011					

DEFENSIVE RESERVES

NT	92	EARL MITCHELL	6-3	300	3rd season
Native Houstonian who has played in 42 career games...career-high 41 tackles and 2 passes defended in 2012...27 tackles with 1 sack, 1 QB hit and 1 pass defended in 2011...had a sack and pass defended in AFC Wild Card round against Cincinnati					
NT	907	TERRELL McCLAIN	6-2	300	2nd season
Signed as a FA on Oct. 29...3rd-round pick of Carolina in 2011...14 career games played with 1 sack...began the season with New England					
DE	93	JARED CRICK	6-4	287	Rookie
24 tackles in 2012...4th-round pick out of Nebraska...ranks 8th on Nebraska's all-time sack list...missed a majority of his senior season with a pectoral injury					
OLB	50	BRYAN BRAMAN	6-5	251	2nd season
Tied for the team lead with 12 special teams tackles in 2012...blocked a punt in Week 6 against Green Bay that was recovered for a TD, just the second in franchise history...missed first 2 games with a hamstring injury...played at West Texas A&M while Texans Asst. LB Coach Bobby King was on staff					
OLB	57	JESSE NADING	6-5	257	4th season
Career-high 10 special teams tackles...2 tackles on defense...8 special teams tackles and .5 sacks in 2011...all-state football, basketball and baseball player in high school in Colorado					
ILB	52	TIM DOBBINS	6-1	236	7th season
2012 special teams captain with 9 special teams tackles...36 tackles, 3 FRs, 1 INT and 1 pass defended...103 career games...led Texans in 2011 with 9 special teams tackles...played for Texans DC Wade Phillips his rookie season in San Diego					
ILB	54	BARRETT RUUD	6-2	241	8th season
Signed as a free agent on Oct. 10 after playing 3 games with New Orleans...started in Week 13 at Tennessee and recorded his first sack since 2010...452 tackles, 6 sacks and 7 INTs for his career...back-to-back 100-plus tackle seasons with Tampa Bay in 2008-09					
CB	22	ALAN BALL	6-2	191	6th season
Tied for the team lead with 12 special teams tackles...missed Week 13 at Tennessee with a foot injury...UFA signee on June 4 (Dallas)...played in 48 games with Dallas from 2009-11...started every game in 2010 under Texans DC Wade Phillips					
CB	26	BRANDON HARRIS	5-10	194	2nd season
Played in 7 games as a rookie (2011) with 1 solo tackle and 1 pass defended...career-high 7 tackles against Tennessee in Week 13...2 special teams tackles...Florida's Gatorade Player of the Year in high school					
CB	20	ROC CARMICHAEL	5-10	195	2nd season
Drafted by the Texans in the 4th round in 2011 out of Virginia Tech...made his NFL debut in Week 12 at Detroit...placed on IR for all of 2011 season (shoulder)					
SS	27	QUINTIN DEMPS	5-11	208	5th season
27 tackles in 2012...3 INTs in 42 career games, including 2 INTs last season...broke his left forearm in Week 4 vs. Tennessee...returned in Week 9 vs. Buffalo					
FS	31	SHILOH KEO	5-11	202	2nd season
Named a mid-season special teams captain prior to Week 10...career-high 9 special teams tackles in 2012					
SLB	58	BROOKS REED - INJURED	6-3	257	2nd season
38 tackles, 2.5 sacks and a FF in 2012...expected to miss time with a groin injury suffered at Detroit in Week 12...franchise rookie record in 2011 with 6.0 sacks and had a 5-game sack streak...44 tackles, 2 FR and 11 QB hits in 2011					

SPECIALISTS

K	17	SHAYNE GRAHAM	6-0	210	11th season
21-for-26 on FGs and 103 points...FA signed on May 7, 2012 (Baltimore)...selected to the 2005 Pro Bowl...fifth-most accurate kicker in NFL history (85.5%)...has made 98.6% of his PATs...owns Cincinnati Bengals' season records for points (131 in 2005) and FGs (31 in 2007), and FGs in a game (7 in 2007)...1,068 career points					
P	5	DONNIE JONES	6-2	221	9th season
46.7 gross average and 40.2 net punting average on 69 punts with 24 inside the 20 in 2012...UFA signee on March 30, 2012 (St. Louis)...career gross average of 45.5 yards ranks 4th in NFL history...AP Second-Team All-Pro in 2008 and 2009					

LS	46	JON WEEKS	5-10	248	3rd season
FA signee on April 28, 2010...has played in 44 career games...originally attended Baylor as an invited walk-on and earned a scholarship after his freshman season...was training to be an EMT when he was discovered at a workout					

HEAD COACH COMPARISON

Game 13 • Houston Texans at New England Patriots • Monday, Dec. 10, 2012

TEXANS HEAD COACH GARY KUBIAK



Gary Kubiak has constructed a talent-laden roster and installed an offensive system that has ranked among the NFL's best since taking the reins of the Houston Texans. Kubiak was named the AFC Coach of the Year by Kansas City-based NFL 101 after leading the Texans to a 10-6 regular season record and the franchise's first AFC South division crown, playoff berth and playoff win

in 2011. He has a franchise-record 59 wins (including the playoffs) and has led the Texans to the playoffs in 2011 and 2012 since being named the second head coach of the Houston Texans on Jan. 26, 2006.

The Houston native has led the Texans to the five best seasons in franchise history, going 8-8 in 2007 and 2008 before producing the first winning season in team history in 2009, narrowly missing the playoffs at 9-7. His tenure has been marked by offensive proficiency, producing the top five scoring, total offense and passing season marks in franchise history from 2007-11. The top two rushing seasons in franchise history have come on Kubiak's watch as well, including a franchise-record 153.0 yards per game in 2011, which ranked second in the NFL.

Four of the Texans' top five defensive seasons have come under Kubiak, including the third-largest defensive turnaround in NFL history from 2010 to 2011. The 2011 Texans gave up 285.7 yards per game to rank second in the League after giving up 376.9 yards per game and ranking 30th in 2010.

Strong team performances on offense and defense have been sparked by some outstanding individual efforts under Kubiak. Seventeen of the 21 Pro Bowl elections in team history have come during Kubiak's tenure, and the Texans are the only team in the NFL to produce a rushing, receiving and passing yardage champion since Kubiak became head coach.

One of Kubiak's primary goals upon arriving in Houston was to create a home field advantage at Reliant Stadium, and he has made significant strides in that direction. The Texans have posted a 34-20 (.630) home record since 2006 and have had at least a .500 record at home in each of Kubiak's seven seasons. The team was 10-22 (.315) at home prior to Kubiak's arrival.

Kubiak spent 20 of the previous 23 years in the Denver area, where he earned a reputation as a brilliant offensive strategist. He played in 119 games and tossed 14 touchdowns for the Broncos from 1983-91 as the backup for Hall of Fame quarterback John Elway. He was a part of three teams that reached the Super Bowl.

In his 11 years as offensive coordinator in Denver, Kubiak's Broncos amassed 66,501 total yards and 465 touchdowns, the most in the NFL in that span. He coached 14 different Broncos who made the Pro Bowl, and Denver's rushing attack totaled 25,022 yards, most in the NFL, during his tenure.

	GARY KUBIAK
2006-12	Head Coach
	Houston Texans
2003-05	Offensive Coordinator
	Denver Broncos
1995-02	Offensive Coordinator/QBs
	Denver Broncos
1994	Quarterbacks
	San Francisco 49ers
1992-93	Running Backs
	Texas A&M

PATRIOTS HEAD COACH BILL BELICHICK



Bill Belichick is in his 38th season as an NFL coach and is the only head coach in NFL history to win three Super Bowl championships in a four-year span. He is tied for seventh all-time with 201 total victories as a head coach. His winning percentage of .659 ranks third in NFL history among coaches with 150 or more wins.

Belichick was named head coach of the New England Patriots on Jan. 27, 2000, and is in his 13th season as the team's head coach. Through 12-plus seasons, Belichick has delivered three Super Bowl championships, five conference titles, 10 division crowns and 16 playoff victories, while posting an overall record of 164-62. Belichick directed the Patriots to victories in Super Bowls XXXVI (2001), XXXVIII (2003) and XXXIX (2004), and in 2007 he became the only NFL head coach to guide his team to a 16-0 regular season.

From 2001-12, the Patriots have won 76.1 percent of their regular-season games (143-45), recording the highest winning percentage of any major American professional sports team over that span. Over a 100-game stretch from 2003-08, Belichick directed the team to an 82-18 record – the best record in any 100-game span in NFL history. Belichick has led the Patriots to a winning record in each of the last 11 seasons.

In 2011, Belichick guided the Patriots to a 13-3 record, his fifth AFC Conference Championship and the team's ninth division title in 12 years. The 2011 AFC Championship was Bill Belichick's fifth conference championship as a head coach. Under Belichick's guidance, the Patriots finished with 6,848 total net yards, setting a new franchise record for most total net yards in a season. That total is fourth all-time in NFL history.

Patriots fans witnessed Belichick's impact on a team firsthand in 1996 when he joined the Patriots after five seasons as the head coach of the Cleveland Browns. That year, the Patriots claimed their first division title in 10 years with an 11-5 record and won their first two playoff games at Foxboro Stadium to advance to Super Bowl XXXI.

Belichick's recent accomplishments are the latest triumphs in an NFL coaching career that began in 1975 and during which he has helped produce five Super Bowl titles, seven conference championships and 16 division titles. Now in his 38th season in the NFL, he has more years of NFL experience than any of the other 31 head coaches. He won his first two Super Bowls as the defensive coordinator for the New York Giants in 1986 and again in 1990 before claiming three Super Bowl championships with the Patriots.

Belichick launched his coaching career in 1975 with the Baltimore Colts and continued as an assistant coach with Detroit (1976-77), Denver (1978) and the New York Giants (1979-1990).

He attended Phillips Academy in Andover, Mass., before enrolling at Wesleyan, where he earned his bachelor's degree in economics in 1975.

	BILL BELICHICK
2000-12	Head Coach
	New England Patriots
1997-99	Asst. Head Coach
	New York Jets
1996	Asst. Head Coach
	New England Patriots
1991-95	Head Coach
	Cleveland Browns
1985-90	Defensive Coordinator
	New York Giants
1981-84	LBs/Special Teams
	New York Giants
1979-90	Def. Asst./Special Teams
	New York Giants
1978	Asst. Special Teams/Asst. to Def. Coord.
	Denver Broncos
1977	TEs/WRs
	Detroit Lions
1976	Asst. Special Teams
	Detroit Lions
1975	Staff Assistant
	Baltimore Colts

HEAD COACH COMPARISON

Gary Kubiak	Bill Belichick
58-50	184-100
1-1	17-7
7	18
7	13
1-1	1-1
1-1	2-1

TEXANS-PATRIOTS MATCHUP

Game 13 • Houston Texans at New England Patriots • Monday, Dec. 10, 2012

INDIVIDUAL COMPARISON

TEXANS

PATRIOTS

PASSING YARDS

Matt Schaub 3,062 Tom Brady 3,537

RUSHING YARDS

Arian Foster 1,102 Stevan Ridley 1,010
Justin Forsett 364 Brandon Bolden 234
Ben Tate 196 Danny Woodhead 211

RECEIVING YARDS

Andre Johnson 1,114 Wes Welker 1,064
Owen Daniels 598 Rob Gronkowski 748
Kevin Walter 444 Brandon Lloyd 561

POINTS SCORED

Shayne Graham 103 Stephen Gostkowski 122
Arian Foster 90 Rob Gronkowski 60
Owen Daniels 36 Stevan Ridley 54
Andre Johnson 18 Julian Edelman 30

INTERCEPTIONS

Kareem Jackson 4 Tavon Wilson 4
Johnathan Joseph 2 Alfonzo Dennard 3
Daniel Manning 2 Devin McCourty 3
Glover Quin 2 Steve Gregory 2

SACKS

J.J. Watt 15.5 Rob Ninkovich 6.0
Antonio Smith 5.0 Chandler Jones 6.0
Whitney Mercilus 5.0 Dont'a Hightower 3.0
Brooks Reed 2.5 Jerod Mayo 3.0

DEFENSIVE TACKLES

J.J. Watt 83 Jerod Mayo 117
Bradie James 80 Brandon Spikes 85
Glover Quin 80 Devin McCourty 63
Danial Manning 72 Kyle Arrington 48

SPECIAL TEAMS TACKLES

Alan Ball 13 Matthew Slater 14
Bryan Braman 12 Nate Ebner 10
Shiloh Keo 9 Kyle Arrington 6

KICKOFF RETURNS (Avg.)

Keshawn Martin 24.1 Devin McCourty 24.9

PUNT RETURNS (Avg.)

Keshawn Martin 14.3 Julian Edelman 15.5

FIELD GOALS

Shayne Graham 21-26 Stephen Gostkowski 24-30

PUNTING (GROSS/NET AVG.)

Donnie Jones 46.7/40.2 Zoltan Mesko 42.5/36.9

TEXANS-PATRIOTS OFFENSIVE STATISTICAL COMPARISON

	HST	Rnk	NE	Rnk
Yards / Game	389.6	4	426.3	1
Yards / Play	5.53	14	5.79	8
Rushing Yards / Game	142.5	6	140.8	8
Rushing Yards / Play	4.14	17	4.21	13
Passing Yards / Game	247.1	10	285.5	6
Passing Yards / Play	7.09	11	7.4	7
Interception Rate	2.39%	11	0.86%	1
Sacks / Pass Attempt	3.59%	3	4.10%	4
First Downs / Game	22.4	4	27.8	1
Punt Return Avg	11.7	7	14.3	2
Kickoff Return Avg	21.2	26	21.7	23
Field Goals Made	80.77%	21	80.00%	22
3rd Down Pct	39.53%	13	52.63%	1
4th Down Pct	80.00%	2	33.33%	26
Red Zone Pct	60.87%	7	66.07%	3
Goal to Go Pct	75.00%	9t	78.38%	7
Avg Time of Possession	34:07	1	30:37	13
Points/Game	29.3	2	35.8	1

TEXANS-PATRIOTS DEFENSIVE STATISTICAL COMPARISON

	HST	Rnk	NE	Rnk
Yards / Game	322.6	6	380.8	26
Yards / Play	5.14	7	5.83	25
Rushing Yards / Game	87.6	2	100.8	9
Rushing Yards / Play	4.09	12	3.89	8
Passing Yards / Game	235	19	279.9	29
Passing Yards / Play	6.13	6	7.51	28
Interception Rate	3.04%	9	3.13%	8
Sacks / Pass Attempt	7.83%	5	5.82%	22
First Downs / Game	17.1	3	22.0	27t
Punt Return Avg	9.9	18	6.8	6
Kickoff Return Avg	24.6	18	20.4	3
3rd Down Pct	28.40%	1	42.95%	29
4th Down Pct	33.33%	4t	43.75%	9
Red Zone Pct	44.44%	5	57.14%	24
Goal-To-Go Pct	58.33%	6	78.95%	23t
Points Allowed	18.4	4	21.7	14t
Point Differential/Game	10.8	2	14.2	1
Yard Differential/Game	67	4	45.5	6

TEXANS-PATRIOTS CONNECTIONS

PATRIOTS WITH CONNECTIONS TO TEXAS

T Marcus Cannon (Odessa/TCU); QB Ryan Mallett (Texarkana); CB Aqib Talib (Richardson); T Sebastian Vollmer (Univ. of Houston); WR Wes Welker (Texas Tech); Special Teams Coordinator Scott O'Brien (coached at Rice, 1986); WR Coach Chad O'Shea (Houston/Univ. of Houston/coached there, 1996-99); Asst. Head Coach/OL Dante Scarnecchia (coached at SMU 1975-76, 1980-81).

FORMER PATRIOTS ON THE TEXANS

K Shayne Graham (2010); NT Terrell McClain (2012).

TEXANS-PATRIOTS COLLEGE CONNECTIONS

Texans LB Coach Reggie Herring (2005-07) coached at Arkansas when Patriots DE Jake Bequette (2007-11) and G Mitch Petrus (2005-09) played there; Texans QB Coach Karl Dorrell (2003-07) coached at UCLA when Patriots WR Matt Slater (2003-07) played there; Texans G Antoine Caldwell (2005-08) and CB Kareem Jackson (2007-09) played at Alabama with Patriots DE Brandon Deaderick (2005-09) and LB Dont'a Hightower (2008-11) when Patriots Special Teams Asst. Joe Judge (2009-11) coached there; Texans DE Jared Crick (2007-11) played at Nebraska with Patriots CB Alfonzo Dennard (2008-11); Texans WR DeVier Posey (2008-11) played at Ohio State with Patriots S Nate Ebner (2009-11); Texans G Wade Smith (1999-02) played at Memphis with Patriots K Stephen Gostkowski (2002-05); Texans OLB Whitney Mercilus (2008-11) played at Illinois with Patriots TE Michael Hoomanawanui (2007-09) and S Tavon Wilson (2008-11); Tex-

TEXANS-PATRIOTS MATCHUP

Game 13 • Houston Texans at New England Patriots • Monday, Dec. 10, 2012

ans RB **Arian Foster** (2004-08) played at Tennessee with Patriots LB **Jerod Mayo** (2004-07); Texans RB **Justin Forsett** (2004-07) played at California with Patriots RB **Shane Vereen** (2007-10); Texans C **Chris Myers** (2000-04) and WR **Andre Johnson** (2000-02) played at Miami with Patriots DT **Vince Wilfork** (2001-03); Texans WR Coach **Larry Kirksey** (1989) coached at Pittsburgh with Patriots Special Teams Coordinator **Scott O'Brien** (1987-90).

TEXANS-PATRIOTS PRO CONNECTIONS

Texans ILB **Barrett Ruud** (2005-10) played for Tampa Bay with Patriots CB **Kyle Arrington** (2009), LB **Niko Koutouvides** (2009-10), and CB **Aqib Talib** (2008-12); Texans P **Donnie Jones** (2007-11) played for St. Louis with Patriots TE **Daniel Fells** (2008-10), TE **Michael Hoomanawanui** (2010-11) and WR **Brandon Lloyd** (2011) when Patriots Offensive Coordinator/QBs **Josh McDaniels** (2011) coached there; Texans ILB **Tim Dobbins** (2006-09) played for San Diego with Patriots S **Steve Gregory** (2006-11) when Texans Defensive Coordinator **Wade Phillips** (2004-06) coached there; **Jones** (2004) played for Seattle with **Koutouvides** (2004-07) and LB **Tracy White** (2003-04); Texans SS **Danieal Manning** (2006-10) played for Chicago with **Lloyd** (2008); Texans K **Shayne Graham** (2010) played for the New York Giants with Patriots G **Mitch Petrus** (2010-12); Texans T **Andrew Gardner** (2010) played for Minnesota with Patriots TE **Visanthe Shiancoe** (2007-11); **Gardner** (2009) played for Miami with Patriots G **Donald Thomas** (2008-09) when Texans QB Coach **Karl Dorrell** (2008-11) coached there; Texans SS **Quintin Demps** (2008-09) played for Philadelphia with **White** (2008-09); Texans Offensive Coordinator **Rick Dennison** (1995-2009) and Assistant OL Coach **Jim Ryan** (2004-08) coached at Denver with **McDaniels** (2009-10) and Patriots Special Teams Coordinator **Scott O'Brien** (2007-08) when Texans T **Ryan Harris** (2007-11), C **Chris Myers** (2005-07), Patriots LB **Niko Koutouvides** (2008) and WR **Brandon Lloyd** (2009-10,11) played there; Texans DB Coach **Vance Joseph** (2005-10) coached for San Francisco when **Lloyd** (2003-05) played there; **Graham** (2002) played for Carolina when **O'Brien** (1999-04) coached there; **Jones** (2005-06) and Texans G **Wade Smith** (2003-05) played for Miami with Patriots WR **Wes Welker** (2004-06) when **O'Brien** (2005-06) coached there; **Dorrell** (2008-11) coached for Miami when Patriots DE **Rob Ninkovich** (2007-08) and LB **Mike Rivera** (2010, 2012) played there.

TEXANS BIG DAYS AGAINST THE PATRIOTS

- RB **Arian Foster** rushed for 119 yards and two touchdowns on 20 carries and caught three passes for 26 yards on 1/3/10.
- QB **Matt Schaub** threw for 303 yards on 24-of-39 and two touchdowns on 1/3/10.

TEXANS-PATRIOTS SERIES BREAKDOWN

		Overall: 1-2		Home: 1-1	Road: 0-1	
Date	W/L	Score	H/A	Venue	Texans QB	Patriots QB
11/23/03	L	20-23	H	Reliant Stadium	T. Banks	T. Brady
12/17/06	L	7-40	A	Gillette Stadium	D. Carr	T. Brady
01/3/10	W	34-27	H	Reliant Stadium	M. Schaub	T. Brady

Record vs. Patriots	Patriots lead, 2-1
Last meeting	Texans 34, Patriots 27 (1/3/10)
Texans largest margin of victory	7 (Texans 34, Patriots 27; 1/3/10)
Patriots largest margin of victory	33 (Patriots 40, Texans 7; 12/17/06)
Current win streak	Texans, 1
Texans longest win streak	1 (2010)
Patriots longest win streak	2 (2003-06)
Most points, Texans	34 (34-27 win, 1/3/10)
Most points, Patriots	40 (40-7 win, 12/17/06)
Most points, both teams	61 (Texans 34, Patriots 27; 1/3/10)
Fewest points, Texans	7 (40-7 loss; 12/17/06)
Fewest points, Patriots	23 (23-20 win; 11/23/03)
Fewest points, both teams	43 (Patriots 23, Texans 20; 11/23/03)
Most net yards, Texans	439 (1/3/10; Texans 34, Patriots 27)
Most net yards, Patriots	472 (11/23/03; Patriots 23, Texans 20)
Most rushing yards, Texans	144 (1/3/10; Texans 34, Patriots 27)
Most rushing yards, Patriots	128 (11/23/03; Patriots 23, Texans 20)
Most passing yards, Texans	295 (1/3/10; Texans 34, Patriots 27)
Most passing yards, Patriots	344 (11/23/03; Patriots 23, Texans 20)
Fewest net yards, Texans	169 (11/23/03; Patriots 23, Texans 20)
Fewest net yards, Patriots	230 (12/17/06; Patriots 40, Texans 7)
Fewest rushing yards, Texans	89 (11/23/03; Patriots 23, Texans 20)
Fewest rushing yards, Patriots	74 (1/3/10; Texans 34, Patriots 27)
Fewest net passing yards, Texans	80 (11/23/03; Patriots 23, Texans 20)
Fewest net passing yards, Patriots	125 (12/17/06; Patriots 40, Texans 7)
Most sacks, Texans	4 (11/23/03; Patriots 23, Texans 20)
Most sacks, Patriots	4 (12/17/06; Patriots 40, Texans 7)
Most interceptions, Texans	2 (11/23/03; Patriots 23, Texans 20)
Most interceptions, Patriots	4 (12/17/06; Patriots 40, Texans 7)
Most turnovers, Texans	4 (12/17/06; Patriots 40, Texans 7)
Most turnovers, Patriots	3 (11/23/03; Patriots 23, Texans 20)
Most penalties, Texans	6-45 (11/23/03; Patriots 23, Texans 20)
Most penalties, Patriots	5-48 (11/23/03; Patriots 23, Texans 20)

TEXANS CAREER STATS VS. PATRIOTS

PASSING

Player	G	A-C-I	Yds	Pct.	TD	Sk/Lst	Rtg
M. Schaub	2	73-42-1	601	57.5	5	4/22	101.5

RUSHING

Player	G	Att.	Yds	Avg.	Lg	TD
A. Foster	1	20	119	6.0	24	2

RECEIVING

Player	G	Rec.	Yds	Avg.	Lg	TD
A. Johnson	3	15	130	8.7	22	1
K. Walter	3	4	47	11.8	17	0
A. Foster	1	3	26	8.7	10	0
O. Daniels	1	1	9	9.0	9	0

KICKING

Player	G	FG	FGA	Lg	XP	XPA	KO	TB
S. Graham	4	7	8	48	6	6	17	0

PUNTING

Player	G	No.	Blk	Avg.	Lg	TB	I20	Net
D. Jones	6	28	0	41.4	58	3	10	994

DEFENSE

Player	G	UA	A	Tot	Sk	Yds	INT	PD	FF	FR
T. Dobbins	4	15	5	20	0.0	0	0	0	1	0
D. Manning	2	11	2	13	0.0	0	0	0	2	1
J. Joseph	3	9	2	11	0.0	0	0	1	0	0
B. James	3	5	4	9	0.0	0	0	0	1	0
B. Ruud	2	6	3	9	0.0	0	0	1	0	0
G. Quin	1	6	1	7	0.0	0	0	2	0	0
A. Smith	2	2	4	6	0.0	0	0	0	0	0
C. Barwin	1	3	0	3	1.0	10	0	0	0	0
A. Ball	1	0	1	1	0.0	0	0	0	0	0

THE LAST TIME THEY MET

Game 13 • Houston Texans at New England Patriots • Monday, Dec. 10, 2012



Week 17 : Houston 34, New England 27
71,029 • Reliant Stadium • Houston, Texas • Jan. 3, 2010



GAME SUMMARY

The Texans trailed 27-13 early in the fourth quarter, but answered with three touchdowns, a sack and an interception to collect a 34-27 win and finish the regular season with a 9-7 record. The offense scored on all three possessions of the fourth quarter. Defensively, S **Bernard Pollard's** interception set up the game-winning points.

QB **Matt Schaub** finished the regular season as the NFL's leader in passing yards after completing 24-of-29 passes for 303 yards with two touchdowns and an interception. Also, WR **Andre Johnson** finished as the NFL's leading receiver after catching six passes for 65 yards.

Rookie RB **Arian Foster** pounded his way for a career-high 119 yards on 20 carries (6.0 avg.). He scored twice and rushed for 29 yards on five carries in the final five minutes of the contest.

Houston took the early lead when Schaub found TE **Joel Dreessen** for a 25-yard touchdown on the game's opening drive.

With 5:29 left in the first quarter, the Patriots' offense returned to the field starting from their 37-yard line. QB **Tom Brady** drove the offense 63 yards on nine plays before RB **Fred Taylor** scored on a 4-yard touchdown run.

LB **Zac Diles** forced a fumble on Taylor that Pollard recovered in the end zone. K **Kris Brown** missed the extra point, making the score 13-10 with 4:41 left before halftime. Rookie QB **Brian Hoyer** replaced Brady on that series.

In the third quarter, the Texans dodged a bullet when RB **Ryan Moats'** fumble was recovered by Jones at the Patriots' 26-yard line after a 15-yard gain. A few plays later, Schaub's pass deflected off Jones and was intercepted by rookie **Darius Butler**, who returned the ball 91 yards for a score.

The Patriots responded with a nine-play, 72-yard drive that Taylor finished with an 11-yard touchdown run early in the fourth quarter.

Houston cut the score to 27-20 on Jones' tip-toeing 8-yard touchdown catch in the back of the end zone. Jones finished with a season-high five catches for 65 yards.

The momentum picked up when DE **Mario Williams** sacked Brady for a 4-yard loss on third down to force a punt, which Jones returned 31 yards to the New England 34.

On third-and-12, Schaub rifled a sideline pass to Johnson, who ran out of bounds at the Patriots' 11-yard line for a 15-yard gain. **Andre Davis'** 10-yard catch set up Foster's touchdown run that evened the score 27-27 after Brown's extra point.

Foster continued pounding the ball on New England, gaining 25 yards on three consecutive carries. He scored on the next carry as the offensive line pushed a pile of Patriots into the end zone. Brown's extra point gave Houston a 34-27 lead with 1:54 left in the game.

Hoyer replaced Brady on the Patriots' final drive and completed his first two passes for 20 yards. Houston was penalized five yards for having 12 men on the field. A play later, Williams was dragged down as he rushed the passer, which drew a 10-yard flag and negated a long completion. Following a 12-yard rush, Hoyer's pass to **Julian Edelman** fell incomplete, setting up fourth-and-three at the Houston 34. The fourth down pass to Edelman was wide, giving the Texans possession with 14 seconds on the clock.

SCORING

SCORE BY PERIODS	1	2	3	4	OT	Total
New England Patriots	7	6	7	7	-	27
Houston Texans	7	6	0	21	-	34

SCORING DRIVES

Team	Qtr	Time	Play Description (Extra Point) (Drive info)	NE	HOU
Texans	1	11:19	J. Dreessen 25 yd. pass from M. Schaub (K. Brown kick) (7-76, 3:41)	0	7
Patriots	1	0:50	F. Taylor 4 yd. run (S. Gostkowski kick) (9-63, 4:39)	7	7
Patriots	2	9:51	S. Gostkowski 51 yd. Field Goal (9-58, 4:47)	10	7
Texans	2	4:41	B. Pollard fumble recovery in end zone (kick failed, w/)	10	13
Patriots	2	0:46	S. Gostkowski 43 yd. Field Goal (10-66, 3:55)	13	13
Patriots	3	7:43	D. Butler 91 yd. interception return (S. Gostkowski kick)	20	13
Patriots	4	14:04	F. Taylor 11 yd. run (S. Gostkowski kick) (9-71, 3:53)	27	13
Texans	4	9:41	J. Jones 8 yd. pass from M. Schaub (K. Brown kick) (8-69, 4:23)	27	20
Texans	4	4:43	A. Foster 1 yd. run (K. Brown kick) (7-34, 2:47)	27	27
Texans	4	1:54	A. Foster 3 yd. run (K. Brown kick) (4-28, 1:55)	27	34

TEAM STATISTICS

	PATRIOTS	TEXANS
TOTAL FIRST DOWNS	21	29
THIRD DOWN EFFICIENCY	4-10-40%	3-7-43%
FOURTH DOWN EFFICIENCY	0-1-0%	0-1-0%
TOTAL NET YARDS	317	439
NET YARDS RUSHING	74	144
NET YARDS PASSING	243	295
PASS ATTEMPTS-COMPLETIONS-HAD INTERCEPTED	38-25-1	39-24-1
KICKOFFS Number-In End Zone-Touchbacks	6-3-1	6-4-0
PUNTS Number and Average	3-36.3	2-40.0
Net Punting Average	26.0	40.0
FGs - PATs Had Blocked	0-0	0-0
TOTAL RETURN YARDAGE (Not Including Kickoffs)	91	46
PENALTIES Number and Yards	4-55	5-35
FUMBLES Number and Lost	1-1	2-0
TOUCHDOWNS	3	5
EXTRA POINTS Made-Attempts Kicking Made-Attempts	3-3	4-5
FIELD GOALS Made-Attempts	2-2	0-2
RED ZONE EFFICIENCY	2-2-100%	3-6-50%
GOAL TO GO EFFICIENCY	1-1-100%	3-4-75%
SAFETIES	0	0
TIME OF POSSESSION	28:26	31:34

INDIVIDUAL STATISTICS

RUSHING (Att-Yds): New England, F. Taylor 7-33, B. Green-Ellis 4-22, B. Hoyer 1-10, S. Morris 7-9. Houston, A. Foster 20-119, R. Moats 4-17, A. Johnson 1-7, M. Schaub 2-1.

PASSING (C-A-Y-I): New England, T. Brady 17-26-186-1, B. Hoyer 8-12-71-0. Houston, M. Schaub 24-39-303-1.

RECEIVING (Rec-Yds): New England, J. Edelman 10-103, R. Moss 5-75, B. Watson 3-32, S. Morris 3-13, S. Aiken 2-9, C. Baker 1-13, W. Welker 1-12. Houston, J. Dreessen 6-81, A. Johnson 6-65, J. Jones 5-65, A. Foster 3-26, K. Walter 2-30, V. Leach 1-26, A. Davis 1-10.

SACKS (Sk-Yds): New England, D. Burgess 1-8.0. Houston, C. Barwin 1-10.0, M. Williams 1-4.0.

INTERCEPTIONS (Int-Yds): New England, D. Butler, 1-91t. Houston, B. Pollard 1-15.

TACKLES (S-A-T): New England, J. Sanders 9-2-11, B. Meriweather 6-4-10, D. Burgess 8-1-9, J. Mayo 4-4-8, G. Guyton 1-4-5, J. Wilhite 3-1-4, S. Springs 3-0-3, D. Butler 2-0-2, B. McGowan 2-0-2, J. Seau 2-0-2, T. Banta-Cain 0-2-2, R. Ninkovich 1-0-1, J. Green 1-0-1, M. Pryor 1-0-1, M. Wright 1-0-1. Houston, G. Quin 6-1-7, D. Ryans 6-1-7, Du. Robinson 6-1-7, B. Pollard 5-1-6, Z. Diles 4-2-6, B. Cushing 4-1-5, C. Barwin 3-0-3, A. Okoye 2-1-3, B. Russell 1-2-3, M. Williams 2-0-2, J. Reeves 2-0-2, A. Smith 1-1-2, J. Zgonina 1-0-1, T. Bulman 0-1-1.

MISSED FIELD GOAL: New England, none. Houston, K. Brown, 56WR, 38WR.

LAST WEEK AT TENNESSEE

Game 13 • Houston Texans at New England Patriots • Monday, Dec. 10, 2012



GAME 12: Houston 24, Tennessee 10

69,143 • LP Field • Nashville, Tenn. • Dec. 2, 2012



GAME SUMMARY

The Texans beat the Tennessee Titans 24-10 at LP Field in Nashville, improving to 11-1 and clinching a playoff berth for the second consecutive season.

The Texans' defense was battered by injuries but led the way with a franchise-record six turnovers and a season-high six sacks. They did so without three injured cornerbacks and two starting linebackers.

DE **J.J. Watt** had one sack, one forced fumble and two passes defensed, one of which was intercepted. FS **Glover Quin** and ILBs **Tim Dobbins** and **Darryl Sharpton** all had interceptions. Dobbins, DE **Antonio Smith** and rookie OLB **Whitney Mercilus** all recovered fumbles. Mercilus also had two sacks in his first-career start.

Texans WR **Lestar Jean** opened up the scoring with a 54-yard touchdown catch in the first quarter on the Texans' first drive. The Titans answered with a 37-yard field goal by **Rob Bironas** to make the score 7-3.

The Texans went up 14-3 late in the first quarter on a 5-yard touchdown catch by FB **James Casey**. One play earlier, they converted on fourth-and-one from the 11-yard line with a 6-yard run by **Arian Foster**. They led 21-3 at halftime after an interception by Dobbins deep in Titans territory set up Foster for a 2-yard touchdown run.

K **Shayne Graham** nailed a 50-yard field goal in the third quarter to make it 24-3. The Titans made it 24-10 late in the third quarter on a 34-yard touchdown catch by **Kenny Britt** from QB **Jake Locker**, but they would get no closer than that. The Texans forced a turnover on downs on back-to-back series in the fourth quarter before Sharpton picked off Locker with about two minutes remaining to ice the game.

Locker finished the game with a 49.2 passer rating. He was 21-of-45 for 309 yards with three interceptions and one touchdown. Texans QB **Matt Schaub**, who won for the 15th time in his last 16 starts, was 21-of-35 for 207 yards and two touchdowns. He was not sacked and not intercepted. RB **Justin Forsett** led the Texans with 64 rushing yards on 14 carries (4.6 average).

The Texans lost CB **Brice McCain** to a foot injury in the first half. He did not return. Because **Johnathan Joseph** was already out with a hamstring injury, that left the Texans with three healthy cornerbacks in **Kareem Jackson** and second-year players **Brandon Harris** and **Roc Carmichael**. The Texans also used a rotation of Sharpton, Dobbins and **Barrett Ruud** at inside linebacker with starter **Bradie James** out with an injury.

LT **Duane Brown** left the game with an apparent knee injury in the first half but returned after three plays. TE **Garrett Graham** left the game in the first half with a concussion.

SCORING

SCORE BY PERIODS	1	2	3	4	OT	Total
Houston Texans	14	7	3	0	-	24
Tennessee Titans	3	0	7	0	-	10

SCORING DRIVES

Team	Qtr	Time	Play Description (Extra Point) (Drive info)	HOU	TEN
Texans	1	12:29	L. Jean 54 yd. pass from M. Schaub (S. Graham kick) (6-80, 2:31)	7	0
Titans	1	9:30	R. Bironas 37 yd. Field Goal (7-59, 2:59)		7
Texans	1	0:19	J. Casey 5 yd. pass from M. Schaub (S. Graham kick) (5-20, 1:48)	14	3
Texans	2	7:48	A. Foster 2 yd. run (S. Graham kick) (2-3, 0:47)	21	3
Texans	3	6:54	S. Graham 50 yd. Field Goal (4-4, 2:07)	24	3
Titans	3	1:34	K. Britt 34 yd. pass from J. Locker (R. Bironas kick) (4-80, 1:45)	24	10

TEAM STATISTICS

	TEXANS	TITANS
TOTAL FIRST DOWNS	16	17
THIRD DOWN EFFICIENCY	4-17-24%	4-15-27%
FOURTH DOWN EFFICIENCY	1-1-100%	0-2-0%
TOTAL NET YARDS	332	354
NET YARDS RUSHING	125	89
NET YARDS PASSING	207	309
PASS ATTEMPTS-COMPLETIONS-HAD INTERCEPTED	35-21-0	45-21-3
KICKOFFS Number-In End Zone-Touchbacks	5-3-3	3-2-2
PUNTS Number and Average	10-48.8	6-50.5
Net Punting Average	40.3	39.3
FGs - PATs Had Blocked	0-0	0-0
TOTAL RETURN YARDAGE (Not Including Kickoffs)	94	65
PENALTIES Number and Yards	11-97	4-35
FUMBLES Number and Lost	1-0	3-3
TOUCHDOWNS	3	1
EXTRA POINTS Made-Attempts Kicking Made-Attempts	3-3	1-1
FIELD GOALS Made-Attempts	1-1	1-1
RED ZONE EFFICIENCY	2-2-100%	0-2-0%
GOAL TO GO EFFICIENCY	2-2-100%	0-0-0%
SAFETIES	0	0
TIME OF POSSESSION	33:48	26:12

INDIVIDUAL STATISTICS

RUSHING (Att-Yds): Houston, J. Forsett 14-64, A. Foster 14-38, B. Tate 3-18, M. Schaub 4-5. Tennessee, C. Johnson 13-51, J. Locker 4-38.

PASSING (C-A-Y-I): Houston, M. Schaub 21-35-207-0. Tennessee, J. Locker 21-45-309-3.

RECEIVING (Rec-Yds): Houston, A. Johnson 5-56, A. Foster 5-15, K. Walter 4-33, O. Daniels 3-43, L. Jean 1-54, G. Graham 1-7, J. Casey 1-5, M. Schaub 1-(-6). Tennessee, K. Wright 6-78, J. Cook 4-51, C. Johnson 4-20, N. Washington 3-96, K. Britt 2-40, D. Williams 2-24.

SACKS (Sk-Yds): Houston, W. Mercilus 2.0-6, A. Smith 1.0-9, J. Watt 1.0-6, B. Ruud 1.0-8, TEAM 1.0-15.

INTERCEPTIONS (Int-Yds): Houston, G. Quin 1-22, T. Dobbins 1-7, D. Sharpton 1-(-2). Tennessee, none.

TACKLES (S-A-T): Houston, G. Quin 8-1-9, D. Sharpton 3-4-7, B. Harris 6-1-7, J. Watt 6-0-6, D. Manning 6-0-6, K. Jackson 4-2-6, R. Carmichael 5-0-5, B. Ruud 3-2-5, C. Barwin 2-2-4, T. Dobbins 3-0-3, A. Smith 3-0-3, Q. Demps 3-0-3, W. Mercilus 2-0-2, S. Cody 2-0-2, J. Crick 2-0-2, E. Mitchell, 0-1-1, T. McClain 0-1-1. Tennessee, T. Shaw 5-2-7, J. Babineaux 5-1-6, J. McCourty 5-0-5, S. Marks 5-0-5, Z. Brown 4-1-5, J. Casey 2-3-5, W. Witherspoon 4-0-4, D. Morgan 2-2-4, A. Verner 3-0-3, M. Griffin 3-0-3, A. Ayers 2-1-3, M. Martin 2-0-2, J. Wynn 1-0-1, S. Solomon 1-0-1, R. Johnson 0-1-1, K. Wimbley 0-1-1.

MISSED FIELD GOAL: None.

GAME NOTES AT TENNESSEE

Game 13 • Houston Texans at New England Patriots • Monday, Dec. 10, 2012

THE WIN

- Secured the franchise's second consecutive playoff berth.
- Gave Houston a franchise-record 11 wins on the season.
- Extended Houston's franchise-record road winning streak to six consecutive games.
- Extended Houston's winning streak to six games, which is the second-longest streak in team history behind a seven-game win streak in 2011.
- Gave Houston a sweep of Tennessee for the second time in team history and the first time since 2004 and gave the Texans their third win in four years at LP Field.
- Improved Houston's record against AFC South foes to 4-0 on the season.
- Improved head coach Gary Kubiak's record to 58-50 overall, 18-22 against the AFC South and 24-30 on the road.

THE TEXANS OFFENSE

- Scored on their opening possession for the fifth time this season and scored a touchdown on their first possession for the fourth time on the year.
- Scored first for the seventh time this season.
- Led after the first quarter for the seventh time this season, at halftime for the ninth time and after three quarters for the ninth time.
- Scored a touchdown following ILB Tim Dobbins' interception in the second quarter and a field goal following OLB Whitney Mercilus' fumble recovery in the third, giving Houston 67 points off of 26 takeaways on the year.
- Held the ball for more than 30:00 for the 13th consecutive game. Houston had the ball for 33:48 in the game.
- Ran the 35 times for 125 yards, improving Houston's record to 42-5 under Kubiak when running the ball 30 or more times.
- Outrushed the Titans 125-89. Houston improved to 10-0 this season and 47-16 under Kubiak when outrushing their opponents.

THE TEXANS DEFENSE

- Established a franchise record with six takeaways in the game. Houston previously forced five turnovers in a game five times, most recently on 11/23/08 at Cleveland.
- Forced turnovers on consecutive plays for the second time this season. Houston forced turnovers on three consecutive defensive plays in the season opener vs. Miami (9/9).
- Established a season high with 6.0 sacks in the game. Houston's defense registered 4.0 sacks vs. Tennessee (9/30), in Week 7 vs. Baltimore (10/21) and in Week 9 vs. Buffalo (11/4). The 6.0 sacks were tied for the second-most in team history and were the most since Houston tied a franchise record with 7.0 at Jacksonville on 11/27/11.
- Held Tennessee to 10 points in the game. It was the eighth time this season that the Texans held their opponents below 20 points. Houston improved to 8-0 this season and 40-2 under Kubiak when allowing fewer than 20 points.
- Limited the Titans to 4-of-15 (27 percent) on third down attempts. It was the eighth time this season that the Texans have held their opponent below 30 percent on third downs.

CB ROC CARMICHAEL

- Saw the most extensive playing time of his career and finished the game with a career-high four tackles, including three solos, and one pass defended.

FB JAMES CASEY

- Caught his third touchdown pass of the season on a 5-yard throw from QB Matt Schaub in the first quarter. It was Casey's fourth career touchdown catch.

NT SHAUN CODY

- Registered a pass defended in his second consecutive game when he tipped a pass in the second quarter. The ball was intercepted by ILB Tim Dobbins to set up a touchdown.

TE OWEN DANIELS

- Extended his streak of consecutive games with a reception to 79 with a 14-yard catch on the first play of the game.
- Caught his 50th pass of the season on a gain of 19 yards in the third quarter. It marked the fourth time in his career that Daniels has caught at least 50 passes.
- Started his 87th game, which ties him with WR Kevin Walter and moves them each past former Texans RT Eric Winston for third on the team's all-time games started list.

ILB TIM DOBBINS

- Registered his third career interception and his first as a Texan when he picked off a tipped pass in the second quarter and returned it 7 yards to the Tennessee 3-yard line.
- Recovered a fumble in the fourth quarter. It was his third fumble recovery of the season and the sixth of his career.

RB ARIAN FOSTER

- Scored his 13th rushing touchdown of the season when he reached the end zone on a 2-yard run in the second quarter. The score tied him with RB Domanick Williams' total from 2004 for the second-most in a season in team history. Foster holds the franchise record with 16 rushing touchdowns in 2010.

K SHAYNE GRAHAM

- Scored his 100th point of the season when he hit his third extra point of the game. It marked his sixth career 100-point season and his first since 2007.
- Connected on a 50-yard field goal in the third quarter. It was his 11th career field goal of 50 yards or longer and his second as a Texan.

CB BRANDON HARRIS

- Led the team in tackles with a career-high six, including five solos. He also had a career-high two passes defended.

WR LESTAR JEAN

- Caught his first career touchdown pass when he took a quick throw and turned it up the sideline 54 yards to the end zone in the first quarter. The 54-yard catch was the longest of his career, bettering his previous long of 46 yards

WR ANDRE JOHNSON

- Extended his franchise-record streak of consecutive games with a reception to 94 with a 15-yard catch in the first quarter.
- Moved into the top 30 on the NFL's all-time receiving yardage list with his first catch of the game, a gain of 15 yards in the first quarter. He entered the game needing three yards to pass Stanley Morgan (10,716).

GAME NOTES AT TENNESSEE

Game 13 • Houston Texans at New England Patriots • Monday, Dec. 10, 2012

P DONNIE JONES

- Punted 10 times, which tied for the second-most in a game in team history. His 10 punts were the most by a Texans punter since Brett Hartmann had 10 at Jacksonville on 11/27/11. The team record is 11 punts by Chad Stanley on 12/1/02 at Indianapolis.
- Had a season-high five punts downed inside the Tennessee 20-yard line. That is one shy of his career high of six, set on 12/6/09 at Chicago as a member of the St. Louis Rams.
- Booted a 55-yard punt in the second quarter. He has now hit at least one punt of 55 yards or longer in 10 of Houston's 12 games this season.
- Boomed a 64-yard punt in the third quarter. It was his fourth punt of the season of longer than 60 yards.

WR KESHAWN MARTIN

- Returned a first-quarter punt 42 yards. It was his second return of more than 40 yards this season. He had a 71-yard return in Week 11 vs. Jacksonville (11/18).

OLB WHITNEY MERCILUS

- Made his first career start at WLB and finished the game with two tackles, both of which were sacks, and a fumble recovery.
- Passed DE Mario Williams (4.5, 2006) for fifth and tied LB Brian Cushing (5.0, 2009) for fourth on the franchise's rookie sack list. He is one sack shy of the club rookie record of 6.0 set by OLB Brooks Reed in 2011.
- Registered his fourth sack of the season and his fourth in five games when he dropped Tennessee QB Jake Locker for a 1-yard loss in the second quarter.
- Recovered a fumble in the third quarter, the first of his career.
- Registered his second sack of the game and fifth of the season when he dropped Locker for a loss of 5 yards in the third quarter.

FS GLOVER QUIN

- Intercepted his second pass of the season and the fifth of his career when he picked off Tennessee QB Jake Locker on the final play of the second quarter.

ILB BARRETT RUUD

- Registered his first sack as a Texan and the sixth of his career when he dropped Tennessee QB Jake Locker for a loss of 8 yards in the third quarter. It was Ruud's first sack since 12/26/10 vs. Seattle as a member of the Tampa Bay Buccaneers.

QB MATT SCHAUB

- Improved his record as the Texans' starting quarterback to 43-33 overall and 18-21. He led the Texans to victory for the 15th time in his last 16 starts and won his eighth consecutive start on the road.
- Threw his 20th touchdown pass of the season when he hit WR Lestar Jean for a 54-yard catch and run on Houston's first possession. It marked the third season in his career in which Schaub has thrown 20 or more touchdowns.
- Threw his second touchdown pass of the game when he hit FB James Casey on a 5-yard scoring toss in the first quarter, giving Schaub his sixth multi-touchdown performance of the season.
- Surpassed 3,000 passing yards for the fourth time in his career. He topped the milestone on a 21-yard pass to WR Andre Johnson in the second quarter. He entered the game with 2,855 yards on the season.

- Picked up 8 yards on a run in the second quarter. It was his longest carry of the season and his longest since 11/14/10 when he had an 8-yard scamper at Jacksonville.
- Caught his first career pass when he grabbed a tipped pass. He was tackled for a loss of 6 yards on the play.

ILB DARRYL SHARPTON

- Intercepted a pass for the first time in his career when he grabbed a deflected pass in the fourth quarter. He returned the interception for a 2-yard loss.

DE ANTONIO SMITH

- Recovered a fumble for the first time this season and the 11th time this season when he scooped up a loose ball in the second quarter.
- Notched his 20th sack as a Texan and his fifth of the season when he dropped Tennessee QB Jake Locker for a 9-yard loss in the third quarter.
- Forced a fumble in the third quarter that was recovered by OLB Whitney Mercilus. It was Smith's second forced fumble of the season and the ninth of his career.

WR KEVIN WALTER

- Started his 87th game, which ties him with TE Owen Daniels and moves them each past former Texans RT Eric Winston for third on the team's all-time games started list.
- Surpassed 4,000 receiving yards as a Texan on an 18-yard catch in the fourth quarter, becoming the third player in franchise history to reach the milestone along with WR Andre Johnson and TE Owen Daniels. He entered the game with 3,976 yards with the team.

DE J.J. WATT

- Joined Hall of Fame DE Reggie White as the only players in NFL history to record 15 or more sacks and 13 passes defended in a season when he sacked Tennessee QB Jake Locker for a 6-yard loss in the second quarter. The sack gave him 15.5 on the year to go along with 15 passes defended. White had 15.0 sacks and 13 passes defended in 1991.
- Set a League record for the most passes defended in a season by a defensive lineman. Watt now has 15 passes defended on the year, bettering the previous mark of 13 by Hall of Fame DE Reggie White in 1991.
- Tipped a pass on the final play of the second quarter, leading to an interception by FS Glover Quin. It was the eighth takeaway that Watt has been involved in this season. He also has two fumble recoveries and the forced fumble he caused earlier in the game.
- Forced the first fumble of his career when he knocked the ball out of the arms of Tennessee RB Chris Johnson in the second quarter.

MISCELLANEOUS NOTES

- Inactive players for the Texans were CB Alan Ball, G Antoine Caldwell, ILB Bradie James, CB Johnathan Joseph, RT Derek Newton, OLB Brooks Reed and G Cody White.
- Captains for the Texans were ILB Tim Dobbins, WR Andre Johnson, FS Shiloh Keo, C Chris Myers, QB Matt Schaub, DE Antonio Smith and DE J.J. Watt. Schaub and Johnson went to midfield for the pregame coin toss.
- The Texans won the toss and elected to receive the opening kickoff.

MONDAY, DEC. 2, 2012

(on the team's injuries) "Let me go through yesterday first. We came out of the game yesterday, late after the game it was discovered that (CB) Brice (McCain) had a fracture in his foot. The decision was made on the way home to go ahead and fix that today. We did it early this morning, had a screw inserted. We're going to put Brice on the injured reserve/designated to return, but obviously that's what, an eight-week period of time. It would be very, very late in the playoffs if Brice is able to make it back, but we'll do it, give him an opportunity and see what happens because if not, it ends up in our pocket. That's what we'll do. (TE) Garrett (Graham) has taken step one already today. He's doing much better. He was doing much better on the plane ride home. He has a four-, five-step phase as far as making it back from the concussion protocol. He's through step one today and doing much better. (LT) Duane (Brown) is fine. Duane just came out of the game with a bruised knee. He's feeling fine today. All tests came out okay so we're moving forward and very lucky with Duane. The other guys, want me to go through the other guys? Let me see if I can remember them all. They're all making progress. I guess the best thing to say is that the one that is still going to take an amount of time is (OLB) Brooks (Reed) and I think I've told you all that all along. But the other group of guys, it's going to be a day-to-day process. We've got an extra day this week. We're going to start our routine on Thursday, so when you talk about (CB Johnathan Joseph) J-Joe and he's doing well. He ran today. (T Derek) Newton, (ILB) Bradie James, who am I missing here? (G Antoine) Caldwell and (CB) Alan Ball, I think they're all going to be a day to day process right now and then probably end-of-the-week decisions for us as a football team, but Brooks is still the one that has a ways to go."

(on if CB Brice McCain were healthy would he cover WR Wes Welker in the slot) "(CB) Brice (McCain) can play both. I think where we're at right now if (CB Johnathan Joseph) J-Joe is missing time, Brice would probably have stayed outside and right now we're going with (CB) Brandon (Harris) inside. Brandon did some good things in the game, played a lot of football so that's kind of where we would be. Obviously now with Brice being out, Brandon will be the guy that plays inside for us in nickel. This team can force you to play a couple guys inside so you could be in dime. You never know how you're going to get played, but we've got a couple young players who are going to have to step up and play well and that's our rock. They did yesterday. You could tell they made some progress with their short period of time being out there."

(on the CB position right now) "You get thin and you get thinned out. Linebacker, we held up yesterday so we got through that game clean from that standpoint playing seven guys. That was a positive. We get thinned out in the secondary because of (CB) Brice's (McCain) injury and where (CB Johnathan Joseph) J-Joe is. Also the guy that's a factor right now is (CB) Alan (Ball). We decided Sunday morning after watching him do some things that it was not time for him to go, that he wasn't going to be ready. We got a couple things going on right there. Obviously, as a football team it's something we're addressing today and taking a real hard look at because we've got a lot of football left to play. We've got to make sure that we're in position to give ourselves the best chance to be successful so that's something we're looking at real hard at today."

(on the penalties) "Yeah, what is it 11 for 90-something yards? That really disturbed me a bunch, especially offensively. Special teams-wise I think we have two or three again. It has been an issue. It has been young players, some guys that we're playing. When I see that the good news is I think we can fix that real quickly. Offensively, the thing that bothered me is the second half we have an excellent chance to really put the game away early. I think out of our first five plays offensively we've got two holding calls or three holding calls. We're just going backwards hurting ourselves, couldn't get out of our own way. That's something coming out of the game that hurt us. We didn't turn the ball over. That's a big positive, but penalties I think kept them in the game and kept us from closing the game, too."

(on how encouraging it was to see ILB Darryl Sharpton step up on Sunday) "It's very encouraging and I think the biggest thing there is a couple things that took place defensively in the game, getting (NT) Shaun (Cody) back, as I've said all along. Cody gave us some versatility inside and took some snaps off some players. We got our pass rush back. We got it from a lot of places. (ILB Darryl) Sharpton took a whole week of practice. He had every rep in practice running our defense. You could see the difference in Sharpton and how he played. (ILB Tim) Dobbins came in and helped and played extremely well in the game. I think a couple things going on right there helped us get back to playing our type of football defensively. I think Sharpton is more comfortable. This is three games he now has under his belt and he's going to have to be because he's going to be big going down the stretch here."

(on how good was it to see WR Lestar Jean get his first TD catch and how he has progressed) "He needs to be on the field more. That's how he's progressed and makes a big play yesterday. We're going to find some ways to get him out there more. He also played some special teams so the deeper we go into this thing I think all these young players become very valuable in what's going on. We talked about (CB) Brandon (Harris). We talked about (CB) Roc (Carmichael). (WR) Keshawn (Martin) is playing. What Keshawn is doing return-wise right now, if we don't take away some of his positive yardage it would be excellent. These guys are going to be a big factor going down the stretch."

(on how scary is it to go up against QB Tom Brady with inexperienced defensive backs) "Well it's Monday and it's scary so I'm sure it's going to be real scary getting toward the end of the week. That's where we're at. We know we're going to play a great player and one of the top passing games in the business for a long, long time. It's a challenge. Our season is going to be really about some of these young guys really stepping up and what they've become here as we continue to move forward. I'm excited for them. I liked what I saw from (CB) Brandon (Harris) and (CB) Roc (Carmichael) yesterday. I think Brandon is very competitive, has a lot of confidence. We've got to get some of penalty issues settled down with him, but he doesn't lack any confidence and that's what you're looking for. They're just going to have to rise to the occasion and we can sure help them if we can rush the passer like we did yesterday."

MONDAY, DEC. 2, 2012

(on seeing a lot of talent in CB Brandon Harris and if he's pleased with where he's at) "Yeah, I think so. I think we've been fortunate that we've been able to bring him and (CB) Roc (Carmichael) along kind of slowly. They weren't forced into some tough situations as young pros. I told you all I think last week, (CB) Brandon (Harris) has been chomping at the bit. He's been close to getting on the field for a while and has just been kind of the odd man out. Now it's time. You go from playing zero to playing 59 yesterday so it tells you what's fixing to happen with this young career of his. We're excited for his opportunity."

(on P Donnie Jones this season) "He was big-time yesterday. We obviously struggled huge in the second half offensively; (P) Donnie (Jones) has 10 punts. We kept them pinned all day. Our special teams, the job that (Special Teams Coordinator) Joe (Marciano) has done with the injuries and the young players having to step in. Yesterday, we had some situations where we barely had enough guys to get on the field and those types of things. I think we made tremendous progress as a special teams unit in the second half of the season. Yesterday was big for us and Donnie led that."

(on relying more on his big three on offense) "There is no about that. We've got to play a hell of a lot better than we played in the second half offensively. Like I said, we hurt ourselves with penalties. I think there was more there than we got at times from a standpoint regardless of who was running the ball. I think we've got to beat man coverage better. This old boy's got to call some better plays in the second half. It wasn't what we needed to do yesterday to close the game. My disappointment starts with myself. It's my job to get those guys in position to make plays and then it's their job to go make those plays too. I look at myself hard and I'm sure they will do the same."

(on why he thinks the team has been so successful on the road this season) "I think the biggest thing in this league is it's a growth process. It's a confidence thing. I've been with young teams that they go on the road. Here comes the noise, all of a sudden boy you panic and you just don't look like yourself. This group, it doesn't matter. They'll go play anywhere. They know. I've preached to them for a period of time. It's about how you play. It's not where you play. They figured that out so it doesn't matter where they play. We handled the noise pretty good and I think it makes you pull from each other a little bit more. It's really kind of your 53 against 80,000 when you show up. I think they take that as a challenge and they take it personal and they know if they protect the football our team is going to have a good chance to win. To win six games on the road so far this season has been pretty darn good and it'll take everything we've got to win number seven, I know that."

(on how important was it to see K Shayne Graham kick a 50-yard field goal on Sunday) "I think it's big for his confidence. I'll watch him practice. He's been banging the ball really good from 55. He's been handling that. He kicked off better yesterday, mishit one of them, but for the most part, he should gain a lot of confidence coming out of this game. We have confidence in him. He's kicked in big games. He's made big kicks. He's going to probably be in some of those situations here down the stretch. I think yesterday was a big step in the right direction."

(on what it would mean to QB Matt Schaub to go into New England and beat QB Tom Brady) "Well I don't think that's the most important thing. It's not those two guys playing. It's our teams playing. I think our quarterback has played well and his performance speaks for itself. I know number 12's; his has spoken for himself for a long, long time. We know what type of team we're facing and the great player that we're facing there, but it'll be about our team. We'll have to play good across the board as a football team. You look at the game they played yesterday, special teams, Miami struggled special teams-wise. We've got to stay focused on our whole team and (QB) Matt's (Schaub) just got his job to do. He's got his part to do."

(on how confident he is in QB Matt Schaub to go head to head against anyone in a shootout) "I know our guy can throw the ball around. I don't know how this game is going to go. You never know when you show up on Sunday. It's like yesterday. We get in a game. We've got some defensive players out. You think it may be different and look we play probably as good a defense as we've played all year from a turnover standpoint and those things. I don't know what it's going to take this next weekend or what type of game we're going to be in. I know we'll have to play with a lot of poise and not hurt ourselves if we're going to have a chance to win."

(on the Patriot Way) "Well they're consistent. That's the biggest thing. You've got one of the all-time great leaders in football from a coaching standpoint and a quarterback standpoint. That has been consistent in I don't know how many years it's been. I think you kind of know what you're going to get from them. You know you're going to have to raise your level of play and play as good as you can possibly play. That's why we do what we do. It is a big challenge, but I know our football team will be looking forward to it and need to go down there and play clean."

(on his thoughts regarding the fumble recovery by DE Antonio Smith) "It was an inadvertent whistle and it wasn't by the head official. It was by the guy on the sideline. It's disappointing. (DE) Antonio (Smith) promises me he would've scored, at least that's what he said on the bus. To be honest with you, we're probably lucky we got the ball back because usually when there is an inadvertent whistle you may not even get that ball back. We overcame it, but we found a way to do it six times yesterday. It was really impressive."

(on playing meaningful games in December and January) "I think it's continued to build the way we've played this year and they're going to all be big. We're in a tough division race along the way right here. We've got ourselves involved yesterday, which was important. Now every time we step to the plate we could probably gain something else, so we've just got to stay focused on that. You look at our last month. It's going to be very difficult, but when it's difficult that's what gives you the best chance to prepare to be a dang good football team in January. We'll just stay focused one week at a time."

(on the players of the game) "Defensively we had a couple guys, (DE) Antonio (Smith) and (ILB) Tim (Dobbins). We had two guys. Offensively, it was (RB) Justin Forsett, who continues to play well for us. Special teams, it'll be (P) Donnie Jones."

EXECUTIVE VP & GM RICK SMITH/COACHING STAFF

Game 13 • Houston Texans at New England Patriots • Monday, Dec. 10, 2012

GENERAL MANAGER AND EXECUTIVE VICE PRESIDENT RICK SMITH



Rick Smith is in his seventh season as Texans general manager and second as executive vice president of football operations, overseeing all aspects of football operations. Smith inherited a two-win team when he was named general manager on June 5, 2006 and has since worked closely with the coaching and scouting staffs to build the Texans into a playoff team by identifying and signing elite players who have helped produce an exciting brand of football.

Smith has steadily strengthened Houston's roster through the draft, free agency and trades. His main philosophy has been to build through the draft and supplement via free agency with a thorough and innovative front office staff that has the Texans pointed toward sustained success.

Smith has also been active in league affairs while at the helm of the Texans. He was appointed to the NFL's prestigious Competition Committee by NFL Commissioner Roger Goodell on Dec. 5, 2008, and was an original member of the General Managers Advisory Committee, which provides advice and other feedback to the NFL Football Operations department on the integrity of the game, expansion of technology and other ways to improve the game. In addition, Smith has earned recognition from his peers and was honored with the Tank Younger Award in 2008, presented annually by the Fritz Pollard Alliance for outstanding work in an NFL front office.

Smith has orchestrated several trades that have benefited the Texans greatly, including a deal with Atlanta in 2007 that brought quarterback Matt Schaub to Houston. Since then, Schaub has become the Texans' all-time leading passer, the 12th player in NFL history to throw for more than 4,000 yards in back-to-back seasons (2009-10), led the NFL in passing in 2009 with 4,770 yards, was named the 2010 Pro Bowl MVP and has helped lead Houston's offense to a top-four NFL ranking each year from 2008-10. In 2008, Smith traded with Denver for center Chris Myers, who became the first lineman in Texans history to make the Pro Bowl.

Perhaps the best overall draft class of Smith's tenure came in 2009, when the Texans drafted Brian Cushing with the 15th overall pick. The former USC linebacker went on to earn NFL Defensive Rookie of the Year and Pro Bowl honors, and led the team in tackles in 2011 for the second time in three years. Smith also signed running back Arian Foster as an undrafted rookie free agent in 2009. Foster had a breakout year in 2010, leading the NFL with 2,220 yards from scrimmage, 20 touchdowns scored and 1,616 yards rushing, the most ever by an undrafted player, in addition to earning Pro Bowl and All-Pro honors.

In his former role with the Denver Broncos, Smith was responsible for evaluating players from around the NFL as well as those in NFL Europe, the Canadian Football League, the Arena Football League and other professional leagues. He also played a central role in the club's preparation for the college draft and was one of the Broncos' primary negotiators for player contracts.

With Smith heading the pro personnel department, the Broncos posted the league's fifth-best regular-season record from 2000-05, going 61-35 (.635). The 61 wins were the most of any AFC West team during that span, 10 more than the next closest team, Kansas City. Denver was one of only four teams in the NFL to reach the playoffs each season from 2003-05.

2012 TEXANS COACHING STAFF

Coach	NFL Exp.	Texans Exp.
Gary Kubiak, Head Coach.....	19	7
Bill Kollar, Assistant Head Coach/Defensive Line.....	24	4
Rick Dennison, Offensive Coordinator	18	3
Joe Marciano, Special Teams Coordinator	27	11
Wade Phillips, Defensive Coordinator	36	2
John Benton, Offensive Line Coach	9	7
Perry Carter, Assistant Defensive Backs Coach.....	7	7
Karl Dorrell, Quarterbacks Coach.....	8	1
Dan Hammerschmidt, Offensive Assistant	1	1
Chick Harris, Running Backs Coach	32	11
Reggie Herring, Linebackers Coach.....	7	4
Vance Joseph, Defensive Backs Coach.....	8	2
Bobby King, Assistant Linebackers	3	2
Larry Kirksey, Wide Receivers Coach	16	6
Marc Lubick, Assistant Wide Receivers Coach	5	3
Brian Pariani, Tight Ends Coach.....	22	7
Jim Ryan, Assistant Offensive Line Coach	7	2
Cedric Smith, Head Strength and Conditioning Coach	12	3
Matt Schiotz, Assistant Strength and Conditioning Coach	13	4

WHERE THEY'RE AT

SIDELINE

Gary Kubiak.....	Head Coach
Wade Phillips.....	Defensive Coordinator
Bill Kollar.....	Defensive Line
Joe Marciano.....	Special Teams Coordinator
John Benton	Offensive Line
Karl Dorrell.....	Quarterbacks
Dan Hammerschmidt.....	Offensive Assistant
Chick Harris	Running Backs
Reggie Herring	Linebackers
Vance Joseph.....	Defensive Backs
Larry Kirksey.....	Wide Receivers
Brian Pariani.....	Tight Ends
Cedric Smith	Head Strength & Conditioning
Matt Schiotz.....	Assistant Strength & Conditioning

COACHES BOOTH

Rick Dennison	Offensive Coordinator
Perry Carter	Assistant Defensive Backs
Bobby King.....	Assistant Linebackers
Marc Lubick	Assistant Wide Receivers
Jim Ryan.....	Assistant Offensive Line

COACHES' PRONUNCIATION GUIDE

Kubiak.....	KOO-be-ak
Kollar	KO-lar
Marciano.....	MAR-C-ah-no
Hammerschmidt	HAM-er-shmit
Lubick	LOO-bick
Pariani	PAIR-e-ah-nee
Schiotz.....	SHOTS

2012 TEXANS NOTES

Game 13 • Houston Texans at New England Patriots • Monday, Dec. 10, 2012

CLOSE ONES

Houston ranks third in the NFL in scoring differential (+130) but has had its fair share of close games. The Texans are an NFL-best 5-0 in one-score games, including a pair of overtime wins in November.

Four of the five one-score wins have come on the road, including two against division leaders Denver (AFC West) and Chicago (NFC North).

Winning close games has been a common trait among several division leaders this season. Four of the five best one-score records belong to division leaders.

RECORDS IN ONE-SCORE GAMES

Team	1-Score Record	Pct.	Overall Record	Pct.
Houston Texans	5-0	1.000	11-1	.917
Atlanta Falcons	7-1	.875	11-1	.917
Indianapolis Colts	7-1	.875	8-4	.667
Baltimore Ravens	6-2	.750	9-3	.750
Minnesota Vikings	3-1	.750	6-6	.500

HOUSTON'S ONE-SCORE GAMES IN 2012

Opponent	Week	H/A	W/L	Score
Denver Broncos	3	A	W	31-26
New York Jets	5	A	W	23-17
Chicago Bears	10	A	W	13-6
Jacksonville Jaguars	11	H	W (OT)	43-37
Detroit Lions	12	A	W (OT)	34-31

TEXANS TIME

The Texans set a franchise record with 43:17 of possession in Week 2 at Jacksonville and lead the NFL in time of possession, holding the ball an average of 34:07.

TIME OF POSSESSION

Team	Game	1st Qtr	2nd Qtr	1st Hlf	3rd Qtr	4th Qtr	2nd Hlf	OT
Hou	34:07	8:30	8:10	16:39	8:18	9:03	17:20	8:00
Pit	33:31	7:44	8:33	16:18	8:54	8:21	17:15	0:04
Chi	32:01	7:35	7:38	15:12	8:38	8:31	17:08	0:00
KC	31:35	7:58	7:44	15:42	8:33	7:01	15:33	4:29
Dal	31:30	7:52	7:41	15:33	8:49	6:56	15:44	7:18

THE DIFFERENTIAL

The Texans are second in the NFL in scoring differential at plus-130.

NFL SCORING DIFFERENTIAL

Team	1st Hlf PF	1st Hlf PA	1st Hlf Dif	2nd Hlf PF	2nd Hlf PA	2nd Hlf Dif	Tot PF	Tot PA	Tot Dif
New England	232	118	114	195	142	53	430	260	170
Houston	201	102	99	138	116	22	351	221	130
San Francisco	131	77	54	158	91	67	289	171	118
Denver	117	138	-21	232	106	126	349	244	105
Chicago	130	101	29	164	91	73	294	198	96

Houston has also outscored its opponents 201-102 in the first half of games this season. The Texans' first-half performances this year have kept the trend it began in 2011, when Houston collectively outscored opponents 217-117 in the first half, ranking second in the NFL.

GETTING BETTER OVERTIME

The Texans are the only team in NFL history to win back-to-back overtime games in a span of five days, doing so in Weeks 11 and 12. It's a rare feat on its own but especially noteworthy given the franchise's overtime history. Prior to 2012, the Texans were 1-7 in overtime games.

HOUSTON TEXANS OVERTIME HISTORY

Date	Opponent		Pts	Opp
11/23/03	New England	L	20	23
10/10/04	Minnesota	L	28	34
11/27/05	St. Louis	L	27	33
1/1/06	at San Francisco	L	17	20
12/10/06	Tennessee	L	20	26
9/28/08	at Jacksonville	L	27	30
9/19/10	at Washington	W	30	27
12/13/10	Baltimore	L	28	34
11/18/12	Jacksonville	W	43	37
11/22/12	at Detroit	W	34	31

NO RUNNING ALLOWED

The Texans have given up the fewest rushing touchdowns this season with two. Houston had a 12-game streak of not allowing a rushing touchdown dating back to Week 15 of 2011 snapped in Week 12 against Detroit.

FEWEST RUSHING TOUCHDOWNS ALLOWED, 2012

Team	Att	Yards	TD
Houston Texans	257	1,051	2
San Francisco 49ers	305	1,087	3
Chicago Bears	279	1,242	4
Arizona Cardinals	372	1,543	5
Denver Broncos	323	1,157	5
Miami Dolphins	316	1,172	5
San Diego Chargers	298	1,134	5

Since 2011, Houston has given up the fewest rushing touchdowns in the AFC and second-fewest in the NFL with 10.

FEWEST RUSHING TOUCHDOWNS ALLOWED, 2011-12

Team	Att	Yards	TD
San Francisco 49ers	658	2,323	6
Houston Texans	635	2,587	10
Miami Dolphins	728	2,702	13
San Diego Chargers	746	3,089	13
Chicago Bears	663	2,784	14

TOUGH TO SCORE ON

Houston has given up the second-lowest percentage of scoring drives in the NFL and is the toughest AFC team to score on this season at 25.2 percent (39-of-155).

OPPONENT SCORING EFFICIENCY

Team	Opp Drives	TD Drives	TD Eff.	FGs Made	FG Eff.	Scoring Drives	Scoring Efficiency
San Francisco	135	15	11.1	16	11.9	31	23.0
Houston	155	22	14.2	17	11	39	25.2
Arizona	156	21	13.5	19	12.2	40	25.6
Chicago	146	18	12.3	20	13.7	38	26.0
Cleveland	151	28	18.5	16	10.6	44	29.1

2012 TEXANS NOTES

Game 13 • Houston Texans at New England Patriots • Monday, Dec. 10, 2012

MAX PROTECT

The Texans are tied for allowing the fewest sacks in the NFL this season with 15.

2012 NFL FEWEST SACKS ALLOWED

TEAM	SACKS	YARDS
Houston	15	-120
New York Giants	15	-98
Denver	16	-98
Tampa Bay	17	-116
New England	19	-128



The @HoustonTexans and N.Y. Giants have allowed the fewest sacks in the @NFL this season: 15. #Texans

SACK TOWN

Houston is third in the NFL with 36 sacks. In 2011, the Texans were third in the AFC and sixth in the NFL with a franchise-record 44 sacks.

2012 AFC SACK LEADERS

TEAM	SACKS	YARDS
Cincinnati	39	-257
Denver	38	-258
Houston	36	-214
Green Bay	34	-222
St. Louis	34	-212

TEXANS RETURN SACK-HAPPY YOUTH MOVEMENT

The Texans' turnaround on defense in 2011 relied heavily on young talent, especially when it came to pressuring the quarterback. Of Houston's franchise-record 44 sacks in the regular season, 31.5 (71.6 percent) came from players with three years of experience or less.

Houston returned 10 of the 12 players who had sacks on the 2011 team. Those players accounted for 87.5 percent (38.5 of 44 sacks) of Houston's sacks a year ago. Twenty-seven-and-a-half of the Texans' 36 sacks (76.4 percent) this season have come from players with four years or less experience.

HOUSTON'S 2012 SACK BREAKDOWN BY EXPERIENCE

Player	Sacks	Yards	Exp	Age
J.J. Watt	15.5	98.5	2	23
Antonio Smith	5.0	35.0	8	31
Whitney Mercilus	5.0	9.0	R	22
Brooks Reed	2.5	11.5	2	25
Connor Barwin	2.0	8.0	4	26
Tim Jamison*	1.0	12.0	4	26
Glover Quin	1.0	8.0	4	26
Danieal Manning	1.0	0.0	7	30
Barrett Ruud	1.0	8.0	8	29
TEAM	1.0	12.0	-	-
Bradie James	0.5	4.0	10	31
Brice McCain	0.5	4.0	4	25
Total	36.0	214.0	4.8	26.7

* Placed on Injured Reserve

DEFENSE CONTROLLING THE CLOCK?

Houston leads the NFL in time of possession at 34:09 per game. It's a statistic that is often equated with a team's proficiency in sustaining drives. In the Texans' case, it's also a measure of how the defense keeps the opposition off the field.

The Texans have only allowed eight drives of five minutes or longer in 155 possessions this season.

FIVE-MINUTE DRIVES ALLOWED

Team	Poss.	Drives	TDs	Points
Houston	155	8	3	27
Kansas City	133	11	6	54
Chicago	146	12	3	29
Denver	146	12	5	43
New England	142	13	5	46

HERE'S WHY

The Texans control the clock because their defense has been able to get off the field. Houston leads the NFL in third-down efficiency, holding opponents to a 28.4 percent conversion rate (46-of-162). The Texans have forced an NFL-high 67 third-and-10-plus situations this season. Houston has forced 43 three-and-outs to rank second in the NFL.

OPPONENT THIRD-DOWN CONVERSION SUMMARY

CFL SCHEDULE THIRD DOWN CONVERSION SUMMARY																							
	Total			1		2		3		4		5		6		7		8		9		10+	
Team	M	A	Pct.	M	A	M	A	M	A	M	A	M	A	M	A	M	A	M	A	M	A	M	A
Hou	46	162	28.4	9	11	5	10	3	14	1	8	6	19	4	10	2	8	1	5	2	10	13	67
SF	50	162	30.9	13	21	3	18	3	9	4	12	4	10	5	13	3	9	3	15	2	8	10	47
Den	56	170	32.9	11	15	4	13	5	16	9	16	4	14	0	8	4	10	6	16	1	10	12	52
Pit	50	148	33.8	10	16	6	9	6	15	4	14	4	14	3	9	1	12	5	10	3	8	8	41
Ari	57	166	34.3	9	19	4	13	7	12	0	6	4	15	11	24	1	3	4	10	6	12	11	52



The @HoustonTexans lead the NFL in 3rd-down defense at 28.4% (46-of-162). #Texans

< 200

Since Defensive Coordinator Wade Phillips has taken control of Houston's defense in 2011, the Texans have held opponents to 200 yards or less in a game five times, including a franchise-low 117 yards allowed against Jacksonville in Week 2.

GAMES HOLDING OPPONENTS TO 200 YARDS OR LESS, 2011-12

Houston	5
Pittsburgh	4
Baltimore	3
Seattle	3
San Francisco	3
Chicago	2
Dallas	2



The @HoustonTexans have held 5 opponents to less than 200 yards with @sonofbum as D-Coordinator. #Texans

2012 TEXANS NOTES

Game 13 • Houston Texans at New England Patriots • Monday, Dec. 10, 2012

TEXANS' D PICKS UP WHERE IT LEFT OFF



Phillips

Houston's defense has maintained its level of play from its first year under the guidance of Defensive Coordinator **Wade Phillips**, when it ranked second in total defense in 2011. The defense is ranked sixth in the NFL, holding opponents to 319.7 yards per game.

The Texans' defense posted one of the best performances in franchise history in Week 2 at Jacksonville, holding the Jaguars to a record-low 117 yards of offense.

Houston also held Baltimore to less than 200 yards in Week 7, marking the fifth time it has done so under Phillips.

Below are some notable facts about the Texans' defense this season:

- Leads the NFL in:
 - Five-minute drives allowed: 8
 - 10-play drives allowed: 12
 - Opponent time of possession: 25:53
 - Third-down efficiency: 28.4% (46-162)
 - Passes defended: 100
 - Rushing touchdowns allowed: 2
- Leads AFC rushing defense: 87.6 - Second in NFL
- Second in the NFL in scoring differential: +10.8

Since 2011, the Texans are third in the NFL in total defense (301.5) and pass defense (209.1), second in rush defense (92.4) and third in points allowed (17.8). The Texans' defense leads the NFL in pass completion percentage (52.4) and opponent passer rating (72.0) since 2011. Houston's 80 sacks over the last two years ranks second in the NFL.

RUSHING UNDER DENNISON



Dennison

For the second consecutive season, offensive coordinator **Rick Dennison** orchestrated a running game that set a franchise rushing record. The Texans ranked second in the NFL with 153.0 rushing yards per game and set a franchise record with 2,448 rushing yards in 2011. That total bested the previous record of 2,042 set in Dennison's first year directing the offense in 2010.

Dennison has helped direct a top-10 run game in nine of the last 11 seasons in Denver and Houston as either an offensive line coach or offensive coordinator.

TEAM RUSHING UNDER DENNISON

Year	Team	Position	Att.	Yds	Avg.	Rnk
2001	Denver	Offensive Line	481	1,877	3.9	10
2002	Denver	Offensive Line	457	2,266	5.0	5
2003	Denver	Offensive Line	543	2,629	4.8	2
2004	Denver	Offensive Line	534	2,333	4.4	4
2005	Denver	Offensive Line	542	2,539	4.7	2
2006	Denver	Off. Coordinator	488	2,152	4.4	8
2007	Denver	Off. Coordinator	429	1,957	4.6	9
2008	Denver	Off. Coordinator	287	1,862	4.8	12
2009	Denver	Offensive Line	440	1,836	4.2	18
2010	Houston	Off. Coordinator	423	2,042	4.8	7
2011	Houston	Off. Coordinator	546	2,448	4.5	2
2012	Houston	Off. Coordinator	350	1,710	4.1	6



#Texans OC Rick Dennison has been a part of 5 top-5 rushing offenses in 12 years as an OC or OL coach.

OT WIN PRODUCES STATISTICAL MILESTONES

Houston's 43-37 win against Jacksonville in Week 11 produced some rare statistical milestones:

- Houston's 653 yards of total offense were the most in an NFL game since 1990 and were the third-most in a League game since the AFL-NFL merger in 1970.

SINGLE-GAME TOTAL OFFENSE

Team	Date	Opp	Rush Yds	Pass Yds	Total Yds
Washington Redskins	11/4/90*	Det	194	482	676
San Diego Chargers	12/20/82	Cin	175	486	661
Houston Texans	11/18/12*	Jac	149	504	653
Pittsburgh Steelers	11/10/02*	Atl	182	463	645
New England Patriots	9/12/11	Mia	106	516	622

* Overtime game

- The Texans tied the NFL record for most first downs in a game in NFL history with 39. Houston's 26 passing first downs tied for the third-most in League history.

SINGLE-GAME FIRST DOWNS

Team	Date	Opp	Tot 1st	Rush 1st	Pass 1st	Pen 1st
Houston Texans	11/18/12	Jac	39	10	26	3
New York Jets	11/27/88	Mia	39	13	23	3
Detroit	9/23/12	Ten	36	11	23	2
Jacksonville	10/20/96	StL	36	10	24	2
Kansas City	10/24/04	Atl	36	21	14	1
New Orleans	10/23/11	Ind	36	16	19	1
New Orleans	12/18/11	Min	36	9	23	4
San Francisco	10/18/98	Ind	36	9	22	5

- QB **Matt Schaub**'s 527 yards passing were second only to **Norm Van Brocklin**'s 554 against the New York Yanks on Sept. 28, 1951. Since the merger, no one has thrown for as many yards as Schaub did Sunday, save for another Houston quarterback, former Oiler **Warren Moon**, in 1990.

SINGLE-GAME PASSING YARDS (1970-2012)

Player	Date	Tm	Opp	Att	Cmp	Yds	TD
Matt Schaub	11/18/12	Hou	Jac	55	43	527	5
Warren Moon	12/16/90	Hou	KC	45	27	527	3
Boomer Esiason	11/10/96	Ari	Was	59	35	522	3
Dan Marino	10/23/88	Mia	NYJ	60	35	521	3
Matthew Stafford	1/1/12	Det	GB	59	36	520	5

- WR **Andre Johnson**'s 273 yards receiving were the seventh-most in NFL history and the most by a player since 2000.

SINGLE-GAME RECEIVING YARDS

Player	Date	Tm	Opp	Rec	Yds	Avg	TD
Flipper Anderson	11/26/89	LAN	NO	15	336	22.4	1
Stephone Paige	12/22/85	KC	SD	8	309	38.6	2
Jimmy Smith	9/10/00	Jac	Bal	15	291	19.4	3
Jerry Rice	12/18/1995	SF	Min	14	289	20.6	3
John Taylor	12/11/1989	SF	LAN	11	286	26.0	2
Terrell Owens	12/17/2000	SF	Chi	20	283	14.2	1
Andre Johnson	11/18/2012	Hou	Jac	14	273	19.5	1

2012 TEXANS NOTES

Game 13 • Houston Texans at New England Patriots • Monday, Dec. 10, 2012

O-LINE LEADING THE WAY

Houston's offensive line has blocked for 25 100-yard rushing performances since the start of the 2010 season, the most in the NFL in that time. The Texans' line blocked for eight 100-yard performances in 2010, 11 in 2011 and six thus far in 2012. Houston was 7-2 in 2011 when having a 100-yard rusher.

100-YARD RUSHING PERFORMANCES, 2010-12

Team	100-Yard Games
Houston	25
Minnesota	17
Jacksonville	16
Atlanta	16
Tennessee	16
Philadelphia	16

TEXANS ON THE OFFENSIVE

The Texans posted two of the top-five offensive performances in franchise history in overtime wins against Jacksonville in Week 11 and at Detroit in Week 12, including a franchise-record 653 yards against the Jaguars.

Houston's output against Jacksonville was the most by a team since 1990 and the third-most since the 1970 AFL-NFL merger. Four of Houston's top-five offensive performances have come on the road.

TOP 5 OFFENSIVE PERFORMANCES IN TEXANS FRANCHISE HISTORY

Date	Opp	W/L	Score	Tot Yds	Rush Yds	Pass Yds
11/18/12	Jacksonville	W	43-37 (OT)	653	149	504
12/7/08	at Green Bay	W	24-21	549	141	408
9/19/10	at Washington	W	30-27 (OT)	526	58	468
10/23/11	at Tennessee	W	41-7	518	222	296
11/22/12	at Detroit	W	34-31 (OT)	501	205	296



The @HoustonTexans posted the most offensive yards in a game since 1990 with 653 against the Jaguars in Week 11. #Texans

SCHAUB NAMED PLAYER OF THE WEEK

QB Matt Schaub was named AFC Offensive Player of the Week following his performance vs. Jacksonville on Nov. 18. It was the fourth time Schaub has won the award in his career and the 10th time a Texans player has garnered the honor. He was also named the FedEx Air Player of the Week for the second time in his career.

Schaub orchestrated an historic performance against the Jaguars by throwing for 527 yards, which tied for the second-most passing yards in a game in NFL history. Schaub's 43 completions on 55 attempts tied for the second-most completions in a game in NFL history. He also threw a franchise-record five touchdown passes, including the 48-yard game-winner to Andre Johnson in overtime.

Led by Schaub, the Texans tied an NFL record with 39 first downs, gained a franchise-record 653 yards of total offense and tied a franchise mark with 43 points. Schaub's two touchdown passes and 183 passing yards in the fourth quarter helped the Texans overcome a 14-point deficit. He directed his fourth career game-tying drive to send the game into overtime and then powered the Texans to a 43-37 win following the ninth game-winning drive of his career.

THE BIG THREE REUNITED



Foster



Johnson

QB Matt Schaub, WR Andre Johnson and RB Arian Foster were on the field at the same time for 40 of Houston's 70 offensive snaps in Week 1 against Miami. That's normally not that big of a deal.

But considering Schaub, Johnson and Foster were on the field together for just 45 of the team's 1,046 plays last season--4.3 percent of the time, it was a big deal.

Houston's top three offensive weapons were on the field together for the first time since Week 4 of the 2011 season, a span of 12 regular season games and two post-season games. The trio combined to account for all three Texans touchdowns against the Dolphins and 331 of the team's 337 net yards (98.2 percent).

Foster missed last year's season opener with a hamstring injury and only played in the first half of the Week 2 matchup at Miami. He then sat out the Week 3 game at New Orleans.

Johnson went down with his own hamstring injury in the first half of the Week 4 contest against Pittsburgh, which was also the first time Foster was at full strength and played an entire game. Johnson's injury kept him sidelined him for the next six weeks.

Schaub was lost for the remainder of the 2011 season after suffering a Lisfranc injury in Week 10 at Tampa Bay, two weeks prior to Johnson's return.

SCHAUB SIGNS EXTENSION



Schaub

QB Matt Schaub signed a contract extension on Saturday, Sept. 8. He reaffirmed why he got that extension in the season opener against Miami the following day.

Schaub completed 20-of-31 passes for 266 yards, one touchdown and no interceptions for a 102.5 passer rating in the 30-10 win.

Acquired via trade from the Atlanta Falcons on March 22, 2007, Schaub has started 75 games as the Texans signal caller and thrown for 19,758 yards and 111 touchdowns in that time. He owns the franchise records for most 300-yard games (25), career passer rating (94.0), passing yards, passing touchdowns, completions (1,627) and wins (42).

Schaub is only one of 12 quarterbacks in NFL history to pass for 4,000-yards in back-to-back seasons and one of eight to throw for 9,000 combined yards in consecutive seasons. He won 70 percent of his starts in 2011 before a Lisfranc injury in Week 10 at Tampa Bay landed him on IR. He finished the year with 2,479 yards, 15 touchdowns and only six interceptions. While at the helm, the Texans offense ranked seventh in the NFL, averaging 396.2 yards per game.

The 2010 Pro Bowl MVP led the NFL with 4,770 passing yards in 2009. He ranks seventh in NFL history with a 64.4 completion percentage. Since taking over as the Texans starter, the Pennsylvania native ranks in the top 10 in the NFL in passer rating, passing yards, completion percentage, completions and passes of 25-plus yards.



The @HoustonTexans have won the possession battle in all but on game this season and lead the NFL in TOP at 34:07 #Texans

2012 TEXANS NOTES

Game 13 • Houston Texans at New England Patriots • Monday, Dec. 10, 2012

2012 MILESTONES REACHED

TE OWEN DANIELS

- Made his 300th career reception against Miami in Week 1.
- Surpassed 4,000 career receiving yards against Green Bay in Week 6.

ILB TIM DOBBINS

- Played in his 100th career game in Week 9 against Buffalo.

RB ARIAN FOSTER

- Became the second Texans position player, along with WR Andre Johnson, to score more than 300 points when he scored his first touchdown against Miami in Week 1.
- Surpassed RB Domanick Williams' franchise rushing record of 3,195 yards on a 9-yard run in the second quarter at Jacksonville in Week 2.
- Surpassed 5,000 scrimmage in Week 5 at the New York Jets to become the third-fastest player in NFL history to reach the mark, doing so in his 40th career game. Only Edgerrin James (36) and Eric Dickerson (39) did so in fewer games.
- Surpassed 4,000 career rushing yards in Week 11 vs. Jacksonville.
- Became the third undrafted player in NFL history with three consecutive 1,000-yard rushing seasons.

K SHAYNE GRAHAM

- Became the 45th kicker in NFL history to score 1,000 points with a 33-yard field goal in the fourth quarter against Tennessee in Week 4.
- Kicked his 350th career extra point in Week 9 vs. Buffalo.

WR ANDRE JOHNSON

- Caught his 500th pass under Head Coach Gary Kubiak against Miami in Week 1.
- Became the first player in Texans history to play 10 seasons with the team when he took the field against Miami in Week 1.
- Surpassed 7,000 yards receiving under Kubiak in Week 3 at Denver.
- Became the sixth-fastest player in NFL history to reach 10,000 yards receiving against Green Bay in Week 6.
- Set an NFL record with a combined 461 yards receiving in Weeks 11-12.
- Started the 129th game of his career in Week 7 vs. Baltimore to move him past K Kris Brown into first place on the franchise's all-time games played list.

QB MATT SCHAUB

- Completed his 1,500th career pass when he hit TE Owen Daniels for a 6-yard gain in the second quarter in Week 2 at Jacksonville.
- Threw his 100th career touchdown pass in Week 3 at Denver, a 60-yard scoring strike to WR Andre Johnson in the first quarter.
- Threw his 100th career touchdown pass as a Texan on a 34-yarder to TE Owen Daniels in the first quarter against the New York Jets in Week 5.

RB BEN TATE

- Surpassed 1,000 career rushing yards on a 7-yard carry in the third quarter in Week 2 at Jacksonville.

WR KEVIN WALTER

- Caught his 300th career pass as a Texan in Week 6 against Green Bay.

DE JJ WATT

- Tied a franchise record with sacks in each of the first six games of the season.
- Set the franchise single-season sack record in Week 12 at Detroit (14.5).
- Became the first NFL player in history to record 15 or more sacks and 15 or more passes defended in a season.

MIDSEASON CAPTAINS NAMED

C Chris Myers (offense) and second-year players DE J.J. Watt (defense) and FS Shiloh Keo (special teams) were voted as mid-season captains by their teammates on Nov. 7. Head Coach Gary Kubiak announced.

Myers was named a mid-season captain for the second consecutive year. He has started 76 consecutive games at center for the Texans since joining the team as part of a trade with Denver in 2008.

Watt leads the NFL with 10.5 sacks and leads the Texans with 61 tackles, 19 tackles for loss, 22 quarterback hits and 10 passes defended.

Keo has six special teams tackles this season.

Keo, Myers and Watt joined several other Texans who were named captains on Sept. 7: WR Andre Johnson and QB Matt Schaub on offense, DE Antonio Smith and ILB Brian Cushing on defense, and ILB Tim Dobbins on special teams.

2012 HOUSTON TEXANS CAPTAINS

OFFENSE	DEFENSE	SPECIAL TEAMS
WR Andre Johnson	ILB Brian Cushing (IR)	ILB Tim Dobbins
C Chris Myers*	DE Antonio Smith	FS Shiloh Keo*
QB Matt Schaub	DE J.J. Watt*	

* Voted mid-season captain

Johnson is in his sixth season as a captain, Schaub is in his fifth and Smith is in his third, while Cushing and Dobbins were voted captains mid-season last year.

MAKING THEIR DEBUTS

Seven veterans made their Texans regular season debuts against Miami in Week 1. They are listed below:

PLAYER	PREVIOUS NFL TEAM
CB Alan Ball (unrestricted free agent)	Dallas Cowboys
FB Tyler Clutts (trade)	Chicago Bears
RB Justin Forsett (unrestricted free agent)	Seattle Seahawks
K Shayne Graham (free agent)	Baltimore Ravens
T Ryan Harris (free agent)	Denver Broncos
ILB Bradie James (unrestricted free agent)	Dallas Cowboys
P Donnie Jones (unrestricted free agent)	St. Louis Rams

ILB Barrett Ruud made his Texans debut against Buffalo in Week 9 and NT Terrell McClain played his first game as a Texan in Week 11 vs. Jacksonville..

Eight rookies are on the Texans active roster and four made their NFL regular season debuts in Week 1 against Miami. They are listed below:

ROOKIE	COLLEGE
DE Jared Crick (fourth-round pick)	Nebraska
C Ben Jones (fourth-round pick)	Georgia
WR Keshawn Martin (fourth-round pick)	Michigan State
OLB Whitney Mercilus (first-round pick)	Illinois

Rookie RB Jonathan Grimes made his Texans debut against Buffalo in Week 9. Second-year WR Lestar Jean, who spent his rookie season on Injured Reserve, made his NFL regular-season debut against Miami in Week 1. Rookie third-round pick WR DeVier Posey made his NFL debut against Tennessee in Week 4.

2012 TEXANS NOTES

Game 13 • Houston Texans at New England Patriots • Monday, Dec. 10, 2012

TEXANS ROSTER FACTS

Oldest Texans player.....	K Shayne Graham, 34
Youngest Texans player.....	OLB Whitney Mercilus, 22
Most seasons as a Texan.....	Andre Johnson, 10
Most NFL seasons.....	K Shayne Graham, 11
Tallest Texans	T Andrew Gardner, 6'6"
.....	T Derek Newton, 6'6"
Shortest Texan.....	RB Justin Forsett, 5'8"
Former first round draft picks (7).....	T Duane Brown (Texans, 2008)
.....	ILB Brian Cushing (Texans, 2009) (IR)
.....	CB Kareem Jackson (Texans, 2010)
.....	CB Johnathan Joseph (Bengals, 2006)
.....	WR Andre Johnson (Texans, 2003)
.....	OLB Whitney Mercilus (Texans, 2012)
.....	DE J.J. Watt (Texans, 2011)
Native Texans (7)	FB James Casey (Azle)
.....	SS Quintin Demps (San Antonio)
.....	DE David Hunter (Houston) (IR)
.....	FS Danieal Manning (Corsicana)
.....	CB Brice McCain (Terrell)
.....	NT Earl Mitchell (Galena Park)
.....	T Wade Smith (Dallas)
Played college in Texas (6)	OLB Bryan Braman (West Texas A&M)
.....	FB James Casey (Rice)
.....	SS Quintin Demps (UTEP)
.....	DE David Hunter (Houston) (IR)
.....	FS Danieal Manning (Abilene Christian)
.....	LS Jon Weeks (Baylor)
Coaches who played in the NFL ..	Perry Carter (Ariz., KC, Oak.)
.....	Rick Dennison (Den.)
.....	Vance Joseph (NYJ, Ind.)
.....	Bill Kollar (Cin., TB)
.....	Gary Kubiak (Den.)
.....	Jim Ryan (Den.)
.....	Cedric Smith (Ariz., Wash., NO, Minn.)

TEXANS OFFSEASON PERSONNEL MOVES

FEB. 10	Karl Dorrell joined the Houston Texans coaching staff as quarterbacks coach. Dorrell brings 24 years of collegiate and professional coaching experience to the Texans, including the last four seasons with the Miami Dolphins.
FEB. 14	Veteran college coach Dan Hammerschmidt was hired as an offensive assistant. Marc Lubick was promoted to wide receivers assistant from offensive assistant. Jim Ryan was promoted to assistant offensive line coach from offensive assistant.

HOUSTON'S RAVING FANS

The Texans have played to capacity crowds at Reliant Stadium since beginning play in the NFL in 2002, **selling out all 109 preseason, regular season and postseason home games in franchise history.**

Following the 2002 season, Reliant Stadium seating was expanded to 71,054 to incorporate more "Raving Fans."

2012 HOUSTON TEXANS DRAFT CLASS

Round 1, Pick 26 (26th Overall)

Whitney Mercilus OLB 6-4 257 Illinois

Round 3, Pick 5 (68th Overall)

DeVier Posey WR 6-2 206 Ohio State

Round 3, Pick 13 (76th Overall)

Brandon Brooks G 6-5 340 Miami (Ohio)

Round 4, Pick 4 (99th Overall)

Ben Jones C 6-3 303 Georgia

Round 4, Pick 26 (121st Overall)

Keshawn Martin WR 5-11 190 Michigan St.

Round 4, Pick 31 (126th Overall)

Jared Crick DE 6-4 287 Nebraska

Round 5, Pick 26 (161st Overall)

Randy Bullock K 5-9 208 Texas A&M

Placed on IR Aug. 25

Round 6, Pick 25 (195th Overall)

Nick Mondek T 6-5 303 Purdue

Practice Squad

5 Offensive Players (2 Wide Receivers, Guard, Center, Tackle)

2 Defensive Players (Linebacker, Defensive End)

1 Special Teams Player (Kicker)

TRAINING CAMP DRAWS LARGE CROWDS

The 2012 Houston Texans Training Camp presented by XFINITY drew the largest training camp crowds in franchise history. Fans lined up to get into gates as early as 3 a.m. for the six open practices, which began at 8 a.m.

A record opening-day crowd of 5,012 showed up for practice on July 28 and a franchise-record 5,715 fans were at the July 30 practice. Below is a look at the crowds that came out to see the Texans at training camp:

2012 TRAINING CAMP CROWDS

Day	Date	Theme	Attendance
Saturday	July 28	Liberty White Out	5,012
Sunday	July 29	Deep Steel Blue	4,227
Monday	July 30	Youth Day	5,715
Wednesday	Aug. 1	Salute to Service	4,302
Friday	Aug. 3	Battle Red Day	4,951
Saturday	Aug. 4	Fan Appreciation Day	5,124

The total six-day attendance of 29,581 is the most in Texans training camp history.

GARY KUBIAK NOTES

Game 13 • Houston Texans at New England Patriots • Monday, Dec. 10, 2012

RUSHING TO WIN



Kubiak

Under head coach Gary Kubiak, the Texans have made running the ball effectively a priority, and that philosophy has been proven in the team's win-loss record since 2006.

When Houston has run the ball 30 or more times over the last seven seasons, the team is 42-5 (.894 winning pct.). By contrast, Houston is 3-30 when rushing less than 25 times. Houston ran the ball a team-record 48 times for 215 yards at Jacksonville in Week 2. The Texans were 4-1 in 2010, 9-3 in 2011 and are 10-0 in 2012 when rushing 30 or more times.

HOUSTON TEXANS RECORD BY RUSHING ATTEMPTS, 2006-12

Rushing Att.	Avg. Rush Yds	Record
30 or more	152.7	42-5
25-29	114.1	13-15
Less than 25	73.0	3-30

PRECISION PASSING

When head coach Gary Kubiak was hired in 2006, he brought with him an offensive philosophy based on a strong running game and a precision passing attack.

Since 2006, the Texans have the second-most accurate passing offense in the NFL. Texans quarterbacks have combined to complete 65.4 percent of their passes.

HIGHEST TEAM COMPLETION PERCENTAGE, 2006-12

Team	Att	Cmp	Pct	Net Yds	YPG
New Orleans Saints	4,228	2,830	66.9	31,467	291.4
Houston Texans	3,617	2,362	65.3	26,065	241.3
New England Patriots	3,821	2,490	65.2	28,493	263.8
Green Bay Packers	3,813	2,442	64.0	28,117	260.3
Dallas Cowboys	3,773	2,415	64.0	27,820	257.6

ROAD WARRIORS

The Texans have the NFL's third-best road offense since 2008, averaging 383.7 yards in their 38 road games in that time. Houston led the NFL in road offense in 2009, averaging 407.4 yards per game, and was third in 2010 with 393.9 yards per game on the road. Houston was also third in road offense in 2008 with 367.3 yards per game.

Houston ranks ninth in the NFL and is averaging 378.8 yards of total offense in six road games this season.

TOP NFL ROAD OFFENSES, 2008-12

Team	G	Tot Yds	Tot Yds/g	Rush Yds	Pass Yds
New Orleans Saints	38	15,298	402.6	4,181	11,117
New England Patriots	39	15,048	385.8	4,597	10,451
Houston Texans	38	14,580	383.7	4,556	10,024
Philadelphia Eagles	38	13,856	364.6	4,698	9,158
Dallas Cowboys	38	13,727	361.2	4,048	9,679



The @HoustonTexans own the third-best road offense in the NFL since 2008 - 383.7 yards per game. #Texans



The @HoustonTexans are 42-5 when rushing 30 or more times under Gary Kubiak since 2006. #Texans

OFFENSIVE PROWESS UNDER KUBIAK

The Houston Texans have put up some impressive offensive numbers under Head Coach Gary Kubiak since 2006. Houston is the only team in the NFL to have had their total offense, passing offense and rushing offense to each rank in the top five at least once since 2008.

The New Orleans Saints have ranked in the top five in either total offense or passing offense each year since 2008, but have not had a top-five rushing offense in that time.

OFFENSIVE PRODUCTION UNDER KUBIAK (2006-12)

Year	Total	Rank	Rush	Rank	Pass	Rank
2006	279.1	28	105.4	21	173.6	27
2007	333.6	14	99.1	22	234.4	6
2008	382.1	3	115.4	13	266.7	4
2009	383.1	4	92.2	30	290.9	1
2010	386.6	3	127.6	7	259.0	4
2011	372.1	13	153.0	2	219.1	18
2012	389.6	4	142.5	6	247.1	10
Totals	359.8	6	118.5	14	241.3	9
Since 2008	382.3	3	125.3	8	257.1	7



#Texans are the only team to have had its total offense, passing offense and rushing offense rank in the top five at least once since 2008.

INCREASED PASS PROTECTION

The improved pass protection of the offensive line has been a key reason the Houston passing attack has been one of the most dangerous in the NFL under head coach Gary Kubiak over the last six seasons.

Since 2007, Texans quarterbacks have been sacked 159 times on 3,295 pass plays, or a mere 4.83 percent of the time. That sack percentage is the seventh-lowest in the NFL during that period.

LOWEST SACK PERCENTAGE, 2007-12

Team	Pass Plays	Cmp	Gross Yds	Sk	Sk Pct
New Orleans Saints	3,769	2,458	27,807	121	3.21%
Indianapolis Colts	3,582	2,181	24,476	129	3.60%
Tennessee Titans	3,022	1,711	19,348	133	4.40%
New York Giants	3,247	1,876	22,804	146	4.50%
New England Patriots	3,457	2,164	26,022	163	4.72%
Houston Texans	3,295	2,033	24,353	159	4.83%
Atlanta Falcons	3,354	1,971	22,390	162	4.83%
Denver Broncos	3,326	1,908	22,646	176	5.29%

In comparison, Houston allowed a sack on 10.63 percent of pass plays from 2002-06, giving up 272 sacks on 2,559 plays prior to the arrival of QB Matt Schaub.

HOUSTON TEXANS SACK PERCENTAGES, 2002-06 vs. 2007-11

Years	W-L	Pass Plays	Cmp	Gross Yds	Sk	Sk Pct
2002-06	24-56	2,287	1,368	13,141	272	10.63%
2007-12	52-40	3,295	2,033	24,353	159	4.83%

ARIAN FOSTER NOTES

Game 13 • Houston Texans at New England Patriots • Monday, Dec. 10, 2012

FOSTER SINCE THE BREAKOUT



Foster

RB Arian Foster had a breakout year in 2010, leading the NFL in virtually every rushing and scrimmage yards category. He has maintained that level of play since and leads the NFL in rushing yards per game (96.1), scrimmage yards per game (129.3) and touchdowns from scrimmage since 2010 with 45.

RUSHING YARDS PER GAME, 2010-12

Player, Tm	G	Att	Yds	Avg	Lg	TD	Yds/G
A. Foster, Hou	41	888	3,942	4.4	74t	39	96.1
A. Peterson, Min	39	725	3,714	5.1	82t	32	95.2
M. Jones-Drew, Jac	36	728	3,344	4.6	59t	14	92.9
J. Charles, KC	30	464	2,605	5.6	91t	8	86.8
D. McFadden, Oak	28	475	2,226	4.7	70t	13	79.5

SCRIMMAGE YARDS PER GAME, 2010-12

Player, Tm	G	Rush Att	Rush Yds	Rec. Yds	Touch	Scrim Yds	Scrim Yds/Game
A. Foster, Hou	41	888	3,942	149	1,358	1,037	5,300
R. Rice, Bal	44	796	3,456	188	1,669	984	5,125
M. Jones-Drew, Jac	36	728	3,344	91	777	819	4,121
A. Peterson, Min	39	725	3,714	90	675	815	4,389
D. McFadden, Oak	28	475	2,226	97	851	572	3,077

TOUCHDOWNS FROM SCRIMMAGE 2010-12

Player, Tm	G	Rush TD	Rec TD	Scrim TD
A. Foster, Hou	41	39	6	45
R. Gronkowski, NE	42	1	37	38
L. McCoy, Phi	40	26	8	34
A. Peterson, Min	39	32	2	34
C. Johnson, Det	43	0	33	33

FOSTER A DIVISION LEADER

Houston Texans RB Arian Foster leads the NFL at 97.2 rushing yards per game since 2010. Foster has been particularly hard on division opponents in that time. Since 2010, Foster has averaged 112.5 rushing yards per game and has scored 14 touchdowns on the ground against AFC South opponents. No other back has posted better numbers than that against division opponents. Jacksonville's Maurice Jones-Drew is closest, averaging 105.8 yards per game.

Below is a look at the top ground producers in the NFL against their own division since 2010:

RUSHING YARDS PER GAME vs. DIVISION OPPONENTS 2010-12

Player, Tm	G	Att	Yds	Avg	Lg	TD	Yds/G
A. Foster, Hou	14	332	1,501	4.5	56	15	107.2
A. Peterson, Min	13	250	1,379	5.5	82t	9	106.1
M. Jones-Drew, Jac	13	287	1,376	4.8	59t	8	105.8
L. McCoy, Phi	13	239	1,268	5.3	60	5	97.5
D. McFadden	9	153	804	5.3	57t	4	89.3

THE ROADRUNNER

Texans RB Arian Foster leads the AFC with 1,102 rushing yards and is the first back in team history to top the 1,000-yard mark in three consecutive seasons. A large part of his success has come on the road, where he has rushed for more than 100 yards in five of six road games this season.

ARIAN FOSTER ON THE ROAD IN 2012

Date	Opponent	Att	Yds	Avg	Lg	TD
Sept. 16	Jacksonville	28	110	3.9	18	1
Sept. 23	Denver	25	105	4.2	22	0
Oct. 8	New York Jets	29	152	5.2	46	1
Nov. 11	Chicago	29	102	3.5	21	0
Nov. 22	Detroit	20	102	5.1	15	2
Dec. 2	Tennessee	14	38	2.7	7	1
AVERAGES		24.1	101.5	4.2	46	0.8

ARIAN IN THE ZONE

It's no secret who is getting the football when the Texans enter the red zone. RB Arian Foster leads the NFL in red zone rushing, carrying the ball 63 times for 173 yards and 13 touchdowns.

TOP RED ZONE RUSHERS

Player	Team	Carries	Yards	Avg	TDs	TD%
Arian Foster	Hou	63	173	2.75	13	20.6
Stevan Ridley	NE	49	129	2.63	9	18.4
Ahmad Bradshaw	NYG	35	122	3.49	5	14.3
Shonn Greene	NYJ	38	122	3.21	5	13.2
Doug Martin	TB	41	106	2.59	5	12.2

FOSTER CATCHES ON

RB Arian Foster was a formidable receiving option out of the backfield with 53 receptions for 617 yards in 2011, besting his 2010 receiving total of 604 yards. Since 2010, Foster has been one of the most effective receiving backs in the NFL with 149 receptions for 1,358 yards and six touchdowns.

MOST RECEIVING YARDS, RUNNING BACKS 2010-12

Player	Rec	Yds	Avg	Lg	TD
R. Rice, Bal	188	1,669	8.9	52	4
D. Sproles, SD-NO	196	1,665	8.5	57t	13
A. Foster, Hou	149	1,358	9.1	78t	6
M. Forte, Chi	133	1,251	9.4	89t	5
L. McCoy, Phi	166	1,142	6.9	40	8

MOST RECEPTIONS, RUNNING BACKS 2010-12

Player, Tm	Rec	Yds	Avg	Lg	TD
D. Sproles, SD-NO	196	1,665	8.5	57t	13
R. Rice, Bal	188	1,669	8.9	52	4
L. McCoy, Phi	166	1,142	6.9	40	8
A. Foster, Hou	149	1,358	9.1	78t	6
M. Forte, Chi	133	1,251	9.4	89t	5



#Texans RB @ArianFoster leads the NFL in red zone rushing with 63 carries for 173 yards and 13 TDs.



#Texans RB @ArianFoster leads the NFL in red zone rushing with 64 carries for 164 yards and 12 TDs.

ARIAN FOSTER NOTES

Game 13 • Houston Texans at New England Patriots • Monday, Dec. 10, 2012

100 AND 23

RB **Arian Foster** has 21 100-yard rushing games since becoming a full-time starter in 2010, the most in the NFL in that time. Foster set a franchise record and tied for the NFL lead with eight 100-yard games in 2010 and had seven in 2011. He has six 100-yard games in 2012. For his career, Foster has 22 100-yard games, which is a franchise record.

MOST 100-YARD RUSHING GAMES, 2010-12

Player	100-Yd Gms	Total Rush Yds
Arian Foster, Hou	21	3,942
Chris Johnson, Ten	16	3,404
Michael Turner, Atl	15	3,386
Maurice Jones-Drew, Jac	14	3,344
Adrian Peterson, Min	14	3,714

FOSTER'S 100-YARD PERFORMANCES

RB **Arian Foster** has 22 100-yard rushing games in his career. The Texans are 16-6 overall and 9-4 at home when Foster rushes for more than 100 yards.

FOSTER'S 100-YARD RUSHING GAMES, CAREER

Date	Opp	W/L	Att	Yds	Avg	Lg	TD
1/3/10	NE	W	20	119	6.0	24	2
9/12/10	Ind	W	33	231	7.0	42	3
9/26/10	Dal	L	17	106	6.2	26	0
10/3/10	at Oak	W	17	133	7.8	74t	1
11/1/10	at Ind	L	15	102	6.8	33	1
11/7/10	SD	L	27	127	4.7	15	2
11/28/10	Ten	W	30	143	4.8	37	0
12/13/10	Bal	L	20	100	5.0	16	0
1/2/11	Jac	W	31	180	5.8	56	2
10/2/11	Pit	W	30	155	5.2	42t	1
10/23/11	at Ten	W	25	115	4.6	17	2
10/30/11	Jac	W	33	112	3.4	14	1
11/6/11	Cle	W	19	124	6.5	27	1
12/4/11	Atl	W	31	111	3.6	18	1
12/18/11	Car	L	16	109	6.8	22	1
12/22/11	at Ind	L	23	158	6.9	30	1
9/16/12	at Jac	W	28	110	3.9	18	1
9/23/12	at Den	W	25	105	4.2	22	0
10/8/12	at NYJ	W	29	152	5.2	46	1
11/4/12	Buf	W	24	111	4.6	21	1
11/11/12	at Chi	W	29	102	3.5	21	0
11/22/12	at Det	W	20	102	5.1	15	2

FOSTER'S 100-YARD RECEIVING GAMES, CAREER

Date	Opp	W/L	Rec	Yds	Avg	Lg	TD
10/9/11	Oak	L	5	116	23.2	60	0
10/23/11	at Ten	W	5	119	23.8	78t	1
11/13/11	at TB	W	4	102	25.5	78t	1

TEXANS 100-YARD RUSHERS

MOST 100-YARD RUSHING GAMES, TEXANS HISTORY

Player	100-Yd Gms	Total Rush Yds
Arian Foster, 2009-11	22	4,199
Domanick Williams, 2003-05	11	3,195
Steve Slaton, 2008-11	5	1,832
Ben Tate, 2011	4	1,138
Ron Dayne, 2006-07	2	1,385
Ryan Moats, 2008-09	1	484
Wali Lundy, 2006	1	476

HOME, SWEET HOME

Houston Texans RB **Arian Foster** has been stellar at home throughout his career. In 20 starts in Reliant Stadium since the 2009 season finale, Foster has rushed for 2,184 yards on 468 carries (4.7 average) with 24 touchdowns. In addition, Foster has caught 61 passes for 546 yards. He is averaging 107.7 rushing yards per game at home and 134.4 yards from scrimmage per start at home in his career. His average rushing total at home is 7.5 yards better than the next-best back in that time (Minnesota's **Adrian Peterson**, 100.2 yards per home game).

Below is a look at Foster's game-by-game rushing totals in home starts throughout his career.

ARIAN FOSTER CAREER RUSHING TOTALS IN HOME STARTS

Date	Opp.	Att	Yds	Avg	Lg	TD	10+
1/3/10	NE	W	20	119	6.0	24	2
9/12/10	Ind	W	33	231	7.0	42	3
9/26/10	Dal	L	17	106	6.2	26	0
10/10/10	NYG	L	11	25	2.3	9	0
10/17/10	KC	W	18	71	3.9	21	2
11/7/10	SD	L	27	127	4.7	15	2
11/28/10	Ten	W	30	143	4.8	37	0
12/13/10	Bal	L	20	100	5.0	16	0
1/2/11	Jac	W	31	180	5.8	56	2
10/2/11	Pit	W	30	155	5.2	42t	1
10/9/11	Oak	L	22	68	3.1	20	0
10/30/11	Jac	W	33	112	3.4	14	1
11/6/11	Cle	W	19	124	6.5	27	1
12/4/11	Atl	W	31	111	3.6	18	1
12/18/11	Car	L	16	109	6.8	22	1
9/9/12	Mia	W	26	79	3.0	14t	2
9/30/12	Ten	W	24	86	3.6	16	1
10/14/12	GB	L	17	29	1.7	5	2
10/21/12	Bal	W	19	98	5.2	16	2
11/4/12	Buf	W	24	111	4.6	21	1
11/18/12	Jac	W	28	77	2.8	13	0
Totals	14-7	496	2,261	4.6	56	24	57
Average		23.6	107.7	4.6	-	1.1	2.7

FOSTER LIKES THE NATIONAL STAGE

Arian Foster is certainly no stranger to national attention after leading the NFL in rushing in 2010 and becoming one of the top picks in fantasy football drafts around the country the last two years.

Foster knows how to seize the spotlight in nationally-televised games as well. Counting last year's playoffs, he has run for more than 100 yards in eight of his nine national TV outings and is averaging more than 120 yards per game on national TV.

ARIAN FOSTER ON NATIONAL TELEVISION

Date	Opponent	Att	Yds	Avg	Lg	TD
Mon., Nov. 1, 2010	Indianapolis	15	102	6.8	33	1
Thurs., Dec. 2, 2010	Philadelphia	22	83	3.8	29	1
Mon., Dec. 13, 2010	Baltimore	20	100	5.0	16	0
Thurs., Dec. 22, 2011	Indianapolis	23	158	6.9	30	1
Sat., Jan. 7, 2012	Cincinnati*	24	153	6.4	42t	2
Sun., Jan. 15, 2012	Baltimore**	27	132	4.9	28	1
Mon., Oct. 8, 2012	New York Jets	29	152	5.2	46	1
Sun., Nov. 11, 2012	Chicago	29	102	3.5	21	0
Thurs., Nov. 22, 2012	at Detroit	20	102	5.1	15	2
AVERAGES		23.2	120.4	5.2	46	1.0

* AFC Wild Card Playoff

** AFC Divisional Playoff

ARIAN FOSTER NOTES

Game 13 • Houston Texans at New England Patriots • Monday, Dec. 10, 2012

FOSTER A DUAL THREAT

RB Arian Foster is one of the NFL's most complete running backs and he's got the numbers to prove it. Foster is the fifth player in NFL history to have at least 1,000 rushing yards and 600 receiving yards in back-to-back seasons. In 13 games in 2011, Foster rushed for 1,224 yards and caught 53 passes for 617 yards.

The last player to post consecutive 1,000-600 seasons was Philadelphia's Brian Westbrook in 2006-07.

ARIAN FOSTER AND BACK-TO-BACK 1,000-600 YARD PERFORMERS

Player	Year Tm	Rush Yards	Rush TD	Rec Yards	Rec TD	Scrim Yards	Scrim TD
Arian Foster	2010 Hou	1,616	16	604	2	2,220	18
Arian Foster	2011 Hou	1,224	10	617	2	1,841	12
Brian Westbrook	2006 Phi	1,217	7	699	4	1,916	11
Brian Westbrook	2007 Phi	1,333	7	771	5	2,104	12
Priest Holmes	2001 KC	1,555	8	614	2	2,169	10
Priest Holmes	2002 KC	1,615	21	672	3	2,287	24
Priest Holmes	2003 KC	1,420	27	690	-	2,110	27
Marshall Faulk	1998 Ind	1,319	6	908	4	2,227	10
Marshall Faulk	1999 StL	1,381	7	1,048	5	2,429	12
Marshall Faulk	2000 StL	1,359	18	830	8	2,189	26
Marshall Faulk	2001 StL	1,382	12	765	9	2,147	21
Thurman Thomas	1991 Buf	1,407	7	631	5	2,038	12
Thurman Thomas	1992 Buf	1,487	9	626	3	2,113	12

KEEPING PACE WITH THE ALL-TIME GREATS

RB Arian Foster accumulated 5,003 yards from scrimmage in his first 40 games (125.1 yards per game) as a pro, crossing the threshold in Week 5 against the New York Jets to make him the third-fastest running back in NFL history to reach the 5,000-yard mark. He reached the 5,000-yard mark faster than Hall of Famers like Jim Brown and Barry Sanders, who both hit 5,000 career scrimmage yards in their 44th games.

FASTEST RUNNING BACKS TO 5,000 SCRIMMAGE YARDS

Player	Years played	Games to 5,000	Thru 40 gms
Edgerrin James	1999-09	36	5,489
#Eric Dickerson	1983-93	39	5,202
*Arian Foster	2009-12	40	5,003
Clinton Portis	2002-10	41	4,901
LaDainian Tomlinson	2001-11	41	4,836
*Chris Johnson	2008-12	42	4,932
Herschel Walker	1986-97	42	4,775
Terrell Davis	1995-01	42	4,771
Billy Sims	1980-84	43	4,861
*Adrian Peterson	2007-12	44	4,708
#Jim Brown	1957-65	44	4,682
#Barry Sanders	1989-98	44	4,611
Jamal Lewis	2000-09	44	4,580
Ricky Williams	1999-11	44	4,526

Foster had more yards from scrimmage through 40 games than all of the NFL's all-time top 10 scrimmage yards leaders.

- Hall of Famer; * - Active player



@ArianFoster leads the @NFL with 21 100-yard rushing performances since 2010. #Texans

A RARE FEAT

RB Arian Foster became just the third running back in NFL history to rush for at least 1,600 yards and have at least 600 yards receiving in a season in 2010. Foster led the NFL with 1,616 yards and had 604 yards receiving to join LaDainian Tomlinson (2003) and Priest Holmes (2002) as the only players to accomplish the feat.

Foster is one of only seven players in NFL history to have at least 1,500 yards rushing and 600 yards receiving in NFL history and is just the second undrafted player to do so, joining Priest Holmes (twice, in 2001 and 2002).

NFL RUNNING BACKS WITH 1,500 YARDS RUSHING AND 600 YARDS RECEIVING IN A SEASON

Player, TM	Year	Rush	Rec.	Total
Arian Foster, HOU	2010	1,616	604	2,220
Steven Jackson, STL	2006	1,528	806	2,334
LaDainian Tomlinson, SD	2003	1,645	725	2,370
Priest Holmes, KC	2002	1,615	672	2,287
Priest Holmes, KC	2001	1,555	614	2,169
James Wilder, TB	1984	1,544	685	2,229
William Andrews, ATL	1983	1,567	609	2,176

FOSTER DOING IT ALL

RB Arian Foster put his rushing, receiving and scoring talents on display in Week 7 of 2011 at Tennessee, rushing for 115 yards, recording 119 yards receiving and scoring three touchdowns. He was just the fourth player since the 1970 merger to have 100 yards rushing, 100 yards receiving and three touchdowns in the same game.

100-100-3 PERFORMANCES (Since 1970)

Player, Tm	Date	Opp.	Rushing		Receiving	
			Yds	TD	Yds	TD
Priest Holmes, KC	11/24/02	at Sea	197	2	110	1
Larry Brown, Was	12/16/73	vs. Phi	150	1	105	3
Arian Foster, Hou	10/23/11	Ten	115	2	119	1
Brian Westbrook, Phi	9/23/07	Det	110	2	111	1

FOSTER SETS POSTSEASON STANDARD

RB Arian Foster rushed for 132 yards with one touchdown in the Texans' 20-13 loss at Baltimore in the AFC Divisional game and opened the playoffs with a 153-yard performances against Cincinnati in the Wild Card game. Foster totaled 285 rushing yards in his postseason debut, the most in a player's first two postseason games in NFL history.

MOST RUSHING YARDS FIRST TWO POSTSEASON GAMES IN NFL HISTORY

Player	Team	Postseason(s)	Rush Yards
Arian Foster	Houston Texans	2011	285
Duane Thomas	Dallas Cowboys	1970	278
Terrell Davis	Denver Broncos	1996, 1997	275
Eddie George	Tennessee Titans	1999	268
Shonn Greene	N.Y. Jets	2009	263
Fred Taylor	Jacksonville Jaguars	1999	248

ANDRE JOHNSON NOTES

Game 13 • Houston Texans at New England Patriots • Monday, Dec. 10, 2012

'DRE HITTING THE MARK



Johnson

WR Andre Johnson is the only player in NFL history to record at least 60 receptions in each of his first eight NFL seasons. An injury-plagued 2011 season prevented him from extending that streak to nine. He has been healthy in 2012 and has once again reached the 60-catch mark and posted his sixth 1,000-yard season.

Below is a look at Johnson's reception and yardage totals each year of his career.

ANDRE JOHNSON RECEIVING TOTALS YEAR-BY-YEAR

Year	G	Rec	Yds	Avg	Lg	TD
2003	16	66	976	14.8	46t	4
2004	16	79	1,142	14.5	54t	6
2005	13	63	688	10.9	53t	2
2006	16	103	1,147	11.1	53	5
2007	9	60	851	14.2	77t	8
2008	16	115	1,575	13.7	65	8
2009	16	101	1,569	15.5	72t	9
2010	13	86	1,216	14.1	60	8
2011	7	33	492	14.9	50	2
2012	12	74	1,114	15.1	60t	3
Totals	134	780	10,770	13.8	77t	55

STRONG NOVEMBER

WR Andre Johnson was named the AFC Offensive Player of the Month in November. Andre Johnson led the AFC in receptions (35), receiving yards (614) and yards from scrimmage (614) in helping his team to a 4-0 mark in November. He averaged 153.5 receiving yards per game and set franchise records with 14 receptions for 273 yards in an overtime win against Jacksonville in Week 11. It marked the seventh-highest receiving total in NFL history and the most yards receiving in a game in 12 years. His lone touchdown of the month was a 48-yard catch and run against the Jaguars with 2:01 remaining in overtime to win the game.

Johnson followed that performance with nine receptions for 188 yards in a Thanksgiving Day overtime win at Detroit. Johnson efforts against Jacksonville and Detroit combined for the greatest back-to-back receiving performance in NFL history at 461 yards.

The 10th-year veteran began the month with eight receptions for 118 yards in Week 9 against Buffalo. He fought through wet and soggy conditions to pull in four receptions for 35 yards in Week 10 at Chicago. Johnson's big November vaulted him from ranking 18th in receptions (34) and yards (444) to sixth (69) and third (1,058 yards), respectively in the NFL by the end of the month. He also crossed the 1,000-yard mark for the sixth time in his career.

NFL RECEIVING LEADERS FOR NOVEMBER

Player	Team	Rec	Yds	Avg	Lg	TD	Rec/G	Yds/G
Calvin Johnson	Det	32	619	19.3	53	3	8.0	154.8
Andre Johnson	Hou	35	614	17.5	48t	1	8.8	153.5
Roddy White	Atl	27	412	15.3	49	0	6.8	103.0
Dez Bryant	Dal	24	392	16.3	85t	4	6.0	98.0
A.J. Green	Cin	23	386	16.8	56t	3	5.8	96.5



#Texans WR @johnson80 set an @NFL record with a combined 461 yards receiving in Weeks 11 and 12.

JOHNSON SETS NFL MARK

WR Andre Johnson set an NFL record for receiving yards in back-to-back games with 461 in Weeks 11 and 12, according to the Elias Sports Bureau. Johnson set a Texans franchise record with 273 yards receiving on 14 receptions in an overtime win against Jacksonville on Nov. 18. He followed that performance with 188 yards on nine receptions on Nov. 22 in an overtime win at Detroit.

HIGHEST BACK-TO-BACK RECEIVING GAMES, NFL HISTORY

Player, Tm	Date	Opp	Yds	Date	Opp	Yds	Total
Andre Johnson, Hou	11/18/12	Jac	273	11/22/12	Det	188	461
Chad Johnson, Cin	11/12/06	SD	260	11/19/06	NO	190	450
John Taylor, SF	12/3/89	Atl	162	12/11/89	LAN*	286	448
Jerry Rice, SF	12/18/95	Min	289	12/24/95	Atl	153	442

* - Los Angeles Rams

Johnson's 273 yards receiving against Jacksonville in Week 11 are the seventh-most in NFL history and the most by a player since 2000.

SINGLE-GAME RECEIVING YARDS

Player	Date	Tm	Opp	Rec	Yds	Avg	TD
Flipper Anderson	11/26/89	LAN	NO	15	336	22.4	1
Stephone Paige	12/22/85	KC	SD	8	309	38.6	2
Jimmy Smith	9/10/00	Jac	Bal	15	291	19.4	3
Jerry Rice	12/18/1995	SF	Min	14	289	20.6	3
John Taylor	12/11/1989	SF	LAN	11	286	26.0	2
Terrell Owens	12/17/2000	SF	Chi	20	283	14.2	1
Andre Johnson	11/18/2012	Hou	Jac	14	273	19.5	1

JOHNSON'S AVERAGE IS EXTRAORDINARY

WR Andre Johnson has averaged 80.4 yards per game through his stellar career, which is the highest in NFL history among players with at least 100 games played.

MOST RECEIVING YARDS PER GAME, NFL HISTORY

(Minimum 100 games played)

Player	G	Rec	Yds	TD	YPG
Andre Johnson*	134	780	10,770	55	80.4
Torry Holt	173	920	13,382	74	77.4
Marvin Harrison	190	1,102	14,580	128	76.7
Jerry Rice#	303	1,549	22,895	197	75.6
Lance Alworth#	136	542	10,266	85	75.5
Larry Fitzgerald	136	749	10,265	77	75.5
Michael Irvin#	159	750	11,904	65	74.9
Anquan Boldin*	137	762	9,994	56	72.9
Terrell Owens	219	1,078	15,934	153	72.8
Sterling Sharpe#	112	595	8,134	65	72.6

* indicates active players; # indicates Hall of Fame member



#Texans WR @johnson80 has 15 games with at least 10 receptions and 100 yards, tied for the 2nd-most in @NFL history.



#Texans WR @johnson80 averages 5.82 catches/game, the most in @NFL history among players with 500 catches.

ANDRE JOHNSON NOTES

Game 13 • Houston Texans at New England Patriots • Monday, Dec. 10, 2012

ALWAYS OPEN

WR **Andre Johnson** has averaged 5.82 receptions per game in his career, the highest average in NFL history.

Since head coach **Gary Kubiak** was hired in 2006, Johnson is averaging 6.4 catches per game.

MOST RECEPTIONS PER GAME, NFL HISTORY

(Minimum 500 receptions)

Player	G	Rec	Yds	Avg	Rec/Gm
Andre Johnson*	134	780	10,770	13.8	5.82
Marvin Harrison	190	1,102	14,580	13.2	5.80
Brandon Marshall*	103	585	7,429	12.7	5.68
Anquan Boldin*	137	762	9,994	13.1	5.56
Larry Fitzgerald*	136	749	10,265	13.7	5.51
Wes Welker*	136	742	8,290	11.2	5.46

* indicates active players

80-10-100

WR **Andre Johnson** is tied with Hall of Fame WR **Jerry Rice** for the second-most games with at least 10 receptions and 100 yards receiving with 15. New England WR **Wes Welker** has an NFL record 16 such games.

MOST CAREER GAMES WITH 10+ CATCHES & 100+ YARDS SINCE 1970

Player	Career GP	10-100 Gms	Pct
Wes Welker	136	16	11.76%
Andre Johnson	134	15	11.19%
Jerry Rice	303	15	4.95%
Marvin Harrison	190	14	7.37%
Brandon Marshall	103	13	12.62%
Tim Brown	255	13	5.10%

JOHNSON JOINS EXCLUSIVE COMPANY

WR **Andre Johnson** joined the 10,000-yard club with a 75-yard performance in Week 6 against Green Bay, a feat that only six other active players have accomplished:

ACTIVE PLAYERS WITH 10,000 YARDS RECEIVING

Player	Team	Games	Rec.	Yards
Randy Moss	San Francisco	214	973	15,154
Tony Gonzalez	Atlanta	250	1,222	14,108
Reggie Wayne	Indianapolis	185	950	12,864
Steve Smith	Carolina	163	752	11,168
Andre Johnson	Houston	134	780	10,770
Larry Fitzgerald	Arizona	136	749	10,265
Donald Driver	Green Bay	203	743	10,137



#Texans WR @johnson80 is the sixth-fastest receiver in @NFL history to reach 10,000 yards, doing so in 128 games.

ANDRE REACHES 10K

WR **Andre Johnson** passed the 10,000-yard mark for his career with a 75-yard performance in Week 6 against Green Bay and now has 10,770 yards receiving for his career. He reached the mark in his 128th career game, becoming the sixth-fastest in history to do so.

FASTEST RECEIVERS TO 10,000 YARDS, NFL HISTORY

Player	Years	Games	Career Yds
Torry Holt	1999-09	116	13,382
Jerry Rice#	1984-04	119	22,895
Marvin Harrison	1996-08	122	14,580
Michael Irvin#	1988-99	123	11,904
Randy Moss*	1998-10	124	15,154
Andre Johnson*	2003-12	128	10,770
Isaac Bruce	1994-09	130	15,208
Larry Fitzgerald*	2004-12	130	10,265

Johnson passed the 9,000-yard mark with a 140-yard game against Baltimore in Week 14 of 2010 in his 114th career game. He was the sixth-fastest player in NFL history to reach 9,000 yards.

FASTEST RECEIVERS TO 9,000 YARDS, NFL HISTORY

Player	Years	Games	Career Yds
Lance Alworth#	1962-72	98	10,266
Torry Holt	1999-09	105	13,382
Randy Moss*	1998-10	107	15,154
Jerry Rice#	1984-04	108	22,895
Marvin Harrison	1996-08	112	14,580
Andre Johnson*	2003-12	114	10,770

* indicates active player

indicates members of the Pro Football Hall of Fame

HITTING THE MARKS FAST

WR **Andre Johnson** became the second-fastest player in NFL to reach 700 receptions in his career with two catches at Jacksonville in Week 12 in his 120th career game. Johnson's 700th catch was on an 8-yard pass from **T.J. Yates** in the third quarter.

FASTEST RECEIVERS TO 700 CATCHES, NFL HISTORY

Player	Years	Games
Marvin Harrison	1996-08	114
Andre Johnson*	2003-12	120
Anquan Boldin*	2003-12	123
Torry Holt	1999-10	125

Johnson caught his 600th career pass in the Week 2 overtime win at Washington in 2010, his 104th career game. **Johnson was the second-fastest receiver in NFL history to reach 600 receptions.**

Baltimore WR **Anquan Boldin** caught his 600th career reception the following week in his 98th career game to become the fastest receiver to 600 catches, moving Johnson into third place.

FASTEST RECEIVERS TO 600 CATCHES, NFL HISTORY

Player	Years	Games
Anquan Boldin*	2003-12	98
Marvin Harrison	1996-08	102
Andre Johnson*	2003-12	104
Larry Fitzgerald*	2004-12	106

* indicates active players

ANDRE JOHNSON NOTES

Game 13 • Houston Texans at New England Patriots • Monday, Dec. 10, 2012

AN ERA OF GREATNESS

Since 2007, Andre Johnson has averaged 93.2 receiving yards per game. That is by far the best in the NFL over the last six seasons, besting the second-highest average by 10 yards per game.

Johnson's five-year averages of 92.2 yards per game from 2007-11 and 93.2 yards per game from 2008-12 is greater even than that of Jerry Rice during the most productive five-year stretch of his career, from 1992-96. In that time frame, Rice caught 524 passes for 7,305 yards in 80 games, an average of 91.3 yards per game.

Below is a look at the most productive five-year stretches for some of the best receivers in NFL history:

Players	Years	GP	Rec.	Yds	YPG
Marvin Harrison	1999-03	79	563	7,594	96.1
Andre Johnson	2008-12	64	409	5,966	93.2
Andre Johnson	2007-11	62	396	5,719	92.2
Torry Holt	2000-04	80	465	7,368	92.1
Jerry Rice	1992-96	80	524	7,305	91.3
Randy Moss	1999-03	80	456	7,062	88.3

CLIMBING THE ALL-TIME CHARTS

WR Andre Johnson became the 35th player in NFL history to amass 700 receptions, doing so against Jacksonville in Week 12 in 2011. He has now caught 780 passes for 10,770 yards and 55 touchdowns in his career. His 700th career catch came on an 8-yard pass from then-rookie QB T.J. Yates in the third quarter.

Johnson is 26th on the all-time receptions list.

MOST RECEPTIONS, NFL HISTORY

Rk	Player	Years	Rec.	Yds	Avg	Lg	TD
25	Jason Witten*	2003-12 (10)	784	8,727	11.1	69	42
26	Andre Johnson*	2003-12 (10)	780	10,770	13.8	77t	55
27	Marshall Faulk	1994-05 (12)	767	6,875	9.0	85t	36
28	Chad Johnson	2001-11 (11)	766	11,059	14.4	82t	67
29t	James Lofton	1978-93 (16)	764	14,004	18.3	80t	75
29t	Eric Moulds	1996-07 (12)	764	9,995	13.1	84t	49

*indicates active players

Johnson is 30th on the all-time receiving yards list with 10,770. He became the 38th player in NFL history with 10,000 career receiving yards with a 75-yard performance in Week 6 against Green Bay. Johnson is sixth-fastest player ever to reach 10,000 receiving yards, doing so in his 128th career game.

NFL ALL-TIME RECEIVING YARDAGE

Rk	Player	Years	Rec.	Yds	Avg	Lg	TD
28	Joey Galloway	1995-10 (16)	701	10,950	15.6	81t	77
29	Gary Clark	1985-95 (11)	699	10,856	15.5	84t	65
30	Andre Johnson*	2003-12 (10)	780	10,770	13.8	77t	55
31	Stanley Morgan	1977-90 (14)	557	10,716	19.2	76t	72
32	Keyshawn Johnson	1996-06 (11)	814	10,571	13.0	76t	64



@johnson80 averages more yards per game receiving than anyone in @NFL history - 80.3. #Texans

TOPPING THE CENTURY MARK

WR Andre Johnson has 42 career 100-yard games, 34 of which have come under head coach Gary Kubiak. The Texans are 21-13 under Kubiak when Johnson tops 100 receiving yards.

JOHNSON'S 100-YARD RECEIVING GAMES, CAREER

Date	Opp.	Rec	Yds	Avg	Lg	TD
9/21/03	KC	L 7	102	14.6	43t	2
11/16/03	at Buf	W 4	122	30.5	46t	1
12/21/03	Ten	L 5	108	21.6	42	0
10/3/04	Oak	W 6	115	19.2	33	1
10/10/04	Min	L 12	170	14.2	36	2
11/21/04	GB	L 6	107	17.8	49	0
12/5/04	at NYJ	L 7	125	17.9	37	0
11/27/05	StL	L 12	159	13.3	33	1
12/24/05	Jac	L 7	119	17	53t	1
9/10/06	Phi	L 6	101	16.8	44	0
9/24/06	Was	L 11	152	13.8	53	0
10/1/06	Mia	W 9	101	11.2	30	1
10/22/06	Jac	W 8	106	13.3	35t	1
9/9/07	KC	W 7	142	20.3	77t	1
9/16/07	at Car	W 7	120	17.1	33	2
11/18/07	NO	W 6	120	20.0	73t	1
12/2/07	at Ten	L 9	116	12.9	28t	1
9/7/08	at Pit	L 10	112	11.2	24	0
10/5/08	Ind	L 9	131	14.6	39	1
10/12/08	Mia	W 10	178	17.8	61	1
10/19/08	Det	W 11	141	12.8	18	0
10/26/08	Cin	W 11	143	13.0	27	0
11/23/08	at Cle	W 10	116	11.6	22	0
12/14/08	Ten	W 11	207	18.8	65	1
12/28/08	Chi	W 10	148	14.8	43t	2
9/20/09	at Ten	W 10	149	14.9	72t	2
10/11/09	at Ari	L 8	101	12.6	21	2
10/18/09	at Cin	W 8	135	16.9	59	0
11/8/09	at Ind	L 10	103	10.3	24	0
12/13/09	Sea	W 11	193	17.5	64t	2
12/20/09	at StL	W 9	196	21.8	49	0
9/19/10	at Was	W 12	158	13.2	34t	1
10/17/10	KC	W 8	138	17.3	44	1
11/1/10	at Ind	L 7	106	15.1	28t	1
11/14/10	at Jac	L 9	146	16.2	60	1
12/2/10	at Phi	L 6	149	24.8	42	0
12/13/10	Bal	L 9	140	15.6	46t	2
9/25/11	at NO	L 7	128	18.3	48	0
9/9/12	Mia	W 8	119	14.9	29	1
11/4/12	Buf	W 8	118	14.8	34	0
11/18/12	Jac	W 14	273	19.5	48t	1
11/22/12	at Det	W 9	188	20.9	43	0



#Texans WR @johnson80 has 42 career 100-yard receiving games.

JOHNSON IN 10TH SEASON AS A TEXAN

Texans WR Andre Johnson is the only player on the Texans roster who was with the team prior to head coach Gary Kubiak's arrival in 2006. The third overall pick in the 2003 NFL Draft, Johnson surpassed former Texans K Kris Brown for the most games played with his 129th career start as a Texan in Week 7 vs. Baltimore.

Johnson has now played in 134 career games with the Texans.

ANDRE JOHNSON/MATT SCHAUB NOTES

Game 13 • Houston Texans at New England Patriots • Monday, Dec. 10, 2012

ANDRE SINCE...

WR **Andre Johnson** has played 89 games over the last seven seasons under head coach **Gary Kubiak**. In that time, he has caught 572 passes for 7,964 yards and 43 touchdowns. **Johnson's 89.5 yards per game average is the best in the NFL since 2006.**

MOST RECEIVING YARDS PER GAME, 2006-12

(min. 60 games played)

Player	G	Rec	Yds	Avg.	TD	YPG
Andre Johnson	89	572	7,964	13.9	43	89.5
Calvin Johnson	88	452	7,300	16.2	54	83.0
Reggie Wayne	108	646	8,700	13.5	48	80.6
Larry Fitzgerald	104	588	8,076	13.7	59	77.7
Wes Welker	105	713	7,856	11.0	36	74.8

Since QB **Matt Schaub** joined the Texans, Johnson's yards-per-game average is even more impressive. In 73 games over the last six seasons, Johnson has averaged 93.4 yards per contest, 10 yards higher than the next-best average.

MOST RECEIVING YARDS PER GAME, 2007-12

(min. 50 games played)

Player	G	Rec	Yds	Avg.	TD	YPG
Andre Johnson	73	469	6,817	14.5	38	93.4
Calvin Johnson	88	452	7,300	16.2	54	83.0
Roddy White	92	539	7,445	13.8	46	80.9
Brandon Marshall	88	565	7,120	12.6	40	80.9
Wes Welker	89	646	7,169	11.1	35	80.6

A LONG-AWAITED PLAYOFF DEBUT

Texans WR **Andre Johnson** is the only player on the Texans' roster who was with the team prior to head coach **Gary Kubiak's** arrival in 2006. The third overall pick in the 2003 NFL Draft, Johnson is the franchise's all-time leader with 131 regular season games played.

Johnson played in the first playoff game of his career against Cincinnati and did not disappoint the record crowd of 71,725 at Reliant Stadium. Johnson caught five passes for 90 yards, including the first postseason reception and touchdown reception in team history, both from rookie QB T.J. Yates.

TEXANS 100-YARD RECEIVERS

MOST 100-YARD RECEIVING GAMES, TEXANS HISTORY

Player	100-Yd Gms	Total Receiving Yds
Andre Johnson, 2003-12	42	10,770
Owen Daniels, 2006-12	4	4,247
Kevin Walter, 2006-12	3	4,009
Corey Bradford, 2002-05	3	1,992
Arian Foster, 2009-12	3	1,451
Joel Dreessen, 2007-11	2	1,323
Jabar Gaffney, 2002-05	1	2,009
Jacoby Jones, 2007-11	1	1,741
Andre Davis, 2007-09	1	855
Steve Slaton, 2008-11	1	811
James Casey, 2009-11	1	696
Derick Armstrong, 2003-05	1	605

SCHAUB'S STREAK



Schaub

QB **Matt Schaub** was having a Pro Bowl-caliber year in 2011 before he went down with a season-ending Lisfranc injury in Week 10 at Tampa Bay. Schaub had led the team to four consecutive wins at the time of his injury.

The ninth-year signal-caller did not let the missed time due to injury affect his performance or ability to run Houston's offense when he returned. **Schaub has led the Texans to wins in 15 of his last 16 starts, including the current six-game winning streak, and outscored opponents by an average of 31-17.** Schaub has completed 325-of-504 passes with 24 touchdowns and 10 interceptions during that span. He has only been sacked 18 times during the last 16 games while compiling a 97.4 passer rating.

MATT SCHAUB'S LAST 16 STARTS

Date	Opp.		Att	Cmp	Pct	Yds	TD	Int	Sk	Lst	Rate
10/23/11	at Ten	W, 41-7	23	18	78.3	296	2	0	0	0	147.7
10/30/11	Jac	W, 24-14	30	16	53.3	225	1	0	2	23	88.9
11/6/11	Cle	W, 30-12	23	14	60.9	119	0	1	0	0	56.3
11/13/11	at TB	W, 38-9	15	11	73.3	242	2	0	1	7	154.9
9/9/12	Mia	W, 30-10	31	20	64.5	266	1	0	2	12	102.4
9/16/12	at Jac	W, 27-7	35	26	74.3	195	0	0	0	0	87.2
9/23/12	at Den	W, 31-25	30	17	56.7	290	4	1	1	6	115.3
9/30/12	Ten	W, 38-14	28	20	71.4	202	2	0	0	0	115.5
10/8/12	at NYJ	W, 23-17	28	14	50.0	209	1	1	0	0	71.9
10/14/12	GB	L, 24-42	33	20	60.6	232	0	2	3	24	56.6
10/21/12	Bal	W, 43-13	37	23	62.2	256	2	0	2	17	100.7
11/4/12	Buf	W, 21-9	27	19	70.4	268	2	0	2	12	126.8
11/11/12	at Chi	W, 13-6	26	14	53.8	95	1	2	1	7	42.9
11/18/12	Jac	W, 43-37	55	43	78.2	527	5	2	2	23	121.7
11/22/12	at Det	W, 34-31	48	29	60.4	315	1	1	2	19	78.0
12/2/12	at Ten	W, 24-10	35	21	60.0	207	2	0	0	0	95.8
Totals	15-1		504	325	64.5	3,944	26	10	18	150	97.4

SCHAUB ON POINT

Since entering the NFL, QB **Matt Schaub** has completed 64.3 percent of his passes, which ranks seventh in NFL history and fifth among active NFL quarterbacks with 1,500 or more attempts.

HIGHEST COMPLETION PERCENTAGE, NFL HISTORY (MIN. 1,500 ATT.)

Player	Att	Cmp	Pct.	Yds
Chad Pennington	2,471	1,632	66.0	17,823
Aaron Rodgers*	2,527	1,660	65.7	20,490
Drew Brees*	5,971	3,917	65.6	44,416
Kurt Warner	4,070	2,666	65.5	32,344
Peyton Manning*	7,657	4,986	65.1	58,330
Tony Romo*	3,075	1,996	64.9	24,494
Matt Schaub*	2,692	1,732	64.3	20,998
Steve Young	4,149	2,667	64.3	33,124
Tom Brady*	5,781	3,695	63.9	43,516
Philip Rivers*	3,461	2,207	63.8	27,254

*Active players



@MSchaub8 ranks 7th in @NFL history with a 64.3 completion percentage. #Texans

MATT SCHAUB NOTES

Game 13 • Houston Texans at New England Patriots • Monday, Dec. 10, 2012

SCHAUB A ROAD WARRIOR

QB Matt Schaub has the best record of any starting quarterback on the road in the last two seasons at 9-2 and is 6-0 this season away from Reliant Stadium.

STARTING QB WINNING PCT. ON THE ROAD, 2011-12

Player, Tm	G	Wins	Losses	Ties	Pct
Matt Schaub, Hou	11	9	2	0	.818
Alex Smith, SF	12	9	3	0	.750
Tom Brady, NE	15	11	4	0	.733
Aaron Rodgers, GB	14	10	4	0	.714
Andy Dalton, Cin	14	9	5	0	.643
Matt Ryan, Atl	14	9	5	0	.643
Eli Manning, NYG	13	8	5	0	.615

Since 2009, Schaub is 16-11 on the road (.593 pct.) and has averaged 283.7 passing yards and has a 98.2 passer rating in that time, with both marks putting him among the NFL's best.

PASSER RATING ON THE ROAD, 2009-12

Player	G	Att	Cmp	Pct	Yds	Y/A	TD	Int	Rate
Aaron Rodgers	29	959	630	65.7	8,056	8.40	61	14	106.9
Peyton Manning	22	823	573	69.6	6,541	7.95	53	23	103.0
Tom Brady	31	1,103	703	63.7	8,854	8.03	68	21	101.3
Tony Romo	25	903	601	66.6	7,205	7.98	43	13	100.7
Matt Schaub	27	956	623	65.2	7,661	8.01	48	19	98.2

PASSING YARDS PER GAME ON THE ROAD, 2009-12

Player	G	Att	Cmp	Pct	Yds	Yds/G	TD	Int
Drew Brees	29	1,176	792	67.3	8,962	309.0	60	34
Peyton Manning	22	823	573	69.6	6,541	297.3	53	23
Tony Romo	25	903	601	66.6	7,205	288.2	43	13
Tom Brady	31	1,103	703	63.7	8,854	285.6	68	21
Matthew Stafford	20	817	492	60.2	5,688	284.4	33	24
Matt Schaub	27	956	623	65.2	7,661	283.7	48	19



@MSchaub8 has a 98.2 passer rating on the road since 2009. #Texans

WHERE NO.8 RANKS

Since QB Matt Schaub came to Houston in 2007, he ranks among the NFL's best in several categories:

MATT SCHAUB, 2007-12 BY CATEGORY

Category	Stat	AFC Rank	NFL Rank
Attempts	2,531	6	10
Completions	1,648	5	9
Touchdowns	113	5	11
Completion Pct.	65.1	3	5
Passing Yards	19,965	5	9
Yards Per Game	262.7	3	6
Yards per Attempt	7.89	3	5
Passer Rating	94.1	5	8



@MSchaub8 is 25-12 as a starter at Reliant Stadium. #Texans

SCHAUB MAKING HIMSELF AT HOME

QB Matt Schaub has been outstanding within the friendly confines of Reliant Stadium since joining the Texans in 2007. Schaub has a 25-12 record with a passer rating of 94.5 in 37 home starts.

MATT SCHAUB IN HOME STARTS, 2007-12

Game, Date	W/L	Att	Cmp	Yds	TD	INT	Rate
JAX, 11/18/12	W	55	43	527	5	2	121.7
BUF, 11/4/12	W	19	27	268	2	0	121.1
BAL, 10/21/12	W	37	23	256	2	0	100.7
GB, 10/14/12	L	33	20	232	0	2	56.6
TEN, 9/30/12	W	28	29	202	2	0	115.5
MIA, 9/9/12	W	31	20	266	1	0	102.4
CLE, 11/6/11	W	23	14	119	0	1	56.2
JAX, 10/30/11	W	30	16	225	1	0	88.9
OAK, 10/9/11	L	51	24	416	2	2	72.0
PIT, 10/2/11	W	21	14	138	1	0	100.9
IND, 9/11/11	W	24	17	220	1	2	78.5
JAX, 1/2/11	W	22	18	253	1	0	129.7
BAL, 12/13/10	L	62	31	393	2	2	72.8
TEN, 11/28/10	W	35	25	178	2	0	101.8
SD, 11/7/10	L	32	21	266	0	1	78.4
KC, 10/17/10	W	33	25	303	2	0	123.9
NYG, 10/10/10	L	34	16	196	0	1	53.1
DAL, 9/26/10	L	32	23	241	1	2	77.7
IND, 9/12/10	W	17	9	107	1	1	67.5
NE, 1/3/10	W	39	24	303	2	1	92.1
SEA, 12/13/09	W	39	29	365	2	1	109.5
IND, 11/29/09	L	42	31	284	2	2	87.8
TEN, 11/23/09	L	39	25	305	2	0	105.2
SF, 10/25/09	W	30	20	264	2	0	116.5
OAK, 10/4/09	W	22	11	224	1	1	82.4
JAX, 9/27/09	L	35	26	300	3	1	116.4
NYJ, 9/13/09	L	33	18	166	0	1	55.9
CHI, 12/28/08	W	36	27	328	2	0	121.1
TEN, 12/14/08	W	39	23	284	1	0	90.1
CIN, 10/26/08	W	28	24	280	3	0	144.0
DET, 10/19/08	W	31	26	267	2	0	124.1
MIA, 10/12/08	W	42	22	379	1	2	71.4
NO, 11/18/07	W	33	21	293	2	0	112.3
TEN, 10/21/07	L	9	5	23	0	0	60.9
MIA, 10/7/07	W	34	20	294	0	1	74.9
IND, 9/23/07	L	33	27	236	1	2	81.3
KC, 9/9/07	W	22	16	225	1	1	101.5
TOTALS	25-12	1,213	793	9,629	54	29	94.5
AVERAGES		32.8	21.4	260.2	1.5	0.8	93.2

Schaub has completed 65.4 percent of his passes and has averaged 260.2 yards per game at home, which ranks sixth among NFL passers in that time span.

PASSING YARDS PER GAME AT HOME, 2007-12

Player, Tm	Att	Cmp	Pct	Yds	YPG
Drew Brees	1,742	1,197	68.7	14,021	304.8
Tom Brady	1,332	895	67.2	10,587	278.6
Tony Romo	1,364	876	64.2	10,854	271.4
Aaron Rodgers	1,237	834	67.4	10,179	267.9
Peyton Manning	1,364	911	66.8	9,985	262.8
Matt Schaub	1,213	793	65.4	9,629	260.2
Eli Manning	1,553	937	60.3	11,619	252.6
Donovan McNabb	1,028	631	61.4	7,755	250.2
Philip Rivers	1,434	930	64.9	11,454	249.0
Ben Roethlisberger	1,269	819	64.5	10,189	248.5

MATT SCHAUB NOTES

Game 13 • Houston Texans at New England Patriots • Monday, Dec. 10, 2012

SCHAUB'S GAME-WINNING DRIVES

QB Matt Schaub has led the Texans on 10 game-winning drives since joining the Texans in 2007, with each covering at least 41 yards.

SCHAUB'S GAME-WINNING DRIVES

Game, Date	Score	Plays	Yards	Time	Final
at DET, 11/22/12	31-31	6	49	2:11	34-31 (OT)
JAX, 11/18/12	37-37	2	53	0:29	43-37 (OT)
PIT, 10/2/11	10-10	5	85	2:55	17-10
KC, 10/17/10	28-31	9	80	1:54	35-31
at WAS, 9/19/10	27-27	7	41	3:49	30-27 (OT)
at STL, 12/20/09	13-13	7	81	3:31	16-13
at TEN, 9/20/09	31-31	9	63	4:15	34-31
at GB, 12/7/08	21-21	9	75	1:49	24-21
MIA, 10/12/08	23-28	12	76	1:42	29-28
MIA, 10/7/07	19-19	8	59	1:32	22-19

Schaub has also led five drives that tied a game to force overtime.

SCHAUB'S GAME-TYING DRIVES

Game, Date	Score	Plays	Yards	Time	Final
DET, 11/22/12	24-31	15	97	5:43	34-31 (OT)
JAC, 11/18/12	27-34	8	90	2:18	37-34 (OT)
BAL, 12/13/10	20-28	12	95	2:21	28-34 (OT)
at WAS, 9/19/10	20-27	8	81	1:13	30-27 (OT)
at JAX, 9/28/08	24-27	9	53	1:47	27-30 (OT)

PASSING 9,000

Texans QB Matt Schaub is one of eight quarterbacks in NFL history to pass for a combined 9,000 yards over the course of two seasons. Schaub's totals of 4,770 yards in 2009 and 4,370 yards in 2010 amount to 9,140 yards, the ninth-highest two-season total in NFL history.

MOST PASSING YARDS IN BACK-TO-BACK SEASONS, NFL HISTORY

Player, TM (Yrs)	Yr 1	Yr 2	Total
Drew Brees, NO (2010-11)	4,620	5,476	10,096
Dan Fouts, SD (1980-81)	4,715	4,802	9,517
Drew Brees, NO (2007-08)	4,423	5,069	9,492
Drew Brees, NO (2008-09)	5,069	4,388	9,457
Warren Moon, HOU (1990-91)	4,689	4,690	9,379
Philip Rivers, SD (2010-11)	4,710	4,624	9,334
Dan Marino, MIA (1984-85)	5,084	4,137	9,221
Peyton Manning, IND (2009-10)	4,500	4,700	9,200
Matt Schaub, HOU (2009-10)	4,770	4,370	9,140
Tom Brady, NE (2010-11)	3,900	5,235	9,135
Drew Brees, NO (2009-10)	4,388	4,620	9,008

TEXANS 300-YARD PASSERS

MOST 300-YARD PASSING GAMES, TEXANS HISTORY

Player	300-Yd Gms	Total Passing Yds
Matt Schaub, 2007-12	25	19,965
David Carr, 2002-06	4	13,391
T.J. Yates, 2011-12	1	972

SPREADING IT AROUND

QB Matt Schaub has 119 career touchdown passes, 113 of which have come as a Texan. Here's a breakdown of who they all went to:

Player	Total TDs
Andre Johnson	31
Owen Daniels	19
Kevin Walter	18
Jacoby Jones	11
Joel Dreessen	9
Arian Foster	6
Steve Slaton	5
James Casey	4
Garrett Graham	3
Alge Crumpler*	2
Vonta Leach	2
Lestar Jean	1
Keshawn Martin	1
Andre' Davis	1
Brian Finneran*	1
David Anderson	1
Dez White*	1
Justin Griffith*	1
Roddy White*	1
Ryan Moats	1

* Denotes with Atlanta
Current Texans in bold

SCHAUB'S MILESTONE TOSSES

Below is a list of receivers who have caught some of QB Matt Schaub's noteworthy touchdown passes during his career:

1	Brian Finneran*
10	Vonta Leach
20	Andre Johnson
25	Kevin Walter
30	Andre Johnson
40	Andre Johnson
50	Jacoby Jones
60	Kevin Walter
70	Andre Johnson
75	Jacoby Jones
80	Andre Johnson
90	Owen Daniels
100	Andre Johnson
110	Garrett Graham

* Denotes with Atlanta
Current Texans in bold

OFFENSIVE PLAYER NOTES

Game 13 • Houston Texans at New England Patriots • Monday, Dec. 10, 2012

GOING OD



Daniels

TE **Owen Daniels** leads the Texans with six touchdown receptions and ranks second on the team with 50 receptions and 598 yards receiving. Daniels is tied for ninth among all tight ends in receptions and yards despite missing Week 10 with a back injury. He is fifth in the AFC in receptions and fourth in yards.

AFC TIGHT END LEADERS, 2012

Player	Rec	Yds	Avg	Lg	TD
Brandon Myers, Oak	69	721	10.4	29	4
Heath Miller, Pit	56	613	10.9	43	7
Rob Gronkowski, NE	53	748	14.1	41	10
Jermaine Gresham, Cin	51	593	11.6	55t	5
Owen Daniels, Hou	50	598	12.0	39t	6

Daniels led the Texans with 54 receptions for 677 yards and had three receiving touchdowns last season. Daniels was sixth among AFC tight ends in yards and receptions, and second with 75.9 percent of his catches going for first downs. 2011 was Daniels' first full season healthy since suffering a season-ending knee injury midway through a promising 2009 season.



#Texans TE @owendaniels is 4th among AFC TEs with 598 yards receiving.

JOINED AT THE HIP



Walter

WR **Kevin Walter** and TE **Owen Daniels** have emerged as two of the Texans' top receiving threats since both joined the team in 2006. Only WR **Andre Johnson** ranks ahead of the pair in receptions, yards and receiving touchdowns in that time.

The two currently rank second and third on Houston's all-time receptions, receiving yardage lists and receiving touchdowns list. Daniels and Walter are the second and third players in franchise history reach 300 receptions and 20 touchdowns receiving.

HOUSTON TEXANS ALL-TIME LEADERS CAREER RECEPTIONS

Player	Seasons	Rec	Yds	Avg	TD
A. Johnson	2003-12	780	10,770	13.8	55
O. Daniels	2006-12	349	4,247	12.2	26
K. Walter	2006-12	320	4,009	12.5	24
J. Gaffney	2002-05	171	2,009	11.7	7

HOUSTON TEXANS ALL-TIME LEADERS CAREER RECEIVING YARDS

Player	Seasons	Rec	Yds	Avg	TD
A. Johnson	2003-12	780	10,770	13.8	55
O. Daniels	2006-12	349	4,247	12.2	26
K. Walter	2006-12	320	4,009	12.5	24
J. Gaffney	2002-05	171	2,009	11.7	7
C. Bradford	2002-05	130	1,992	15.3	18

USING THE TIGHT ENDS

Since head coach **Gary Kubiak** took over in Houston in 2006, Texans tight ends have become become viable receiving threats in addition to solid blockers. TE **Owen Daniels** owns five of the top seven single-game receiving marks by tight ends in franchise history.

TOP RECEIVING GAMES BY TEXANS TIGHT ENDS

Player	Date	Opp	Rec	Yds	Avg	Lg	TD
Owen Daniels	11/2/08	Min	11	133	12.1	21	0
Owen Daniels	10/25/09	SF	7	123	17.6	42t	1
Joel Dreessen	10/9/11	Oak	5	112	22.4	56t	1
Owen Daniels	12/21/08	Oak	7	111	15.9	35	0
Joel Dreessen	11/21/10	NYJ	4	106	26.5	43t	1
Owen Daniels	12/11/11	Cin	7	100	14.3	27	0
Owen Daniels	10/29/06	Ten	9	99	11.0	25	2

Daniels ranks second in the Texans receiving annals with 4,247 career yards on 349 career receptions.

WHAT BROWN CAN DO FOR HOUSTON



Brown

Duane Brown had the best season of his career and one of the best seasons of any left tackle in the AFC in 2011. According to **STATS LLC**, Brown only gave up two sacks in 2011, which tied for the fewest of any full-time starter in the conference. In addition, Brown wasn't called for a holding penalty despite being on the field longer than any other left tackle in the NFL (Houston led the NFL in time of possession). In fact, Brown hasn't been called for

holding since 2008.

He earned AP All-Pro Second Team recognition and a spot on USA Today's All-Joe Team for his efforts. Through 12 games in 2012, Brown has only given up one sack, which is tied for fewest among AFC starting left tackles.

*FEWEST SACKS ALLOWED, STARTING AFC LEFT TACKLES

Player, Tm	G	GS	Sacks	Pen	Yards	Penalty Holding Calls	False Starts
Ryan Clady, Den	12	12	1.0	4	34	3	1
Duane Brown, Hou	12	12	1.0	2	8	0	2
Branden Albert, KC	11	10	1.0	4	25	1	3
Nate Solder, NE	11	11	1.5	2	15	1	1
D'Brickashaw Ferguson, NYJ	11	11	1.5	1	5	0	1

* Does not include all Week 13 results - STATS LLC updates this statistic by Thursday each week

JONES JOINS ROTATION



Jones

Rookie G/C **Ben Jones** has shown the Texans coaching staff why he started 49 games at the University of Georgia. He worked his way into the offensive line rotation at right guard in Week 2 against Jacksonville and helped the Texans rush for a season-high 215 yards on a franchise-record 48 carries.

Jones continued to rotate at right guard, seeing increased playing time at a position he hasn't really played since high school. He made his first career start at right guard in Week 7 against Baltimore and has started every game since.

OFFENSIVE PLAYER NOTES

Game 13 • Houston Texans at New England Patriots • Monday, Dec. 10, 2012

MYERS ANCHORING THE OFFENSIVE LINE



Myers


C Chris Myers has been a mainstay on the Texans offensive line since joining the team via trade from Denver in 2008. Myers has started 76 consecutive games at center for the Texans and has started 92 consecutive games going back to his days in Denver. The Texans have finished in the League's top four in total offense in three of his first four years with the team: third in 2008 (382.1 yards per game); fourth in 2009 (383.1); and third in 2010 (386.6 yards per game).

Myers earned his first Pro Bowl selection following the 2011 season and helped the Texans set a team record and rank second in the NFL with 153.0 rushing yards per game.



C @CMyers55 has started 76 consecutive games for the @HoustonTexans.

CAREER YEAR FOR CASEY



Casey

FB James Casey has set career highs with 29 receptions for 274 yards and three touchdown receptions. The former tight end moved to fullback in 2011 and responded with 18 receptions for 260 yards, most of which came prior to a pec injury that limited him for most of the season.

JAMES CASEY YEAR-BY-YEAR RECEIVING

Year	G	GS	Rec	Yds	Avg	Lg	TD
2009	15	0	6	64	10.7	32	0
2010	16	4	8	98	12.3	33	0
2011	14	7	18	260	14.4	62	1
2012	12	8	29	274	9.4	30	3
Career	57	19	61	696	11.4	62	4

FORSETT GOES THE DISTANCE

RB Justin Forsett has become an integral part of the offense since joining the team prior to training camp. Forsett ranks second on the Texans with 364 yards on 59 carries (6.2 average). His lone touchdown of the season came on a franchise-record long run of 81 yards against Detroit on Thanksgiving.

Below is a look at the longest runs in Texans franchise history.

LONGEST RUNS IN TEXANS FRANCHISE HISTORY

Player	Date	Opp	Yds	TD
Justin Forsett	11/22/12	Det	81	1
Arian Foster	10/3/10	Oak	74	1
Steve Slaton	11/16/08	Ind	71	1
Arian Foster	1/2/11	Jac	56	0
Ben Tate	1/1/12	Ten	56	0

MARTIN YIELDS HIGH RETURNS



Martin

The explosive play that Texans rookie WR Keshawn Martin displayed at Michigan State showed up at Reliant Stadium in Week 11 vs. Jacksonville. Houston's fourth-round pick posted the most combined return yards of any player in the NFL this season with 238.

Martin ran a fourth-quarter punt back 71 yards and had the Texans' longest kickoff return of the season, for 54 yards in the second quarter.

SINGLE-GAME COMBINED RETURN YARDS, 2012

Player	Date	Tm	Opp	PR Yds	KOR Yds	TotYds
Keshawn Martin	11/18	Hou	Jac	76	162	238
Joshua Cribbs	10/7	Cle	NYG	12	221	233
David Wilson	9/30	NYG	Phi	0	217	217
Marcus Thigpen	9/9	Mia	Hou	76	137	213
Marcus Thigpen	11/15	Mia	Buf	31	181	212

The rookie's big day turned out to be one of the best in Texans history, ranking third all-time.

TEXANS SINGLE-GAME COMBINED RETURN YARDS

Player	Date	Tm	Opp	PR Yds	KOR Yds	TotYds
Jerome Mathis	10/23/05	Hou	Ind	0	266	266
Jerome Mathis	11/20/05	Hou	KC	0	266	266
Keshawn Martin	11/18/12	Hou	Jac	76	162	238
Andre' Davis	12/30/07	Hou	Jac	0	234	234
Jerome Mathis	9/23/07	Hou	Ind	0	233	233

Martin also made his first career start against Jacksonville and caught his first NFL touchdown pass, a 9-yard strike from QB Matt Schaub on Houston's opening drive.

Martin leads the Texans with a 14.3 punt return average and a 24.1 kickoff return average since taking over return duties in Week 6 against Green Bay.

TATE NOT YOUR TYPICAL BACK (UP)



Tate

RB Ben Tate was kept off the field his rookie season with an ankle injury but made up for lost time with a stellar 2011 season in a backup role. Tate totaled 942 yards rushing despite only starting three games. He ranked 19th in rushing but was first among players who started less than eight games.

Below is a look at the NFL's top rushers who started less than half their team's games:

2011 TOP RUSHERS, 8 STARTS OR LESS

Player, Tm	GS	Att	Yds	Avg	Lg	TD
B. Tate, Hou	2	175	942	5.4	56	4
D. Murray, Dal	7	164	897	5.5	91t	2
J. Stewart, Car	3	142	761	5.4	32	4
B. Green-Ellis, NE	6	181	667	3.7	18	11
D. Brown, Ind	6	134	645	4.8	80t	5
R. Helu, Was	5	151	640	4.2	28t	2

OFFENSIVE/DEFENSIVE PLAYER NOTES

Game 13 • Houston Texans at New England Patriots • Monday, Dec. 10, 2012

ROOKIE QB REVIEW



Yates

QB T.J. Yates was the fifth rookie quarterback to start a game in 2011 and just the second (Minnesota's **Christian Ponder vs. Green Bay**) to get his first start against a winning team, leading Houston to a 17-10 win against Atlanta in Week 13. He was also the only rookie quarterback to start and win a playoff game in 2011, leading the Texans to a 31-10 Wild Card win against Cincinnati on Jan. 7 at Reliant Stadium.

Yates is one of only four rookie fifth-round draft picks to earn a win in his first career start since the 1970 NFL merger. The others were Arizona's **John Skelton** (2010), Chicago's **Craig Krenzel** (2004) and San Diego's **Cliff Olander** (1977).

T.J. YATES IN 2011

Date	Opp	W/L	A	C	Pct	Yds	TD	Int	Lg	Rate
11/27/11	at Jac	W	15	8	53.3	70	0	0	24	66.0
12/4/11	Atl	W	25	12	48.0	188	1	0	50	86.8
12/11/11	at Cin	W	44	26	59.1	300	2	1	27	85.4
12/18/11	Car	L	30	19	63.3	212	0	2	25	56.5
12/22/11	at Ind	L	16	13	81.3	132	0	0	29	101.0
1/1/12	Ten	L	4	4	100.0	47	0	0	15	115.6
Totals		3-3	134	82	61.2	949	3	3	50	80.7

TWO OF THE AFC'S SPECIAL PLAYERS



Ball

2012 free agent pickup CB **Alan Ball** leads the Texans and is fourth in the AFC and tied for fifth in the NFL with 12 special teams tackles despite missing Week 13 with a foot injury. Ball is followed closely by second-year OLB **Bryan Braman**. Braman, who was sidelined the first two weeks of the season with a hamstring injury, ranks second on the Texans and is tied for fifth in the AFC with 12 special teams tackles.



Braman

In Week 6 against Green Bay, Braman recorded three special teams tackles and blocked a punt in the fourth quarter that was recovered for a touchdown. It was the first blocked punt by a Texan since Jan. 1, 2006, and the first punt block recovered for a touchdown since Dec. 22, 2002.

In Week 11, against Jacksonville, Ball led the team with four special teams tackles, the most for a Texan since Kevin Bentley had four against Seattle in 2009.

AFC SPECIAL TEAMS TACKLES LEADERS

Player	Tm	Gm	Tot	S	A
Curtis Brown	Pit	12	16	13	3
Johnson Bademosi	Cle	12	15	10	5
Matthew Slater	NE	12	14	9	5
Lorenzo Alexander	Was	11	13	11	2
Alan Ball	Hou	11	13	11	2
Brendon Ayanbadejo	Bal	12	12	10	2
Bryan Braman	Hou	10	12	11	1
Ashlee Palmer	Det	12	12	11	1
Spencer Paysinger	NYG	11	12	10	2
Jason Phillips	Car	12	12	10	2
Dan Skuta	Cin	12	12	9	3
Darrell Stuckey	SD	11	12	10	2

WADE PHILLIPS YEAR-BY-YEAR

Wade Phillips has spent 20 years as a defensive coordinator and has a strong record of success in each of his previous stops. Teams with Phillips as defensive coordinator have gone 182-156-1 for a winning percentage of .537 and 10 playoff appearances, including 2011 and 2012.

WADE PHILLIPS AS DEFENSIVE COORDINATOR

Team	Year	YPG	PPG	TO	Sacks	Record
NO	1981	328.3	23.6	34	27	4-12
NO	1982	287.7	17.8	22	31	4-5
NO	1983	293.2	21.1	39	56	8-8
NO	1984	307.1	22.6	23	55	7-9
NO	1985	363.4	25.1	37	46	5-11
PHI	1986	326.5	19.5	36	53	5-10
PHI	1987	349.9	25.3	48	57	7-8
PHI	1988	362.4	19.9	44	42	10-6*
DEN	1989	275.4	14.1	43	47	11-5*
DEN	1990	334.1	23.4	25	34	5-11
DEN	1991	284.3	14.7	33	52	12-4*
DEN	1992	317.7	20.6	31	50	8-8
BUF	1995	320.5	20.9	28	49	10-6*
BUF	1996	296.1	16.6	28	46	10-6*
BUF	1997	303.3	22.9	22	48	6-10
ATL	2002	333.4	19.6	39	47	9-6-1*
ATL	2003	381.8	26.4	31	36	5-11
SD	2004	335.0	19.6	33	29	12-4*
SD	2005	309.3	19.5	20	46	9-7
SD	2006	301.6	18.9	28	61	14-2*
HOU	2011	285.7	17.4	27	44	10-6*
HOU	2012	322.6	18.4	26	36	11-1*
AVERAGES		319.1	20.4	31.7	45.1	.538

*indicates playoff appearance

WADE PHILLIPS IN YEAR ONE

Texans defensive coordinator **Wade Phillips** has made a habit of quick turnarounds everywhere he's gone and Houston is not the exception, ranking second in overall defense and third in pass defense in 2011 after ranking 30th and 32nd in those respective categories in 2010.

In each of his last five defensive coordinator positions, Phillips has helped build a team which missed the playoffs the year before into a playoff team in his first year, including Houston this season.

YEAR BEFORE PHILLIPS VS. FIRST YEAR WITH PHILLIPS

Team	Year	YPG	Rank	PPG	Rank	Record
DEN	1988	341.9	22	22.0	20	8-8
DEN	1989	275.4	3	14.1	1	11-5*
BUF	1994	323.4	17	22.3	22	7-9
BUF	1995	320.5	13	20.9	12t	10-6*
ATL	2001	365.3	30	23.6	24	7-9
ATL	2002	333.4	19t	19.6	8	9-6-1*
SD	2003	349.6	27	27.6	31	4-12
SD	2004	335.0	18	19.6	11	12-4*
HOU	2010	376.9	30	29.7	29	6-10
HOU	2011	285.7	2	17.4	4	10-6*

* indicates playoff appearances.

DEFENSIVE PLAYER NOTES

Game 13 • Houston Texans at New England Patriots • Monday, Dec. 10, 2012

CUSHING LANDS ON IR WITH TORN ACL



Cushing

Two-time captain and 2011 Team MVP ILB Brian Cushing suffered a torn ACL in Week 5 at the New York Jets, ending what looked to be another promising season. Through the first five games of 2012, Cushing led the Texans with 43 tackles and had a forced fumble and an interception.

He posted a season-high 13 tackles against Tennessee in Week 4. He had five tackles in less than two quarters of play when he went down against New York.

BRIAN CUSHING IN 2012

Date, Opp	Tackles					INTs				
	Tot	Solo	Asst	Sk	Yds	No	Yds	Lg	PD	FF
9/9 vs. Mia	9	6	3	0.0	0.0	1	1	1	1	1
9/16 at Jac	9	3	6	0.0	0.0	0	0	0	0	0
9/23 at Den	7	6	1	0.0	0.0	0	0	0	1	0
9/30 vs. Ten	13	9	4	0.0	0.0	0	0	0	0	0
10/8 at NYJ	5	3	2	0.0	0.0	0	0	0	0	0
	43	27	16	0.0	0.0	1	1	1	2	1

BRIAN CUSHING'S CAREER

Year	G	GS	Tackles					INTs				
			Tot	Solo	Asst	Sk	Yds	No	Yds	Lg	PD	FF
2009	16	16	133	85	48	4.0	30.5	4	26	20	10	2
2010	12	12	76	49	27	1.5	12.0	0	0	0	4	1
2011	16	16	114	77	37	4.0	21.0	2	5	5	5	2
2012	5	5	43	27	16	0.0	0.0	1	1	1	2	1
Totals	49	49	366	238	128	9.5	63.5	7	32	20	21	6

Cushing ranks fourth on the Texans all-time tackles list and led the team in tackles two out of his first three seasons.

ANOTHER CAREER YEAR FOR THE NINJA?



Smith

Texans DE Antonio Smith earned his first Pro Bowl trip with a career year in 2011. "The Ninja" got off to the best start of his career in the new 3-4 system with sacks in his first five games of the season and ended with a career-best 6.5 sacks in 2011, ranking second on the team. He is on his way to besting that mark with 5.0 sacks this season.

ANTONIO SMITH SACK TOTALS

Year	Team	G	GS	Sacks	Yds
2004	Arizona	2	0	0.0	0.0
2005	Arizona	11	8	3.0	16.0
2006	Arizona	16	8	2.5	9.0
2007	Arizona	16	13	5.5	35.0
2008	Arizona	16	10	3.5	24.0
2009	Houston	16	15	4.5	25.5
2010	Houston	16	16	4.0	28.0
2011	Houston	16	16	6.5	44.5
2012	Houston	12	12	5.0	35.0
Total		120	97	34.5	216.0



#Texans CB @ReemBoi25 is tied for 2nd in the AFC with 4 interceptions.

SAFETIES, IN NUMBERS



Manning

SS Danieal Manning and FS Glover Quin have patrolled the secondary with great efficiency and force in 2012, combining for 151 tackles, 2 sacks, four tackles for loss, four interceptions, 19 passes defended, five forced fumbles and one fumble recovery.

Manning and Quin have accounted for more than a quarter of the Texans tackles and interceptions this season, and half of the team's 10 forced fumbles. Both are on the way to career seasons.



Quin

Manning has already tied a career high with two interceptions. He set a single-game high with eight tackles against Tennessee in Week 4 and then matched that total against his former team on Sunday Night Football in Week 10. In addition, Manning forced a fumble on the opening defensive series in Weeks 10 and 11 and the opening overtime series in Week 12 at Detroit.

Quin, a converted cornerback, is on pace to shatter his single-season high of 85 tackles, set in 2010, with 79 through 12 games this season. He posted a career-high nine tackles against Buffalo in Week 9 and had a career-best three passes defended against Baltimore in Week 7 and again at Detroit in Week 12.

SHARPTON IMPACTS IN RETURN



Sharpton

It was a long road to recovery for ILB Darryl Sharpton. The third-year veteran suffered a season-ending quadriceps injury in Week 8 of 2011 against Jacksonville. During the rehabilitation of his quadriceps, Sharpton suffered a hip injury that placed him on the Physically Unable To Perform (PUP) List prior to training camp.

After missing the equivalent of a full season of football, Sharpton was finally activated from the PUP List on Saturday, Nov. 17. He wasted little time knocking the rust off against Jacksonville the next day, posting a then-career-high seven tackles.

He made his first start of 2012 on Thanksgiving at Detroit and tallied a career-high 13 tackles. made his first career interception last week at Tennessee. In three games, Sharpton has totaled 27 tackles.

Sharpton started six games as a rookie in 2010 and totaled 21 tackles and a sack. He saw increased action as the season progressed in 2011, before his injury.

JACKSON TURNS THE CORNER



Jackson

CB Kareem Jackson had a rough rookie year in 2010. Drafted in the first round out of Alabama, Jackson was thrust into a starting role and was the most inexperienced player on what was then the NFL's worst pass defense.

But since he's been under the guidance of second-year Defensive Backs Coach Vance Joseph, Jackson has blossomed and has more than held his own.

Jackson is tied for second in the AFC seventh in the NFL with a team-best four interceptions. He had a 63-yard interception return for a touchdown against Tennessee in Week 4. Jackson's four interceptions are a career high and his seven career interceptions tie him for fourth on the franchise's all-time list.

AFC INTERCEPTION LEADERS

Player	Team	G	Int	Yds	Avg	Long	TD
Jairus Byrd	Buf	12	5	81	16.2	45	0
Kareem Jackson	Hou	12	4	71	17.8	63t	1
Ed Reed	Bal	12	4	78	19.5	34t	1
Tavon Wilson	NE	12	4	87	21.8	45	0
Cary Williams	Bal	12	4	90	22.5	63t	1

J.J. WATT NOTES

Game 13 • Houston Texans at New England Patriots • Monday, Dec. 10, 2012

WATT AN IMPACT



Watt

Second-year DE **J.J. Watt**, the 11th overall pick in the 2011 NFL Draft out of Wisconsin, has started all 28 regular season games and two playoff games of his career and has shown a knack for making the big play.

Watt, the AFC Defensive Player of the Month for September, ranks second in the NFL with a franchise-record 15.5 sacks, and leads all defensive linemen with 15 passes defended. Watt leads the Texans with 28 tackles for loss, 32 quarterback hits, one forced fumble and two fumble recoveries, and is second on the team with a career-high 83 tackles. Watt tied a franchise record with sacks in six consecutive games to start the season. Five of the passes he has deflected have been picked off by teammates, with four of those eventually leading to scores.

J.J. WATT IN 2012

Date	Opp	Tot	Solo	Asst	Sack	Yds	TFL	QBH	FF	FR	PD
9/9	Mia	6	4	2	0.5	4.0	2	2	0	0	3
9/16	at Jac	9	6	3	1.5	11.0	2	3	0	1	2
9/23	at Den	10	7	3	2.5	11.5	4	3	0	0	0
9/30	Ten	7	5	2	2.0	17.0	3	2	0	1	0
10/8	at NYJ	9	6	3	1.0	5.0	1	2	0	0	3
10/14	GB	7	6	1	2.0	10.0	4	3	0	0	0
10/21	Bal	4	2	2	0.0	0.0	0	1	0	0	2
11/4	Buf	7	5	2	1.0	6.0	2	5	0	0	0
11/11	at Chi	2	2	0	0.0	0.0	1	1	0	0	0
11/18	Jac	10	9	1	1.0	6.0	2	3	0	0	1
11/22	at Det	6	6	0	3.0	22.0	4	5	0	0	2
12/2	at Ten	6	6	0	1.0	6.0	3	2	1	0	2
Totals		83	64	19	15.5	98.5	28	32	1	2	15

WATT SETS FRANCHISE STANDARD

Texans DE **J.J. Watt** has set a franchise record with 15.5 sacks this season to best the previous mark of 14.0, set by Mario Williams in 2007. Watt set the record with a three-sack performance against Detroit on Thanksgiving in Week 12.

HOUSTON TEXANS SINGLE-SEASON SACK LEADERS

Player	Year	Sacks	Yds
J.J. Watt	2012	15.5	98.5
Mario Williams	2007	14.0	82.5
Mario Williams	2008	12.0	82.0
Connor Barwin	2011	11.5	78.5
Mario Williams	2009	9.0	52.0

Watt also moved into second place on the franchise's all-time sack list, with 21.0, ahead of teammates DE Antonio Smith (20.0) and OLB Connor Barwin (18.0)

HOUSTON TEXANS ALL-TIME SACK LEADERS

Player	Years	Sacks	Yds
Mario Williams	2006-11	53	320.5
J.J. Watt	2011-12	21	146.0
Antonio Smith	2009-12	20	133.0
Connor Barwin	2009-12	18	129.5
Kailee Wong	2002-06	15	68.5

SACKING AND SWATTING

Texans DE **J.J. Watt**'s propensity to get his hands on quarterbacks and their passes has earned him the moniker "J.J. Swatt." Watt has already set an NFL record for a defensive lineman with 15 passes defended and ranks second in the NFL with 15.5 sacks.

2012 NFL SACK LEADERS

Player	Team	Sacks	Yds	FF	PD
Aldon Smith	SF	17.5	127.5	3	0
J.J. Watt	Hou	15.5	98.5	1	15
Von Miller	Den	15.0	100.0	5	2
Cameron Wake	Mia	10.5	69.5	1	0
John Abraham	Atl	10.0	75.0	4	5
Justin Houston	KC	10.0	69.0	1	4
DeMarcus Ware	Dal	10.0	59.5	4	0

Five of Watt's 15 passes defended have have been picked off, with four leading to Texans scores. His ability to get his hands on passes at the line of scrimmage has become one of his calling cards and also led to a pick-six for the 6-foot-5 Watt in last year's Wild Card game against Cincinnati.

Since he has come into the NFL, Watt leads all defensive linemen with 19 passes defended. Watt leads all defensive linemen in passes defended in 2012.

PASSES DEFENDED, DEFENSIVE LINEMEN (2011-12)

Player	Team	Sacks	Yds	PD
J.J. Watt	Hou	21.0	146.0	19
Calais Campbell	Ari	11.5	77.0	14
Greg Hardy	Car	12.0	88.5	12
Jason Pierre-Paul	NYG	23.0	179.0	12
Barry Cofield	Was	4.5	18.0	10
Vince Wilfork	NE	4.5	27.5	10

WATT NAMED AFC DEFENSIVE PLAYER OF THE MONTH

DE **J.J. Watt** was named the AFC Defensive Player of the Month for September after leading the NFL in sacks and helping the Texans to a 4-0 record.

Watt led Houston's defense with an NFL-best 7.5 sacks, and had 10 quarterback hits, five passes defended and two fumble recoveries. He helped the Texans defense hold opponents to League-lows of 273.0 yards per game and 14.0 points per game. He also became the first Texans player to record more than one sack in four consecutive games.

Watt opened the season with 1.5 sacks and tied a career high with three passes defended, including two that led to interceptions, against Miami. He was named AFC Defensive Player of the Week after tallying 1.5 sacks for 11 yards, a fumble recovery and two passes defended in Week 2 at Jacksonville. Watt followed that performance with 2.5 sacks for 11.5 yards and four tackles for loss in Week 3 at Denver. Watt continued his stellar play against Tennessee in Week 4 with 2.0 sacks for 17 yards, three tackles for loss and a fumble recovery.

Watt is the third Texan to win defensive player of the month honors in franchise history.



#Texans DE @JJWatt is only player to have 15 sacks and 15 passes defended in the same season since 1991.

SPECIAL TEAMS PLAYER NOTES

Game 13 • Houston Texans at New England Patriots • Monday, Dec. 10, 2012

GRAHAM'S ACCURACY



Graham

K Shayne Graham ranks fifth all-time with an 85.5 overall field goal percentage and is second all-time in field goal percentage for attempts from 40-49 yards out (79.5 percent).

Below is a look at where Graham ranks among the NFL's best kickers:

ALL-TIME FIELD GOAL PERCENTAGE

Player	Years	FGM	FGA	Pct.	XPM	XPA	Pct.	Pts.
Nate Kaeding	2004-12	180	207	87.0	349	351	99.4	889
Mike Vanderjagt	1998-06	230	266	86.5	377	379	99.5	1,067
Rob Bironas	2005-12	210	244	86.1	264	266	99.2	894
Robbie Gould	2005-12	208	243	85.6	276	277	99.6	900
Shayne Graham	2001-12	235	275	85.5	363	368	98.6	1,068
Matt Bryant	2002-12	229	272	84.2	312	316	98.7	999
Phil Dawson	1999-12	299	356	84.0	343	351	97.7	1,240
Stephen Gostkowski	2006-12	165	197	83.8	339	340	99.7	834
Matt Stover	1991-09	471	563	83.7	591	594	99.5	2,004
Ryan Longwell	1997-22	361	434	83.2	604	613	98.5	1,687

ALL-TIME FIELD GOAL PERCENTAGE (40-49 Yards)

Player	Years	FGM	FGA	Pct.	Overall			Pts.
					FGM	FGA	Pct.	
George Blanda	1949-75	335	637	52.6	*64	*73	*87.7	1,947
Shayne Graham	2001-12	235	275	85.5	62	78	79.5	1,068
Rob Bironas	2005-12	210	244	86.1	63	81	77.8	894
Mike Vanderjagt	1998-06	230	266	86.5	66	85	77.6	1,067
Shaun Suisham	2005-12	148	181	81.8	51	66	77.3	624
Olindo Mare	1997-11	350	431	81.2	87	116	75.0	1,530
John Kasay	1991-11	461	563	81.9	120	161	74.5	1,970
Doug Brien	1994-05	207	258	80.2	68	92	73.9	915
Adam Vinatieri	1996-12	408	495	82.4	109	148	73.6	1,839
Ryan Longwell	1997-11	361	434	83.2	97	132	73.5	1,687

GRAHAM IN THE CLUTCH

K Shayne Graham has come through in the clutch with seven game-tying or game-winning field goals in his career. Five of those kicks have come on the road, including a 32-yard game-winner in overtime at Detroit in Week 12. Below is a look at those instances:

SHAYNE GRAHAM'S GAME-TYING AND GAME-WINNING FGs

Date	Wk	Final	Opp.	Yds	Qtr	Time
12/5/04	13	27-26	at Bal	24	4Q	0:00
9/19/04	2	16-13	Mia	39	4Q	0:02
12/11/05	14	23-20	Cle	37	4Q	0:00
9/21/08	3	23-26	at NYG	21	4Q	0:00
10/4/09	4	23-20	at Cle	31	OT	0:04
12/20/09	15	24-27	at SD	34	4Q	0:54
11/22/12	12	34-31	at Det	32	OT	2:21

Bold indicates as a Texan



#Texans K Shayne Graham ranks fifth all-time with an 85.4 FG%.

JONES AMONG THE ELITE



Jones

Texans P Donnie Jones has posted some of the best career and season numbers in NFL history. Jones ranks fourth all-time in gross punting average (45.5) and is fourth in net punting average (39.0). He is one of only seven punters in NFL history to average 50.0 or more yards per punt in a season (50.0 in 2008).

Jones is averaging 46.7 gross yards per punt in 2012 and has a net average of 40.2 yards, both of which are franchise single-season records.

NFL ALL-TIME GROSS PUNTING AVERAGE

Player	Seasons	Punt	Blk	Yds	Avg	TB	In20	Lg
Shane Lechler	2000-12	994	4	47,297	47.6	142	314	80
Brandon Fields	2007-12	438	2	20,313	46.4	37	144	71
Andy Lee	2004-12	774	3	35,479	45.8	74	239	82
Donnie Jones	2004-12	717	3	32,602	45.5	63	222	80
Mat McBriar	2004-12	530	3	24,080	45.4	60	184	75

NFL SINGLE-SEASON GROSS PUNTING AVERAGE

Player	Yr, Tm	Punt	Blk	Yds	Avg	TB	In20	Lg
Sammy Baugh	1940, Was	35	0	1,799	51.4	-	-	85
Shane Lechler	2009, Oak	96	0	4,909	51.1	12	30	70
Andy Lee	2011, SF	78	1	3,970	50.9	9	28	68
Shane Lechler	2011, Oak	78	0	3,960	50.8	9	27	80
Brandon Fields	2012, Mia	61	0	3,086	50.6	7	22	67
Mike Scifres	2012, SD	57	2	2,859	50.2	6	22	66
Donnie Jones	2008, StL	82	0	4,100	50.0	7	20	68
Thomas Morstead	2012, NO	54	0	2,698	50.0	3	16	70

NFL ALL-TIME NET PUNTING AVERAGE

Player	Seasons	Punt	Blk	Yds	Avg	TB	In20	Lg
Brett Kern	2008-12	329	1	14,828	39.4	29	117	71
Andy Lee	2004-12	774	3	35,479	39.1	74	239	82
Dustin Colquitt	2005-12	632	3	28,151	39.0	53	238	81
Donnie Jones	2004-12	717	3	32,602	39.0	63	222	80
Shane Lechler	2000-12	994	4	47,297	38.8	142	314	80

THE LONG-SHOT LONGSNAPPER



Weeks

Texans LS Jon Weeks' route to the NFL was, in a word, circuitous. A self-described "military brat," Weeks was born in Bethpage, N.Y. and graduated from high school in Glendale, Ariz.

As a senior at Mountain Ridge High, Weeks attended a special teams camp, where he caught the eye of the coaches from Baylor University. He walked on at Baylor as a long snapper and eventually earned a scholarship.

After college, Weeks volunteered at a hospital and began a nine-week certification program to become a firefighter. Taking one last stab at his football dreams, he attended coach Gary Zauner's specialists combine and caught the attention of a Texans scout. The Texans invited Weeks for a tryout and signed him the following day, and Weeks won his roster spot during Houston's 2010 training camp.

Weeks is now in his third season with the Texans and has remained consistent at his job, totaling 433 extra-point, field-goal and punt snaps heading into Monday's game.

TEXANS COMMUNITY SCOREBOARD

Game 13 • Houston Texans at New England Patriots • Monday, Dec. 10, 2012

H-E-B SACKS FOR HUNGER

Throughout the season, the Texans defense will team up with Texas grocery chain H-E-B and the Houston Food Bank to help feed Houston's families with the H-E-B Sacks For Hunger program.

H-E-B will donate \$1,000 to the Food Bank's hunger relief efforts for every sack the Texans defense records this season. According to the Food Bank, every dollar donated can provide three full meals.

Through their play on the field this year, the "Bulls on Parade" have helped provide 108,000 meals for hungry Houstonians.

H-E-B SACKS FOR HUNGER, YEAR BY YEAR

Season	Texans Sacks	H-E-B Donation	Meals
2012	36	\$36,000	108,000
2011	53*	\$53,000	159,000
2010	30	\$30,000	90,000
2009	30	\$30,000	90,000
TOTALS	149	\$149,000	447,000

* Includes playoff games



TOUCHDOWNS FOR TREES

Once again this season, +ImageNet Consulting will partner with the Texans on the Touchdowns For Trees program.

For every offensive touchdown the Texans score this season, ImageNet will fund the purchase and installation of one tree to be planted in the city. Last season, the Texans scored 41 touchdowns and thus 41 trees were added to the Houston landscape.

Keep up with Houston's environmental revitalization courtesy of Matt Schaub, Andre Johnson, Arian Foster & co. below.

TOUCHDOWNS FOR TREES, 2012

Game, Date	Texans TDs	Trees
Miami, 9/9	3	3
at Jacksonville, 9/16	3	3
at Denver, 9/23	4	4
Tennessee, 9/30	5	5
at New York Jets, 10/8	2	2
Green Bay, 10/14	3	3
Baltimore, 10/21	5	5
Buffalo, 11/4	3	3
at Chicago, 11/11	1	1
Jacksonville, 11/18	5	5
at Detroit, 11/22	4	4
at Tennessee, 12/2	3	3
at New England, 12/10		
Indianapolis, 11/16		
Minnesota, 11/23		
at Indianapolis, 11/30		
TOTALS	41	41

HCC FIELD OF OPPORTUNITY SCHOLARSHIP PROGRAM

Through a landmark partnership, Houston Community College will provide a minimum of \$50,000 in scholarships annually to members of the Boys and Girls Club. The HCC Field of Opportunity Program, which is supported through HCC's partnership with the Houston Texans, builds on HCC's Opportunity 14 scholarships administered by the Houston Community College Foundation.

With this program, each time the Texans score 14 points, an Opportunity 14 scholarship will be awarded. And, in addition, when the Texans hold an opponent below 14 points, an Opportunity 14 Scholarship will also be awarded. The scholarships will be presented in both wins and losses – recognizing that with education there is always a winner.

HCC OPPORTUNITY 14 SCHOLARSHIPS, 2012

Game, Date	Texans	Opp.	Scholarships	Total Value
Miami, 9/9	30	10	2	\$6,000
at Jacksonville, 9/16	27	7	2	\$6,000
at Denver, 9/23	31	25	1	\$3,000
Tennessee, 9/30	38	14	1	\$3,000
at New York Jets, 10/8	23	17	1	\$3,000
Green Bay, 10/14	24	42	1	\$3,000
Baltimore, 10/21	43	13	2	\$6,000
Buffalo, 11/4	21	9	2	\$6,000
at Chicago, 11/11	13	6	1	\$3,000
Jacksonville, 11/18	43	37	1	\$3,000
at Detroit, 11/22	34	31	1	\$3,000
at Tennessee, 12/2	24	10	2	\$6,000
at New England, 12/10				
Indianapolis, 11/16				
Minnesota, 11/23				
at Indianapolis, 11/30				
TOTALS			17	\$51,000



2012 TEXANS TRANSACTIONS

Game 13 • Houston Texans at New England Patriots • Monday, Dec. 10, 2012

KEY: CFA - College Free Agent; FA - Free Agent; UFA - Unrestricted Free Agent

MARCH 5 EXTENDED the contract of LS Jon Weeks
MARCH 6 EXTENDED the contract of RB Arian Foster
MARCH 12 RELEASED QB Matt Leinart
 RELEASED FB Lawrence Vickers
 RELEASED T Eric Winston
MARCH 17 SIGNED UFA C Chris Myers (Houston)
MARCH 20 TRADED LB DeMeco Ryans to Philadelphia for draft picks.
MARCH 30 SIGNED UFA P Donnie Jones (St. Louis)
APRIL 5 SIGNED FA S Quintin Demps (Houston)
APRIL 13 SIGNED UFA LB Tim Dobbins (Houston)
 SIGNED UFA LB Bradie James (Dallas)
MAY 2 RELEASED WR Jacoby Jones
MAY 8 SIGNED FA K Shayne Graham (Baltimore)
MAY 11 SIGNED FA John Beck (Washington)
MAY 14 SIGNED fifth-round draft pick K Randy Bullock
 SIGNED fourth-round draft pick DE Jared Crick
 SIGNED fourth-round draft pick C Ben Jones
 SIGNED fourth-round draft pick WR Keshawn Martin
 SIGNED sixth-round draft pick T Nick Mondek
 SIGNED CFA TE Logan Brock
 SIGNED CFA OLB D.J. Bryant
 SIGNED CFA NT Hebron Fangupo
 SIGNED CFA FB Jason Ford
 SIGNED CFA RB Jonathan Grimes
 SIGNED CFA NT David Hunter
 SIGNED CFA WR Jerrell Jackson
 SIGNED CFA OLB Delano Johnson
 SIGNED CFA WR Dwight Jones
 SIGNED CFA QB Case Keenum
 SIGNED CFA ILB Shawn Loiseau
 SIGNED CFA WR Mario Louis
 SIGNED CFA CB Desmond Marrow
 SIGNED CFA RB Davin Meggett
 SIGNED CFA T Nathan Menkin
 SIGNED CFA DE Rennie Moore
 SIGNED CFA SS Eddie Pleasant
 SIGNED CFA DE Tracy Robertson
 SIGNED CFA TE Phillip Supernaw
 SIGNED CFA G Cody White
 SIGNED CFA ILB Greg Williams
JUNE 4 SIGNED UFA CB Alan Ball (Dallas)
 SIGNED UFA RB Justin Forsett (Seattle)
 RELEASED RB Javarris Williams
JUNE 14 SIGNED CFA DE Keith Browner
 SIGNED first-round draft pick OLB Whitney Mercilus
 SIGNED FA FB Moran Norris (San Francisco)
JULY 23 SIGNED third-round draft pick WR DeVier Posey
 PLACED rookie free agent WR Dwight Jones on the Reserve/
 Did Not Report List
JULY 24 SIGNED third-round pick G Brandon Brooks
JULY 26 RELEASED FB Jason Ford
 RELEASED CB Desmond Marrow
JULY 27 SIGNED FA ILB Keyaron Fox
 SIGNED FA WR Bryant Johnson
JULY 27 DECLARED P Brett Hartmann Active/Non-Football Illness
 DECLARED C Thomas Austin Active/Non-Football Injury
 DECLARED ILB Darryl Sharpton Active/Physically Unable to
 Perform (PUP)
JULY 28 SIGNED FA G Kasey Studdard
JULY 29 RELEASED DE Tracy Robertson
JULY 30 SIGNED FA DE Mitch King
AUGUST 4 SIGNED FA DE Jimmy Sadler-McQueen
AUGUST 9 PLACED ILB Keyaron Fox on Reserve/Injured List
 SIGNED FA ILB Omar Gaither
AUGUST 27 RELEASED C Thomas Austin
 RELEASED ILB Omar Gaither
 RELEASED P Brett Hartmann
 RELEASED WR Bryant Johnson
 RELEASED WR Mario Louis
 RELEASED RB Davin Meggett

RELEASED T Nick Mondek
 RELEASED DE Jimmy Saddler-McQueen
 RELEASED FB Derrell Smith
 RELEASED G Kasey Studdard
 RELEASED CB Torri Williams
 PLACED K Randy Bullock on the Reserve/Injured List
 PLACED ILB Darryl Sharpton on the Physically Unable to Per-
 form List (PUP).
 PLACED NT Ra'Shon Harris on the Waived/Injured List
 PLACED ILB Greg Williams on the Waived/Injured List
AUGUST 31 TRADED CB Sherrick McManis to Chicago for FB Tyler Clutts
 PLACED T Rashad Butler on the Reserve/Injured List
 PLACED WR Jerrell Jackson on the Waived/Injured List
 RELEASED TE Logan Brock
 RELEASED DE Keith Browner
 RELEASED OLB D.J. Bryant
 RELEASED NT Hebron Fangupo
 RELEASED RB Jonathan Grimes
 RELEASED NT David Hunter
 RELEASED WR Juaquin Iglesias
 RELEASED OLB Delano Johnson
 RELEASED QB Case Keenum
 RELEASED DE Mitch King
 RELEASED OLB Shawn Loiseau
 RELEASED WR Jeff Maehl
 RELEASED T Nathan Menkin
 RELEASED OLB Rennie Moore
 RELEASED S Troy Nolan
 RELEASED S Eddie Pleasant
 RELEASED TE Phillip Supernaw
 RELEASED C Cody Wallace
 RELEASED G Cody White
SEPT. 1 RELEASED G Shelley Smith
SEPT. 2 SIGNED FA T Ryan Harris
 SIGNED RB Jonathan Grimes to the Practice Squad
 SIGNED NT David Hunter to the Practice Squad
 SIGNED OLB Delano Johnson to the Practice Squad
 SIGNED QB Case Keenum to the Practice Squad
 SIGNED WR Jeff Maehl to the Practice Squad
 SIGNED S Eddie Pleasant to the Practice Squad
 SIGNED TE Phillip Supernaw to the Practice Squad
SEPT. 3 SIGNED G Cody White to the Practice Squad
SEPT. 26 SIGNED RB Davin Meggett to the Practice Squad
OCT. 3 RELEASED QB John Beck
 SIGNED FA SS Troy Nolan
OCT. 10 PLACED ILB Brian Cushing on Reserve/Injured List
 RELEASED WR Trindon Holliday
 SIGNED FA ILB Barrett Ruud
 SIGNED CFA G Cody White from the Practice Squad
OCT. 11 SIGNED CFA ILB Cameron Collins to the Practice Squad
OCT. 16 PLACED DE Tim Jamison on the Reserve/Injured List
 SIGNED CFA DE David Hunter to the Active Roster
OCT. 17 SIGNED FA DT Lamar Divens to the Practice Squad
OCT. 18 PLACED TE Phillip Supernaw on Practice Squad/Injured
 SIGNED CFA TE Logan Brock to the Practice Squad
OCT. 24 PLACED DE David Hunter on Reserve/Injured List
OCT. 29 SIGNED FA NT Terrell McClain
 SIGNED T Nick Mondek to the Practice Squad
 SIGNED DE Keith Browner to the Practice Squad
OCT. 31 RELEASED ILB Mister Alexander
 CLAIMED RB Jonathan Grimes off Waivers (N.Y. Jets)
NOV. 6 ANNOUNCED ILB Darryl Sharpton (PUP) returned to practice.
NOV. 17 RELEASED SS Troy Nolan
 ACTIVATED ILB Darryl Sharpton from the PUP List
NOV. 27 RELEASED RB Davin Meggett from the Practice Squad
 SIGNED LB Cameron Collins to the Practice Squad

TEXANS PR CONTACTS/MEDIA GUIDELINES

Game 13 • Houston Texans at New England Patriots • Monday, Dec. 10, 2012

TEXANS PR CONTACTS



Kevin Cooper
*Sr. Director
of Communications*

Contact Cooper for: Interview requests for Texans Owner Bob McNair, Head Coach Gary Kubiak and General Manager and Executive Vice President Rick Smith.



Evan Koch
Communications Manager

Contact Koch for: Interview requests for players and assistant coaches, open locker room opportunities or to be added to an email list.



Zac Emmons
Corporate Communications Manager

Contact Emmons for: Information on Texans civic and business affairs, Lone Star Sports and Entertainment, FTP site questions and player interviews.



Charles Hampton
*Communications
Coordinator*

Contact Hampton for: Interview requests for players and assistant coaches or clarifications on credentials.

CONTACTING THE TEXANS COMMUNICATIONS STAFF

Staff Member	Office Phone	Email	Twitter Handle
Kevin Cooper	832-667-2035	kevin.cooper@houstontexans.com	@kevincooper44
Zac Emmons	832-667-2220	zac.emmons@houstontexans.com	@Zac_Emmons
Charles Hampton	832-667-2282	charles.hampton@houstontexans.com	@charlesmhampton
Evan Koch	832-667-2050	evan.koch@houstontexans.com	@EvanKoch22
Greg Dillard	832-667-2241	greg.dillard@houstontexans.com	@gregdillard

Texans on Twitter: <http://twitter.com/TexansPR>

Texans Media Site: <http://media.houstontexans.com>

Texans FTP Site: <ftp1.houstontexans.com>

INTERVIEW REQUESTS

Head coach Gary Kubiak will speak with the media in the media workroom after every practice.

All interview requests for the Houston Texans executives, coaches and players should go through the Texans communications department.

For out-of-town media requesting Texans players and assistant coaches, please send your request to **Evan Koch** at evan.koch@houstontexans.com or call his office phone at (832) 667-2050, or **Charles Hampton** at charles.hampton@houstontexans.com, or call his office phone at (832) 667-2282.

Requests for owner **Bob McNair**, general manager **Rick Smith** and head coach Gary Kubiak should be sent to the attention of Senior Director of Communications **Kevin Cooper**. His e-mail address is kevin.cooper@houstontexans.com, and office phone is (832) 667-2035.

MEDIA WORKROOM

Following Texans practice, media are encouraged to take advantage of the media workroom located on the service level at Reliant Stadium across from the Texans' locker room. The room is available to working media throughout training camp. Phones, Texans information, NFL news releases and other information are available. Wireless service will be available in the media workroom.

During practice, media should park in the Teal Lot located on Murworth, across from Reliant Stadium in front of the Methodist Training Center. Media can either walk over to the media workroom or drive to the Day Lot, located at Westridge and Kirby on the south side of Reliant Stadium. Media should walk through Budweiser Plaza to the stadium entrance.

HOUSTON TEXANS MEDIA WEBSITE

To access the Houston Texans media website, go to <http://media.houstontexans.com>. The section contains all Texans press materials, daily clips, historical information and updated team statistics and media guide. Applications are being accepted for training camp, season or individual game credentials.

To apply for game credentials, please submit your request on the website by 5 p.m. CT on the Tuesday before a Texans home game.

Fans can access coverage on <http://www.HoustonTexans.com> throughout the season on Texans TV. The Texans broadcast live streaming video of press conferences, as well as game highlights, interviews, in-depth team features, community recaps, NFL Network footage and much more.

MEDIA INFORMATION

Game 13 • Houston Texans at New England Patriots • Monday, Dec. 10, 2012

HOUSTON TEXANS FTP SITE

The Texans launched an FTP site in 2010 and upload B-roll, audio clips and clips of video interviews on a consistent basis. If you would like to be added to the FTP email list, members of which receive emails whenever new content is uploaded, please contact Houston Texans Corporate Communications Manager **Zac Emmons** at zac.emmons@houstontexans.com.

To access the Houston Texans FTP site at any time, please use the following information:

URL: <ftp1.houstontexans.com>

Username: **texmedia**

Password: **2012media**

HOUSTON TEXANS MEDIA GUIDE

The complete 2012 Houston Texans Media Guide is available online at <http://media.houstontexans.com> and is updated after every game and team transaction.

Player bios and the Houston Texans record books are updated weekly during the season and are electronically distributed to media, as well as made available online at the Houston Texans media website.

The online version has been improved and is available in PDF format, allowing media to print, copy and paste information in a much easier fashion. Player bios will be updated following each game, as will the roster, history and records sections. PDF versions of the media guide are available via email request. Printed versions of the media guide are available on a case-by-case basis.

TEXANS ON TWITTER

For up-to-the second updates, notes and a variety of other information on the Houston Texans, follow the Texans on Twitter: **@TexansPR**. If there is something to know about the Texans, you can find it there first. Get all press releases, transcripts, game information, updated bios and more.

TRANSCRIPTS

The Texans Communications Staff sends out transcripts of press conferences, open locker room during the season and post-game interviews. To be added to the Texans Transcripts Email list, please contact Communications Manager **Evan Koch** at evan.koch@houstontexans.com.

AUDIO CLIPS

In addition to the mp3 audio uploaded to the Houston Texans FTP site, the Texans Communications Staff sends out edited clips that are 10 to 30 seconds long via email following press conferences, open locker room during the season and after games during the season. To be added to the Texans Audio Clips Email list, please contact Communications Manager **Evan Koch** at evan.koch@houstontexans.com.

DIRECTIONS/PARKING

From Bush International: Take US 59 South to HWY TX-288 South (Lake Jackson/ Freeport). Follow HWY TX-288 to I-610 West. Exit Kirby Drive (Exit 1C) and turn right. Follow Kirby Drive two blocks and Reliant Stadium will be on the right and the practice facility on the left. Turn left on Murworth Drive and media parking is in the Teal parking lot located on the right at the practice facility.

From Houston Hobby: Take Airport Boulevard East to Monroe Road. Make a left on Monroe Road and proceed to I-45 North. Make a left onto I-45 North and proceed to I-610 West. Take I-610 to Kirby Drive (Exit 1C). Turn right onto Kirby. Follow Kirby Drive two blocks and Reliant Stadium will be on the right and the practice facility on the left. Turn left on Murworth Drive and media parking is in the Teal parking lot located on the right at the practice facility.

From the East: Take I-610 westbound to the Kirby Drive Exit (Exit 1C). Turn right on Kirby Drive. Follow Kirby Drive two blocks and Reliant Stadium will be on the right and the practice facility on the left. Turn left on Murworth Drive and media parking is in the Teal parking lot located on the right at the practice facility.

From the West: Take I-610 eastbound to the Kirby Drive Exit (Exit 1C). Turn left on Kirby Drive. Follow Kirby Drive two blocks and Reliant Stadium will be on the right and the practice facility on the left. Turn left on Murworth Drive and media parking is in the Teal parking lot located on the right at the practice facility.

HOTELS

HOTELS

Hilton Americas Houston (Downtown) - 6.85 miles
1600 Lamar, (713) 739-8000

Hotel Derek (Galleria) - 7.69 miles
2525 West Loop South, (713) 961-3000

Holiday Inn (Stadium) - .19 miles
8111 Kirby Drive, (713) 790-1900

Inter-Continental (Galleria) - 9.57 miles
222 West Loop South, (713) 627-7600

Marriott Medical Center - 2.08 miles
6580 Fannin Street, (713) 796-0080

Marriott West Loop (Galleria) 8.87 miles
1750 West Loop South, (713) 960-0111

2012 SCHEDULE NOTES

Game 13 • Houston Texans at New England Patriots • Monday, Dec. 10, 2012

2012 SCHEDULE NOTES

Date	Opponent	All-Time Series	Note
Sept. 9	Miami	7-0-0	Houston 30, Miami 10: The Texans scored 24 points off four turnovers in the second quarter. QB Matt Schaub threw for 266 yards and a pair of TDs. RB Arian Foster ran for two scores and WR Andre Johnson caught 8 passes for 119 yards and a score.
Sept. 16	at Jacksonville	13-9-0	Houston 27, Jacksonville 7: The Texans set a franchise record by holding the Jaguars to 117 net yards of offense and rushed for 216 yards and three touchdowns. Arian Foster ran for 110 yards on 28 carries and DE J.J. Watt led the defense with five tackles, 1.5 sacks, two passes defended and a fumble recovery.
Sept. 23	at Denver	2-2-0	Houston 31, Denver 25: Houston won its first game ever at Denver behind four touchdown passes from QB Matt Schaub and 2.5 sacks from DE J.J. Watt . Houston built a 31-11 lead and held off a fourth-quarter surge for the win.
Sept. 30	Tennessee	8-14-0	Houston 38, Tennessee 14: The Texans returned a pair of interceptions for touchdowns and had four sacks. DE J.J. Watt recorded 2.0 sacks and three tackles for loss.
Oct. 8	at N.Y. Jets	1-5-0	Houston 23, New York Jets 17: RB Arian Foster rushed for 152 yards and a touchdown, becoming the third-fastest NFL player to reach 5,000 career scrimmage yards in the process. The defense picked off QB Mark Sanchez twice and recorded three sacks to help the Texans to their first-ever win against the Jets.
Oct. 14	Green Bay	1-2-0	Green Bay 42, Houston 24: WR Andre Johnson became the sixth-fastest player in NFL history to reach 10,000 yards receiving and DE J.J. Watt recorded two sacks to extend his consecutive games with a sack streak to six. Reigning NFL MVP, Green Bay QB Aaron Rodgers tossed six TD passes to end Houston's five-game winning streak.
Oct. 21	Baltimore	1-5-0	Houston 43, Baltimore 13: The Texans earned their first win in franchise history against Baltimore behind a first-half onslaught that included a safety by OLB Connor Barwin , pick-six by CB Johnathan Joseph and a Matt Schaub touchdown pass. Houston outgained Baltimore 421-176 and set a franchise single-game scoring record.
Nov. 4	Buffalo	3-3-0	Houston 21, Buffalo 9: WR Andre Johnson caught eight passes for 118 yards and RB Arian Foster eclipsed the century mark on the ground with 111 yards on 24 carries. Foster also scored for the 10th consecutive game.
Nov. 11	at Chicago	3-0-0	Houston 13, Chicago 6: The Texans battled the elements and won the turnover battle against a ball-hawking Bears defense, 4-2. RB Arian Foster ran for 102 yards and caught a touchdown pass. SS Danieal Manning had an interception and forced a fumble in his return to Chicago.
Nov. 18	Jacksonville	13-9-0	Houston 43, Jacksonville 37 (OT): Houston won its first-ever overtime game at home on QB Matt Schaub's 48-yard pass to WR Andre Johnson . Schaub threw for the second-most yards in NFL history (527) and Johnson set a franchise record with 273 yards receiving. Houston overcame a 14-point fourth-quarter deficit and set a franchise record with 640 total yards.
Nov. 22	at Detroit	2-1-0	Houston 34, Detroit 31 (OT): WR Andre Johnson had nine receptions for 188 yards and set an NFL record with 461 yards receiving in consecutive games. K Shayne Graham connected on a 22-yarder to win Houston's second overtime game in five days.
Dec. 2	at Tennessee	8-14-0	Houston 24, Tennessee 10: Houston won for the third time in its last four trips to Nashville and clinched its second consecutive playoff berth. The defense forced a franchise-record six turnovers and had six sacks.
Dec. 10	at New England	1-2-0	Two of New England's last three regular-season home losses have come against teams that went on to win the Super Bowl: Pittsburgh (11/30/08) and the New York Giants (11/6/11). The Texans fell 40-7 in their only visit to New England on Dec. 17, 2006.
Dec. 16	Indianapolis	3-17-0	Houston has won its last two meetings at Reliant Stadium against the Colts, on Kickoff Weekend in 2010 and 2011. The Texans have had a 100-yard rusher in each of the last four meetings with Indianapolis.
Dec. 23	Minnesota	0-2-0	The Texans and Vikings also meet in the preseason. Minnesota's last visit to Reliant Stadium saw Houston erase a 14-point fourth-quarter deficit before losing 34-28 in overtime. TE Owen Daniels set career highs with 11 receptions for 133 yards in a 28-21 loss to the Vikings in 2008.
Dec. 30	at Indianapolis	3-17-0	Houston is still in search of its first win at Indianapolis. The Texans defense hasn't held the Colts to less than 300 yards of total offense on the road since 2002.

TEXANS 2012 OPPONENTS					
HOME	RECORD vs. (HOME)	LAST GAME	ROAD	RECORD vs. (ROAD)	LAST VISIT
Baltimore	1-3	2012 (W, 43-13)	Chicago	2-0	2012 (W, 13-6)
Buffalo	1-2	2012 (W, 21-9)	Denver	1-2	2012 (W, 31-25)
Green Bay	0-2	2012 (L, 24-42)	Detroit	1-1	2012 (W, 34-31 OT)
Indianapolis	3-7	2011 (W, 34-7)	Indianapolis	0-10	2011 (L, 16-19)
Jacksonville	8-3	2012 (W, 43-37 OT)	Jacksonville	5-6	2012 (W, 27-7)
Miami	4-0	2012 (W, 30-10)	New England	0-1	2006 (L, 7-40)
Minnesota	0-1	2004 (L, 28-34 OT)	New York Jets	1-3	2012 (W, 23-17)
Tennessee	4-7	2012 (W, 38-14)	Tennessee	4-7	2012 (W, 24-10)

PARTICIPATION

Game 13 • Houston Texans at New England Patriots • Monday, Dec. 10, 2012

Name	9/9 vs. MIA	9/16 at JAX	9/23 DEN	at vs. TEN	10/8 at NYJ	10/14 vs. GB	10/21 vs. BAL	11/4 vs. BUF	11/11 at CHI	11/18 vs. JAX	11/22 at DET	12/2 at TEN	12/10 at NE	12/16 vs. IND	12/23 vs. MIN	12/30 at IND	GP-GS-DNP-IA
Alexander, Mister	SUB	SUB	SUB	IA	SUB	SUB	SUB	SUB	NWT	NWT	NWT	NWT					6-0-0-1
Ball, Alan	SUB	SUB	SUB	SUB	SUB	SUB	SUB	SUB	SUB	SUB	RCB	IA					11-1-0-1
Barwin, Connor	WLB	WLB	WLB	WLB	WLB	WLB	WLB	WLB	WLB	WLB	WLB	SLB					12-12-0-0
Beck, John	IA	IA	IA	IA	NWT	NWT	NWT	NWT	NWT	NWT	NWT	NWT					0-0-0-4
Braman, Bryan	IA	IA	SUB	SUB	SUB	SUB	SUB	SUB	SUB	SUB	SUB	SUB					10-0-0-2
Brock, Logan	NWT	NWT	NWT	NWT	NWT	NWT	PS	PS	PS	PS	PS	PS					0-0-0-0
Brooks, Brandon	IA	IA	IA	IA	IA	IA	IA	IA	IA	IA	SUB	SUB					2-0-0-10
Brown, Duane	LT	LT	LT	LT	LT	LT	LT	LT	LT	LT	LT	LT					12-12-0-0
Browner, Keith	NWT	NWT	NWT	NWT	NWT	NWT	NWT	PS	PS	PS	PS	PS					0-0-0-0
Bullock, Randy	IR	IR	IR	IR	IR	IR	IR	IR	IR	IR	IR	IR					0-0-0-0
Butler, Rashad	IR	IR	IR	IR	IR	IR	IR	IR	IR	IR	IR	IR					0-0-0-0
Caldwell, Antoine	RG	RG	RG	RG	RG	RG	SUB	SUB	SUB	SUB	SUB	IA					11-6-0-1
Carmichael, Roc	IA	IA	IA	IA	IA	IA	IA	IA	IA	IA	SUB	SUB					2-0-0-10
Casey, James	FB	FB	FB	FB	SUB	FB	SUB	FB	FB	SUB	SUB	FB					12-8-0-0
Clutts, Tyler	SUB	SUB	SUB	SUB	SUB	SUB	SUB	SUB	SUB	SUB	SUB	SUB					12-0-0-0
Cody, Shaun	NT	NT	NT	NT	NT	SUB	NT	NT	IA	IA	IA	NT					9-8-0-3
Collins, Cameron	NWT	NWT	NWT	NWT	NWT	PS	PS	NWT	NWT	NWT	NWT	PS					0-0-0-0
Crick, Jared	SUB	SUB	SUB	SUB	DNP	SUB	SUB	SUB	SUB	SUB	SUB	SUB					11-0-1-0
Cushing, Brian	ILB	ILB	ILB	ILB	ILB	IR	IR	IR	IR	IR	IR	IR					5-5-0-0
Daniels, Owen	TE	TE	TE	TE	TE	TE	TE	TE	IA	SUB	TE	TE					11-10-0-1
Demps, Quintin	SUB	SUB	SUB	SUB	IA	IA	IA	SUB	SUB	SUB	SUB	SUB					9-0-0-3
Divens, Lamar	NWT	NWT	NWT	NWT	NWT	NWT	PS	NWT	NWT	NWT	NWT	NWT					0-0-0-0
Dobbins, Tim	SUB	ILB	IA	SUB	SUB	SUB	ILB	ILB	ILB	ILB	IA	SUB					10-5-0-2
Forsett, Justin	SUB	SUB	SUB	SUB	SUB	SUB	SUB	SUB	SUB	SUB	SUB	SUB					12-0-0-0
Foster, Arian	RB	RB	RB	RB	RB	RB	RB	RB	RB	RB	RB	RB					12-12-0-0
Fox, Keyaron	IR	IR	IR	IR	IR	IR	IR	IR	IR	IR	IR	IR					0-0-0-0
Gardner, Andrew	IA	IA	IA	IA	IA	IA	IA	IA	SUB	IA	IA	SUB					2-0-0-10
Graham, Garrett	SUB	SUB	TE	SUB	TE	TE	TE	SUB	SUB	SUB	TE	SUB					12-6-0-0
Graham, Shayne	SUB	SUB	SUB	SUB	SUB	SUB	SUB	SUB	SUB	SUB	SUB	SUB					12-0-0-0
Grimes, Jonathan	PS	PS	PS	NWT	NWT	NWT	NWT	SUB	SUB	SUB	SUB	SUB					*8-0-0-1
Harris, Brandon	IA	IA	IA	IA	IA	IA	SUB	IA	SUB	IA	SUB	SUB					4-0-0-8
Harris, Ra'Shon	IR	IR	IR	IR	IR	IR	IR	IR	IR	IR	IR	IR					0-0-0-0
Harris, Ryan	SUB	SUB	SUB	SUB	SUB	SUB	SUB	SUB	SUB	SUB	SUB	RT					12-1-0-0
Holliday, Trindon	SUB	SUB	SUB	SUB	SUB	NWT	NWT	NWT	NWT	NWT	NWT	NWT					5-0-0-0
Hunter, David	PS	PS	PS	PS	PS	PS	IA	IR	IR	IR	IR	IR					0-0-0-1
Jackson, Kareem	LCB	SUB	LCB	LCB	LCB	LCB	LCB	LCB	LCB	LCB	LCB	LCB					12-11-0-0
James, Bradie	ILB	ILB	ILB	ILB	ILB	ILB	ILB	ILB	ILB	ILB	ILB	IA					11-11-0-1
Jamison, Tim	SUB	SUB	SUB	SUB	SUB	SUB	IR	IR	IR	IR	IR	IR					6-0-0-0
Jean, Lestar	SUB	SUB	SUB	IA	IA	SUB	SUB	SUB	SUB	WR	SUB	SUB					10-1-0-2
Johnson, Andre	WR	WR	WR	WR	WR	WR	WR	WR	WR	WR	WR	WR					12-12-0-0
Johnson, Delano	PS	PS	PS	PS	PS	PS	PS	PS	PS	PS	PS	PS					0-0-0-0
Jones, Ben	SUB	SUB	SUB	SUB	SUB	SUB	RG	RG	RG	RG	RG	RG					12-6-0-0
Jones, Donnie	SUB	SUB	SUB	SUB	SUB	SUB	SUB	SUB	SUB	SUB	SUB	SUB					12-0-0-0
Joseph, Johnathan	RCB	RCB	RCB	RCB	RCB	RCB	RCB	RCB	RCB	RCB	IA	IA					10-10-0-2
Keenum, Case	PS	PS	PS	PS	PS	PS	PS	PS	PS	PS	PS	PS					0-0-0-0
Keo, Shiloh	SUB	SUB	SUB	SUB	SUB	SUB	SUB	SUB	SUB	SUB	SUB	SUB					12-0-0-0
Maehl, Jeff	PS	PS	PS	PS	PS	PS	PS	PS	PS	PS	PS	PS					0-0-0-0
Manning, Danieal	SS	SS	SS	SS	SS	SS	SS	SS	SS	SS	SS	SS					12-12-0-0
Martin, Keshawn	SUB	SUB	SUB	SUB	SUB	SUB	SUB	SUB	SUB	WR	SUB	SUB					12-1-0-0
McCain, Brice	SUB	SUB	SUB	SUB	SUB	SUB	CB	SUB	SUB	SUB	SUB	RCB					12-2-0-0
McClain, Terrell	NWT	NWT	NWT	NWT	NWT	NWT	NWT	IA	DNP	SUB	SUB	SUB					***4-0-1-1
Meggett, Davin	NWT	NWT	NWT	PS	PS	PS	PS	PS	PS	PS	PS	NWT					0-0-0-0
Mercilus, Whitney	SUB	SUB	SUB	SUB	SUB	SUB	SUB	SUB	SUB	SUB	SUB	WLB					12-1-0-0
Mitchell, Earl	SUB	SUB	SUB	SUB	SUB	SUB	SUB	SUB	NT	NT	NT	SUB					12-3-0-0
Mondek, Nick	NWT	NWT	NWT	NWT	NWT	NWT	NWT	PS	PS	PS	PS	PS					0-0-0-0
Myers, Chris	C	C	C	C	C	C	C	C	C	C	C	C					12-12-0-0
Nading, Jesse	SUB	SUB	SUB	SUB	SUB	SUB	SUB	SUB	SUB	SUB	SUB	SUB					12-0-0-0
Newton, Derek	RT	RT	RT	RT	RT	RT	RT	RT	RT	RT	RT	IA					11-11-0-1
Nolan, Troy	NWT	NWT	NWT	NWT	SUB	S	SUB	SUB	IA	NWT	NWT	NWT					*7-1-0-1
Pleasant, Eddie	PS	PS	PS	PS	PS	PS	PS	PS	PS	PS	PS	PS					0-0-0-0
Posey, DeVier	IA	IA	IA	SUB	SUB	SUB	SUB	DNP	SUB	SUB	IA	SUB					7-0-1-4
Quin, Glover	FS	FS	FS	FS	FS	FS	FS	FS	FS	FS	FS	FS					12-12-0-0
Reed, Brooks	SLB	SLB	SLB	SLB	SLB	SLB	SLB	SLB	SLB	SLB	SLB	IA					11-11-0-1
Ruud, Barrett	NWT	NWT	NWT	NWT	NWT	IA	IA	SUB	SUB	SUB	SUB	ILB					**8-1-1-2
Schaub, Matt	QB	QB	QB	QB	QB	QB	QB	QB	QB	QB	QB	QB					12-12-0-0
Sharpton, Darryl	PUP	PUP	PUP	PUP	PUP	PUP	PUP	PUP	PUP	SUB	ILB	ILB					3-2-0-0
Smith, Antonio	RDE	RDE	RDE	RDE	RDE	RDE	RDE	RDE	RDE	RDE	RDE	RDE					12-12-0-0
Smith, Wade	LG	LG	LG	LG	LG	LG	LG	LG	LG	LG	LG	LG					12-12-0-0
Supernaw, Phillip	PS	PS	PS	PS	PS	PS	PSI	PSI	PSI	PSI	PSI	PSI					0-0-0-0
Tate, Ben	SUB	SUB	SUB	SUB	IA	SUB	SUB	IA	IA	IA	IA	SUB					7-0-0-5
Walter, Kevin	WR	WR	SUB	WR	WR	SUB	WR	WR	WR	WR	WR	WR					12-10-0-0
Watt, J.J.	LDE	LDE	LDE	LDE	LDE	LDE	LDE	LDE	LDE	LDE	LDE	LDE					12-12-0-0
Weeks, Jon	SUB	SUB	SUB	SUB	SUB	SUB	SUB	SUB	SUB	SUB	SUB	SUB					12-0-0-0
White, Cody	PS	PS	PS	PS	PS	IA	IA	IA	IA	IA	IA	IA					0-0-0-7
Yates, T.J.	DNP	DNP	SUB	DNP	DNP	SUB	DNP	DNP	DNP	DNP	DNP	DNP					2-0-10-0

PARTICIPATION CHART KEY: GP - Games Played; GS - Games Started; DNP - Did Not Play; IA - Inactive; IR - Injured/Reserve; NWT - Not With Team; PS - Practice Squad; PUP - Physically unable to perform; PSI - Practice Squad Injured.

* - Played in 3 games with Miami; ** - Played 3 games with New Orleans; *** - Played in one game with New England ; ^ - Played in three games and was inactive for one game with the New York Jets

STARTERS

Game 13 • Houston Texans at New England Patriots • Monday, Dec. 10, 2012

STARTERS - OFFENSE

	WR	LT	LG	C	RG	RT	TE	WR	RB	QB	FB
9-9 MIAMI	A. Johnson	D. Brown	W. Smith	C. Myers	A. Caldwell	D. Newton	O. Daniels	K. Walter	A. Foster	M. Schaub	J. Casey
9-16 at Jacksonville	A. Johnson	D. Brown	W. Smith	C. Myers	A. Caldwell	D. Newton	O. Daniels	K. Walter	A. Foster	M. Schaub	J. Casey
9-23 at Denver	A. Johnson	D. Brown	W. Smith	C. Myers	A. Caldwell	D. Newton	O. Daniels	G. Graham (TE)	A. Foster	M. Schaub	J. Casey
9-30 TENNESSEE	A. Johnson	D. Brown	W. Smith	C. Myers	A. Caldwell	D. Newton	O. Daniels	K. Walter	A. Foster	M. Schaub	J. Casey
10-8 at New York Jets	A. Johnson	D. Brown	W. Smith	C. Myers	A. Caldwell	D. Newton	O. Daniels	K. Walter	A. Foster	M. Schaub	G. Graham (TE)
10-14 GREEN BAY	A. Johnson	D. Brown	W. Smith	C. Myers	A. Caldwell	D. Newton	O. Daniels	G. Graham (TE)	A. Foster	M. Schaub	J. Casey
10-21 BALTIMORE	A. Johnson	D. Brown	W. Smith	C. Myers	<u>B. Jones</u>	D. Newton	O. Daniels	K. Walter	A. Foster	M. Schaub	G. Graham (TE)
11-4 BUFFALO	A. Johnson	D. Brown	W. Smith	C. Myers	<u>B. Jones</u>	D. Newton	O. Daniels	K. Walter	A. Foster	M. Schaub	J. Casey
11-11 at Chicago	A. Johnson	D. Brown	W. Smith	C. Myers	<u>B. Jones</u>	D. Newton	G. Graham	K. Walter	A. Foster	M. Schaub	J. Casey
11-18 JACKSONVILLE	A. Johnson	D. Brown	W. Smith	C. Myers	<u>B. Jones</u>	D. Newton	L. Jean (WR)	K. Walter	A. Foster	M. Schaub	<u>K. Martin (WR)</u>
11-22 at Detroit	A. Johnson	D. Brown	W. Smith	C. Myers	<u>B. Jones</u>	D. Newton	O. Daniels	K. Walter	A. Foster	M. Schaub	G. Graham (TE)
12-2 at Tennessee	A. Johnson	D. Brown	W. Smith	C. Myers	<u>B. Jones</u>	R. Harris	O. Daniels	K. Walter	A. Foster	M. Schaub	J. Casey
12-10 at New England											
12-16 INDIANAPOLIS											
12-23 MINNESOTA											
12-30 at Indianapolis											
<u>Bold denotes rookie</u>											

STARTERS - DEFENSE

	LDE	NT	RDE	SLB	ILB	ILB	WLB	LCB	SS	FS	RCB
9-9 MIAMI	J. Watt	S. Cody	A. Smith	C. Barwin	B. Cushing	B. James	B. Reed	K. Jackson	D. Manning	G. Quin	J. Joseph
9-16 at Jacksonville	J. Watt	S. Cody	A. Smith	C. Barwin	B. Cushing	B. James	B. Reed	T. Dobbins (ILB)	D. Manning	G. Quin	J. Joseph
9-23 at Denver	J. Watt	S. Cody	A. Smith	C. Barwin	B. Cushing	B. James	B. Reed	K. Jackson	D. Manning	G. Quin	J. Joseph
9-30 TENNESSEE	J. Watt	S. Cody	A. Smith	C. Barwin	B. Cushing	B. James	B. Reed	K. Jackson	D. Manning	G. Quin	J. Joseph
10-8 at New York Jets	J. Watt	S. Cody	A. Smith	C. Barwin	B. Cushing	B. James	B. Reed	K. Jackson	D. Manning	G. Quin	J. Joseph
10-14 GREEN BAY	J. Watt	T. Nolan (S)	A. Smith	C. Barwin	B. McCain (CB)	B. James	B. Reed	K. Jackson	D. Manning	G. Quin	J. Joseph
10-21 BALTIMORE	J. Watt	S. Cody	A. Smith	C. Barwin	T. Dobbins	B. James	B. Reed	K. Jackson	D. Manning	G. Quin	J. Joseph
11-4 BUFFALO	J. Watt	S. Cody	A. Smith	C. Barwin	T. Dobbins	B. James	B. Reed	K. Jackson	D. Manning	G. Quin	J. Joseph
11-11 at Chicago	J. Watt	E. Mitchell	A. Smith	C. Barwin	T. Dobbins	B. James	B. Reed	K. Jackson	D. Manning	G. Quin	J. Joseph
11-18 JACKSONVILLE	J. Watt	E. Mitchell	A. Smith	C. Barwin	T. Dobbins	B. James	B. Reed	K. Jackson	D. Manning	G. Quin	J. Joseph
11-22 at Detroit	J. Watt	E. Mitchell	A. Smith	C. Barwin	D. Sharpton	B. James	B. Reed	K. Jackson	D. Manning	G. Quin	A. Ball
12-2 at Tennessee	J. Watt	S. Cody	A. Smith	<u>W. Mercilus</u>	D. Sharpton	B. Ruud	C. Barwin	K. Jackson	D. Manning	G. Quin	B. McCain
12-10 at New England											
12-16 INDIANAPOLIS											
12-23 MINNESOTA											
12-30 at Indianapolis											
<u>Bold denotes rookie</u>											

ALPHABETIC ROSTER

Game 13 • Houston Texans at New England Patriots • Monday, Dec. 10, 2012

NO.	NAME	POS	HT	WT	AGE	NFL EXP	COLLEGE	HIGH SCHOOL HOMETOWN	GP-GS-DNP-IA
22	Ball, Alan	CB	6-2	191	27	5	Illinois	Detroit, Mich.	11-1-0-1
98	Barwin, Connor	OLB	6-4	268	26	4	Cincinnati	Detroit, Mich.	12-12-0-0
50	Braman, Bryan	OLB	6-5	251	25	2	West Texas A&M	Spokane, Wash.	10-0-0-2
79	Brooks, Brandon	G	6-5	340	23	R	Miami (Ohio)	Milwaukee, Wisc.	2-0-0-10
76	Brown, Duane	T	6-4	320	27	5	Virginia Tech	Richmond, Va.	12-12-0-0
62	Caldwell, Antoine	G	6-3	315	26	4	Alabama	Montgomery, Ala.	11-6-0-1
20	Carmichael, Roc	CB	5-10	195	24	2	Virginia Tech	Clinton, Md.	2-0-0-10
86	Casey, James	FB	6-3	240	28	4	Rice	Azle, Texas	12-8-0-0
40	Clutts, Tyler	FB	6-2	260	28	2	Fresno State	Clovis, Calif.	12-0-0-0
95	Cody, Shaun	NT	6-4	307	29	8	Southern California	Hacienda Heights, Calif.	9-8-0-3
93	Crick, Jared	DE	6-4	287	23	R	Nebraska	Cozad, Neb.	11-0-1-0
81	Daniels, Owen	TE	6-3	249	30	7	Wisconsin	Naperville, Ill.	11-10-0-1
27	Demps, Quintin	SS	5-11	208	27	4	UTEP	San Antonio, Texas	9-0-0-3
52	Dobbins, Tim	ILB	6-1	236	29	7	Iowa State	Nashville, Tenn.	10-5-0-2
28	Forsett, Justin	RB	5-8	194	27	5	California	Lakeland, Fla.	12-0-0-0
23	Foster, Arian	RB	6-1	228	26	4	Tennessee	San Diego, Calif.	12-12-0-0
66	Gardner, Andrew	T	6-6	309	26	3	Georgia Tech	Tyrone, Ga.	2-0-0-10
88	Graham, Garrett	TE	6-3	244	26	3	Wisconsin	Brick, N.J.	12-6-0-0
17	Graham, Shayne	K	6-0	210	34	11	Virginia Tech	Radford, Va.	12-0-0-0
43	Grimes, Jonathan	RB	5-10	209	22	R	William & Mary	Willingboro, N.J.	^8-0-0-1
26	Harris, Brandon	CB	5-10	194	22	2	Miami (Fla.)	Miami, Fla.	4-0-0-8
68	Harris, Ryan	T	6-5	300	27	5	Notre Dame	Minneapolis, Minn.	12-1-0-0
25	Jackson, Kareem	CB	5-10	192	24	3	Alabama	Macon, Ga.	12-11-0-0
53	James, Bradie	ILB	6-2	240	31	10	LSU	Monroe, La.	12-12-0-0
18	Jean, Lestar	WR	6-3	212	24	2	Florida Atlantic	Miami, Fla.	10-1-0-2
80	Johnson, Andre	WR	6-3	230	31	10	Miami (Fla.)	Miami, Fla.	12-12-0-0
60	Jones, Ben	G/C	6-3	303	23	R	Georgia	Centreville, Ala.	12-6-0-0
5	Jones, Donnie	P	6-2	221	32	9	LSU	Baton Rouge, La.	12-0-0-0
24	Joseph, Johnathan	CB	5-11	189	28	7	South Carolina	Rock Hill, S.C.	10-10-0-2
31	Keo, Shiloh	FS	5-11	202	24	2	Idaho	Everett, Wash.	12-0-0-0
38	Manning, Danieal	SS	5-11	210	30	7	Abilene Christian	Corsicana, Texas	12-12-0-0
82	Martin, Keshawn	WR	5-11	190	22	R	Michigan State	Inkster, Mich.	12-1-0-0
21	McCain, Brice	CB	5-9	185	25	4	Utah	Terrell, Texas	12-2-0-0
97	McClain, Terrell	NT	6-2	300	24	2	South Florida	Pensacola, Fla.	***4-0-1-1
59	Mercilus, Whitney	OLB	6-4	257	22	R	Illinois	Akron, Ohio	12-1-0-0
92	Mitchell, Earl	NT	6-3	300	25	3	Arizona	Galena Park, Texas	12-3-0-0
55	Myers, Chris	C	6-4	290	31	8	Miami (Fla.)	Miami, Fla.	12-12-0-0
57	Nading, Jesse	OLB	6-5	257	27	4	Colorado State	Highlands Ranch, Colo.	12-0-0-0
75	Newton, Derek	T	6-6	318	25	2	Arkansas State	Utica, Miss.	11-11-0-1
11	Posey, DeVier	WR	6-1	206	22	R	Ohio State	Cincinnati, Ohio	7-0-1-4
29	Quin, Glover	FS	6-0	207	26	4	New Mexico	Summitt, Miss.	12-12-0-0
58	Reed, Brooks	OLB	6-3	257	25	2	Arizona	Tucson, Ariz.	11-11-0-1
54	Ruud, Barrett	ILB	6-2	241	29	8	Nebraska	Lincoln, Neb.	**8-1-1-2
8	Schaub, Matt	QB	6-5	239	31	9	Virginia	West Chester, Pa.	12-12-0-0
51	Sharpton, Darryl	ILB	5-11	234	24	3	Miami (Fla.)	Coral Gables, Fla.	3-2-0-0
94	Smith, Antonio	DE	6-4	284	31	8	Oklahoma State	Oklahoma City, Okla.	12-12-0-0
74	Smith, Wade	G	6-4	307	31	10	Memphis	Dallas, Texas	12-12-0-0
44	Tate, Ben	RB	5-11	215	24	3	Auburn	Salisbury, Md.	7-0-0-5
83	Walter, Kevin	WR	6-3	218	31	10	Eastern Michigan	Vernon Hills, Ill.	12-10-0-0
99	Watt, J.J.	DE	6-5	295	23	2	Wisconsin	Pewaukee, Wisc.	12-12-0-0
46	Weeks, Jon	LS	5-10	248	26	3	Baylor	Bethpage, N.Y.	12-0-0-0
67	White, Cody	G	6-3	301	24	R	Illinois State	Columbus, Ohio	0-0-0-7
13	Yates, T.J.	QB	6-4	219	25	2	North Carolina	Marietta, Ga.	2-0-10-0

Reserve/Injured (7)

4	Bullock, Randy	K	5-9	208	22	R	Texas A&M	Klein, Texas	0-0-0-0
78	Butler, Rashad	T	6-4	307	29	7	Miami (Fla.)	West Palm Beach, Fla.	0-0-0-0
56	Cushing, Brian	ILB	6-3	255	25	4	Southern California	Park Ridge, N.J.	5-5-0-0
45	Fox, Keyaron	LB	6-3	228	30	9	Georgia Tech	Atlanta, Ga.	0-0-0-0
91	Harris, Ra'Shon	NT	6-5	301	26	2	Oregon	Pensacola, Fla.	0-0-0-0
72	Hunter, David	DE	6-2	303	23	R	Houston	Houston, Texas	0-0-0-1
96	Jamison, Tim	DE	6-3	285	26	4	Michigan	Harvey, Ill.	6-0-0-0

Practice Squad (8)

85	Brock, Logan	TE	6-3	248	24	R	Texas Christian	Copperas Cove, Texas	0-0-0-0
65	Browner, Keith	DE	6-4	279	24	R	California	Los Angeles, Calif.	0-0-0-0
90	Collins, Cameron	LB	6-2	241	23	R	Oregon State	Santa Monica, Calif.	0-0-0-0
64	Johnson, Delano	OLB	6-4	280	24	R	Bowie State	Baltimore, Md.	0-0-0-0
7	Keenum, Case	QB	6-1	209	24	R	Houston	Abilene, Texas	0-0-0-0
15	Maehl, Jeff	WR	6-0	185	23	1	Oregon	Paradise, Calif.	0-0-0-0
69	Mondek, Nick	T	6-5	303	24	R	Purdue	Naperville, Ill.	0-0-0-0
35	Pleasant, Eddie	SS	5-10	210	23	R	Oregon	Compton, Calif.	0-0-0-0

Practice Squad Injured (1)

48	Supernaw, Phillip	TE	6-5	250	22	R	Ouachita Baptist	Katy, Texas	0-0-0-0
----	-------------------	----	-----	-----	----	---	------------------	-------------	---------

COACHING ROSTER

COACH	POSITION
Gary Kubiak	Head Coach
Bill Kollar	Asst. Head Coach/Defensive Line
Rick Dennison	Offensive Coordinator
Joe Marciano	Special Teams Coordinator
Wade Phillips	Defensive Coordinator
John Benton	Offensive Line
Perry Carter	Asst. Defensive Backs
Karl Dorrell	Quarterbacks
Dan Hammerschmidt	Offensive Assistant
Chick Harris	Running Backs
Reggie Herring	Linebackers
Vance Joseph	Defensive Backs
Bobby King	Defensive Assistant
Larry Kirksey	Wide Receivers
Marc Lubick	Assistant Wide Receivers
Brian Pariani	Tight Ends
Jim Ryan	Assistant Offensive Line
Matt Schiotz	Asst. Strength and Conditioning
Cedric Smith	Head Strength and Conditioning

PRONUNCIATION GUIDE

PLAYER	POSITION
Bryan Braman	BRAY-man
Justin Forsett	for-SET
Keyaron Fox	KEE-air-on
Lestar Jean	Less-TAR JEEN
Shiloh Keo	SHY-lo K-yo
Keshawn Martin	KEY-shawn
DeVier Posey	Duh-VEER PO-Z
Glover Quin	GLOW-ver
Barrett Ruud	RUDE
Matt Schaub	SHOBB

PARTICIPATION KEY

GP	Games Played
GS	Games Started
DNP	Did Not Play
IA	Inactive

** - Played in three games with New Orleans

*** - Played in one game with New England

^ - Played in three games and was inactive for one game with the New York Jets

NUMERIC ROSTER

Game 13 • Houston Texans at New England Patriots • Monday, Dec. 10, 2012

NO.	NAME	POS	HT	WT	AGE	NFL EXP	COLLEGE	HIGH SCHOOL HOMETOWN	HOW ACQUIRED
5	Donnie Jones	P	6-2	221	32	9	LSU	Baton Rouge, La.	UFA-'12 (STL)
8	Matt Schaub	QB	6-5	239	31	9	Virginia	West Chester, Pa.	T-'07 (ATL)
11	DeVier Posey	WR	6-1	206	22	R	Ohio State	Cincinnati, Ohio	D3a-'12
13	T.J. Yates	QB	6-4	219	25	2	North Carolina	Marietta, Ga.	D5b-'11
17	Shayne Graham	K	6-0	210	34	11	Virginia Tech	Radford, Va.	FA-'12
18	Lestar Jean	WR	6-3	212	24	2	Florida Atlantic	Miami, Fla.	CFA-'11
20	Roc Carmichael	CB	5-10	195	24	2	Virginia Tech	Clinton, Md.	D4-'11
21	Brice McCain	CB	5-9	185	25	4	Utah	Terrell, Texas	D6-'09
22	Alan Ball	CB	6-2	191	27	5	Illinois	Detroit, Mich.	UFA-'12 (DAL)
23	Arian Foster	RB	6-1	228	26	4	Tennessee	San Diego, Calif.	CFA-'09
24	Johnathan Joseph	CB	5-11	189	28	7	South Carolina	Rock Hill, S.C.	UFA-'11 (CIN)
25	Kareem Jackson	CB	5-10	192	24	3	Alabama	Macon, Ga.	D1-'10
26	Brandon Harris	CB	5-10	194	22	2	Miami (Fla.)	Miami, Fla.	D2b-'11
27	Quintin Demps	SS	5-11	208	27	4	UTEP	San Antonio, Texas	FA-'11
28	Justin Forsett	RB	5-8	194	27	5	California	Lakeland, Fla.	UFA-'12 (SEA)
29	Glover Quin	FS	6-0	207	26	4	New Mexico	Summitt, Miss.	D4a-'09
31	Shiloh Keo	FS	5-11	202	24	2	Idaho	Everett, Wash.	D5a-'11
38	Danleal Manning	SS	5-11	210	30	7	Abilene Christian	Abilene, Texas	UFA-'11 (CHI)
40	Tyler Clutts	FB	6-2	260	28	2	Fresno State	Clovis, Calif.	T-'12 (CHI)
43	Jonathan Grimes	RB	5-10	209	22	R	William & Mary	Willingboro, N.J.	W-'12 (NYJ)
44	Ben Tate	RB	5-11	215	24	3	Auburn	Salisbury, Md.	D2-'10
46	Jon Weeks	LS	5-10	248	26	3	Baylor	Bethpage, N.Y.	FA-'10
50	Bryan Braman	OLB	6-5	251	25	2	West Texas A&M	Spokane, Wash.	CFA-'11
51	Darryl Sharpton	ILB	5-11	234	24	3	Miami (Fla.)	Coral Gables, Fla.	D4a-'10
52	Tim Dobbins	ILB	6-1	236	29	7	Iowa State	Nashville, Tenn.	FA-'11
53	Bradie James	ILB	6-2	240	31	10	LSU	Monroe, La.	UFA-'12 (DAL)
54	Barrett Ruud	ILB	6-2	241	29	8	Nebraska	Lincoln, Neb.	FA-'12
55	Chris Myers	C	6-4	290	31	8	Miami (Fla.)	Miami, Fla.	T-'08 (DEN)
57	Jesse Nading	OLB	6-5	257	27	4	Colorado State	Highlands Ranch, Colo.	CFA-'08
58	Brooks Reed	OLB	6-3	257	25	2	Arizona	Tucson, Ariz.	D2a-'11
59	Whitney Mercilus	OLB	6-4	257	22	R	Illinois	Akron, Ohio	D1-'12
60	Ben Jones	G/C	6-3	303	23	R	Georgia	Centreville, Ala.	D4a-'12
62	Antoine Caldwell	G	6-3	315	26	4	Alabama	Montgomery, Ala.	D3-'09
66	Andrew Gardner	T	6-6	309	26	3	Georgia Tech	Tyrone, Ga.	FA-'11
67	Cody White	G	6-3	301	24	R	Illinois State	Columbus, Ohio	CFA-'12
68	Ryan Harris	T	6-5	300	27	5	Notre Dame	Minneapolis, Minn.	W-'12 (DEN)
74	Wade Smith	G	6-4	307	31	10	Memphis	Dallas, Texas	UFA-'10 (KC)
75	Derek Newton	T	6-6	318	25	2	Arkansas State	Utica, Miss.	D7a-'11
76	Duane Brown	T	6-4	320	27	5	Virginia Tech	Richmond, Va.	D1-'08
79	Brandon Brooks	G	6-5	340	23	R	Miami (Ohio)	Milwaukee, Wisc.	D3b-'12
80	Andre Johnson	WR	6-3	230	31	10	Miami (Fla.)	Miami, Fla.	D1-'03
81	Owen Daniels	TE	6-3	249	30	7	Wisconsin	Naperville, Ill.	D4-'06
82	Keshawn Martin	WR	5-11	190	22	R	Michigan State	Inkster, Mich.	D4b-'12
83	Kevin Walter	WR	6-3	218	31	10	Eastern Michigan	Vernon Hills, Ill.	RFA-'06 (CIN)
86	James Casey	FB	6-3	240	28	4	Rice	Azle, Texas	D5-'09
88	Garrett Graham	TE	6-3	244	26	3	Wisconsin	Brick, N.J.	D4b-'10
92	Earl Mitchell	NT	6-3	300	25	3	Arizona	Galena Park, Texas	D3-'10
93	Jared Crick	DE	6-4	287	23	R	Nebraska	Cozad, Neb.	D4c-'12
94	Antonio Smith	DE	6-4	284	31	8	Oklahoma State	Oklahoma City, Okla.	UFA-'09 (ARI)
95	Shaun Cody	NT	6-4	307	29	8	Southern California	Hacienda Heights, Calif.	UFA-'09 (DET)
97	Terrell McClain	NT	6-2	300	24	2	South Florida	Pensacola, Fla.	FA-'12
98	Connor Barwin	OLB	6-4	268	26	4	Cincinnati	Detroit, Mich.	D2-'09
99	J.J. Watt	DE	6-5	295	23	2	Wisconsin	Pewaukee, Wisc.	D1-'11

Reserve/Injured (7)

4	Randy Bullock	K	5-9	208	22	R	Texas A&M	Klein, Texas	R. Groin (8/26)
45	Keyaron Fox	LB	6-3	228	30	9	Georgia Tech	Atlanta, Ga.	L. Knee (8/9)
56	Brian Cushing	ILB	6-3	255	25	4	Southern California	Park Ridge, N.J.	L. Knee (10/8)
72	David Hunter	DE	6-2	303	23	R	Houston	Houston, Texas	L. Toe (10/17)
78	Rashad Butler	T	6-4	307	29	7	Miami (Fla.)	West Palm Beach, Fla.	R. Triceps (8/30)
91	Ra'Shon Harris	NT	6-5	301	26	2	Oregon	Pensacola, Fla.	Triceps (8/30)
96	Tim Jamison	DE	6-3	285	26	4	Michigan	Harvey, Ill.	R. Achilles (10/14)

Practice Squad (8)

7	Case Keenum	QB	6-1	209	24	R	Houston	Abilene, Texas	CFA-'12
15	Jeff Maehl	WR	6-0	185	23	1	Oregon	Paradise, Calif.	CFA-'11
35	Eddie Pleasant	SS	5-10	210	23	R	Oregon	Compton, Calif.	CFA-'12
64	Delano Johnson	OLB	6-4	280	24	R	Bowie State	Baltimore, Md.	CFA-'12
65	Keith Browner	DE	6-4	279	24	R	California	Los Angeles, Calif.	CFA-'12
69	Nick Mondek	T	6-5	303	24	R	Purdue	Naperville, Ill.	D6-'12
85	Logan Brock	TE	6-3	248	24	R	Texas Christian	Copperas Cove, Texas	CFA-'12
90	Cameron Collins	LB	6-2	241	23	R	Oregon State	Santa Monica, Calif.	CFA-'12

Practice Squad Injured (1)

48	Phillip Supernaw	TE	6-5	250	22	R	Ouachita Baptist	Katy, Texas	R. Foot (10/17)
----	------------------	----	-----	-----	----	---	------------------	-------------	-----------------

COACHING ROSTER

COACH	POSITION
Gary Kubiak	Head Coach
Bill Kollar	Asst. Head Coach/Defensive Line
Rick Dennison	Offensive Coordinator
Joe Marciano	Special Teams Coordinator
Wade Phillips	Defensive Coordinator
John Benton	Offensive Line
Perry Carter	Asst. Defensive Backs
Karl Dorrell	Quarterbacks
Dan Hammerschmidt	Offensive Assistant
Chick Harris	Running Backs
Reggie Herring	Linebackers
Vance Joseph	Defensive Backs
Bobby King	Defensive Assistant
Larry Kirksey	Wide Receivers
Marc Lubick	Assistant Wide Receivers
Brian Pariani	Tight Ends
Jim Ryan	Assistant Offensive Line
Matt Schlotz	Asst. Strength and Conditioning
Cedric Smith	Head Strength and Conditioning

PRONUNCIATION GUIDE

PLAYER	POSITION
Bryan Braman	BRAY-man
Justin Forsett	for-SET
Keyaron Fox	KEE-air-on
Lestar Jean	Less-TAR JEEN
Shiloh Keo	SHY-lo K-yo
Keshawn Martin	KEY-shawn
DeVier Posey	Duh-VEER PO-Z
Glover Quin	GLOW-ver
Barrett Ruud	RUDE
Matt Schaub	SHOBB

PARTICIPATION KEY

GP	Games Played
GS	Games Started
DNP	Did Not Play
IA	Inactive

** - Played in three games with New Orleans

*** - Played in one game with New England

^ - Played in three games and was inactive for one game with the New York Jets

ROSTER BY POSITION

Game 13 • Houston Texans at New England Patriots • Monday, Dec. 10, 2012

OFFENSE

Quarterbacks (2)

8	Matt Schaub	QB	6-5	239	9	Virginia
13	T.J. Yates	QB	6-4	219	2	North Carolina

Wide Receivers (5)

11	DeVier Posey	WR	6-2	206	R	Ohio State
18	Lestar Jean	WR	6-3	212	2	Florida Atlantic
80	Andre Johnson	WR	6-3	230	10	Miami (Fla.)
82	Keshawn Martin	WR	5-11	190	R	Michigan State
83	Kevin Walter	WR	6-3	218	10	Eastern Michigan

Running Backs (6)

23	Arian Foster	RB	6-1	228	4	Tennessee
28	Justin Forsett	RB	5-8	194	5	California
43	Jonathan Grimes	RB	5-10	209	R	William & Mary
44	Ben Tate	RB	5-11	215	3	Auburn
40	Tyler Clutts	FB	6-2	260	2	Fresno State
86	James Casey	FB	6-3	240	4	Rice

Tight Ends (2)

81	Owen Daniels	TE	6-3	249	7	Wisconsin
88	Garrett Graham	TE	6-3	244	3	Wisconsin

Offensive Line (11)

66	Andrew Gardner	T	6-6	309	3	Georgia Tech
68	Ryan Harris	T	6-5	300	5	Notre Dame
75	Derek Newton	T	6-6	318	2	Arkansas State
76	Duane Brown	T	6-4	320	5	Virginia Tech
62	Antoine Caldwell	G	6-3	315	4	Alabama
67	Cody White	G	6-3	301	R	Illinois State
74	Wade Smith	G	6-4	307	10	Memphis
79	Brandon Brooks	G	6-5	340	R	Miami (Ohio)
55	Chris Myers	C	6-4	290	8	Miami (Fla.)
60	Ben Jones	G/C	6-3	303	R	Georgia
78	Rashad Butler (IR)	T	6-4	307	7	Miami (Fla.)

SPECIAL TEAMS

5	Donnie Jones	P	6-2	221	9	LSU
46	Jon Weeks	LS	5-10	248	3	Baylor
17	Shayne Graham	K	6-0	210	11	Virginia Tech
4	Randy Bullock (IR)	K	5-9	208	R	Texas A&M

DEFENSE

Defensive Line (9)

93	Jared Crick	DE	6-4	287	R	Nebraska
94	Antonio Smith	DE	6-4	284	8	Oklahoma State
99	J.J. Watt	DE	6-5	295	2	Wisconsin
92	Earl Mitchell	NT	6-3	300	3	Arizona
95	Shaun Cody	NT	6-4	307	8	Southern California
97	Terrell McClain	NT	6-2	300	2	South Florida
72	David Hunter (IR)	DE	6-2	303	R	Houston
91	Ra'Shon Harris (IR)	NT	6-5	301	2	Oregon
96	Tim Jamison (IR)	DE	6-3	285	4	Michigan

Linebackers (11)

51	Darryl Sharpton	ILB	5-11	234	3	Miami (Fla.)
52	Tim Dobbins	ILB	6-1	236	7	Iowa State
53	Bradie James	ILB	6-2	240	10	LSU
54	Barrett Ruud	ILB	6-2	241	8	Nebraska
50	Bryan Braman	OLB	6-5	251	2	West Texas A&M
57	Jesse Nading	OLB	6-5	257	4	Colorado State
58	Brooks Reed	OLB	6-3	257	2	Arizona
59	Whitney Mercilus	OLB	6-3	257	R	Illinois
98	Connor Barwin	OLB	6-4	268	4	Cincinnati
45	Keyaron Fox (IR)	ILB	6-3	235	9	Georgia Tech
56	Brian Cushing (IR)	ILB	6-3	255	4	Southern California

Secondary (10)

20	Roc Carmichael	CB	5-10	195	2	Virginia Tech
21	Brice McCain	CB	5-9	185	4	Utah
24	Johnathan Joseph	CB	5-11	189	7	South Carolina
25	Kareem Jackson	CB	5-10	192	3	Alabama
26	Brandon Harris	CB	5-10	194	2	Miami (Fla.)
36	Alan Ball	CB	6-2	268	5	Illinois
27	Quintin Demps	SS	5-11	208	4	UTEP
38	Danieal Manning	SS	5-11	210	7	Abilene Christian
29	Glover Quin	FS	6-0	207	4	New Mexico
31	Shiloh Keo	FS	5-11	202	2	Idaho

HOW THEY WERE BUILT

Game 13 • Houston Texans at New England Patriots • Monday, Dec. 10, 2012

Year	College Draft (29)	Trades (3)	Free Agents (36)
2003 5-11 4th, AFC South	WR Andre Johnson (1)		
2004 7-9 3rd, AFC South			
2005 2-14 4th, AFC South			
2006 6-10 4th, AFC South	TE Owen Daniels (4)		WR Kevin Walter (RFA-CIN)
2007 8-8 4th, AFC South		QB Matt Schaub (ATL)	T Rashad Butler (W-CAR) (IR)
2008 8-8 3rd, AFC South	T Duane Brown (1)	C Chris Myers (DEN)	OLB Jesse Nading (CFA)
2009 9-7 2nd, AFC South	ILB Brian Cushing (1) (IR) OLB Connor Barwin (2) G Antoine Caldwell (3) FS Glover Quin (4a) FB James Casey (5) CB Brice McCain (6)		NT Shaun Cody (UFA-DET) RB Arian Foster (CFA) DE Tim Jamison (CFA) (IR) DE Antonio Smith (UFA-ARI)
2010 6-10 3rd, AFC South	CB Kareem Jackson (1) RB Ben Tate (2) NT Earl Mitchell (3) ILB Darryl Sharpton (4a) TE Garrett Graham (4b)		G Wade Smith (UFA-KC) LS Jon Weeks (FA)
2011 10-6 AFC South Champions	DE J.J. Watt (1) OLB Brooks Reed (2a) CB Brandon Harris (2b) CB Roc Carmichael (4) FS Shiloh Keo (5a) QB T.J. Yates (5b) T Derek Newton (7a)		OLB Bryan Braman (CFA) SS Quintin Demps (FA) ILB Tim Dobbins (FA) T Andrew Gardner (FA) NT Ra'Shon Harris (FA) (IR) WR Lestar Jean (CFA) CB Johnathan Joseph (UFA-CIN) WR Jeff Maehl (CFA) (PS) SS Danieal Manning (UFA-CHI)
2012 11-1	OLB Whitney Mercilus (1) WR DeVier Posey (3a) G Brandon Brooks (3b) G/C Ben Jones (4a) WR Keshawn Martin (4b) DE Jared Crick (4c) K Randy Bullock (5) (IR) T Nick Mondek (6) (PS)	FB Tyler Clutts (CHI)	CB Alan Ball (UFA-DAL) TE Logan Brock (CFA) (PS) DE Keith Browner (CFA) (PS) LB Cameron Collins (CFA) (PS) RB Justin Forsett (UFA-SEA) LB Keyaron Fox (FA) (IR) K Shayne Graham (FA) RB Jonathan Grimes (W-NYJ) T Ryan Harris (FA) DE David Hunter (CFA) ILB Bradie James (UFA-DAL) OLB Delano Johnson (CFA) (PS) P Donnie Jones (UFA-STL) QB Case Keenum (CFA) (PS) DE Terrell McClain (FA) SS Eddie Pleasant (CFA) (PS) LB Barrett Ruud (FA) TE Phillip Supernaw (CFA) (PSI) G Cody White (CFA)

UNOFFICIAL DEPTH CHART

Game 13 • Houston Texans at New England Patriots • Monday, Dec. 10, 2012

OFFENSE

WR	80 Andre Johnson	18 Lestar Jean		
LT	76 Duane Brown	66 Andrew Gardner		
LG	74 Wade Smith	<u>67 Cody White</u>		
C	55 Chris Myers	<u>60 Ben Jones</u>		
RG	<u>60 Ben Jones</u>	62 Antoine Caldwell	<u>79 Brandon Brooks</u>	
RT	75 Derek Newton	68 Ryan Harris		
TE	81 Owen Daniels	88 Garrett Graham		
WR	83 Kevin Walter	<u>82 Keshawn Martin</u>	<u>11 DeVier Posey</u>	
QB	8 Matt Schaub	13 T.J. Yates		
FB	86 James Casey	40 Tyler Clutts		
RB	23 Arian Foster	44 Ben Tate	28 Justin Forsett	<u>43 Jonathan Grimes</u>

DEFENSE

DE	99 J.J. Watt			
NT	95 Shaun Cody	92 Earl Mitchell	97 Terrell McClain	
DE	94 Antonio Smith	<u>93 Jared Crick</u>		
SLB	98 Connor Barwin	50 Bryan Braman	57 Jesse Nading	(58 Brooks Reed)
MLB	53 Bradie James	54 Barrett Ruud		
MO	51 Darryl Sharpton	52 Tim Dobbins		
WLB	<u>59 Whitney Mercilus</u>	50 Bryan Braman		
LCB	25 Kareem Jackson	22 Alan Ball	26 Brandon Harris	
RCB	24 Johnathan Joseph	20 Roc Carmichael		
SS	38 Danieal Manning	27 Quintin Demps		
FS	29 Glover Quin	31 Shiloh Keo		

SPECIAL TEAMS

PK	17 Shayne Graham			
P	5 Donnie Jones			
LS	46 Jon Weeks	86 James Casey		
KR	<u>82 Keshawn Martin</u>	28 Justin Forsett	31 Shiloh Keo	
PR	<u>82 Keshawn Martin</u>	28 Justin Forsett	31 Shiloh Keo	
H	5 Donnie Jones			

Bold denotes rookies

(Parentheses) denotes injured player

2012 STATISTICS

Game 13 • Houston Texans at New England Patriots • Monday, Dec. 10, 2012

WON 11, LOST 1

Date	W/L	Score	Opponent	Attendance
9/9	W	30-10	Miami	71,566
9/16	W	27-7	at Jacksonville	62,907
9/23	W	31-25	at Denver	76,566
9/30	W	38-14	Tennessee	71,581
10/8	W	23-17	at New York Jets	79,088
10/14	L	24-42	Green Bay	71,702
10/21	W	43-13	Baltimore	71,708
11/4	W	21-9	Buffalo	71,698
11/11	W	13-6	at Chicago	62,410
11/18	W	43-37 (OT)	Jacksonville	71,676
11/22	W	34-31 (OT)	at Detroit	64,827
12/2	W	24-10	at Tennessee	69,143

TEXANS STATISTICS

	TEXANS	Opponents
Total First Downs	269	205
Rushing	95	58
Passing	160	128
Penalty	14	19
3rd Down: Made/Att	68/172	46/162
3rd Down Pct.	39.5%	28.4%
4th Down: Made/Att	4/5	5/15
4th Down Pct.	80.0%	33.3%
Possession Avg.	34:07	25:53
Total Net Yards	4,675	3,871
Avg. Per Game	389.6	322.6
Total Plays	846	753
Avg. Per Play	5.5	5.1
Net Yards Rushing	1,710	1,051
Avg. Per Game	142.5	87.6
Total Rushes	413	257
Net Yards Passing	2,965	2,820
Avg. Per Game	247.1	235.0
Sacked/Yards Lost	15/120	36/214
Gross Yards	3,085	3,034
Attempts/Completions	418/268	460/244
Completion Pct.	64.1%	53.0%
Had Intercepted	10	14
Punts/Average	69/46.7	72/45.6
Net Punting Avg.	40.2	39.5
Penalties/Yards	74/610	68/652
Fumbles/Ball Lost	8/2	19/12
Touchdowns	41	24
Rushing	16	2
Passing	21	20
Returns	4	2

SCORE BY PERIODS

	1	2	3	4	OT	Total
TEXANS	78	123	77	61	12	351
Opponents	49	53	61	55	3	221

SCORING

	TD	Ru	Pa	Rt	PAT	FG	2PT	TP
S.Graham	0	0	0	0	40/40	21/26	0	103
A.Foster	15	13	2	0	0/0	0/0	0	90
O.Daniels	6	0	6	0	0/0	0/0	0	36
A.Johnson	3	0	3	0	0/0	0/0	0	18
J.Casey	3	0	3	0	0/0	0/0	0	18
G.Graham	3	0	3	0	0/0	0/0	0	18
B.Tate	2	2	0	0	0/0	0/0	0	12
K.Walter	2	0	2	0	0/0	0/0	0	12
J.Joseph	1	0	0	1	0/0	0/0	0	6
D.Manning	1	0	0	1	0/0	0/0	0	6
J.Forsett	1	1	0	0	0/0	0/0	0	6
L.Jean	1	0	1	0	0/0	0/0	0	6
K.Martin	1	0	1	0	0/0	0/0	0	6
D.Posey	1	0	0	1	0/0	0/0	0	6
K.Jackson	1	0	0	1	0/0	0/0	0	6
C.Barwin	0	0	0	0	0/0	0/0	0	2
TEXANS	41	16	21	4	40/40	21/26	0	351
Opponents	24	2	20	2	24/24	17/20	0	221

2-Pt. Conversions: TEXANS 0/0, Opponents: 0/0

SACKS: J.Watt 15.5, A.Smith 5.0, W.Mercilus 5.0, B.Reed 2.5, C.Barwin 2.0, T.Jamison 1.0, D.Manning 1.0, G.Quin 1.0, TEAM 1.0, B.McCain 0.5, B.James 0.5 TEXANS: 36.0, Opponents: 15.0.

	No.	Yds	Avg	Long	TD
RUSHING					
A.Foster	283	1,102	3.9	46	13
J.Forsett	59	364	6.2	81t	1
B.Tate	46	196	4.3	25	2
K.Martin	4	53	13.3	21	0
J.Casey	1	6	6.0	6	0
D.Posey	1	-3	-3.0	-3	0
M.Schaub	19	-8	-0.4	8	0
TEXANS	413	1,710	4.1	81t	16
Opponents	257	1,051	4.1	28	2

	No.	Yds	Avg	Long	TD
RECEIVING					
A.Johnson	74	1,114	15.1	60t	3
O.Daniels	50	598	12.0	39t	6
K.Walter	35	444	12.7	52t	2
A.Foster	30	137	4.6	18	2
J.Casey	29	274	9.4	30	3
G.Graham	25	243	9.7	30	3
K.Martin	9	89	9.9	18	1
B.Tate	9	48	5.3	11	0
L.Jean	4	120	30.0	54t	1
J.Forsett	2	24	12.0	18	0
M.Schaub	1	-6	-6.0	-6	0
TEXANS	268	3,085	11.5	60t	21
Opponents	244	3,034	12.4	81t	20

	No.	Yds	Avg	Long	TD
INTERCEPTIONS					
K.Jackson	4	71	17.8	63t	1
J.Joseph	2	88	44.0	52t	1
D.Manning	2	59	29.5	55t	1
G.Quin	2	22	11.0	22	0
B.McCain	1	86	86.0	86	0
T.Dobbins	1	7	7.0	7	0
B.Cushing	1	1	1.0	1	0
D.Sharpton	1	-2	-2.0	-2	0
TEXANS	14	332	23.7	86	3
Opponents	10	91	9.1	20	0

	No.	Yds	Avg	Net	TB	In	Lg	B
PUNTING								
D.Jones	69	3,223	46.7	40.2	5	24	66	0
TEXANS	69	3,223	46.7	40.2	5	24	66	0
Opponents	71	3,282	45.6	40.0	2	27	70	1

	Ret	FC	Yds	Avg	Long	TD
PUNT RETURNS						
T.Holliday	16	6	147	9.2	36	0
K.Martin	15	7	215	14.3	71	0
TEXANS	31	13	362	11.7	71	0
Opponents	35	12	346	9.9	72t	1

	No.	Yds	Avg	Long	TD
KICKOFF RETURNS					
K.Martin	21	507	24.1	54	0
T.Holliday	10	194	19.4	30	0
S.Keo	1	0	0.0	0	0
J.Casey	1	0	0.0	0	0
TEXANS	33	701	21.2	54	0
Opponents	51	1,253	24.6	100t	1

	1-19	20-29	30-39	40-49	50+
FIELD GOALS					
S.Graham	1/1	6/6	6/6	6/8	2/5
TEXANS	1/1	6/6	6/6	6/8	2/5
Opponents	0/0	4/4	6/7	3/5	4/4

S. Graham: (52SH, 35G, 40G, 19G) (31G, 37G) (41G) (33G) (27G, 42G, 22G) (51G) (33G, 29G) (46B) (20G, 42G) (42G, 50WL, 27G, 47WL, 25G) (45G, 51WL, 32G) (50G)
Opponents: (39G) () (32G, 23G, 53G) () (21G) () (51G, 54G) (37WR, 22G, 38G, 39G) (51G, 24G, 48LU) (43G, 40G, 33G) (46G, 47RU) (37G)

FUMBLES/LOST: B. Tate, 1/1, A. Foster, 2/1, T. Holliday, 1/0, M. Schaub 3/0, K. Martin 1/0.
TEXANS: 8/2, Opponents: 18/12.
OPP. FUMBLE RECOVERIES: T. Dobbins 3, J. Watt 2, C. Barwin 1, Q. Demps 1, B. James 1, D. Manning 1, W. Mercilus 1, D. Sharpton 1, A. Smith 1. Total: 12

	Att	Comp	Yds	Cmp%	Yds/Att	TD	TD%	Int	Int%	Long	Sack/Lost	Rating
PASSING												
M.Schaub	413	266	3,062	64.4%	7.4	21	5.1%	9	2.2%	60t	15/120	94.5
T.Yates	5	2	23	40.0%	4.6	0	0.0%	1	20.0%	12	0/0	15.0
TEXANS	418	268	3,085	64.1%	7.4	21	5.0%	10	2.4%	60t	15/120	93.0
Opponents	460	244	3,034	53.0%	6.6	20	4.3%	14	3.0%	81t	36/214	75.6

2012 DEFENSIVE AND SPECIAL TEAMS STATISTICS

Game 13 • Houston Texans at New England Patriots • Monday, Dec. 10, 2012

DEFENSIVE STATISTICS - after coaches' review

TACKLES	Solo	Asst	Total	Sacks	Sack Yds	Tackles For Loss	QB Hits	INT- Yards	Pass Def.	Forced Fumbles	Fumble Recovery
J.J. Watt	64	19	83	15.5	98.5	28	32	0	15	1	2
Bradie James	41	39	80	0.5	4.0	3	2	0	1	0	1
Glover Quin	70	9	79	1.0	8.0	2	1	2 (22)	12	2	0
Danieal Manning	66	6	72	1.0	0.0	2	1	2 (59)	7	3	1
Johnathan Joseph	45	6	51	0.0	0.0	0	0	2 (88)	8	0	0
Connor Barwin	30	20	50	2.0	8.0	10	14	0	3	0	1
Kareem Jackson	40	5	45	0.0	0.0	0	0	4 (71)	12	0	0
Brian Cushing	27	16	43	0.0	0.0	0	1	1 (1)	2	1	0
Earl Mitchell	18	23	41	0.0	0.0	0	1	0	3	0	0
Brooks Reed	19	19	38	2.5	11.5	2	6	0	3	1	0
Antonio Smith	22	15	37	5.0	35.0	5	11	0	3	2	1
Tim Dobbins	23	13	36	0.0	0.0	2	0	1 (7)	3	0	3
Quintin Demps	24	3	27	0.0	0.0	2	0	0	4	0	1
Darryl Sharpton	12	15	27	0.0	0.0	1	1	1 (-2)	1	0	1
Jared Crick	12	12	24	0.0	0.0	0	2	0	2	0	0
Shaun Cody	12	11	23	0.0	0.0	0	0	0	2	0	0
Brice McCain	20	2	22	0.5	4.0	0	2	1 (86)	7	0	0
Whitney Mercilus	11	2	13	5.0	10.0	5	3	0	1	2	1
Tim Jamison	2	9	11	1.0	12.0	1	1	0	1	0	0
Alan Ball	7	0	7	0.0	0.0	0	0	0	3	0	0
Brandon Harris	6	1	7	0.0	0.0	0	0	0	2	0	0
Barrett Ruud	3	3	6	1.0	8.0	1	1	0	2	0	0
Troy Nolan	4	1	5	0.0	0.0	0	0	0	0	0	0
Roc Carmichael	5	0	5	0.0	0.0	0	0	0	1	0	0
Bryan Braman	3	1	4	0.0	0.0	0	0	0	0	0	0
Jesse Nading	1	1	2	0.0	0.0	0	0	0	0	0	0
Shiloh Keo	0	2	2	0.0	0.0	0	0	0	0	0	0
Terrell McClain	0	1	1	0.0	0.0	0	0	0	0	0	0
TEAM	0	0	0	1.0	15.0	0	0	0	0	0	0
TEXANS	587	254	841	36.0	214.0	64	79	14 (332)	98	12	12
Opponents	559	181	740	15.0	120.0	60	47	10 (91)	51	5	2

MISCELLANEOUS TACKLES: Owen Daniels 3, Andre Johnson 3, Keshawn Martin 2, Antoine Caldwell 1, James Casey 1, Justin Forsett 1, Kevin Walter 1.

MISCELLANEOUS FUMBLE RECOVERIES: Matt Schaub 2, Arian Foster 1, Ryan Harris 1.

SPECIAL TEAMS STATISTICS

	Solo	Asst	Total	Blocked PAT	Blocked Punt	Blocked FG	Forced Fumble	Fumble Recovery
Alan Ball	10	2	12	0	0	0	1	0
Bryan Braman	11	1	12	0	1	0	0	0
Jesse Nading	8	2	10	0	0	0	0	0
Shiloh Keo	6	3	9	0	0	0	0	0
Tim Dobbins	7	2	9	0	0	0	0	0
Whitney Mercilus	5	1	6	0	0	0	0	0
Quintin Demps	4	2	6	0	0	0	0	0
Mister Alexander	4	1	5	0	0	0	0	0
Brice McCain	5	0	5	0	0	0	0	0
Troy Nolan	1	2	3	0	0	0	0	0
Justin Forsett	3	0	3	0	0	0	0	0
Barrett Ruud	3	0	3	0	0	0	0	0
Jon Weeks	0	2	2	0	0	0	0	0
James Casey	2	0	2	0	0	0	0	0
Brandon Harris	2	0	2	0	0	0	0	0
DeVier Posey	0	2	2	0	0	0	0	0
Roc Carmichael	2	0	2	0	0	0	0	0
Donnie Jones	1	0	1	0	0	0	0	0
Shayne Graham	2	0	1	0	0	0	0	0
Tyler Clutts	0	1	1	0	0	0	0	0
Keshawn Martin	0	0	0	0	0	0	0	1
TEXANS	76	21	96	0	1	0	1	1
Opponents	51	12	63	0	0	1	1	1

THE LAST TIME...

Game 13 • Houston Texans at New England Patriots • Monday, Dec. 10 , 2012

BY TEXANS

BY OPPONENT

501, at Detroit (296 passing, 205 rushing), 11/22/12	500 TOTAL NET YARDS	525, at Detroit (419 passing, 106 rushing), 11/22/12
231, Arian Foster vs. Indianapolis, 9/12/10	200 YARDS RUSHING	211, Larry Johnson vs. Kansas City, 11/20/05
152, Arian Foster at New York Jets, 10/8/12	150 YARDS RUSHING	151, Chris Johnson vs. Tennessee, 11/23/09
102, Arian Foster at Detroit, 11/22/12	100 YARDS RUSHING	141, Chris Johnson vs. Tennessee, 9/30/12
527, Matt Schaub vs. Jacksonville, 11/18/12	400 YARDS PASSING	441, Matthew Stafford at Detroit, 11/22/12
315, Matt Schaub at Detroit, 11/22/12	300 YARDS PASSING	309, Jake Locker at Tennessee, 12/2/12
273, Andre Johnson vs. Jacksonville, 11/18/12	200 YARDS RECEIVING	236, Justin Blackmon vs. Jacksonville, 11/18/12
188, Andre Johnson at Detroit, 11/22/12	150 YARDS RECEIVING	163, Austin Collie vs. Indianapolis, 9/12/10
118, Andre Johnson vs. Buffalo, 11/4/12	100 YARDS RECEIVING	140, Calvin Johnson, at Detroit, 11/22/12
5, Matt Schaub vs. Jacksonville, 11/18/12	FIVE TOUCHDOWN PASSES	6, Aaron Rodgers vs. Green Bay, 10/14/12
4, Matt Schaub at Denver, 9/23/12	FOUR TOUCHDOWN PASSES	4, Chad Henne vs. Jacksonville, 11/18/12
3, Matt Schaub at New Orleans, 9/25/11	THREE TOUCHDOWN PASSES	3, Drew Brees at New Orleans, 9/25/11
2, Matt Schaub vs. Jacksonville, 11/18/12	THROW TWO+ INTERCEPTIONS	3, Jake Locker, at Tennessee, 12/2/12
Never Happened	THREE TOUCHDOWN RECEPTIONS	3, Jordy Nelson vs. Green Bay, 10/14/12
2, Garrett Graham vs. Jacksonville, 11/18/12	TWO TOUCHDOWN RECEPTIONS	2, Mercedes Lewis vs. Jacksonville, 11/18/12
Never Happened	FOUR TOUCHDOWNS RUSHING	4, Shaun Alexander at Seattle, 10/16/05
3, Arian Foster vs. Indianapolis, 9/12/10	THREE TOUCHDOWNS RUSHING	3, Maurice Jones-Drew vs. Jacksonville, 9/27/09
2, Arian Foster at Detroit, 11/22/12	TWO TOUCHDOWNS RUSHING	2, Maurice Jones-Drew at Jacksonville, 11/14/10
3.0, J.J. Watt at Detroit, 11/22/12	THREE SACKS	3.0, DeMarcus Ware vs. Dallas, 9/26/10
52 yards, Johnathan Joseph vs. Baltimore, 10/21/12	INTERCEPTION RETURNED FOR TOUCHDOWN	12 yards, Josh Wilson vs. Baltimore (OT), 12/13/10
Wade Smith, recovered in end zone, at Baltimore, 10/16/11	FUMBLE RETURNED FOR TOUCHDOWN	38 yards, Ashton Youboty at Jacksonville, 11/27/11
52-yard INT return, Johnathan Joseph vs. Baltimore, 10/21/12	DEFENSIVE TOUCHDOWN	38-yard FUM return, Ashton Youboty at Jacksonville, 11/27/11
Kris Brown, 5-5, vs. Miami, 10/7/07	FIVE-OR-MORE FIELD GOALS	Billy Cundiff 5-5 at Baltimore, 10/16/11
Neil Rackers, 4-4, at New Orleans, 9/25/11	FOUR FIELD GOALS	Adam Vinatieri 4-5 at Indianapolis, 12/22/11
Danieal Manning blocked kick by Shaun Suisham vs. Pittsburgh, 10/2/11	FIELD GOAL BLOCKED	Alex Carrington blocked kick by Shayne Graham vs. Buffalo, 11/4/12
Never Happened	FG BLOCKED/MISSED AND RETURNED FOR TD	Never Happened
Bryan Braman blocked punt by Tim Masthay vs. Green Bay, 10/14/12	PUNT BLOCKED	Rocky Boiman blocked punt by Chad Stanley vs. Tennessee, 12/29/02
DeVier Posey recovered Tim Masthay punt blocked by Bryan Braman vs. Green Bay, 10/14/12	PUNT BLOCKED AND RETURNED FOR TD	Never Happened
95 yards, Jacoby Jones vs. Oakland, 10/4/09	KICKOFF RETURNED FOR TOUCHDOWN	100 yards, Joe McKnight at New York Jets, 10/8/12
79 yards, Jacoby Jones vs. Indianapolis, 9/11/11	PUNT RETURNED FOR TOUCHDOWN	72 yards, Marcus Thigpen vs. Miami, 9/9/12
Michael Boulware blocked PAT by John Carney at Jacksonville, 10/14/07	PAT BLOCKED	Albert Haynesworth blocked PAT by Neil Rackers at Tampa Bay, 11/13/11
Kris Brown missed PAT vs. New England, 1/3/10	MISSED PAT	John Carney PAT blocked by Michael Boulware at Jacksonville, 10/14/07
Matt Schaub pass to Jacoby Jones vs. Baltimore, 12/13/10	TWO POINT CONVERSION MADE	Drew Brees to Lance Moore pass (2x), at New Orleans, 9/25/11
Snap over head of Jake Delhomme vs. Tennessee, 1/1/12	TWO POINT CONVERSION FAILED	Josh Freeman incomplete pass to Mike Williams at Tampa Bay, 11/13/11
Connor Barwin sack of Joe Flacco vs. Baltimore, 10/21/12	SAFETY SCORED	Elvis Dumervil sack of Matt Schaub at Denver, 9/23/12
43, vs. Jacksonville, 11/18/12	SCORED 40 POINTS	42, vs. Green Bay, 10/14/12
34-31, at Detroit, 11/22/12	WON OVERTIME GAME	28-34, vs. Baltimore, 12/13/10
20-0, vs. Tennessee, 11/28/10	SHUTOUT	0-27, at Jacksonville, 12/7/03

HIGHS AND LOWS/RECORD WHEN

Game 13 • Houston Texans at New England Patriots • Monday, Dec. 10 , 2012

TEAM SEASON HIGHS AND LOWS

	Texans		Opponents	
	High	Low	High	Low
Points	43, last vs. JAX	13 at CHI	42 vs. GB	6 at CHI
First Downs	39 vs. JAX	13 at CHI	29 at DET	8 at CHI
Total Offense	640 vs. JAX	215 at CHI	525 at DET	117 at JAX
Net Yards Rushing	216 at JAX	83 vs. MIA	158 vs. TEN	55 vs. BAL
Net Yards Passing	504 vs. JAX	88 at CHI	419 at DET	52 at JAX
Offensive Plays	92 vs. JAX	59 vs. TEN	87 at DET	38 at JAX
Rushing Attempts	48 at JAX	28 , last at DET	31 vs. GB	12 vs. BAL
Pass Attempts	55 vs. JAX	26 at CHI	61 at DET	21 at JAX
Pass Completions	29 at DET	14, last at CHI	31 at DET	9 at JAX
Passes Had Intercepted	2, last vs. JAX	0, last at TEN	3, last at TEN	0, last at DET
Sacks Allowed	3 vs. GB	0, last at TEN	6 at TEN	0 at CHI
Fumbles	2 vs. JAX	0 , last at CHI	3, last at TEN	0, last vs. GB
Fumbles Lost	1, last vs. JAX	0, last at TEN	3 at TEN	0, last vs. BAL
Total Turnovers	3, last vs. JAX	0, last at TEN	6 at TEN	0 vs. GB
Penalties	11 at TEN	1 vs. TEN	8 at JAX	3 vs. BUF
Yards Penalized	97 at TEN	3 vs. TEN	78 vs. MIA	15 vs. BUF
Time of Possession	43:17 at JAX	31:08 at CHI	37:01 at DET	16:43 at JAX
Defensive Interceptions	3, last at TEN	0, last at DET	3 vs. GB	0, last at TEN
Total Takeaways	6 at TEN	0, last vs. JAX	3, last vs. JAX	0, last at TEN
Drive (Plays)	98(14) at DEN	-22(3), vs. JAX	90 (8) at DET	-7 (3) last at TEN
Third-Down Conversions	8, last vs. BAL	3 at CHI	9 at DET	0 at JAX

INDIVIDUAL SEASON HIGHS

	Texans	Opponents
Yards Rushing	152, A. Foster at NYJ	141, C. Johnson vs. TEN
Rushing Attempts	29, twice, last A. Foster at CHI	25, C. Johnson vs. TEN
Rushing TDs	2, five times, last A. Foster at DET	1, J. Bell and M. Leshoure at DET
Receptions	14, A. Johnson vs. JAX	9, J. Nelson vs. GB
Yards Receiving	273, A. Johnson vs. JAX	236, J. Blackmon vs. JAX
Receiving TDs	2, G. Graham vs. JAX	3, J. Nelson vs. GB
Combined Yards	273, A. Johnson vs. JAX	236, J. Blackmon vs. JAX
All-Purpose Yards	273, A. Johnson vs. JAX	236, J. Blackmon vs. JAX
Yards Passing	527, M. Schaub vs. JAX	441, M. Stafford at DET
Pass Attempts	55, M. Schaub vs. JAX	61, M. Stafford at DET
Pass Completions	43, M. Schaub vs. JAX	31, M. Stafford at DET
TD Passes	5, M. Schaub vs. JAX	6, A. Rodgers vs. GB
Interceptions Thrown	2, three times, last M.Schaub vs. JAX	3, R. Tannehill vs. MIA / J. Locker at TEN
Longest Run	81, J. Forsett at DET	28, J. Parmele vs. JAX
Longest Pass Completion	60, M. Schaub at DEN	81, C. Henne vs. JAX
Longest Kickoff Return	54, K. Martin vs. JAX	100t, J. McKnight at NYJ
Longest Punt Return	71, K. Martin vs. JAX	72t, M. Thigpen vs. MIA
Longest INT Return	86, B. McCain at NYJ	20, C. Hayward vs. GB
Longest Punt	66, D. Jones at DEN	70, B. Kern at TEN
Longest Field Goal	51, S. Graham vs. GB	54, J. Tucker vs. BAL
Touchdowns Scored	2, six times, last A. Foster at DET	3, J. Nelson vs. GB
Points Scored	13, S. Graham vs. JAX	18, J. Nelson vs. GB

HOUSTON TEXANS RECORD WHEN...

Category	2012 Season W-L	All-Time W-L	Kubiak Era W-L
Texans at Reliant Stadium	5-1	44-42	34-20
Texans on the road	6-0	32-54	24-30
Texans on grass	9-1	69-69	52-35
Texans on artificial turf	2-0	7-27	6-15
Texans in a dome	1-0	2-11	2-5
Reliant Stadium roof open	0-0	23-18	15-6
Reliant Stadium roof closed	5-1	21-24	19-14
Texans score first	7-0	51-33	40-21
Opponent scores first	4-1	26-61	17-30
Texans score on first possession	5-0	30-23	25-17
Texans score 20+ points	10-1	61-36	49-24
Texans score less than 20 points	1-0	15-60	9-26
Texans allow 20+ points	3-1	22-85	18-48
Texans allow less than 20 points	8-0	54-11	40-2
Texans lead after 1st quarter	7-0	42-23	35-17
Texans trail after 1st quarter	2-1	19-57	13-27
Score tied after 1st quarter	2-0	15-16	9-7
Texans lead at halftime	9-0	50-22	41-13
Texans trail at halftime	1-1	19-68	11-35
Score tied at halftime	1-0	7-6	5-3
Texans lead after 3rd quarter	9-0	56-17	43-12
Texans trail after 3rd quarter	1-1	11-68	8-35
Score tied after 3rd quarter	1-0	9-11	6-4
Game goes to overtime	2-0	3-7	3-3
Texans have + turnover ratio	8-0	48-14	35-7
Texans have - turnover ratio	2-1	14-62	13-33
Turnover ratio even	1-0	14-20	10-10
Texans have 30:00+ TOP	11-1	62-30	49-19
Texans have less than 30:00 TOP	0-0	14-66	9-31
Matt Schaub starts at QB	11-1	43-33	43-33
Texans have 100-yard rusher	6-0	28-17	24-9
Texans have 300 net passing yards	1-0	9-15	9-13
Texans have 1 100-yard receiver	4-0	28-26	25-17
Texans have 2 100-yard receivers	0-0	2-4	2-2
Andre Johnson has 100+ yards receiving	4-0	23-19	21-12
Texans win coin toss	6-1	41-55	31-25
Texans lose coin toss	5-0	35-41	27-25
Texans wearing Blue jerseys	4-1	29-30	24-16
Texans wearing White jerseys	6-0	38-61	28-31
Texans wearing Red jerseys	1-0	9-5	6-3
Texans wearing All-White	1-0	4-4	4-4
Texans wearing All-Blue	1-0	3-4	3-4
Texans wearing All-Red	0-0	2-2	2-2
In September	4-0	15-21	11-12
In October	2-1	21-21	16-11
In November	4-0	18-26	13-14
In December	1-0	20-25	16-12
In January	0-0	2-3	2-1
On Sunday Night	1-1	2-4	1-1
On Thursday Night	0-0	1-2	1-2
On Monday Night	1-0	2-3	2-3
Kickoff is 12:00 CT	7-0	58-70	43-38
Kickoff is 3:00/3:05/3:15 CT	1-0	15-12	9-5
Kickoff is in Prime Time	2-1	5-9	4-6
vs. AFC South overall	4-0	24-40	18-22
vs. AFC South at home	2-0	15-17	12-8
vs. AFC South on the road	2-0	9-23	6-14
vs. AFC	9-0	55-71	44-37
vs. AFC North	1-0	10-13	8-5
vs. AFC East	3-0	12-10	9-5
vs. AFC West	1-0	10-10	8-5
vs. NFC	2-1	20-23	14-13
vs. NFC East	0-0	3-9	1-7
vs. NFC South	0-0	7-5	5-3
vs. NFC North	2-1	6-5	5-2
vs. NFC West	0-0	4-4	3-1

SEASON TOTALS

Game 13 • Houston Texans at New England Patriots • Monday, Dec. 10 , 2012

TEXANS SEASON TOTALS

	1st Downs				Total Offense								INTs by Hou.				Punts		Punt Returns					KO Returns				Pen		Fum		Scoring							Time Pos
	T	R	Pa	Pe	Yd	Ru	At	Pa	Sk-Yd	A	C	I	N	Yd	Lg	Td	N	Avg	N	Yd	FC	Lg	TD	N	Yd	Lg	TD	N	Yd	N	Lt	R	P	Rt	PAT	FG	S		
vs. MIA	19	3	15	1	337	83	35	254	2-12	31	20	0	3	40	36	0	5	43.6	1	14	2	14	0	3	47	19	0	4	35	0	0	2	1	0	3	3	0	34:44	
at JAX	28	16	11	1	411	216	48	195	0-0	35	26	0	0	0	0	0	6	49.8	6	77	2	36	0	2	58	30	0	10	64	1	0	3	0	0	3	2	0	43:17	
at DEN	23	7	13	3	436	152	34	284	1-6	30	17	1	0	0	0	0	5	54.2	4	19	1	13	0	1	0	0	0	9	69	1	1	0	4	0	4	1	0	31:40	
vs. TEN	16	5	11	0	297	95	31	202	0-0	28	20	0	2	118	63	2	6	43.2	4	34	0	11	0	2	56	28	0	1	3	0	0	1	2	2	5	1	0	32:26	
at NYJ	18	8	10	0	378	169	35	209	0-0	28	14	1	2	90	86	0	6	40.2	1	3	1	3	0	3	33	14	0	7	50	0	0	1	1	0	2	3	0	35:16	
vs. GB	23	6	16	1	321	90	28	231	3-24	38	22	3	0	0	0	0	4	51.5	1	19	2	19	0	3	65	31	0	7	69	1	0	2	0	1	3	1	0	32:01	
vs. BAL	27	11	13	3	420	181	37	239	2-17	37	23	0	2	52	52	1	5	48.0	4	9	0	7	0	1	17	17	0	5	60	1	0	2	2	1	5	2	1	38:16	
vs. BUF	21	8	13	0	374	118	32	256	2-12	27	19	0	0	0	0	0	5	49.4	2	34	1	26	0	4	62	28	0	7	42	0	0	1	2	0	3	0	0	34:03	
at CHI	13	6	6	1	215	127	35	88	1-7	26	14	2	2	5	4	0	8	44.6	0	0	1	0	0	3	66	23	0	3	35	0	0	0	1	0	1	2	0	31:01	
vs. JAX	39	10	26	3	640	136	35	504	2-23	55	43	2	0	0	0	0	3	37.0	2	76	2	71	0	5	162	54	0	2	20	2	1	0	5	0	5	3	0	41:01	
at DET	26	10	15	1	501	205	28	296	2-19	48	29	1	0	0	0	0	6	47.5	2	10	1	7	0	5	121	30	0	8	66	1	0	3	1	0	4	2	0	35:01	
at TEN	16	5	11	0	332	125	35	207	0-0	35	21	0	3	27	22	0	10	48.8	4	67	0	42	0	1	14	14	0	11	97	1	0	1	2	0	3	1	0	33:01	
at NE																																							
vs. IND																																							
vs. MIN																																							
at IND																																							
Totals	269	95	160	14	4,675	1,710	413	2,965	15-120	418	268	10	14	332	86	3	69	46.7	31	362	13	71	0	33	701	54	0	74	610	8	2	16	21	4	40	21	1	34:07	
Opp	205	58	128	19	3,871	1,051	257	2,820	36-214	460	244	14	10	91	20	0	71	45.6	35	346	12	72	1	51	1,253	100	1	68	652	19	12	2	20	2	24	17	1	25:53	

OPPONENTS SEASON TOTALS

	1st Downs				Total Offense								INTs by Opp.				Punts		Punt Returns					KO Returns				Pen		Fum		Scoring							Time Pos
	T	R	Pa	Pe	Yd	Ru	At	Pa	Sk-Yd	A	C	I	N	Yd	Lg	Td	N	Avg	N	Yd	FC	Lg	TD	N	Yd	Lg	TD	N	Yd	N	Lt	R	P	Rt	PAT	FG	S		
vs. MIA	15	6	7	2	275	76	20	199	3-23	36	20	3	0	0	0	0	3	44.3	2	76	1	72	1	6	155	32	0	7	78	3	1	0	0	1	1	1	1	0	25:16
at JAX	9	3	4	2	117	65	14	52	3-24	21	9	0	0	0	0	0	9	52.2	3	32	0	18	0	3	79	38	0	8	71	1	1	0	1	0	1	0	0	16:43	
at DEN	24	5	14	5	375	59	21	316	3-14	52	26	0	1	7	7	0	8	47.4	4	29	0	13	0	4	84	25	0	7	75	1	1	0	2	0	2	3	1	28:20	
vs. TEN	17	8	9	0	325	158	29	167	4-26	27	17	2	0	0	0	0	7	46.6	3	9	2	10	0	5	107	23	0	7	73	2	1	0	2	0	2	0	0	27:34	
at NYJ	15	5	10	0	286	69	23	217	3-13	32	14	2	1	0	0	0	6	44.2	0	0	3	0	0	5	160	100	1	5	25	2	0	0	1	1	2	1	0	24:44	
vs. GB	25	5	16	4	427	99	31	328	2-10	37	24	0	3	37	20	0	4	34.2	3	23	0	16	0	3	86	46	0	4	51	0	0	0	6	0	6	0	0	27:59	
vs. BAL	12	4	6	2	176	55	12	121	4-26	43	21	2	0	0	0	0	5	50.6	1	1	1	1	0	7	201	47	0	5	56	1	0	0	1	0	1	2	0	21:44	
vs. BUF	17	4	13	0	308	78	16	230	3-9	38	25	0	0	0	0	0	5	49.4	4	37	0	20	0	4	52	22	0	3	15	1	1	0	0	0	0	3	0	25:57	
at CHI	8	4	4	0	249	115	23	134	0-0	33	18	2	2	10	10	0	5	38.8	3	31	1	24	0	3	53	20	0	5	49	2	2	0	0	0	0	2	0	28:01	
vs. JAX	17	4	12	1	458	86	29	372	2-6	35	18	0	2	35	17	0	5	48.4	2	11	1	6	0	6	149	29	0	6	54	1	1	0	4	0	4	3	0	31:01	
at DET	29	8	21	0	525	106	23	419	3-22	61	31	0	1	2	2	0	8	37.4	4	31	1	16	0	3	71	38	0	7	70	2	1	2	2	0	4	1	0	37:01	
at TEN	17	2	12	3	354	89	17	265	6-44	45	21	3	0	0	0	0	6	50.5	6	65	2	16	0	2	56	35	0	4	35	3	3	0	1	0	1	1	0	26:01	
at NE																																							
vs. IND																																							
vs. MIN																																							
at IND																																							
Totals	205	58	128	19	3,871	1,051	257	2,820	36-214	460	244	14	10	91	20	0	71	45.6	35	346	12	72	1	51	1,253	100	1	68	652	19	12	2	20	2	24	17	1	25:53	
Texans	269	95	160	14	4,675	1,710	413	2,965	15-120	418	268	10	14	332	86	3	69	46.7	31	362	13	71	0	33	701	54	0	74	610	8	2	16	21	4	40	21	1	34:07	

SCORING

	Texans						Opponents					
	1st	2nd	3rd	4th	OT	Total	1st	2nd	3rd	4th	OT	Total
9-9 vs. MIA	0	24	3	3	0	30	3	0	7	0	0	10
9-16 at JAX	10	7	7	3	0	27	0	0	7	0	0	7
9-23 at DEN	7	14	10	0	0	31	5	6	0	14	0	25
9-30 vs. TEN	14	0	14	10	0	38	0	7	0	7	0	14
10-8 at NYJ	7	10	6	0	0	23	7	0	7	3	0	17
10-14 vs. GB	0	10	7	7	0	24	14	7	7	14	0	42
10-21 vs. BAL	9	20	7	7	0	43	3	0	7	3	0	13
11-4 vs. BUF	7	0	7	7	0	21	0	6	3	0	0	9
11-11 at CHI	3	7	0	3	0	13	0	3	3	0	0	6
11-18 vs. JAX	7	10	3	14	9	43	7	10	10	7	3	37
11-22 at DET	0	14	10	7	3	34	7	14	3	7	0	31
12-2 at TEN	14	7	3	0	0	24	3	0	7	0	0	10
12-10 at NE												
12-16 vs. IND												
12-23 vs. MIN												
12-30 at IND												
Totals	78	123	77	61	12	351	49	53	61	55	3	221

RED ZONE

||
||
||

DRIVE ENGINEERING/DOWN EFFICIENCY/TURNOVERS

Game 13 • Houston Texans at New England Patriots • Monday, Dec. 10 , 2012

TEXANS DRIVE ENGINEERING

	No. of Drives	TD	Miss FG	FG	Punt	Fum.	INT	Dwns	Safety	End Half	End Game	Pts.	Pts./ Drive
9-9 vs. MIA	13	3	1	3	5	0	0	0	0	0	1	30	2.31
9-16 at JAX	12	3	0	2	6	0	0	0	0	0	1	27	2.25
9-23 at DEN	14	4	0	1	5	1	1	0	1	1	0	31	2.21
9-30 vs. TEN	11	3	0	1	6	0	0	0	0	0	1	38	3.45
10-8 at NYJ	12	2	0	3	6	0	1	0	0	0	0	23	1.92
10-14 vs. GB	12	2	0	1	4	0	3	0	0	1	1	24	2.00
10-21 vs. BAL	12	4	0	2	5	0	0	0	0	0	1	43	3.58
11-4 vs. BUF	11	3	1	0	5	0	0	1	0	1	0	21	1.91
11-11 at CHI	14	1	0	2	8	0	2	0	0	0	1	13	0.93
11-18 vs. JAX	16	5	2	3	3	1	2	0	0	0	0	43	2.69
11-22 at DET	16	4	1	2	6	0	1	0	0	2	0	34	2.13
12-2 at TEN	15	3	0	1	10	0	0	0	0	0	1	24	1.60
12-10 at NE													
12-16 vs. IND													
12-23 vs. MIN													
12-30 at IND													
TOTALS	158	37	5	21	69	2	10	1	1	5	7	351	2.22

TEXANS THIRD AND FOURTH DOWN EFFICIENCY

Third and:	1	2	3	4	5	6	7	8	9	10+	Total	4th
9-9 vs. MIA	0-2	1-3	0-0	3-3	2-2	0-0	0-0	0-0	0-0	1-6	7-17	0-0
9-16 at JAX	4-6	2-3	1-2	1-1	0-0	0-0	0-0	0-1	0-1	0-3	8-17	1-1
9-23 at DEN	1-1	1-1	1-2	1-1	1-1	0-1	0-1	1-1	0-2	1-3	7-14	0-0
9-30 vs. TEN	3-5	1-1	0-0	0-1	1-2	0-1	1-2	0-0	0-0	0-2	6-14	1-1
10-8 at NYJ	1-2	1-2	1-1	0-0	0-2	1-1	1-2	0-0	0-0	1-5	6-15	0-0
10-14 vs. GB	0-0	1-1	1-1	1-1	0-0	0-2	1-1	0-0	1-1	0-5	5-12	0-0
10-21 vs. BAL	4-4	1-1	1-2	1-1	0-1	0-0	0-1	0-1	0-0	1-4	8-15	0-0
11-4 vs. BUF	0-0	1-2	0-0	2-3	0-2	0-1	0-0	0-0	0-0	1-3	4-11	0-1
11-11 at CHI	1-1	0-0	0-0	0-1	1-2	0-0	1-2	0-0	0-3	0-5	3-14	0-0
11-18 vs. JAX	4-5	1-1	0-2	0-0	0-1	0-1	0-0	0-0	0-0	0-1	4-11	0-0
11-22 at DET	0-0	1-1	0-0	0-1	1-1	1-3	1-1	1-2	0-0	1-5	6-15	1-1
12-2 at TEN	0-0	0-1	1-2	0-1	1-2	1-1	0-3	2-2	0-1	0-4	4-17	1-1
12-10 at NE												
12-16 vs. IND												
12-23 vs. MIN												
12-30 at IND												
TOTALS	18-26	11-17	6-11	9-14	7-15	3-11	5-13	4-7	1-8	6-46	68-172	4-5

FUMBLES

	Total	Lost	Players
9-9 vs. MIA	0	0	None
9-16 at JAX	1	0	T. Holliday
9-23 at DEN	1	1	B. Tate
9-30 vs. TEN	0	0	None
10-8 at NYJ	0	0	None
10-14 vs. GB	1	0	M. Schaub
10-21 vs. BAL	1	0	K. Martin
11-4 vs. BUF	0	0	None
11-11 at CHI	0	0	None
11-18 vs. JAX	2	1	M. Schaub and A. Foster
11-22 at DET	1	0	M. Schaub
12-2 at TEN	1	0	A. Foster
12-10 at NE			
12-16 vs. IND			
12-23 vs. MIN			
12-30 at IND			
Totals	8	2	

OPPONENTS DRIVE ENGINEERING

	No. of Drives	TD	Miss FG	FG	Punt	Fum.	INT	Dwns	Safety	End Half	End Game	Pts.	Pts./ Drive
9-9 vs. MIA	12	0	0	1	3	1	3	3	0	1	0	10	0.83
9-16 at JAX	12	1	0	0	9	1	0	0	0	1	0	7	0.58
9-23 at DEN	14	2	0	3	8	1	0	0	0	0	0	25	1.79
9-30 vs. TEN	13	2	0	0	7	1	2	0	0	1	0	14	1.08
10-8 at NYJ	11	1	0	1	6	0	2	0	0	0	1	17	1.55
10-14 vs. GB	12	6	0	0	4	0	0	1	0	0	0	42	3.50
10-21 vs. BAL	13	1	0	2	5	0	2	1	1	1	0	13	1.00
11-4 vs. BUF	11	0	1	3	5	1	0	0	0	0	1	9	0.82
11-11 at CHI	14	0	1	2	5	2	2	1	0	1	0	6	0.43
11-18 vs. JAX	14	4	0	3	5	1	0	1	0	0	0	37	2.64
11-22 at DET	15	4	1	1	8	1	0	0	0	0	0	31	2.07
12-2 at TEN	15	1	0	1	6	3	3	1	0	0	0	10	0.67
12-10 at NE													
12-16 vs. IND													
12-23 vs. MIN													
12-30 at IND													
TOTALS	156	22	3	17	71	12	14	8	1	5	2	221	1.42

FIRST DOWNS EARNED

(3rd or 4th Down)					
NAME	RUSH	PASS	REC	PEN	TOTAL
Matt Schaub*		158 (45)			158 (45)
Andre Johnson			57 (13)		57 (13)
Arian Foster	64 (12)		7 (5)		68 (15)
Owen Daniels			29 (11)		29 (11)
Lestar Jean			4 (3)		4 (3)
James Casey	1		16 (4)		17 (5)
Kevin Walter			23 (5)		23 (4)
Ben Tate	13 (2)		2		14 (2)
Justin Forsett	14 (4)		1		13 (4)
Garrett Graham			15 (2)		15 (2)
Keshawn Martin	3		6 (2)		9 (2)
T.J. Yates		2			2
Penalty				14 (5)	14 (5)
TOTALS	95 (19)	160 (45)	160 (45)	14 (5)	423 (111)

* Note: One first down awarded to passer and receiver on passes

INTERCEPTIONS THROWN

	Int.	Yards	Players
9-9 vs. MIA	0	0	None
9-16 at JAX	0	0	None
9-23 at DEN	1	7	M. Schaub
9-30 vs. TEN	0	0	None
10-8 at NYJ	1	0	M. Schaub
10-14 vs. GB	3	37	2 M. Schaub, 1 T.J. Yates
10-21 vs. BAL	0	0	None
11-4 vs. BUF	0	0	None
11-11 at CHI	2	10	M. Schaub
11-18 vs. JAX	2	35	M. Schaub
11-22 at DET	1	2	M. Schaub
12-2 at TEN	0	0	None
12-10 at NE			
12-16 vs. IND			
12-23 vs. MIN			
12-30 at IND			
Totals	10	91	

TURNOVERS/SACKS/TAKEAWAYS **Game 13 • Houston Texans at New England Patriots • Monday, Dec. 10 , 2012**

TURNOVERS

	Defensive Takeaways				Offensive Giveaways				Special Teams		Game
	Fum.	Int.	Total	Pts Off	Fum.	Int.	Total	Pts Off	Give	Take	
9-9 vs. MIA	1	3	4	24	0	0	0	0	0	0	+4
9-16 at JAX	1	0	1	0	0	0	0	0	0	0	+1
9-23 at DEN	1	0	1	0	1	1	2	17	0	0	-1
9-30 vs. TEN	1	2	3	17	0	0	0	0	0	0	+3
10-8 at NYJ	0	2	2	3	0	1	1	7	0	0	+1
10-14 vs. GB	0	0	0	0	0	3	3	7	0	0	-3
10-21 vs. BAL	0	2	2	10	0	0	0	0	0	0	+2
11-4 vs. BUF	1	0	1	0	0	0	0	0	0	0	+1
11-11 at CHI	2	2	4	3	0	2	2	3	0	0	+2
11-18 vs. JAX	1	0	1	0	1	2	3	14	0	0	-2
11-22 at DET	1	0	1	0	0	1	1	0	0	0	0
12-2 at TEN	3	3	6	10	0	0	0	0	0	0	+6
12-10 at NE											
12-16 vs. IND											
12-23 vs. MIN											
12-30 at IND											
Totals	12	14	26	67	2	10	12	48	0	0	+14

QUARTERBACK SACKS

Rk	Player	Sacks	Yards
1	J.J. Watt	15.5	98.5
2	Antonio Smith	5.0	35.0
	Whitney Mercilus	5.0	10.0
3	Brooks Reed	2.5	11.5
4	Connor Barwin	2.0	8.0
5	Tim Jamison	1.0	12.0
6	Glover Quin	1.0	8.0
	Barrett Ruud	1.0	8.0
7	Danieal Manning	1.0	0.0
8	Bradie James	0.5	4.0
	Brice McCain	0.5	4.0
9	Team	1.0	15.0
	Totals	36.0	214.0

HITS ON OPPOSING QUARTERBACKS

Rk	Player	QB Hits
1	J.J. Watt	32
2	Connor Barwin	14
3	Antonio Smith	10
4	Brooks Reed	6
5	Whitney Mercilus	3
6	Bradie James	2
	Jared Crick	2
	Brice McCain	2
7	Brian Cushing	1
8	Tim Jamison	1
9	Glover Quin	1
10	Earl Mitchell	1
11	Danieal Manning	1
12	Tim Dobbins	1
13	Barrett Ruud	1
14	Darryl Sharpton	1
15	Team	1
	Totals	80

TEXANS TAKEAWAY RESULTS

TEXANS TAKEAWAYS:

26 Total Takeaways (14 INT, 12 FR)

3 INT, 1 FUM resulted in 24 points (3 TD, FG) for Houston vs. MIA on 9/9
 1 FUM resulted in 0 points for Houston at JAX on 9/16
 1 FUM resulted in 0 points for Houston at DEN on 9/13
 2 INT, 1 FUM resulted in 17 points (2 TD, FG) for Houston vs. TEN on 9/30
 2 INT resulted in 3 points (1 FG) for Houston at NYJ on 10/8
 2 INT resulted in 10 points (1 TD, 1 FG) for Houston vs. BAL on 10/21
 1 FUM resulted in 0 points for Houston vs. BUF on 11/4
 2 INT, 2 FUM resulted in 3 points for Houston at CHI on 11/11
 1 FUM resulted in 0 points for Houston vs. JAX on 11/18
 1 FUM resulted in 0 points for Houston at DET on 11/22
 3 INT, 3 FUM resulted in 10 points for Houston at TEN on 12/2

15 First half takeaways (10 INT, 5 FR)

3 INT, 1 FUM resulted in 24 points (3 TD, FG) for Houston vs. MIA on 9/9
 1 INT resulted in 3 points (1 FG) for Houston at NYJ on 10/8
 2 INT resulted in 10 points (1 TD, 1 FG) for Houston vs. BAL on 10/21
 2 INT, 2 FUM resulted in 3 points for Houston at CHI on 11/11
 1 FUM resulted in 0 points for Houston vs. JAX on 11/18
 2 INT, 1 FUM resulted in 7 points for Houston at TEN on 12/2

3 First quarter takeaways (0 INT, 3 FR)

2 FUM resulted in 3 points for Houston at CHI on 11/11
 1 FUM resulted in 0 points for Houston vs. JAX on 11/18

12 Second quarter takeaways (10 INT, 2 FR)

3 INT, 1 FUM resulted in 24 points (3 TD, FG) for Houston vs. MIA on 9/9
 1 INT resulted in 3 points (1 FG) for Houston at NYJ on 10/8
 2 INT resulted in 10 points (1 TD, 1 FG) for Houston vs. BAL on 10/21
 2 INT resulted in 0 points for Houston at CHI on 11/11
 2 INT, 1 FUM resulted in 7 points for Houston at TEN on 12/2

11 Second half takeaways (4 INT, 7 FR)

1 FUM resulted in 0 points for Houston at JAX on 9/16
 1 FUM resulted in 0 points for Houston at DEN on 9/13
 2 INT, 1 FUM resulted in 17 points (2 TD, FG) for Houston vs. TEN on 9/30
 1 INT resulted in 0 points for Houston at NYJ on 10/8
 1 FUM resulted in 0 points for Houston vs. BUF on 11/4
 1 FUM resulted in 0 points for Houston at DET on 11/22
 2 FUM, 1 INT resulted in 3 points for Houston at TEN on 12/2

2 Third quarter takeaways (1 INT, 1 FR)

1 INT resulted in 7 points for Houston vs. TEN on 9/30
 1 FUM resulted in 3 points for Houston at TEN on 12/2

8 Fourth quarter takeaways (3 INT, 5 FR)

1 FUM resulted in 0 points for Houston at JAX on 9/16
 1 FUM resulted in 0 points for Houston at DEN on 9/13
 1 INT, 1 FUM resulted in 10 points (TD, FG) for Houston vs. TEN on 9/30
 1 INT resulted in 0 points for Houston at NYJ on 10/8
 1 FUM resulted in 0 points for Houston vs. BUF on 11/4
 1 FUM, 1 INT resulted in 0 points for Houston at TEN on 12/2

1 Overtime takeaway (0 INT, 1 FR)

1 FUM resulted in 0 points for Houston at DET on 11/22

DEFENSIVE INTERCEPTIONS

Rk	Player	Int	Yards	Long
1	Kareem Jackson	4	71	63t
2t	Johnathan Joseph	2	88	52t
2t	Danieal Manning	2	59	55t
2t	Glover Quin	2	22	22
3t	Brice McCain	1	86	86
3t	Tim Dobbins	1	7	7
3t	Brian Cushing	1	1	1
3t	Darryl Sharpton	1	-2	-2
	Totals	14	332	86

TURNOVERS/NFL RANKINGS

Game 13 • Houston Texans at New England Patriots • Monday, Dec. 10 , 2012

TEXANS TURNOVER RESULTS

TEXANS TURNOVERS:

12 Total Giveaways (10 INT, 2 FUM)

- 1 INT, 1 FUM resulted in 10 points for Denver at DEN on 9/23
- 1 INT resulted in 7 points for New York at NYJ on 10/8
- 3 INT resulted in 7 points for Green Bay vs. GB on 10/14
- 2 INT resulted in 3 points for Chicago at CHI on 11/11
- 2 INT, 1 FUM resulted in 14 points for Jacksonville vs. JAX on 11/18
- 1 INT resulted in 0 points for Detroit at DET on 11/22

4 First half giveaways (4 INT, 0 FUM)

- 1 INT resulted in 3 points for Denver at DEN on 9/23
- 1 INT resulted in 7 points for New York at NYJ on 10/8
- 2 INT resulted in 3 points for Chicago at CHI on 11/11

2 First quarter giveaways (2 INT, 0 FUM)

- 1 INT resulted in 7 points for New York at NYJ on 10/8
- 1 INT resulted in 0 points for Chicago at CHI on 11/11

2 Second quarter giveaways (2 INT, 0 FUM)

- 1 INT resulted in 3 points for Denver at DEN on 9/23
- 1 INT resulted in 3 points for Chicago at CHI on 11/11

8 Second half giveaways (6 INT, 2 FUM)

- 1 FUM resulted in 7 points for Denver at DEN on 9/23
- 3 INT resulted in 7 points for Green Bay vs. GB on 10/14
- 2 INT, 1 FUM resulted in 14 points for Jacksonville vs. JAX on 11/18
- 1 INT resulted in 0 points for Detroit at DET on 11/22

1 Third quarter giveaway (0 INT, 1 FUM)

- 1 FUM resulted in 7 points for Jacksonville on 11/18

5 Fourth quarter giveaways (4 INT, 1 FUM)

- 1 FUM resulted in 7 points for Denver at DEN on 9/23
- 3 INT resulted in 7 points for Green Bay vs. GB on 10/14
- 1 INT resulted in 7 points for Jacksonville vs. JAX on 11/18

2 Overtime giveaways (2 INT, 0 FUM)

- 1 INT resulted in 0 points for Jacksonville vs. JAX on 11/18
- 1 INT resulted in 0 points for Detroit at DET on 11/22

NFL RANKS

OFFENSE:

	AFC			NFL		
	Total	Rush	Pass	Total	Rush	Pass
9-9 vs. MIA	8	10	6	17	19t	16
9-16 at JAX	5	4	10	10	6	21
9-23 at DEN	3	4	10	7	5	17
9-30 vs. TEN	8	5	12	14	9	21
10-8 at NYJ	7	4	12	14	6	20
10-14 vs. GB	7	4	10T	14	6	18T
10-21 vs. BAL	4	4	9	9	6	18
11-4 vs. BUF	4	4	8	12	8	16
11-11 at CHI	6	4	12	15	8	23
11-18 vs. JAX	4	4	6	6	8	12
11-22 at DET	2	2	5	3	5	10
12-2 at TEN	3	3	5	4	6	10
12-10 at NE						
12-16 vs. IND						
12-23 vs. MIN						
12-30 at IND						

DEFENSE:

	AFC			NFL		
	Total	Rush	Pass	Total	Rush	Pass
9-9 vs. MIA	2	5	3	8	11	9
9-16 at JAX	1	5	1	1	8	1
9-23 at DEN	1	3	1	2	5	4
9-30 vs. TEN	1	5	1	1	11	2
10-8 at NYJ	1	4	2	3	9	4
10-14 vs. GB	2	4	4	6	7	7
10-21 vs. BAL	2	3	2	3	4	5
11-4 vs. BUF	2	1	2	3	2	4
11-11 at CHI	2	2	2	2	3	3
11-18 vs. JAX	2	1	3	4	2	7
11-22 at DET	3	1	6	6	2	17
12-2 at TEN	3	1	7	6	2	19
12-10 at NE						
12-16 vs. IND						
12-23 vs. MIN						
12-30 at IND						

TEAM CAPTAINS/INACTIVES

Game 13 • Houston Texans at New England Patriots • Monday, Dec. 10 , 2012

TEAM CAPTAINS

9-9 vs. MIA	WR A. Johnson, LB B. Cushing, LB T. Dobbins, QB M. Schaub, DE A. Smith
9-16 at JAX	WR A. Johnson, LB B. Cushing, LB T. Dobbins, QB M. Schaub, DE A. Smith
9-23 at DEN	WR A. Johnson, LB B. Cushing, QB M. Schaub, DE A. Smith
9-30 vs. TEN	WR A. Johnson, LB B. Cushing, QB M. Schaub, DE A. Smith
10-8 at NYJ	WR A. Johnson, LB B. Cushing, QB M. Schaub, DE A. Smith
10-14 vs. GB	WR A. Johnson, LB T. Dobbins, QB M. Schaub, DE A. Smith
10-21 vs. BAL	WR A. Johnson, LB T. Dobbins, QB M. Schaub, DE A. Smith
11-4 vs. BUF	WR A. Johnson, LB T. Dobbins, QB M. Schaub, DE A. Smith
11-11 at CHI	WR A. Johnson, LB T. Dobbins, QB M. Schaub, DE A. Smith, FS S. Keo, C C. Myers, DE J. Watt
11-18 vs. JAX	WR A. Johnson, LB T. Dobbins, QB M. Schaub, DE A. Smith, FS S. Keo, C C. Myers, DE J. Watt
11-22 at DET	WR A. Johnson, LB T. Dobbins, QB M. Schaub, DE A. Smith, FS S. Keo, C C. Myers, DE J. Watt
12-2 at TEN	WR A. Johnson, LB T. Dobbins, QB M. Schaub, DE A. Smith, FS S. Keo, C C. Myers, DE J. Watt
12-10 at NE	
12-16 vs. IND	
12-23 vs. MIN	
12-30 at IND	

INACTIVE PLAYERS

9-9 vs. MIA	WR D. Posey, QB J. Beck, CB R. Carmichael, CB B. Harris, LB B. Braman, T A. Gardner, G B. Brooks
9-16 at JAX	WR D. Posey, QB J. Beck, CB R. Carmichael, CB B. Harris, LB B. Braman, T A. Gardner, G B. Brooks
9-23 at DEN	WR D. Posey, QB J. Beck, CB R. Carmichael, CB B. Harris, LB T. Dobbins, T A. Gardner, G B. Brooks
9-30 vs. TEN	LB M. Alexander, QB J. Beck, CB R. Carmichael, CB B. Harris, T A. Gardner, G B. Brooks, WR L. Jean
10-8 at NYJ	CB R. Carmichael, CB B. Harris, T A. Gardner, G B. Brooks, WR L. Jean, SS Q. Demps, RB B. Tate
10-14 vs. GB	CB R. Carmichael, CB B. Harris, T A. Gardner, G B. Brooks, S Q. Demps, LB B. Ruud, G C. White
10-21 vs. BAL	CB R. Carmichael, S Q. Demps, LB B. Ruud, G C. White, T A. Gardner, DE D. Hunter, G B. Brooks
11-4 vs. BUF	CB R. Carmichael, G C. White, T A. Gardner, G B. Brooks, CB B. Harris, NT T. McClain, RB B. Tate
11-11 at CHI	G B. Brooks, CB R. Carmichael, NT S. Cody, TE O. Daniels, SS T. Nolan, RB B. Tate, G C. White
11-18 vs. JAX	G B. Brooks, CB R. Carmichael, NT S. Cody, T A. Gardner, CB B. Harris, RB B. Tate, G C. White
11-22 at DET	WR D. Posey, CB J. Joseph, RB B. Tate, ILB T. Dobbins, T A. Gardner, G C. White, NT S. Cody
12-2 at TEN	CB A. Ball, G A. Caldwell, ILB B. James, CB J. Joseph, T D. Newton, OLB B. Reed, G C. White
12-10 at NE	
12-16 vs. IND	
12-23 vs. MIN	
12-30 at IND	

DRIVE CHARTS

Game 13 • Houston Texans at New England Patriots • Monday, Dec. 10 , 2012

Game 1 – September 9 vs. Miami											
HST Start	Plays	Yards	Last Scrm	Time	Result	MIA Start	Plays	Yards	Last Scrm	Time	Result
HST 10	12	56	MIA 34	4:22	Missed FG	MIA 18	7	33	HST 49	3:28	Punt
HST 5	3	9	HST 14	2:11	Punt	MIA 42	8	37	HST 21	3:58	FG
HST 13	6	45	MIA 42	2:55	Punt	MIA 38	5	21	MIA 49	2:08	Punt
MIA 7	4	-5	MIA 17	1:11	FG	MIA 6	8	41	MIA 47	3:35	INT
HST 46	7	54	MIA 14	2:07	TD	MIA 17	6	44	HST 44	2:12	INT
MIA 27	2	1	MIA 2	0:53	TD	MIA 29	1	0	MIA 29	0:17	INT
MIA 31	3	31	MIA 14	0:21	TD	MIA 30	1	1	MIA 30	0:15	FB
HST 15	3	8	HST 23	1:48	Punt	MIA 39	1	-1	MIA 39	0:07	End of Half
HST 14	11	64	MIA 22	6:42	FG	MIA 26	3	-5	MIA 21	2:09	Punt
HST 27	12	72	MIA 1	6:59	FG	MIA 20	9	64	HST 9	4:06	Downs
HST 6	3	5	HST 11	1:44	Punt	HST 41	6	46	HST 5	2:32	Downs
HST 5	3	1	HST 6	1:47	Punt	MIA 43	4	-4	HST 49	0:29	Downs
MIA 39	3	-4	MIA 42	1:44	End of Game						

Game 2 – September 16 at Jacksonville											
HST Start	Plays	Yards	Last Scrm	Time	Result	JAX Start	Plays	Yards	Last Scrm	Time	Result
HST 21	13	66	JAX 13	5:35	FG	JAX 20	6	26	HST 44	3:31	Punt
HST 12	3	8	HST 20	1:24	Punt	JAX 25	3	5	JAX 20	1:38	Punt
JAX 41	6	41	JAX 1	2:37	TD	JAX 21	4	7	JAX 28	1:33	Punt
HST 31	3	9	HST 40	1:46	Punt	JAX 5	3	0	JAX 5	1:33	Punt
HST 42	7	58	JAX 8	3:34	TD	JAX 38	3	6	JAX 44	1:07	Punt
HST 15	6	33	HST 48	2:50	Punt	JAX 20	3	-3	JAX 7	0:38	Punt
HST 33	6	27	JAX 45	1:55	Punt	JAX 20	1	2	JAX 20	0:19	End of Half
HST 18	3	-2	HST11	1:23	Punt	JAX 20	3	5	JAX 25	1:02	Punt
HST 20	17	75	JAX 2	9:14	TD	HST 37	2	37	HST 5	0:51	TD
HST 21	3	12	HST 28	1:35	Punt	JAX 23	3	-1	JAX 22	1:42	Punt
HST 9	10	52	JAX 18	6:15	FG	JAX 38	3	-7	JAX 31	0:38	Punt
JAX 43	8	32	JAX 10	5:09	End of Game	JAX 20	4	38	JAX 45	2:11	Fumble

Game 3 – September 23 at Denver											
HST Start	Plays	Yards	Last Scrm	Time	Result	DEN Start	Plays	Yards	Last Scrm	Time	Result
HST 6	1	-6	HST 6	0:06	Safety	DEN 20	4	18	DEN 38	1:34	Punt
HST 20	3	89	HST 40	2:13	Touchdown	DEN 40	10	46	HST 14	4:39	Field Goal
HST 3	14	98	DEN 3	7:11	Touchdown	DEN 20	6	38	HST 42	3:30	Punt
HST 43	2	57	HST 48	0:46	Touchdown	DEN 18	3	4	DEN 22	1:07	Punt
HST 20	3	1	HST 21	0:58	Punt	DEN 20	9	67	HST 5	3:10	Field Goal
HST 16	9	46	DEN 38	2:57	Interception	DEN 43	3	6	DEN 49	1:15	Punt
HST 20	3	4	HST 24	1:06	Punt	DEN 40	5	25	HST 35	0:33	Field Goal
HST 38	7	19	DEN 23	3:45	Field Goal	DEN 32	3	-2	DEN 30	0:58	Punt
HST 27	3	7	HST 34	1:36	Punt	DEN 26	5	2	DEN 23	2:28	Punt
HST 28	5	72	DEN 14	2:19	Touchdown	DEN 20	3	1	DEN 21	1:15	Punt
HST 20	7	25	DEN 48	4:21	Fumble	DEN 11	7	42	HST 47	1:52	Punt
HST 20	3	0	HST 20	1:41	Punt	HST 49	2	49	HST 38	0:31	Touchdown
HST 20	6	24	HST 44	2:40	Punt	DEN 26	16	43	HST 6	5:08	Touchdown
						DEN 14	3	36	DEN 30	0:20	Fumble

Game 4 – September 30 vs. Tennessee											
HST Start	Plays	Yards	Last Scrm	Time	Result	TEN Start	Plays	Yards	Last Scrm	Time	Result
HST 23	7	77	TEN 11	3:19	Touchdown	TEN 18	4	18	TEN 36	1:45	Punt
HST 23	3	9	HST 32	1:44	Punt	TEN 9	3	-5	TEN 4	1:56	Punt
TEN 47	10	47	TEN 4	5:59	Touchdown	TEN 17	4	19	TEN 36	1:27	Punt
HST 12	3	1	HST 13	1:27	Punt	TEN 22	7	88	HST 19	4:31	Touchdown
HST 23	7	29	TEN 48	4:28	Punt	TEN 15	3	1	TEN 16	1:29	Punt
HST 45	3	9	TEN 46	1:34	Punt	TEN 7	1	-1	TEN 7	0:21	End of Half
HST 7	3	10	HST 14	2:33	Punt	TEN 28	6	32	HST 40	2:48	Punt
HST 25	7	75	TEN 28	2:37	Touchdown	TEN 32	1	0	TEN 32	0:18	Interception
HST 25	11	39	TEN 36	6:16	Punt	TEN 20	5	26	TEN 26	3:57	Punt
TEN 17	4	3	TEN 14	1:32	Field Goal	TEN 26	5	14	TEN 40	2:11	Punt
HST 20	2	-2	HST 19	0:57	End of Game	TEN 8	6	16	TEN 25	2:10	Fumble
						TEN 20	5	38	HST 42	1:41	Interception
						TEN 21	10	79	HST 11	3:00	Touchdown

DRIVE CHARTS

Game 13 • Houston Texans at New England Patriots • Monday, Dec. 10 , 2012

Game 5 – October 8 at New York Jets

HST Start	Plays	Yards	Last Scrm	Time	Result	NYJ Start	Plays	Yards	Last Scrm	Time	Result
HST 15	8	85	NYJ 34	3:55	Touchdown	NYJ 13	3	13	NYJ 21	1:12	Punt
HST 37	3	2	HST 34	1:30	Punt	NYJ 28	3	0	NYJ 28	1:02	Punt
HST 38	3	-3	HST 35	1:27	Interception	NYJ 43	4	57	HST 27	1:47	Touchdown
HST 4	4	51	NYJ 45	2:25	Punt	NYJ 15	7	12	NYJ 27	2:46	Punt
HST 33	5	67	NYJ 13	2:45	Touchdown	NYJ 29	7	10	NYJ 39	2:41	Punt
HST 20	8	44	NYJ 46	4:09	Punt	NYJ 7	10	81	HST 12	4:07	Interception
NYJ 9	3	0	NYJ 9	0:14	Field Goal	NYJ 25	3	13	NYJ 33	2:27	Punt
HST 6	14	70	NYJ 24	7:42	Field Goal		0	0		0:13	Touchdown
NYJ 46	8	42	NYJ 4	4:25	Field Goal	NYJ 28	8	74	HST 3	3:18	Field Goal
HST 11	3	4	HST 10	1:56	Punt	NYJ 42	6	18	HST 40	3:30	Punt
HST 15	4	21	HST 41	3:01	Punt	NYJ 16	7	16	NYJ 32	1:37	Interception
NYJ 42	3	-5	NYJ 47	1:47	Punt	NYJ 9	1	0	NYJ 9	0:04	End of Game

Game 6 – October 14 vs. Green Bay Packers

HST Start	Plays	Yards	Last Scrm	Time	Result	GB Start	Plays	Yards	Last Scrm	Time	Result
HST 19	3	8	HST 27	1:22	Punt	GB 33	7	62	HST 41	2:04	Touchdown
HST 14	4	9	HST 23	1:53	Punt	GB 27	8	31	HST 42	3:02	Punt
HST 3	6	18	HST 17	3:53	Punt	GB 44	6	56	HST 6	2:22	Touchdown
HST 20	9	49	GB 1	5:11	Touchdown	GB 22	7	50	HST 21	3:28	Touchdown
HST 20	8	52	GB 33	4:30	Field Goal	GB 16	6	40	GB 46	2:03	Punt
HST 13	2	3	HST 12	0:12	End of Half	GB 20	16	78	HST 1	6:44	Touchdown
HST 22	5	4	HST 26	2:39	Punt	GB 20	3	9	GB 29	1:32	Punt
HST 35	9	65	GB 1	3:48	Touchdown	GB 43	3	57	HST 48	0:31	Touchdown
HST 20	2	0	HST 20	0:12	Interception	HST 27	4	27	HST 18	2:18	Touchdown
HST 20	13	60	GB 20	5:05	Interception	GB 13	3	1	GB 14	1:41	Blocked Punt
HST 11	6	27	HST 38	1:23	Interception	GB 46	3	7	HST 47	0:27	Punt
HST 27	3	24	HST 34	1:53	End of Game	HST 36	4	9	HST 28	1:47	Downs

Game 7 – October 21 vs. Baltimore Ravens

HST Start	Plays	Yards	Last Scrm	Time	Result	BAL Start	Plays	Yards	Last Scrm	Time	Result
HST 20	3	7	HST 27	1:22	Punt	BLT 22	8	45	HST 33	2:41	Field Goal
HST 20	3	5	HST 25	1:32	Punt	BLT 25	3	7	BLT 32	0:39	Punt
HST 22	5	13	HST 35	2:32	Punt	BLT 3	3	-3	BLT 7	1:25	Safety
HST 33	8	62	BLT 25	4:19	Touchdown	BLT 42	2	3	BLT 45	0:39	Interception
HST 25	5	31	HST 46	3:23	Punt	BLT 20	3	5	BLT 25	1:14	Punt
HST 42	6	58	BLT 1	3:14	Touchdown	BLT 17	3	7	BLT 24	1:02	Punt
HST 46	8	40	BLT 14	3:28	Field Goal	BLT 10	3	0	BLT10	0:33	Punt
HST 31	12	42	BLT 11	1:03	Field Goal	BLT 44	5	20	HST 36	0:51	Interception
HST 10	3	-2	HST 8	1:24	Punt	BLT 27	3	8	BLT 35	1:40	Punt
HST 20	12	90	BLT 1	7:40	Touchdown	HST 47	5	26	HST 15	1:20	Touchdown
BLT 44	6	44	BLT 2	3:35	Touchdown	BLT 25	14	30	HST 36	5:33	Field Goal
HST 44	7	30	BLT 24	4:44	End of Game	BLT 29	9	28	HST 43	4:04	Downs

Game 8 – November 4 vs. Buffalo Bills

HST Start	Plays	Yards	Last Scrm	Time	Result	BUF Start	Plays	Yards	Last Scrm	Time	Result
HST 26	4	16	HST 32	2:14	Punt	BUF 27	6	17	BUF 44	3:10	Punt
HST 4	8	24	HST 26	4:56	Punt	BUF 26	3	9	BUF 35	2:04	Punt
HST 23	4	77	BUF 39	2:00	Touchdown	BUF 26	8	51	HST 18	5:05	Missed FG
HST 27	7	55	BUF 28	4:09	Missed FG	BUF 36	10	65	HST 4	4:40	Field Goal
HST 26	3	3	HST 29	0:50	Punt	BUF 33	6	47	HST 20	0:47	Field Goal
HST 23	1	-1	HST 23	0:05	End of Half	BUF 26	3	0	BUF 26	0:33	Punt
BUF 43	5	43	BUF 3	2:16	Touchdown	BUF 23	8	56	HST 21	4:30	Field Goal
HST 24	5	27	HST 41	3:09	Punt	BUF 20	3	3	BUF 23	1:37	Punt
HST 32	11	68	BUF 5	6:30	Touchdown	BUF 31	3	2	BUF 33	1:06	Punt
HST 10	11	60	BUF 30	5:48	Downs	BUF 30	7	36	HST 38	1:19	Fumble
HST 32	3	2	HST 34	2:06	Punt	BUF 22	4	22	BUF 41	1:06	End of Game

DRIVE CHARTS

Game 13 • Houston Texans at New England Patriots • Monday, Dec. 10 , 2012

Game 9 – November 11 at Chicago Bears

HST Start	Plays	Yards	Last Scrm	Time	Result	CHI Start	Plays	Yards	Last Scrm	Time	Result
HST 18	3	5	HST 23	1:34	Punt	CHI 45	1	6	CHI 45	0:16	Fumble
CHI 43	10	41	CHI 2	4:57	Field Goal	CHI 37	6	31	HST 43	3:33	Fumble
HST 27	6	13	HST 40	2:16	Interception	HST 45	3	15	HST 30	1:34	Interception
HST 10	4	19	HST 29	1:36	Interception	HST 38	4	5	HST 33	1:22	Field Goal
HST 21	6	23	HST 44	4:08	Punt	CHI 20	3	7	CHI 27	1:13	Punt
HST 34	7	66	CHI 2	3:17	Touchdown	CHI 49	5	12	HST 39	2:58	Interception
HST 28	3	-6	HST 22	0:25	Punt	CHI 21	4	23	CHI 40	0:51	End of Half
HST 3	3	3	HST 6	1:33	Punt	CHI 23	8	40	HST 37	5:32	Punt
HST 16	3	8	HST 24	1:23	Punt	CHI 38	3	6	CHI 44	1:17	Punt
HST 11	5	20	HST 31	3:15	Punt	CHI 48	6	51	HST 6	3:20	Field Goal
HST 38	3	3	HST 41	0:59	Punt	CHI 38	6	32	HST 30	2:00	Missed Field Goal
HST 47	6	24	CHI 24	3:45	Field Goal	CHI 14	3	10	CHI 15	2:07	Punt
HST 33	3	-2	HST 31	1:00	Punt	CHI 25	3	-1	CHI 24	1:14	Punt
CHI 40	2	-2	CHI 41	1:00	End of Game	CHI 38	4	12	CHI 40	1:35	Downs

Game 10 – November 18 vs. Jacksonville Jaguars

HST Start	Plays	Yards	Last Scrm	Time	Result	JAX Start	Plays	Yards	Last Scrm	Time	Result
HST 16	5	84	JAX 9	2:45	Touchdown	JAX 27	5	29	HST 44	2:27	Fumble
HST 37	3	5	HST 42	1:01	Punt	JAX 24	3	6	JAX 30	1:34	Punt
HST 29	4	3	HST 32	2:45	Punt	JAX 19	4	81	HST 13	1:32	Touchdown
HST 17	6	47	JAX 36	3:09	Punt	JAX 19	4	81	JAX 33	2:16	Touchdown
JAX 48	8	48	JAX 1	4:39	Touchdown	JAX 31	8	44	HST 25	4:59	Field Goal
HST 20	8	56	JAX 24	1:41	Field Goal	JAX 24	3	-3	JAX 21	0:48	Punt
HST 35	4	18	JAX 32	0:24	Missed FG	JAX 20	8	58	HST 22	3:59	Field Goal
HST 33	3	-22	HST 26	1:30	Fumble	HST 11	5	11	HST 1	2:39	Touchdown
HST 26	9	65	JAX 9	4:37	Field Goal	JAX 13	5	19	JAX 32	2:39	Punt
JAX 23	2	4	JAX 19	0:40	Interception	JAX 30	3	75	JAX 19	1:23	Touchdown
HST 20	14	68	JAX 1	6:54	Touchdown	JAX 31	3	6	JAX 37	1:47	Punt
HST 10	8	90	JAX 5	2:18	Touchdown	JAX 20	3	8	JAX 28	0:27	Punt
HST 35	4	41	JAX 29	1:07	Missed FG	JAX 32	11	43	HST 15	3:49	Field Goal
HST 20	14	61	JAX 7	6:50	Field Goal	HST 47	4	0	HST 47	1:00	Downs
HST 20	3	19	HST 39	0:51	Interception						
HST 47	2	53	JAX 48	0:29	Touchdown						

Game 11 – November 22 at Detroit Lions

HST Start	Plays	Yards	Last Scrm	Time	Result	DET Start	Plays	Yards	Last Scrm	Time	Result
HST 35	3	3	HST 33	1:38	Punt	DET 20	12	75	HST 2	5:02	Touchdown
HST 26	3	4	HST 30	1:00	Punt	DET 18	3	0	DET 18	1:31	Punt
HST 45	3	9	DET 46	1:59	Punt	DET 17	3	6	DET 23	0:50	Punt
HST 26	7	74	DET 6	3:42	Touchdown	DET 10	6	34	DET 29	3:21	Punt
HST 25	8	75	DET 9	3:49	Touchdown	DET 17	10	85	HST 5	4:57	Touchdown
HST 20	4	0	HST 31	1:49	End of Half	DET 41	2	59	HST 22	0:22	Touchdown
HST 25	3	3	HST 28	1:29	Punt	DET 22	12	45	HST 28	6:28	Field Goal
HST 19	2	81	HST 19	0:28	Touchdown	DET 20	4	14	DET 34	0:59	Punt
HST 33	7	45	DET 27	3:00	Field Goal	DET 20	8	90	HST 23	4:05	Touchdown
HST 19	3	4	HST 23	1:28	Punt	DET 46	4	10	HST 44	1:57	Punt
HST 15	3	6	HST 21	1:05	Punt	50	4	7	HST 43	1:23	Punt
HST 3	15	97	DET 1	5:43	Touchdown	DET 24	7	31	HST 45	1:16	Punt
HST 2	2	-1	HST 1	0:39	End of Half	DET 20	3	45	HST 40	1:03	Fumble
HST 35	8	37	DET 33	4:19	Missed FG	DET 41	5	14	HST 45	1:08	Punt
HST 9	4	15	HST 29	1:19	Interception	HST 41	6	12	HST 29	2:39	Missed FG
HST 37	6	49	DET 14	2:11	Field Goal						

DRIVE CHARTS

Game 13 • Houston Texans at New England Patriots • Monday, Dec. 10 , 2012

Game 12 – December 2 at Tennessee Titans

HST Start	Plays	Yards	Last Scrm	Time	Result	TEN Start	Plays	Yards	Last Scrm	Time	Result
HST 20	6	80	HST 46	2:31	Touchdown	TEN 22	7	59	HST 19	2:59	Field Goal
HST 20	8	31	TEN 49	3:51	Punt	TEN 5	3	2	TEN 7	1:11	Punt
HST 25	5	19	HST 44	1:54	Punt	TEN 10	3	0	TEN 10	0:27	Punt
TEN 20	5	20	TEN 5	1:48	Touchdown	TEN 20	6	9	TEN 29	1:44	Punt
HST 19	3	6	HST 25	1:38	Punt	TEN 30	4	33	HST 33	1:11	Fumble
HST 37	3	13	HST 40	2:04	Punt	TEN 10	1	0	TEN 10	0:07	Interception
TEN 3	2	3	TEN 2	0:47	Touchdown	TEN 20	10	39	HST 41	5:31	Punt
HST 1	6	50	HST 46	1:49	Punt	TEN 22	3	2	TEN 29	0:28	Interception
HST 29	6	31	HST 40	3:35	Punt	TEN 36	3	1	TEN 37	2:05	Punt
TEN 36	4	4	TEN 32	2:07	Field Goal	TEN 19	3	15	TEN 19	0:19	Fumble
HST 25	4	11	HST 36	1:37	Punt	TEN 20	3	-7	TEN 13	1:58	Punt
HST 19	5	20	HST 39	3:00	Punt	TEN 20	4	90	HST 34	1:45	Touchdown
HST 22	5	18	HST 40	3:07	Punt	TEN 19	9	59	HST 7	3:01	Fumble
HST 33	6	29	TEN 38	2:03	Punt	TEN 23	8	42	HST 33	2:58	Downs
TEN 46	3	-3	TEN 48	1:57	End of Game	TEN 6	2	10	TEN 16	0:28	Interception

COACHES' CHALLENGES

Game 13 • Houston Texans at New England Patriots • Monday, Dec. 10, 2012

CUMULATIVE CHALLENGE RESULTS

Category	Won	Lost
Completions (Touchdown)	1 11/14/10 at JAX	6 9/9/12 vs. MIA 12/13/10 vs. BAL 11/29/09 vs. IND 9/10/06 vs. PHI 9/12/04 vs. SD 9/22/02 vs. IND
Completions (No Touchdown)	2 11/1/10 at IND 12/6/09 at JAX	11 12/11/11 at CIN 10/30/11 vs. JAX 10/9/11 vs. OAK 9/30/07 at ATL 11/5/06 at NYG 11/12/06 at JAX 12/24/06 vs. IND 11/14/04 at IND 11/14/04 at IND 11/21/04 vs. GB 10/19/03 vs. NYJ
Interceptions	2 11/13/11 at TB 9/16/07 at CAR	4 9/21/08 at TEN 9/23/07 vs. IND 10/14/07 at JAX 11/30/02 vs. CIN
Fumbles	6 11/6/11 vs. CLE 10/18/09 at CIN 12/28/08 vs. CHI 9/17/06 at IND 10/15/06 at DAL 12/12/04 vs. IND	13 12/4/11 vs. ATL 10/30/11 vs. JAX 10/3/10 at OAK 9/27/09 vs. JAX 9/7/08 at PIT 12/14/08 vs. TEN 9/16/07 at CAR 10/21/07 vs. TEN 11/18/07 vs. NO 11/25/07 at CLE 12/13/07 vs. DEN 9/11/05 at BUF 10/2/05 at CIN
Spot	3 12/2/06 at OAK 11/30/03 vs. ATL 9/27/09 vs. JAX 9/30/12 vs. TEN	5 12/20/09 vs. STL 9/7/08 at PIT 12/31/06 vs. CLE 10/10/04 vs. MIN 11/7/04 at DEN
ALL-TIME RECORD	15	39

CHALLENGE RECORD BY YEAR

Year	Won	Lost
2012	1	1
2011	2	5
2010	2	2
2009	3	3
2008	1	4
2007	1	8
2006	3	5
2005	0	2
2004	1	6
2003	1	1
2002	0	2
ALL-TIME RECORD	15	39
KUBIAK'S RECORD	13	28

YEARLY CHALLENGE SUMMARIES

Category	Won	Lost
Completions (TD)	0	1
Completions (No TD)	0	0
Interceptions	0	0
Fumbles	0	0
Spot	1	0
2012 RECORD	1	1

CHALLENGE DESCRIPTION

9/9/12 vs. MIA (L. Jean catch in endzone) Lost
9/30/12 vs. TEN (K. Martin first down short of marker) Won

YEARLY CHALLENGE SUMMARIES (CONTINUED)

Category	Won	Lost
Completions (TD)	0	0
Completions (No TD)	0	3
Interceptions	1	0
Fumbles	1	2
Spot	0	0
2010 RECORD	2	5

CHALLENGE DESCRIPTION

12/11/11 at CIN (A. Foster catch) Lost
12/4/11 vs. ATL (T. Yates fumble) Lost
11/13/11 at TB (A. Talib interception) Won
11/6/11 vs. CLE (D. Ward fumble) Won
10/30/11 vs. JAX (B. Tate fumble) Lost
10/30/11 vs. JAX (K. Walter catch) Lost
10/9/11 vs. OAK (J. Dreessen catch) Lost

Category	Won	Lost
Completions (TD)	1	1
Completions (No TD)	1	0
Interceptions	0	0
Fumbles	0	1
Spot	0	0
2010 RECORD	2	2

CHALLENGE DESCRIPTION

11/14/10 at JAX (K. Walter TD completion) Won
10/3/10 at OAK (M. Bush fumble) Lost
11/1/10 at IND (A. Gonzalez catch) Won
12/13/10 vs. BAL (K. Walter TD completion) Lost

Category	Won	Lost
Completions (TD)	0	1
Completions (No TD)	1	0
Interceptions	0	0
Fumbles	1	1
Spot	1	1
2009 RECORD	3	3

CHALLENGE DESCRIPTION

9/27/09 vs. JAX (C. Brown fumble) Lost
9/27/09 vs. JAX (E. Wilford TD) Won
After review, marked ob at HST 2.)
10/18/09 at CIN (S. Slaton fumble) Won
11/29/09 vs. IND (A. Johnson catch) Lost
12/6/09 at JAX (D. Anderson catch) Won
12/20/09 at STL (K. Darby first down) Lost

Category	Won	Lost
Completions (TD)	0	0
Completions (No TD)	0	0
Interceptions	0	1
Fumbles	1	2
Spot	0	1
2008 RECORD	1	4

CHALLENGE DESCRIPTION

9/7/08 at PIT (M. Schaub fumble) Lost
9/7/08 at PIT (Spot) Lost
9/21/08 at TEN (M. Griffin interception) Lost
12/14/08 vs. TEN (Ball touched on punt) Lost
12/28/08 vs. CHI (S. Slaton fumble) Won

Category	Won	Lost
Completions (TD)	0	0
Completions (No TD)	0	1
Interceptions	1	2
Fumbles	0	5
Spot	0	0
2007 RECORD	1	8

CHALLENGE DESCRIPTION

9/16/07 at CAR (K. Lucas interception) Won
9/16/07 at CAR (O. Daniels fumble) Lost
9/23/07 vs. IND (R. Boiman interception) Lost
9/30/07 at ATL (J. Harrington pass complete to R. White) Lost
10/14/07 at JAX (B. Williams interception) Lost
10/21/07 vs. TEN (J. Jones fumble) Lost

11/18/07 vs. NO (O. Daniels fumble)	Lost
11/25/07 at CLE (O. Daniels fumble)	Lost
12/13/07 vs. DEN (T. Scheffler fumble)	Lost

Category	Won	Lost
Completions (TD)	0	1
Completions (No TD)	0	3
Interceptions	0	0
Fumbles	2	0
Spot	1	1
2006 RECORD	3	5

CHALLENGE DESCRIPTION

9/10/06 vs. PHI (D. McNabb TD pass to D. Stallworth) Lost
9/17/06 at IND (IND TD challenged; overturned) Won
10/15/06 at DAL (Punt return fumble) Won
11/5/06 at NYG (J. Feagles pass to J. Feely) Lost
11/12/06 at JAX (S. Rosenfels incomplete pass to O. Daniels) Lost
12/2/06 at OAK (Punt return marked ob at HST 38. After review marked ob at OAK 41) Won
12/24/06 vs. IND (P. Manning pass to B. Utecht) Lost
12/31/06 vs. CLE (C. Taylor 2 yard run) Lost

Category	Won	Lost
Completions (TD)	0	0
Completions (No TD)	0	0
Interceptions	0	0
Fumbles	0	2
Spot	0	0
2005 RECORD	0	2

CHALLENGE DESCRIPTION

9/11/05 at BUF (D. Carr fumble) Lost
10/2/05 at CIN (D. Carr fumble) Lost

Category	Won	Lost
Completions (TD)	0	1
Completions (No TD)	0	3
Interceptions	0	0
Fumbles	1	0
Spot	0	2
2004 RECORD	1	6

CHALLENGE DESCRIPTION

9/12/04 vs. SD (D. Brees TD pass to E. Parker) Lost
10/10/04 vs. MIN (spot) Lost
11/7/04 at DEN (spot) Lost
11/14/04 at IND (P. Manning pass to B. Stokley) Lost
11/14/04 at IND (P. Manning pass to B. Stokley) Lost
11/21/04 vs. GB (D. Carr pass to J. Gaffney) Lost
12/12/04 vs. IND (P. Manning fumble) Won

Category	Won	Lost
Completions (TD)	0	0
Completions (No TD)	0	1
Interceptions	0	0
Fumbles	0	0
Spot	1	0
2003 RECORD	1	1

CHALLENGE DESCRIPTION

10/19/03 vs. NYJ (V. Testaverde pass to S. Moss) Lost
11/30/03 vs. ATL (spot) Won

Category	Won	Lost
Completions (TD)	0	1
Completions (No TD)	0	0
Interceptions	0	1
Fumbles	0	0
Spot	0	0
2002 RECORD	0	2

CHALLENGE DESCRIPTION

9/22/02 vs. IND (P. Manning TD pass to R. Wayne) Lost
11/30/02 vs. CIN (A. Hawkins interception) Lost

NFL STANDINGS

Game 13 • Houston Texans at New England Patriots • Monday, Dec. 10 , 2012

NFL STANDINGS

AMERICAN FOOTBALL CONFERENCE

East Division

Team	W	L	T	Pct	PF	PA	Home	Away	Conf	Div	Streak
y-New England Patriots	9	3	0	.750	430	260	4-1-0	5-2-0	8-1-0	5-0-0	Won 6
New York Jets	5	7	0	.417	228	296	3-4-0	2-3-0	3-5-0	2-3-0	Won 1
Buffalo Bills	5	7	0	.417	277	337	3-2-0	2-5-0	4-6-0	1-3-0	Won 1
Miami Dolphins	5	7	0	.417	227	249	3-3-0	2-4-0	3-6-0	1-3-0	Lost 1

North Division

Team	W	L	T	Pct	PF	PA	Home	Away	Conf	Div	Streak
Baltimore Ravens	9	3	0	.750	303	242	5-1-0	4-2-0	8-2-0	4-1-0	Lost 1
Pittsburgh Steelers	7	5	0	.583	254	230	4-1-0	3-4-0	4-5-0	2-2-0	Won 1
Cincinnati Bengals	7	5	0	.583	302	260	3-3-0	4-2-0	5-5-0	1-3-0	Won 4
Cleveland Browns	4	8	0	.333	229	265	3-3-0	1-5-0	4-5-0	2-3-0	Won 2

South Division

Team	W	L	T	Pct	PF	PA	Home	Away	Conf	Div	Streak
x-Houston Texans	11	1	0	.917	351	221	5-1-0	6-0-0	9-0-0	4-0-0	Won 6
Indianapolis Colts	8	4	0	.667	265	306	5-1-0	3-3-0	5-3-0	2-1-0	Won 2
Tennessee Titans	4	8	0	.333	248	359	2-4-0	2-4-0	3-6-0	0-4-0	Lost 2
Jacksonville Jaguars	2	10	0	.167	206	342	1-5-0	1-5-0	2-6-0	2-3-0	Lost 1

West Division

Team	W	L	T	Pct	PF	PA	Home	Away	Conf	Div	Streak
y-Denver Broncos	9	3	0	.750	349	244	5-1-0	4-2-0	6-2-0	4-0-0	Won 7
San Diego Chargers	4	8	0	.333	258	257	2-4-0	2-4-0	4-5-0	3-2-0	Lost 4
Oakland Raiders	3	9	0	.250	235	376	2-4-0	1-5-0	3-6-0	1-2-0	Lost 5
Kansas City Chiefs	2	10	0	.167	188	322	1-6-0	1-4-0	0-8-0	0-4-0	Won 1

NATIONAL FOOTBALL CONFERENCE

East Division

Team	W	L	T	Pct	PF	PA	Home	Away	Conf	Div	Streak
New York Giants	7	5	0	.583	321	243	4-2-0	3-3-0	6-3-0	2-3-0	Lost 1
Washington Redskins	6	6	0	.500	312	301	3-3-0	3-3-0	6-4-0	3-1-0	Won 3
Dallas Cowboys	6	6	0	.500	280	295	3-3-0	3-3-0	5-5-0	3-2-0	Won 1
Philadelphia Eagles	3	9	0	.250	217	320	2-4-0	1-5-0	1-8-0	1-3-0	Lost 8

North Division

Team	W	L	T	Pct	PF	PA	Home	Away	Conf	Div	Streak
Green Bay Packers	8	4	0	.667	296	259	5-1-0	3-3-0	6-3-0	3-0-0	Won 1
Chicago Bears	8	4	0	.667	294	198	5-2-0	3-2-0	5-3-0	2-1-0	Lost 1
Minnesota Vikings	6	6	0	.500	262	272	5-1-0	1-5-0	4-5-0	2-2-0	Lost 2
Detroit Lions	4	8	0	.333	300	315	2-4-0	2-4-0	3-5-0	0-4-0	Lost 4

South Division

Team	W	L	T	Pct	PF	PA	Home	Away	Conf	Div	Streak
y-Atlanta Falcons	11	1	0	.917	317	229	6-0-0	5-1-0	7-1-0	3-1-0	Won 3
Tampa Bay Buccaneers	6	6	0	.500	333	285	3-3-0	3-3-0	3-5-0	2-2-0	Lost 2
New Orleans Saints	5	7	0	.417	321	327	3-3-0	2-4-0	3-5-0	2-2-0	Lost 2
Carolina Panthers	3	9	0	.250	235	292	1-5-0	2-4-0	3-7-0	1-3-0	Lost 1

West Division

Team	W	L	T	Pct	PF	PA	Home	Away	Conf	Div	Streak
San Francisco 49ers	8	3	1	.708	289	171	4-1-1	4-2-0	6-3-1	2-1-1	Lost 1
Seattle Seahawks	7	5	0	.583	242	202	5-0-0	2-5-0	5-4-0	0-3-0	Won 1
St. Louis Rams	5	6	1	.458	221	267	4-3-0	1-3-1	5-3-1	4-0-1	Won 2
Arizona Cardinals	4	8	0	.333	186	234	3-3-0	1-5-0	2-6-0	1-3-0	Lost 8

WEEK 13 RESULTS

THU, NOV. 29

Atlanta 23, New Orleans 13

SUN, DEC. 2

Buffalo 34, Jacksonville 18
Seattle 23, Chicago 17 (OT)
St. Louis 16, San Francisco 13 (OT)
New England 23, Miami 16
N.Y. Jets 7, Arizona 6
Indianapolis 35, Detroit 33
Green Bay 23, Minnesota 14
HOUSTON 24, TENNESSEE 10
Kansas City 27, Carolina 21
Denver 31, Tampa Bay 23
Cleveland 20, Oakland 17
Cincinnati 20, San Diego 13
Pittsburgh 23, Baltimore 20
Dallas 38, Philadelphia 33

MON, DEC. 3

Washington 17, N.Y. Giants 16

WEEK 14 SCHEDULE

THURS, DEC. 6

Denver at Oakland 7:20 p.m. NFL

SUN, DEC. 9

	TIME (CT)	TV
St. Louis at Buffalo	Noon	FOX
Dallas at Cincinnati	Noon	FOX
Kansas City at Cleveland	Noon	CBS
Tennessee at Indianapolis	Noon	CBS
Chicago at Minnesota	Noon	FOX
Philadelphia at Tampa Bay	Noon	FOX
Baltimore at Washington	Noon	CBS
Atlanta at Carolina	Noon	FOX
N.Y. Jets at Jacksonville	Noon	CBS
San Diego at Pittsburgh	Noon	CBS
Miami at San Francisco	3:05 p.m.	CBS
Arizona at Seattle	3:25 p.m.	FOX
New Orleans at N.Y. Giants	3:25 p.m.	FOX
Detroit at Green Bay	7:20 p.m.	NBC

MON, DEC. 10

HOUSTON at NEW ENGLAND 7:30 p.m. ESPN

WEEK 1 VS. MIAMI

Game 13 • Houston Texans at New England Patriots • Monday, Dec. 10, 2012



GAME 1: Houston 30, Miami 10

71,566 • Reliant Stadium • Houston, Texas • Sept. 9, 2012



GAME SUMMARY

With their defense going on a turnover spree, the Texans scored three touchdowns in the final two minutes of the second quarter to take a 24-3 halftime lead. The game was never in doubt after that as they won 30-10 in front of 71,566 Liberty White-clad fans at Reliant Stadium.

Texans DE **J.J. Watt** had three pass deflections, two of which led to interceptions, and 1.5 sacks. WR **Andre Johnson** led the way on offense with eight catches for 119 yards and a touchdown.

QB **Matt Schaub** was 21-of-30 for 266 yards and a touchdown with a passer rating of 102.4. RB **Arian Foster** scored two rushing touchdowns.

The Texans trailed 3-0 after the first quarter before their defense forced a turnover on four consecutive possessions in the second. Pro Bowl CB **Johnathan Joseph** got things started by picking off Dolphins rookie QB **Ryan Tannehill** near midfield, then returning the ball 36 yards to set up a short field goal by **Shayne Graham**.

On the Dolphins' next series, ILB **Brian Cushing** picked off Tannehill after a deflection by Watt. The Texans turned that into a 14-yard touchdown run by Foster, which put them up 10-3 with 1:53 remaining in the second quarter.

Watt tipped another pass on Miami's very next play, this time leading to an interception by CB **Kareem Jackson** deep in Dolphins territory. Foster scored two plays later on a two-yard run.

One play later, the Dolphins lost a fumble at their own 31-yard line. Texans FS **Glover Quin** jarred the ball loose from RB **Daniel Thomas**, and SS **Danieal Manning** recovered. Schaub connected with Johnson for a 14-yard touchdown pass three plays later to make the score 24-3 with seven seconds remaining in the first half.

The Dolphins' only touchdown came on a 72-yard punt return by RB **Marcus Thigpen** two minutes into the third quarter. Graham made two field goals in the second half to provide the final margin.

Texans DE **Tim Jamison** batted down a pass at the line of scrimmage on fourth-and-goal from the 5-yard line with 4:05 remaining. He also ended the Dolphins next -- and final -- possession by sacking Tannehill on fourth down at the Miami 39-yard line.

Texans TE **Owen Daniels** had four catches for 87 yards. He was one of seven different receivers to catch a pass from Schaub. Cushing led the Texans' defense with seven tackles. Graham was 3-of-4 on field goals, with his lone miss coming on a 52-yard attempt in the first quarter.

SCORING

SCORE BY PERIODS	1	2	3	4	OT	Total
Miami Dolphins	3	0	7	0	-	10
Houston Texans	0	24	3	3	-	30

SCORING DRIVES

Team	Qtr	Time	Play Description (Extra Point) (Drive info)	MIA	HOU
Dolphins	1	3:13	D.Carpenter 39 yd. Field Goal (8-37, 3:58)	3	0
Texans	2	6:12	S.Graham 35 yd. Field Goal (4--10, 1:11)	3	3
Texans	2	1:53	A.Foster 14 yd. run (S.Graham kick) (7-54, 2:07)	3	10
Texans	2	0:43	A.Foster 2 yd. run (S.Graham kick) (2-27, 0:53)	3	17
Texans	2	0:07	A.Johnson 14 yd. pass from M.Schaub (S.Graham kick) (3-31, 0:21)	3	24
Dolphins	3	13:12	M.Thigpen 72 yd. punt return (D.Carpenter kick)	10	24
Texans	3	6:30	S.Graham 40 yd. Field Goal (11-64, 6:42)	10	27
Texans	4	12:22	S.Graham 19 yd. Field Goal (12-72, 6:59)	10	30

TEAM STATISTICS

	DOLPHINS	TEXANS
TOTAL FIRST DOWNS	15	19
THIRD DOWN EFFICIENCY	2-10-20%	7-17-41%
FOURTH DOWN EFFICIENCY	0-3-0%	0-0-0%
TOTAL NET YARDS	275	337
NET YARDS RUSHING	79	83
NET YARDS PASSING	196	254
PASS ATTEMPTS-COMPLETIONS-HAD INTERCEPTED	36-20-3	31-20-0
KICKOFFS Number-In End Zone-Touchbacks	3-3-0	7-6-1
PUNTS Number and Average	3-44.3	5-43.6
Net Punting Average	39.7	28.4
FGs - PATs Had Blocked	0-0	0-0
TOTAL RETURN YARDAGE (Not Including Kickoffs)	76	54
PENALTIES Number and Yards	7-78	4-35
FUMBLES Number and Lost	3-1	0-0
TOUCHDOWNS	1	3
EXTRA POINTS Made-Attempts Kicking Made-Attempts	1-1	3-3
FIELD GOALS Made-Attempts	1-1	3-4
RED ZONE EFFICIENCY	0-3-0%	3-6-50%
GOAL TO GO EFFICIENCY	0-1-0%	1-3-33%
SAFETIES	0	0
TIME OF POSSESSION	25:16	34:44

INDIVIDUAL STATISTICS

RUSHING (Att-Yds): Miami, R. Bush 14-69, D. Thomas 3-11, R. Tannehill 2-(-1). Houston, A. Foster 26-79, B. Tate 5-6, M. Schaub 4-(-2).

PASSING (C-A-Y-I): Miami, R. Tannehill 20-36-219-3. Houston, M. Schaub 20-31-266-0.

RECEIVING (Rec-Yds): Miami, R. Bush 6-46, D. Bess 5-45, B. Hartline 3-50, A. Fasano 3-19, D. Thomas 1-32, J. Lane 1-24, A. Armstrong 1-3. Houston, A. Johnson 8-119, O. Daniels 4-87, B. Tate 3-22, K. Walter 2-16, J. Casey 1-17, L. Jean 1-9, A. Foster 1-(-4).

SACKS (Sk-Yds): Miami, R. Starks 2.0-12. Houston, J. Watt 1.5-7, T. Jamison 1.0-12, A. Smith 0.5-4.

INTERCEPTIONS (Int-Yds): Miami, none. Houston, J. Joseph 1-36, K. Jackson 1-3, B. Cushing 1-1.

TACKLES (S-A-T): Miami, K. Misi 10-1-11, K. Dansby 6-3-9, R. Jones 5-2-7, R. Starks 5-1-6, R. Marshall 5-0-5, K. Burnett 3-2-5, C. Clemons 3-1-4, C. Wake 2-1-3, S. Smith 2-0-2, J. Odrick 2-0-2, P. Soliai 2-0-2, K. Randall 2-0-2, J. Wilson 1-0-1, O. Vernon 1-0-1, N. Carroll 0-1-1. Houston, B. Cushing 6-3-9, G. Quin 5-2-7, D. Manning 5-2-7, B. Reed 1-6-7, J. Joseph 4-2-6, J. Watt 4-2-6, K. Jackson 5-0-5, C. Barwin 3-1-4, S. Cody 2-2-4, B. James 2-2-4, B. McCain 3-1-4, T. Jamison 1-2-3, Q. Demps 2-0-2, E. Mitchell 0-2-2, A. Smith 1-1-2, J. Crick 1-0-1, T. Dobbins 1-0-1.

MISSED FIELD GOAL: Houston, S. Graham 52 (SH).

WEEK 1 NOTES VS. MIAMI

Game 13 • Houston Texans at New England Patriots • Monday, Dec. 10, 2012

THE WIN...

- Was the Texans' third consecutive win on Kickoff Weekend. Houston improved to 6-5 on opening day and 5-3 at home on Kickoff Weekend.
- Improved Houston's all-time record against Miami to 7-0 overall and 4-0 at Reliant Stadium.
- Improved Houston's record against AFC East opponents to 10-10 all-time.

HEAD COACH GARY KUBIAK

- Improved his career regular-season record to 48-49 overall.
- Won his 30th game at Reliant Stadium, improving to 30-19 at home.
- The Texans have scored 30 or more points 25 times in franchise history, 22 of which have come under Kubiak (2006-12).

THE TEXANS

- Did not allow Miami to score an offensive touchdown in the game.
- Held an opponent to 10 or fewer points for the 25th time in team history and the sixth time in two seasons under defensive coordinator Wade Phillips.
- Tied a franchise record with three interceptions in the first half. The last time Houston had three interceptions in a half was in the second half at Tampa Bay last season (11/13/11).
- Forced turnovers on four consecutive possessions to end the first half. It was the second time in team history that the Texans forced turnovers on four straight possessions. The previous time was 10/3/04 vs. Oakland.
- Forced turnovers on three consecutive plays in the second quarter. Following ILB Brian Cushing's interception, CB Kareem Jackson intercepted a pass on first-and-10 on Miami's next drive, and SS Danieal Manning recovered a fumble on the first play of Miami's subsequent possession.
- Tied the team record for the most takeaways in one half with four in the first half. The last time Houston forced four turnovers in a half was in the second half at Tampa Bay on 11/13/11.
- Held Miami's offense to -5 yards in the third quarter. The previous low was 1 yard by Tampa Bay in the third quarter on 11/13/11.
- Stopped Miami on fourth down on three consecutive possessions in the fourth quarter. Houston's opponents were 6-of-13 (46.2 percent) on fourth-down attempts in 2011.
- Held Miami to 2-of-10 (20 percent) on third down attempts in the game. Houston's opponents converted 35.8 percent of third-down tries in 2011.
- Have scored 30 or more points in each of their last three season openers. They scored 34 vs. Indianapolis in 2010 and again in 2011.
- Scored 24 points off of four takeaways, their first such points this season. In 2011, the team scored 119 points off of 27 turnovers.
- Scored 24 second-quarter points, which tied for the most in that period in team history. Houston also scored 24 points vs. Arizona on 12/8/05. Tied for second-most points in a quarter in franchise history.
- Had four red-zone possessions in the first half and scored three touchdowns. Overall, Houston was 3-of-6 on its red zone possessions in the game. The Texans scored touchdowns on 28-of-60 red zone possessions (46.7 percent) in 2011.
- Won the time of possession battle, holding the ball for 34:44. Houston was 9-3 when winning time of possession in 2011 and is 39-18 under Kubiak when holding the ball more than their opponent.
- Ran the ball 35 times. Under Kubiak, Houston is now 33-5 when running the ball 30 or more times.

- Outrushed the Dolphins, 83-79. Houston improved to 1-0 on the season when outrushing its opposition and 38-15 under Kubiak when outrushing its opponents.
- Held a plus-4 turnover ratio in the game (4-0) and improved to 28-7 under Kubiak in games with a positive turnover margin.
- Did not have any rookies start in the season opener for the first time in franchise history.

ILB BRIAN CUSHING

- Forced a fumble in the first quarter. It was his first forced fumble of the season and the sixth of his career.
- Intercepted his first pass of the season and the seventh of his career when he hauled in a deflected pass in the second quarter. Cushing returned the interception for 1 yard.
- Also led the team with seven tackles, including six solo stops. Cushing has led the team in tackles in 13 of the last 17 games.

TE OWEN DANIELS

- Made his 300th career reception with his first catch of the afternoon, a 23-yard gain on the Texans' opening drive. Daniels finished the game with 87 yards on four catches.
- Picked up a first down on all four of his receptions.

RB ARIAN FOSTER

- Scored his 30th career rushing touchdown and his first of the season on a 14-yard gain late in the second quarter.
- Became the second Texans position player, along with WR Andre Johnson, to score more than 300 points when he scored his first touchdown of the game. The score gave him 305 career points.
- Scored his second rushing touchdown of the game on a 1-yard run in the second quarter. It was his seventh career multi-touchdown performance. He finished with a game-high 79 rushing yards on 26 attempts, including his two touchdowns.

K SHAYNE GRAHAM

- Saw a 52-yard field goal attempt in the first quarter fall short. Graham is now 9-19 from beyond 50 yards in his career. The kick was his 250th career field goal attempt.
- Connected on a 36-yard field goal in the second quarter for his first points as a Texan.
- Made a 40-yard field goal in the third quarter to push the Texans' lead to 27-10. In his career, Graham is 57-of-71 (80.3 percent) on attempts between 40 and 49 yards.
- Closed the scoring with a 19-yard field goal in the fourth quarter. It was only the fifth attempt of his career from less than 20 yards, and he is perfect on those kicks.

CB KAREEM JACKSON

- Intercepted his first pass of the season and the fourth of his career when he picked off a deflected pass in the second quarter. He returned the interception 3 yards.
- Tied a career high with two passes defended in the game. The last time he had two passes defended was 11/6/11 vs. Cleveland.

DE TIM JAMISON

- Sacked Miami QB Ryan Tannehill for a 12-yard loss in the fourth quarter. It was his first sack of the game and the fourth of his career.

WEEK 1 NOTES VS. MIAMI

Game 13 • Houston Texans at New England Patriots • Monday, Dec. 10, 2012

WR LESTAR JEAN

- Made his first career reception with a 9-yard gain on third-and-4 to keep the Texans' opening drive alive.

WR ANDRE JOHNSON

- Extended his streak of consecutive games played with a reception to 83 with an 11-yard catch on Houston's opening drive of the game.
- Caught his 500th pass under Head Coach Gary Kubiak with a 24-yard gain in the second quarter, his second catch of the day. Johnson has averaged 89.3 receiving yards and 6.49 receptions per game under Kubiak, both of which would be the highest in NFL history by a wide margin if viewed on their own.
- Caught his 53rd career touchdown pass on a 14-yard scoring strike just before halftime.
- Surpassed 100 receiving yards on the day with a 29-yard catch in the fourth quarter. The catch gave Johnson 119 yards on the day. It was Johnson's 39th career 100-yard game.
- Became the first player in Texans history to play 10 seasons with the team when he took the field to start the game.

CB JOHNATHAN JOSEPH

- Intercepted his first pass of the season and the 19th of his career when he picked off Miami QB Ryan Tannehill in the second quarter. Joseph returned the interception 36 yards. It was Joseph's first interception in regular-season play at Reliant Stadium.

SS DANIEAL MANNING

- Recovered his first fumble of the season and the fifth of his career in the second quarter.

FS GLOVER QUIN

- Forced his first fumble of the season when he knocked the ball out of Miami RB Daniel Thomas' hands in the second quarter.

QB MATT SCHAUB

- Improved his record as the Texans' starting quarterback to 33-32.
- Threw his first touchdown pass of the season and the 99th of his career when he hit WR Andre Johnson for a 14-yard score just before halftime.
- Completed 20-of-31 passes for 266 yards with one touchdown and no interceptions, giving him a passer rating of 102.4. The Texans are 22-6 when Schaub has a passer rating of 100 or better.

DE ANTONIO SMITH

- Teamed with DE J.J. Watt to sack Miami QB Ryan Tannehill for an 8-yard loss in the third quarter. The half-sack gave Smith 30.0 for his career and 15.5 as a Texan.

DE J.J. WATT

- Picked up his, and the team's, first sack of the season when he fell on Dolphins QB Ryan Tannehill after Tannehill was tripped by one of his linemen in the second quarter. The sack gave Watt 6.5 career sacks.
- Deflected three passes, all in the first half, two of which resulted in interceptions.
- Teamed with DE Antonio Smith to sack Tannehill for an 8-yard loss in the third quarter. It gave Watt second career multi-sack game in regular-season play. He had 2.0 sacks at Jacksonville on 11/27/11. Additionally, Watt had 2.5 sacks in the AFC Divisional Playoff at Baltimore on 1/15/12.

MISCELLANEOUS NOTES

- Four rookies made their NFL debuts in the game: DE Jared Crick, C Ben Jones, WR Keshawn Martin and OLB Whitney Mercilus. Second-year WR Lestar Jean also made his professional debut after spending his rookie season on Injured Reserve. Veteran free agents CB Alan Ball, FB Tyler Clutts, RB Justin Forsett, K Shayne Graham, T Ryan Harris, ILB Bradie James and P Donnie Jones all made their Texans debuts.
- Inactive players for the Texans included QB John Beck, OLB Bryan Braman, G Brandon Brooks, CB Roc Carmichael, T Andrew Gardner, CB Brandon Harris and WR DeVier Posey.
- Captains for the Texans were ILB Brian Cushing, ILB Tim Dobbins, WR Andre Johnson, QB Matt Schaub and DE Antonio Smith.
- The Dolphins won the toss and elected to receive.
- Total paid attendance was 71,566, which is the second-largest crowd in Texans history. The team record is 71,585 on 10/2/11 vs. Pittsburgh. Houston has sold out all 104 home games, including preseason, regular-season and postseason, in franchise history.

WEEK 2 AT JACKSONVILLE

Game 13 • Houston Texans at New England Patriots • Monday, Dec. 10, 2012



GAME 2: Houston 27, Jacksonville 7 62,907 • EverBank Field • Jacksonville, Fla. • Sept. 16, 2012



GAME SUMMARY

The Texans moved to 2-0 after using a familiar formula to beat the Jacksonville Jaguars at EverBank Field.

Relying on a smothering defense and dominant running game, the trademarks of their 2011 playoff season, the Texans pounded their division rivals 27-7 in their first road game of 2012.

The Texans allowed just 117 yards, a new team record, as they took advantage of a depleted Jaguars offensive line and made life miserable for QB **Blaine Gabbert**. Jacksonville was 0-of-9 on third down and had just 43 yards, including -4 passing, in the first half. The Texans ran 83 plays overall and set a team record with 43:17 in time of possession.

DE **J.J. Watt** had a monster game for the second consecutive week with 1.5 sacks, two passes defended, a fumble recovery and a team-high five tackles. Texans running backs **Arian Foster** and **Ben Tate** combined for 184 rushing yards and three touchdowns. The Texans ran for 216 total yards and averaged 4.5 yards per carry.

Texans QB **Matt Schaub** directed an up-tempo, quick-huddle offense for much of the game. It started on the first drive, when Schaub completed five short passes for 42 yards. The Texans gained 66 yards in 13 plays for a 31-yard field goal by **Shayne Graham**.

The Texans halted Jacksonville's first two drives. WR **Trindon Holliday** returned a punt 36 yards to the Jaguars' 41-yard line to start Houston's third drive. Four plays later, Tate stiff-armed a would-be tackler and burst up the right sideline for 24 yards to set up Foster's 1-yard touchdown plunge two plays later for a 10-0 lead late in the first quarter.

Watt deflected his second pass of the game on the Jaguars' next drive, then combined with DE **Antonio Smith** for a drive-ending sack. The Texans took a 17-0 lead midway through the second quarter after Tate plowed up the middle for an 8-yard touchdown run.

With heavy rain coming down near the end of the first half, **Brooks Reed** sacked Gabbert at the Jacksonville 1-yard line with 2:28 remaining. The Texans went into halftime with a 24-0 advantage in yards.

The weather improved in the second half, but the Texans got worse. They forced a three-and-out on the Jags' first drive but were flagged for an illegal block on their punt return. The Texans' first drive began with a false start, leading to a three-and-out of their own.

An 18-yard punt return gave the Jaguars possession at Houston's 37-yard line. Gabbert completed a 32-yard pass to **Laurent Robinson** and a 5-yard touchdown pass to **Maurice Jones-Drew** to close within 17-7.

The Texans responded with a 17-play, 80-yard drive, chewing 9:14 off the clock. Tate kept the drive alive with a cutback run after the catch for a three-yard gain on third-and-one from the Jacksonville 36. Six plays later, Tate scored on a two-yard run to push the lead back to 24-7.

Graham made a 37-yard field goal with 7:20 remaining to provide the final margin. Watt recovered a fumble near midfield with 5:09 remaining, and the Texans ran out the remainder of the clock with several runs by **Justin Forsett** and a couple of kneel-downs by Schaub.

Foster finished the game with 28 carries for 110 yards (3.9 average). Tate had 74 yards on 12 carries (6.2 average). Schaub was 26-of-35 for 195 yards and an 87.2 rating. TE **Owen Daniels** led the Texans with 47 receiving yards on six catches.

Gabbert was 7-of-19 (37 percent) for 53 yards and a touchdown before leaving in the fourth quarter with a leg injury. He had a passer rating of 62.8.

SCORING

SCORE BY PERIODS	1	2	3	4	OT	Total
Houston Texans	10	7	7	3	-	27
Jacksonville Jaguars	0	0	7	0	-	7

SCORING DRIVES

Team	Qtr	Time	Play Description (Extra Point) (Drive info)	HOU	JAC
Texans	1	9:25	S.Graham 31 yd. Field Goal (13-66, 5:35)	3	0
Texans	1	0:15	A.Foster 1 yd. run (S.Graham kick) (6-41, 2:37)	10	0
Texans	2	6:49	B.Tate 8 yd. run (S.Graham kick) (7-58, 3:34)	17	0
Jaguars	3	11:44	M.Jones-Drew 5 yd. pass from B.Gabbert (J.Scobee kick) (2-37, 0:51)	17	7
Texans	3	2:30	B.Tate 2 yd. run (S.Graham kick) (17-80, 9:14)	24	7
Texans	4	7:20	S.Graham 37 yd. Field Goal (10-73, 6:15)	27	7

TEAM STATISTICS

	TEXANS	JAGUARS
TOTAL FIRST DOWNS	28	9
THIRD DOWN EFFICIENCY	8-17-47%	0-9-0%
FOURTH DOWN EFFICIENCY	1-1-100%	0-0-0%
TOTAL NET YARDS	411	117
NET YARDS RUSHING	216	65
NET YARDS PASSING	195	52
PASS ATTEMPTS-COMPLETIONS-HAD INTERCEPTED	35-26-0	21-9-0
KICKOFFS Number-In End Zone-Touchbacks	6-5-3	2-2-0
PUNTS Number and Average	6-49.8	9-52.2
Net Punting Average	37.8	43.7
FGs - PATs Had Blocked	0-0	0-0
TOTAL RETURN YARDAGE (Not Including Kickoffs)	77	32
PENALTIES Number and Yards	10-64	8-71
FUMBLES Number and Lost	1-0	1-1
TOUCHDOWNS	3	1
EXTRA POINTS Made-Attempts Kicking Made-Attempts	3-3	1-1
FIELD GOALS Made-Attempts	2-2	0-0
RED ZONE EFFICIENCY	3-6-50%	1-1-100%
GOAL TO GO EFFICIENCY	3-4-75%	1-1-100%
SAFETIES	0	0
TIME OF POSSESSION	43:17	16:43

INDIVIDUAL STATISTICS

RUSHING (Att-Yds): Houston, A. Foster 28-110, B. Tate 12-74, J. Forsett 6-35, M. Schaub 2-(-3). Jacksonville, M. Jones-Drew 12-60, B. Gabbert 1-5, C. Henne 1-0.

PASSING (C-A-Y-I): Houston, M. Schaub 26-35-195-0. Jacksonville, B. Gabbert 7-19-53-0, C. Henne 2-2-23-0.

RECEIVING (Rec-Yds): Houston, O. Daniels 6-47, A. Foster 6-37, B. Tate 4-23, K. Walter 3-34, A. Johnson 3-21, J. Casey 3-18, G. Graham 1-15. Jacksonville, L. Robinson 3-49, M. Jones-Drew 3-7, M. Thomas 1-12, Z. Potter 1-4, G. Jones 1-4.

SACKS (Sk-Yds): Houston, J. Watt 1.5-11, B. Reed 1.0-9, A. Smith 0.5-4. Jacksonville, none.

INTERCEPTIONS (Int-Yds): Houston, none. Jacksonville, none.

TACKLES (S-A-T): Houston, J. Watt 6-3-9, B. Cushing 3-6-9, B. James 3-3-6, J. Joseph 5-0-5, D. Manning 3-2-5, G. Quin 3-1-4, C. Barwin 1-3-4, S. Cody 0-4-4, Q. Demps 3-0-3, B. Reed 2-1-3, A. Smith 1-2-3, E. Mitchell 2-0-2, J. Crick 1-1-2, T. Jamison 0-1-1. Jacksonville, R. Allen 12-1-13, P. Posluszny 9-0-9, D. Landry 7-0-7, T. Alualu 6-0-6, J. Mincey 5-0-5, A. Ross 5-0-5, W. Middleton 5-0-5, C. Mosley 4-0-4, A. Branch 3-1-4, D. Lowery 3-1-4, K. Bosworth 3-0-3, R. Mathis 2-0-2, C. Prosniski 2-0-2, D.A. Smith 1-0-1, T. Knighton 0-1-1.

MISSED FIELD GOAL: None.

WEEK 2 NOTES AT JACKSONVILLE

Game 13 • Houston Texans at New England Patriots • Monday, Dec. 10, 2012

THE WIN

- Improved Houston's record to 2-0 for the third consecutive season.
- Improved Head Coach Gary Kubiak's career record to 49-49.
- Gave Houston two consecutive victories at EverBank Field for the first time in franchise history.
- Extended the Texans' winning streak against the Jaguars to four games, the longest in franchise history.
- Improved Houston's all-time record against Jacksonville to 12-9 overall and 5-6 on the road.

THE TEXANS OFFENSE

- Ran 83 offensive plays. That is the most in team history in regulation, topping the previous high of 80, which occurred on 11/12/06 at Jacksonville. Houston ran 86 plays in an overtime game vs. Baltimore on 12/13/10.
- Held the ball a franchise-record 43:17. The previous mark was 40:04 on 10/19/08 vs. Detroit. The Texans held the ball for 9:36 in the first quarter, 10:05 in the second, 11:25 in the third and 12:11 in the fourth.
- Ran the ball a team-record 48 times in the game, topping the previous high of 47 set on 10/23/11 at Tennessee. Houston improved to 34-5 under Kubiak when running the ball 30 or more times in a game.
- Outrushed their opponent for the second week in a row, outgaining the Jaguars 216-65 on the ground. The Texans improved to 2-0 this season and 39-15 under Kubiak when outrushing their opponents.
- Won the turnover battle, 1-0. The Texans improved to 2-0 this season and 29-7 under Kubiak when they have a positive turnover margin.
- Gained 28 first downs in the game, which tied for the second-highest (vs. Baltimore, 12/13/10) total in a game in team history.
- Scored on a 17-play drive in the third quarter, capping the drive with a 2-yard touchdown run by RB Ben Tate. The drive was the fourth-longest, in terms of number of plays, in franchise history.
- Scored on their opening drive for the first time this season. Houston was 5-4 when scoring on its opening drive in 2011.
- Scored first for the first time this season. Houston was 9-4 when scoring first in 2011.

THE TEXANS DEFENSE

- Held Jacksonville to a franchise record-low 117 total yards of offense in the game, bettering the previous mark of 126 yards (at Jacksonville, 12/26/04).
- Allowed the first touchdown of the season after a combined 93:16 of playing time.
- Held Jacksonville to 43 net yards of offense in the first half, the fewest yards allowed in the opening half in team history, bettering the previous mark of 50 yards allowed to San Francisco on 10/25/09. It was the second-fewest yards allowed in a single half in team history; Houston previously held San Diego to 41 yards in the second half on 10/28/07.
- Limited Jacksonville to a franchise-low -4 net passing yards in the first half, besting the previous low of 0 net passing yards allowed to San Diego in the second half on 10/28/07. There have only been 12 teams since 2000 to hold their opponent to fewer net passing yards in the first half.
- Allowed nine first downs, which tied for the third-fewest in team history and fewest since they gave up nine vs. Tennessee on 11/28/10.
- Forced a three-and-out on seven of 12 possessions. Only Jacksonville's first possession lasted longer than four plays.
- Did not allow a drive longer than 37 yards and forced four drives of negative yardage.

TE OWEN DANIELS

- Led the team with a game-high six receptions, gaining 47 yards.
- Started his 79th career game, tying him with CB Dunta Robinson for fifth on the franchise's all-time start list.
- Extended his streak of consecutive games with a reception to 70, the second-longest streak in team history.

RB ARIAN FOSTER

- Scored his third rushing touchdown of the season and the 32nd of his career when he scored from 1 yard in the first quarter.
- Surpassed RB Domanick Williams' franchise rushing record of 3,195 yards on a 9-yard gain in the second quarter. Foster entered the game with 3,176 career rushing yards and the carry gave him 3,199.
- Registered his 17th career 100-yard game when he reached the milestone on a 1-yard gain in the fourth quarter. Foster finished the game with 110 yards with one touchdown on 28 carries.

K SHAYNE GRAHAM

- Connected on field goal attempts of 31 and 37 yards and made all three extra point tries, giving him nine points in the game.

WR ANDRE JOHNSON

- Extended his streak of consecutive games played with a reception to 84 with a 7-yard catch in the first quarter. Johnson finished the game with three receptions for 21 yards.

P DONNIE JONES

- Had a second-quarter punt downed at the Jacksonville 5-yard line. It was his 200th career punt downed inside the opponent's 20-yard line.

OLB BROOKS REED

- Sacked QB Blaine Gabbert for a 9-yard loss in the second quarter. It was his first sack of the season and gave him 7.0 in his career.

QB MATT SCHAUB

- Completed his 1,500th career pass when he hit TE Owen Daniels for a 6-yard gain and his 14th completion of the game in the second quarter.
- Improved his record as the Texans' starting quarterback to 34-32.

DE ANTONIO SMITH

- Teamed with DE J.J. Watt to sack QB Blaine Gabbert for an 8-yard loss in the second quarter. The half-sack gave Smith a sack in each of his last three regular-season games played.

RB BEN TATE

- Scored his first rushing touchdown of the season and the fifth of his career on an 8-yard carry in the second quarter.
- Went over 1,000 career rushing yards on a 7-yard carry in the third quarter. Tate entered the game with 948 career rushing yards.
- Tied a career high with four receptions. He previously had a pair of four-catch games, most recently vs. Tennessee on 1/1/12.
- Scored his second rushing touchdown of the season on a 2-yard run in the third quarter. It was his first career multi-touchdown game.

DE J.J. WATT

- Teamed with DE Antonio Smith to sack QB Blaine Gabbert for an 8-yard loss in the second quarter. The half-sack gave Watt a sack in each of his last four games, including last year's playoffs.
- Sacked QB Blaine Gabbert for a 7-yard loss in the fourth quarter. The sack gave Watt 1.5 in the game and 3.0 for the season. It was Watt's third career multi-sack game in regular-season play.
- Recovered a fumble in the fourth quarter. It was his first fumble recovery of the season and the third of his career.
- Led the team with five tackles, including four solos, and recorded two passes defended.

MISCELLANEOUS NOTES

- The Texans won the toss and elected to receive the opening kickoff.
- Inactive players for the Texans were QB John Beck, OLB Bryan Braman, G Brandon Brooks, CB Roc Carmichael, T Andrew Gardner, CB Brandon Harris and WR DeVier Posey.

WEEK 3 AT DENVER

Game 13 • Houston Texans at New England Patriots • Monday, Dec. 10, 2012



GAME 3: Houston 31, Denver 25

76,566 • Sports Authority Field at Mile High • Denver, Colo. • Sept. 23, 2012



GAME SUMMARY

QB **Matt Schaub** threw four touchdown passes in a gritty performance, and the Texans held off a late comeback attempt to escape Sports Authority Field at Mile High with a 31-25 victory against the Denver Broncos.

Schaub got the game ball from Head Coach **Gary Kubiak** after completing 17-of-30 passes for 290 yards. WR **Andre Johnson**, WR **Kevin Walter**, RB **Arian Foster** and TE **Owen Daniels** all caught touchdown passes. DE **J.J. Watt** had 2.5 sacks, seven tackles and four tackles for loss.

Schaub brushed off two consecutive illegal hits in the third quarter, including one that left him missing part of his left ear, and sat out only one play before returning to the game.

The Texans led 31-11 early in the fourth quarter. They were seemingly cruising to an easy victory until a fumble by **Ben Tate** gave the Broncos the ball at midfield. DE **Kevin Vickerson** came in untouched to hit Tate in the backfield and jar the ball loose.

The fumble sparked a late rally by Denver QB **Peyton Manning**, who was 16-2 against the Texans with the Indianapolis Colts from 2002-10. The four-time NFL MVP threw two touchdown passes in the next seven minutes to make it a one-score game with three minutes remaining.

The Texans ran out all but the final 20 seconds of the remaining game clock thanks to a crucial catch by Johnson on third-and-five with 2:49 remaining. Johnson beat Pro Bowl CB Champ Bailey with an out route for a 12-yard catch near the left sideline, which all but wrapped up the victory.

The Broncos took a 2-0 lead two minutes into the game when DE **Elvis Dumervil** sacked Schaub for a safety on the Texans' first play. The Texans found themselves in a 5-0 hole with 8:41 left in the first quarter after a 32-yard field goal by Broncos K **Matt Prater**.

The Texans took the lead on their next possession with a 60-yard touchdown bomb from Schaub to Johnson. On a play-action fake, Johnson beat CB **Tracy Porter** with a double move and got behind the defense for the score.

Watt and OLB **Brooks Reed** sacked Manning to end the next drive. The Texans then drove 97 yards in 14 plays to take a 14-5 lead. Rookie WR **Keshawn Martin** had an 18-yard catch on the drive, and TE **Garrett Graham** had a 27-yarder. Foster scored on a 3-yard catch on third-and-goal.

Less than two minutes later, Schaub hit Walter over the middle for a 52-yard touchdown pass. It was another play-action fake and another double move, with Porter once again in coverage.

The Broncos put two more field goals on the board before halftime to make the score 21-11. Schaub was picked off in Broncos territory by LB **Wesley Woodyard** in the final minute of the half to set up Prater's 53-yarder.

Texans K **Shayne Graham** made a 41-yard field goal early in the third quarter. Later in the quarter, WR **Lestar Jean** had a career-long 46-yard reception down the left sideline. Daniels caught a 14-yard touchdown pass two plays later to make it 31-11.

The Texans appeared to have the game well in hand until Tate's fumble with 10:28 remaining. Two plays after the turnover, Manning hit WR **Brandon Stokley** for a 38-yard touchdown pass. The Texans went three-and-out, and the Broncos drove for another touchdown – a 6-yard catch off a deflection by former Texans TE **Joel Dreessen** – to make the score 31-25.

SCORING

SCORE BY PERIODS	1	2	3	4	OT	Total
Houston Texans	7	14	10	0	-	31
Denver Broncos	5	6	0	14	-	25

SCORING DRIVES

Team	Qtr	Time	Play Description (Extra Point) (Drive info)	HOU	DEN
Broncos	1	13:20	M.Schaub sacked in end zone by E.Dumervil for a Safety	0	2
Broncos	1	8:41	M.Prater 32 yd. Field Goal (10-46, 4:39)	0	5
Texans	1	6:28	A.Johnson 60 yd. pass from M.Schaub (S.Graham kick) (3-80, 2:13)	7	5
Texans	2	10:47	A.Foster 3 yd. pass from M.Schaub (S.Graham kick) (14-97, 7:11)	14	5
Texans	2	8:54	K.Walter 52 yd. pass from M.Schaub (S.Graham kick) (2-57, 0:46)	21	5
Broncos	2	5:44	M.Prater 23 yd. Field Goal (9-75, 3:10)	21	8
Broncos	2	0:01	M.Prater 53 yd. Field Goal (5-25, 0:33)	21	11
Texans	3	9:11	S.Graham 41 yd. Field Goal (7-39, 3:45)	24	11
Texans	3	1:33	O.Daniels 14 yd. pass from M.Schaub (S.Graham kick) (5-72, 2:19)	31	11
Broncos	4	9:49	B.Stokley 38 yd. pass from P.Manning (M.Prater kick) (2-49, 0:31)	31	18
Broncos	4	3:00	J.Dreessen 6 yd. pass from P.Manning (M.Prater kick) (16-74, 5:08)	31	25

TEAM STATISTICS

	TEXANS	BRONCOS
TOTAL FIRST DOWNS	23	24
THIRD DOWN EFFICIENCY	7-14-50%	6-17-35%
FOURTH DOWN EFFICIENCY	1-1-100%	0-0-0%
TOTAL NET YARDS	436	375
NET YARDS RUSHING	152	59
NET YARDS PASSING	284	316
PASS ATTEMPTS-COMPLETIONS-HAD INTERCEPTED	30-17-1	52-26-0
KICKOFFS Number-In End Zone-Touchbacks	7-4-3	6-5-5
PUNTS Number and Average	5-54.2	8-47.6
Net Punting Average	44.4	42.8
FGs - PATs Had Blocked	0-0	0-0
TOTAL RETURN YARDAGE (Not Including Kickoffs)	19	36
PENALTIES Number and Yards	9-69	7-75
FUMBLES Number and Lost	1-1	1-1
TOUCHDOWNS	4	2
EXTRA POINTS Made-Attempts Kicking Made-Attempts	4-4	2-2
FIELD GOALS Made-Attempts	1-1	3-3
RED ZONE EFFICIENCY	2-3-67%	1-3-100%
GOAL TO GO EFFICIENCY	1-1-100%	1-2-50%
SAFETIES	0	1
TIME OF POSSESSION	31:40	28:20

INDIVIDUAL STATISTICS

RUSHING (Att-Yds): Houston, A. Foster 25-105, B. Tate 8-26, K. Martin 1-21. Denver, W. McGahee 12-36, L. Ball 7-16, R. Hillman 2-7.

PASSING (C-A-Y-I): Houston, M. Schaub 17-30-290-1. Denver, P. Manning 26-52-330-0.

RECEIVING (Rec-Yds): Houston, K. Walter 3-73, O. Daniels 3-26, J. Casey 3-11, A. Johnson 2-72, G. Graham 2-39, K. Martin 2-20, L. Jean 1-46, A. Foster 1-3. Denver, E. Decker 8-136, B. Stokley 6-73, D. Thomas 3-34, J. Tammie 3-31, J. Dreessen 2-36, C. Gronkowski 1-11, W. McGahee 1-6, L. Ball 1-2, R. Hillman 1-1.

SACKS (Sk-Yds): Houston, J. Watt 2.5-11.5, B. Reed 0.5-2.5. Denver, E. Dumervil 1-6.

INTERCEPTIONS (Int-Yds): Houston, none. Denver, W. Woodyard 1-7.

TACKLES (S-A-T): Houston, J. Watt 7-3-10, K. Jackson 9-0-9, B. Cushing 6-1-7, B. James 3-4-7, Q. Demps 6-1-7, J. Joseph 5-1-6, G. Quin 4-1-5, C. Barwin 2-2-4, B. Reed 2-2-4, T. Jamison 1-2-3, D. Manning 3-0-3, E. Mitchell 2-1-3, A. Smith 2-1-3, B. McCain 2-0-2, S. Cody 1-0-1. Denver, R. Moore 9-0-9, M. Adams 4-2-6, E. Dumervil 4-1-5, J. Bannan 3-2-5, K. Vickerson 3-2-5, D. Wolfe 1-4-5, C. Harris 4-0-4, T. Porter 2-1-3, J. Mays 1-2-3, M. Unrein 1-2-3, V. Miller 0-3-3, K. Brooking 1-1-2, W. Woodyard 1-0-1, C. Bailey 1-0-1, M. Jackson 1-0-1, T. Carter 1-0-1.

MISSED FIELD GOAL: None.

WEEK 3 NOTES AT DENVER

Game 13 • Houston Texans at New England Patriots • Monday, Dec. 10, 2012

THE WIN

- Improved Houston's record to 3-0 on the season, giving the Texans their first 3-0 start in franchise history.
- Gave Houston its first win at Sports Authority Field at Mile High.
- Evened the all-time series record between the Texans and the Broncos at 2-2 and improved Houston's record at Denver to 1-2.
- Was Houston's 50th against AFC competition in team history. The Texans improved to 50-73 against AFC opponents all-time.

HEAD COACH GARY KUBIAK

- Won his 50th game as Texans head coach and improved his career record to 50-49.
- Was his 20th road win as Texas head coach, improving his record to 20-30 in away games.

THE TEXANS OFFENSE

- Scored more than 30 points for the second time this season and the 23rd time under Kubiak. Prior to Kubiak's arrival, Houston had scored more than 30 points twice in 64 games.
- Engineered a 14-play, 97-yard touchdown drive that spanned the end of the first quarter and the beginning of the second. It was Houston's longest drive of the season and the fourth-longest in team history. It was the longest since a 99-yard touchdown drive vs. Baltimore on 12/13/10.
- Outrushed Denver 152-59. The Texans are 3-0 this season and 40-15 under Kubiak when outrushing their opponents.
- Combined to run the ball 34 times for 152 yards. The Texans improved to 3-0 this season and 35-5 under Kubiak when they run the ball 30 or more times.
- Surrendered two turnovers, which were the first two of the season for the team. Houston lost the turnover battle, 2-1.
- Controlled time of possession for the third consecutive game, holding the ball for 31:40. The Texans improved to 3-0 this season and 41-18 under Kubiak when winning the time of possession battle.
- Gave up a safety on the first offensive play of the game when QB Matt Schaub was sacked in the end zone by Denver DE Elvis Dumervil. It was the first safety allowed by the Texans since 11/9/08 vs. Baltimore on a penalty in the end zone.
- Led after the first quarter for the second time this season and the second consecutive game, led at halftime for the third consecutive game and led after three quarters for the third consecutive game. Houston improved to 2-0, 3-0 and 3-0 when leading after the first, second and third quarters, respectively.

THE TEXANS DEFENSE

- Registered 12 passes defended in the game, which is tied for the fifth-most in team history and is the most since 12/4/11 vs. Atlanta, when they also had 12. The 12 passes defended is also tied for the most in a game under Kubiak.
- Limited the Denver offense to 43 yards in the third quarter, 42 of which came on Denver's last two plays of the period.
- Limited the Denver offense to 1-of-3 on trips to the red zone in the game. For the season, Houston has allowed two touchdowns on seven red zone possessions (28.6 percent).
- Allowed a touchdown to the opposing offense for the second time this season when Denver QB Peyton Manning hit WR Brandon Stokley for a 38-yard touchdown in the fourth quarter. The previous touchdown came on a 5-yard pass from Blaine Gabbert to Maurice Jones-Drew last week at Jacksonville (9/16).

TE OWEN DANIELS

- Extended his streak of consecutive games played with a reception to 71 on a 2-yard catch in the first quarter.
- Caught the 21st touchdown pass of his career and his first of the season when he took a pass from QB Matt Schaub 14 yards for a score in the third quarter.
- Started the 80th game of his career.

FS QUINTIN DEMPS

- Registered a career high and finished tied for second on the team with seven tackles (six solos), including one tackle for loss and a pass defended. His previous career high was six tackles vs. Tennessee on 1/1/12.

RB ARIAN FOSTER

- Surpassed 100 rushing yards for the second consecutive game and the 18th time in his career, finishing with 105 yards on 25 carries. It marked the seventh time in his career that Foster has topped 100 rushing yards in consecutive games.
- Rushed for 22 yards around right end late in the first quarter. It was his longest carry of the season.
- Caught his first touchdown pass of the season and the fifth of his career when he took a swing pass from QB Matt Schaub and scored from 3 yards out in the second quarter.
- Started his 30th career game. In his 30 starts, Foster has rushed for 3,021 yards on 659 carries, an average of 4.6 yards per attempt, and has scored 28 rushing touchdowns. He has also caught 115 passes for 1,122 yards (9.8 avg.) and four touchdowns as a starter.

TE GARRETT GRAHAM

- Established a career single-game high with his second reception of the day, a gain of 12 yards in the second quarter. Graham entered the game with two career receptions for 39 yards.

K SHAYNE GRAHAM

- Connected on a 41-yard field goal in the third quarter. Graham improved to 6-of-7 on field goal attempts this season. Graham scored seven points in the game (1 FG, 4 PATs), giving him 993 career points.

CB KAREEM JACKSON

- Led the team and tied a career high with nine solo tackles and had one pass defended. He previously had eight tackles on 9/25/11 at New Orleans.

WR LESTAR JEAN

- Caught his second pass of the season when he hooked up with QB Matt Schaub for a 46-yard catch and run in the third quarter. Jean had a 9-yard catch in the season opener vs. Miami (9/9).

WR ANDRE JOHNSON

- Extended his streak of consecutive games played with a reception to 85 with a 60-yard touchdown catch in the first quarter. Johnson finished the game with two catches for 72 yards and a touchdown.
- The 60-yard touchdown catch was Johnson's 54th career touchdown and second of the season. It was his eighth catch of 60 yards or longer in his career and his fifth career touchdown of 60 or more.
- Surpassed 7,000 receiving yards under Head Coach Gary Kubiak (2006-present) on the 60-yard touchdown catch. Johnson now has 7,062 yards on 511 receptions (13.8 avg.) and 42 touchdowns under Kubiak.

WEEK 3 NOTES AT DENVER

Game 13 • Houston Texans at New England Patriots • Monday, Dec. 10, 2012

P DONNIE JONES

- Surpassed 30,000 career punting yards in the game. He entered the game with 29,896 career punting yards.

WR KESHAWN MARTIN

- Caught his first career pass when he hauled in an 18-yard pass to convert a first down in the second quarter.
- Recorded his first career rushing attempt, gaining 21 yards on an end-around in the second quarter.

OLB BROOKS REED

- Teamed with DE J.J. Watt for a 5-yard sack of Denver QB Peyton Manning in the first quarter. It gave Reed 1.5 sacks on the season and sacks in consecutive games.

QB MATT SCHaub

- Completed 17-of-30 pass attempts for 290 yards with four touchdowns and one interception, giving him a passer rating of 115.3. It marked Schaub's second game this season with a passer rating of better than 100.
- Threw his 100th career touchdown pass when he hit WR Andre Johnson for a 60-yard score in the first quarter. Johnson also caught Schaub's 20th, 30th, 40th, 70th and 80th touchdowns, and has caught 30 touchdowns in total from Schaub.
- Tossed his second touchdown pass of the game when he hit RB Arian Foster for a 3-yard score on a swing pass early in the second quarter. It gave him his 33rd career multi-touchdown game.
- Hit WR Kevin Walter for a 52-yard touchdown in the second quarter. It was the second time Schaub has thrown two touchdowns of longer than 50 yards in a game. He hit WR Jacoby Jones for an 80-yard score and Foster for a 78-yarder at Tampa Bay on 11/13/11.
- Registered his 10th career game with three or more touchdown passes and his first since 9/25/11 at New Orleans. It was his third career game with three touchdowns in the first half and his first since 9/27/09 vs. Jacksonville.
- Had a streak of 104 consecutive passes without an interception broken when he was picked off on his 17th attempt of the game. The streak, which dated back to last season, tied the second-longest in franchise history, trailing his own streak of 110 in 2010.
- Tied his career high with his fourth touchdown pass of the game when he hit TE Owen Daniels for a 14-yard score in the third quarter. Schaub has thrown for four touchdowns in two previous games, most recently on 10/18/09 at Cincinnati.

WR KEVIN WALTER

- Caught his first touchdown pass of the season when he hauled in a 52-yard scoring throw from QB Matt Schaub in the second quarter. It was Walter's 24th career touchdown catch and his longest touchdown catch since 12/7/08 when he caught a 58-yarder at Green Bay.
- Led the team with 73 receiving yards on three catches. The 73 yards were his most since he had 76 yards on 12/11/11 at Cincinnati, and his touchdown catch was his first since he scored the game-winning touchdown in that game.

DE J.J. WATT

- Set a career single-game high when he sacked Denver QB Peyton Manning for a 6-yard loss in the fourth quarter, giving him 2.5 sacks in the game. His previous high was 1.5 sacks, which he has done in each of the previous two games.
- Teamed with OLB Brooks Reed for a 5-yard sack of Denver QB Peyton Manning in the first quarter. It gave Watt 3.5 sacks on the season and sacks in five consecutive games, including last year's playoffs, and in all three regular-season games this season.
- Sacked Manning for a loss of 3 yards in the second quarter. The sack gave him 4.5 for the season and 10.0 in his career. Watt has now recorded 1.5 sacks in all three games this season.
- Finished tied for second on the team with seven tackles (six solos), including four tackles for loss and three quarterback hits.

QB T.J. YATES

- Made his 2012 debut when he came on for QB Matt Schaub for one play in the third quarter.

MISCELLANEOUS STATS

- Inactive players for the Texans were QB John Beck, G Brandon Brooks, CB Roc Carmichael, ILB Tim Dobbins, G Andrew Gardner, CB Brandon Harris and WR DeVier Posey.
- Captains for the Texans were ILB Brian Cushing, WR Andre Johnson, QB Matt Schaub and DE Antonio Smith.
- The Broncos won the toss and elected to receive the opening kickoff.

WEEK 4 VS. TENNESSEE

Game 13 • Houston Texans at New England Patriots • Monday, Dec. 10, 2012



GAME 4: Houston 38, Tennessee 14

71,581 • Reliant Stadium • Houston, Texas • Sept. 30, 2012



GAME SUMMARY

SS **Danieal Manning** and CB **Kareem Jackson** returned interceptions for touchdowns in the second half as the Texans defeated the Tennessee Titans 38-14 at Reliant Stadium to improve to 4-0.

The Texans sacked Titans QBs **Jake Locker** and **Matt Hasselbeck** four times. FS **Glover Quin** knocked Locker out of the game with a sack mid-way through the first quarter.

Texans QB **Matt Schaub** was 20-of-28 for 202 yards (71 percent) with a 115.5 passer rating. He threw touchdown passes to FB **James Casey** and TE **Owen Daniels** and completed passes to seven different receivers.

The Texans imposed their will on the game's opening possession, driving 77 yards in seven plays and 3:19. Schaub started the drive with passes of 33 and 20 yards to **Andre Johnson** and finished it with an 11-yard touchdown to Casey over the middle.

On the Titans' second possession, Quin came off the right edge untouched on a safety blitz on third down and leveled Locker for an 8-yard loss. It was a clean hit, but Locker suffered a left shoulder injury and did not return. That forced the 37-year-old Hasselbeck into action.

The Texans went up 14-0 on a 4-yard touchdown run by **Arian Foster** with 0:17 remaining in the first quarter. Hasselbeck made it 14-7 with a 19-yard touchdown pass to TE **Craig Stevens** with 7:52 left in the first half.

Momentum was tilting the Titans' way until Manning turned the game with a pick-six early in the third quarter. Hasselbeck threw a pass deep to the left for TE **Taylor Thompson**, who batted the ball into the air with his left hand.

Manning intercepted it at the Houston 45-yard line. CB **Johnathan Joseph** flat-backed WR **Nate Washington** as Manning reversed the field to his left, springing Manning a clear path to the end zone.

The Texans went ahead 28-7 on their next drive with a 28-yard touchdown catch by Daniels. On third-and-five, Daniels caught a pass at the 22-yard line and shook a tackle attempt from LB **Akeem Ayers**. He brushed off S **Jordan Babineaux** at the 10 and CB **Alterraun Verner**, who was being blocked downfield by rookie WR **Keshawn Martin**, at the goal line.

The Texans used their "muddle huddle" on the drive to move 75 yards in seven plays and 2:37. They used it on both of their first two drives of second half to kick-start their offense.

Eight minutes into the fourth quarter, DE **Antonio Smith** sacked Hasselbeck and forced a fumble at the Titans' 24-yard line. DE **J.J. Watt** recovered the fumble and returned it to the 17. K **Shayne Graham** made a 33-yard field goal to put the Texans up 31-17.

Five plays later, Jackson jumped a slant route on a short pass to the left intended for **Damian Williams**. He raced 63 yards the other way for a touchdown for a 38-7 lead with 4:08 remaining.

Hasselbeck threw an 11-yard touchdown pass to WR **Kendall Wright** with 1:01 remaining against the Texans' second-string defense.

The Texans allowed 158 rushing yards, but 101 of them were in the second half. RB **Chris Johnson** had 141 rushing yards on 25 carries (5.6 average). Foster was limited to 86 yards on 24 carries (3.6 average) and **Ben Tate** to 11 yards on five carries (2.2 average).

The Texans were penalized only one time for three yards, the fewest penalty yards in a game in team history.

SCORING

SCORE BY PERIODS	1	2	3	4	OT	Total
Tennessee Titans	0	7	0	7	-	14
Houston Texans	14	0	14	10	-	38

SCORING DRIVES

Team	Qtr	Time	Play Description (Extra Point) (Drive info)	TEN	HOU
Texans	1	11:41	J. Casey 11 yd. pass from M. Schaub (S. Graham kick) (7-77, 3:19)	0	7
Texans	1	0:17	A. Foster 4 yd. run (S. Graham kick) (10-47, 5:59)	0	14
Titans	2	7:52	C. Stevens 19 yd. pass from M. Hasselbeck (R. Bironas kick) (7-78, 4:31)	7	14
Texans	3	9:21	D. Manning 55 yd. interception return (S. Graham kick)	7	21
Texans	3	2:47	O. Daniels 28 yd. pass from M. Schaub (S. Graham kick) (7-75, 2:37)	7	28
Texans	4	5:38	S. Graham 33 yd. Field Goal (4-3, 1:32)	7	31
Texans	4	3:57	K. Jackson 63 yd. interception return (S. Graham kick)	7	38
Titans	4	0:57	K. Wright 11 yd. pass from M. Hasselbeck (R. Bironas kick) (10-79, 3:00)	14	38

TEAM STATISTICS

	TITANS	TEXANS
TOTAL FIRST DOWNS	17	16
THIRD DOWN EFFICIENCY	4-12-33%	6-14-43%
FOURTH DOWN EFFICIENCY	1-1-100%	1-1-100%
TOTAL NET YARDS	325	297
NET YARDS RUSHING	158	95
NET YARDS PASSING	167	202
PASS ATTEMPTS-COMPLETIONS-HAD INTERCEPTED	27-17-2	28-20-0
KICKOFFS Number-In End Zone-Touchbacks	3-3-1	7-5-2
PUNTS Number and Average	7-46.6	6-43.2
Net Punting Average	41.7	41.7
FGs - PATs Had Blocked	0-0	0-0
TOTAL RETURN YARDAGE (Not Including Kickoffs)	9	152
PENALTIES Number and Yards	7-73	1-3
FUMBLES Number and Lost	2-1	0-0
TOUCHDOWNS	2	5
EXTRA POINTS Made-Attempts Kicking Made-Attempts	2-2	5-5
FIELD GOALS Made-Attempts	0-0	1-1
RED ZONE EFFICIENCY	2-2-100%	2-3-67%
GOAL TO GO EFFICIENCY	0-0-0%	0-0-0%
SAFETIES	0	0
TIME OF POSSESSION	27:34	32:26

INDIVIDUAL STATISTICS

RUSHING (Att-Yds): Tennessee, C. Johnson 25-141, J. Ringer 2-14, M. Hasselbeck 2-3. Houston, A. Foster 24-86, B. Tate 5-11, M. Schaub 2-(-2).

PASSING (C-A-Y-I): Tennessee, M. Hasselbeck 17-25-193-2, J. Locker 0-2-0-0. Houston, M. Schaub 20-28-202-0.

RECEIVING (Rec-Yds): Tennessee, K. Wright 4-46, N. Washington 3-43, J. Cook 3-36, C. Stevens 2-24, C. Johnson 2-16, Q. Johnson 1-17, D. Williams 1-6, L. Hawkins 1-5. Houston, O. Daniels 6-72, J. Casey 5-36, A. Johnson 3-56, K. Martin 2-19, B. Tate 2-3, K. Walter 1-8, A. Foster 1-8.

SACKS (Sk-Yds): Tennessee, none. Houston, J. Watt 2.0-17, G. Quin 1.0-8, A. Smith 1.0-1.

INTERCEPTIONS (Int-Yds): Tennessee, none. Houston, K. Jackson 1-63, D. Manning 1-55.

TACKLES (S-A-T): Tennessee, J. Babineaux 7-3-10, A. Ayers 5-3-8, J. McCourty 6-0-6, J. Casey 5-1-6, Z. Brown 3-3-6, D. Morgan 5-0-5, W. Witherspoon 4-0-4, A. Verner 3-1-4, Z. Diles 3-1-4, P. Egbah 2-0-2, M. Griffin 1-0-1, R. Johnson 1-0-1, R. Mouton 1-0-1, M. Martin 0-1-1, S. Marks 0-1-1. Houston, B. Cushing 9-4-13, G. Quin 7-1-8, D. Manning 8-0-8, J. Watt 5-2-7, B. James 5-2-7, J. Joseph 4-0-4, K. Jackson 3-1-4, B. Reed 2-1-3, E. Mitchell 2-1-3, Q. Demps 2-0-2, S. Cody 2-0-2, A. Smith 1-1-2, T. Jamison 0-2-2, A. Ball 2-0-2, B. Braman 1-0-1, C. Barwin 0-1-1, B. McCain 1-0-1, J. Crick 0-1-1.

MISSED FIELD GOAL: None.

WEEK 4 NOTES VS. TENNESSEE

Game 13 • Houston Texans at New England Patriots • Monday, Dec. 10, 2012

THE WIN

- Gave Houston the first 4-0 start to a season in franchise history and the first 4-0 start by a Houston professional football team since the USFL Houston Gamblers started 5-0 in 1985.
- Evened the Texans' all-time record at Reliant Stadium at 41-41 and improved the Texans to 2-0 at home this season.
- Improved Houston's all-time record against Tennessee to 7-14 overall and 4-7 at home.

THE TEXANS OFFENSE

- Scored on their opening drive for the second time this season and scored a touchdown on the opening drive for the first time this season.
- Scored more than 30 points for the third time this season and the 24th time under Head Coach Gary Kubiak. Prior to Kubiak's arrival, the Texans scored more than 30 points twice in 64 games.
- Were only penalized once for 3 yards. The 3 penalty yards were the fewest in a game in team history, bettering the previous record of 5 yards, which happened three times, most recently on 10/4/09 vs. Oakland.
- Recorded the fifth-largest margin of victory in franchise history and the largest since a 28-point win at Tampa Bay on 11/13/11.
- Scored 17 points off of three Tennessee turnovers in the game. For the season, Houston has scored 41 points off of nine takeaways.
- Won the time of possession battle for the fourth time this season, holding the ball for 32:26. The Texans improved to 4-0 this season and 42-18 under Kubiak when controlling time of possession.
- Ran the ball 31 times for 95 yards and improved to 36-5 under Kubiak when rushing 30 or more times.
- Scored first for the second time this season. Houston also opened the scoring in Week 2 at Jacksonville (9/16).
- Led after the first quarter for the third time this season, at halftime for the fourth time this season and after three quarters for the fourth time this season.

THE TEXANS DEFENSE

- Scored their first defensive touchdown of the season and the first since 10/23/11 at Tennessee, when CB Brice McCain returned an interception 38 yards for a score. It was the 10th interception return for a score in Texans history.
- Returned two interceptions for touchdowns in the same game for the second time in team history. The last time was on 12/8/02 at Pittsburgh when CB Aaron Glenn returned a pair of interceptions for scores.
- Forced three turnovers while the Texans offense committed none, giving Houston a plus-3 turnover margin. It was the third game this season in which the Texans had a positive turnover margin; and the team improved to 3-0 this season and 30-7 under Head Coach Gary Kubiak in such games.
- Limited Tennessee to 4-of-12 (33 percent) on third-down attempts. For the season, Houston is holding its opponents to 12-of-48 (25 percent) on third down.

HEAD COACH GARY KUBIAK

- Coached in his 100th game with the Texans and improved his overall record as Texans head coach to 51-49.
- Improved his record at Reliant Stadium to 31-19.
- Improved his record against AFC South opponents to 16-22 overall and 11-8 at home.
- Challenged a spot in the first quarter, arguing that WR Keshawn Martin made a first down on a play ruled short of the marker. The challenge was successful, giving the Texans a first down and improving Kubiak's record

to 1-1 this season and 13-28 in his career.

CB ALAN BALL

- Forced a fumble on a Tennessee punt return in the second quarter. It was the second forced fumble of his career and his first since 9/12/10 at Washington as a member of the Dallas Cowboys.

FB JAMES CASEY

- Finished with season highs in receptions, with five, and receiving yards, with 36.
- Caught his second career touchdown pass and his first of the season when he pulled in an 11-yard scoring strike from QB Matt Schaub to cap Houston's opening drive of the game. Casey's previous touchdown catch came in Week 3 of 2011 on a 26-yard catch at New Orleans (9/25/11).
- Topped 500 career receiving yards on his fourth catch of the game, a gain of 5 yards in the second quarter. Casey entered the game with 468 career receiving yards.

ILB BRIAN CUSHING

- Led the team with 10 tackles, including seven solo stops. It was the second time this season that Cushing led the team in tackles.

TE OWEN DANIELS

- Caught his second touchdown pass of the season and his second in as many games when he took a short pass and ran 28 yards for a score in the third quarter. It marked the eighth time in his career that Daniels has caught touchdowns in back-to-back games.
- Led the team with six receptions for 72 yards, both game highs, and a touchdown. His six receptions tied his 2012 season high, which he also accomplished in Week 2 at Jacksonville (9/16), and was the second time this year he led the team in receptions.
- Caught a 7-yard pass in the second quarter, extending his streak of consecutive games played with a reception to 72.
- Started the 81st game of his career, moving him past Mario Williams into fourth on the franchise's all-time games started list.

RB ARIAN FOSTER

- Scored his fourth rushing touchdown of the season and the 33rd of his career when he found the end zone from 4 yards away in the first quarter. The touchdown gives Foster at least one score, rushing or receiving, in six consecutive regular-season games, tying his career-long streak, which is the second-longest in team history. Foster has scored in eight straight games overall, including the playoffs.
- Recorded the 750th rushing attempt of his career, which is the qualifying mark for NFL career statistics, on his 12th carry of the game, a gain of 3 yards in the second quarter.

K SHAYNE GRAHAM

- Became the 45th kicker in NFL history to score 1,000 points when he connected on a 33-yard field goal in the fourth quarter. Graham entered the game with 993 career points.

CB KAREEM JACKSON

- Scored his first career touchdown when he intercepted Tennessee QB Matt Hasselbeck and returned it 63 yards to the end zone. It was Jackson's fifth career interception and his second of the season.
- His 63-yard interception return was the sixth-longest in team history and was the longest return for touchdown since 12/13/09 when SS Bernard Pollard returned a pick 70 yards for a score against Seattle.

WEEK 4 NOTES VS. TENNESSEE

Game 13 • Houston Texans at New England Patriots • Monday, Dec. 10, 2012

WR ANDRE JOHNSON

- Extended his franchise-record streak of consecutive games with a reception to 86 with a 33-yard catch and run on Houston's opening drive.

P DONNIE JONES

- Punted six times and had four of his punts downed inside the Tennessee 20-yard line, which tied for the second-most in a game in his career. The last time he had four punts downed inside the opponent's 20 was on 11/6/11 at Arizona as a member of the St. Louis Rams.

SS DANIEAL MANNING

- Intercepted his first pass of the season and the 10th of his career when he picked off Tennessee QB Matt Hasselbeck in the third quarter. Manning returned the interception 55 yards for a touchdown, giving him his first career interception return for touchdown.

C CHRIS MYERS

- Started his 68th consecutive game with the Texans, moving him past Steve McKinney for fourth on the franchise's consecutive starts list. Myers has started 84 consecutive games overall.

WR DEVIER POSEY

- Made his professional debut when he came into the game on Houston's opening drive.

FS GLOVER QUIN

- Registered his first career sack when he dropped Tennessee QB Jake Locker for an 8-yard loss in the first quarter. Quin forced a fumble on the play, his second of the season and of his career.

QB MATT SCHAUB

- Won his eighth consecutive start, dating back to last year.
- Improved his record as the Texans' starting quarterback to 36-32 overall and 22-11 at Reliant Stadium.
- Finished with a passer rating of 115.5 after completing 20-of-28 attempts for 202 yards with two touchdowns and no interceptions. It was Schaub's third game this season with a rating of better than 100.
- Has completed passes to at least seven different receivers in all four games this season.
- Threw his sixth touchdown pass of the season and his 98th as a Texan when he hit FB James Casey for an 11-yard score to cap the Texans' opening drive.

- Tossed his second touchdown pass of the game when he hit TE Owen Daniels for a 28-yard score in the third quarter. It was Schaub's second consecutive multi-touchdown performance this season and the 34th of his career.
- Completed 7-of-8 passes for 65 yards and a touchdown on third down, a rating of 140.1.

DE ANTONIO SMITH

- Sacked Tennessee QB Matt Hasselbeck for a 1-yard loss and forced a fumble on the play. The sack gave Smith 2.0 for the season and 31.5 for his career. The forced fumble was his first of the season and the eighth of his career.

DE J.J. WATT

- Became the first Texans player to record multiple sacks in four consecutive games.
- Has recorded at least one sack in four consecutive regular-season games and six straight games, including the 2012 playoffs.
- Recovered a fumble in the fourth quarter and returned the ball 7 yards. It was his second fumble recovery of the season and the fourth of his career.
- Sacked Tennessee QB Matt Hasselbeck for a loss of 11 yards in the second quarter. It gave Watt a career-high 6.5 sacks on the season, surpassing his total of 5.5 from 2011.
- Registered his second sack of the game when he tackled Hasselbeck for a 6-yard loss in the third quarter. Watt has recorded multiple sacks in all four games this season and, counting the 2012 playoffs, has done so in five straight games.

MISCELLANEOUS STATS

- Total paid attendance was 71,581, which was the third-largest regular-season crowd in team history. Houston has sold out all 105 home games, including preseason, regular season and postseason, in team history.
- Inactive players for the Texans included ILB Mister Alexander, QB John Beck, G Brandon Brooks, CB Roc Carmichael, T Andrew Gardner, CB Brandon Harris and WR Lestar Jean.
- Captains for the Texans were ILB Brian Cushing, WR Andre Johnson, QB Matt Schaub and DE Antonio Smith.
- The Texans won the toss and elected to receive the opening kickoff.

WEEK 5 AT NEW YORK JETS

Game 13 • Houston Texans at New England Patriots • Monday, Dec. 10, 2012



GAME 5: Houston 23, New York Jets 17

79,088 • MetLife Stadium • East Rutherford, N.J. • Oct. 8, 2012



GAME SUMMARY

RB **Arian Foster** had 29 carries for 152 yards and a touchdown as the Texans defeated the New York Jets 23-17 at MetLife Stadium on Monday Night Football. DE **J.J. Watt** had six tackles, one sack and three passes defended to help the Texans overcome the loss of ILB **Brian Cushing** to a knee injury early in the second quarter.

The Texans outrushed the Jets 169-69 and controlled the ball for 35:16. They were 6-of-13 (40 percent) on third down but just 1-of-3 in the red zone, twice settling for short field goals by **K Shayne Graham**.

On defense, the Texans had two sacks and two interceptions on Jets QB **Mark Sanchez**. Backup **Tim Tebow** played sparingly, throwing one pass and running five times for 19 yards.

After losing 38-0 to the San Francisco 49ers in Week 4, the Jets pulled out all the stops as they looked to avoid falling to 2-3. Tebow ran for a first down on a fake punt on the first play of the second quarter on fourth-and-one from New York's 24-yard line. The Jets unsuccessfully tried a surprise onside kick midway through the third quarter.

The Texans led 17-7 at halftime. QB **Matt Schaub** threw a 34-yard touchdown pass in the first quarter to TE **Owen Daniels**, who was wide open off a play-action fake. Foster ran for a 13-yard touchdown early in the second quarter, one series after he broke loose for a season-long 46-yard run.

Schaub was picked off by CB **Antonio Cromartie** with 5:54 remaining in the first quarter, trying to throw to WR **Andre Johnson** over the middle in double coverage. That gave the Jets a short field and led to a 27-yard touchdown catch by TE **Jeff Cumberland**.

The Jets threatened to tie the game at 14 late in the second quarter, driving to the Texans' 12-yard line with 29 seconds remaining. Watt tipped a Sanchez at the line of scrimmage, and CB **Brice McCain** intercepted it and returned the ball 86 yards to the Jets' 9-yard line. That set up Graham for a 27-yard field goal on the final play of the half.

Graham added a 42-yard field goal in the third quarter to give the Texans a 20-7 lead. The Jets responded with a 100-yard kickoff return for a touchdown by RB **Joe McKnight**. The Texans and Jets then traded short field goals to make the score 23-17 with 11:55 remaining in the fourth quarter.

Watt made another key play with 7:04 remaining, sacking Sanchez for a 5-yard loss on third-and-10 from the Houston 35. That knocked the Jets out of field goal range and forced them to punt. The Texans ran three minutes off the clock before punting back to the Jets with 3:28 left to play.

CB **Kareem Jackson** helped preserve the Texans' victory with a late interception of Sanchez near midfield at the two-minute warning. The Jets had one more chance from their 9-yard line with 0:04 remaining, but Watt tipped Sanchez's pass at the line of scrimmage to end the game.

SCORING

SCORE BY PERIODS	1	2	3	4	OT	Total
Houston Texans	7	10	6	0	-	23
New York Jets	7	0	7	3	-	17

SCORING DRIVES

Team	Qtr	Time	Play Description (Extra Point) (Drive info)	HOU	NYJ
Texans	1	11:05	O.Daniels 34 yd. pass from M.Schaub (S.Graham kick) (8-85, 3:55)	7	0
Jets	1	4:07	J.Cumberland 27 yd. pass from M.Sanchez (N.Folk kick) (4-57, 1:47)	7	7
Texans	2	11:11	A.Foster 13 yd. run (S.Graham kick) (5-67, 2:45)	14	7
Texans	2	0:00	S.Graham 27 yd. Field Goal (3-0, 0:14)	17	7
Texans	3	4:51	S.Graham 42 yd. Field Goal (14-70, 7:42)	20	7
Jets	3	4:38	J.McKnight 100 yd. kickoff return (N.Folk kick) (0-0, 0:13)	20	14
Texans	3	0:13	S.Graham 22 yd. Field Goal (8-42, 4:25)	23	14
Jets	4	11:55	N.Folk 21 yd. Field Goal (8-69, 3:18)	23	17

TEAM STATISTICS

	TEXANS	JETS
TOTAL FIRST DOWNS	18	15
THIRD DOWN EFFICIENCY	6-15-40%	4-14-29%
FOURTH DOWN EFFICIENCY	0-0-0%	2-2-100%
TOTAL NET YARDS	378	286
NET YARDS RUSHING	169	69
NET YARDS PASSING	209	217
PASS ATTEMPTS-COMPLETIONS-HAD INTERCEPTED	28-14-1	32-14-1
KICKOFFS Number-In End Zone-Touchbacks	5-3-0	4-1-0
PUNTS Number and Average	6-40.2	6-44.2
Net Punting Average	40.2	44.2
FGs - PATs Had Blocked	0-0	0-0
TOTAL RETURN YARDAGE (Not Including Kickoffs)	93	0
PENALTIES Number and Yards	7-50	5-25
FUMBLES Number and Lost	0-0	2-0
TOUCHDOWNS	2	2
EXTRA POINTS Made-Attempts Kicking Made-Attempts	2-2	2-2
FIELD GOALS Made-Attempts	3-3	1-1
RED ZONE EFFICIENCY	1-3-33%	0-2-0%
GOAL TO GO EFFICIENCY	0-2-0%	0-1-0%
SAFETIES	0	0
TIME OF POSSESSION	35:16	24:44

INDIVIDUAL STATISTICS

RUSHING (Att-Yds): Houston, A. Foster 29-152, K. Martin 1-14, J. Forsett 4-6, D. Posey 1-(-3). New York Jets, S. Greene 8-26, T. Tebow 5-19, B. Powell 4-18, J. McKnight 4-5, M. Sanchez 2-1.

PASSING (C-A-Y-I): Houston, M. Schaub 14-28-209-1. New York Jets, M. Sanchez 14-31-230-2, T. Tebow 0-1-0-0.

RECEIVING (Rec-Yds): Houston, O. Daniels 4-79, J. Casey 4-53, K. Walter 4-46, A. Foster 1-16, A. Johnson 1-15. New York Jets, J. Kerley 5-94, C. Schilens 4-29, J. Cumberland 2-51, E. Gates 1-27, S. Greene 1-19, J. Hill 1-10.

SACKS (Sk-Yds): Houston, J. Watt 1.0-5, B. Reed 1.0-0, B. James 0.5-4, B. McCain 0.5-4. New York Jets, none.

INTERCEPTIONS (Int-Yds): Houston, B. McCain 1-86, K. Jackson 1-4. New York Jets, A. Cromartie 1-0.

TACKLES (S-A-T): Houston, J. Watt 6-3-9, B. James 3-5-8, T. Dobbins 3-5-8, G. Quin 5-1-6, A. Smith 3-3-6, J. Joseph 5-0-5, B. Cushing 3-2-5, C. Barwin 3-2-5, S. Cody 1-2-3, E. Mitchell 1-2-3, B. Reed 2-1-3, D. Manning 2-0-2, B. McCain 2-0-2, T. Jamison 0-2-2. New York Jets, D. Harris 5-4-9, L. Landry 5-3-8, M. Devito 4-4-8, Y. Bell 7-0-7, K. Ellis 4-2-6, C. Pace 3-0-3, B. Thomas 3-0-3, J. Mauga 2-1-3, B. Scott 1-2-3, M. Wilkerson 1-1-2, E. Smith 1-1-2, A. Cromartie 1-0-1, E. Lankster 1-0-1.

MISSED FIELD GOAL: None.

WEEK 5 NOTES VS. NEW YORK JETS

Game 13 • Houston Texans at New England Patriots • Monday, Dec. 10, 2012

5-0

The Texans moved to 5-0 for the first time in franchise history with a 23-17 win against the New York Jets in Week 5. It is the first time any NFL team from Houston is 5-0.

Space City was introduced to professional football in 1960 with the American Football League's Houston Oilers. The Oilers produced one 3-0 start in 37 years, beginning the 1991 campaign with three consecutive wins, before they moved to Tennessee and changed their name to the Titans in 1997.

The Houston Gamblers of the USFL are the only other pro football team from Houston to start a season 5-0, doing so in 1985.

THE WIN

- Improved the Texans' record on the season to 5-0, marking the first 5-0 start by a professional football team in Houston history.
- Gave Houston five consecutive wins for the second time in franchise history and the second time in as many seasons.
- Gave the Texans their first victory over the New York Jets in franchise history, improving Houston's record to 1-5 against the Jets.
- Improved Houston's record on Monday Night Football to 2-3 and improved the team's record in prime time to 4-8.

THE TEXANS OFFENSE

- Won the time of possession battle for the fifth time this season, holding the ball for 35:16.
- Outrushed New York 169-69. The Texans are 4-0 this season and 41-15 under Kubiak when outrushing their opponents.
- Ran the ball 35 times for 169 yards and improved to 37-5 under Kubiak when rushing 30 or more times.
- Scored on their opening possession for the third time this season and scored a touchdown on the opening drive for the second consecutive game.
- Scored first for the third time this season.
- Scored a field goal for the 15th consecutive game, tying a team record, when K Shayne Graham booted a 27-yard field goal to end the first half.
- Have scored 44 points off of 11 takeaways this season.
- Were tied after one quarter for the first time this season. Houston has led after the first quarter in three games and trailed once.
- Led at halftime and after three quarters for the fifth time this season in both instances. Houston has led at intermission and going into the last quarter in every game this season.

THE TEXANS DEFENSE

- Held their opponent to fewer than 20 points for the fourth time this season.
- Limited the Jets offense to 4-of-14 (29 percent) on third down in the game. It marked the third game this season in which the Texans held their opponents below 30 percent on third down.
- Held the Jets offense to fewer than 20 yards on nine of New York's 11 full possessions, not including the one-play drive to end the game.
- Forced multiple turnovers for the third time this season and second consecutive game.
- Helped the Texans win the turnover battle for the fourth time this season. Houston improved to 4-0 this year and 31-7 under Head Coach Gary Kubiak in games with a positive turnover margin.
- Allowed a touchdown in the first quarter for the first time this season when the Jets scored on a 27-yard pass with 4:07 remaining in the period.

HEAD COACH GARY KUBIAK

- Improved his career record to 52-49 overall and 21-30 on the road.

FB JAMES CASEY

- Established a season high with 53 yards on four catches, bettering his previous high of 36 yards set last week vs. Tennessee (9/30).

TE OWEN DANIELS

- Caught a touchdown pass for the third consecutive game, hauling in a 34-yard scoring strike from QB Matt Schaub on Houston's opening drive, tying his career-long streak. He previously caught touchdowns in consecutive games from 9/18/11 – 10/2/11.
- Led the team in receiving yardage for the third time this season, catching four passes for a team-best 79 yards and a touchdown.
- Extended his streak of consecutive games with a reception to 73 with a 14-yard catch on Houston's opening drive.
- Started the 82nd game of his career, moving him past Mario Williams for fourth place on the franchise's all-time game started list.

RB ARIAN FOSTER

- Surpassed 5,000 scrimmage yards with a run of 8 yards in the fourth quarter. He entered the game with 4,835 career yards from scrimmage.
- Became the third-fastest player in NFL history to reach the 5,000-yard plateau, doing so in his 40th career game. Only Edgerrin James (36) and Eric Dickerson (39) did so in fewer games.
- Surpassed 3,500 career rushing yards on a 46-yard gain in the first quarter. Foster entered the game with 3,477 career yards. The 46-yard gain was his longest of the season and the third-longest of his career.
- Scored his sixth rushing touchdown of the season when he found the end zone from 13 yards in the second quarter. Foster tied a franchise record by scoring a touchdown in seven consecutive regular-season games. Domanick Davis scored in seven straight games from 11/21/04 – 1/2/05. Counting the playoffs, Foster has scored in eight straight games.
- Rushed for 100 yards in the first half. That was the most before halftime in his career. Foster rushed for 99 yards in the first half twice, vs. San Diego on 11/7/10 and vs. Jacksonville on 1/2/11. His 100 first-half yards were the third-most in team history in the opening half.
- Recorded his 19th career 100-yard game and his third of the season, finishing the night with 152 yards on 29 carries and one touchdown. It marked his fifth game with more than 150 rushing yards.
- Has surpassed 100 rushing yards in all three road games this season and in four consecutive road games dating back to last season.

CB KAREEM JACKSON

- Established a new single-season high with his third pick of the season late in the fourth quarter. Jackson has intercepted passes in consecutive games for the first time in his career.

ILB BRADIE JAMES

- Teamed with CB Brice McCain to sack Jets QB Mark Sanchez for an 8-yard loss in the fourth quarter.
- Led the team in tackles for the first time this season, finishing with a season-high eight tackles and a half-sack..

WR ANDRE JOHNSON

- Extended his franchise-record streak of consecutive games played with a reception to 87 with a 15-yard catch in the third quarter.

WEEK 5 NOTES VS. NEW YORK JETS

Game 13 • Houston Texans at New England Patriots • Monday, Dec. 10, 2012

P DONNIE JONES

- Punted six times for an average of 40.2 yards per punt and had four of his kicks downed inside the Jets 20-yard line. None of Jones' punts on the night were returned.

CB BRICE MCCAIN

- Intercepted his first pass of the season and the fourth of his career when he picked off Jets QB **Mark Sanchez** in the second quarter. McCain returned the interception 86 yards, which was the third-longest return in franchise history.
- Registered his first career sack when he teamed with ILB **Bradie James** to tackle Jets QB **Mark Sanchez** for an 8-yard loss in the fourth quarter.

WR DEVIER POSEY

- Recorded his first offensive touch when he carried an end-around for a 3-yard loss in the first quarter.

OLB BROOKS REED

- Registered his second full sack of the season when he dropped Jets QB **Mark Sanchez** for an 8-yard loss in the second quarter.
- Forced a fumble for the first time in his career when he stripped Jets QB **Mark Sanchez** in the second quarter.

QB MATT SCHAUB

- Threw his 100th touchdown pass as a Texan when he hit TE **Owen Daniels** for a 34-yard score on Houston's opening drive.
- Improved his record as the Texans' starting quarterback to 37-32 and won his ninth consecutive start.

WR KEVIN WALTER

- Surpassed 4,000 career receiving yards with his first catch of the game, a gain of 9 yards. Walter entered the game with 3,992 career yards.

DE J.J. WATT

- Deflected his sixth pass of the season late in the second quarter, causing an interception by CB **Brice McCain**, and knocked down his second pass of the game and his seventh of the year to prevent a touchdown in the fourth quarter. Of Watt's seven passes defended on the year, three have resulted in Texans interceptions.
- Sacked Jets QB **Mark Sanchez** for a loss of 5 yards in the fourth quarter. The sack gave him 8.5 on the season, which is the most in the NFL through five weeks of the season.
- Extended his streak of consecutive games with a sack to five, which is tied for the second-longest streak in team history. **Mario Williams** had sacks in six consecutive games during the 2007 season (11/18/07 – 12/23/07).

MISCELLANEOUS STATS

- Inactive players for the Texans included G **Brandon Brooks**, CB **Roc Carmichael**, SS **Quintin Demps**, T **Andrew Gardner**, CB **Brandon Harris**, WR **Lestar Jean** and RB **Ben Tate**.
- Captains for the Texans were ILB **Brian Cushing**, WR **Andre Johnson**, QB **Matt Schaub** and DE **Antonio Smith**.
- The Jets won the toss and elected to defer their option to the second half. Houston received the opening kickoff.
- The crowd of 79,088 was the second-largest that the Texans have played in front of on the road. The only larger crowd was 88,240 at Washington on 9/19/10.

WEEK 6 VS. GREEN BAY

Game 13 • Houston Texans at New England Patriots • Monday, Dec. 10, 2012



GAME 6: Green Bay 42, Houston 24

71,702 • Reliant Stadium • Houston, Texas • Oct. 14, 2012



GAME SUMMARY

The Texans had the national spotlight with Sunday Night Football at Reliant Stadium in Week 6. Unfortunately, it turned into a highlight reel for Green Bay Packers QB **Aaron Rodgers**.

Rodgers threw six touchdown passes, as many as Houston had allowed all season in its first five games. The Packers (3-3) won 42-24, handing the Texans (5-1) their first loss in lopsided fashion in front of an announced crowd of 71,702 at Reliant Stadium, the largest regular-season crowd in team history.

Rodgers, the reigning NFL MVP, went 24-of-37 for 338 yards, six touchdowns and no interceptions with a 133.8 passer rating. He threw two touchdowns in the first quarter, one in the second, one in the third and two in the fourth. Three of them were caught by WR **Jordy Nelson**, who had a game-high 121 receiving yards on nine catches.

The Texans allowed 40 points in a game for the first time since Week 3 of last season at New Orleans. It was the most points they have allowed since a 43-24 loss to the Indianapolis Colts in Week 2 of the 2006 season. They allowed season-highs in yards (426) and passing yards (328) to Green Bay.

Texans QB **Matt Schaub** threw two interceptions and was sacked three times, matching his season totals in both categories. He lost for the first time in his last 10 starts dating back to last season.

The Texans' struggles in the running game continued. RB **Arian Foster** scored two rushing touchdowns but had only 29 rushing yards on 17 carries (1.7 average).

The Texans trailed 14-0 after the first quarter, 21-10 at halftime and 28-17 after the third quarter. It was the first time they trailed after any of the first three quarters all season.

Twice, the Texans committed special teams penalties that extended Packers drives and led to touchdowns. Rookie WR **DeVier Posey** lined up offside on a punt in the first quarter, giving the Packers a first down. On the next play, Rodgers threw a 41-yard touchdown pass to Nelson past CB **Johnathan Joseph** to make the score 7-0.

On the first series of the third quarter, OLB **Connor Barwin** was penalized for unsportsmanlike conduct for leaping as he tried to block a 39-yard field goal by **Mason Crosby**. That gave the Packers a first down at the Texans' 11-yard line. Then, after an 11-yard pass on third-and-14, FS **Danieal Manning** was flagged for unnecessary roughness to set up the Packers in first-and-goal. Rodgers threw a 1-yard touchdown pass to Nelson two plays later, making the score 28-10.

The Packers led 14-0 after a diving 6-yard touchdown catch by **James Jones** in the final minute of the first quarter. Foster scored on a 1-yard run in the second quarter to cap a nine-play, 80-yard scoring drive.

It was 21-7 after Nelson caught a 21-yard touchdown past CB **Alan Ball** midway through the second quarter. Texans K **Shayne Graham** made a 51-yard field goal with 2:15 left in the first half.

Foster scored on another 1-yard touchdown run in the third quarter to make the score 28-17. Packers WR **Randall Cobb** returned the ensuing kickoff 46 yards, and Green Bay scored three plays later on a 48-yard touchdown catch by TE **Tom Crabtree**, who was wide open after Rodgers rolled out to his right.

Schaub was picked off at the Houston 27-yard line two plays later. Jones made a juggling, one-handed 18-yard touchdown catch past CB **Kareem Jackson** with 12:22 remaining.

The Texans scored with 5:35 left to play on a blocked punt by OLB **Bryan Braman** that Posey recovered in the end zone. The Packers and Texans put in their backup quarterbacks after that for the game's final five minutes.

SCORING

SCORE BY PERIODS	1	2	3	4	OT	Total
Green Bay Packers	14	7	7	14	-	42
Houston Texans	0	10	7	7	-	24

SCORING DRIVES

Team	Qtr	Time	Play Description (Extra Point) (Drive info)	GB	HOU
Packers	1	11:34	J.Nelson 41 yd. pass from A.Rodgers (M.Crosby kick) (7-67, 2:04)	7	0
Packers	1	0:24	Ja.Jones 6 yd. pass from A.Rodgers (M.Crosby kick) (6-56, 2:22)	14	0
Texans	2	10:13	A.Foster 1 yd. run (S.Graham kick) (9-80, 5:11)	14	7
Packers	2	6:45	J.Nelson 21 yd. pass from A.Rodgers (M.Crosby kick) (7-78, 3:28)	21	7
Texans	2	2:15	S.Graham 51 yd. Field Goal (8-47, 4:30)	21	10
Packers	3	8:16	J.Nelson 1 yd. pass from A.Rodgers (M.Crosby kick) (16-80, 6:44)	28	10
Texans	3	0:17	A.Foster 1 yd. run (S.Graham kick) (9-65, 3:48)	28	17
Packers	4	14:46	T.Crabtree 48 yd. pass from A.Rodgers (M.Crosby kick) (3-57, 0:31)	35	17
Packers	4	12:16	Ja.Jones 18 yd. pass from A.Rodgers (M.Crosby kick) (4-27, 2:18)	42	17
Texans	4	5:30	D. Posey blocked punt recovery in end zone (S. Graham kick)	42	24

TEAM STATISTICS

	PACKERS	TEXANS
TOTAL FIRST DOWNS	25	23
THIRD DOWN EFFICIENCY	5-14-36%	5-12-42%
FOURTH DOWN EFFICIENCY	0-1-0%	2-2-100%
TOTAL NET YARDS	427	321
NET YARDS RUSHING	70	69
NET YARDS PASSING	338	255
PASS ATTEMPTS-COMPLETIONS-HAD INTERCEPTED	37-14-0	38-22-3
KICKOFFS Number-In End Zone-Touchbacks	7-7-4	5-3-1
PUNTS Number and Average	5-34.2	4-51.5
Net Punting Average	30.4	45.8
FGs - PATs Had Blocked	0-0	0-0
TOTAL RETURN YARDAGE (Not Including Kickoffs)	60	19
PENALTIES Number and Yards	4-51	7-69
FUMBLES Number and Lost	0-0	1-0
TOUCHDOWNS	6	3
EXTRA POINTS Made-Attempts Kicking Made-Attempts	6-6	3-3
FIELD GOALS Made-Attempts	0-0	1-1
RED ZONE EFFICIENCY	3-3-100%	2-2-100%
GOAL TO GO EFFICIENCY	2-2-100%	2-2-100%
SAFETIES	0	0
TIME OF POSSESSION	27:59	32:01

INDIVIDUAL STATISTICS

RUSHING (Att-Yds): Green Bay, A. Green 22-65, A. Rodgers 2-17, J. Starks 5-11, J. Kuhn 2-6. Houston, J. Forsett 7-47, A. Foster 17-29, B. Tate 3-14, M. Schaub 1-0.

PASSING (C-A-Y-I): Green Bay, A. Rodgers 24-37-338-0, M. Schaub 20-33-232-2, T. Yates 2-5-23-1.

RECEIVING (Rec-Yds): Green Bay J. Nelson 9-1221, R. Cobb 7-102, Ja. Jones 3-33, T. Crabtree 2-62, J. Finley 2-12, A. Green 1-8. Houston, A. Johnson 8-75, O. Daniels 3-46, G. Graham 3-25, K. Walter 2-28, J. Casey 2-27, K. Martin 2-24, J. Forsett 1-18, A. Foster 1-12.

SACKS (Sk-Yds): Green Bay, A. Hawk 1-0-12, J. Worthy 1-0-10, C. Wilson 1-0-2. Houston, J. Watt 2-0-10.

INTERCEPTIONS (Int-Yds): Green Bay, C. Hayward 2-37, S. Shields 1-0. Houston, none.

TACKLES (S-A-T): Green Bay, A. Hawk 6-4-10, T. Williams 7-1-8, M. Jennings 6-1-7, M. Burnett 3-3-6, C. Matthews 4-0-4, S. Shields 4-0-4, J. Worthy 3-0-3, D. Smith 3-0-3, C. Wilson 2-0-2, M. Neal 2-0-2, B. Jones 2-0-2, M. Daniels 2-0-2, J. McMillian 2-0-2, D. Moses 1-1-2, C. Woodson 1-0-1, R. Pickett 1-0-1. Houston, B. James 4-7-11, G. Quin 8-0-8, E. Mitchell 4-3-7, J. Watt 6-1-7, J. Crick 2-4-6, J. Joseph 5-1-6, C. Barwin 2-3-5, D. Manning 4-1-5, B. Reed 3-2-5, T. Nolan 4-0-4, A. Smith 3-1-4, T. Dobbins 1-2-3, B. Braman 1-1-2, S. Cody 1-1-2, K. Jackson 2-0-2, S. Keo 0-2-2, B. McCain 2-0-2, J. Nading 1-1-2, W. Mercilus 1-0-1.

MISSED FIELD GOAL: None.

WEEK 6 NOTES VS. GREEN BAY

Game 13 • Houston Texans at New England Patriots • Monday, Dec. 10, 2012

THE LOSS

- Ended Houston's five-game winning streak and dropped the Texans to 5-1 on the season.
- Dropped the Texans' record against Green Bay to 1-2 all-time.
- Dropped the Texans' record in prime time to 4-9 overall, 3-6 under Head Coach Gary Kubiak and 1-1 this season.

THE TEXANS OFFENSE

- Made a field goal for the 16th consecutive game, setting a franchise record. Houston previously had field goals in 15 consecutive games from 11/1/10 – 10/9/11.
- Won the time of possession battle for the sixth time this season.
- Trailed after the first quarter, at halftime and after three quarters for the first time this season in each instance.

THE TEXANS DEFENSE

- Blocked a punt for the first time since 1/1/06 at San Francisco and scored a touchdown on the play. The touchdown was the first off of a blocked punt since 12/22/02 at Washington.
- Allowed their opponent to score on its opening drive for the first time this season when Green Bay scored on a 41-yard touchdown pass.

OLB BRYAN BRAMAN

- Blocked a punt in the fourth quarter. It was the first punt block in his career and the first since 1/1/06 when Ramon Walker blocked a punt at San Francisco. It was the fifth blocked punt in Texans history.

FB JAMES CASEY

- Caught two passes for 27 yards, raising his season reception total to 18 and matching his total from last season.

TE OWEN DANIELS

- Surpassed 4,000 career receiving yards on a 27-yard catch in the third quarter, his third of the game. He entered the game needing 40 yards to reach the milestone.
- Extended his streak of consecutive games with a reception to 74 with a 4-yard catch in the first quarter.

RB ARIAN FOSTER

- Scored his 40th career touchdown when he reached the end zone from a yard out in the second quarter. Foster has scored 35 career rushing touchdowns and has five receiving scores.
- Extended his streak of consecutive games with a touchdown to a franchise-record eight games when he scored from a yard out early in the second quarter. RB Domanick Williams previously held the mark with touchdowns in seven straight games from 11/21/04 – 1/2/05.
- Scored his second touchdown of the game, a 1-yard run in the third quarter. It was his second multi-touchdown game of the season and his first since the season opener vs. Miami (9/9).

TE GARRETT GRAHAM

- Caught a career-high three passes for 25 yards, topping his previous high of two receptions set in Week 3 at Denver (9/23).

K SHAYNE GRAHAM

- Made the 10th field goal of his career of 50 yards or longer, and his first as a Texan, when he connected from 51 yards in the second quarter. It was Graham's first field goal of 50+ yards since 2009.

WR ANDRE JOHNSON

- Surpassed 10,000 career receiving yards on his seventh catch of the game, a gain of 15 yards. Johnson entered the game with 9,939 career yards. Johnson became the sixth-fastest player to reach the

10,000-yard mark, doing so in his 128th game, and the 38th player in NFL history to top the milestone.

- Surpassed 10,000 career yards from scrimmage with his first catch of the game, a 12-yard gain. He entered the game with 9,993 career scrimmage yards (9,939 receiving, 54 rushing).
- Extended his franchise-record streak of consecutive games with a reception to 88 with a 12-yard catch in the first quarter.
- Played in his 128th career game, tying K Kris Brown (2002-09) for the most games played as a Houston Texan.

WR KESHAWN MARTIN

- Made his debut as a returner and returned three kickoffs for 65 yards (21.7 average) and one punt for 19 yards.
- Established a new season high for receiving yards with 24 on two catches, both of which came in the third quarter.

WR DEVIER POSEY

- Recovered a blocked punt in the end zone for a touchdown. It was his first career touchdown and was the first touchdown following a blocked punt for the Texans since 12/22/02 when Jimmy McClain blocked a punt at Washington and Kevin Williams recovered it in the end zone.

FS GLOVER QUIN

- Tied a season-high with eight tackles, seven of which were solo stops. He also led the team with two passes defended.

QB MATT SCHAUB

- Saw his streak of nine consecutive wins come to an end with the loss. Schaub's last loss as the starting quarterback came on 10/16/11 at Baltimore.
- Finished the night with a season-low passer rating of 56.6, completing 20-of-33 passes for 232 yards with no touchdowns and two interceptions.

WR KEVIN WALTER

- Caught his 300th pass as a Texan when he hauled in a 12-yard throw in the third quarter. Walter entered the game with 298 receptions with the team.

DE J.J. WATT

- Extended his streak of consecutive games with a sack to six, matching the longest streak in team history. Mario Williams had sacks in six straight games from 11/18/07 – 12/23/07.
- Registered his fourth multiple-sack game of the season, with 2.0 sacks for 10 yards in losses. Watt now has 9.5 sacks on the season to lead the NFL.

QB T.J. YATES

- Made his second appearance of the season and threw his first passes of the year. Yates finished the game 2-of-5 for 23 yards with no touchdowns and 1 interception for a passer rating of 15.0.

MISCELLANEOUS STATS

- Total paid attendance was 71,702, marking the largest crowd for a Texans regular-season game in team history. The previous mark was 71,585 set last season vs. Pittsburgh (10/2/11).
- Inactive players for the Texans included G Brandon Brooks, CB Roc Carmichael, SS Quintin Demps, G Andrew Gardner, CB Brandon Harris, ILB Barrett Ruud and G Cody White.
- Captains for the Texans were ILB Tim Dobbins, WR Andre Johnson, QB Matt Schaub and DE Antonio Smith.
- The Texans won the toss and elected to receive.

WEEK 7 VS. BALTIMORE

Game 13 • Houston Texans at New England Patriots • Monday, Dec. 10, 2012



GAME 7: Houston 43, Baltimore 13

71,708 • Reliant Stadium • Houston, Texas • Oct. 21, 2012



GAME SUMMARY

Houston and Baltimore were tied atop the conference at 5-1 heading into the game, but a banner day by the Texans' defense sparked a 43-13 blowout victory at Reliant Stadium. The Texans set a franchise record for points in a game and had their second-biggest margin of victory ever.

Defensive Coordinator **Wade Phillips'** defense scored a touchdown and a safety and had four sacks, two interceptions and 11 passes defended, including five by defensive linemen and linebackers. The Texans allowed 176 yards to a Ravens offense that was averaging 385 a game.

The Texans gained 420 yards themselves and had the ball for 38:16, including 20:53 in a 29-3 first half. They did not turn the ball over for the fourth time this season.

The Texans fell behind 3-0 early on a 51-yard field goal by Ravens K **Justin Tucker**. They got off to a sluggish start offensively with only one first down and 25 yards on their first three series.

OLB **Connor Barwin** got Houston on the scoreboard by sacking Joe Flacco for a safety with 4:49 remaining in the first quarter. It was Barwin's first sack of the season and came one play after rookie OLB **Whitney Mercilus** dropped Flacco for the first sack of his career.

Barwin's big play ignited a 29-0 Texans run to close out the first half. WR **Kevin Walter** caught a 25-yard touchdown pass from QB **Matt Schaub** on the ensuing series to make it 9-3 at the end of the first quarter. CB **Johnathan Joseph** returned an interception 52 yards for a touchdown on the first play of the second quarter on a pass tipped by DE **J.J. Watt**.

With the score 16-3, Texans TE **Garrett Graham** made a sensational one-handed catch for a 20-yard gain, leaping in the air to tip the ball to himself with his right hand. Had Graham not made the play, Ravens S **Ed Reed** looked primed for an interception that could have drastically changed the course of the game.

Instead, Graham's catch led to a one-yard touchdown reception by TE **Owen Daniels** with 5:58 left in the second quarter. **Shayne Graham** made field goals of 33 and 29 yards to put the Texans ahead 29-3 at halftime.

Flacco's passer rating at halftime was 4.2. The Ravens had just 84 yards and four first downs in the half. After their first drive, they went three-and-out on four of their next six possessions. The other two ended in Barwin's safety and Joseph's interception. Flacco also was picked off by SS **Glover Quin**, who made a one-handed catch on a pass tipped by Mercilus in the second quarter.

Texans RB **Arian Foster** had two rushing touchdowns in the second half. The Ravens scored their only touchdown on a 15-yard touchdown catch by WR **Tandon Doss** early in the third quarter but never got closer than 19 points.

DE **Antonio Smith** had sacks on back-to-back plays in the fourth quarter, pushing the Ravens back from the 19-yard line to the 36. They settled for a 54-yard field goal.

OLB **Bryan Braman** recovered a surprise onside kick, and the Texans drove 44 yards on six plays – all handoffs to Foster and **Ben Tate** – for Foster's second touchdown, the final score of the game.

SCORING

SCORE BY PERIODS	1	2	3	4	OT	Total
Baltimore Ravens	3	0	7	3	-	13
Houston Texans	9	20	7	7	-	43

SCORING DRIVES

Team	Qtr	Time	Play Description (Extra Point) (Drive info)	BAL	HOU
Ravens	1	10:57	J. Tucker 51 yd. Field Goal (8-45, 2:41)	3	0
Texans	1	4:49	J. Flacco sacked in end zone by C. Barwin for a Safety	3	2
Texans	1	0:30	K. Walter 25 yd. pass from M. Schaub (S. Graham kick) (8-67, 4:19)	3	9
Texans	2	14:51	J. Joseph 52 yd. interception return (S. Graham kick)	3	16
Texans	2	5:58	O. Daniels 1 yd. pass from M. Schaub (S. Graham kick) (6-58, 3:14)	3	23
Texans	2	1:57	S. Graham 33 yd. Field Goal (8-40, 3:28)	3	26
Texans	2	0:03	S. Graham 29 yd. Field Goal (12-58, 1:03)	3	29
Ravens	3	10:36	T. Doss 15 yd. pass from J. Flacco (J. Tucker kick) (5-47, 1:20)	10	29
Texans	3	2:56	A. Foster 1 yd. run (S. Graham kick) (12-80, 7:40)	10	36
Ravens	4	12:23	J. Tucker 54 yd. Field Goal (14-39, 5:33)	13	36
Texans	4	8:48	A. Foster 2 yd. run (S. Graham kick) (6-44, 3:35)	13	43

TEAM STATISTICS

	RAVENS	TEXANS
TOTAL FIRST DOWNS	12	27
THIRD DOWN EFFICIENCY	4-15-27%	8-15-53%
FOURTH DOWN EFFICIENCY	0-1-0%	0-0-100%
TOTAL NET YARDS	176	420
NET YARDS RUSHING	55	181
NET YARDS PASSING	121	239
PASS ATTEMPTS-COMPLETIONS-HAD INTERCEPTED	43-21-2	37-23-0
KICKOFFS Number-In End Zone-Touchbacks	5-3-3	8-6-1
PUNTS Number and Average	5-50.6	5-48.0
Net Punting Average	48.8	47.8
FGs - PATs Had Blocked	0-0	0-0
TOTAL RETURN YARDAGE (Not Including Kickoffs)	1	61
PENALTIES Number and Yards	5-56	5-60
FUMBLES Number and Lost	1-0	1-0
TOUCHDOWNS	1	5
EXTRA POINTS Made-Attempts Kicking Made-Attempts	1-1	5-5
FIELD GOALS Made-Attempts	2-2	2-2
RED ZONE EFFICIENCY	1-2-50%	3-5-60%
GOAL TO GO EFFICIENCY	0-0-0%	3-3-100%
SAFETIES	0	1
TIME OF POSSESSION	21:44	38:16

INDIVIDUAL STATISTICS

RUSHING (Att-Yds): Baltimore, R. Rice 9-42, J. Flacco 2-7, V. Leach 1-6. Houston, A. Foster 19-98, B. Tate 10-47, J. Forsett 6-32, J. Casey 1-6, M. Schaub 1-(-2).

PASSING (C-A-Y-I): Baltimore, J. Flacco 21-43-147-1. Houston, M. Schaub 23-37-256-0.

RECEIVING (Rec-Yds): Baltimore, D. Pitta 5-33, R. Rice 5-12, T. Smith 4-41, A. Boldin 3-24, J. Jones 2-17, T. Doss 1-15, E. Dickson 1-5. Houston, A. Johnson 9-86, O. Daniels 7-59, K. Walter 4-74, G. Graham 2-32, A. Foster 1-5.

SACKS (Sk-Yds): Baltimore, C. Williams 1.0-9, T. Suggs 1.0-8. Houston, A. Smith 2.0-17, C. Barwin 1.0-7, W. Mercilus 1.0-2.

INTERCEPTIONS (Int-Yds): Baltimore, none. Houston, J. Joseph 1-52, G. Quin 1-0.

TACKLES (S-A-T): Baltimore, D. Ellerbe 9-3-12, C. Williams 8-0-8, B. Pollard 7-1-8, E. Reed 5-1-6, A. Jones 1-5-6, J. Smith 4-0-4, T. Suggs 3-1-4, J. McClain 3-1-4, C. Upshaw 2-2-4, P. Kurger 2-0-2, T. Cody 1-1-2, D. Tyson 1-1-2, H. Ngata 0-2-2, A. McClellan 0-1-1, B. Hall 0-1-1. Houston, G. Quin 6-0-6, J. Joseph 4-1-5, A. Smith 4-1-5, C. Barwin 4-0-4, E. Mitchell 1-3-4, B. Reed 3-1-4, J. Watt 2-2-4, S. Cody 1-2-3, T. Dobbins 2-1-3, K. Jackson 2-1-3, B. James 2-1-3, J. Crick 2-0-2, D. Manning 2-0-2, B. McCain 2-0-2, B. Braman 1-0-1, W. Mercilus 1-0-1, T. Nolan 0-1-1.

MISSED FIELD GOAL: None.

WEEK 7 NOTES VS. BALTIMORE

Game 13 • Houston Texans at New England Patriots • Monday, Dec. 10, 2012

THE WIN

- Improved Houston's record to 6-1 on the season, the best mark through seven games in team history.
- Improved Houston's record to 3-1 at Reliant Stadium this season and 42-42 at home all-time.
- Was Houston's first victory over Baltimore, improving the team's all-time record against the Ravens to 1-6.
- Improved Houston's record in Battle Red jerseys to 9-5 overall and 6-3 under head coach Gary Kubiak.

HEAD COACH GARY KUBIAK

- Improved his record to 53-50 overall and 32-20 at Reliant Stadium.

THE TEXANS OFFENSE

- Set a franchise record by scoring 43 points in the game. The previous mark was 42 points against Jacksonville in the 2007 season finale (12/30/07).
- Had the second-largest margin of victory in team history. Houston defeated Tennessee by 34 points (41-7) in Week 7 of 2011 (10/23/11).
- Controlled the time of possession, holding the ball for 38:16. That is Houston's second-highest time of possession this season, trailing the 43:17 the team posted in Week 2 at Jacksonville (9/16). Houston has won the time of possession battle in all seven games this season and improved to 44-19 under head coach Gary Kubiak in such games.
- Outrushed the Ravens 181-55. The Texans are 5-0 this season and 42-15 under Kubiak when outrushing their opponents.
- Rushed for 181 yards on 37 attempts and improved to 38-5 under Kubiak when rushing 30 or more times.
- Gained 27 first downs in the game, which is the second-most this season and tied for the third-most in team history. Houston picked up 28 first downs in Week 2 at Jacksonville (9/16).
- Led after the first quarter for the fourth time this season, and led at halftime and after three quarters for the sixth time this season.
- Scored the second-most points in the first half in team history with 29. The team record is 34 points in the first half vs. Indianapolis on 9/11/11.
- Extended the franchise-record streak of consecutive games with a field goal to 17 when K Shayne Graham hit a 33-yard attempt in the second quarter.
- Scored 10 points off of two takeaways. On the season, Houston has scored 54 points off of 13 takeaways.
- Scored 20 points in the second quarter, which was the third-most in the period in team history and most since the team tied the club record with 24 points in the second quarter vs. Miami on 9/9.
- Did not commit a turnover for the fourth time this season. Houston also went turnover-free in Week 1 vs. Miami (9/9), Week 2 at Jacksonville (9/16) and in Week 4 vs. Tennessee (9/30).

THE TEXANS DEFENSE

- Recorded a safety for the first time since 12/6/09 at Jacksonville, when OLB Connor Barwin sacked Baltimore QB Joe Flacco in the end zone in the first quarter. It was the sixth safety in team history.
- Scored a defensive touchdown for the third time this season, which for the second-most in team history. Houston also scored three defensive touchdowns in 2002 and 2009, and had five scores on defense in 2004.
- Held Baltimore to 13 points. It marks the fourth time this season and 13th time in 23 games under defensive coordinator Wade Phillips that the Texans held their opponent to 14 or fewer points.

- Limited Baltimore's offense to 176 net yards of offense. It was the second game this season and the fifth under Phillips in which the Texans defense held an opponent to fewer than 200 yards, which is the most in the NFL over that time period.
- Forced two turnovers in the game to raise the season total to 13 takeaways. The Texans offense did not turn the ball over, giving Houston a plus-two advantage. Houston has had a positive turnover margin in five games this season and is 5-0 in those instances, and improved to 32-7 under Kubiak when winning the turnover margin.
- Forced six three-and-outs by the Baltimore offense, including one drive that ended in a safety on third down. The Texans have forced a League-best 26 three-and-out possessions through the first seven weeks of the season.
- Recorded 11 passes defended in the game, including five by defensive linemen or linebackers. It was the second game this season in which Houston's defense registered double-digit passes defended. The defense had 12 in Week 3 at Denver (9/23).

OLB CONNOR BARWIN

- Registered his first sack of the season and his first career caused safety when he tackled Baltimore QB Joe Flacco in the end zone in the first quarter.
- Finished the game with four solo tackles, one shy of his season best, three tackles for loss and four quarterback hits. He also had one pass defended.

OLB BRYAN BRAMAN

- Fielded an onside kick attempt in the fourth quarter. While it doesn't count as a kickoff return, it was Braman's first career onside kick recovery.

FB JAMES CASEY

- Recorded his first rushing attempt of the season and the second of his career on a 6-yard gain on third-and-1 in the first quarter.

TE OWEN DANIELS

- Extended his streak of consecutive games with a reception to 75 with a 1-yard catch in the first quarter.
- Caught his fourth touchdown pass of the season and the 24th of his career when he hauled in a 1-yard scoring pass from QB Matt Schaub in the second quarter. Four touchdowns are the third-most in his career, behind a pair of five-touchdown seasons (2006 and 2009).
- Set a season single-game high before halftime with seven catches, topping his previous high of six catches, which he did twice, at Jacksonville (9/16) and vs. Tennessee (9/30).

RB ARIAN FOSTER

- Extended his team-record streak of consecutive games with a touchdown to nine with a 1-yard scoring run in the third quarter. The touchdown was his eighth rushing touchdown of the season and his ninth touchdown overall this year.
- Scored his second touchdown of the game on a 2-yard run in the fourth quarter. It gave Foster his 10th career multi-touchdown performance and his second in as many weeks.
- Took over the League lead in rushing yards with 659 through seven weeks. He leads Washington RB Alfred Morris (658) by one yard, while Seattle RB Marshawn Lynch and Minnesota RB Adrian Peterson both have 652 yards.

WEEK 7 NOTES VS. BALTIMORE

Game 13 • Houston Texans at New England Patriots • Monday, Dec. 10, 2012

K SHAYNE GRAHAM

- Made his 12th straight field goal attempt when he hit a 33-yarder in the second quarter. His streak is tied for the third-longest in team history. He hit his 13th consecutive attempt when he made a 29-yard kick late in the second quarter.

WR ANDRE JOHNSON

- Set a season high with his ninth catch of the game, a 7-yard gain in the third quarter. Johnson caught eight passes for 119 yards in the season opener vs. Miami (9/9).
- Passed Hall of Fame TE Shannon Sharpe for (10,060 yards) on his sixth catch of the game, a gain of 13 yards in the second quarter. Johnson finished the game with 86 yards on nine receptions, giving him 10,100 career receiving yards, which ranks 36th in NFL history.
- Started the 129th game of his career, which moves him past K Kris Brown into first place on the franchise's all-time games played list.
- Extended his franchise-record streak of consecutive games with a reception to 89 with a 5-yard catch in the first quarter.

G BEN JONES

- Became the first rookie to start for the Texans this season and made his first career start when he opened the game at right guard.

P DONNIE JONES

- Booted a 62-yard punt in the first quarter, which was tied for the third-longest punt in team history. It was the fourth 62-yarder in team history, with the last coming on 9/20/09 by Matt Turk at Tennessee.

CB JOHNATHAN JOSEPH

- Intercepted his second pass of the season and the 20th of his career when he picked off Baltimore QB Joe Flacco on the first play of the second quarter.
- Returned the interception 52 yards for a touchdown, his first as a Texan and the fourth score of his career. The 52-yard return was the longest of his career.

OLB WHITNEY MERCILUS

- Registered his first career sack when he dropped Baltimore QB Joe Flacco for a loss of 2 yards in the first quarter. Mercilus also recorded his first career forced fumble on the play.

C CHRIS MYERS

- Started his 71st consecutive game with the Texans, moving him past LB DeMeco Ryans for fourth on the franchise's all-time consecutive starts list.

FS GLOVER QUIN

- Intercepted his first pass of the season and the fourth of his career when he picked off a deflected pass in the second quarter. Quin had all three previous interceptions on 11/28/10 vs. Tennessee.
- Led the team with six tackles, including five solos, and recorded a season-high three passes defended.

QB MATT SCHAUB

- Threw his ninth touchdown of the season when he hit WR Kevin Walter for a 25-yard scoring strike in the first quarter.
- Threw his second touchdown pass of the game and his 10th of the year when he hit TE Owen Daniels from a yard out in the second

quarter. It was Schaub's third multi-touchdown game this season and his first since 9/30 vs. Tennessee.

- Completed 12 consecutive passes in the first and second quarters. It was the fourth-longest streak in team history and the second-longest streak in his career, trailing one of 16 straight completions over two games in 2007 (9/23/07-9/30/07).
- Completed 23-of-37 passes (62.2 percent) for 256 yards with two touchdowns and no interceptions, giving him a passer rating of 100.7. It was his fourth game of the season with a rating of better than 100.
- Improved his record as the Texans' starting quarterback to 38-33 overall and 23-12 at Reliant Stadium.

DE ANTONIO SMITH

- Registered his third and fourth sacks of the season when he dropped Baltimore QB Joe Flacco for losses of 8 and 9 yards on consecutive plays in the fourth quarter. The two sacks tied his career single-game high set vs. Tennessee on 1/1/12.
- Celebrated his 31st birthday.

WR KEVIN WALTER

- Caught his 25th career touchdown, his second score of the season, on a 25-yard throw from QB Matt Schaub in the first quarter.
- Tied his season high with his fourth catch of the game, a gain of 34 yards in the third quarter. Walter also had four catches on 10/8 at the New York Jets. The catch also gave him a single-game high in yardage with 74, topping his previous high of 73 yards at Denver (3 catches) on 9/23.

DE J.J. WATT

- Recorded his ninth and 10th passes defended of the season.
- Caused an interception for the fourth time this season when CB Johnathan Joseph picked off a second-quarter pass he tipped and returned it 52 yards for a touchdown.
- Became the first defensive lineman in NFL history with 10 passes defended through seven games in a season.
- Saw his streak of consecutive games with a sack come to an end at six. Watt finished the game with two solo tackles, one quarterback hit, and two passes defended.

MISCELLANEOUS STATS

- Total paid attendance was 71,708, which was the largest crowd in Texans history for a regular-season game. The previous record was 71,702 set last Sunday vs. Green Bay (10/14).
- Inactive players for the Texans included G Brandon Brooks, CB Roc Carmichael, SS Quintin Demps, T Andrew Gardner, DE David Hunter, ILB Barrett Ruud and G Cody White.
- Captains for the Texans were ILB Tim Dobbins, WR Andre Johnson, QB Matt Schaub and DE Antonio Smith.
- The Texans won the toss and elected to receive.

WEEK 9 VS. BUFFALO

Game 13 • Houston Texans at New England Patriots • Monday, Dec. 10, 2012



GAME 8: Houston 21, Buffalo 9

71,698 • Reliant Stadium • Houston, Texas • Nov. 4, 2012



GAME SUMMARY

A turnover-free offense and swarming defense helped the Texans overcome seven penalties and a blocked field goal to beat the Buffalo Bills 21-9 at Reliant Stadium. Houston moved to 7-1, the best start in franchise history, and remained atop the AFC standings.

The Texans never trailed the Bills (3-5), but the game was close throughout. Houston led 7-0 after the first quarter, 7-6 at halftime and 14-9 after three quarters.

Texans RB **Arian Foster** notched his 20th career 100-yard game, rushing for 111 yards and a touchdown on 24 carries. WR **Andre Johnson** had his 40th career 100-yard game, with 118 yards on eight catches. TEs **Owen Daniels** and **Garrett Graham** both caught touchdown passes from QB **Matt Schaub**, who went 19-of-27 for 268 yards and two touchdowns (126.8 rating).

The Texans' defense did not allow a touchdown for the second time this season. DE **J.J. Watt** and OLBs **Connor Barwin** and **Whitney Mercilus** all sacked Bills QB **Ryan Fitzpatrick**, who was sacked only eight times all season coming into the game. Watt also had five quarterback hits, while Barwin had four. The Texans forced the Bills into three-and-outs on four of 11 possessions.

The Bills came into the game ranking third in the league with 150 rushing yards per game. The Texans limited them to 78 rushing yards, including 39 for C.J. Spiller and 21 for Fred Jackson. The Bills got into the red zone three times but came away with field goal attempts on each one.

The Texans got on the scoreboard with a 39-yard touchdown pass from Schaub to Daniels in the final minute of the first quarter. Daniels was wide open on the right side, and Schaub hit him in stride deep down the field for the score.

K Rian Lindell missed a 37-yard field goal attempt wide right on the Bills' first possession. Texans K Shayne Graham had a 46-yard attempt blocked by Bills DT Alex Carrington midway through the second quarter. Former Texan Mario Williams sacked Schaub to set the Texans up for the field goal attempt.

The Bills made two short field goals in the final two minutes of the first half. The second came after Watt sacked Fitzpatrick for a 6-yard loss to force the second field goal just before halftime, making it 7-6 at the break.

The Texans' defense forced a three-and-out to start the third quarter. Rookie WR **Keshawn Martin** had a 26-yard punt return, his longest of the season. Three plays later, Schaub hit Johnson for a 34-yard pass down the right sideline. Foster scored two plays later on a 3-yard touchdown run, his 10th of the season.

The Bills drove 56 yards in eight plays on the ensuing possession, ending up with a 39-yard field goal. The score was 14-9 until Schaub threw a five-yard touchdown pass to TE **Garrett Graham** on third and goal four minutes into the fourth quarter. That capped an 11-play, 68-yard drive.

The Texans then forced another three-and-out. Schaub led them on an 11-play, 60-yard drive that used up 5:48 of game clock. The drive ended in a turnover on downs after Kubiak decided to go for it on fourth-and-six from the Buffalo 30-yard line. Schaub went deep for Johnson to the end zone, but the pass was incomplete.

Buffalo got the ball back with 4:31 remaining and drove into Texans territory, but their progress was thwarted by Mercilus, who forced a fumble after Fitzpatrick scrambled for four yards. FS **Quintin Demps** recovered at the Texans' 32-yard line with 3:12 remaining.

The Bills got the ball one last time with 1:06 remaining. Four plays later, the game ended with Fitzpatrick getting sacked by Mercilus near mid-field.

SCORING

SCORE BY PERIODS	1	2	3	4	OT	Total
Buffalo Bills	0	6	3	0	-	9
Houston Texans	7	0	7	7	-	21

SCORING DRIVES

Team	Qtr	Time	Play Description (Extra Point) (Drive info)	BUF	HOU
Texans	1	0:36	O.Daniels 39 yd. pass from M.Schaub (S.Graham kick) (4-77, 2:00)	0	7
Bills	2	1:42	R.Lindell 22 yd. Field Goal (10-60, 4:40)	3	7
Bills	2	0:05	R.Lindell 38 yd. Field Goal (6-47, 0:47)	6	7
Texans	3	12:11	A.Foster 3 yd. run (S.Graham kick) (5-43, 2:16)	6	14
Bills	3	7:41	R.Lindell 39 yd. Field Goal (8-56, 4:30)	9	14
Texans	4	11:25	G.Graham 5 yd. pass from M.Schaub (S.Graham kick) (11-68, 6:30)	9	21

TEAM STATISTICS

	BILLS	TEXANS
TOTAL FIRST DOWNS	17	21
THIRD DOWN EFFICIENCY	2-11-18%	4-11-36%
FOURTH DOWN EFFICIENCY	1-1-100%	0-1-0%
TOTAL NET YARDS	304	374
NET YARDS RUSHING	74	118
NET YARDS PASSING	230	256
PASS ATTEMPTS-COMPLETIONS-HAD INTERCEPTED	38-25-0	27-19-0
KICKOFFS Number-In End Zone-Touchbacks	4-2-0	4-0-0
PUNTS Number and Average	5-49.4	5-49.4
Net Punting Average	42.6	42.0
FGs - PATs Had Blocked	0-0	1-0
TOTAL RETURN YARDAGE (Not Including Kickoffs)	37	34
PENALTIES Number and Yards	3-15	7-42
FUMBLES Number and Lost	1-1	0-0
TOUCHDOWNS	0	3
EXTRA POINTS Made-Attempts Kicking Made-Attempts	0-0	3-3
FIELD GOALS Made-Attempts	3-4	0-1
RED ZONE EFFICIENCY	0-3-0%	2-3-67%
GOAL TO GO EFFICIENCY	0-0-0%	2-2-100%
SAFETIES	0	0
TIME OF POSSESSION	25:57	34:03

INDIVIDUAL STATISTICS

RUSHING (Att-Yds): Buffalo, C. Spiller 6-39. Houston, A. Foster 19-98, F. Jackson 6-21, R. Fitzpatrick 5-14, B. Smith 1-0. Houston, A. Foster 24-111, J. Forsett 6-7, K. Martin 1-1, M. Schaub 1-(-1).

PASSING (C-A-Y-I): Buffalo, R. Fitzpatrick 25-38-239-0. Houston, M. Schaub 19-27-268-0.

RECEIVING (Rec-Yds): Buffalo, D. Jones 6-65, C. Spiller 5-63, F. Jackson 5-14, S. Chandler 3-51, St. Johnson 3-29, T. Graham 2-4, D. Dickerson 0-1-1. Houston, A. Johnson 8-118, O. Daniels 4-62, J. Casey 3-49, K. Walter 2-28, G. Graham 2-11.

SACKS (Sk-Yds): Buffalo, M. Williams 1-0-4, K. Moore 1-0-8. Houston, W. Mercilus 2-0-2, J. Watt 1-0-6, C. Barwin 1-0-1.

INTERCEPTIONS (Int-Yds): None.

TACKLES (S-A-T): Buffalo, M. Williams 5-2-7, N. Bradham 4-2-6, K. Sheppard 2-4-6, J. Byrd 4-1-5, G. Wilson 3-2-5, A. Williams 3-1-4, N. Barnett 3-1-4, K. Williams 2-2-4, S. Gilmore 3-0-3, D. Searcy 3-0-3, L. McKelvin 3-0-3, M. Dareus 1-2-3, C. Kelsay 1-1-2, K. Moore 1-0-1, Sp. Johnson 1-0-1, B. Scott 0-1-1, A. Carrington 0-1-1. Houston, G. Quin 8-1-9, B. James 3-4-7, D. Manning 6-1-7, J. Watt 5-2-7, C. Barwin 3-3-6, T. Dobbins 4-2-6, Q. Demps 4-1-5, J. Joseph 4-0-4, B. Reed 2-2-4, A. Smith 2-2-4, W. Mercilus 2-1-3, S. Cody 2-0-2, J. Crick 1-1-2, K. Jackson 2-0-2, E. Mitchell 0-2-2.

MISSED FIELD GOAL: Buffalo, R. Lindell 37WR. Houston, S. Graham 46B.

WEEK 9 NOTES VS. BUFFALO

Game 13 • Houston Texans at New England Patriots • Monday, Dec. 10, 2012

THE WIN

- Improved Houston's record to 7-1 this year, extending the best start to a season in franchise history.
- Evened Houston's all-time record against Buffalo to 3-3 and gave the Texans their first win against Buffalo at Reliant Stadium.
- Improved Houston's all-time record at Reliant Stadium to 43-42 in regular-season play.
- Improved Head Coach Gary Kubiak's record to 54-50 overall and 33-20 at Reliant Stadium.

THE TEXANS OFFENSE

- Scored first for the fourth time this season.
- Won the time of possession battle for the eighth time this season, holding the ball for 34:03. Houston improved to 45-19 under head coach Gary Kubiak in such games.
- Held the ball for 11:29 in the fourth quarter to seal the victory.
- Outrushed the Bills, 118-78. The Texans improved to 6-0 this season and 43-15 under Kubiak when outrushing their opponents.
- Ran the ball 32 times in the game and improved to 39-5 under Kubiak when rushing 30 or more times.
- Did not turn the ball over for the fifth time this season and the second consecutive game.
- Led after one quarter for the fifth time this season, and led at halftime and after three quarters for the seventh time this year.
- Had a field goal blocked for the first time since 12/13/09 vs. Seattle when Buffalo DT Alex Carrington blocked K Shayne Graham's 46-yard attempt in the second quarter.

THE TEXANS DEFENSE

- Did not allow an offensive touchdown for the second time this season. Houston also held Miami's offense without a touchdown in Week 1 (9/9).
- Held an opponent to less than 14 points for the fifth time this season and for the 14th time in 24 games under Defensive Coordinator Wade Phillips.
- Limited Buffalo's offense to 2-of-11 (18 percent) on third down. It was the third time this season that Houston's defense held its opponent below 20 percent on third downs and the fifth time Houston held its opponent below 30 percent.
- Did not allow Buffalo to score a touchdown on any of its three red zone possessions. It marked the third game this season in which Houston held its opponent without a touchdown in the red zone.
- Helped Houston win the turnover battle for the sixth time this season, forcing one turnover while the offense did not commit a turnover. Houston has forced 14 turnovers through eight games this season.
- Forced Buffalo's offense to go three-and-out on four of its 11 possessions. Houston has forced 29 three-and-out drives out of 97 total possessions (29.9 percent) this season.

OLB CONNOR BARWIN

- Registered his second sack of the season and his second in as many games when he tackled Buffalo QB Ryan Fitzpatrick for a 1-yard loss in the second quarter. It marked the sixth time in his career that Barwin recorded sacks in back-to-back games.

FB JAMES CASEY

- Caught his 19th pass of the season for a gain of 24 yards in the second quarter to set a career single-season high. He caught 18 passes in 2011. Casey finished with three catches to give him 21 on the season.

TE OWEN DANIELS

- Caught a pass for the 77th consecutive game.
- Tied a career high with his fifth touchdown catch of the season on a 39-yard pass from QB Matt Schaub in the first quarter. The touchdown was the 25th of Daniels' career.

FS QUINTIN DEMPS

- Recorded his first career fumble recovery in the fourth quarter.

RB ARIAN FOSTER

- Scored a touchdown in his 10th consecutive game when he scored on a 3-yard run in the third quarter. It was his 10th rushing touchdown of the season and gave him 10 or more rushing scores in three consecutive seasons.
- Topped 100 rushing yards for the 20th time in his career and the fourth time this season, finishing with 111 yards on 24 carries with one touchdown. He passed the mark on a 19-yard gain in the fourth quarter. It was his first 100-yard game at Reliant Stadium this season.

TE GARRETT GRAHAM

- Scored his first career touchdown on a 5-yard pass from QB Matt Schaub in the fourth quarter.

K SHAYNE GRAHAM

- Saw his streak of 13 consecutive made field goals come to an end when his 46-yard attempt in the second quarter was blocked.
- Kicked his 350th career extra point following RB Arian Foster's touchdown in the third quarter. Graham is 351-of-356 in his career on point-after tries.

WR ANDRE JOHNSON

- Surpassed 100 receiving yards for the 40th time in his career and the second time this season, finishing with 118 yards on eight receptions. Johnson topped the century mark on an 18-yard catch in the fourth quarter.
- Passed Andre Rison (10,205) for 34th on the NFL's all-time receiving yardage list. He entered the game needing 106 yards to pass Rison and did so on an 18-yard reception in the fourth quarter.
- Extended his franchise-record streak of consecutive games with a reception to 90 with a 13-yard catch in the first quarter.

FS SHILOH KEO

- Fielded the first kickoff of his career to begin the game.

WR KESHAWN MARTIN

- Returned a punt a career-long 26 yards in the third quarter. It was the second-longest of the season for the Texans, trailing a 36-yard return by WR Trindon Holliday in Week 2 at Jacksonville (9/16).

OLB WHITNEY MERCILUS

- Forced a fumble for the second consecutive game when he jarred the ball loose from Buffalo QB Ryan Fitzpatrick in the fourth quarter.
- Recorded his first career multi-sack game with a pair of fourth-quarter sacks.

QB MATT SCHAUB

- Improved his record as the Texans' starting quarterback to 39-33 overall and 24-12 at Reliant Stadium.
- Completed 19-of-27 passes for 268 yards with two touchdowns and no interceptions, giving him a passer rating of 126.8. It was his fifth game this season with a rating of better than 100.
- Threw his 11th touchdown pass of the season and the 109th of his career when he hit TE Owen Daniels for a 39-yard score in the first quarter.
- Tossed his second touchdown pass of the game when he hit TE Garrett Graham for a 5-yard scoring strike in the fourth quarter. It was Schaub's fourth game of the season with multiple touchdown passes.

WR KEVIN WALTER

- Started his 82nd game as a Texan, moving him past DE/OLB Mario Williams for fifth on the franchise's all-time games started list.

DE J.J. WATT

- Sacked Buffalo QB Ryan Fitzpatrick for a 6-yard loss in the second quarter, raising his season total to 10.5. Watt became the third Texans to record 10 or more sacks in a season, joining DE Mario Williams (14.0, 2007; 12.0, 2008) and OLB Connor Barwin (11.5, 2011).
- Became the 11th NFL player since 1982 to record 10 or more sacks and 10 or more passes defended in a season.

WEEK 10 AT CHICAGO

Game 13 • Houston Texans at New England Patriots • Monday, Dec. 10, 2012



GAME 9: Houston 13, Chicago 6 62,410 • Soldier Field • Chicago, Ill. • Nov. 11, 2012



GAME SUMMARY

In a matchup of 7-1 teams, the Texans forced four turnovers and committed two of their own – all in the first half – against the Chicago Bears. Both teams had less than 250 yards of offense on a rainy, windy night at Soldier Field, but the Texans did just enough to emerge with a 13-6 victory.

Texans SS **Danieal Manning** had an interception and forced fumble in his return to Chicago, where he spent the first five seasons of his career. FS **Glover Quin** forced another fumble and CB **Kareem Jackson** had an interception. The Bears' defense had forced an NFL-best 28 turnovers heading into the game.

The Texans had a season-low 215 yards of offense. QB **Matt Schaub** threw for a season-low 95 yards and season-high two interceptions. RB **Arian Foster** scored the game's only touchdown on a 2-yard catch in the second quarter. Foster ran for 102 yards on 29 carries and had five catches for 15 yards, accounting for more than half of the Texans' offensive yardage.

The Texans knocked Bears QB **Jay Cutler** out of the game with a concussion in the second quarter. He went 7-of-14 for 40 yards, two interceptions and a 16.7 passer rating in the first half. Jason Campbell played the second half and was 11-of-19 for 94 yards.

Manning forced a fumble on the Bears' first play from scrimmage. Bears TE **Kellen Davis** gained 6 yards on a catch over the middle before Manning hit him with a jarring tackle, popping the ball loose. It was recovered by LB **Tim Dobbins** and returned 28 yards to the Chicago 28-yard line. The Texans wound up with a 20-yard field goal by K **Shayne Graham**.

The next four possessions ended with turnovers. First, Quin forced a fumble at the Houston 32-yard line after Bears RB **Michael Bush** ran for 11 yards up the middle on fourth-and-one. ILB **Bradie James** recovered at the 27-yard line.

Schaub was picked off by Bears CB **Tim Jennings** six plays later on a pass intended for rookie WR **Keshawn Martin**, who appeared to slip on the play. The Bears drove to the Houston 30-yard line, but Manning got the ball back for the Texans with an interception at the 6-yard line on a deep pass intended for **Brandon Marshall**.

Four plays later, Schaub was picked off by Jennings again, this time on a pass that sailed over **Andre Johnson**. The Bears converted the turnover into three points with a 51-yard field goal by **Robbie Gould** with 12:57 remaining in the second quarter.

Midway through the second quarter, the Texans put together a seven-play, 66-yard scoring drive, capped by Foster's touchdown catch. The score was set up by a 21-yard run by Foster and a 25-yard run by **Justin Forsett** that got the Texans into the red zone.

Cutler was picked off by Jackson at the Texans' 27-yard line with 1:23 remaining in the first half, securing a 10-3 halftime lead for the Texans.

The Texans had only 54 yards of offense in the second half. They didn't pick up a first down until the final minute of the third quarter on a 23-yard pass from Schaub to **Kevin Walter**. That came two plays after the Bears made it 10-6 with a 24-yard field goal.

The Bears almost made it a one-point game early in the fourth quarter, but Gould missed a 48-yard field goal off the left upright. The Texans then handed off to Foster five times for 17 yards, and Schaub hit TE **Garrett Graham** for an 11-yard catch to set up **Shayne Graham** for a 42-yard field goal that put the Texans up 13-6.

SCORING

SCORE BY PERIODS	1	2	3	4	OT	Total
Houston Texans	3	7	0	3	-	13
Chicago Bears	0	3	3	0	-	6

SCORING DRIVES

Team	Qtr	Time	Play Description (Extra Point) (Drive info)	HOU	CHI
Texans	1	8:13	S.Graham 20 yd. Field Goal (10-41, 4:57)	3	0
Bears	2	12:52	R.Gould 51 yd. Field Goal (4-5, 1:22)		3
Texans	2	4:14	A.Foster 2 yd. pass from M.Schaub (S.Graham kick) (7-66, 3:17)	10	3
Bears	3	1:55	R.Gould 24 yd. Field Goal (6-46, 3:20)		6
Texans	4	4:49	S.Graham 42 yd. Field Goal (6-29, 3:45)	13	6

TEAM STATISTICS

	TEXANS	BEARS
TOTAL FIRST DOWNS	13	8
THIRD DOWN EFFICIENCY	3-14-21%	2-13-15%
FOURTH DOWN EFFICIENCY	0-0-0%	0-2-0%
TOTAL NET YARDS	215	249
NET YARDS RUSHING	127	115
NET YARDS PASSING	88	134
PASS ATTEMPTS-COMPLETIONS-HAD INTERCEPTED	26-14-2	33-18-2
KICKOFFS Number-In End Zone-Touchbacks	4-0-0	3-3-0
PUNTS Number and Average	8-44.6	5-38.8
Net Punting Average	38.3	38.8
FGs - PATs Had Blocked	0-0	1-0
TOTAL RETURN YARDAGE (Not Including Kickoffs)	5	41
PENALTIES Number and Yards	3-35	5-49
FUMBLES Number and Lost	0-0	2-2
TOUCHDOWNS	1	0
EXTRA POINTS Made-Attempts Kicking Made-Attempts	1-1	0-0
FIELD GOALS Made-Attempts	2-2	2-3
RED ZONE EFFICIENCY	1-2-50%	0-1-0%
GOAL TO GO EFFICIENCY	1-2-50%	0-1-0%
SAFETIES	0	0
TIME OF POSSESSION	31:08	28:52

INDIVIDUAL STATISTICS

RUSHING (Att-Yds): Houston, A. Foster 29-102, J. Forsett 4-27, M. Schaub 2-(-2). Chicago, M. Forte 16-39, J. Cutler 3-37, M. Bush 3-34, J. Campbell 1-5.

PASSING (C-A-Y-I): Houston, M. Schaub 14-26-95-2. Chicago, J. Campbell 11-19-94-0, J. Cutler 7-14-40-2.

RECEIVING (Rec-Yds): Houston, A. Foster 5-15, A. Johnson 4-35, G. Graham 3-15, K. Walter 2-30. Chicago, B. Marshall 8-107, M. Spaeth 3-4, D. Hester 2-4, M. Forte 2-(-3), E. Bennett 1-9, K. Adams 1-7, K. Davis 1-6.

SACKS (Sk-Yds): Houston, none. Chicago, J. Peppers 1-7.

INTERCEPTIONS (Int-Yds): Houston, D. Manning 1-4, K. Jackson 1-1. Chicago, T. Jennings 2-10.

TACKLES (S-A-T): Houston, B. James 3-8-11, T. Dobbins 7-2-9, D. Manning 8-0-8, J. Joseph 6-1-7, G. Quin 6-0-6, C. Barwin 6-0-6, K. Jackson 4-0-4, E. Mitchell 3-1-4, B. McCain 2-1-3, B. Reed 1-2-3, W. Mercilus 1-1-2, J. Watt 2-0-2, Q. Demps 1-0-1, B. Ruud 0-1-1, A. Smith 0-1-1. Chicago, B. Urlacher 7-1-8, C. Tillman 6-0-6, H. Melton 4-2-6, M. Wright 5-0-5, I. Idonije 1-4-5, J. Peppers 4-0-4, L. Briggs 3-1-4, C. Conte 3-1-4, K. Hayden 2-1-3, N. Roach 2-0-2, C. Wootton 1-1-2, S. Paea 1-1-2, N. Collins 1-1-2, T. Jennings 1-0-1.

MISSED FIELD GOAL: Chicago, R. Gould 48LU.

WEEK 10 NOTES AT CHICAGO

Game 13 • Houston Texans at New England Patriots • Monday, Dec. 10, 2012

THE WIN

- Improved the Texans' record to 8-1 on the season, giving the team its best record through nine games in team history.
- Improved Houston's all-time mark to 3-0 against Chicago.
- Was the fourth consecutive road victory for the Texans, matching a franchise record. Houston previously won four consecutive road games from 12/20/09-10/3/10 and also from 10/23/11-12/11/11.
- Improved Houston's all-time record in prime time to 5-8 and improved the team's record on Sunday Night Football to 2-4.
- Improved to 7-0 when posting a positive turnover margin this season, with two giveaways and four takeaways for a plus-two margin.

THE TEXANS OFFENSE

- Won the time of possession battle for the ninth time this season, holding the ball for 31:09. Houston improved to 46-19 under head coach Gary Kubiak when possessing the ball more than 30 minutes.
- Outrushed the Bears, 127-115. The Texans improved to 7-0 this season and 44-15 under Kubiak when outrushing their opponents.
- Ran the ball 35 times in the game and improved to 40-5 under Kubiak when rushing 30 or more times.
- Scored a field goal following a fumble recovery in the first quarter. It was Houston's 15th takeaway of the season and the 11th time the team scored following a takeaway. Houston has scored 57 points off of its 17 takeaways this season.
- Opened the scoring for the fifth game this season when K Shayne Graham connected on a 20-yard field goal in the first quarter.
- Led at the end of the first quarter for the sixth time this season, and at halftime and after three quarters for the eighth time this year.
- Gained a season-low 215 yards of net offense. The 215 net yards were tied for the sixth-fewest in a victory in franchise history. Houston also gained 215 yards in a win at Jacksonville on 11/27/11.
- Scored a season-low 13 points. The 13 points were tied for the second-fewest scored in a victory in franchise history. Houston scored 12 points in a win over Buffalo in 2003 (12-10, 11/16/03) and has scored 13 points in victories twice before, most recently on 12/14/08 vs. Tennessee, a 13-12 win.

THE TEXANS DEFENSE

- Held Chicago to the fourth-fewest points allowed in a game in team history. Houston has held its opponent to six points on six previous occasions, most recently on 10/4/09 vs. Oakland.
- Held an opponent to fewer than 20 points for the seventh time this season improved to 16-1 in those games over the last two years and 39-2 overall under Kubiak when allowing fewer than 20 points.
- Limited Chicago to eight first downs in the game, which is tied for the second-fewest first downs allowed in a game in team history. Houston also allowed eight first downs vs. Oakland on 10/4/09. The franchise record is six allowed at Jacksonville on 12/26/04.
- Held Chicago to 2-of-13 on third-down attempts in the game, for a 15 percent conversion rate. It was the fourth game this season in which Houston held its opponent to 20 percent or less on third-down conversions.
- Set a franchise record with three takeaways in the first quarter. The Texans previously forced two turnovers in the first quarter seven times, most recently on 9/11/11 vs. Indianapolis.
- Forced three turnovers in a single quarter for the third time in team history and the second time this season. Houston forced four turnovers in the second quarter of the season opener vs. Miami (9/9) and forced three turnovers in the fourth quarter at Oakland on 12/3/06.
- Forced four turnovers (two interceptions, two fumble recoveries) in the first half, to tie a franchise record for turnovers forced in the first half of a game. The Texans also forced four turnovers in the first half against Miami in the 2012 season opener on 9/9/12.

ILB TIM DOBBINS

- Recovered his first fumble of the season and the fourth of his career on the first play of the game. He returned the fumble 28 yards.

RB JUSTIN FORSETT

- Turned in a season-long 25-yard carry in the second quarter. It was Forsett's longest run since 2010 with Seattle.

RB ARIAN FOSTER

- Scored a touchdown in his 11th consecutive regular-season game when he caught a 3-yard touchdown pass from QB Matt Schaub in the second quarter. The touchdown catch was his second of the season and the sixth of his career.
- Topped 100 rushing yards for the second consecutive game and the fifth time this season. Foster has run for 100 or more yards 21 times in his career. He finished the game with 102 yards on 29 carries.

K SHAYNE GRAHAM

- Connected on field goals of 20 and 42 yards. It was his fifth game this season with multiple made field goals.

ILB BRADIE JAMES

- Recovered a fumble in the first quarter. It was his first fumble recovery as a Texan and the 13th of his career.

CB KAREEM JACKSON

- Intercepted his fourth pass of the season in the second quarter. It was the seventh interception of his career. Jackson is now tied for fourth with Jason Allen (2010-11) on the franchise's all-time interception list.

WR ANDRE JOHNSON

- Extended his franchise-record streak of consecutive games with a reception to 91 with an 11-yard catch in the first quarter.
- Caught the 750th pass of his career when he hauled in an 8-yard pass in the second quarter. Johnson entered the game with 748 career receptions.
- Passed Hall of Fame WRs Michael Irvin and Charlie Joiner with his 751st career reception, his third catch of the game.

P DONNIE JONES

- Boomed a 59-yard punt in the third quarter. He has now had at least one punt of 55 yards or longer in four consecutive games and in eight out of nine games this season.

SS DANIEAL MANNING

- Forced a fumble on the first defensive play of the game. It was his first forced fumble of the season, his first as a Texan and the seventh of his career.
- Tied his career high with his second interception of the season when he picked off Chicago QB Jay Cutler in the first quarter. It was his 11th career interception. Manning also had two interceptions in 2006, 2007 and 2011.

FS GLOVER QUIN

- Forced a fumble in the first quarter. It was his second forced fumble of the season and the second of his career. He also forced a fumble in the season opener vs. Miami (9/9).

QB MATT SCHAUB

- Improved his to 40-33 as a starter in Houston.
- Tossed his 13th touchdown pass of the season when he hit RB Arian Foster for a 3-yard score in the second quarter.

LG WADE SMITH

- Started the 75th game of his career.

MISCELLANEOUS STATS

- Inactive players for the Texans were G Brandon Brooks, CB Roc Carmichael, NT Shaun Cody, TE Owen Daniels, SS Troy Nolan, RB Ben Tate and G Cody White.
- Captains for the Texans were ILB Tim Dobbins, WR Andre Johnson, FS Shiloh Keo, C Chris Myers, QB Matt Schaub, DE Antonio Smith and DE J.J. Watt. Schaub and Johnson went to midfield for the pregame coin toss.
- The Bears won the toss and deferred until the second half.

WEEK 11 VS. JACKSONVILLE

Game 13 • Houston Texans at New England Patriots • Monday, Dec. 10, 2012



GAME 10: Houston 43, Jacksonville 37 (OT)

71,676 • Reliant Stadium • Houston, Texas • Nov. 18, 2012



GAME SUMMARY

The Texans beat the Jacksonville Jaguars 43-37 in overtime at Reliant Stadium on Sunday in a back-and-forth shootout with their AFC South rival.

Trailing 34-20 in the fourth quarter, the Texans scored two touchdowns in the final 5:39 of regulation to tie the game 34-34. Both teams scored field goals on their first possession of overtime. The Texans scored the final points on a 48-yard touchdown catch by WR Andre Johnson with 2:01 remaining in overtime. Johnson set franchise records with 14 catches for 273 yards on the day. He had the ninth-most receiving yards in a game in NFL history and the most since Terrell Owens' 283 for the San Francisco 49ers in 2000.

Texans QB Matt Schaub threw for 527 yards, tying Hall of Famer Warren Moon for the second-most in a game in NFL history. Schaub had five touchdown passes and was 43-of-55 with two interceptions and a 121.7 passer rating.

Schaub topped his own team record of 497 passing yards set in 2010 at Washington, also an overtime game. He also set the franchise single-game record for completions and had 17 consecutive completions from the fourth quarter to the beginning of overtime.

Jaguars QB Blaine Gabbert was knocked out of the game on the Jaguars' first possession on a sack from FS Danieal Manning that forced a fumble recovered by ILB Tim Dobbins. Jaguars backup QB Chad Henne came in and threw for 354 yards and four touchdowns (126.8 rating) on 16-of-33 passing. Jaguars rookie WR Justin Blackmon had 236 yards and a touchdown on seven catches, marking the first time in NFL history two receivers had 200 yards in a single game.

Texans TE Garrett Graham caught two touchdown passes, both in the fourth quarter. Rookie WR Keshawn Martin and FB James Casey also had touchdown catches in the first half.

The game was tied 7-7 at the end of the first quarter and 17-17 at half-time. The Texans trailed 27-20 entering the fourth quarter.

SCORING

SCORE BY PERIODS	1	2	3	4	OT	Total
Jacksonville Jaguars	7	10	10	7	3	37
Houston Texans	7	10	3	14	9	43

SCORING DRIVES

Team	Qtr	Time	Play Description (Extra Point) (Drive info)	JAC	HOU
Texans	1	12:15	K.Martin 9 yd. pass from M.Schaub (S.Graham kick) (5-84, 2:45)	0	7
Jaguars	1	2:56	M.Lewis 13 yd. pass from C.Henne (J.Scobee kick) (4-81, 1:32)	7	7
Jaguars	2	12:31	C.Shorts 67 yd. pass from C.Henne (J.Scobee kick) (4-81, 2:16)	14	7
Texans	2	7:52	J.Casey 1 yd. pass from M.Schaub (S.Graham kick) (8-48, 4:39)	14	14
Jaguars	2	2:53	J.Scobee 43 yd. Field Goal (8-44, 4:59)	17	14
Texans	2	1:12	S.Graham 42 yd. Field Goal (8-56, 1:41)	17	17
Jaguars	3	11:01	J.Scobee 40 yd. Field Goal (8-58, 3:59)	20	17
Jaguars	3	6:52	M.Lewis 1 yd. pass from C.Henne (J.Scobee kick) (5-11, 2:39)	27	17
Texans	3	2:15	S.Graham 27 yd. Field Goal (9-65, 4:37)	27	20
Jaguars	4	12:33	J.Blackmon 81 yd. pass from C.Henne (J.Scobee kick) (3-70, 1:23)	34	20
Texans	4	5:39	G.Graham 1 yd. pass from M.Schaub (S.Graham kick) (14-80, 6:54)	34	27
Texans	4	1:34	G.Graham 5 yd. pass from M.Schaub (S.Graham kick) (8-90, 2:18)	34	34
Texans	5	8:10	S.Graham 25 yd. Field Goal (14-73, 6:50)	34	37
Jaguars	5	4:21	J.Scobee 33 yd. Field Goal (11-53, 3:49)	37	37
Texans	5	2:01	A.Johnson 48 yd. pass from M.Schaub (2-53, 0:29) (2-53, 0:29)	37	43

TEAM STATISTICS

	JAGUARS	TEXANS
TOTAL FIRST DOWNS	17	39
THIRD DOWN EFFICIENCY	4-11-29%	4-11-36%
FOURTH DOWN EFFICIENCY	1-2-50%	0-0-0%
TOTAL NET YARDS	458	640
NET YARDS RUSHING	66	92
NET YARDS PASSING	372	504
PASS ATTEMPTS-COMPLETIONS-HAD INTERCEPTED	35-18-0	55-43-2
KICKOFFS Number-In End Zone-Touchbacks	9-9-4	8-4-2
PUNTS Number and Average	5-48.4	3-37.0
Net Punting Average	33.2	33.3
FGs - PATs Had Blocked	0-0	1-0
TOTAL RETURN YARDAGE (Not Including Kickoffs)	46	76
PENALTIES Number and Yards	6-54	2-20
FUMBLES Number and Lost	1-1	2-1
TOUCHDOWNS	4	5
EXTRA POINTS Made-Attempts Kicking Made-Attempts	4-4	4-4
FIELD GOALS Made-Attempts	3-3	3-5
RED ZONE EFFICIENCY	2-3-67%	4-7-57%
GOAL TO GO EFFICIENCY	1-2-50%	4-5-80%
SAFETIES	0	0
TIME OF POSSESSION	31:19	41:40

INDIVIDUAL STATISTICS

RUSHING (Att-Yds): Jacksonville, J. Parmele 24-80, C. Henne 2-7, R. Jennings 3-(-1). Houston, A. Foster 28-77, J. Forsett 7-59.

PASSING (C-A-Y-I): Jacksonville, C. Henne 16-33-354-0, B. Gabbert 2-2-24-0. Houston, M. Schaub 43-55-527-2.

RECEIVING (Rec-Yds): Jacksonville, J. Blackmon 7-236, C. Shorts 3-81, M. Lewis 3-40, J. Parmele 3-3, M. Spurlock 2-18. Houston, A. Johnson 14-273, G. Graham 8-82, O. Daniels 6-57, K. Walter 6-54, J. Casey 3-20, A. Foster 3-15, L. Jean 1-11, K. Martin 1-9, J. Forsett 1-6.

SACKS (Sk-Yds): Jacksonville, C. Mosley 2.0-23. Houston, J. Watt 1.0-6, D. Manning 1.0-0.

INTERCEPTIONS (Int-Yds): Jacksonville, D. Cox 1-16, P. Posluszny 1-2. Houston, none.

TACKLES (S-A-T): Jacksonville, D. Cox 16-0-16, R. Allen 11-4-15, P. Posluszny 9-6-15, D. Landry 6-2-8, C. Mosley 6-1-7, C. Prosinski 3-3-6, K. Bosworth 5-0-5, A. Ross 3-1-4, J. Stanford 2-1-3, T. Alualu 2-0-2, T. Knighton 1-1-2, J. Chick 1-0-1, G. Selvie 1-0-1, A. Lane 0-1-1, J. Mincey 0-1-1. Houston, B. James 8-1-9, J. Watt 6-2-8, D. Manning 6-2-8, D. Sharpton 4-3-7, K. Jackson 5-0-5, G. Quin 3-0-3, B. McCain 2-0-2, J. Joseph 2-0-2, C. Barwin 1-1-2, B. Reed 1-1-2, J. Crick 2-0-2, E. Mitchell 1-0-1.

MISSED FIELD GOAL: Houston, S. Graham 50WL, 47 WL.

WEEK 11 NOTES VS. JACKSONVILLE

Game 13 • Houston Texans at New England Patriots • Monday, Dec. 10, 2012

THE WIN

- Improved Houston's record to 9-1 on the season, assuring a second consecutive winning season. It marks the first time in franchise history that the Texans have posted winning records in back-to-back years.
- Improved Houston's record in overtime to 2-7 all-time and 1-5 at Reliant Stadium.
- Extended Houston's winning streak against Jacksonville to five games, which is the longest win streak for either team in series history.
- Improved Houston's record against Jacksonville to 13-9 overall and 8-3 at Reliant Stadium.
- Improved Head Coach Gary Kubiak's record to 56-50 overall, 34-20 at home and 2-3 in overtime.
- Improved QB Matt Schaub's record as the Texans starting quarterback to 41-33 overall and 25-12 at Reliant Stadium.

THE TEXANS OFFENSE

- Set a franchise record for total offense with 640 yards, bettering the previous high of 549 at Green Bay on 12/7/08. The 640 yards of total offense ranked seventh in NFL history and were the most since 11/10/02 when Pittsburgh gained 645 yards vs. Arizona.
- Tied the franchise scoring record with 43 points. It matched the mark set against Baltimore in Week 7 this season (10/21).
- The 80 combined points scored were the most in team history, topping the previous high of 74 combined points on 10/21/07 when Tennessee defeated Houston 38-36 at Reliant Stadium.
- Overcame a 14-point deficit in the fourth quarter to win the game. It tied for the third-largest deficit overcome in a victory in franchise history. Houston last rallied from 14 down to win on 1/3/10 vs. New England. The team record is an 18-point comeback victory vs. Tennessee on 11/28/04.
- Had more than 30:00 time of possession for the 10th time this season and the 11th consecutive regular-season game. Houston finished the game with 41:40 in time of possession, which is the second-highest possession total in team history behind the Week 2 win at Jacksonville in which they held the ball for 43:17 in regulation.
- Outgained Jacksonville on the ground, 136-86. The Texans improved to 8-0 this season and 45-15 under Kubiak when outrushing their opponents.
- Ran the ball 35 times in the game and improved to 41-5 under Kubiak when rushing 30 or more times.
- Scored on their opening drive for the fourth time this season and scored a touchdown on the opening drive for the third time this season. The last time Houston scored on its opening possession was in Week 5 at the New York Jets (10/8).
- Scored first for the sixth time this season and for the second consecutive game when QB Matt Schaub hit WR Keshawn Martin for a 9-yard score on the first possession of the game.
- Were tied at the end of the first quarter for the second time this season. Houston was also tied after the opening period in Week 5 at the New York Jets (10/8).
- Were tied at halftime for the first time this season.
- Trailing after three quarters for the second time this season. The only previous game in which Houston trailed going into the final period was in Week 6 vs. Green Bay (10/14).

THE TEXANS DEFENSE

- Allowed a touchdown for the first time in nearly two and a half games when Jacksonville QB Chad Henne hit TE Marcedes Lewis for a 13-yard score with 2:56 left in the first quarter. That broke a streak of 157:40 of game time without allowing a touchdown. The last touchdown the Texans gave up came with 10:36 remaining in the third quarter of Houston's Week 7 game vs. Baltimore (10/21).
- Started the game by forcing a fumble for the second consecutive game. It was Houston's 19th takeaway on the season.

HOUSTON TEXANS IN THE NFL RECORD BOOK

MISCELLANEOUS NOTE

- This was the first game in NFL history in which two players each had more than 200 receiving yards. Houston WR Andre Johnson finished with 273 yards on 14 catches and Jacksonville WR Justin Blackmon had 236 yards on seven receptions.

THE TEXANS OFFENSE

- Gained the seventh-most yards in a single game in NFL history with 640. It was the most in the League since 11/10/02 when Pittsburgh gained 645 yards vs. Arizona.

QB MATT SCHAUB

- Tied for the second-most passing yards in a game in NFL history with 527. He joined Houston Oilers QB Warren Moon, who threw for 527 vs. Kansas City on 12/16/90. Norm Van Brocklin holds the NFL single-game passing record with 554 yards on 9/28/51 vs. the New York Yanks.
- Tied for the second-most completions in a game in NFL history with 43. The last player to do so was Oakland QB Rich Gannon on 9/15/02 at Pittsburgh. New England QB Drew Bledsoe has the NFL record with 45 completions vs. Minnesota on 11/13/94, also in an overtime game.

WR ANDRE JOHNSON

- Had the ninth-most receiving yards in a game in modern NFL history and the most since 2000 with 273. Flipper Anderson holds the NFL record with 336 yards on 11/26/89 vs. the New Orleans Saints. The last receiver with more yards in a game was Jacksonville WR Jimmy Smith, who had 291 vs. Baltimore on 9/10/2000.
- Recorded his 15th career game with 10 or more receptions and 100 or more yards, tying Hall of Famer Jerry Rice and New England WR Wes Welker for the most such games in NFL history.

HOUSTON TEXANS PLAYER NOTES

TE JAMES CASEY

- Caught his career-high second touchdown pass of the season and the third of his career when he hauled in a 1-yard scoring pass from QB Matt Schaub in the second quarter.

TE OWEN DANIELS

- Extended his streak of consecutive games with a reception to 77 with a 10-yard catch in the first quarter.

ILB TIM DOBBINS

- Recovered a fumble for the second consecutive game when he scooped up a loose ball after SS Danieal Manning jarred the ball out of Jacksonville QB Blaine Gabbert's hand. It was Dobbins' second recovery of the season and the fifth of his career.

RB JUSTIN FORSETT

- Posted his longest run since the 2010 season when he ripped off a 30-yard gain in the first quarter. He had a 31-yard run vs. Carolina on 12/5/10.
- Reached 1,500 career rushing yards with a 1-yard gain in overtime, his seventh carry of the game. He entered the game with 1,441 career yards.

RB ARIAN FOSTER

- Topped 4,000 career rushing yards on his eighth carry of the game. He entered the game with 3,969 career rushing yards. Foster reached the milestone on his eighth carry of the game, a gain of three yards in the second quarter.

WEEK 11 NOTES VS. JACKSONVILLE

Game 13 • Houston Texans at New England Patriots • Monday, Dec. 10, 2012

TE GARRETT GRAHAM

- Hauled in a career-long 30-yard pass in the third quarter. His previous long was a gain of 27 yards in Week 3 at Denver (9/27).
- Set career highs with eight receptions, 82 yards receiving and two touchdowns. His previous highs were three catches, which he had done twice, 39 yards earlier this year at Denver (9/23) and one touchdown vs. Buffalo (11.4).
- Caught his second career touchdown when he scored on a 1-yard toss from QB Matt Schaub in the fourth quarter. He has scored touchdowns in each of the last two home games.

WR LESTAR JEAN

- Made his first career start when the Texans opened the game with four wide receivers. He finished with one catch for 11 yards.

WR ANDRE JOHNSON

- Finished with 273 receiving yards on 14 catches, both career highs and franchise records, and scored the game-winning touchdown in overtime on a 48-yard catch and run. His 273 receiving yards were the seventh-most in modern NFL history.
- Scored his third touchdown of the season and the 55th of his career when he took a quick screen pass and raced 48 yards to the end zone for the game-winning score in overtime.
- Recorded his 15th career game with 10 or more receptions and 100 or more yards, tying Hall of Famer Jerry Rice and New England WR Wes Welker for the most such games in NFL history.
- Surpassed 200 receiving yards for the second time in his career and topped 100 receiving yards for the 41st time in his career and the third time this season. He topped the century mark on his fifth catch of the game, a 23-yard gain in the second quarter.
- Topped 100 receiving yards in the first half for the seventh time in his career, going into intermission with 132 yards on seven catches. It was the first time he topped 100 yards before halftime since 9/25/11 at New Orleans, when he had 140 yards on five receptions.
- Passed Hall of Fame WR Lance Alworth (10,266) for 33rd on the NFL's all-time receiving yardage list when he hauled in a 22-yard pass on the second play of the game.
- Passed Harold Jackson (10,372) for 32nd on the NFL's all-time receiving yardage list when he caught a 13-yard pass late in the second quarter.
- Extended his franchise-record streak of consecutive games with a reception to 92 with a 7-yard catch on the first play of the game.

P DONNIE JONES

- Recorded a 55-yard punt in the first quarter, extending his streak of consecutive games with a punt of 55 yards or longer to five. He has had a punt of at least 55 yards in nine out of Houston's 10 games this season.

SS DANIEAL MANNING

- Forced a fumble for the second consecutive week when he sacked Jacksonville QB Blaine Gabbert and knocked the ball loose on Jacksonville's opening drive. It was Manning's eighth career forced fumble.
- Registered his first sack of the season, first as a Texan and the third of his career when he hit Jacksonville QB Blaine Gabbert and knocked the ball out of his hand on the first defensive series of the game.

WR KESHAWN MARTIN

- Caught his first career touchdown pass when he hauled in a 9-yard scoring strike from QB Matt Schaub on the opening drive of the game.
- Finished with 238 total return yards (76 punt returns, 162 kickoff returns), the third-most in franchise history and the most since Jerome Mathis had a team-record 266 vs. Kansas City on 11/20/05.
- Returned a second-quarter kickoff 54 yards. It was his longest kickoff return of the season and was the longest of the season for the Texans.

- Returned a fourth-quarter punt 71 yards, a career-long and the longest of the season for the Texans. It was the fifth-longest punt return in franchise history and the longest since Jacoby Jones had a 79-yard return for touchdown on 9/11/11 vs. Indianapolis. It was the second-longest punt return by a rookie in team history behind a 74-yard return by Jacoby Jones vs. Indianapolis on 9/23/07.
- Made his first career start when the Texans opened the game with four wide receivers.

NT TERRELL MCCLAIN

- Made his Texans debut. He took the field for the first time to open Houston's third defensive series of the game.

QB MATT SCHAUB

- Led the ninth game-winning drive of his career when he led the Texans 53 yards in two plays, culminating in a 48-yard touchdown pass to WR Andre Johnson.
- Led the fourth game-tying drive of his career when he drove the Texans 90 yards in eight plays for a touchdown to tie the game at 34-34.
- Threw for a franchise-record 527 yards on 43-of-55 passing. He topped his own record of 497 yards set in 2010 at Washington (9/19/10), also in overtime.
- Set a franchise record with five touchdown passes. He previously had thrown four touchdowns in a game three times, most recently in Week 3 this season at Denver (9/23).
- Set the franchise record with 43 completions in the game, bettering the previous record of 39 by David Carr on 11/26/06 at the New York Jets. His 55 pass attempts were the second-most in team history behind the 62 passes he threw on 12/13/10 vs. Baltimore, also in overtime.
- Topped 20,000 career passing yards when he hit WR Andre Johnson for a 45-yard gain on the third play of the game. Schaub entered the game needing 51 yards to reach the milestone.
- Tossed his second touchdown pass of the game when he hit TE James Casey for a 1-yard score in the second quarter. It was Schaub's fifth multi-touchdown game of the season.
- Threw his third touchdown pass of the game when he hit TE Garrett Graham for a 1-yard score in the fourth quarter. It was his second game this season and the 11th of his career with three or more touchdown passes. He threw four touchdowns in Week 3 at Denver (9/23).

ILB DARRYL SHARPTON

- Made his season debut when he took the field on Houston's first kick-off of the game. Sharpton spent the first 10 weeks of the season on the Reserve/Physically Unable to Perform while recovering from a torn quadriceps suffered last season.

DE J.J. WATT

- Sacked Jacksonville QB Chad Henne for a 6-yard loss in the fourth quarter, increasing his sack total to 11.5 on the year, tying OLB Connor Barwin's 2011 total for the third-most in a season in team history.
- Deflected a pass in overtime, raising his season total to 11. He became the seventh player in NFL history to record at least 11.0 sacks and 11 passes defensed in the same season.

MISCELLANEOUS STATS

- Inactive players for the Texans were G Brandon Brooks, CB Roc Carmichael, NT Shaun Cody, T Andrew Gardner, CB Brandon Harris, RB Ben Tate and G Cody White.
- Captains for the Texans were ILB Tim Dobbins, WR Andre Johnson, FS Shiloh Keo, C Chris Myers, QB Matt Schaub, DE Antonio Smith and DE J.J. Watt. Schaub, Johnson and Smith went to midfield for the pregame coin toss.
- The Texans won the toss and elected to receive.



GAME 11: Houston 34, Detroit 31 (OT) 64,827 • Ford Field • Detroit, Mich. • Nov. 22, 2012



GAME SUMMARY

The Texans played almost 10 quarters of football in a five-day span and emerged with two victories.

Less than 96 hours after beating the Jacksonville Jaguars in overtime at Reliant Stadium, the Texans outlasted the Detroit Lions in a Thanksgiving Day thriller at Ford Field. K **Shayne Graham** made a 32-yard field goal with 2:25 remaining in overtime to win the game 34-31. The Texans became the first team in NFL history to win two overtime games in five days.

Both teams turned the ball over once and missed field goals in overtime after the game had gone to sudden death. Graham missed wide left from 51 yards with 9:43 remaining in the extra period. Lions K **Jason Hanson** was no good off the right upright from 47 yards with 4:35 remaining. Two minutes later, Graham rebounded with the fifth game-winner of his career.

Texans WR **Andre Johnson** had nine catches for 188 yards, outdueling Detroit's **Calvin Johnson**, who had eight catches for 140. DE **J.J. Watt** had three sacks and two passes defensed. Two of his sacks came on third down on back-to-back drives in the fourth quarter, both times knocking the Lions out of field goal range.

The Texans sent the game to overtime with a 15-play, 97-yard scoring drive in the closing minutes. **Matt Schaub** connected with Johnson four times for 64 yards on the drive before **Arian Foster** finished it off with a 1-yard touchdown run, tying the game at 31 with 1:55 remaining.

It was the second consecutive game in which the Texans scored a touchdown in the final two minutes to force overtime.

RB **Justin Forsett** scored on a controversial 81-yard touchdown in the third quarter that brought the Texans within 24-21. Forsett's knee and elbow hit the ground after an 8-yard gain, but the whistle never blew and he kept running all the way to the end zone. Because Lions head coach **Jim Schwartz** illegally challenged the play, it was not reviewable and the points remained on the board.

Playing without Pro Bowl CB **Johnathan Joseph** who was inactive with a hamstring injury, the Texans trailed 21-14 at halftime. Calvin Johnson had 103 receiving yards and Detroit QB **Matthew Stafford** had 246 passing yards in the first half, with touchdown passes to Johnson and WR **Mike Thomas**. Foster and TE **Owen Daniels** scored in the first half for the Texans. The Lions scored two rushing touchdowns in the game, the first two allowed by the Texans all season.

For the second-straight game, the Texans' defense struggled early but stepped up in crunch time. They allowed just 10 points on nine possessions after halftime. The Lions crossed midfield on each of their final six drives and came away with zero points.

On the first play of overtime, Stafford completed a 40-yard pass to Ryan Broyles to the Houston 40-yard line. The Lions then gained eight yards on a catch by TE **Brandon Pettigrew**, which would have put Hanson comfortably in field goal range, but FS **Danieal Manning** pried the ball loose for a fumble that was recovered by ILB **Darryl Sharpton**.

Graham missed his 51-yard attempt on the next drive, giving the Lions the ball at their own 41-yard line. Stafford completed a 14-yard pass to TE **Tony Scheffler** two plays later to the Houston 45, but the Texans did not allow another yard from there before forcing a punt.

Five plays later, Schaub was picked off at the Houston 43 by CB **Chris Houston**, who returned the ball to the 41. Scheffler caught a 14-yard pass to the 28. From there, NT **Earl Mitchell** tackled RB **Joiqee Bell** after a gain of two. Rookie OLB **Whitney Mercilus** tackled Bell for a 3-yard loss, pushing Hanson's field goal to a 47-yard attempt.

Hanson's miss kept the Texans alive, and they won the game six plays later. Schaub completed passes of 15 yards to FB **James Casey**, 23 yards to Johnson and 11 yards to Casey, to set up Graham for his game-winning field goal.

SCORING

SCORE BY PERIODS	1	2	3	4	OT	Total
Houston Texans	0	14	10	7	3	34
Detroit Lions	7	14	3	7	0	31

SCORING DRIVES

Team	Qtr	Time	Play Description (Extra Point) (Drive info)	HOU	DET
Lions	1	9:58	M.Leshoure 2 yd. run (J.Hanson kick) (12-80, 5:02)	0	7
Texans	2	10:57	A.Foster 6 yd. run (S.Graham kick) (7-74, 3:42)	7	7
Lions	2	6:00	M.Thomas 5 yd. pass from M.Stafford (J.Hanson kick) (10-83, 4:57)	7	14
Texans	2	2:11	O.Daniels 9 yd. pass from M.Schaub (S.Graham kick) (8-75, 3:49)	14	14
Lions	2	1:49	C.Johnson 22 yd. pass from M.Stafford (J.Hanson kick) (2-59, 0:22)	14	21
Lions	3	7:03	J.Hanson 46 yd. Field Goal (12-50, 6:28)	14	24
Texans	3	6:35	J.Forsett 81 yd. run (S.Graham kick) (2-81, 0:28)	21	24
Texans	3	2:36	S.Graham 45 yd. Field Goal (7-40, 3:00)	24	24
Lions	4	13:31	J.Bell 23 yd. run (J.Hanson kick) (8-80, 4:05)	24	31
Texans	4	1:55	A.Foster 1 yd. run (S.Graham kick) (15-97, 5:43)	31	31
Texans	5	2:21	S.Graham 32 yd. Field Goal (6-49, 2:11)	34	31

TEAM STATISTICS

	TEXANS	LIONS
TOTAL FIRST DOWNS	266	29
THIRD DOWN EFFICIENCY	6-15-40%	9-18-50%
FOURTH DOWN EFFICIENCY	1-1-100%	0-0-0%
TOTAL NET YARDS	501	525
NET YARDS RUSHING	205	106
NET YARDS PASSING	296	419
PASS ATTEMPTS-COMPLETIONS-HAD INTERCEPTED	48-29-1	61-31-0
KICKOFFS Number-In End Zone-Touchbacks	7-5-4	6-5-1
PUNTS Number and Average	6-47.5	8-37.4
Net Punting Average	42.2	36.1
FGs - PATs Had Blocked	0-0	0-0
TOTAL RETURN YARDAGE (Not Including Kickoffs)	10	34
PENALTIES Number and Yards	8-65	7-70
FUMBLES Number and Lost	1-0	1-1
TOUCHDOWNS	4	4
EXTRA POINTS Made-Attempts Kicking Made-Attempts	4-4	4-4
FIELD GOALS Made-Attempts	2-3	1-2
RED ZONE EFFICIENCY	3-4-75%	2-2-100%
GOAL TO GO EFFICIENCY	2-2-100%	2-2-100%
SAFETIES	0	0
TIME OF POSSESSION	35:38	37:01

INDIVIDUAL STATISTICS

RUSHING (Att-Yds): Houston, A. Foster 20-102, J. Forsett 5-87, K. Martin 1-17, M. Schaub 2-(-1). Detroit, J. Bell 5-47, M. Leshoure 12-32, M. Thomas 1-14, M. Stafford 2-7, K. Smith 3-6.

PASSING (C-A-Y-I): Houston, M. Schaub 29-48-315-1. Detroit, M. Stafford 31-61-441-0.

RECEIVING (Rec-Yds): Houston, A. Johnson 9-188, A. Foster 5-15, J. Casey 4-38, O. Daniels 4-20, G. Graham 3-17, K. Walter 2-20, K. Martin 2-17. Detroit, C. Johnson 8-140, B. Pettigrew 8-74, R. Broyles 6-126, T. Scheffler 5-57, M. Leshoure 2-27, M. Thomas 2-17.

SACKS (Sk-Yds): Houston, J. Watt 3.0-22. Detroit, C. Avril 2.0-19.

INTERCEPTIONS (Int-Yds): Houston, none. Detroit, C. Houston 1-2.

TACKLES (S-A-T): Houston, . Detroit, S. Tulloch 12-3-15, J. Durant 7-1-8, E. Coleman 3-4-7, R. Silva 3-3-6, D. Florence 5-0-5, N. Fairley 5-0-5, L. Delmas 3-2-5, C. Houston 4-0-4, D. Levy 0-3-3, C. Avril 2-0-2, L. Jackson 2-0-2, W. Young 1-0-1, SamL.Hill 0-1-1.

MISSED FIELD GOAL: Houston, S. Graham 51WL. Detroit, J. Hanson 47 RU.

WEEK 12 NOTES AT DETROIT

Game 13 • Houston Texans at New England Patriots • Monday, Dec. 10, 2012

THE WIN

- Was the 75th victory in Houston Texans regular-season history.
- Improved the Texans' record to 10-1 on the season. The 10 wins matches the most in one season in team history. Houston went 10-6 in 2011.
- Made the Houston Texans the third team in NFL history to play two overtime games in a five-day span. The others involved the Minnesota Vikings and Chicago Bears in 1994. Both teams went to overtime on Nov. 26 before playing each other and going to overtime on Dec. 1.
- Was the second consecutive overtime win for the Texans and improved Houston's overtime record to 3-7 all-time and 2-2 on the road.
- Was Houston's fifth consecutive win on the road, which is the longest such streak in team history.
- Gave Houston its second five-game win streak of the season, the second-longest winning streak in team history behind a seven-game streak from 10/23/11-12/11/11.
- Improved Houston's record against Detroit to 2-1 and was the Texans' first win at Ford Field.
- Improved the Texans' record against the NFC North to 2-1 on the season.
- Improved Head Coach Gary Kubiak's record to 57-50 overall, 23-30 on the road and 3-3 in overtime.

THE TEXANS OFFENSE

- Gained 501 total yards in the game. It was the fifth-most yards gained in a game in team history and the fifth 500-yard outing in team history. Following the 640-yard outing on Sunday vs. Jacksonville, it marks the first time in team history that the Texans posted back-to-back 500-yard games.
- Overcame a double-digit deficit to win for the second consecutive game. The 10-point deficit
- Outrushed the Lions 205-106. Houston improved to 9-0 this season and 46-16 under Head Coach Gary Kubiak when outrushing their opponents.
- Trailing at the end of the first quarter for the third time this season. Houston improved to 2-1 when trailing after the opening period.
- Trailing at halftime for the second time this season. Houston improved to 1-1 this season when trailing at intermission.
- Were tied after three quarters for the first time this season. Houston has led going into the fourth quarter in eight games and trailed twice.
- Lost the time of possession for the first time this season, holding the ball for 35:38 to Detroit's 37:01. It ended a streak of 11 consecutive games in which Houston won the time of possession battle.

THE TEXANS DEFENSE

- Gave up their first rushing touchdown of the season when Detroit RB Mikel Leshoure scored from 2 yards out to cap the Lions' first drive of the game. Houston had not allowed a rushing touchdown in the first 219 opponent rushing attempts this season.
- Forced a turnover for the 20th time this season when SS Danieal Manning pried the ball away from Detroit TE Brandon Pettigrew in overtime.

G BRANDON BROOKS

- Made his professional debut when he took the field as part of the kick protection unit on an extra point in the second quarter. He was inactive for Houston's first 10 games this season.

CB ROC CARMICHAEL

- Made his professional debut when he took the field for the opening kickoff. He spent his rookie season on the Reserve/Injured list with a shoulder injury and was inactive for Houston's first 10 games this season.

TE OWEN DANIELS

- Caught his career-best sixth touchdown pass of the season when he hauled in a 9-yard scoring throw from QB Matt Schaub in the second quarter. Daniels had five touchdowns in 2006 and 2009.
- Extended his streak of consecutive games with a reception to 78 with a 7-yard catch in the first quarter.
- Started his 86th game, which ties him with WR Kevin Walter and former Texans RT Eric Winston for third on the team's all-time games started list.

RB JUSTIN FORSETT

- Scored on an 81-yard run in the third quarter. It was the longest run of his career and the longest run in Texans franchise history. Forsett's previous long was a 35-yard run vs. Tampa Bay on 12/20/09 as a member of the Seattle Seahawks. The previous long for the Texans was a 74-yard touchdown run by Arian Foster on 10/3/10 at Oakland.

RB ARIAN FOSTER

- Scored his 40th career rushing touchdown on a 6-yard run in the second quarter. The touchdown was his 11th of the year on the ground and his 13th overall this season.
- Surpassed 1,000 rushing yards for the season on a 7-yard run in the third quarter. He entered the game with 962 yards on the season. Foster is the first Texans back to eclipse 1,000 rushing yards three times.
- Topped 100 rushing yards for the sixth consecutive game on the road. He finished the day with 102 yards on 20 carries and two touchdowns.
- Found the end zone for the second time in the game when he scored from a yard out in the fourth quarter. It was Foster's third game this season with multiple touchdowns and the 14th of his career.

K SHAYNE GRAHAM

- Kicked his fifth career game-winning field goal when he connected on a 32-yarder in overtime.

WR ANDRE JOHNSON

- Recorded his fourth 100-yard receiving game of the season and his second in a row. He finished the game with nine catches for 188 yards. The 188 yards were the fifth-most in his career.
- Has gained 461 yards in his last two games. That two-game total is the most in NFL history by a player in consecutive games. The previous high two-game total was by Chad Johnson for Cincinnati, who had 260 yards vs. San Diego on 11/12/06 and 190 at New Orleans on 11/19/06 for a total of 450 yards.
- Surpassed 1,000 receiving yards for the sixth time in his career. He entered the game with 870 yards on the season.
- Passed Hall of Fame RB Marshall Faulk (767) for 26th on the NFL's all-time reception list and WR Keyshawn Johnson (10,571) for 31st on the League's all-time receiving yards list when he juggled and caught a 43-yard pass in the second quarter. The reception gave him 768 catches for 10,606 yards.
- Extended his franchise-record streak of consecutive games with a reception to 93 with a 37-yard catch in the second quarter.

WEEK 12 NOTES AT DETROIT

Game 13 • Houston Texans at New England Patriots • Monday, Dec. 10, 2012

P DONNIE JONES

- Punted three times in the first quarter and had each punt downed inside the Detroit 20-yard line. His first two punts traveled 52 and 53 yards, and his third was a 36-yarder that was downed at the Lions 10-yard line.

SS DANIEAL MANNING

- Forced a fumble for the third consecutive game when he ripped the ball out of Detroit TE Brandon Pettigrew's arms in overtime. He became the seventh player in Texans history to force three or more fumbles in one season.
- Led the team with nine tackles, including eight solos, and had two passes defended in addition to his forced fumble.

WR KESHAWN MARTIN

- Passed RB Vernand Morency for the second-most kickoff return yards by a rookie in Texans history. Morency had 437 yards as a rookie in 2005. WR Jerome Mathis holds the club rookie record with 1,542 yards, also in 2005.

C CHRIS MYERS

- Started his 75th consecutive game with the Texans and his 91st consecutive game overall.

QB MATT SCHAUB

- Started his 75th game for the Texans and improved his record to 42-33.
- Orchestrated the fifth game-tying drive and the 10th game-winning drive of his career.
- Surpassed 300 passing yards for the second consecutive game, completing 29-of-48 pass attempts for 315 yards with a touchdown and an interception, giving him a passer rating of 78.0.
- Threw his 19th touchdown pass of the season and the 117th of his career when he hit TE Owen Daniels for a 9-yard score in the second quarter.

ILB DARRYL SHARPTON

- Recovered a fumble for the first time in his career when he fell on a ball that was ripped out by SS Danieal Manning in overtime.

DE ANTONIO SMITH

- Established a career single-season high with his third pass defended of the year when he tipped a pass by Detroit QB Matt Stafford on the first play of the second quarter. Smith had two passes defended in 2010 and 2011.

WR KEVIN WALTER

- Started his 86th game, which ties him with TE Owen Daniels and former Texans RT Eric Winston for third on the team's all-time games started list.

DE J.J. WATT

- Broke the Texans single-season sack record on his third sack of the game. The sack gave him 14.5 on the year, topping the previous mark of 14.0 by Mario Williams in 2007.
- Batted down his 12th and 13th passes of the season when he deflected a throw in the third quarter and another in overtime. His 13 passes defended tied the NFL record for most by a defensive lineman in a season. Hall of Fame DE Reggie White had 13 passes defended in 1991.
- Became the second player since sacks became an official stat in 1982 to record 14 or more sacks and 13 or more passes defended in the same season. Hall of Fame DE Reggie White had 15.0 sacks and 13 passes defended for Philadelphia in 1991.
- Set a career high with 3.0 sacks in the game, topping his previous best of 2.5 in Week 3 this season at Denver (9/25). It was the sixth time in Texans history that a player had 3.0 or more sacks in a game.

MISCELLANEOUS STATS

- Inactive players for the Texans were NT Shaun Cody, ILB Tim Dobbins, T Andrew Gardner, CB Johnathan Joseph, WR DeVier Posey, RB Ben Tate and G Cody White.
- Captains for the Texans were ILB Tim Dobbins, WR Andre Johnson, FS Shiloh Keo, C Chris Myers, QB Matt Schaub, DE Antonio Smith and DE J.J. Watt. Schaub, Johnson and Watt went to midfield for the pregame coin toss.
- The Lions won the toss and elected to receive the opening kickoff.

Week 13

National Football League Game Summary

NFL Copyright © 2012 by The National Football League. All rights reserved. This summary and play-by-play is for the express purpose of assisting media in their coverage of the game; any other use of this material is prohibited without the written permission of the National Football League. Updated: 12/2/2012

Date: Sunday, 12/2/2012 **Houston Texans at Tennessee Titans** Start Time: 12:02 PM Central
at LP Field, Nashville, Tennessee

Game Day Weather

Game Weather: Cloudy Temp: 66° F (18.9° C) Humidity: 60%, Wind: SSW 19 mph
Played Outdoors on Turf: Grass Outdoor Weather: Cloudy, Wind Chill: 66

Officials

Referee: Corrente, Tony () Umpire: Bryan, Fred () Head Linesman: McGrath, John ()
Line Judge: Lewis, Darryll () Side Judge: Baynes, Allen () Field Judge: Cavaletto, Gary ()
Back Judge: Wilson, Gregory () Replay Official: Slavin, Howard

Lineups

Houston Texans				Tennessee Titans			
Offense		Defense		Offense		Defense	
WR	80 A.Johnson	DE	99 J.Watt	WR	85 N.Washington	DE	91 D.Morgan
LT	76 D.Brown	NT	95 S.Cody	TE	89 J.Cook	DT	94 S.Marks
LG	74 W.Smith	DE	94 A.Smith	LT	71 M.Roos	DT	99 J.Casey
C	55 C.Myers	SLB	98 C.Barwin	LG	73 S.Hutchinson	DE	95 K.Wimbley
RG	60 B.Jones	MLB	51 D.Sharpton	C	61 F.Velasco	S	32 R.Johnson
RT	68 R.Harris	MLB	54 B.Ruud	RG	72 D.Lutui	MLB	92 W.Witherspoon
TE	81 O.Daniels	WLB	59 W.Mercilus	RT	76 D.Stewart	WLB	55 Z.Brown
WR	83 K.Walter	LCB	25 K.Jackson	TE	88 C.Stevens	CB	30 J.McCourty
QB	8 M.Schaub	RCB	21 B.McCain	WR	18 K.Britt	SS	26 J.Babineaux
FB	86 J.Casey	SS	38 D.Manning	QB	10 J.Locker	FS	33 M.Griffin
RB	23 A.Foster	FS	29 G.Quin	HB	28 C.Johnson	CB	20 A.Verner

Substitutions

P 5 D.Jones, WR 11 D.Posey, K 17 S.Graham, WR 18 L.Jean, CB 20 R.Carmichael, CB 26 B.Harris, SS 27 Q.Demps, RB 28 J.Forsett, FS 31 S.Keo, FB 40 T.Clutts, RB 43 J.Grimes, RB 44 B.Tate, LS 46 J.Weeks, OLB 50 B.Braman, ILB 52 T.Dobbins, OLB 57 J.Nading, T 66 A.Gardner, G 79 B.Brooks, WR 82 K.Martin, TE 88 G.Graham, NT 92 E.Mitchell, DE 93 J.Crick, NT 97 T.McClain

Substitutions

K 2 R.Bironas, P 6 B.Kern, WR 13 K.Wright, WR 17 D.Williams, CB 24 C.Sensabaugh, RB 25 D.Reynaud, DB 35 T.Wilson, CB 37 T.Campbell, S 38 A.Afalava, FB 42 C.Mooney, FB 45 Q.Johnson, LS 48 B.Brinkley, LB 56 A.Ayers, LB 57 P.Bailey, LB 58 X.Adibi, LB 59 T.Shaw, C 60 K.Matthews, T 66 M.Otto, DE 79 J.Wynn, TE 84 T.Thompson, DE 90 S.Solomon, DT 93 M.Martin, DT 97 K.Klug

Did Not Play

QB 13 T.Yates

Did Not Play

QB 8 M.Hasselbeck

Not Active

CB 22 A.Ball, CB 24 J.Joseph, ILB 53 B.James, OLB 58 B.Reed, G 62 A.Caldwell, G 67 C.White, T 75 D.Newton

Not Active

QB 11 R.Smith, RB 23 J.Harper, CB 29 R.Mouton, LB 52 C.McCarthy, T 68 B.Stingily, WR 87 L.Hawkins, DT 96 D.Harris

Field Goals (made () & missed)

S.Graham (50)		R.Bironas (37)					
		1	2	3	4	OT	Total
VISITOR:	Houston Texans	14	7	3	0	0	24
HOME:	Tennessee Titans	3	0	7	0	0	10

Scoring Plays

Team	Qtr	Time	Play Description (Extra Point) (Drive Info)	Visitor	Home
Texans	1	12:29	L.Jean 54 yd. pass from M.Schaub (S.Graham kick) (6-80, 2:31)	7	0
Titans	1	9:30	R.Bironas 37 yd. Field Goal (7-59, 2:59)	7	3
Texans	1	0:19	J.Casey 5 yd. pass from M.Schaub (S.Graham kick) (5-20, 1:48)	14	3
Texans	2	7:48	A.Foster 2 yd. run (S.Graham kick) (2-3, 0:47)	21	3
Texans	3	6:54	S.Graham 50 yd. Field Goal (4-4, 2:07)	24	3
Titans	3	1:34	K.Britt 34 yd. pass from J.Locker (R.Bironas kick) (4-80, 1:45)	24	10

Paid Attendance: 69,143

Time: 3:09

Final Individual Statistics

Houston Texans

RUSHING	ATT	YDS	AVG	LG	TD
J.Forsett	14	64	4.6	14	0
A.Foster	14	38	2.7	7	1
B.Tate	3	18	6.0	8	0
M.Schaub	4	5	1.3	8	0
Total	35	125	3.6	14	1

PASSING	ATT	CMP	YDS	SK/YD	TD	LG	IN	RT
M.Schaub	35	21	207	0/0	2	54	0	95.8
Total	35	21	207	0/0	2	54	0	95.8

PASS RECEIVING	TAR	REC	YDS	AVG	LG	TD
A.Johnson	7	5	56	11.2	21	0
A.Foster	5	5	15	3.0	8	0
K.Walter	5	4	33	8.3	18	0
O.Daniels	10	3	43	14.3	19	0
L.Jean	1	1	54	54.0	54	1
G.Graham	1	1	7	7.0	7	0
J.Casey	3	1	5	5.0	5	1
M.Schaub	1	1	-6	-6.0	-6	0
K.Martin	2	0	0	0.0	0	0
Total	35	21	207	9.9	54	2

INTERCEPTIONS	NO	YDS	AVG	LG	TD
G.Quin	1	22	22.0	22	0
T.Dobbins	1	7	7.0	7	0
D.Sharpton	1	-2	-2.0	-2	0
Total	3	27	9.0	22	0

PUNTING	NO	YDS	AVG	NET	TB	IN20	LG
D.Jones	10	488	48.8	40.3	1	5	64
Total	10	488	48.8	40.3	1	5	64

PUNT RETURNS	NO	YDS	AVG	FC	LG	TD
K.Martin	4	67	16.8	0	42	0
[DOWNED]	1	0	0.0	0	0	0
[OUT OF BOUNDS]	1	0	0.0	0	0	0
Total	4	67	16.8	0	42	0

KICKOFF RETURNS	NO	YDS	AVG	FC	LG	TD
K.Martin	1	14	14.0	0	14	0
[TOUCHBACK]	2	0	0.0	0	0	0
Total	1	14	14.0	0	14	0

Tennessee Titans

RUSHING	ATT	YDS	AVG	LG	TD
C.Johnson	13	51	3.9	26	0
J.Locker	4	38	9.5	15	0
Total	17	89	5.2	26	0

PASSING	ATT	CMP	YDS	SK/YD	TD	LG	IN	RT
J.Locker	45	21	309	6/44	1	49	3	49.2
Total	45	21	309	6/44	1	49	3	49.2

PASS RECEIVING	TAR	REC	YDS	AVG	LG	TD
K.Wright	10	6	78	13.0	38	0
J.Cook	12	4	51	12.8	25	0
C.Johnson	5	4	20	5.0	7	0
N.Washington	6	3	96	32.0	49	0
K.Britt	8	2	40	20.0	34	1
D.Williams	3	2	24	12.0	18	0
T.Thompson	1	0	0	0.0	0	0
Total	45	21	309	14.7	49	1

INTERCEPTIONS	NO	YDS	AVG	LG	TD
Total	0	0	0	0	0

PUNTING	NO	YDS	AVG	NET	TB	IN20	LG
B.Kern	6	303	50.5	39.3	0	2	70
Total	6	303	50.5	39.3	0	2	70

PUNT RETURNS	NO	YDS	AVG	FC	LG	TD
D.Reynaud	6	65	10.8	2	16	0
[DOWNED]	1	0	0.0	0	0	0
[TOUCHBACK]	1	0	0.0	0	0	0
Total	6	65	10.8	2	16	0

KICKOFF RETURNS	NO	YDS	AVG	FC	LG	TD
D.Reynaud	2	56	28.0	0	35	0
[TOUCHBACK]	3	0	0.0	0	0	0
Total	2	56	28.0	0	35	0

Houston Texans

FUMBLES	FUM	LOST	OWN-REC	YDS	TD	FORCED	OPP-REC	YDS	TD	OUT-BDS
A.Foster	1	0	1	0	0	0	0	0	0	0
A.Smith	0	0	0	0	0	1	1	0	0	0
J.Watt	0	0	0	0	0	1	0	0	0	0
T.Dobbins	0	0	0	0	0	0	1	0	0	0
W.Mercilus	0	0	0	0	0	0	1	0	0	0
Total	1	0	1	0	0	2	3	0	0	0

Tennessee Titans

FUMBLES	FUM	LOST	OWN-REC	YDS	TD	FORCED	OPP-REC	YDS	TD	OUT-BDS
J.Locker	2	2	0	0	0	0	0	0	0	0
C.Johnson	1	1	0	0	0	0	0	0	0	0
J.Casey	0	0	0	0	0	1	0	0	0	0
Total	3	3	0	0	0	1	0	0	0	0

Final Team Statistics

	Visitor Texans	Home Titans
TOTAL FIRST DOWNS	16	17
By Rushing	5	2
By Passing	11	12
By Penalty	0	3
THIRD DOWN EFFICIENCY	4-17-24%	4-15-27%
FOURTH DOWN EFFICIENCY	1-1-100%	0-2-0%
TOTAL NET YARDS	332	354
Total Offensive Plays (inc. times thrown passing)	70	68
Average gain per offensive play	4.7	5.2
NET YARDS RUSHING	125	89
Total Rushing Plays	35	17
Average gain per rushing play	3.6	5.2
Tackles for a loss-number and yards	0-0	3-8
NET YARDS PASSING	207	265
Times thrown - yards lost attempting to pass	0-0	6-44
Gross yards passing	207	309
PASS ATTEMPTS-COMPLETIONS-HAD INTERCEPTED	35-21-0	45-21-3
Avg gain per pass play (inc.# thrown passing)	5.9	5.2
KICKOFFS Number-In End Zone-Touchbacks	5-3-3	3-2-2
PUNTS Number and Average	10-48.8	6-50.5
Had Blocked	0	0
FGs - PATs Had Blocked	0-0	0-0
Net Punting Average	40.3	39.3
TOTAL RETURN YARDAGE (Not Including Kickoffs)	94	65
No. and Yards Punt Returns	4-67	6-65
No. and Yards Kickoff Returns	1-14	2-56
No. and Yards Interception Returns	3-27	0-0
PENALTIES Number and Yards	11-97	4-35
FUMBLES Number and Lost	1-0	3-3
TOUCHDOWNS	3	1
Rushing	1	0
Passing	2	1
EXTRA POINTS Made-Attempts	3-3	1-1
Kicking Made-Attempts	3-3	1-1
FIELD GOALS Made-Attempts	1-1	1-1
RED ZONE EFFICIENCY	2-2-100%	0-2-0%
GOAL TO GO EFFICIENCY	2-2-100%	0-0-0%
SAFETIES	0	0
FINAL SCORE	24	10
TIME OF POSSESSION	33:48	26:12

Ball Possession And Drive Chart

Houston Texans

#	Time Recd	Time Lost	Time Poss	How Ball Obtained	Drive Began	# Play	Yds Gain	Yds Pen	Net Yds	1st Down	Last Scrm	How Given Up
1	15:00	12:29	2:31	Kickoff	HST 20	6	80	0	80	3	HST 46	Touchdown
2	9:30	5:39	3:51	Kickoff	HST 20	8	31	0	31	2	TEN 49	Punt
3	4:28	2:34	1:54	Punt	HST 25	5	19	0	19	1	HST 44	Punt
4	2:07	0:19	1:48	Punt	TEN 20	5	20	0	20	2	* TEN 5	Touchdown
5	13:35	11:57	1:38	Punt	HST 19	3	6	0	6	0	HST 25	Punt
6	10:46	8:42	2:04	Fumble	HST 37	3	13	-10	3	0	HST 40	Punt
7	8:35	7:48	0:47	Interception	TEN 3	2	3	0	3	1	* TEN 2	Touchdown
8	2:17	0:28	1:49	Punt	HST 1	6	50	-5	45	2	HST 46	Punt
9	12:55	9:20	3:35	Punt	HST 29	6	31	-20	11	1	HST 40	Punt
10	9:01	6:54	2:07	Fumble	TEN 36	4	4	0	4	0	TEN 32	Field Goal
11	4:56	3:19	1:37	Punt	HST 25	4	11	0	11	1	HST 36	Punt
12	1:34	13:34	3:00	Kickoff	HST 19	5	20	0	20	1	HST 39	Punt
13	10:33	7:26	3:07	Fumble	HST 22	5	18	0	18	1	HST 40	Punt
14	4:28	2:25	2:03	Downs	HST 33	6	29	0	29	1	TEN 38	Punt
15	1:57	0:00	1:57	Interception	TEN 46	3	-3	0	-3	0	TEN 48	End of Game

(545) Average HST 36

Tennessee Titans

#	Time Recd	Time Lost	Time Poss	How Ball Obtained	Drive Began	# Play	Yds Gain	Yds Pen	Net Yds	1st Down	Last Scrm	How Given Up
1	12:29	9:30	2:59	Kickoff	TEN 22	7	59	0	59	2	* HST 19	Field Goal
2	5:39	4:28	1:11	Punt	TEN 5	3	2	0	2	0	TEN 7	Punt
3	2:34	2:07	0:27	Punt	TEN 10	3	0	0	0	0	TEN 10	Punt
4	0:19	13:35	1:44	Kickoff	TEN 20	6	9	0	9	1	TEN 29	Punt
5	11:57	10:46	1:11	Punt	TEN 30	4	33	0	33	2	HST 33	Fumble
6	8:42	8:35	0:07	Punt	TEN 10	1	0	0	0	0	TEN 10	Interception
7	7:48	2:17	5:31	Kickoff	TEN 20	10	39	0	39	3	HST 41	Punt
8	0:28	0:00	0:28	Punt	TEN 22	3	2	5	7	1	TEN 29	Interception
9	15:00	12:55	2:05	Kickoff	TEN 36	3	1	0	1	0	TEN 37	Punt
10	9:20	9:01	0:19	Punt	TEN 19	3	15	0	15	0	TEN 19	Fumble
11	6:54	4:56	1:58	Kickoff	TEN 20	3	-7	0	-7	0	TEN 13	Punt
12	3:19	1:34	1:45	Punt	TEN 20	4	90	-10	80	3	HST 34	Touchdown
13	13:34	10:33	3:01	Punt	TEN 19	9	59	0	59	2	* HST 7	Fumble
14	7:26	4:28	2:58	Punt	TEN 23	8	42	2	44	2	HST 33	Downs
15	2:25	1:57	0:28	Punt	TEN 6	2	10	0	10	1	TEN 16	Interception

(282) Average TEN 19

* inside opponent's 20

Time of Possession by Quarter		1st	2nd	3rd	4th	OT	Total
Visitor	Houston Texans	10:04	6:18	8:53	8:33		33:48
Home	Tennessee Titans	4:56	8:42	6:07	6:27		26:12

Kickoff Drive No.-Start Average

Texans: 3 - HST 20

Titans: 5 - TEN 24

Final Defensive Statistics

Houston Texans

Regular Defensive Plays

Special Teams

Misc

	TKL	AST	COMB	SK	/ YDS	TFL	Q	IN	PD	FF	FR	TKL	AST	FF	FR	BL	TKL	AST	FF	FR
B.Harris	5	1	6	0	0	0	0	0	2	0	0	0	0	0	0	0	0	0	0	0
J.Watt	5	0	5	1	6	3	2	0	2	1	0	0	0	0	0	0	0	0	0	0
G.Quin	3	1	4	0	0	0	0	1	2	0	0	0	0	0	0	0	0	0	0	0
R.Carmichael	3	1	4	0	0	0	0	0	1	0	0	1	0	0	0	0	0	0	0	0
D.Sharpton	2	2	4	0	0	0	1	1	1	0	0	0	0	0	0	0	0	0	0	0
B.Ruud	3	0	3	1	8	1	1	0	0	0	0	2	0	0	0	0	0	0	0	0
T.Dobbins	3	0	3	0	0	0	0	1	1	0	1	1	1	0	0	0	0	0	0	0
D.Manning	2	1	3	0	0	0	0	0	1	0	0	0	0	0	0	0	0	0	0	0
W.Mercilus	2	0	2	2	6	2	2	0	0	0	1	0	0	0	0	0	0	0	0	0
A.Smith	2	0	2	1	9	1	1	0	0	1	1	0	0	0	0	0	0	0	0	0
K.Jackson	2	0	2	0	0	0	0	0	2	0	0	0	0	0	0	0	0	0	0	0
S.Cody	2	0	2	0	0	0	0	0	1	0	0	0	0	0	0	0	0	0	0	0
Q.Demps	2	0	2	0	0	0	0	0	1	0	0	0	0	0	0	0	0	0	0	0
J.Crick	2	0	2	0	0	0	0	0	0	0	0	0	0	0	0	0	0	0	0	0
C.Barwin	1	0	1	0	0	0	1	0	0	0	0	0	0	0	0	0	0	0	0	0
B.McCain	0	0	0	0	0	0	0	0	1	0	0	0	0	0	0	0	0	0	0	0
E.Mitchell	0	0	0	0	0	0	0	0	1	0	0	0	0	0	0	0	0	0	0	0
J.Nading	0	0	0	0	0	0	0	0	0	0	0	1	0	0	0	0	0	0	0	0
B.Braman	0	0	0	0	0	0	0	0	0	0	0	1	0	0	0	0	0	0	0	0
S.Keo	0	0	0	0	0	0	0	0	0	0	0	1	0	0	0	0	0	0	0	0
D.Posey	0	0	0	0	0	0	0	0	0	0	0	0	1	0	0	0	0	0	0	0
A.Foster	0	0	0	0	0	0	0	0	0	0	0	0	0	0	0	0	0	0	0	1
Team Sacks	1	0	0	1	15			0	0	0	0	0	0	0	0	0	0	0	0	0
Total	40	6	45	6	44	7	8	3	16	2	3	7	2	0	0	0	0	0	0	1

TKL = Tackle AST = Assist COMB = Combined QH=QB Hit IN = Interception PD = Pass Defense FF = Forced Fumble FR = Fumble Recovery

Tennessee Titans

Regular Defensive Plays

Special Teams

Misc

	TKL	AST	COMB	SK	/ YDS	TFL	QH	IN	PD	FF	FR	TKL	AST	FF	FR	BL	TKL	AST	FF	FR
T.Shaw	5	2	7	0	0	0	0	0	0	0	0	1	0	0	0	0	0	0	0	0
J.Babineaux	5	1	6	0	0	0	0	0	1	0	0	0	0	0	0	0	0	0	0	0
J.McCourty	5	0	5	0	0	1	0	0	1	0	0	0	0	0	0	0	0	0	0	0
S.Marks	5	0	5	0	0	1	0	0	0	0	0	0	0	0	0	0	0	0	0	0
Z.Brown	4	1	5	0	0	0	0	0	0	0	0	0	0	0	0	0	0	0	0	0
J.Casey	2	3	5	0	0	0	0	0	0	1	0	0	0	0	0	0	0	0	0	0
W.Witherspoon	4	0	4	0	0	0	0	0	0	0	0	0	0	0	0	0	0	0	0	0
D.Morgan	2	2	4	0	0	0	0	0	0	0	0	0	0	0	0	0	0	0	0	0
A.Verner	3	0	3	0	0	0	0	0	1	0	0	0	0	0	0	0	0	0	0	0
M.Griffin	3	0	3	0	0	0	0	0	0	0	0	0	0	0	0	0	0	0	0	0
A.Ayers	2	1	3	0	0	0	1	0	2	0	0	0	0	0	0	0	0	0	0	0
M.Martin	2	0	2	0	0	0	0	0	0	0	0	0	0	0	0	0	0	0	0	0
J.Wynn	1	0	1	0	0	0	0	0	0	0	0	0	0	0	0	0	0	0	0	0
S.Solomon	1	0	1	0	0	0	0	0	0	0	0	0	0	0	0	0	0	0	0	0
R.Johnson	0	1	1	0	0	0	0	0	0	0	0	0	0	0	0	0	0	0	0	0
K.Wimbley	0	1	1	0	0	0	0	0	0	0	0	0	0	0	0	0	0	0	0	0
C.Stevens	0	0	0	0	0	0	0	0	0	0	0	1	1	0	0	0	0	0	0	0
B.Kern	0	0	0	0	0	0	0	0	0	0	0	1	0	0	0	0	0	0	0	0
T.Wilson	0	0	0	0	0	0	0	0	0	0	0	1	0	0	0	0	0	0	0	0
T.Thompson	0	0	0	0	0	0	0	0	0	0	0	0	1	0	0	0	0	0	0	0
K.Britt	0	0	0	0	0	0	0	0	0	0	0	0	0	0	0	0	2	0	0	0
J.Locker	0	0	0	0	0	0	0	0	0	0	0	0	0	0	0	0	1	0	0	0
D.Lutui	0	0	0	0	0	0	0	0	0	0	0	0	0	0	0	0	1	0	0	0
Total	44	12	56	0	0	2	1	0	5	1	0	4	2	0	0	0	4	0	0	0

First Half Summary

PERIOD SCORES			TIME OF POSSESSION		
Texans	14	7 = 21	Texans	16:22	
Titans	3	0 = 3	Titans	13:38	

Scoring Plays					
Team	Qtr	Time	Play Description (Extra Point) (Drive Info)	Visitor	Home
Texans	1	12:29	L.Jean 54 yd. pass from M.Schaub (S.Graham kick) (6-80, 2:31)	7	0
Titans	1	9:30	R.Bironas 37 yd. Field Goal (7-59, 2:59)	7	3
Texans	1	0:19	J.Casey 5 yd. pass from M.Schaub (S.Graham kick) (5-20, 1:48)	14	3
Texans	2	7:48	A.Foster 2 yd. run (S.Graham kick) (2-3, 0:47)	21	3

	Houston Texans	Tennessee Titans
TOTAL FIRST DOWNS	11	9
First Downs Rushing-Passing-by Penalty	3 - 8 - 0	2 - 5 - 2
THIRD DOWN EFFICIENCY	2-8-25%	2-8-25%
TOTAL NET YARDS	222	144
Total Offensive Plays	38	36
NET YARDS RUSHING	55	55
NET YARDS PASSING	167	89
Gross Yards Passing	167	96
Times thrown-yards lost attempting to pass	0-0	2-7
Pass Attempts-Completions-Had Intercepted	24 - 15 - 0	22 - 8 - 2
Punts-Number and Average	5 - 47.6	4 - 53.5
Penalties-Number and Yards	5 - 35	1 - 5
Fumbles-Number and Lost	0 - 0	1 - 1
Red Zone Efficiency	2-2-100%	0-1-0%
Average Drive Start	HST 37	TEN 17

Houston Texans										Tennessee Titans															
RUSHING					ATT	YDS	AVG	LG	TD	RUSHING					ATT	YDS	AVG	LG	TD						
J.Forsett					6	25	4.2	11	0	C.Johnson					10	37	3.7	26	0						
A.Foster					6	15	2.5	6	1	J.Locker					2	18	9.0	15	0						
M.Schaub					1	8	8.0	8	0																
B.Tate					1	7	7.0	7	0																
Total					14	55	3.9	11	1	Total					12	55	4.6	26	0						
PASSING					ATT	CMP	YDS	SK/YD	TD	LG	IN	RT	PASSING					ATT	CMP	YDS	SK/YD	TD	LG	IN	RT
M.Schaub					24	15	167	0/0	2	54	0	110.9	J.Locker					22	8	96	2/7	0	25	2	12.7
Total					24	15	167	0/0	2	54	0	110.9	Total					22	8	96	2/7	0	25	2	12.7
PASS RECEIVING					TAR	REC	YDS	AVG	LG	TD	PASS RECEIVING					TAR	REC	YDS	AVG	LG	TD				
A.Johnson					6	5	56	11.2	21	0	J.Cook					7	2	32	16.0	25	0				
A.Foster					3	3	11	3.7	6	0	D.Williams					3	2	24	12.0	18	0				
O.Daniels					6	2	24	12.0	14	0	C.Johnson					3	2	8	4.0	5	0				
K.Walter					3	2	10	5.0	6	0	N.Washington					3	1	19	19.0	19	0				
L.Jean					1	1	54	54.0	54	1	K.Wright					3	1	13	13.0	13	0				
G.Graham					1	1	7	7.0	7	0	K.Britt					2	0	0	0.0	0	0				
J.Casey					3	1	5	5.0	5	1	T.Thompson					1	0	0	0.0	0	0				
K.Martin					1	0	0	0.0	0	0															
Total					24	15	167	11.1	54	2	Total					22	8	96	12.0	25	0				

Houston Texans				Regular Defensive Plays									Special Teams						Misc			
	TKL	AST	COMB	SK	/ YDS	TFL	Q	IN	PD	FF	FR	TKL	AST	FF	FR	BL	TKL	AST	FF	FR		
J.Watt	4	0	4	1	6	2	2	0	1	1	0	0	0	0	0	0	0	0	0	0		
B.Harris	3	0	3	0	0	0	0	0	2	0	0	0	0	0	0	0	0	0	0	0		
J.Crick	2	0	2	0	0	0	0	0	0	0	0	0	0	0	0	0	0	0	0	0		
T.Dobbins	2	0	2	0	0	0	0	1	1	0	0	1	1	0	0	0	0	0	0	0		
Total	11	0	11	1	6	2	2	1	4	1	0	1	1	0	0	0	0	0	0	0		

First Half Summary

Tennessee Titans		Regular Defensive Plays											Special Teams					Misc			
	TKL	AST	COMB	SK	/ YDS	TFL	QH	IN	PD	FF	FR		TKL	AST	FF	FR	BL	TKL	AST	FF	FR
T.Shaw	4	2	6	0	0	0	0	0	0	0	0		1	0	0	0	0	0	0	0	0
Z.Brown	4	1	5	0	0	0	0	0	0	0	0		0	0	0	0	0	0	0	0	0
J.McCourty	3	0	3	0	0	0	0	0	1	0	0		0	0	0	0	0	0	0	0	0
J.Babineaux	2	0	2	0	0	0	0	0	1	0	0		0	0	0	0	0	0	0	0	0
Total	13	3	16	0	0	0	0	0	2	0	0		1	0	0	0	0	0	0	0	0

HST wins toss, elects to Receive, and TEN elects to defend the South goal.

R.Bironas kicks 65 yards from TEN 35 to end zone, Touchback.

Houston Texans at 15:00

1-10-HST 20	(15:00) M.Schaub pass short right to O.Daniels to HST 34 for 14 yards (J.Babineaux).	P1
<u>1-10-HST 34</u>	(14:26) M.Schaub pass short left to K.Walter ran ob at HST 38 for 4 yards.	
2-6-HST 38	(13:53) M.Schaub pass short left to K.Walter to HST 44 for 6 yards (A.Verner).	P2
<u>1-10-HST 44</u>	(13:21) M.Schaub pass incomplete short right to O.Daniels (A.Ayers).	
2-10-HST 44	(13:17) A.Foster left tackle to HST 46 for 2 yards (W.Witherspoon).	
3-8-HST 46	(12:39) (Shotgun) M.Schaub pass short left to L.Jean for 54 yards, TOUCHDOWN.	P3
	<i>Penalty on TEN-D.Morgan, Defensive Offside, declined.</i>	
	S.Graham extra point is GOOD, Center-J.Weeks, Holder-D.Jones.	

HST 7 TEN 0, 6 plays, 80 yards, 2:31 drive, 2:31 elapsed

S.Graham kicks 64 yards from HST 35 to TEN 1. D.Reynaud to TEN 22 for 21 yards (R.Carmichael).

Tennessee Titans at 12:29, (1st play from scrimmage 12:23)

1-10-TEN 22	(12:23) C.Johnson up the middle to TEN 25 for 3 yards (S.Cody).	
2-7-TEN 25	(11:50) J.Locker pass deep left to J.Cook to 50 for 25 yards (D.Manning).	P1
<u>1-10-50</u>	(11:08) (Shotgun) C.Johnson up the middle pushed ob at HST 24 for 26 yards (K.Jackson). TEN-D.Stewart was injured during the play.	R2
<u>1-10-HST 24</u>	(10:50) C.Johnson right guard to HST 24 for no gain (T.Dobbins).	
2-10-HST 24	(10:17) J.Locker pass short right to C.Johnson to HST 19 for 5 yards (D.Sharpton).	
3-5-HST 19	(9:40) (Shotgun) J.Locker pass incomplete deep left to K.Britt.	
4-5-HST 19	(9:35) (Field Goal formation) R.Bironas 37 yard field goal is GOOD, Center-B.Brinkley, Holder-B.Kern.	

HST 7 TEN 3, 7 plays, 59 yards, 2:59 drive, 5:30 elapsed

R.Bironas kicks 65 yards from TEN 35 to end zone, Touchback.

Houston Texans at 9:30

1-10-HST 20	(9:30) J.Forsett left tackle to HST 22 for 2 yards (D.Morgan; T.Shaw).	
2-8-HST 22	(8:51) J.Forsett right tackle to HST 33 for 11 yards (Z.Brown; R.Johnson).	R4
<u>1-10-HST 33</u>	(8:11) M.Schaub pass short right to A.Foster to HST 35 for 2 yards (J.McCourty).	
2-8-HST 35	(7:31) M.Schaub pass incomplete deep right to K.Walter (J.McCourty).	
3-8-HST 35	(7:26) (Shotgun) M.Schaub pass short right to O.Daniels to HST 45 for 10 yards (M.Martin).	P5
<u>1-10-HST 45</u>	(6:55) J.Forsett right tackle to TEN 49 for 6 yards (T.Shaw).	
2-4-TEN 49	(6:26) J.Forsett left guard to TEN 49 for no gain (Z.Brown).	
3-4-TEN 49	(5:49) (Shotgun) M.Schaub pass incomplete short left to K.Martin.	
4-4-TEN 49	(5:46) (Punt formation) D.Jones punts 44 yards to TEN 5, Center-J.Weeks, fair catch by D.Reynaud.	

Tennessee Titans at 5:39

1-10-TEN 5	(5:39) J.Locker pass incomplete short right to N.Washington (B.McCain).	
2-10-TEN 5	(5:33) C.Johnson right guard to TEN 7 for 2 yards (D.Sharpton).	
3-8-TEN 7	(4:51) (Shotgun) J.Locker pass incomplete short right to N.Washington (B.Harris).	
4-8-TEN 7	(4:44) (Punt formation) B.Kern punts 70 yards to HST 23, Center-B.Brinkley. K.Martin to HST 41 for 18 yards (T.Shaw).	
	<i>PENALTY on HST-B.Harris, Illegal Block Above the Waist, 10 yards, enforced at HST 35.</i>	

Houston Texans at 4:28

1-10-HST 25	(4:28) M.Schaub pass incomplete short right to J.Casey.	
2-10-HST 25	(4:26) M.Schaub pass short middle to A.Johnson to HST 40 for 15 yards (J.McCourty).	P6
<u>1-10-HST 40</u>	(3:53) A.Foster left guard to HST 41 for 1 yard (Z.Brown).	
2-9-HST 41	(3:24) M.Schaub pass incomplete short right to O.Daniels (J.Babineaux).	
3-9-HST 41	(3:19) (Shotgun) M.Schaub pass short right to A.Johnson to HST 44 for 3 yards (S.Marks).	
4-6-HST 44	(2:47) (Punt formation) D.Jones punts 50 yards to TEN 6, Center-J.Weeks. D.Reynaud to TEN 10 for 4 yards (D.Posey; T.Dobbins).	

Tennessee Titans at 2:34

1-10-TEN 10	(2:34) J.Locker pass incomplete short right to K.Wright (B.Harris).	
2-10-TEN 10	(2:28) (Shotgun) J.Locker pass incomplete short left to K.Britt (K.Jackson).	
3-10-TEN 10	(2:25) (Shotgun) J.Locker pass incomplete short middle to J.Cook (G.Quin).	

Houston Texans vs Tennessee Titans at LP Field

4-10-TEN 10 (2:21) (Punt formation) B.Kern punts 52 yards to HST 38, Center-B.Brinkley. K.Martin pushed ob at TEN 20 for 42 yards (B.Kern).

Houston Texans at 2:07

1-10-TEN 20 (2:07) A.Foster left tackle to TEN 17 for 3 yards (Z.Brown). HST-D.Brown was injured during the play.

2-7-TEN 17 (1:29) M.Schaub pass incomplete deep middle to O.Daniels.

3-7-TEN 17 (1:25) (Shotgun) M.Schaub pass short left to A.Foster pushed ob at TEN 11 for 6 yards (M.Griffin).

Timeout #1 by HST at 01:04.

4-1-TEN 11 (1:04) A.Foster left end to TEN 5 for 6 yards (Z.Brown).

R7

1-5-TEN 5 (:24) M.Schaub pass short right to J.Casey for 5 yards, TOUCHDOWN.

P8

S.Graham extra point is GOOD, Center-J.Weeks, Holder-D.Jones.

HST 14 TEN 3, 5 plays, 20 yards, 1:48 drive, 14:41 elapsed

S.Graham kicks 65 yards from HST 35 to end zone, Touchback.

Tennessee Titans at 0:19

1-10-TEN 20 (:19) J.Locker pass incomplete short right to T.Thompson.

2-10-TEN 20 (:15) C.Johnson left guard to TEN 24 for 4 yards (J.Crick).

END OF QUARTER

		Time Poss	First Downs				Efficiencies	
	Score		R	P	X	T	3 Down	4 Down
Houston Texans	14	10:04	2	6	0	8	2/5	1/1
Tennessee Titans	3	4:56	1	1	0	2	0/3	0/0

Tennessee Titans continued.

3-6-TEN 24	(15:00) (Shotgun) J.Locker pass short right to J.Cook to TEN 31 for 7 yards (G.Quin).	P3
<u>1-10-TEN 31</u>	(14:25) C.Johnson up the middle to TEN 29 for -2 yards (J.Watt).	
2-12-TEN 29	(13:51) (Shotgun) J.Locker pass incomplete short left to C.Johnson.	
3-12-TEN 29	(13:47) (Shotgun) J.Locker pass incomplete short left to J.Cook.	
4-12-TEN 29	(13:41) (Punt formation) B.Kern punts 52 yards to HST 19, Center-B.Brinkley, out of bounds.	

Houston Texans at 13:35

1-10-HST 19	(13:35) J.Forsett right tackle to HST 22 for 3 yards (T.Shaw).	
2-7-HST 22	(12:56) J.Forsett right tackle to HST 25 for 3 yards (J.Casey; D.Morgan).	
3-4-HST 25	(12:15) M.Schaub pass incomplete short middle to A.Johnson (A.Verner).	
4-4-HST 25	(12:09) (Punt formation) D.Jones punts 55 yards to TEN 20, Center-J.Weeks. D.Reynaud to TEN 30 for 10 yards (T.Dobbins).	

Tennessee Titans at 11:57

1-10-TEN 30	(11:57) (Shotgun) J.Locker pass short left to D.Williams to TEN 48 for 18 yards (D.Manning).	P4
<u>1-10-TEN 48</u>	(11:34) (No Huddle, Shotgun) J.Locker pass incomplete short middle to J.Cook (E.Mitchell).	
2-10-TEN 48	(11:30) J.Locker pass deep middle to N.Washington to HST 33 for 19 yards (K.Jackson).	P5
<u>1-10-HST 33</u>	(10:56) C.Johnson right end to HST 37 for -4 yards (J.Watt). FUMBLES (J.Watt), RECOVERED by HST-A.Smith at HST 37.	

Houston Texans at 10:46

1-10-HST 37	(10:46) B.Tate right end to HST 44 for 7 yards (T.Shaw).	
2-3-HST 44	(10:08) B.Tate right tackle to 50 for 6 yards (A.Ayers).	
	<i>PENALTY on HST-B.Jones, Offensive Holding, 10 yards, enforced at HST 44 - No Play.</i>	
2-13-HST 34	(9:37) M.Schaub pass short right to A.Johnson to HST 40 for 6 yards (J.McCourty).	
3-7-HST 40	(8:54) (Shotgun) M.Schaub pass incomplete short left to O.Daniels [A.Ayers].	
	<i>Penalty on HST-R.Harris, Offensive Holding, declined.</i>	
4-7-HST 40	(8:50) (Punt formation) D.Jones punts 50 yards to TEN 10, Center-J.Weeks, fair catch by D.Reynaud.	

Tennessee Titans at 8:42

1-10-TEN 10	(8:42) J.Locker pass short middle intended for J.Cook INTERCEPTED by T.Dobbins (S.Cody) at TEN 10. T.Dobbins to TEN 3 for 7 yards (J.Locker). Timeout #1 by TEN at 08:35.	
-------------	--	--

Houston Texans at 8:35

1-3-TEN 3	(8:35) A.Foster left guard to TEN 2 for 1 yard (T.Shaw; K.Wimbley).	
2-2-TEN 2	(7:53) A.Foster left end for 2 yards, TOUCHDOWN.	R9
	S.Graham extra point is GOOD, Center-J.Weeks, Holder-D.Jones.	

HST 21 TEN 3, 2 plays, 3 yards, 0:47 drive, 7:12 elapsed

S.Graham kicks 65 yards from HST 35 to end zone, Touchback.

Tennessee Titans at 7:48

1-10-TEN 20	(7:48) (Shotgun) C.Johnson up the middle to TEN 23 for 3 yards (J.Watt).	
2-7-TEN 23	(7:15) (Shotgun) J.Locker pass short left to K.Wright to TEN 36 for 13 yards (B.Ruud).	P6
<u>1-10-TEN 36</u>	(6:39) J.Locker sacked at TEN 30 for -6 yards (J.Watt).	
2-16-TEN 30	(6:02) (Shotgun) J.Locker sacked at TEN 25 for -5 yards (A.Smith).	
	<i>Penalty on HST-D.Sharpton, Defensive Holding, offsetting, enforced at TEN 30 - No Play.</i>	
	<i>Penalty on TEN-K.Matthews, Offensive Holding, offsetting.</i>	
2-16-TEN 30	(5:40) (Shotgun) J.Locker pass short left to D.Williams to TEN 36 for 6 yards (B.Harris).	
3-10-TEN 36	(5:01) (Shotgun) J.Locker scrambles right tackle pushed ob at HST 49 for 15 yards (B.Harris).	R7
<u>1-10-HST 49</u>	(4:29) (Shotgun) C.Johnson up the middle to HST 48 for 1 yard (B.Ruud).	
2-9-HST 48	(3:50) (Shotgun) J.Locker scrambles right end pushed ob at HST 45 for 3 yards (J.Crick).	
3-6-HST 45	(3:18) (Shotgun) J.Locker pass incomplete short right to K.Wright.	
	<i>PENALTY on HST-B.Harris, Illegal Contact, 5 yards, enforced at HST 45 - No Play.</i>	X8
<u>1-10-HST 40</u>	(3:14) C.Johnson up the middle to HST 36 for 4 yards (T.Dobbins).	
2-6-HST 36	(2:36) J.Locker pass incomplete short left to J.Cook (D.Manning) [J.Watt].	
3-6-HST 36	(2:31) (Shotgun) J.Locker pass incomplete short right to D.Williams.	
4-6-HST 36	<i>(2:31) (Shotgun) PENALTY on TEN-J.Locker, Delay of Game, 5 yards, enforced at HST 36 - No Play.</i>	
4-11-HST 41	(2:27) (Punt formation) B.Kern punts 40 yards to HST 1, Center-B.Brinkley, downed by TEN-T.Wilson.	

Houston Texans vs Tennessee Titans at LP Field

Houston Texans at 2:17

1-10-HST 1	(2:17) M.Schaub pass short middle to G.Graham to HST 8 for 7 yards (J.Casey; A.Ayers).	
Two-Minute Warning		
2-3-HST 8	(2:00) M.Schaub pass short middle to A.Johnson to HST 29 for 21 yards (T.Shaw).	P10
<u>1-10-HST 29</u>	(1:32) (Shotgun) M.Schaub pass short left to A.Johnson to HST 40 for 11 yards (A.Verner).	P11
	Timeout #2 by HST at 01:24.	
<u>1-10-HST 40</u>	(1:24) M.Schaub pass incomplete short middle to J.Casey.	
2-10-HST 40	(1:19) (Shotgun) <i>PENALTY on HST-M.Schaub, Delay of Game, 5 yards, enforced at HST 40 - No Play.</i>	
2-15-HST 35	(1:19) M.Schaub scrambles up the middle to HST 43 for 8 yards (W.Witherspoon).	
3-7-HST 43	(:45) (Shotgun) M.Schaub pass short right to A.Foster pushed ob at HST 46 for 3 yards (J.Babineaux).	
4-4-HST 46	(:39) (Punt formation) D.Jones punts 39 yards to TEN 15, Center-J.Weeks. D.Reynaud to TEN 22 for 7 yards (J.Nading).	

Tennessee Titans at 0:28

1-10-TEN 22	(:28) (Shotgun) J.Locker pass short middle to J.Cook to TEN 29 for 7 yards (G.Quin).	
	<i>PENALTY on HST-J.Watt, Illegal Use of Hands, 5 yards, enforced at TEN 22 - No Play.</i>	X9
<u>1-10-TEN 27</u>	(:22) J.Locker sacked at TEN 26 for -1 yards (W.Mercilus).	
	Timeout #2 by TEN at 00:16.	
2-11-TEN 26	(:16) (Shotgun) J.Locker pass short right to C.Johnson ran ob at TEN 29 for 3 yards (B.Harris).	
3-8-TEN 29	(:10) (Shotgun) J.Locker pass short right intended for K.Wright INTERCEPTED by G.Quin (J.Watt) [C.Barwin] at TEN 41. G.Quin to TEN 19 for 22 yards (K.Britt).	

END OF QUARTER

	Score	Time Poss	First Downs				Efficiencies	
			R	P	X	T	3 Down	4 Down
Houston Texans	21	6:18	1	2	0	3	0/3	0/0
Tennessee Titans	3	8:42	1	4	2	7	2/5	0/0

Third Quarter

TEN elects to Receive, and HST elects to defend the South goal.

S.Graham kicks 64 yards from HST 35 to TEN 1. D.Reynaud to TEN 36 for 35 yards (B.Braman).

Tennessee Titans at 15:00, (1st play from scrimmage 14:50)

- 1-10-TEN 36 (14:50) C.Johnson right tackle to TEN 34 for -2 yards (J.Watt).
- 2-12-TEN 34 (14:15) J.Locker sacked at TEN 25 for -9 yards (A.Smith).
- 3-21-TEN 25 (13:48) (Shotgun) C.Johnson up the middle to TEN 37 for 12 yards (G.Quin).
- 4-9-TEN 37 (13:07) (Punt formation) B.Kern punts 47 yards to HST 16, Center-B.Brinkley. K.Martin to HST 29 for 13 yards (T.Thompson; C.Stevens).

Houston Texans at 12:55

- 1-10-HST 29 (12:55) M.Schaub pass incomplete short middle to O.Daniels (A.Ayers).
- 2-10-HST 29 (12:52) A.Foster left guard to HST 36 for 7 yards (D.Morgan).
- 3-3-HST 36 (12:17) (Shotgun) M.Schaub pass short right to A.Foster to HST 44 for 8 yards (J.Casey; J.Babineaux).
- 1-10-HST 44 (11:34) J.Forsett right tackle to HST 46 for 2 yards (T.Shaw).
- 2-8-HST 46 (11:00) M.Schaub pass short left to L.Jean ran ob at TEN 41 for 13 yards.
PENALTY on HST-L.Jean, Offensive Pass Interference, 10 yards, enforced at HST 46 - No Play.
- 2-18-HST 36 (10:38) A.Foster left guard to HST 46 for 10 yards (W.Witherspoon).
PENALTY on HST-W.Smith, Offensive Holding, 10 yards, enforced at HST 36 - No Play.
- 2-28-HST 26 (10:13) J.Forsett left end to HST 40 for 14 yards (M.Griffin).
- 3-14-HST 40 (9:39) M.Schaub pass incomplete short right to O.Daniels.
- 4-14-HST 40 (9:32) (Punt formation) D.Jones punts 46 yards to TEN 14, Center-J.Weeks. D.Reynaud to TEN 35 for 21 yards (B.Ruud).
PENALTY on TEN-M.Griffin, Illegal Block Above the Waist, 10 yards, enforced at TEN 29.

P12

Tennessee Titans at 9:20

- 1-10-TEN 19 (9:20) J.Locker pass incomplete short right to J.Cook (J.Watt).
- 2-10-TEN 19 (9:17) J.Locker pass incomplete short right to K.Britt. TEN-M.Roos was injured during the play.
- 3-10-TEN 19 (9:13) (Shotgun) J.Locker scrambles left guard to TEN 34 for 15 yards (A.Smith). FUMBLES (A.Smith), RECOVERED by HST-W.Mercilus at TEN 36.
The Replay Assistant challenged the fumble ruling, and the play was Upheld.

Houston Texans at 9:01

- 1-10-TEN 36 (9:01) A.Foster left guard to TEN 30 for 6 yards (W.Witherspoon).
- 2-4-TEN 30 (8:23) A.Foster left guard to TEN 28 for 2 yards (J.Casey). FUMBLES (J.Casey), and recovers at TEN 28. A.Foster to TEN 28 for no gain (S.Marks).
- 3-2-TEN 28 (7:42) M.Schaub pass short right to A.Foster to TEN 32 for -4 yards (J.McCourtly).
- 4-6-TEN 32 (7:00) (Field Goal formation) S.Graham 50 yard field goal is GOOD, Center-J.Weeks, Holder-D.Jones.

HST 24 TEN 3, 4 plays, 4 yards, 2:07 drive, 8:06 elapsed

S.Graham kicks 65 yards from HST 35 to end zone, Touchback.

Tennessee Titans at 6:54

- 1-10-TEN 20 (6:54) (Shotgun) J.Locker sacked at TEN 12 for -8 yards (B.Ruud).
Penalty on TEN-D.Lutui, Offensive Holding, declined.
- 2-18-TEN 12 (6:29) (Shotgun) J.Locker pass short left to K.Wright to TEN 18 for 6 yards (G.Quin).
- 3-12-TEN 18 (5:49) J.Locker sacked at TEN 13 for -5 yards (W.Mercilus).
- 4-17-TEN 13 (5:08) (Punt formation) B.Kern punts 42 yards to HST 45, Center-B.Brinkley. K.Martin pushed ob at TEN 47 for 8 yards (C.Stevens).
PENALTY on HST-R.Carmichael, Personal Foul, 15 yards, enforced at HST 40.

Houston Texans at 4:56

- 1-10-HST 25 (4:56) J.Forsett right end to HST 36 for 11 yards (M.Griffin).
- 1-10-HST 36 (4:22) J.Forsett left end to HST 36 for no gain (S.Marks).
- 2-10-HST 36 (3:40) M.Schaub pass incomplete short right to A.Johnson.
- 3-10-HST 36 (3:33) (Shotgun) M.Schaub pass incomplete short left to O.Daniels.
- 4-10-HST 36 (3:27) (Punt formation) D.Jones punts 64 yards to end zone, Center-J.Weeks, Touchback.

R13

Tennessee Titans at 3:19

- 1-10-TEN 20 (3:19) J.Locker pass short left to K.Britt to TEN 26 for 6 yards (G.Quin; D.Sharpton).
- 2-4-TEN 26 (2:54) (No Huddle, Shotgun) J.Locker pass short right to J.Cook to TEN 38 for 12 yards (B.Harris; D.Manning).
- 1-10-TEN 38 (2:30) (No Huddle, Shotgun) J.Locker pass deep right to K.Wright to HST 24 for 38 yards (B.Harris).
- 1-10-HST 24 (2:01) (No Huddle, Shotgun) J.Locker pass short middle to J.Cook to HST 3 for 21 yards (G.Quin; K.Jackson).

P10

P11

Houston Texans vs Tennessee Titans at LP Field

PENALTY on TEN-K.Matthews, Offensive Holding, 10 yards, enforced at HST 24 - No Play.

1-20-HST 34

(1:40) (Shotgun) J.Locker pass deep right to K.Britt for 34 yards, TOUCHDOWN.

P12

R.Bironas extra point is GOOD, Center-B.Brinkley, Holder-B.Kern.

HST 24 TEN 10, 4 plays, 80 yards, 1:45 drive, 13:26 elapsed

R.Bironas kicks 60 yards from TEN 35 to HST 5. K.Martin to HST 19 for 14 yards (T.Wilson).

Houston Texans at 1:34, (1st play from scrimmage 1:28)

1-10-HST 19

(1:28) A.Foster left guard to HST 21 for 2 yards (A.Ayers).

2-8-HST 21

(:52) M.Schaub pass deep middle to O.Daniels to HST 40 for 19 yards (J.Babineaux).

P14

1-10-HST 40

(:13) A.Foster left end to HST 40 for no gain (A.Verner).

END OF QUARTER

	Score	Time Poss	First Downs				Efficiencies	
			R	P	X	T	3 Down	4 Down
Houston Texans	24	8:53	1	2	0	3	1/4	0/0
Tennessee Titans	10	6:07	0	3	0	3	0/3	0/0

Fourth Quarter

Houston Texans continued.

- 2-10-HST 40 (15:00) M.Schaub pass short middle to M.Schaub to HST 34 for -6 yards (S.Marks).
- 3-16-HST 34 (14:22) (Shotgun) M.Schaub pass short middle to K.Walter to HST 39 for 5 yards (W.Witherspoon).
- 4-11-HST 39 (13:45) (Punt formation) D.Jones punts 55 yards to TEN 6, Center-J.Weeks. D.Reynaud to TEN 19 for 13 yards (S.Keo).

Tennessee Titans at 13:34

- 1-10-TEN 19 (13:34) (Shotgun) J.Locker pass incomplete short left to N.Washington.
- 2-10-TEN 19 (13:29) (Shotgun) J.Locker pass short middle to C.Johnson to TEN 26 for 7 yards (Q.Demps).
- 3-3-TEN 26 (12:47) (Shotgun) J.Locker pass deep right to N.Washington pushed ob at HST 25 for 49 yards (Q.Demps) [D.Sharpton]. P13
- 1-10-HST 25 (12:21) (Shotgun) C.Johnson right guard to HST 21 for 4 yards (S.Cody).
- 2-6-HST 21 (11:57) J.Locker pass short right to K.Wright to HST 14 for 7 yards (R.Carmichael). P14
- 1-10-HST 14 (11:30) (No Huddle, Shotgun) J.Locker pass short right to J.Cook to HST 7 for 7 yards (R.Carmichael).
- 2-3-HST 7 (10:49) (Shotgun) J.Locker pass incomplete short left to K.Britt (K.Jackson).
- 3-3-HST 7 (10:46) (Shotgun) J.Locker pass incomplete short left to J.Cook.
- 4-3-HST 7 (10:42) (Shotgun) J.Locker sacked at HST 19 for -12 yards. FUMBLES, RECOVERED by HST-T.Dobbins at HST 22. T.Dobbins to HST 22 for no gain (D.Lutui).

Houston Texans at 10:33

- 1-10-HST 22 (10:33) B.Tate right end to HST 30 for 8 yards (S.Marks).
- 2-2-HST 30 (9:50) B.Tate left tackle to HST 33 for 3 yards (J.Wynn). R15
- 1-10-HST 33 (9:05) J.Forsett right guard to HST 35 for 2 yards (A.Ayers).
- 2-8-HST 35 (8:26) J.Forsett left tackle to HST 40 for 5 yards (S.Solomon).
- 3-3-HST 40 (7:41) (Shotgun) M.Schaub pass incomplete short right to K.Martin.
- 4-3-HST 40 (7:38) (Punt formation) D.Jones punts 53 yards to TEN 7, Center-J.Weeks. D.Reynaud to TEN 23 for 16 yards (B.Ruud).

Tennessee Titans at 7:26

- 1-10-TEN 23 (7:26) (Shotgun) J.Locker scrambles up the middle to HST 49 for 28 yards (K.Jackson).
- PENALTY on TEN-K.Matthews, Offensive Holding, 10 yards, enforced at TEN 23 - No Play.*
- 1-20-TEN 13 (6:58) (Shotgun) J.Locker pass short middle to C.Johnson pushed ob at TEN 18 for 5 yards (T.Dobbins).
- 2-15-TEN 18 (6:37) (No Huddle, Shotgun) J.Locker pass short right to K.Wright to TEN 22 for 4 yards (R.Carmichael).
- 3-11-TEN 22 (6:09) (No Huddle, Shotgun) J.Locker pass deep middle to N.Washington to 50 for 28 yards (B.Harris). P15
- 1-10-50 (5:42) (No Huddle, Shotgun) J.Locker pass short right to J.Cook to HST 47 for 3 yards (G.Quin).
- PENALTY on HST, Defensive 12 On-field, 5 yards, enforced at 50 - No Play.*
- 1-5-HST 45 (5:18) (Shotgun) J.Locker pass incomplete deep left to K.Britt.
- 2-5-HST 45 (5:12) (No Huddle, Shotgun) J.Locker pass incomplete short left to N.Washington.
- PENALTY on HST-B.Harris, Defensive Pass Interference, 7 yards, enforced at HST 45 - No Play.* X16
- 1-10-HST 38 (5:09) (No Huddle, Shotgun) J.Locker pass incomplete deep middle to J.Cook.
- 2-10-HST 38 (5:05) (Shotgun) J.Locker scrambles up the middle to HST 33 for 5 yards (C.Barwin).
- 3-5-HST 33 (4:35) (No Huddle, Shotgun) J.Locker pass incomplete short right to K.Wright.
- 4-5-HST 33 (4:31) J.Locker pass incomplete short right to K.Wright (R.Carmichael).

Houston Texans at 4:28

- 1-10-HST 33 (4:28) A.Foster right guard to HST 35 for 2 yards (J.Casey).
- Timeout #1 by TEN at 04:20.
- 2-8-HST 35 (4:20) A.Foster up the middle to HST 37 for 2 yards (D.Morgan).
- Timeout #2 by TEN at 04:16.
- 3-6-HST 37 (4:16) (Shotgun) M.Schaub pass deep right to K.Walter to TEN 45 for 18 yards (J.McCourty). P16
- 1-10-TEN 45 (4:08) J.Forsett right guard to TEN 40 for 5 yards (J.Babineaux).
- Timeout #3 by TEN at 04:01.
- 2-5-TEN 40 (4:01) J.Forsett left end to TEN 40 for no gain (J.Babineaux).
- 3-5-TEN 40 (3:20) (Shotgun) A.Foster up the middle to TEN 38 for 2 yards (M.Martin).
- Timeout #1 by HST at 02:35.
- 4-3-TEN 38 (2:35) (Punt formation) D.Jones punts 32 yards to TEN 6, Center-J.Weeks, downed by HST-D.Posey.

Tennessee Titans at 2:25

- 1-10-TEN 6 (2:25) (Shotgun) J.Locker pass short left to K.Wright to TEN 16 for 10 yards (R.Carmichael; D.Sharpton). P17

Houston Texans vs Tennessee Titans at LP Field

1-10-TEN 16 (2:05) (No Huddle, Shotgun) J.Locker pass short right intended for K.Britt INTERCEPTED by D.Sharpton (Q.Demps) at TEN 29. D.Sharpton to TEN 31 for -2 yards (K.Britt).
PENALTY on HST-A.Smith, Personal Foul, 15 yards, enforced at TEN 31.

The Replay Assistant challenged the incomplete pass ruling, and the play was Upheld.

Houston Texans at 1:57

1-10-TEN 46 (1:57) M.Schaub kneels to TEN 47 for -1 yards.
2-11-TEN 47 (1:16) M.Schaub kneels to TEN 48 for -1 yards.
3-12-TEN 48 (:37) M.Schaub kneels to TEN 49 for -1 yards.

END OF QUARTER	Score	Time Poss	First Downs				Efficiencies	
			R	P	X	T	3 Down	4 Down
Houston Texans	24	8:33	1	1	0	2	1/5	0/0
Tennessee Titans	10	6:27	0	4	1	5	2/4	0/2

Miscellaneous Statistics Report

Houston Texans vs Tennessee Titans

12/2/2012 at LP Field

Ten Longest Plays for Houston Texans

Yards	Qtr	Play Start	Play Description
54	1	3-8-HST 46	(12:39) (Shotgun) M.Schaub pass short left to L.Jean for 54 yards, TOUCHDOWN. Penalty on TEN-D.Morgan, Defensive Offside, declined.
21	2	2-3-HST 8	(2:00) M.Schaub pass short middle to A.Johnson to HST 29 for 21 yards (T.Shaw).
19	3	2-8-HST 21	(:52) M.Schaub pass deep middle to O.Daniels to HST 40 for 19 yards (J.Babineaux).
18	4	3-6-HST 37	(4:16) (Shotgun) M.Schaub pass deep right to K.Walter to TEN 45 for 18 yards (J.McCourty).
15	1	2-10-HST 25	(4:26) M.Schaub pass short middle to A.Johnson to HST 40 for 15 yards (J.McCourty).
14	1	1-10-HST 20	(15:00) M.Schaub pass short right to O.Daniels to HST 34 for 14 yards (J.Babineaux).
14	3	2-28-HST 26	(10:13) J.Forsett left end to HST 40 for 14 yards (M.Griffin).
11	1	2-8-HST 22	(8:51) J.Forsett right tackle to HST 33 for 11 yards (Z.Brown; R.Johnson).
11	2	1-10-HST 29	(1:32) (Shotgun) M.Schaub pass short left to A.Johnson to HST 40 for 11 yards (A.Verner).
11	3	1-10-HST 25	(4:56) J.Forsett right end to HST 36 for 11 yards (M.Griffin).

Ten Longest Plays for Tennessee Titans

Yards	Qtr	Play Start	Play Description
49	4	3-3-TEN 26	(12:47) (Shotgun) J.Locker pass deep right to N.Washington pushed ob at HST 25 for 49 yards (Q.Demps) [D.Sharpton].
38	3	1-10-TEN 38	(2:30) (No Huddle, Shotgun) J.Locker pass deep right to K.Wright to HST 24 for 38 yards (B.Harris).
34	3	1-20-HST 34	(1:40) (Shotgun) J.Locker pass deep right to K.Britt for 34 yards, TOUCHDOWN.
28	4	3-11-TEN 22	(6:09) (No Huddle, Shotgun) J.Locker pass deep middle to N.Washington to 50 for 28 yards (B.Harris).
26	1	1-10-50	(11:08) (Shotgun) C.Johnson up the middle pushed ob at HST 24 for 26 yards (K.Jackson). TEN-D.Stewart was injured during
25	1	2-7-TEN 25	(11:50) J.Locker pass deep left to J.Cook to 50 for 25 yards (D.Manning).
19	2	2-10-TEN 48	(11:30) J.Locker pass deep middle to N.Washington to HST 33 for 19 yards (K.Jackson).
18	2	1-10-TEN 30	(11:57) (Shotgun) J.Locker pass short left to D.Williams to TEN 48 for 18 yards (D.Manning).
15	2	3-10-TEN 36	(5:01) (Shotgun) J.Locker scrambles right tackle pushed ob at HST 49 for 15 yards (B.Harris).
13	2	2-7-TEN 23	(7:15) (Shotgun) J.Locker pass short left to K.Wright to TEN 36 for 13 yards (B.Ruud).

Touchdown Scoring Information

		Offense	Defense	Special Teams
VISITOR	Houston Texans	3	0	0
HOME	Tennessee Titans	1	0	0

Player Scoring Information

Club	Player	TD	Rush TD	Rec TD	KO TD	Punt TD	Int TD	Fum TD	Misc TD	FG	XP	2Pt Rush	2Pt Rec	Sfty	Points
HST	A.Foster	0	1	0	0	0	0	0	0	0	0	0	0	0	6
HST	L.Jean	0	0	1	0	0	0	0	0	0	0	0	0	0	6
HST	J.Casey	0	0	1	0	0	0	0	0	0	0	0	0	0	6
HST	S.Graham	0	0	0	0	0	0	0	0	1	3	0	0	0	6
TEN	K.Britt	0	0	1	0	0	0	0	0	0	0	0	0	0	6
TEN	R.Bironas	0	0	0	0	0	0	0	0	1	1	0	0	0	4

Possession Detail

	First Half		Second Half		Game	
	Visitor	Home	Visitor	Home	Visitor	Home
Largest Lead	18	0	21	0	21	0
Drives Leading	7	0	7	0	14	0
Time of Possession Leading	13:51	0:00	17:26	0:00	31:17	0:00
Largest Deficit	0	-18	0	-21	0	-21
Drives Trailing	0	8	0	7	0	15
Time of Possession Trailing	0:00	13:38	0:00	12:34	0:00	26:12
Times Score Tied Up		0		0		0
Lead Changes		1		0		1



TENNESSEE TITANS (4-7) vs. HOUSTON TEXANS (10-1)
Sunday, December 2, 2012, 12:00 p.m. – LP Field, Nashville, Tenn.



TITANS

2	Rob BIRONAS	K
3	Brett KERN	P
4	Matt HASSELBECK	QB
5	Jake LOCKER	QB
6	Rusty SMITH	QB
7	Kendall WRIGHT	WR
8	Damian WILLIAMS	WR
9	Kenny BRITT	WR
10	Alterraun VERNER	CB
11	Jamie HARPER	RB
12	Coty SENSABAUGH	CB
13	Darius REYNAUD	RB
14	Jordan BABINEAUX	S
15	Chris JOHNSON	RB
16	Ryan MOUTON	CB
17	Jason McCOURTY	CB
18	Robert JOHNSON	S
19	Michael GRIFFIN	S
20	Tracy WILSON	S
21	Tommie CAMPBELL	CB
22	Al AFALAVA	S
23	Quinn JOHNSON	FB
24	Beau BRINKLEY	LS
25	Colin MCCARTHY	LB
26	Zach BROWN	LB
27	Akeem AYERS	LB
28	Patrick BAILEY	LB
29	Xavier ADIBI	LB
30	Tim SHAW	LB
31	Kevin MATTHEWS	C
32	Fernando VELASCO	C/G
33	Kyle De'VAN	T
34	Mike OTTO	G
35	Byron STINGILY	T
36	Michael ROOS	T
37	Deuce LUTUI	G
38	Steve HUTCHINSON	G
39	David STEWART	T
40	Jarius WYNN	DE
41	Taylor THOMPSON	TE
42	Nate WASHINGTON	WR
43	Lavelle HAWKINS	WR
44	Craig STEVENS	TE
45	Jared COOK	TE
46	Scott SOLOMON	DE
47	Derrick MORGAN	DE
48	Will WITHERSPOON	LB
49	Mike MARTIN	DT
50	Sen'Derrick MARKS	DT
51	Kameron WIMBLEY	DE
52	DaJohn HARRIS	DT
53	Karl KLUG	DT
54	Jurrell CASEY	DT

INACTIVES

INACTIVES		

TITANS OFFENSE

WR	85	Nate Washington	13	Kendall Wright	87	Lavelle Hawkins
TE	89	Jared Cook	84	Taylor Thompson		
LT	71	Michael Roos	66	Mike Otto		
LG	73	Steve Hutchinson	62	Kyle DeVan		
C	61	Fernando Velasco	60	Kevin Matthews		
RG	72	Deuce Lutui	62	Kyle DeVan		
RT	76	David Stewart	68	Byron Stingley		
TE/FB	88	Craig Stevens	45	Quinn Johnson (FB)		
WR	18	Kenny Britt	17	Damian Williams		
QB	10	Jake Locker	8	Matt Hasselbeck	11	Rusty Smith
RB	28	Chris Johnson	23	Jamie Harper	25	Darius Reynaud

TEXANS DEFENSE

DE	99	J.J. Watt				
NT	95	Shaun Cody	92	Earl Mitchell	97	Terrell McClain
DE	94	Antonio Smith	93	Jared Crick		
SLB	98	Connor Barwin	50	Bryan Braman	57	Jesse Nading
					(58	Brooks Reed)
MLB	52	Tim Dobbins	51	Darryl Sharpton		
MLB	53	Bradie James	54	Barrett Ruud		
WLB	59	Whitney Mercilus	50	Bryan Braman		
LCB	25	Kareem Jackson	22	Alan Ball	26	Brandon Harris
SS	38	Daniel Manning	27	Quintin Demps		
FS	29	Glover Quin	31	Shiloh Keo		
RCB	24	Johnathan Joseph	21	Brice McCain	20	Roc Carmichael

TITANS SPECIALISTS

K	2	Rob Bironas	6	Brett Kern
KO	2	Rob Bironas	6	Brett Kern
P	6	Brett Kern	2	Rob Bironas
H	6	Brett Kern	8	Matt Hasselbeck
PR	25	Darius Reynaud	17	Damian Williams
KOR	25	Darius Reynaud	87	Lavelle Hawkins
LS	48	Beau Brinkley	60	Kevin Matthews

TITANS PRONUNCIATIONS

Xavier ADIBI.....Ah-DEE-bee
 Al AFALAVA.....ah-fah-LAH-yuh
 Jordan BABINEAUX...bah-BIN-oh
 Rob BIRONAS.....bur-OWN-us
 DAJOHN Harris.....DAY-john
 Karl KLUG.....KLOOG
 Deuce LUTTI.....luh-TWO-ee

TITANS SCHEDULE

Sept. 9	NE L, 13-34
Sept. 16	@ SD L, 10-38
Sept. 23	DET. W, 44-41 OT
Sept. 30	@ HST L, 14-38
Oct. 7	@ MIN L, 7-30
Oct. 11	PIT W, 26-23
Oct. 21	@ BUF W, 35-34
Oct. 28	IND L, 13-19 OT
Nov. 4	CHI L, 20-51
Nov. 11	@ MIA W, 37-3
Nov. 25	@ JAX L, 19-24
Dec. 2	HST
Dec. 9	@ IND
Dec. 17	NYJ
Dec. 23	@ GB
Dec. 30	JAX

TEXANS SCHEDULE

Sept. 9	MIA ... W, 30-10
Sept. 16	@ JAX ... W, 27-7
Sept. 23	@ DEN ... W, 31-25
Sept. 30	TEN ... W, 38-14
Oct. 8	@ NYJ ... W, 23-17
Oct. 14	GB ... L, 24-42
Oct. 21	BAL ... W, 43-13
Nov. 4	BUF ... W, 21-9
Nov. 11	@ CHI ... W, 13-6
Nov. 18	JAX W, 43-37 OT
Nov. 22	@ DET W, 34-31 OT
Dec. 2	@ TEN
Dec. 10	@ NE
Dec. 16	IND
Dec. 23	MIN
Dec. 30	@ IND

TEXANS SPECIALISTS

K	17	Shayne Graham			
KO	17	Shayne Graham			
P	5	Donnie Jones			
H	5	Donnie Jones			
PR	82	Keshawn Martin	28	Justin Forsett	31
KR	82	Keshawn Martin	28	Justin Forsett	31
LS	46	Jon Weeks	86	James Casey	
					Shiloh Keo

TODAY'S OFFICIALS

Referee.....	Tony Corrente (99)
Umpire.....	Fred Bryan (11)
Head Linesman.....	John McGrath (5)
Line Judge.....	Darryll Lewis (130)
Field Judge.....	Gary Cavaletto (60)
Side Judge.....	Allen Baynes (56)
Back Judge.....	Greg Wilson (119)
Replay Official.....	Howard Slavin
Replay Assistant.....	Terr Poulos

TITANS DEFENSE

DE	91	Derrick Morgan	90	Scott Solomon	
DT	94	Sen'Derrick Marks	97	Karl Klug	
DT	99	Jurrell Casey	93	Mike Martin	96
DE	95	Kamaron Wimbley	79	Jarius Wynn	
SLB	56	Akeem Ayers	57	Patrick Bailey	
MLB	52	Colin McCarthy	59	Tim Shaw	
WLB	55	Zach Brown	92	Will Witherspoon	58
CB	20	Alterraun Verner	29	Ryan Mouton	
SS	26	Jordan Babineaux	38	Al Afolaba	35
FS	33	Michael Griffin	32	Robert Johnson	
CB	30	Jason McCourty	37	Tommie Campbell	24
					Coty Sensabaugh

TEXANS OFFENSE

WR	80	Andre Johnson	18	Lestar Jean	
LT	76	Duane Brown	66	Andrew Gardner	
LG	74	Wade Smith	67	Cody White	
C	55	Chris Myers	60	Ben Jones	
RT	60	Ben Jones	62	Antoine Caldwell	79
RG	75	Derek Newton	68	Ryan Harris	
TE	81	Owen Daniels	88	Garrett Graham	
WR	83	Kevin Walter	82	Keshawn Martin	11
QB	8	Matt Schaub	13	T.J. Yates	
FB	86	James Casey	40	Tyler Clutts	
RB	23	Arian Foster	44	Ben Tate	28
					Justin Forsett
					Jonathan Grimes

TEXANS PRONUNCIATIONS

Bryan BRAMAN.....	BRAY-man	GLOVER Quin.....	GLOW-ver
LESTAR JEAN.....		Barrett RUUD.....	RUDE
	Less-TAR JEEN	Matt SCHAUB.....	SHOBB
SHILOH KEO.....	SHY-lo K-yo		
KESHAWN Martin.....	KEY-shawn		
DEVIER POSEY.....			
	Duh-YEER PO-Z		

TEXANS

Donnie JONESF
Matt SCHAUBQB
DeVier POSEYWR
T.J. YATESQB
Shayne GRAHAMK
Lester JEANWR
Roc CARMICHAELCB
Brice MCCAINCB
Alan BALLCB
Arian FOSTERRB
Jonathan JOSEPHCB
Kareem JACKSONCB
Brandon HARRISCB
Quintin DEMPSSS
Justin FORSETTRB
Glover QUINFS
Shilo KEOFS
Daniel MANNINGSS
Tyler CLUTTSFB
Jonathan GRIMESRB
Ben TATERB
Jon WEEKSLS
Bryan BRAMANOLB
Darryl SHARPTONILB
Tim DOBBINSILB
Bradie JAMESILB
Barrett RUUDILB
Chris MYERSC
Jesse NADINGOLB
Brooks REEDOLB
Whitney MERCILUSOLB
Ben JONESG/C
Antoine CALDWELLG
Andrew GARDNERT
Cody WHITEG
Ryan HARRIST
Wade SMITHG
Derek NEWTONT
Duane BROWNT
Brandon BROOKSG
Andre JOHNSONWR
Owen DANIELSTE
Keshawn MARTINWR
Kevin WALTERWR
James CASEYFB
Garrett GRAHAMTE
Earl MITCHELLNT
Jared CRICKDE
Antonio SMITHDE
Shaun CODYNT
Terrell McCLAINNT
Connor BARWINOLB
J.J. WATTSDE

INACTIVES

INACTIVES



TITANS

58	ADIBI, Xavier.....	LB
38	AFALAVA, Al.....	S
56	AYERS, Akeem.....	LB
26	BABINEAUX, Jordan.....	S
57	BAILEY, Patrick.....	LB
2	BIRONAS, Rob.....	K
48	BRINKLEY, Beau.....	LS
18	BRITT, Kenny.....	WR
55	BROWN, Zach.....	LB
37	CAMPBELL, Tommie.....	CB
99	CASEY, Jurrell.....	DT
89	COOK, Jared.....	TE
62	DeVAN, Kyle.....	G
33	GRIFFIN, Michael.....	S
23	HARPER, Jamie.....	RB
96	HARRIS, DaJohn.....	DT
8	HASSELBECK, Matt.....	QB
87	HAWKINS, Lavelle.....	WR
73	HUTCHINSON, Steve.....	G
28	JOHNSON, Chris.....	RB
45	JOHNSON, Quinn.....	FB
32	JOHNSON, Robert.....	S
6	KERN, Brett.....	P
97	KLUG, Karl.....	DT
10	LOCKER, Jake.....	QB
72	LUTUI, Deuce.....	G
94	MARKE, Sen'Derrick.....	DT
93	MARTIN, Mike.....	DT
60	MATTHEWS, Kevin.....	C
52	McCARTHY, Colin.....	LB
30	McCOURTY, Jason.....	CB
91	MORGAN, Derrick.....	DE
29	MOUTON, Ryan.....	CB
66	OTTO, Mike.....	T
25	REYNAUD, Darius.....	RB
71	ROOS, Michael.....	T
24	SENSABAUGH, Coty.....	CB
59	SHAW, Tim.....	LB
11	SMITH, Rusty.....	QB
90	SOLOMON, Scott.....	DE
88	STEVENS, Craig.....	TE
76	STEWART, David.....	T
68	STINGILY, Byron.....	T
84	THOMPSON, Taylor.....	TE
61	VELASCO, Fernando.....	C/G
20	VERNER, Alterraun.....	CB
85	WASHINGTON, Nate.....	WR
17	WILLIAMS, Damian.....	WR
35	WILSON, Tracy.....	S
95	WIMBLEY, Kamerion.....	DE
92	WITHERSPOON, Will.....	LB
13	WRIGHT, Kendall.....	WR
79	WYNN, Jarius.....	DE

TENNESSEE TITANS

NO.	NAME	POS.	HT.	WT.	AGE	EXP.	COLLEGE
2	Rob Bironas	K	6-0	210	34	8	Ga. Southern/Auburn
6	Brett Kern	P	6-2	217	26	5	Toledo
8	Matt Hasselbeck	QB	6-4	225	37	14	Boston College
10	Jake Locker	QB	6-3	234	24	2	Washington
11	Rusty Smith	QB	6-5	226	25	3	Florida Atlantic
13	Kendall Wright	WR	5-10	196	23	R	Baylor
17	Damian Williams	WR	6-1	199	24	3	Southern California
18	Kenny Britt	WR	6-3	215	24	4	Rutgers
20	Alterraun Verner	CB	5-10	187	23	3	UCLA
23	Jamie Harper	RB	5-11	233	23	2	Clemson
24	Coty Sensabaugh	RB	5-11	189	24	R	Clemson
25	Darius Reynaud	RB	5-9	201	27	4	West Virginia
26	Jordan Babineaux	S	6-0	210	30	9	Southern Arkansas
28	Chris Johnson	RB	5-11	191	27	5	East Carolina
29	Ryan Mouton	CB	5-9	184	26	4	Hawaii
30	Jason McCourty	CB	6-0	188	25	4	Rutgers
32	Robert Johnson	S	6-2	206	25	2	Utah
33	Michael Griffin	S	6-0	203	27	6	Texas
35	Tracy Wilson	S	6-2	203	23	1	Northern Illinois
37	Tommie Campbell	CB	6-3	205	25	2	California (Pa.)
38	Al Afalava	S	5-11	212	25	3	Oregon State
45	Quinn Johnson	FB	6-1	263	26	4	Louisiana State
48	Beau Brinkley	LS	6-4	237	22	R	Missouri
52	Colin McCarthy	LB	6-1	238	24	2	Miami (Fla.)
55	Zach Brown	LB	6-1	242	23	R	North Carolina
56	Akeem Ayers	LB	6-3	254	23	2	UCLA
57	Patrick Bailey	LB	6-4	235	27	5	Duke
58	Xavier Adibi	LB	6-2	242	28	5	Virginia Tech
59	Tim Shaw	LB	6-1	236	28	5	Penn State
60	Kevin Matthews	C	6-3	302	25	2	Texas A&M
61	Fernando Velasco	C/G	6-4	312	27	3	Georgia
62	Kyle DeVan	G	6-2	306	27	4	Oregon State
66	Mike Otto	T	6-5	310	29	5	Purdue
68	Byron Stingly	T	6-5	313	24	2	Louisville
71	Michael Roos	T	6-7	320	30	8	Eastern Washington
72	Deuce Lutui	G	6-4	338	29	7	Southern California
73	Steve Hutchinson	G	6-5	313	35	12	Michigan
76	David Stewart	T	6-7	315	30	8	Mississippi State
79	Jarius Wynn	DE	6-3	285	26	4	Georgia
84	Taylor Thompson	TE	6-6	268	23	R	Southern Methodist
85	Nate Washington	WR	6-1	177	29	8	Tiffin
87	Lavelle Hawkins	WR	5-11	194	26	5	California
88	Craig Stevens	TE	6-3	268	28	5	California
89	Jared Cook	TE	6-5	248	25	4	South Carolina
90	Scott Solomon	DE	6-3	262	24	R	Rice
91	Derrick Morgan	DE	6-3	278	23	3	Georgia Tech
92	Will Witherspoon	LB	6-1	240	32	11	Georgia
93	Mike Martin	DT	6-1	306	22	R	Michigan
94	Sen'Derrick Marks	DT	6-2	294	25	4	Auburn
95	Kamerion Wimbley	DE	6-4	255	29	7	Florida State
96	DaJohn Harris	DT	6-3	306	23	R	Southern California
97	Karl Klug	DT	6-3	275	24	2	Iowa
99	Jurrell Casey	DT	6-1	300	22	2	Southern California

TITANS COACHES

HEAD COACH: MIKE MUNCHAK

JERRY GRAY (defensive coordinator), DOWELL LOGGAINS (offensive coordinator), STEVE WATTERSON (asst. head coach/strength and conditioning), STEVE BROWN (asst. secondary), FRANK BUSH (linebackers), JONATHAN GANNON (def. asst./quality control), NATE KACZOR (asst. offensive line), ALAN LOWRY (special teams), BRUCE MATTHEWS (offensive line), BRETT MAXIE (secondary), KEITH MILLARD (def. asst./pass rush specialist), CHET PARLAVECCHIO (special teams asst.), DAVE RAGONE (wide receivers), TRACY ROCKER (defensive line), JIM SKIPPER (running backs), ARTHUR SMITH (off. asst./quality control), JOHN ZERNHELT (tight ends).

HOUSTON TEXANS

NO.	NAME	POS.	HT.	WT.	AGE	EXP.	COLLEGE
5	Donnie Jones	P	6-2	221	32	9	Louisiana State
8	Matt Schaub	QB	6-5	239	31	9	Virginia
11	DeVier Posey	WR	6-1	206	22	R	Ohio State
13	T.J. Yates	QB	6-4	219	25	2	North Carolina
17	Shayne Graham	K	6-0	210	34	11	Virginia Tech
18	Lestar Jean	WR	6-3	212	24	2	Florida Atlantic
20	Roc Carmichael	CB	5-10	195	24	2	Virginia Tech
21	Brice McCain	CB	5-9	185	25	4	Utah
22	Alan Ball	CB	6-2	191	27	5	Illinois
23	Arian Foster	RB	6-1	228	26	4	Tennessee
24	Johnathan Joseph	CB	5-11	189	28	7	South Carolina
25	Kareem Jackson	CB	5-10	192	24	3	Alabama
26	Brandon Harris	CB	5-10	194	22	2	Miami (Fla.)
27	Quintin Demps	SS	5-11	208	27	4	UTEP
28	Justin Forsett	RB	5-8	194	27	5	California
29	Glover Quin	FS	6-0	207	26	4	New Mexico
31	Shiloh Keo	FS	5-11	202	24	2	Idaho
38	Danieal Manning	SS	5-11	210	30	7	Ablene Christian
40	Tyler Clutts	FB	6-2	260	28	2	Fresno State
43	Jonathan Grimes	RB	5-10	209	22	R	William & Mary
44	Ben Tate	RB	5-11	215	24	3	Auburn
46	Jon Weeks	LS	5-10	248	26	3	Baylor
50	Bryan Braman	OLB	6-5	251	25	2	West Texas A&M
51	Darryl Shapton	ILB	5-11	234	24	3	Miami (Fla.)
52	Tim Dobbins	ILB	6-1	236	29	7	Iowa State
53	Bradie James	ILB	6-2	240	31	10	Louisiana State
54	Barrett Ruud	ILB	6-2	241	29	8	Nebraska
55	Chris Myers	C	6-4	290	31	8	Miami (Fla.)
57	Jesse Nading	OLB	6-5	257	27	4	Colorado State
58	Brooks Reed	OLB	6-3	257	25	2	Arizona
59	Whitney Mercilus	OLB	6-4	257	22	R	Illinois
60	Ben Jones	G/C	6-3	303	23	R	Georgia
62	Antoine Caldwell	G	6-3	315	26	4	Alabama
66	Andrew Gardner	T	6-6	309	26	3	Georgia Tech
67	Cody White	G	6-3	301	24	R	Illinois State
68	Ryan Harris	T	6-5	300	27	5	Notre Dame
74	Wade Smith	G	6-4	307	31	10	Memphis
75	Derek Newton	T	6-6	318	25	2	Arkansas State
76	Duane Brown	T	6-4	320	27	5	Virginia Tech
79	Brandon Brooks	G	6-5	340	23	R	Miami (Ohio)
80	Andre Johnson	WR	6-3	230	31	10	Miami (Fla.)
81	Owen Daniels	TE	6-3	249	30	7	Wisconsin
82	Keshawn Martin	WR	5-11	190	22	R	Michigan State
83	Kevin Walter	WR	6-3	218	31	10	Eastern Michigan
86	James Casey	FB	6-3	240	28	4	Rice
88	Garrett Graham	TE	6-3	244	26	3	Wisconsin
92	Earl Mitchell	NT	6-3	300	25	3	Arizona
93	Jared Crick	DE	6-4	287	23	R	Nebraska
94	Antonio Smith	DE	6-4	284	31	8	Oklahoma State
95	Shaun Cody	NT	6-4	307	29	8	Southern California
97	Terrell McClain	NT	6-2	300	24	2	South Florida
98	Connor Barwin	OLB	6-4	268	26	4	Cincinnati
99	J.J. Watt	DE	6-5	295	23	2	Wisconsin

TEXANS COACHES

HEAD COACH: GARY KUBIAK

RICK DENNISON (offensive coordinator), JOE MARGIANO (special teams coordinator), WADE PHILLIPS (defensive coordinator), JOHN BENTON (offensive line), PERRY CARTER (asst. defensive backs), KARL DORRELL (quarterbacks), DAN HAMMERSCHMIDT (offensive assistant), CHICK HARRIS (running backs), REGGIE HERRING (linebackers), VANCE JOSEPH (defensive backs), BOBBY KING (assistant linebackers), LARRY KIRKSEY (wide receivers), BILL KOLLAR (asst. head coach/defensive line), MARC LUBICK (assistant wide receivers), BRIAN PARIANI (tight ends), JIM RYAN (assistant offensive line), MATT SCHIOTZ (asst. strength & conditioning), CEDRIC SMITH (head strength & conditioning).

TEXANS

22	BALL, Alan.....	CB
98	BARWIN, Connor.....	OLB
50	BRAMAN, Bryan.....	OLB
79	BROOKS, Brandon.....	G
76	BROWN, Duane.....	T
62	CALDWELL, Antoine.....	G
20	CARMICHAEL, Roc.....	CB
86	CASEY, James.....	FB
40	CLUTTS, Tyler.....	FB
95	CODY, Shaun.....	NT
93	CRICK, Jared.....	DE
81	DANIELS, Owen.....	TE
27	DEMPS, Quintin.....	SS
52	DOBBINS, Tim.....	ILB
28	FORSETT, Justin.....	RB
23	FOSTER, Arian.....	RB
66	GARDNER, Andrew.....	T
88	GRAHAM, Garrett.....	TE
17	GRAHAM, Shayne.....	K
43	GRIMES, Jonathan.....	RB
26	HARRIS, Brandon.....	CB
68	HARRIS, Ryan.....	T
25	JACKSON, Kareem.....	CB
53	JAMES, Bradie.....	ILB
18	JEAN, Lestar.....	WR
80	JOHNSON, Andre.....	WR
60	JONES, Ben.....	G/C
5	JONES, Donnie.....	P
24	JOSEPH, Johnathan.....	CB
31	KEO, Shiloh.....	FS
38	MANNING, Danieal.....	SS
82	MARTIN, Keshawn.....	WR
21	McCAIN, Brice.....	CB
97	McCLAIN, Terrell.....	NT
59	MERCILUS, Whitney.....	OLB
92	MITCHELL, Earl.....	NT
55	MYERS, Chris.....	C
57	NADING, Jesse.....	OLB
75	NEWTON, Derek.....	T
11	POSEY, DeVier.....	WR
29	QUIN, Glover.....	FS
58	REED, Brooks.....	OLB
54	RUUD, Barrett.....	ILB
8	SCHAUB, Matt.....	QB
51	SHARPTON, Darryl.....	ILB
94	SMITH, Antonio.....	DE
74	SMITH, Wade.....	G
44	TATE, Ben.....	RB
83	WALTER, Kevin.....	WR
99	WATT, J.J.....	DE
46	WEEKS, Jon.....	LS
67	WHITE, Cody.....	G
13	YATES, T.J.....	QB



ALAN BALL CORNERBACK

Height: 6-2 | Weight: 197 | College: Illinois |
Hometown: Detroit, Mich. | 5th NFL Season |
1st with Texans | Age as of Kickoff Weekend 2012: 27 |
Acquired: UFA-12 | 2012 GP/GS: 11/1 | Career GP/GS: 71/22 |
Teams: Dallas 2007-11; Houston, 2012 |

22

TRANSACTIONS: Selected by the Dallas Cowboys in the seventh round (237th overall) of the 2007 NFL Draft...Waived by the Cowboys on Sept. 2, 2007... Signed by Cowboys to the practice squad on Sept. 4, 2007... Activated by Cowboys from practice squad to active roster on Dec. 11, 2007... Signed by the Houston Texans as an unrestricted free agent on June 4, 2012.

CAREER:

- Has appeared in 71 career games with 22 starts totaling 108 tackles (93 solo), three interceptions and one forced and recovered fumble

2012 (Houston 11/1):

- Made one tackle on special teams in the season opener vs. Miami (9/9)
- Had two solo tackles and forced a fumble on special teams vs. Tennessee (9/30)
- Made a special teams tackle vs. Green Bay (10/14)
- Assisted on two special teams tackles vs. Baltimore (10/21)
- Tied for the team lead with two tackles on special teams vs. Buffalo (11/4)
- Broke up one pass and made four tackles on special teams vs. Jacksonville (11/18)
- Made his first start of the season and recorded two passes defended and five tackles at Detroit (11/22)
- Inactive at Tennessee (12/2)

2011 (Dallas 16/2):

- Saw action in all 16 games with two starts, finishing with 32 tackles (26 solo), one interception and a career-high six passes defended
- Made his first start of the season at San Francisco (9/18) and made four solo tackles and intercepted a pass
- Had four solo tackles and assisted on a special teams tackle vs. Washington (9/26)
- Started vs. Buffalo (11/13) and finished with four tackles (three solo) and one pass defended
- Had three solo tackles and added a special teams tackle in the season finale at the New York Giants (1/1/12)

2010 (Dallas 16/16):

- Started at free safety for all 16 games, finishing with 50 tackles, a half sack, one pressure, two interceptions, five deflections and two forced fumbles
- Opened the season at Washington (9/12) with a then career-best six tackles along with a pass breakup and the first forced fumble of his career.
- Had three tackles in the home opener while helping hold Chicago (9/19) to one-of-11 (9.1%) on third downs
- Made a single-game career-best nine tackles against Jacksonville (10/31)
- Had a tackle, a pressure and split a sack at Green Bay (11/7)
- Tallied five tackles, forced a fumble and made his first career interception at the New York Giants (11/14)
- Had two tackles, two breakups and his second interception of the season in the overtime win at Indianapolis (12/5)

2009 (Dallas 16/3):

- Played in all 16 games with his first three career starts, switching to safety and finished the year with 19 tackles, four passes defended and was third on the team with 16 special teams tackles
- Had his first defensive tackle of the season and served as special teams captain vs. Carolina (9/28)
- Tied for the team lead with three special teams stops to go with two tackles on defense in the overtime win at Kansas City (10/11)
- Broke up one pass to go with a special teams tackle against Atlanta (10/25) before tying his season high, and leading the team, with three special teams tackles against Seattle (11/1)
- Made his first career start at safety and had three tackles with one pass deflection against Washington (11/22)
- Posted a season-best four tackles and a breakup in a start vs. San Diego (12/13)
- Was the special teams captain at Washington (12/27)
- Was the special teams captain in the Wild Card Playoff Game against Philadelphia (1/9/10) and had one stop in his postseason debut

2008 (Dallas 10/0):

- Opened the season at Cleveland (9/7) playing on special teams
- Saw his first action of the season on defense and had three tackles against Tampa Bay (10/26)
- Added a defensive stop at the N.Y. Giants (11/12)
- Had a season and career-high three special teams tackles against Seattle on Thanksgiving Day (11/27).
- Had his first career pass breakup at Pittsburgh (12/7) followed by two tackles against the New York Giants (12/14)
- Was inactive the final two games of the season with an ankle injury

2007 (Dallas 2/0):

- Spent the first 14 weeks of the season on the team's practice squad
- Saw his first action in the NFL at Carolina (12/22) recording one special teams tackle
- Recorded his first career tackle at Washington (12/30)

COLLEGE:

- Finished his collegiate career at Illinois with 199 tackles, eight tackles for a loss, two interceptions, 23 passes defended and one forced fumble
- Had a career-high 62 tackles, three tackles for a loss, one interception and 13 passes defended as a senior
- Named the team's outstanding defensive back at the end of his junior season, playing in all 11 games, with seven starts, and leading the team with 55 total tackles
- As a sophomore, made 10 starts and had 37 tackles, one pass defended and one tackle for a loss
- Recorded at least one tackle in every game he played that season
- As a freshman, played in seven games, including five starts, and recorded 44 tackles, four passes defended and one forced fumble

PERSONAL:

- Attended St. Martin De Porres in Detroit, Mich., for two years, earning PrepStar and SuperPrep all-region selection and being named to the Lansing State Journal "Catch 22" list as a senior.
- Helped lead his team to the 2001 state championship and was named a top-50 defensive back recruit nationally by Rivals.com
- Intercepted 15 passes - including six in the postseason - his senior season
- Earned all-state honors in track - winning back-to-back 110-meter hurdles state titles as a junior and senior
- Was enrolled in the College of Liberal Arts and Sciences at Illinois

Ball's 2012 Season Statistics

Date, Opp	Tackles							Interceptions					Fumbles			
	G	GS	Tot	Solo	Asst	Sk	Yds	No	Yds	Lg	TD	PD	FF	FR	Yds	TD
9/9 vs. MIA	1	0	0	0	0	0.0	0.0	0	0	0	0	0	0	0	0	0
9/16 @ JAX	1	0	0	0	0	0.0	0.0	0	0	0	0	0	0	0	0	0
9/23 @ DEN	1	0	0	0	0	0.0	0.0	0	0	0	0	0	0	0	0	0
9/30 vs. TEN	1	0	2	2	0	0.0	0.0	0	0	0	0	0	0	0	0	0
10/8 @ NYJ	1	0	0	0	0	0.0	0.0	0	0	0	0	0	0	0	0	0
10/14 vs. GB	1	0	0	0	0	0.0	0.0	0	0	0	0	0	0	0	0	0
10/21 vs. BAL	1	0	0	0	0	0.0	0.0	0	0	0	0	0	0	0	0	0
11/4 vs. BUF	1	0	0	0	0	0.0	0.0	0	0	0	0	0	0	0	0	0
11/11 @ CHI	1	0	0	0	0	0.0	0.0	0	0	0	0	0	0	0	0	0
11/18 vs. JAX	1	0	0	0	0	0.0	0.0	0	0	0	0	1	0	0	0	0
11/22 @ DET	1	1	5	5	0	0.0	0.0	0	0	0	0	2	0	0	0	0
12/2 @ TEN	INACTIVE															
12/10 @ NE																
12/16 vs. IND																
12/23 vs. MIN																
12/30 @ IND																
2012 Totals	11	1	7	7	0	0.0	0.0	0	0	0	0	3	0	0	0	0

Ball's Career Statistics

Year	Team	Tackles							Interceptions					Fumbles			
		G	GS	Tot	Solo	Asst	Sk	Yds	No	Yds	Lg	TD	PD	FF	FR	Yds	TD
2007	Dal	2	0	2	2	0	0.0	0.0	0	0	0	0	0	0	0	0	0
2008	Dal	10	0	4	3	1	0.0	0.0	0	0	0	0	1	0	0	0	0
2009	Dal	16	3	18	15	3	0.0	0.0	0	0	0	0	3	0	0	0	0
2010	Dal	16	16	45	40	5	0.5	6.0	2	27	27	0	4	1	0	0	0
2011	Dal	16	2	32	26	6	0.0	0.0	1	15	15	0	6	0	1	0	0
2012	Hou	11	1	7	7	0	0.0	0.0	0	0	0	0	3	0	0	0	0
NFL Totals		71	22	108	93	15	0.5	6.0	3	42	27	0	17	1	1	0	0

Additional Statistics

Special Teams Tackles: 34 total; 2007 – 1; 2008 – 5; 2009 – 13; 2010 – 1; 2011 – 5; 2012 – 11 .



CONNOR BARWIN OUTSIDE LINEBACKER

Height: 6-4 | Weight: 264 | College: Cincinnati |
Hometown: Detroit, Mich. | 4th NFL Season |
4th with Texans | Age as of Kickoff Weekend 2012: 25 |
Acquired: D2-'09 (46th overall) | 2012 GP/GS: 12/12 |
Career GP/GS: 45/28 | Teams: Houston, 2009-12 |

98

TRANSACTIONS: Selected by the Houston Texans in the second round (46th pick overall) of the 2009 NFL Draft...Signed with Texans on July 31, 2009...placed on injured reserve on Sept. 15, 2010.

HONORS:

- AFC Defensive Player of the Month (November, 2011)
- USA Today All-Joe Team (2011)

CAREER:

- Shifted to linebacker from defensive end in 2011 after missing 15 games in 2010 season with an ankle/leg injury
- Ranks fourth in franchise history with 18.0 sacks
- Became the second Texan to notch double-digit sacks in a season in 2011, joining Mario Williams, who did so in 2007 and 2008
- Set franchise single-game record with 4.0 sacks at Jacksonville in 2011

2012 (Houston 12/12):

- Made four tackles (three solo), including one for a loss in the season opener vs. Miami (9/9)
- Had four tackles (one solo) at Jacksonville (9/16)
- Made four tackles and recovered a fumble to clinch the victory at Denver (9/23)
- Registered five tackles (three solo) and knocked down a pass at the New York Jets (10/8)
- Made five tackles (two solo) and knocked down a pass vs. Green Bay (10/14)
- Recorded his first sack of the season and his first safety when he tackled Joe Flacco in the end zone in the first quarter vs. Baltimore (10/21)
- Had six tackles (three solo) including a sack of Ryan Fitzpatrick vs. Buffalo (11/4)
- Made six tackles (six solo) including one for a loss at Chicago (11/11)
- Made two tackles and broke up a pass at the line vs. Jacksonville (11/18)
- Registered five tackles (two solo) at Detroit (11/22)
- Collected four tackles (two solo) at Tennessee (12/2)

2011 (Houston 16/16):

- Started all 16 games for the first time in his career and recorded 47 tackles (34 solo)
- Tied for third in the AFC with a team-best 11.5 sacks
- Recorded his first sack of the season for an 8-yard loss while also deflecting a pass at the line at Miami (9/18)
- Sacked Ben Roethlisberger for a 5-yard loss and knocked down a fourth-down pass in addition to his four tackles (three solo) vs. Pittsburgh (10/2)
- Made three tackles (two solo) and had two hits on the quarterback vs. Oakland (10/9)
- Made two solo tackles and had three hits on the quarterback at Baltimore (10/16)
- Had two tackles (one solo) and broke up a pass at Tennessee (10/23)
- Had two solo tackles and two passes defended vs. Jacksonville (10/30)
- Sacked Colt McCoy for a 4-yard loss as part of a three-tackle day vs. Cleveland (11/6)
- Had three tackles including 1.5 sacks at Tampa Bay (11/13)
- Had a career day with 10 tackles (seven solo) and 4.0 sacks to lead the defensive effort at Jacksonville (11/27)
- Broke up two passes and had four hits on Matt Ryan vs. Atlanta (12/4)
- Recorded a sack-fumble on Andy Dalton on the second play of the third quarter that led to a touchdown and started the second half comeback at Cincinnati (12/11) to clinch the AFC South title
- Had three tackles (two solo) including a sack of Cam Newton for a 10-yard loss vs. Carolina (12/18)
- Sacked Dan Orlovsky for a seven-yard loss at Indianapolis (12/22)
- Started in his postseason debut and made three solo tackles and one quarterback hit in AFC Wild Card Playoff vs. Cincinnati (1/7/12)
- Recorded two solo tackles in AFC Divisional Playoff at Baltimore (1/15/12)

2010 (Houston 1/0):

- Saw action at defensive end before leaving the game after suffering an ankle injury vs. Indianapolis (9/12)
- Placed on injured reserve (9/15)

2009 (Houston 16/0):

- Played in all 16 games and finished his rookie season with 15 tackles (10 solo), 4.5 sacks, four passes defended and a fumble recovery
- Led all rookie defensive ends with 4.5 sacks
- Made his professional debut and recorded his first tackle vs. the New York Jets (9/13)
- Sacked Bengals QB Carson Palmer for a loss of nine yards for his first career sack at Cincinnati (10/18), where he also recorded his first special teams tackle
- Recorded his second career sack for an 8-yard loss vs. Indianapolis (11/29) and assisted on a special teams tackle
- Had one solo tackle at St. Louis (12/20), which was a crucial sack for an 11-yard loss to end the Rams fourth quarter drive
- Made three tackles (two solo) including one for a loss and had one quarterback hit vs. New England (1/3/10)

COLLEGE:

- In 51 games, started 16 contests (14 at defensive end, one at tight end, one at H-Back)

- Moved to the defensive line for his final season and produced 66 tackles (40 solos) with 12.0 sacks for minus-74 yards, 18.0 stops for losses of 94 yards and a league-high 20 QB pressures, as well as 16 solo tackles on special teams
- Earned first-team All-American and All-Big East Conference honors as a senior after notching 12.0 sacks, good for third on the school season-record list
- Blocked five career kicks, recovered three fumbles, deflected eight passes
- Finished his career with 53 career receptions for 692 yards and six touchdowns and had three career punt returns for 38 yards
- Played on the Bearcats basketball team for two seasons as a walk-on, seeing action in 39 games
- Secondary education major

PERSONAL:

- Served as the Grand Marshal of the 2012 Art Car Parade along with teammate J.J. Watt
- Boasts tattoo of the Detroit skyline on his biceps
- First-team all-state selection as a high school senior and also earned all-league, all-Catholic, and all-district honors
- Recipient of team's offensive and defensive MVP awards
- Rated the No. 17 player in Michigan by the Detroit Free Press
- All-league selection in basketball as a junior and all-Catholic as a senior

Barwin's 2012 Season Statistics

Date, Opp	G	GS	Tackles				Interceptions				Fumbles			
			Tot	Solo	Asst	Sk	Yds	No	Yds	Lg	TD	PD	FF	FR
9/9 vs. MIA	1	1	4	3	1	0.0	0.0	0	0	0	0	0	0	0
9/16 @ JAX	1	1	4	1	3	0.0	0.0	0	0	0	0	0	0	0
9/23 @ DEN	1	1	4	2	2	0.0	0.0	0	0	0	0	0	0	1
9/30 vs. TEN	1	1	1	0	1	0.0	0.0	0	0	0	0	0	0	0
10/8 @ NYJ	1	1	5	3	2	0.0	0.0	0	0	0	0	1	0	0
10/14 vs. GB	1	1	5	2	3	0.0	0.0	0	0	0	0	1	0	0
10/21 vs. BAL	1	1	4	4	0	1.0	7.0	0	0	0	0	1	0	0
11/4 vs. BUF	1	1	6	3	3	1.0	1.0	0	0	0	0	0	0	0
11/11 @ CHI	1	1	6	6	0	0.0	0.0	0	0	0	0	0	0	0
11/18 vs. JAX	1	1	2	2	0	0.0	0.0	0	0	0	0	1	0	0
11/22 @ DET	1	1	5	2	3	0.0	0.0	0	0	0	0	0	0	0
12/2 @ TEN	1	1	4	2	2	0.0	0.0	0	0	0	0	0	0	0
12/10 @ NE														
12/16 vs. IND														
12/23 vs. MIN														
12/30 @ IND														
2012 Totals	12	12	50	30	20	2.0	8.0	0	0	0	0	4	0	1

Barwin's Career Statistics

Year	Team	G	GS	Tackles				Interceptions				Fumbles			
				Tot	Solo	Asst	Sk	Yds	No	Yds	Lg	TD	PD	FF	FR
2009	Hou	16	0	15	10	5	4.5	43.0	0	0	0	0	3	0	1
2010	Hou	1	0	0	0	0	0.0	0.0	0	0	0	0	0	0	0
2011	Hou	16	16	47	34	13	11.5	78.5	0	0	0	7	1	0	0
2012	Hou	12	12	50	30	20	2.0	8.0	0	0	0	4	0	1	0
NFL Totals		45	28	112	74	38	18.0	129.5	0	0	0	14	1	2	0

Barwin's 2012 Season Highs

Tackles	6	twice, last at Chicago, 11/11/12
Fumble Recoveries	1	at Denver, 9/23/12
Passes Defensed	1	four times, last vs. Jacksonville, 11/18
Sacks	1	twice, last vs. Buffalo (R. Fitzpatrick), 11/4/12
Safeties	1	vs. Baltimore, 10/21/12

Barwin's Career Highs

Tackles	10	at Jacksonville, 11/27/11
Sacks	4.0	at Jacksonville (B. Gabbert/L. McCown), 11/27/11
Fumble Recoveries	1	twice, most recent: at Denver, 9/23/12
Passes Defensed	2	twice, most recent: vs. Atlanta, 12/4/11
Safeties	1	vs. Baltimore, 10/21/12

Additional Statistics

Special Teams Tackles: 2 total; 2009 - 2.



BRYAN BRAMAN OUTSIDE LINEBACKER

50

Height: 6-5 | Weight: 246 | College: West Texas A&M |
Hometown: Spokane, Wash. | 2nd NFL Season |
2nd with Texans | Age as of Kickoff Weekend 2012: 25 |
Acquired: CFA-11 | 2012 GP/GS: 10/0 |
Career GP/GS: 26/0 | Teams: Houston, 2011-12 |

TRANSACTIONS: Signed with Houston Texans on July 28, 2011.

2012 (Houston 10/0):

- Inactive for the first two games of the season
- Made his season debut on special teams at Denver (9/23)
- Led the team with three special teams tackles vs. Tennessee (9/30)
- Made a special teams tackle at the New York Jets (10/8)
- Blocked a punt in the fourth quarter that DeVier Posey dove on to score a touchdown vs. Green Bay (10/14)
- Named the Special Teams Player of the Game after recording two special teams tackles and recovering an onside kick vs. Baltimore (10/21)
- Made a tackle on special teams vs. Jacksonville (11/18)
- Had one special teams tackle at Detroit (11/22)
- Made a tackle on special teams at Tennessee (12/2)

2011 (Houston 16/0):

- Saw action in all 16 games, finishing with 0.5 sacks, a fumble recover and seven special teams tackles
- Made his NFL debut vs. Indianapolis (9/11)
- Saw action at linebacker and on special teams for the first six games of the regular season
- Assisted on a special teams tackle vs. Oakland (10/9)
- Was named the Special Teams Player of the Game after recording two special teams tackles at Tennessee (10/23)
- Made a special teams tackle vs. Jacksonville (10/30)
- Recovered a Josh Johnson fumble and made a special teams tackle at Tampa Bay (11/13)
- Assisted on a special teams tackle at Jacksonville (11/27)
- Teamed with OLB Jesse Nading to sack Tennessee QB Matt Hasselbeck for a 7-yard loss in the third quarter vs. Tennessee (11/12), the first sack of his career
- Made his postseason debut and assisted on one special teams tackle in AFC Wild Card Playoff vs. Cincinnati (1/7/12)

COLLEGE:

- Played at West Texas A&M University while current Texans defensive assistant Bobby King was on staff
- Played defensive end at Long Beach City College in 2007 and 2008
- In 2008, he earned first team SCFA all-Southern Conference honors after having recorded 24 tackles (23 solo, one assisted) in 2008, while seeing action in eight games
- Had 42 solo stops to his credit to go along with 5.5 tackles for loss, one pass breakup, two fumble recoveries and 1.5 sacks
- Majored in sports & exercise sciences at WTAMU
- In 2006, he redshirted at Idaho

PERSONAL:

- Was a standout defensive end for coach Mark Hester at Spokane Shadle Park High School in Spokane, Wash.

Braman's 2012 Season Statistics

Date, Opp	Tackles							Interceptions					Fumbles						
	G	GS	Tot	Solo	Asst	Sk	Yds	No	Yds	Lg	TD	PD	FF	FR	Yds	TD			
9/9 vs. MIA								INACTIVE											
9/16 @ JAX								INACTIVE											
9/23 @ DEN	1	0	0	0	0	0.0	0.0	0	0	0	0	0	0	0	0	0			
9/30 vs. TEN	1	0	1	1	0	0.0	0.0	0	0	0	0	0	0	0	0	0			
10/8 @ NYJ	1	0	0	0	0	0.0	0.0	0	0	0	0	0	0	0	0	0			
10/14 vs. GB	1	0	2	1	1	0.0	0.0	0	0	0	0	0	0	0	0	0			
10/21 vs. BAL	1	0	1	1	0	0.0	0.0	0	0	0	0	0	0	0	0	0			
11/4 vs. BUF	1	0	0	0	0	0.0	0.0	0	0	0	0	0	0	0	0	0			
11/11 @ CHI	1	0	0	0	0	0.0	0.0	0	0	0	0	0	0	0	0	0			
11/18 vs. JAX	1	0	0	0	0	0.0	0.0	0	0	0	0	0	0	0	0	0			
11/22 @ DET	1	0	0	0	0	0.0	0.0	0	0	0	0	0	0	0	0	0			
12/2 @ TEN	1	0	0	0	0	0.0	0.0	0	0	0	0	0	0	0	0	0			
12/10 @ NE																			
12/16 vs. IND																			
12/23 vs. MIN																			
12/30 @ IND																			
2012 Totals	10	0	4	3	1	0.0	0.0	0	0	0	0	0	0	0	0	0			

Braman's Career Statistics

Year Team	G	GS	Tackles			Sk	Yds	Interceptions				PD	Fumbles			
			Tot	Solo	Asst			No	Yds	Lg	TD		FF	FR	Yds	TD
2011 Hou	16	0	1	0	1	0.5	3.5	0	0	0	0	0	0	1	0	0
2012 Hou	10	0	4	3	1	0.0	0.0	0	0	0	0	0	0	0	0	0
NFL Totals	26	0	5	3	2	0.5	3.5	0	0	0	0	0	0	1	0	0

Braman's Career Highs

Tackles 2 vs. Green Bay, 10/14/12
Sacks 0.5 vs. Tennessee, 1/1/12
Fumble Recoveries 1 at Tampa Bay, 11/13/11

Additional Statistics

Special Teams Tackles: 18 total; 2011 – 7. 2012 – 12.



BRANDON BROOKS

GUARD

79

Height: 6-5 | Weight: 346 | College: Miami (Ohio) |
 Hometown: Milwaukee, Wisc. | Rookie |
 1st with Texans | Age as of Kickoff Weekend 2012: 23 |
 Acquired: D3b, 2012 (76th overall) | 2012 GP/GS: 2/0 |
 Career GP/GS: 2/0 | Teams: Houston, 2012 |

TRANSACTIONS: Selected by Houston Texans in the third round (76th overall) of the 2012 NFL Draft... Signed by Texans on July 24, 2012.

2012 (Houston 2/0):

- Inactive for the first 10 games of the season
- Made his NFL debut on special teams at Detroit (11/22)

COLLEGE:

- Started 41-of-45 games he played at Miami (OH), 15 at left guard, 14 at left tackle and 12 at right guard
- Registered 287 knockdowns and 47 touchdown-resulting blocks
- Had touchdown-resulting blocks on 35 of the Redhawks' 40 rushing touchdowns in his career
- Three-time All-Mid-American Conference second team selection
- All-American honorable mention, Super Sleeper Team and All-MAC first-team selection by The NFL Draft Report earning second-team All-MAC accolades from the league's coaches and media
- Shifted to right guard for his senior campaign, starting all 12 games
- Earned All-MAC second team recognition as a junior, despite playing in only seven games
- Started all 12 games at left tackle and earned All-MAC second team honors as a sophomore as he was credited with 12 touchdown-resulting blocks
- Named the RedHawks' Freshman of the Year, starting all 12 games at left guard, grading 81 percent for blocking consistency while coming up with 70 knockdowns
- Redshirted as a freshman in 2007

PERSONAL:

- Attended Riverside University High School (Milwaukee, Wis.) where he played on both the offensive and defensive side of the ball
- Named two-time team MVP and team captain as a senior, leading the team to an 11-2 record and a berth in the state playoffs
- Also lettered in basketball and baseball
- Psychology major
- At a listed 346 pounds, is the biggest player in Texans history

Brooks' Career Stats

- Games/Starts: 2012: 2/0; Total: 2/0.



DUANE BROWN TACKLE

Height: 6-4 | Weight: 320 | College: Virginia Tech |
Hometown: Richmond, Va. | 5th NFL Season |
5th with Texans | Age as of Kickoff Weekend 2012: 27 |
Acquired: D1-'08 (26th overall) | 2012 GP/GS: 12/12 |
Career GP/GS: 72/72 | Teams: Houston, 2008-12 |

76

TRANSACTIONS: Selected by Houston Texans in first round (26th pick overall) of the 2008 NFL draft... signed by the Texans on July 25, 2008... Re-signed by Texans on Aug. 16, 2012.

HONORS:

- Associated Press All-Pro Second Team (2011)
- USA Today All-Joe Team (2011)
- Madden Protectors Award (Week 7, 2011; Week 4, 2012)

CAREER:

- Was the second rookie in Texans history to start all 16 games on the offensive line
- Has blocked for four 1,000-yard rushers, team rushing records and was a part of a top-four offense in each of his first three years in the League

2012 (Houston 12/12):

- Part of an offensive line that cleared the way for Texans running backs to rush for 216 yards and three touchdowns while not allowing Matt Schaub to be sacked at Jacksonville (9/17)
- Helped provide protection for Matt Schaub, enabling him to tie a career-high with four touchdown passes at Denver (9/23)
- Helped Arian Foster rush for a season-high 152 yards and a touchdown at the New York Jets (10/8)
- Part of an offense that set a franchise record by scoring 43 points vs. Baltimore (10/21)
- Helped Foster go over 100 yards for the fourth time this season as he gained 111 yards on 24 carries and scored a touchdown vs. Buffalo (11/4)
- Part of an offense that set a franchise record with 640 yards of offense and tied the franchise scoring record with 43 points vs. Jacksonville (11/18) and put up another 501 yards at Detroit (11/22)

2011 (Houston 16/16):

- Second-Team Associated Press All-Pro choice after blocking for 1,200-yard and 900-yard rushers and allowing 2.0 sacks (according to StatsPass, Inc.)
- Paved the way for Ben Tate to rush for 116 yards vs. Indianapolis (9/11) and 103 yards at Miami (9/18)
- Provided pocket protection enabling Schaub to throw for 373 yards and three touchdowns at New Orleans (9/25)
- Helped control the line of scrimmage, clearing the way for Foster to rush for 155 yards and a touchdown vs. Pittsburgh (10/2)
- Part of an offense that put up 518 total yards, the third-highest in team history, which included two 100-yard rushers and a 100-yard receiver at Tennessee (10/23)
- Cleared holes on the offensive line enabling the Texans to rush for a franchise-record 261 yards, including two 100-yard rushers for the second time this season, vs. Cleveland (11/6)
- Paved the way for Foster to become the first player to rush for over 100 yards on the Falcons defense in the 2011 season when he went for 111 yards on 31 carries vs. Atlanta (12/4)
- Helped Foster go over 100 yards for the sixth time this season and over 1,000 yards rushing for the second consecutive season vs. Carolina (12/18)
- Started at left tackle in his postseason debut and opened holes for Foster to rush for 153 yards in AFC Wild Card Playoff vs. Cincinnati (1/7/12)
- Paved the way for Foster to rush for 132 yards, the most Baltimore's defense has ever given up in a postseason game, in AFC Divisional Playoff at Baltimore (1/15/12)

2010 (Houston 12/12):

- Started 12 games at left tackle, clearing holes to help Foster rush for a franchise record 1,616 yards
- Helped pave the way for Foster's franchise-record 231 yards rushing vs. Indianapolis (9/12)
- Provided pocket protection for Schaub, enabling him to throw for a franchise-record 497 yards and three touchdowns at Washington (9/19)
- Opened holes for Foster to rush for 143 yards vs. Tennessee (11/28)
- Paved the way for Foster to rush for 180 yards vs. Jacksonville (1/2) and wrap up the 2010 NFL rushing title

2009 (Houston 16/16):

- Started at right guard and helped Schaub set a career high with four touchdown passes at Tennessee (9/20)
- Helped Schaub pass for his second consecutive 300-yard game vs. Jacksonville (9/27)

2008 (Houston 16/16):

- Started all 16 games and helped clear the way for RB Steve Slaton to lead all rookie rushers with 1,282 yards on the ground
- Helped Slaton run for his first 100-yard game when he started at right guard at Jacksonville (9/28)
- Helped Schaub throw three touchdown passes at Jacksonville and again vs. Cincinnati (10/26)
- Helped Slaton set a Texans rookie record with 156 rushing yards at Indianapolis (11/16)
- Blocked for Schaub to throw for 414 yards and two touchdowns at Green Bay (12/7)
- Started at right guard vs. Tennessee (12/14) in which he was part of the offensive line that helped Slaton run for his third consecutive 100-yard game

COLLEGE:

- Registered 71 knockdown blocks in his three seasons as an offensive tackle
- Earned second-team All-Atlantic Coast Conference recognition for the second straight season and was a two-time state Offensive Lineman/End of the Year pick by the Richmond Touchdown Club
- Recorded six tackles and blocked three kicks on special teams as a senior and also caught three passes for 64 yards (21.3 average) and one touchdown, adding three yards on a rushing attempt
- Apparel, housing and resource management major, with a minor in consumer studies

PERSONAL:

- Attended Hermitage (Richmond, Va.) High School where he lettered twice as a tight end and defensive end
- Played in the Panthers' first three games his senior year before suffering a broken leg, but returned for the Central Region semifinal game, catching seven passes for just under 100 yards in his limited playing time, and also recorded 15 tackles along with a pair of sacks to earn second-team All-District honors
- Lettered in basketball and track, as he finished fourth in the Group AAA outdoor shot put competition

Brown's Career Stats

- Games/Starts: 2008: 16/16; 2009: 16/16; 2010: 12/12; 2011: 16/16; 2012: 12/12; Total: 72/72.
- Postseason Games/Starts: 2011: 2/2; Total: 2/2



ANTOINE CALDWELL TACKLE

62

Height: 6-3 | Weight: 311 | College: Alabama |
Hometown: Montgomery, Ala. | 4th NFL Season |
4th with Texans | Age as of Kickoff Weekend 2012: 26 |
Acquired: D3-'09 (77th overall) | 2012 GP/GS: 11/6 |
Career GP/GS: 39/19 | Teams: Houston, 2009-12 |

TRANSACTIONS: Selected by Houston Texans in the third round (77th pick overall) of the 2009 NFL Draft... signed with Texans on July 28, 2009.

HONORS:

- Madden Protectors Award (Week 4, 2012)

CAREER:

- Versatile and physical lineman who has provided depth across the line during his first three seasons
- Was part of a top-four offense during each of his first two seasons

2012 (Houston 11/6):

- Part of an offensive line that cleared the way for Texans running backs to rush for 216 yards and three touchdowns while not allowing Matt Schaub to be sacked at Jacksonville (9/17)
- Helped provide protection for Matt Schaub, enabling him to tie a career-high with four touchdown passes at Denver (9/23)
- Helped Arian Foster rush for a season-high 152 yards and a touchdown at the New York Jets (10/8)
- Part of an offense that set a franchise record by scoring 43 points vs. Baltimore (10/21)
- Helped Foster go over 100 yards for the fourth time this season as he gained 111 yards on 24 carries and scored a touchdown vs. Buffalo (11/4)
- Part of an offense that set a franchise record with 640 yards of offense and tied the franchise scoring record with 43 points vs. Jacksonville (11/18) and put up another 501 yards at Detroit (11/22)
- Inactive at Tennessee (12/2)

2011 (Houston 5/3):

- Dressed but did not play in 11 games
- Saw action at right guard vs. Oakland (10/9) and Tampa Bay (11/13)
- Made his first start of 2011 and helped Arian Foster rush for more than 100 yards for the sixth time this season and go over 1,000 yards rushing for the second consecutive season vs. Carolina (12/18)
- Made his postseason debut in AFC Wild Card Playoff vs. Cincinnati (1/7/12)

2010 (Houston 12/7):

- Played in 12 games with seven starts at right guard in his second season on an offense that averaged 386.6 yards per game
- Helped pave the way for Foster's franchise-record 231 yards rushing vs. Indianapolis (9/12)
- Provided pocket protection for QB Matt Schaub, enabling him to throw for a franchise-record 497 yards and three touchdowns at Washington (9/19)
- Helped the Texans rush for 249 yards without allowing a sack at Oakland (10/3)
- Started at right guard at Tennessee (12/19)
- Paved the way for Foster to rush for 180 yards vs. Jacksonville (1/2/11) and wrap up the 2010 NFL rushing title

2009 (Houston 11/3):

- Played in 11 games with three starts as a rookie and saw significant action throughout the season on an offense that averaged 383.1 yards per game
- Played in his first career NFL game at right guard at Cincinnati (10/18)
- Helped the offense gain more than 300 yards for the 11th consecutive game at Jacksonville (12/6)
- Made the first start of his NFL career and part was of the offensive line that blocked for Schaub as he threw for 365 yards and two touchdowns vs. Seattle (12/13) without allowing a sack
- Blocked for Schaub at St. Louis (12/20) where he threw for 367 yards and was not sacked for the second consecutive game and fourth time in 2009

COLLEGE:

- Started 48 games during his career at Alabama, including 34 at center, 12 at left guard, one at right guard and one at right tackle
- Participated in 1,569 offensive snaps and allowed just one sack on 806 pass plays during his final 23 games
- One of eight players in school history to serve as team captain twice in a career
- As a senior, was an All-American first-team selection by the American Football Coaches Association and The Sporting News
- Consensus All-Southeastern Conference first-team pick, recipient of the team's Mal Moore Leadership Award and named the team's Most Inspirational Player that year as well
- Started at four positions as a junior in 2007, earning All-SEC pick as a sophomore in 2006 and freshman All-SEC first-team and All-SEC honorable mention from the league's coaches in 2005
- Redshirted in 2004
- Became the first Crimson Tide football player to graduate in under three years, earning his degree in human environmental sciences

PERSONAL:

- Attended Lee (Montgomery, Ala.) High School
- Allowed just one quarterback sack as a senior and earned All-State first-team honors
- Rated the 10th-best overall prospect in the state of Alabama by Super Prep magazine
- Has an older brother, Arsenio, and a twin brother, Anthony

Caldwell's Career Statistics

- Games/Starts: 2009: 11/3, 2010: 12/7; 2011: 5/3; 2012: 11/6; Total: 39/19.
- Postseason Games/Starts: 2011: 2/0; Total: 2/0.



ROC CARMICHAEL CORNERBACK

Height: 5-10 | Weight: 184 | College: Virginia Tech |
Hometown: Clinton, Md. | 2nd NFL Season |
2nd with Texans | Age as of Kickoff Weekend 2012: 23 |
Acquired: D4, 2011 (127th overall) | 2012 GP/GS: 2/0 |
Career GP/GS: 2/0 | Teams: Houston, 2011-12 |

20

TRANSACTIONS: Selected by Houston Texans in the fourth round (127th overall) in the 2011 NFL Draft... Signed by the Texans on July 31, 2011...Placed on injured reserve on Sept. 16, 2011.

2012 (Houston 2/0):

- Inactive for the first 10 games of the season
- Made his professional debut and collected a special teams tackle at Detroit (11/22)
- Recorded five tackles and a pass defended at Tennessee (12/2)

2011 (Houston 0/0):

- Inactive in the season opener vs. Indianapolis (9/11)
- Placed on injured reserve after suffering a shoulder injury during the preseason (9/16)

COLLEGE:

- Started 27-of-54 games in his career when he recorded 115 tackles (75 solo), 16 deflections, 10 interceptions for 158 yards in returns (17.6 avg.), 6.5 stops for losses for 34 yards, three quarterback pressures and one sack and returned two interceptions for touchdowns to rank fourth on the school's all-time list
- Earned second-team All-American and All-ACC first-team preseason honors in 2010
- Totaled 26 tackles (19 solo) while ranking second on the team with four interceptions for 87 yards in returns and a touchdown and broke up seven passes and was selected as the ACC Defensive Player of the Week once
- Named a second-team All-ACC selection by the NFL Draft Report in 2009 and was the recipient of the Don Williams Team United Award, given to the defensive player who put the team first
- Ranked sixth on the team in tackles with 55 (31 solo) to go along with six deflections and six interceptions
- Led the Hokies in interceptions while placing second in the ACC and tied for 11th nationally and his six interceptions also ranked seventh on the school's single-season record list
- Finished with eight tackles (5 solos), including one for a 3-yard loss and also deflected one pass

PERSONAL:

- Graduated with a degree in Human Development and is presently working on a second undergraduate degree (human services)
- Attended Gwynn Park (Brandywine, Md.) High School, lettering three times for the varsity as a defensive back and running back
- Totaled 115 tackles with 12 interceptions in three varsity seasons, compiling 1,785 yards and 19 touchdowns rushing
- Received All-Mid Atlantic 47 honors from Super Prep, in addition to garnering All-Conference and All-Region honors
- Nicknamed "Roc" as a child by his father

Carmichael's 2012 Season Statistics

Date, Opp	Tackles							Interceptions				Fumbles				
	G	GS	Tot	Solo	Asst	Sk	Yds	No	Yds	Lg	TD	PD	FF	FR	Yds	TD
9/9 vs. MIA								INACTIVE								
9/16 @ JAX								INACTIVE								
9/23 @ DEN								INACTIVE								
9/30 vs. TEN								INACTIVE								
10/8 @ NYJ								INACTIVE								
10/14 vs. GB								INACTIVE								
10/21 vs. BAL								INACTIVE								
11/4 vs. BUF								INACTIVE								
11/11 @ CHI								INACTIVE								
11/18 vs. JAX								INACTIVE								
11/22 @ DET	1	0	0	0	0	0	0	0	0	0	0	0	0	0	0	0
12/2 @ TEN	1	0	5	5	0	0	0	0	0	0	0	1	0	0	0	0
12/10 @ NE																
12/16 vs. IND																
12/23 vs. MIN																
12/30 @ IND																
2012 Totals	2	0	5	5	0	0.0	0.0	0	0	0	0	1	0	0	0	0

Carmichael's Career Statistics

		Tackles					Interceptions				Fumbles						
Year	Team	G	GS	Tot	Solo	Asst	Sk	Yds	No	Yds	Lg	TD	PD	FF	FR	Yds	TD
2011	Hou	INJURED RESERVE															
2012	Hou	2	0	5	5	0	0.0	0.0	0	0	0	0	1	0	0	0	0
NFL Totals		2	0	5	5	0	0.0	0.0	0	0	0	0	1	0	0	0	0

Carmichael's Season Highs

Tackles 5 at Tennessee, 12/2/12
Passes Defensed 1 at Tennessee, 12/2/12



JAMES CASEY FULLBACK

Height: 6-3 | Weight: 243 | College: Rice |
Hometown: Azle, Texas | 4th NFL Season |
4th with Texans | Age as of Kickoff Weekend 2012: 27 |
Acquired: D5-'09 (152nd overall) | 2012 GP/GS: 12/8 |
Career GP/GS: 57/19 | Teams: Houston, 2009-12 |

86

TRANSACTIONS: Selected by Houston Texans in the fifth round (152nd pick overall) of the 2009 NFL Draft...Signed with Texans on July 28, 2009.

CAREER:

- Versatile athlete who made the transition to fullback from tight end for the 2011 season
- Joined the Texans as a fifth-round draft choice in 2009 after a standout two-year career at Rice University in Houston
- In his first three seasons, Casey has seen action at tight end and fullback and has caught 61 passes for 696 yards and four touchdowns

2012 (Houston 12/8):

- Caught one pass for 17 yards in the season opener vs. Miami (9/9)
- Had three receptions for 18 yards at Jacksonville (9/16)
- Caught three passes for 11 yards at Denver (9/23)
- Caught his second career touchdown pass when he pulled in an 11-yards scoring strike to cap Houston's opening drive vs. Tennessee (9/30)
- Caught four passes for a season-high 53 yards at the New York Jets (10/8)
- Had two catches for 27 yards vs. Green Bay (10/14)
- Recorded his first rushing attempt of the season on a 6-yard gain to convert on third down vs. Baltimore (10/21)
- Set a new career single-season high by catching his 19th pass of the season on a 24-yard gain in the second quarter vs. Buffalo (11/4)
- Caught three passes for 20 yards vs. Jacksonville (11/18) including his second touchdown of the season on a 1-yard pass from Matt Schaub in the second quarter
- Made four catches for 38 yards including an 11-yard reception in overtime to set up the game-winning field goal at Detroit (11/22)
- Caught his third touchdown pass of the season on a 5-yard reception at Tennessee (12/2)

2011 (Houston 14/7):

- Set career highs with 18 receptions for 260 yards and a touchdown
- Made his first career start at fullback and caught three passes for 29 yards and led the way for Ben Tate to rush for 116 yards vs. Indianapolis (9/11)
- Paved the way for Tate to run for his second straight 100-yard game at Miami (9/18)
- Caught five passes for a career-high 126 yards including the first touchdown of his career on a diving catch in the end zone at New Orleans (9/25)
- Made one special teams tackle and caught an 8-yard pass vs. Pittsburgh (10/2)
- Made two special teams tackles vs. Oakland (10/9)
- Inactive at Baltimore (10/16) and at Tennessee (10/23)
- Led all Texans receivers with a career-high seven receptions for 91 yards vs. Tennessee (11/12)
- Started in his postseason debut and had one carry for no gain along with a team-high two special teams tackles in AFC Wild Card Playoff vs. Cincinnati (1/7/12)

2010 (Houston 16/4):

- Played in all 16 games, including four starts at tight end, and caught eight passes for 98 yards
- Led the team with 17 special teams tackles for the season
- Set career highs with four receptions and 48 yards receiving vs. San Diego (11/7)
- Made his first career NFL start and caught one pass for 18 yards at Jacksonville (11/14)
- Started and made one special teams tackle vs. Tennessee (11/28)
- Caught one pass for 21 yards at Denver (12/26)

2009 (Houston 15/0):

- Saw action in 15 games as a rookie and caught six passes for 64 yards
- Made professional debut vs. the New York Jets (9/13) and played on special teams
- Appeared at fullback and made a tackle on special teams at Tennessee (9/20)
- Saw action at fullback and made a tackle and returned his first career kick on special teams vs. Jacksonville (9/27)
- Played tight end, fullback and on special teams vs. San Francisco (10/25)
- Made his first career NFL reception and ended the game with two catches for 14 yards at Buffalo (11/1) and made the tackle on a fake punt to turn the ball back over to Houston and take firm control of the game

COLLEGE:

- Appeared in 25 games, starting 17, and recorded 157 receptions for 1,914 yards and 17 touchdowns
- His 157 receptions ranked third, 1,914 receiving yards ranked fourth in school history and added 11 touchdowns on 102 carries for 392 yards
- Completed 4-of-12 passes for 37 yards, two touchdowns and one interception; and returned 15 punts for 117 yards (7.8 avg) and gained 2,393 all-purpose yards, an average of 95.72 yards per game
- Set school season records with 111 receptions for 1,329 yards in 2008, becoming the first player in school history to catch more than 100 passes in a season
- All-American first-team selection by The NFL Draft Report, earning third-team honors from Rivals.com in 2008
- Academic All-American second-team choice by ESPN and unanimous first-team All-Conference USA pick that year

- Freshman All American first-team selection by the Football Writers Association, adding second-team honors from The Sporting News and Rivals.com and consensus C-USA All-Freshman team choice in 2007
- Triple major in economics, managerial studies and sport management
- Returned to Rice to complete his degree during the 2011 offseason

PERSONAL:

- Standout in both football and baseball at Azle (Texas) High where he earned All-District honors as a quarterback during his junior year in 2001
- Named All-State and Academic All-State in baseball as well as District 6-4A Most Valuable Player as a senior
- Threw a no-hitter in first varsity game
- Selected in the seventh round of the 2003 Major League Baseball Draft by the Chicago White Sox as a pitcher
- James and his wife Kylie welcomed their first son, Cannon James, in May, 2010
- Interned for Houston Mayor Annise Parker during the 2010 offseason

Casey's 2012 Season Statistics

Date, Opp	GP	GS	Rush	Yds	Avg	Lg	TD	Rec	Yds	Avg	Lg	TD
9/9 vs. MIA	1	1	0	0	--	--	0	1	17	17.0	17	0
9/16 @ JAX	1	1	0	0	--	--	0	3	18	6.0	9	0
9/23 @ DEN	1	1	0	0	--	--	0	3	11	3.7	12	0
9/30 vs. TEN	1	1	0	0	--	--	0	5	36	7.2	11	1
10/8 @ NYJ	1	0	0	0	--	--	0	4	53	13.3	30	0
10/14 vs. GB	1	1	0	0	--	--	0	2	27	13.5	15	0
10/21 vs. BAL	1	0	1	6	6.0	6	0	0	0	--	--	0
11/4 vs. BUF	1	1	0	0	--	--	0	3	49	16.3	24	0
11/11 @ CHI	1	1	0	0	--	--	0	0	0	--	--	0
11/18 vs. JAX	1	0	0	0	--	--	0	3	20	6.7	11	1
11/22 @ DET	1	0	0	0	--	--	0	4	38	9.5	15	0
12/2 @ TEN	1	1	0	0	--	--	0	1	5	5.0	5	1
12/10 @ NE												
12/16 vs. IND												
12/23 vs. MIN												
12/30 @ IND												
2012 Totals	12	8	1	6	6.0	6	0	29	274	9.4	30	3

Casey's Career Statistics

Year	Team	G	GS	Rush	Yds	Avg	Lg	TD	Rec	Yds	Avg	Lg	TD
2009	Hou	15	0	0	0	--	--	0	6	64	10.7	32	0
2010	Hou	16	4	0	0	--	--	0	8	98	12.3	33	0
2011	Hou	14	7	1	11	11.0	11	0	18	260	14.4	62	1
2012	Hou	12	8	1	6	6.0	6	0	29	274	9.4	30	3
NFL Totals		57	19	2	17	8.5	11	0	61	696	11.4	62	4

Casey's 2012 Season Highs

Receptions	5	vs. Tennessee, 9/30/12
Receiving Yards	53	vs. New York Jets, 10/8/12
Receiving Touchdowns	1	three times, most recent: at Tennessee, 12/2/12
Rushing Yards	6	vs. Baltimore, 10/21/12

Casey's Career Highs

Receptions	7	vs. Tennessee (91 yards), 1/1/12
Receiving Yards	126	at New Orleans (5 receptions), 9/25/11
Receiving Long	62	at New Orleans, 9/25/11
Receiving Touchdowns	1	four times, most recent: at Tennessee, 12/2/12
Rushing Yards	11	at New Orleans (1 attempt), 9/25/11
Rushing Long	11	at New Orleans, 9/25/11

Additional Statistics

Special Teams Tackles: 24 total; 2009 – 3; 2010 – 17; 2011 – 3, 2012 – 1.
Tackles: 1 Total: 2009 – 1.



TYLER CLUTTS

FULLBACK

Height: 6-2 | Weight: 260 | College: Fresno State |
 Hometown: Clovis, Calif. | 2nd NFL Season |
 1st with Texans | Age as of Kickoff Weekend 2012: 27 |
 Acquired: T-12 (Chicago) | 2012 GP/GS: 12/0 |
 Career GP/GS: 28/8 | Teams: Chicago, 2011; Houston, 2012 |

40

TRANSACTIONS: Signed by Cleveland Browns to practice squad on Dec. 21, 2010...Released by Brown on Sept. 3, 2011...Signed by Brown to practice squad on Sept. 4, 2011...Signed by Chicago Bears on Sept. 7, 2011...Traded by Bears to Houston Texans on Aug. 31, 2012.

2012 (Houston 12/0):

- Made his Texans debut playing at fullback and on special teams where he assisted on a tackle in the season opener vs. Miami (9/9)

2011 (Chicago 16/8):

- Saw action in 16 games with eight starts catching eight passes for 46 yards
- Handled long snapping duties in addition to playing at fullback vs. San Diego (11/20)

COLLEGE:

- Four-year letterman as a defensive end at Fresno State University where he played in 50 games
- Totaled 172 tackles and 23.5 career sacks
- First-team all-Western Athletic Conference selection as a senior and a second-team choice as a junior
- Totaled 21.5 sacks over his final three years, including a career-best 7.5 as a senior

PERSONAL:

- Attended Clovis (Calif.) High School where he played quarterback and defensive end
- Guided the Cougars to an 11-2 record and the Yosemite Division Large School championship
- Threw for 2,383 yards and 19 touchdowns and ran for 16 more scores
- Was also the top-ranked wrestler in California at 215 pounds

Clutts' 2012 Season Statistics

Date, Opp	GP	GS	Rush	Yds	Avg	Lg	TD	Rec	Yds	Avg	Lg	TD
9/9 vs. MIA	1	0	0	0	--	--	0	0	0	--	--	0
9/16 @ JAX	1	0	0	0	--	--	0	0	0	--	--	0
9/23 @ DEN	1	0	0	0	--	--	0	0	0	--	--	0
9/30 vs. TEN	1	0	0	0	--	--	0	0	0	--	--	0
10/8 @ NYJ	1	0	0	0	--	--	0	0	0	--	--	0
10/14 vs. GB	1	0	0	0	--	--	0	0	0	--	--	0
10/21 vs. BAL	1	0	0	0	--	--	0	0	0	--	--	0
11/4 vs. BUF	1	0	0	0	--	--	0	0	0	--	--	0
11/11 @ CHI	1	0	0	0	--	--	0	0	0	--	--	0
11/18 vs. JAX	1	0	0	0	--	--	0	0	0	--	--	0
11/22 @ DET	1	0	0	0	--	--	0	0	0	--	--	0
12/2 @ TEN	1	0	0	0	--	--	0	0	0	--	--	0
12/10 @ NE												
12/16 vs. IND												
12/23 vs. MIN												
12/30 @ IND												
2012 Totals	12	0	0	0	--	--	0	0	0	--	--	0

Clutts' Career Statistics

Year	Team	G	GS	Rush	Yds	Avg	Lg	TD	Rec	Yds	Avg	Lg	TD
2011	Chi	16	8	0	0	--	--	0	8	48	6.0	10	0
2012	Hou	12	0	0	0	--	--	0	0	0	--	--	0
NFL Totals		28	8	0	0	--	--	0	8	48	6.0	10	0

Clutts' Career Highs

Receptions 2 at Tampa Bay (17 yards), 10/23/11
 Receiving Yards 17 at Tampa Bay (2 receptions), 10/23/11
 Receiving Long 9 at Tampa Bay, 10/23/11

Additional Statistics

Special Teams Tackles: 3 total; 2011 – 2; 2012 – 1 .



SHAUN CODY NOSE TACKLE

Height: 6-4 | Weight: 301 | College: Southern California |
Hometown: Hacienda Heights, Calif. | 8th NFL Season |
4th with Texans | Age as of Kickoff Weekend 2011: 29 |
Acquired: UFA-'09 (Detroit) | 2012 GP/GS: 9/8 |
Career GP/GS: 108/65 | Teams: Detroit, 2005-08; Houston, 2009-12 |

95

TRANSACTIONS: Drafted by Detroit Lions in the second round (37th pick overall) in the 2005 NFL Draft... signed by Lions on July 29, 2005... Signed by Houston Texans as unrestricted free agent on March 30, 2009.

CAREER:

- Has started 53 games with the Texans in three-plus years with the club
- Has 195 career tackles in seven-plus seasons
- Has appeared in 108 career games with 65 starts and has 3.0 career sacks with one interception, two fumble recoveries and one forced fumble

2012 (Houston 9/8):

- Made four tackles (two solo) in the season opener vs. Miami (9/9)
- Assisted on four tackles at Jacksonville (9/16)
- Made two solo tackles vs. Tennessee (9/30)
- Had three tackles (one solo) at the New York Jets (10/8)
- Made two solo tackles and knocked down a pass at the line vs. Buffalo (11/4)
- Inactive at Chicago (11/11), vs. Jacksonville (11/18) and at Detroit (11/22)
- Had two tackles and deflected a pass at Tennessee (12/2)

2011 (Houston 16/16):

- Started every game at nose tackle in Houston's 3-4 scheme, recording 23 tackles, one sack and two passes defensed
- Recovered the second fumble of his career in the season opener vs. Indianapolis (9/11)
- Sacked Ben Roethlisberger for a 7-yard loss vs. Pittsburgh (10/2)
- Made four tackles (three solo) vs. Baltimore (10/16)
- Intercepted a Colt McCoy pass to on a two-point conversion attempt vs. Cleveland (11/6)
- Made three solo tackles including one for a loss and a pass defensed at Jacksonville (11/27)
- Assisted on two tackles and broke up a pass at Cincinnati (12/11)
- Made his postseason debut and registered three tackles, including one solo, in AFC Wild Card Playoff vs. Cincinnati (1/7/12)
- Made his first start of the postseason and recorded four tackles (three solo) in AFC Divisional Playoff at Baltimore (1/15/12)

2010 (Houston 16/16):

- Started all 16 games at defensive tackle for the first time in his career and set a career high with 38 tackles
- Had a career-high nine tackles (five solo) vs. Kansas City (10/17)
- Made two solo tackles at Jacksonville (11/14)
- Made three tackles (two solo) including one for a loss at Tennessee (12/19)
- Named a team captain for the final game and made three tackles (two solo) vs. Jacksonville (1/2/11)

2009 (Houston 14/13):

- Started season opener vs. the New York Jets (9/13) and made four tackles (two solo)
- Made three solo tackles vs. Tennessee (11/23)
- Made three tackles (two solo) including one for a loss vs. Seattle (12/13)

2008 (Detroit 16/5):

- Finished the season with a career-high 37 tackles for the Lions
- Played in all 16 games for the second time in his career
- Started nose tackle at Houston (10/19) and tied a career high with six tackles

2007 (Detroit 15/0):

- Rotated at the defensive tackle position, ending the year with 16 tackles (13 solo)
- Had his lone career interception vs. Minnesota (9/16), a diving catch off a deflected pass

2006 (Detroit 6/5):

- Registered 11 tackles (seven solo) in six games with five starts
- Placed on the reserve/injured list with a dislocated left toe on 11/24/06
- Made his third career start, and first opening day start, at defensive tackle against Seattle (9/10) to record five tackles (one solo)
- Had five tackles (four solo) at Chicago (9/17)

2005 (Detroit 16/2):

- Quickly became a regular in the defensive line rotation as a rookie, playing in all 16 games with two starts after being drafted in the second round (37th overall) of the 2005 Draft
- Made his professional debut vs. Green Bay (9/11) and recorded two total tackles (one solo)
- Recorded the first sack of his career vs. Carolina (10/16) totaled 1.5 sacks for a loss of 15.0 yards in the game
- Made his first career start against Chicago (10/30) and had first career forced fumble
- Had his first career fumble recovery at Minnesota (11/6) along with five tackles, a single-game best

COLLEGE:

- Prior to his senior season in 2004, he moved to end from tackle and finished with a career-high 45

tackles (29 solo), 10 sacks, 13 stops for losses, two forced fumbles, two fumble recoveries and three pass deflections

- Team captain and voted Pac-10 co-Defensive Player of the Year.; Sports Illustrated.com 2004 All-American first team; Associated Press All-American first team; Football Writers Association of American first team. Finalist for the Lombardi Award and Hendricks Award and semifinalist for the Bednarik Award and Lott Trophy

PERSONAL:

- Attended Los Altos High in Hacienda Heights (Calif.) where he made 105 tackles with 22 sacks in 2000
- USA Today All-USA first team Defensive MVP; Parade All-American; Super Prep All-American; Prep-Star All-American and Dream Team
- Also played basketball
- Hosts a weekly web series titled "On the Nose" on HoustonTexans.com

Cody's 2012 Season Statistics

Date, Opp	G	GS	Tackles					Interceptions				Fumbles			
			Tot	Solo	Asst	Sk	Yds	No	Yds	Lg	TD	FF	FR	Yds	TD
9/9 vs. MIA	1	1	4	2	2	0.0	0.0	0	0	0	0	0	0	0	0
9/16 @ JAX	1	1	4	0	4	0.0	0.0	0	0	0	0	0	0	0	0
9/23 @ DEN	1	1	1	1	0	0.0	0.0	0	0	0	0	0	0	0	0
9/30 vs. TEN	1	1	2	2	0	0.0	0.0	0	0	0	0	0	0	0	0
10/8 @ NYJ	1	1	3	1	2	0.0	0.0	0	0	0	0	0	0	0	0
10/14 vs. GB	1	0	2	1	1	0.0	0.0	0	0	0	0	0	0	0	0
10/21 vs. BAL	1	1	3	1	2	0.0	0.0	0	0	0	0	0	0	0	0
11/4 vs. BUF	1	1	2	2	0	0.0	0.0	0	0	0	0	1	0	0	0
11/11 @ CHI															
11/18 vs. JAX															
11/22 @ DET															
12/2 @ TEN	1	1	2	2	0	0.0	0.0	0	0	0	0	1	0	0	0
12/10 @ NE															
12/16 vs. IND															
12/23 vs. MIN															
12/30 @ IND															
2012 Totals	9	8	23	12	11	0.0	0.0	0	0	0	0	2	0	0	0

Cody's Career Statistics


Year	Team	G	GS	Tackles					Interceptions				Fumbles			
				Tot	Solo	Asst	Sk	Yds	No	Yds	Lg	TD	FF	FR	Yds	TD
2005	Det	16	2	28	17	11	1.5	15.0	0	0	0	0	1	1	0	0
2006	Det	6	5	11	7	4	0.0	0.0	0	0	0	0	0	0	0	0
2007	Det	15	0	16	13	3	0.0	0.0	1	-2	-2	0	1	0	0	0
2008	Det	16	5	37	26	11	0.0	0.0	0	0	0	0	3	0	0	0
2009	Hou	14	13	21	13	8	0.5	1.0	0	0	0	0	1	0	0	0
2010	Hou	16	16	38	21	17	0.0	0.0	0	0	0	0	0	0	0	0
2011	Hou	16	16	23	16	7	1.0	7.0	0	0	0	2	0	1	0	0
2012	Hou	9	8	23	12	11	0.0	0.0	0	0	0	2	0	0	0	0
NFL Totals		108	65	197	125	72	3.0	23.0	1	-2	0	9	1	2	0	0

Cody's 2012 Season Highs

Tackles	4	twice, most recent: at Jacksonville, 9/16/12
Passes Defensed	1	twice, last at Tennessee, 12/2/12

Cody's Career Highs

Sacks	1.5	vs. Carolina (J. Delhomme), 10/16/05
Tackles	9	vs. Kansas City, 10/17/10
Forced Fumbles	1	vs. Oakland, 10/4/09
Fumble Recoveries	1	twice, most recent: vs. Indianapolis, 9/11/11
Interceptions	1	vs. Minnesota, 9/16/07 (-2 yards)



JARED CRICK DEFENSIVE END

Height: 6-4 | Weight: 276 | College: Nebraska |
Hometown: Cozad, Neb. | Rookie |
1st with Texans | Age as of Kickoff Weekend 2012: 23 |
Acquired: D4c, 2012 (126th overall) | 2012 GP/GS: 11/0 |
Career GP/GS: 11/0 | Teams: Houston, 2012 |

93

TRANSACTIONS: Selected by Houston Texans in the fourth round (126th overall) of the 2012 NFL Draft... Signed by Texans on May 14, 2012.

2012 (Houston 11/0):

- Made his NFL debut and made one solo tackle in the season opener vs. Miami (9/9)
- Had two tackles (one solo) at Jacksonville (9/16)
- Dressed but did not play at the New York Jets (10/8)
- Had six tackles (two solo) vs. Green Bay (10/14)
- Had two solo tackles vs. Baltimore (10/21)
- Made two tackles and broke up a pass at the line of scrimmage vs. Buffalo (11/4)
- Assisted on two tackles vs. Jacksonville (11/18)
- Collected four tackles (three solo) at Detroit (11/22)
- Recorded two tackles at Tennessee (12/2)

COLLEGE:

- Started his final 33 games at strong-side defensive tackle after beginning his career as a defensive end and appeared in 42 contests
- Saw his senior year cut short with a torn pectoral muscle that caused him to miss the final eight games
- Recorded 167 tackles (75 solo) in his career
- Ranks eighth on Nebraska's all-time sacks list with 20.0 (145 yards), had 35.0 tackles for loss (162 yards) for his career, one forced fumble, two fumble recoveries, eight pass breakups and two blocked kicks in his career
- Ranks 13th on the Nebraska's single-season chart with 17 tackles for loss in 2010
- Set school single-game records with five sacks and seven tackles for loss vs. Baylor in 2009
- Recipient of the Big Ten Conference Sportsmanship Award in his senior season
- Received first-team All-America honors from Rivals.com, adding second-team accolades from the Associated Press, Sports Illustrated and CBSSports.com for his junior season
- A unanimous All-Big XII Conference first-team choice and a member of the Big XII Commissioner's Spring Academic Honor Roll in 2010
- Received All-Big XII Conference first-team honors from the league's coaches his sophomore year
- Recorded a career-high 73 tackles (31 solos), ranked second on the squad and sixth in the league with 9.5 sacks (57 yards) and had 15 tackles for loss (63 yards)
- His sack total was the most in the country in 2009, edging out Ndamukong Suh's 4.5 sacks vs. Texas
- Played in nine games and made two tackles with a pass breakup Chosen Freshman All-SEC by the league's coaches his freshman year
- Redshirted as a freshman and moved inside to tackle from defensive end in the spring of 2008

PERSONAL:

- A three-sport star at Cozad (Neb.) High School where he recorded 75 tackles and five sacks as a junior en route to Class C-1 all-state honors from the Omaha World-Herald and honorable-mention all-state accolades from the Lincoln Journal Star
- As a senior, earned second-team All-Nebraska honors from the Omaha World-Herald and second-team Super-State honors from the Lincoln Journal Star, adding first-team Class B honors from both papers
- Led the basketball team with 12 points and eight rebounds per game and finished second in the state in the shot put with a throw of 60 10-1/4 in the state track and field championships
- Graduated in August, 2011 with a degree in History
- Two-time member of the Brook Berringer Citizenship Team for his community outreach work

Crick's 2012 Season Statistics

Date, Opp	Tackles							Interceptions					Fumbles				
	G	GS	Tot	Solo	Asst	Sk	Yds	No	Yds	Lg	TD	PD	FF	FR	Yds	TD	
9/9 vs. MIA	1	0	1	1	0	0.0	0.0	0	0	0	0	0	0	0	0	0	
9/16 @ JAX	1	0	2	1	1	0.0	0.0	0	0	0	0	0	0	0	0	0	
9/23 @ DEN	1	0	0	0	0	0.0	0.0	0	0	0	0	0	0	0	0	0	
9/30 vs. TEN	1	0	1	0	1	0.0	0.0	0	0	0	0	0	0	0	0	0	
10/8 @ NYJ	DID NOT PLAY																
10/14 vs. GB	1	0	6	2	4	0.0	0.0	0	0	0	0	1	0	0	0	0	
10/21 vs. BAL	1	0	2	2	0	0.0	0.0	0	0	0	0	0	0	0	0	0	
11/4 vs. BUF	1	0	2	1	1	0.0	0.0	0	0	0	0	1	0	0	0	0	
11/11 @ CHI	1	0	0	0	0	0.0	0.0	0	0	0	0	0	0	0	0	0	
11/18 vs. JAX	1	0	2	0	2	0.0	0.0	0	0	0	0	0	0	0	0	0	
11/22 @ DET	1	0	4	3	1	0.0	0.0	0	0	0	0	0	0	0	0	0	
12/2 @ TEN	1	0	2	2	0	0.0	0.0	0	0	0	0	0	0	0	0	0	
12/10 @ NE																	
12/16 vs. IND																	
12/23 vs. MIN																	
12/30 @ IND																	
2012 Totals	11	0	22	12	10	0.0	0.0	0	0	0	0	2	0	0	0	0	

Crick's 2012 Season Highs

Tackles 6 vs. Green Bay, 10/14/12
Passes Defensed 1 twice, last vs. Buffalo, 11/4/12



OWEN DANIELS

TIGHT END

Height: 6-3 | Weight: 247 | College: Wisconsin |
Hometown: Naperville, Ill. | 7th NFL Season |
7th with Texans | Age as of Kickoff Weekend 2012: 29 |
Acquired: D4-'06 (98th overall) | 2012 GP/GS: 11/10 |
Career GP/GS: 91/87 | Teams: Houston, 2006-12 |

81

TRANSACTIONS: Selected by Houston Texans in the fourth round (98th pick overall) of the 2006 NFL Draft...Signed by Texans on July 12, 2006...Re-signed with Texans on June 15, 2009...Placed on Reserve/Injured list on Nov. 4, 2009...Re-signed with Texans on June 11, 2010...Re-signed with Texans on March 3, 2011.

HONORS:

- Pro Bowl Selection (2009)

CAREER:

- Texans all-time leader in receptions (349) and receiving yards (4,247) at tight end
- Has caught a pass in 79 consecutive regular season games played
- Ranks second in both receptions and receiving yards in team history, while his 234 receiving first downs also ranks second in team history
- Became the second player to have 4,000-plus receiving yards in team history
- Is averaging 46.7 receiving yards per game, which is second in team history
- The first Texan to score in the NFL Pro Bowl when he caught a 9-yard touchdown pass in the second quarter of the 2009 game

2012 (Houston 11/10):

- Made his 300th career reception with his first catch before finishing with four receptions for 87 yards in the season opener vs. Miami (9/9)
- Led the team with a game-high six receptions, gaining 47 yards at Jacksonville (9/16)
- Caught three passes for 26 yards including a 14-yard touchdown at Denver (9/23)
- Named the Offensive Player of the Game after leading the team with six receptions for 72 yards and a touchdown vs. Tennessee (9/30)
- Led the team with four receptions for 79 yards at the New York Jets (10/8) and caught a touchdown pass for the third consecutive game
- Caught his fourth touchdown pass of the season as part of a season-high seven-catch day vs. Baltimore (10/21)
- Tied a career-high with his fifth touchdown catch of the season on a 39-yards pass as part of a 62 yard day vs. Buffalo (11/4)
- Inactive at Chicago (11/11)
- Caught six passes for 57 yards vs. Jacksonville (11/18)
- Caught his career-best sixth touchdown of the season when he hauled in a 9-yard pass in the second quarter at Detroit (11/22)

2011 (Houston 15/15):

- Led the team and ranked sixth among AFC tight ends with 54 receptions and for 677 yards and had three touchdown catches
- Caught three passes for 25 yards including his first touchdown of the season on a 4-yard reception in the second quarter at Miami (9/18)
- Had five receptions for 76 yards and a touchdown for the second consecutive game at New Orleans (9/25)
- Caught a touchdown in the third consecutive game as part of a five-reception, 69-yard day vs. Pittsburgh (10/2)
- Led all Texans in receptions with a season-high seven for 89 yards vs. Oakland (10/9)
- Caught a pass in his 60th consecutive game when he hauled in a season-long 34-yarder in the second quarter at Tennessee (10/23) as part of a 71-yard day receiving
- Made four receptions for 60 yards including a crucial finger-tip catch to convert a third down at the end of the fourth quarter vs. Jacksonville (10/30)
- Surpassed 3,500 career receiving yards on his second catch of the game, an 8-yard gain in the first quarter vs. Atlanta (12/4)
- Led all Texans with 100 yards receiving on seven receptions including a one-handed grab on third down that helped set up the game winner at Cincinnati (12/11)
- Inactive in the season finale vs. Tennessee (1/1/12)
- Started in his postseason debut and caught two passes for 29 yards in AFC Wild Card Playoff vs. Cincinnati (1/7/12)
- Had two receptions for 26 yards in AFC Divisional Playoff at Baltimore (1/15/12)

2010 (Houston 11/10):

- Played in 11 games with 10 starts and caught 38 passes on the season for 471 yards and two touchdowns
- Caught five passes for 91 yards vs. Baltimore (12/13)
- Had a team-high eight receptions for 73 yards and his first touchdown of the season at Denver (12/26)
- Recorded five receptions for 62 yards and a touchdown vs. Jacksonville (1/2/11)

2009 (Houston 8/8):

- Started the first eight games of the season and caught 40 passes for 519 yards and five touchdowns before suffering a season ending knee injury Week 9
- Had six receptions for 72 yards and a third quarter game-tying touchdown at Tennessee (9/20) to help set up for the game-winning field goal
- Caught eight passes for 94 yards in the second half at Arizona (10/11)
- Caught seven passes for 78 yards and tied a career high with two touchdowns at Cincinnati (10/18)

- Was the team leader in receptions and yards vs. San Francisco (10/25) where he had seven catches for 123 yards and a touchdown
- Made one catch for 22 yards at Buffalo (11/1) before leaving the game with a torn ACL and being placed on the reserve/injured list (11/4)

2008 (Houston 16/16):

- Started all 16 games and caught 70 passes for 862 yards and two touchdowns, earning his first trip to the Pro Bowl
- Ranked second among AFC tight ends in receiving yards (862) and first downs (46), trailing only Kansas City TE Tony Gonzalez in both categories
- Ranked in the top five among AFC tight ends in receptions (third, 70), receiving yards per game (third, 53.9) and yards per reception (fourth, 12.3)
- Teamed with Andre Johnson to form the most prolific receiver-tight end pairing in the NFL with a combined 185 receptions and 2,437 yards
- Recorded 66 yards on six receptions including two touchdowns vs. Detroit (10/19)
- Caught 11 passes for 131 yards, both career-highs at Minnesota (11/2)
- Caught seven passes for 111 yards at Oakland (12/21)

2007 (Houston 16/16):

- Started all 16 games and finished with 63 catches for 768 yards and three touchdowns
- Reception and yardage totals both ranked sixth among NFL tight ends
- His 63 catches were second-most on the team and his 768 yards ranked third
- Caught a season-high seven passes for 56 yards vs. Indianapolis (9/23)
- Caught six passes for a season-high 96 yards vs. Miami (10/7)
- Tied his season high with seven receptions for 82 yards and scored his first touchdown of the season at Cleveland (11/25)

2006 (Houston 14/12):

- Started 12 games as a rookie and finished tops in NFL among rookie tight ends with 34 catches for 352 yards and five touchdowns
- His five scores tied for the team lead and were the most ever by a Texans tight end
- Started his first career game vs. Philadelphia (9/10)
- Registered four catches for 44 yards, including his first career touchdown for 33 yards at Indianapolis (9/17)
- Had a season-high 99 receiving yards with nine catches and two TDs at Tennessee (10/29), setting a team record for rookie tight ends

COLLEGE:

- Began his Wisconsin career on special teams and at quarterback
- Moved to flanker and then tight end as a sophomore and also saw action at split end and wingback
- Played in 43 games during his career, 36 of them as a receiver
- Caught 62 passes for 852 yards (13.7 avg) and eight touchdowns
- Atmospheric and oceanic sciences major who earned Academic All-Big Ten Conference honors in 2002

PERSONAL:

- Resides in Houston
- Played basketball and ran track at Naperville (Ill.) Central High School for the Redhawks

Daniels' 2012 Season Statistics

Date, Opp	GP	GS	Rush	Yds	Avg	Lg	TD	Rec	Yds	Avg	Lg	TD
9/9 vs. MIA	1	1	0	0	--	--	0	4	87	21.8	29	0
9/16 @ JAX	1	1	0	0	--	--	0	6	47	7.8	12	0
9/23 @ DEN	1	1	0	0	--	--	0	3	26	8.7	14	1
9/30 vs. TEN	1	1	0	0	--	--	0	6	72	12.0	28	1
10/8 @ NYJ	1	1	0	0	--	--	0	4	79	19.8	34	1
10/14 vs. GB	1	1	0	0	--	--	0	3	46	15.3	27	0
10/21 vs. BAL	1	1	0	0	--	--	0	7	59	8.4	19	1
11/4 vs. BUF	1	1	0	0	--	--	0	4	62	15.5	39	1
11/11 @ CHI							INACTIVE					
11/18 vs. JAX	1	0	0	0	--	--	0	6	57	9.5	18	0
11/22 @ DET	1	1	0	0	--	--	0	4	20	5.0	9	1
12/2 @ TEN	1	1	0	0	--	--	0	3	43	14.3	19	0
12/10 @ NE												
12/16 vs. IND												
12/23 vs. MIN												
12/30 @ IND												
2012 Totals	11	10	0	0	--	--	0	50	598	12.0	39	6

Daniels' Career Statistics

Year	Team	G	GS	Rush	Yds	Avg	Lg	TD	Rec	Yds	Avg	Lg	TD
2006	Hou	14	12	0	0	--	--	0	34	352	10.3	33	5
2007	Hou	16	16	0	0	--	--	0	63	768	12.2	29	3
2008	Hou	16	16	0	0	--	--	0	70	862	12.3	35	2
2009	Hou	8	8	0	0	--	--	0	40	519	13.0	44	5
2010	Hou	11	10	0	0	--	--	0	38	471	12.4	31	2
2011	Hou	15	15	0	0	--	--	0	54	677	12.5	34	3
2012	Hou	11	10	0	0	--	--	0	50	598	12.0	39	6
NFL Totals		91	87	0	0	--	--	0	349	4,247	12.2	44	26



DANIELS, OWEN

Daniels' 2012 Season Highs


Receptions	7	vs. Baltimore, 10/21/12
Receiving Yards	87	vs. Miami, 9/9/12
Receiving Long	39t	vs. Buffalo, 11/4/12
Receiving Touchdowns	1	six times, most recent: at Detroit, 11/22/12

Daniels' Career Highs

Receptions	11	at Minnesota (133 yards), 11/2/08
Receiving Yards	133	at Minnesota (11 receptions), 11/2/08
Receiving Touchdowns	2	three times, most recent: Cincinnati, 10/18/09
Receiving Long	44	vs. Oakland, 10/4/09

Additional Statistics

Special Teams Tackles: 2 total; 2006 – 2.



QUINTIN DEMPS

FREE SAFETY

27

Height: 5-11 | Weight: 206 | College: UTEP |
Hometown: San Antonio, Texas | 4th NFL Season |
3rd with Texans | Age as of Kickoff Weekend 2012: 27 |
Acquired: FA-10 | 2012 GP/GS: 9/0 | Career GP/GS: 45/0 |
Teams: Philadelphia, 2008-09; Houston, 2010-12 |

TRANSACTIONS: Selected by Philadelphia Eagles in the fourth round (117th overall) in the 2008 NFL Draft...Signed by Eagles on May 30, 2008...Released by Eagles on Sept. 4, 2010...Signed with Texans on December 7, 2010...Released by Texans on Sept. 3, 2011...Signed by Texans on Oct. 25, 2011.

CAREER:

- Has played in 45 career games, recording 61 total tackles, a sack and three interceptions while also returning 58 kickoffs for 1,469 yards and a touchdown
- Has recorded two interceptions and 49 tackles with the Texans

2012 (Houston 9/0):

- Made two tackles and assisted on two special teams tackles vs. Miami (9/9)
- Had three solo tackles at Jacksonville (9/16)
- Set a career-high with seven tackles (six solo) and broke up a pass at Denver (9/23)
- Made two solo tackles before leaving the game with a forearm injury vs. Tennessee (9/30)
- Inactive for three games due to injury
- Recovered a fumble for the first time in his career when he schooped up a loose ball late in the fourth quarter vs. Buffalo (11/4)
- Made one solo tackle at Chicago (11/11)
- Recorded a pass defended vs. Jacksonville (11/18)
- Had four tackles (three solo) at Detroit (11/22)
- Registered three tackles and a pass defended at Tennessee (12/2)

2011 (Houston 9/0):

- Signed by the Texans to active roster (10/25) and recorded a career-high 22 tackles and had two interceptions and four passes defended
- Returned five kickoffs for 169 yards (33.8 average)
- Assisted on a tackle and had a pass defended vs. Jacksonville (10/30)
- Made two solo tackles and intercepted a Colt McCoy pass and returned it 42 yards to set up a field goal to end the first half vs. Cleveland (11/6)
- Had four tackles (three solo) and intercepted a Josh Freeman pass and returned it five yards at Tampa Bay (11/13)
- Made three tackles (two solo) at Jacksonville (11/27)
- Had four solo tackles vs. Atlanta (12/4)
- Had one solo tackle and broke up a pass while also averaging 42.0 yards on two kickoff returns including a long of 50 yards vs. Carolina (12/18)
- Returned one kickoff 33 yards at Indianapolis (12/22)
- Led the Texans defense with a career-high six solo tackles in the season finale vs. Tennessee (1/1/12)
- Started and made one solo tackle in AFC Wild Card Playoff vs. Cincinnati (1/7/12)
- Recorded two solo tackles in AFC Divisional Playoff at Baltimore (1/15/12)

2010 (Houston 2/0):

- Released by Eagles following training camp (9/4) and was signed by Texans (12/7)
- Inactive vs. Baltimore (12/13) and at Tennessee (12/19)
- Saw action on special teams at Denver (12/26) and vs. Jacksonville (1/2)

2009 (Philadelphia 9/0):

- Played in nine games and recorded seven solo tackles, one interception and three passes defended
- Returned six kickoffs for 155 yards, with a long of 48

2008 (Philadelphia 16/0):

- Played in all 16 games as a rookie and recorded five solo tackles, one sack, one pass defended and one forced fumble
- Returned 52 kickoffs for 1,314 yards (25.3 average) and one touchdown, a 100-yard return at Baltimore (11/23)

COLLEGE:

- Had 17 career interceptions at UTEP and became the first player in school and Conference USA history to have two 100-yard interception returns in both a season and a career
- As a senior in 2007, was a third-team All-American and had five interceptions for 220 yards and five touchdowns, 72 tackles, a 13.3-yard punt return average and a 22.4-yard kickoff return average
- Had seven interceptions and 67 tackles as a junior in 2006

PERSONAL:

- Prepped at Theodore Roosevelt High School in San Antonio, Texas

Demps' 2012 Season Statistics

Date, Opp	G	GS	Tackles					Interceptions					Fumbles			
			Tot	Solo	Asst	Sk	Yds	No	Yds	Lg	TD	PD	FF	FR	Yds	TD
9/9 vs. MIA	1	0	2	2	0	0.0	0.0	0	0	0	0	0	0	0	0	0
9/16 @ JAX	1	0	3	3	0	0.0	0.0	0	0	0	0	0	0	0	0	0
9/23 @ DEN	1	0	7	6	1	0.0	0.0	0	0	0	0	1	0	0	0	0
9/30 vs. TEN	1	0	2	2	0	0.0	0.0	0	0	0	0	0	0	0	0	0
10/8 @ NYJ								INACTIVE								
10/14 vs. GB								INACTIVE								
10/21 vs. BAL								INACTIVE								
11/4 vs. BUF	1	0	5	4	1	0.0	0.0	0	0	0	0	1	0	1	0	0
11/11 @ CHI	1	0	1	1	0	0.0	0.0	0	0	0	0	0	0	0	0	0
11/18 vs. JAX	1	0	0	0	0	0.0	0.0	0	0	0	0	1	0	0	0	0
11/22 @ DET	1	0	4	3	1	0.0	0.0	0	0	0	0	0	0	0	0	0
12/2 @ TEN	1	0	3	3	0	0.0	0.0	0	0	0	0	1	0	0	0	0
12/10 @ NE																
12/16 vs. IND																
12/23 vs. MIN																
12/30 @ IND																
2012 Totals	9	0	27	24	3	0.0	0.0	0	0	0	0	4	0	1	0	0

Demps' Career Statistics

Year Team	G	GS	Tackles					Interceptions					Fumbles			
			Tot	Solo	Asst	Sk	Yds	No	Yds	Lg	TD	PD	FF	FR	Yds	TD
2008 Phi	16	0	5	5	0	1.0	9.0	0	0	0	0	1	1	0	0	0
2009 Phi	9	0	7	7	0	0.0	0.0	1	12	12	0	3	0	0	0	0
2010 Hou	2	0	0	0	0	0.0	0.0	0	0	0	0	0	0	0	0	0
2011 Hou	9	0	22	18	4	0.0	0.0	2	47	42	0	4	0	0	0	0
2012 Hou	9	0	27	24	3	0.0	0.0	0	0	0	0	4	0	1	0	0
NFL Totals	45	0	61	54	7	1.0	9.0	3	59	42	0	12	1	1	0	0

Demps' 2012 Season Highs

Tackles	7	at Denver, 9/23/12
Passes Defended	1	four times, most recent: at Tennessee 12/2/12
Fumble Recoveries	1	vs. Buffalo, 11/4/12

Demps' Career Highs

Tackles	7	at Denver, 9/23/12
Sacks	1	vs. Cleveland, 12/15/08
Interceptions	1	three times, most recent: at Tampa Bay (J. Freeman), 11/13/11
Passes Defended	1	12 times, most recent: at Tennessee, 12/2/12
Forced Fumbles	1	vs. Dallas, 12/28/08
Fumble Recoveries	1	vs. Buffalo, 11/4/12



TIM DOBBINS INSIDE LINEBACKER

Height: 6-1 | Weight: 245 | College: Iowa State |
Hometown: Nashville, Tenn. | 7th NFL Season |
2nd with Texans | Age as of Kickoff Weekend 2012: 29 |
Acquired: FA-'11 | 2012 GP/GS: 10/5 | Career GP/GS: 103/21 |
Teams: San Diego, 2006-09; Miami, 2010; Houston, 2012 |

52

TRANSACTIONS: Drafted by San Diego Chargers in the fifth round (151st overall) of the 2006 NFL Draft... Signed by Chargers on July 24, 2006... Re-signed by Chargers on April 19, 2010... Acquired by Miami Dolphins on April 22, 2010 via trade... Signed as a free agent by Houston Texans on Aug. 7, 2011.

CAREER:

- Has appeared in 103 games with 21 starts, totaling 190 tackles (138 solo), two sacks, three interceptions, 11 passes defended, six forced fumbles and six fumble recoveries
- Played for Texans defensive coordinator Wade Phillips during his rookie season in San Diego
- Started 8-of-16 games, registering career highs of 78 tackles (42 solo), one interception and three forced fumbles in 2008

2012 (Houston 10/5):

- Was named the special teams team captain by teammates for the 2012 season
- Made one solo tackle one tackle on special teams before leaving with an injury in the season opener vs. Miami (9/9)
- Started his first game as a Texan and had two special teams tackles at Jacksonville (9/16)
- Inactive at Denver (9/23)
- Made two solo tackles vs. Tennessee (9/30)
- Had eight tackles (three solo) and broke up a pass at the New York Jets (10/8)
- Made three tackles (two solo) and broke up a pass vs. Baltimore (10/21)
- Had six tackles (four solo) vs. Buffalo (11/4)
- Made a season-high nine tackles (seven solo) and recovered a fumble he returned for 32 yards at Chicago (11/11)
- Recovered a fumble following a sack by Danieal Manning vs. Jacksonville (11/18)
- Inactive at Detroit (11/22)
- Intercepted a Jake Locker pass in the second quarter, recovered a fumble, and made four tackles (three solo) at Tennessee (12/2)

2011 (Houston 15/0):

- Led the team with nine special teams tackles on the year
- Recorded one special teams solo tackle in the season opener vs. Indianapolis (9/11) and was named the team Special Teams Player of the Game
- Made a special teams tackle at New Orleans (9/25)
- Tied for the team lead with two special teams tackles at Baltimore (10/16)
- Made a special teams tackle vs. Cleveland (11/6)
- Led the team with two special teams tackles vs. Atlanta (12/4)
- Assisted on two tackles at Cincinnati (12/11)
- Forced a fumble and broke up a pass in the season finale vs. Tennessee (1/1/12)
- Made one solo tackle and one special teams tackle in AFC Wild Card Playoff vs. Cincinnati (1/7/12)
- Made one solo tackle, stopping Ray Rice on fourth down at the one-yard line to prevent a touchdown, in AFC Divisional Playoff at Baltimore (1/15/12)

2010 (Miami 16/6):

- Started six games and played in a reserve role 10 times, finishing the season with 43 tackles
- Made his Dolphin debut in a reserve role at Buffalo (9/12)
- Had three tackles and sacked Ravens QB Joe Flacco for a 6-yard loss at Baltimore (11/7)
- Started and led the Dolphins in tackles with 11 stops at New England (1/2/11)

2009 (San Diego 14/2):

- Played in 14 games with two starts and finished season with 57 tackles, one sack, one interception and four special teams tackles
- Was awarded game ball from coaches after interception and a career-high 14 tackles at Kansas City (10/25)
- Quarterback pressure led to safety in win vs. Kansas City (11/29)
- Was awarded game ball at Dallas (12/13) for hand in second, third and fourth-down stops during key goal line stand

2008 (San Diego 16/8):

- Played in all 16 games for the third consecutive season, with a career-high eight starts
- Notched interception in third quarter at Oakland (9/28) which led to Chargers' first touchdown of game en route to a 28-18 win
- Started first-career game at inside linebacker vs. New England (10/12)
- Paced squad with season high 13 tackles and a forced fumble in NFL International Series game against New Orleans in London (10/26)
- Led team with season high four special teams tackles vs. Denver (12/28)
- Helped save season with an 8-yard sack of Peyton Manning at Colts' 1-yard line on third down late in fourth quarter of AFC Wild Card Playoff game vs. Indianapolis (1/3/09)

2007 (San Diego 16/0):

- Played in all 16 games, primarily on special teams, and had 16 tackles, including 12 on special teams
- Recorded nine stops at inside linebacker after Matt Wilhelm left contest in first quarter (calf) at New England (9/16)
- Had a forced fumble on special teams and team-high three stops in win vs. Detroit (12/16)
- Led team with two special teams tackles in AFC Championship Game at New England (1/20)

2006 (San Diego 16/0):

- Played in all 16 games, primarily on special teams, and notched a career-high 18 tackles and added four tackles on defense
- Scored first-career touchdown, recovering muffed punt in end zone vs. Arizona (12/31)

COLLEGE:

- First-team All-Big 12 as senior and honorable mention as junior at Iowa State
- Big 12 Defensive Newcomer of Year in 2004
- Spent 2002-03 seasons at Copiah-Lincoln Junior College in Mississippi
- All-state honorable mention in Mississippi Association of Community and Junior Colleges as a sophomore
- Finished junior college career with 210 tackles, 13 sacks and four interceptions
- Played at Iowa State from 2004-05

PERSONAL:

- Attended Glenciff (Nashville, TN) High school where he was an All-State linebacker
- Selected to play in 2002 Tennessee-Kentucky All-Star Game in Knoxville
- Born in Nashville, Tenn.

Dobbins' 2012 Season Statistics

Date, Opp	Tackles					Interceptions					Fumbles				
	G	GS	Tot	Solo	Asst	Sk	Yds	No	Yds	Lg	TD	PD	FF	FR	Yds
9/9 vs. MIA	1	0	1	1	0	0.0	0.0	0	0	0	0	0	0	0	0
9/16 @ JAX	1	1	0	0	0	0.0	0.0	0	0	0	0	0	0	0	0
9/23 @ DEN								INACTIVE							
9/30 vs. TEN	1	0	2	2	0	0.0	0.0	0	0	0	0	0	0	0	0
10/8 @ NYJ	1	0	8	3	5	0	0	0	0	0	0	1	0	0	0
10/14 vs. GB	1	0	3	1	2	0.0	0.0	0	0	0	0	0	0	0	0
10/21 vs. BAL	1	1	3	2	1	0.0	0.0	0	0	0	0	1	0	0	0
11/4 vs. BUF	1	1	6	4	2	0.0	0.0	0	0	0	0	0	0	0	0
11/11 @ CHI	1	1	9	7	2	0.0	0.0	0	0	0	0	0	0	1	32
11/18 vs. JAX	1	1	0	0	0	0.0	0.0	0	0	0	0	0	0	1	0
11/22 @ DET								INACTIVE							
12/2 @ TEN	1	0	4	3	1	0.0	0.0	1	7	7	0	1	0	1	0
12/10 @ NE															
12/16 vs. IND															
12/23 vs. MIN															
12/30 @ IND															
2012 Totals	10	5	36	23	13	0.0	0.0	1	7	7	0	3	0	3	32

Dobbins' Career Statistics

Year	Team	Tackles					Interceptions					Fumbles				
		G	GS	Tot	Solo	Asst	Sk	Yds	No	Yds	Lg	TD	PD	FF	FR	Yds
2006	SD	16	0	1	0	1	0.0	0.0	0	0	0	0	0	0	1	0
2007	SD	16	0	9	8	1	0.0	0.0	0	0	0	0	1	1	2	0
2008	SD	16	8	46	36	10	0.0	0.0	1	4	4	0	4	3	0	0
2009	SD	14	2	51	37	14	1.0	7.0	1	13	13	0	1	1	0	0
2010	Mia	16	6	43	32	11	1.0	6.0	0	0	0	0	1	0	0	0
2011	Hou	15	0	4	2	2	0.0	0.0	0	0	0	0	1	1	0	0
2012	Hou	10	5	36	23	13	0.0	0.0	1	7	7	0	3	0	3	32
NFL Totals		103	21	190	138	52	2.0	13.0	3	24	13	0	11	6	6	32

Dobbins' 2012 Season Highs

Tackles	9	at Chicago (11/11/12)
Fumble Recoveries	1	three times, most recent: at Tennessee, 12/2/12
Interceptions	1	at Tennessee, 12/2/12

Dobbins' Career Highs

Sacks	1	twice, most recent: at Baltimore (J. Flacco), 11/7/10
Tackles	11	three times, most recent: at New England, 1/2/11
Interceptions	1	three times, most recent: at Tennessee (J. Locker), 12/2/12
Fumble Recoveries	1	six times, most recent: at Tennessee, 12/2/12
Forced Fumbles	1	six times, most recent: vs. Tennessee, 1/1/12

Additional Statistics

Special Teams Tackles: 62 total; 2006 – 18; 2007 – 12; 2008 – 13; 2009 – 4; 2010 – 5; 2011 – 9; 2012 – 8.



JUSTIN FORSETT RUNNING BACK

28

Height: 5-8 | Weight: 198 | College: California |
Hometown: Lakeland, Fla. | 5th NFL Season |
1st with Texans | Age as of Kickoff Weekend 2012: 26 |
Acquired: UFA-'12 | 2012 GP/GS: 12/0 | Career GP/GS: 74/7 |
Teams: Seattle 2008-11; Indianapolis, 2008; Houston, 2012 |

TRANSACTIONS: Selected by the Seattle Seahawks in the seventh round (233th overall) of the 2008 NFL Draft...Waived by the Seahawks on Sept. 9, 2008...Signed off waivers by Indianapolis Colts on Sept. 11, 2008...Released by the Indianapolis Colts on Oct. 7, 2008...Signed by Seahawks to the practice squad on Oct. 9, 2008...Signed by Seahawks from practice squad to active roster on Oct. 14, 2008...Signed by Houston Texans as an unrestricted free agent on June 4, 2012.

CAREER:

- Has appeared in 74 career games with seven starts rushing for 1,651 yards on 337 carries and nine touchdowns
- Earned position on the Seahawks 53-man roster to open the 2008 season, but was waived following Week 1 and signed with Indianapolis.
- Led Seattle in 2009 with a 5.4 yards/carry average and four rushing touchdowns while finishing second with 114 carries and 619 yards.
- Served rookie season as the Seahawks primary punt returner and was second among all NFL rookies with a 9.7-yard return average

2012 (Houston 12/0):

- Saw action on special teams in the season opener vs. Miami (9/9)
- Had six carries in the fourth quarter for 35 yards at Jacksonville (9/16)
- Made a special teams tackle at Denver (9/23)
- Led the team in rushing with 47 yards on seven carries and had one reception for 18 yards vs. Green Bay (10/14)
- Rushed for 32 yards on six carries including a long of 11 yards vs. Baltimore (10/21)
- Picked up 25 yards on a second-quarter carry at Chicago (11/11)
- Rushed for 59 yards on seven carries including a season-long of 30 yards vs. Jacksonville (11/18)
- Scored on an 81-yard run in the third quarter at Detroit (11/22), the longest run of his career and the longest run in Texans franchise history
- Led the team in rushing with 64 yards on 14 carries at Tennessee (12/2)

2011 (Seattle 16/0):

- Saw action in all 16 games for the Seahawks, rushing for 145 and a touchdown in addition to 23 receptions for 128 yards
- Had 10 yards on three rushes and 20 yards on three receptions at Pittsburgh (9/18)
- Had 11 yards on three carries and 30 yards on three receptions vs. Atlanta (10/2)
- Rushed eight times for 23 yards at Cleveland (10/23)
- Had one reception for 13 yards and a kickoff return for 11 yards vs. Cincinnati (10/30)
- Had a season-high 31 yards on four carries, including a 22-yard touchdown at St. Louis (11/20)
- Had one rush for eight yards and two catches for 14 yards vs. St. Louis (12/12)
- Rushed six times for 12 yards and had a nine-yard reception at Chicago (12/18)
- Rushed once for five yards and had 20 yards on two receptions vs. San Francisco (12/24)
- Had 16 yards on six rushes at Arizona (1/1/12)

2010 (Seattle 16/5):

- Saw action in all 16 games, including five starts at running back
- Rushed for 523 yards with a long of 32 yards and had two touchdowns on the season
- Rushed for 67 yards on 10 attempts, made four first downs and scored a touchdown at Chicago (10/17)

2009 (Seattle 16/2):

- Saw action in all 16 games and recorded two starts
- Rushed for 619 yards and posted 350 receiving yards with four touchdowns
- Rushed for 123 yards and recorded a touchdown at Arizona (11/15)
- Racked up 80 receiving yards with a long of 47 at Minnesota (11/22)

2008 (Seattle 11/0, Indianapolis 3/0):

- Recorded 223 yards on 23 punt returns in 11 games with Seattle
- Posted 248 yards on 11 kick returns in his three games with Indianapolis

COLLEGE:

- In 49 games at California, Forsett started 18, including 13 as a senior
- Ranks third in school history with 3,220 yards rushing and fourth with 26 touchdowns on the ground, as he carried 567 times
- Caught 41 passes for 386 yards and a score, adding 162 yards on 10 kickoff returns while recovering a blocked punt for a touchdown
- Recorded seven tackles (six solo) on special teams.

PERSONAL:

- Attended Grace Prep Academy in Arlington, Texas as a junior and senior after spending freshman and sophomore years at Polk High in Mulberry, Fla. before family moved to Texas
- Led the Academy to back-to-back state championships in the Texas private school division, earning Class 4A First-Team All-State and Most Valuable Player honors
- Member of the Dallas Morning News' All-Area Top 100 team and participated in the Texas All-Star

Game, earning MVP accolades in that contest

- Scored 63 touchdowns and rushed for nearly 5,000 yards during final two seasons
- Also lettered in basketball and track at Grace Prep

Forsett's 2012 Season Statistics

Date, Opp	GP	GS	Rush	Yds	Avg	Lg	TD	Rec	Yds	Avg	Lg	TD
9/9 vs. MIA	1	0	0	0	--	--	0	0	0	--	--	0
9/16 @ JAX	1	0	6	35	5.8	14	0	0	0	--	--	0
9/23 @ DEN	1	0	0	0	--	--	0	0	0	--	--	0
9/30 vs. TEN	1	0	0	0	--	--	0	0	0	--	--	0
10/8 @ NYJ	1	0	4	6	1.5	5	0	0	0	--	--	0
10/14 vs. GB	1	0	7	47	6.7	17	0	1	18	18.0	18	0
10/21 vs. BAL	1	0	6	32	5.3	11	0	0	0	--	--	0
11/4 vs. BUF	1	0	6	7	1.2	6	0	0	0	--	--	0
11/11 @ CHI	1	0	4	27	6.8	25	0	0	0	--	--	0
11/18 vs. JAX	1	0	7	59	8.4	30	0	1	6	6.0	6	0
11/22 @ DET	1	0	5	87	17.4	81	1	0	0	--	--	0
12/2 @ TEN	1	0	14	64	4.6	14	0	0	0	--	--	0
12/10 @ NE												
12/16 vs. IND												
12/23 vs. MIN												
12/30 @ IND												
2012 Totals	12	0	59	364	6.2	81	1	2	24	12.0	18	0

Forsett's Career Statistics

Year	Team	G	GS	Rush	Yds	Avg	Lg	TD	Rec	Yds	Avg	Lg	TD
2008	SEA	11	0	0	0	--	--	0	0	0	--	--	0
2008	IND	3	0	0	0	--	--	0	0	0	--	--	0
2009	SEA	16	2	114	619	5.4	35	4	41	350	8.5	47	1
2010	SEA	16	5	118	523	4.4	32	2	33	252	7.6	21	0
2011	SEA	16	0	46	145	3.2	22	2	33	252	7.6	21	0
2012	HOU	12	0	59	364	6	81	1	2	24	12	18	0
NFL totals		74	7	337	1,651	4.9	81	9	109	878	8.1	47	1

Forsett's 2012 Season Highs

Rushing Yards 87 at Detroit (5 attempts), 11/22/12
Rushing Attempts 14 at Tennessee, 12/2/12
Rushing Long 81t at Detroit, 11/22/12

Forsett's Career Highs

Rushing Yards 130 at St. Louis (22 attempts), 11/29/09
Rushing Attempts 22 at St. Louis (130 yards), 11/29/09
Rushing Touchdowns 2 at St. Louis, 11/29/09
Rushing Long 81t at Detroit, 11/22/12
Receptions 8 at Minnesota (80 yards), 11/22/09
Receiving Yards 80 at Minnesota (8 receptions), 11/22/09
Receiving Long 47 at Minnesota (8 receptions), 11/22/09

Additional Statistics

Special Teams Tackles: 3 total; 2009 – 2, 2012 – 3.



ARIAN FOSTER RUNNING BACK

Height: 6-1 | Weight: 229 | College: Tennessee |
Hometown: San Diego, Calif. | 4th NFL Season |
4th with Texans | Age as of Kickoff Weekend 2012: 26 |
Acquired: CFA-'09 | 2012 GP/GS: 12/12 |
Career GP/GS: 47/39 | Teams: Houston, 2009-12 |

23

TRANSACTIONS: Signed by Houston Texans as an undrafted free agent on May 1, 2009...Released by Texans on Sept. 5, 2009...Signed to Texans practice squad on Sept. 6, 2009...Signed to Texans active roster on Nov. 17, 2009...Re-signed with Texans on March 6, 2012.

HONORS:

- Elected to the 2012 Pro Bowl
- Played in the 2011 Pro Bowl as a starter
- Associated Press First-Team All-Pro (2010) ; Second-Team All-Pro (2011)
- Sporting News All-Pro (2010)
- Pro Football Weekly/Pro Football Writers of America All-NFL Team (2010)
- Pro Football Weekly/Prof Football Writers of America Most Improved Player (2010)
- Three-time AFC Offensive Player of the Week (Week 1, 2010; Week 4, 2011; Week 7, 2011)
- Two-time AFC Offensive Player of the Month (September, 2010; October, 2011)
- FedEx Ground Player of the Week (Week 1, 2010; Week 17, 2010)
- FedEx Ground Player of the Year Finalist (2010)
- Houston Texans Team MVP (2010)
- ESPY - NFL Strongest Performance (2011)

CAREER:

- Ranks first in franchise history with 4,186 yards and 42 rushing touchdowns
- Led NFL in rushing in 2010 and recorded the most rushing yards ever by an undrafted player with 1,616 yards, surpassing Priest Holmes' previous record of 1,615 set in 2002
- Was the third player in NFL history to amass 1,600 rushing yards and 600 receiving yards in a season
- Finished 2009 with 54 carries for 257 yards and three touchdowns to go with eight receptions for 93 yards
- Has 22 100-yard rushing games and three 100-yard receiving games in his career
- Became the fifth player in NFL history to surpass 1,000 rushing yards and 600 receiving yards in consecutive seasons (2010-11)

2012 (Houston 12/12):

- Had 14 carries for 70 yards and two touchdowns in the season opener vs. Miami (9/9)
- Became the second Texans position player to score more than 300 career points when he scored his first touchdown of the season vs. Miami
- Carried 28 times for 110 yards and a touchdown, becoming the Texans all-time leader in rushing on a 9-yard gain in the second quarter at Jacksonville (9/16)
- Ran for over 100 yards for the second consecutive game as he racked up 105 yards on 25 carries as well as catching a 3-yard touchdown pass at Denver (9/23)
- Scored a touchdown in his sixth consecutive regular season game when he found the end zone from 4 yards out in the first quarter vs. Tennessee (9/30)
- Rushed for a season-high 152 yards and a touchdown at the New York Jets (10/8)
- Rushed for two touchdowns vs. Green Bay (10/14)
- Had 19 carries for 98 yards and two touchdowns vs. Baltimore (10/21)
- Ran for 111 yards on 24 carries vs. Buffalo (11/4) while scoring a touchdown in his 10th consecutive game
- Scored a touchdown in his 11th consecutive game when he caught a 3-yard touchdown pass in the second quarter to go along with 29 carries for 102 yards rushing at Chicago (11/11)
- Rushed for 77 yards and had 15 more receiving vs. Jacksonville (11/18)
- Surpassed 1,000 yards rushing for the third consecutive season as he rushed for 102 yards on 20 carries and scored two touchdowns at Detroit (11/22)
- Scored his 13th rushing touchdown of the season on a 2-yard run at Tennessee (12/2)

2011 (Houston 13/13):

- Third in NFL in scrimmage yards and averaged an NFL-best 141.6 yards per game
- Finished the season with 278 rushes for 1,224 yards and 10 touchdowns along with 53 receptions for 617 yards and two touchdowns
- Inactive for three games
- Made his 2011 debut, rushing for 33 yards on 10 carries at Miami (9/18)
- Returned to starting lineup vs. Pittsburgh (10/2) and ran for 155 yards on 30 carries, including a 42-yard touchdown run which proved to be the game winner
- Set a career-high with 116 yards receiving on five receptions while rushing for an additional 68 yards on 22 carries vs. Oakland (10/9)
- Became the first Texans player to surpass 100 yards rushing and receiving in the same game and 32nd all-time, finishing with 115 yards rushing and 119 yards receiving with three touchdowns (2 rushing, 1 receiving) at Tennessee (10/23)
- Ran for 112 yards on 33 carries and a touchdown vs. Jacksonville (10/30)
- Had 19 carries for 124 yards including a 19-yard touchdown run vs. Cleveland (11/6)
- Joined Walter Payton as the only back to have two 70+ yard touchdown receptions in a season since 1970 after he had a 78-yard touchdown reception as part of 102-yard receiving and 84-yard rushing day at Tampa Bay (11/13)
- Carried 31 times for 111 yards and a touchdown vs. Atlanta (12/4)
- Surpassed the 1,000-yard mark for the second consecutive season while running for 109 yards on

16 carries and a touchdown vs. Carolina (12/18)

- Ran for season-high 158 yards on 23 carries and a touchdown vs. Indianapolis (12/22)
- Finished the postseason with 51 rushes for 285 yards, the most by any running back in NFL history in his first two playoff games, and three touchdowns; also caught eight passes for 51 yards
- Started in his postseason debut and rushed for 153 yards on 24 carries with two scores, including a 42-yard scoring run in the fourth quarter, and caught three passes for 29 yards in AFC Wild Card Playoff vs. Cincinnati (1/7/12)
- Rushed 27 times for 132 yards, the most ever given up by Baltimore's defense in a postseason game, and a touchdown to go along with five receptions for 22 yards in AFC Divisional Playoff at Baltimore (1/15/12)

2010 (Houston 16/13):

- Led NFL in rushing yards (1,616), scrimmage yards (2,220), scoring by a non-kicker (108 points), touchdowns (18) and first downs (123), all of which were Texans team records
- Ran for a franchise-record 231 yards and three touchdowns on 33 carries vs. Indianapolis (9/12), becoming the first player in NFL history to run for 200-plus yards and three touchdowns on opening weekend
- His 231 yards rushing in a game were the seventh-most in NFL history, earning him AFC Offensive Player of the Week and FedEx Ground NFL Player of the Week honors
- Rushed for 133 yards on 17 carries, including a 74-yard touchdown on his first carry of the game and caught three passes for 56 yards, including a 10-yard touchdown reception at Oakland (10/3)
- Had 143 yards rushing on 30 carries and another nine receptions for a season-high 75 yards, totaling 218 all-purpose yards vs. Tennessee (11/28)
- Broke RB Steve Slaton's single-season franchise rushing record of 1,282 yards from 2008 as he ran for 100 yards on 20 carries and added four catches for 25 yards vs. Baltimore (12/13) on Monday Night Football
- Wrapped up the NFL rushing title with 180 yards on 31 carries and two touchdowns in the season finale vs. Jacksonville (12/11), earning FedEx Ground Player of the Week honors for the second time in the 2010 season

2009 (Houston 6/1):

- Saw action in the last six games of his rookie season, starting one, and finished the season with 257 yards on 54 carries and three touchdowns
- Made his NFL debut vs. Tennessee (11/23) and played on special teams where he assisted on one tackle
- Saw action at running back for the first time in his NFL career vs. Seattle (12/13)
- Scored his first career touchdown on a 17-yard run up the middle in the second quarter at Miami (12/27) and finished the game with 19 carries for 97 yards
- Made his first career start vs. New England (1/3/10) and posted his first career 100-yard game, rushing for 119 yards and two scores on 20 carries

COLLEGE:

- Rushed for 2,964 yards in four years at the University of Tennessee
- Led the team with 570 rushing yards and a touchdown as a senior in 2008
- Finished sixth among SEC rushing leaders with 1,193 yards and 12 touchdowns along with 39 receptions for 340 yards and two scores as a junior in 2007, earning second-team All-SEC honors from the Associated Press and Rivals.com
- Rushed 91 times for 322 yards with five touchdowns and caught 11 passes for 88 yards as a sophomore in 2006
- Earned freshman All-America accolades from Rivals.com and The Sporting News in 2005 when he ran for 879 yards and five touchdowns
- Ran for a career-high 223 yards against Vanderbilt
- Redshirted during the 2004 season

PERSONAL:

- San Diego Union-Tribune's All-San Diego Western League Player of the Year as a senior at Mission Bay High School
- Named All-West Region by PrepStar and also earned All-California Interscholastic Federation honors
- Led county with 2,500 all-purpose yards, racking up 2,093 rushing yards and 24 touchdowns while adding six scores on kickoff returns as senior in 2003
- Was a member of the basketball and track and field squads in addition to the football team



FOSTER, ARIAN

Foster's 2012 Season Statistics

Date, Opp	GP	GS	Rush	Yds	Avg	Lg	TD	Rec	Yds	Avg	Lg	TD
9/9 vs. MIA	1	1	26	79	3.0	14	2	1	-4	-4.0	-4	0
9/16 @ JAX	1	1	28	110	3.9	18	1	6	37	6.2	18	0
9/23 @ DEN	1	1	25	105	4.2	22	0	1	3	3.0	3	1
9/30 vs. TEN	1	1	24	86	3.6	16	1	1	8	8.0	8	0
10/8 @ NYJ	1	1	29	152	5.2	46	1	1	16	16.0	16	0
10/14 vs. GB	1	1	17	29	1.7	5	2	1	12	12.0	12	0
10/21 vs. BAL	1	1	19	98	5.2	16	2	1	5	5.0	5	0
11/4 vs. BUF	1	1	24	111	4.6	21	1	0	0	--	--	0
11/11 @ CHI	1	1	29	102	3.5	21	0	5	15	3.0	8	1
11/18 vs. JAX	1	1	28	77	2.8	13	0	3	15	5.0	9	0
11/22 @ DET	1	1	20	102	5.1	15	2	5	15	3.0	5	0
12/2 @ TEN	1	1	14	38	2.7	7	1	5	15	3.0	8	0
12/10 @ NE												
12/16 vs. IND												
12/23 vs. MIN												
12/30 @ IND												
2012 Totals	12	12	283	1,089	3.8	46	13	30	137	4.6	18	2

Foster's Career Statistics

Year	Team	G	GS	Rush	Yds	Avg	Lg	TD	Rec	Yds	Avg	Lg	TD
2009	Hou	6	1	54	257	4.8	24	3	8	93	11.6	20	0
2010	Hou	16	13	327	1,616	5.0	74	16	66	604	9.2	50	2
2011	Hou	13	13	278	1,224	4.4	43	10	53	617	11.6	78	2
2012	Hou	12	12	283	1,089	3.8	46	13	30	137	4.6	18	2
NFL Totals		47	39	942	4,186	4.4	74	42	157	1,451	9.2	78	6

Foster's 2012 Season Highs

Rushing Yards	152	at New York Jets (29 attempts), 10/8/12
Rushing Attempts	29	twice, last at Chicago (102 yards), 11/11/12
Rushing Long	46	at New York Jets, 10/8/12
Rushing Touchdowns	2	four times, last at Detroit, 11/22/12
Receptions	6	at Jacksonville, 9/16/12
Receiving Yards	37	at Jacksonville, 9/16/12
Receiving Touchdowns	1	twice, last at Chicago, 11/11/12

Foster's Career Highs

Rushing Yards	231	vs. Indianapolis (33 attempts), 9/12/10
Rushing Attempts	33	twice, most recent: vs. Jacksonville (112 yards), 10/30/11
Rushing Touchdowns	3	vs. Indianapolis, 9/12/10
Rushing Long	74t	at Oakland, 10/3/10
Receptions	9	twice, most recent: vs. Tennessee (75 yards), 11/28/10
Receiving Yards	119	at Tennessee (5 receptions), 10/23/11
Receiving Long	78t	twice, most recent: at Tampa Bay, 11/13/11
Receiving Touchdowns	1	six times, most recent: at Chicago, 11/11/12

Additional Statistics

Special Teams Tackles: 1 total; 2009 – 1.



ANDREW GARDNER TACKLE

66

Height: 6-6 | Weight: 308 | College: Georgia Tech |
 Hometown: Tyrone, Ga. | 3rd NFL Season |
 2nd with Texans | Age as of Kickoff Weekend 2012: 26 |
 Acquired: FA-'11 | 2012 GP/GS: 2/0 | Career GP/GS: 4/0 |
 Teams: Miami, 2009; Baltimore, 2010; Minnesota, 2010; Cincinnati, 2011;
 Houston, 2011-12 |

TRANSACTIONS: Selected by Miami Dolphins in the sixth round (181st overall) of the 2009 NFL Draft ...Signed by Dolphins on June 22, 2009...Released by Dolphins on Sept. 4, 2010...Signed to Baltimore Ravens practice squad on Sept. 10, 2010...Released by Ravens on Sept. 14, 2010...Signed to Minnesota Vikings practice squad on Oct. 6, 2010...Released by Vikings on Nov. 11, 2010...Signed to Cincinnati Bengals practice squad on Nov. 16, 2010...Signed by Bengals on Jan. 3, 2011...Released by Bengals on Aug. 23, 2011...Signed by Houston Texans on Aug. 30, 2011...Released by Texans on Sept. 3, 2011...Signed to Texans practice squad on Sept. 4, 2011...Signed to Texans active roster on Sept. 22, 2011.

2012 (Houston 2/0):

- Inactive for 10 games
- Made his season debut at Chicago (11/11)

2011 (Houston 1/0):

- Signed off Texans practice squad to the active roster (9/22)
- Inactive for 13 games of the regular season
- Made his Texans debut when he came on for a field goal attempt in the third quarter vs. Tennessee (1/1/12)
- Inactive for both playoff games

2009 (Miami 1/0):

- Made his professional debut at Buffalo (11/29)
- Inactive for 15 games of the 2009 season

COLLEGE:

- Four-year starter at Georgia Tech
- Started the first 48 games of his career, but was limited by a torn labrum for much of his senior season, and after eight games as a senior, he underwent season-ending surgery
- Earned first-team All-Atlantic Coast Conference honors as both a junior and a senior
- Honorable mention All-ACC as a sophomore and was on the 2005 All-ACC freshman team

PERSONAL:

- Born in Chamblee, Ga., and attended Sandy Creek High School in Tyrone, Ga., where he was an honorable mention Class AAAA all-state selection as a senior
- Also was an all-county basketball player at Sandy Creek
- Married (wife Jennifer), with a son

Gardner's Career Statistics:

- Games/Starts: 2009: 1/0; 2011: 1/0; 2012: 2/0 Total: 4/0.



GARRETT GRAHAM

TIGHT END

88

Height: 6-3 | Weight: 240 | College: Wisconsin |
Hometown: Brick, N.J. | 3rd NFL Season |
2nd with Texans | Age as of Kickoff Weekend 2012: 26 |
Acquired: D4b-10 (118th overall) | 2012 GP/GS: 12/6 |
Career GP/GS: 25/6 | Teams: Houston, 2010-12 |

TRANSACTIONS: Selected by Houston Texans in the fourth round (118th overall) of the 2010 NFL Draft... Signed by Texans on July 28, 2010.

2012 (Houston 12/6):

- Saw action at tight end and on special teams in the season opener vs. Miami (9/9)
- Caught one pass for 15 yards at Jacksonville (9/16)
- Made his first career start and caught two passes for a career-high 39 yards including a long of 27 yards at Denver (9/23)
- Caught three passes for 25 yards vs. Green Bay (10/14)
- Had two receptions for 32 yards vs. Baltimore (10/21)
- Scored his first career touchdown on a 5-yard pass in the fourth quarter vs. Buffalo (11/4)
- Had a career-best eight receptions for 82 yards and two touchdowns vs. Jacksonville (11/18)

2011 (Houston 7/0):

- Made his season debut vs. Indianapolis (9/11)
- Inactive for nine games
- Saw action at tight end and on special teams in seven games of the regular season
- Caught his first career pass, a 24-yard gain in the third quarter vs. Tennessee (11/12) and saw action as a reserve outside linebacker late in the game
- Inactive for both playoff games

2010 (Houston 6/0):

- Played in six games, primarily on special teams
- Made his professional debut on special teams vs. Kansas City (10/17)

COLLEGE:

- Started 33-of-40 games for the Badgers, catching 121 passes for 1,492 yards and 16 touchdowns
- Became the 20th player in school history to gain over 1,000 yards receiving in a career and was the fifth Wisconsin tight end to accomplish that feat
- His 16 touchdown catches topped the previous school all-time record for tight ends
- Earned first-team All-Big Ten Conference honors in 2009 from the media and second-team accolades from the league's coaches and was named 2009 team co-MVP
- Started 13 games catching a career-high 51 passes for 624 yards (12.24 ypc) and seven touchdowns
- 2008 All-Big Ten Conference first-team selection by the league's media, The NFL Draft Report and CBS Sportsline, earning second team honors from the conference's coaches
- Led the team with a career-high 40 receptions for 540 yards and five touchdowns, as it marked the third-straight year a tight end led the team in catches
- Started 10-of-13 games in 2007 in the team's two-tight end formation and finished second on the team, catching 30 passes for 328 yards and four touchdowns

PERSONAL:

- Attended Brick Township Memorial (Brick, N.J.) High School and was named to the Associated Press, Newark Star-Ledger and Gannett News All-State teams as a junior and senior
- New Jersey Top 25 and National Top 35 prospect selection, earning a four-star rating from Rivals.com

Graham's 2012 Season Statistics

Date, Opp	GP	GS	Rush	Yds	Avg	Lg	TD	Rec	Yds	Avg	Lg	TD
9/9 vs. MIA	1	0	0	0	--	--	0	0	0	--	--	0
9/16 @ JAX	1	0	0	0	--	--	0	1	15	15.0	15	0
9/23 @ DEN	1	1	0	0	--	--	0	2	39	19.5	27	0
9/30 vs. TEN	1	0	0	0	--	--	0	0	0	--	--	0
10/8 @ NYJ	1	1	0	0	--	--	0	0	0	--	--	0
10/14 vs. GB	1	1	0	0	--	--	0	3	25	8.3	11	0
10/21 vs. BAL	1	1	0	0	--	--	0	2	32	16.0	20	0
11/4 vs. BUF	1	0	0	0	--	--	0	2	11	5.5	6	1
11/11 @ CHI	1	1	0	0	--	--	0	3	15	5.0	11	0
11/18 vs. JAX	1	0	0	0	--	--	0	8	82	10.3	30	2
11/22 @ DET	1	1	0	0	--	--	0	3	17	5.7	11	0
12/2 @ TEN	1	0	0	0	--	--	0	1	7	7.0	7	0
12/10 @ NE												
12/16 vs. IND												
12/23 vs. MIN												
12/30 @ IND												
2012 Totals	12	6	0	0	--	--	0	25	243	9.7	30	3

Graham's Career Statistics

Year	Team	G	GS	Rush	Yds	Avg	Lg	TD	Rec	Yds	Avg	Lg	TD
2010	Hou	6	0	0	0	--	--	0	0	0	--	--	0
2011	Hou	7	0	0	0	--	--	0	1	24	24.0	24	0
2012	Hou	12	6	0	0	--	--	0	25	243	9.7	30	3
NFL totals		25	6	0	0	--	--	0	26	267	10.3	30	3

Graham's 2012 Season Highs

Receiving Yards	82	vs. Jacksonville (8 receptions), 11/18/12
Receptions	8	vs. Jacksonville (82 yards), 11/18/12
Touchdowns	2	vs. Jacksonville, 11/18/12

Graham's Career Highs

Receiving Yards	82	vs. Jacksonville (8 receptions), 11/18/12
Receptions	8	vs. Jacksonville (82 yards), 11/18/12
Touchdowns	2	vs. Jacksonville, 11/18/12



SHAYNE GRAHAM KICKER

17

Height: 6-0 | Weight: 214 | College: Virginia Tech |
Hometown: Radford, VA | 11th NFL Season |
1st with Texans | Age as of Kickoff Weekend 2012: 34 |
Acquired: FA-12 | 2012 GP/GS: 12/0 | Career GP/GS: 151/0 |
Teams: Buffalo, 2001; Carolina, 2002; Cincinnati, 2003-09; New York Giants, 2010;
New England, 2010; Miami, 2011; Baltimore, 2011; Houston, 2012 |

TRANSACTIONS: Signed by Buffalo Bills on Nov. 27, 2001...Released by Bills on April 23, 2002...Signed by Seattle Seahawks on May 15, 2002...Released by Seahawks on Aug. 13, 2002...Signed by Carolina Panthers on Sept. 27, 2002...Released by Panthers on Sept. 1, 2003...Signed by Cincinnati Bengals on Sept. 1, 2003...Signed by Baltimore Ravens as an unrestricted free agent on June 3, 2010...Released by Ravens on Sept. 4, 2010...Signed by New York Giants on Oct. 16, 2010...Released by Giants on Oct. 18, 2010...Signed by New England Patriots on Nov. 10, 2010...Signed by Washington Redskins as an unrestricted free agent on Aug. 1, 2011...Released by Redskins on Aug. 14, 2011...Signed by Dallas Cowboys on Aug. 23, 2011...Released by Cowboys on Sept. 3, 2011...Signed by Miami Dolphins on Nov. 19, 2011...Released by Miami Dolphins on Nov. 30, 2011...Signed by Baltimore Ravens on Dec. 21, 2011...Released by Ravens on Jan. 3, 2012...Signed by Houston Texans on May 7, 2012.

HONORS

- 2005 Pro Bowl performer

CAREER:

- Sixth-most accurate kicker in NFL history (85.5% - 235-for-275)
- Has made 98.6% of his PATs (363-of-368)
- Owns Cincinnati's record for points in a season (131 in 2005), field goals in a season (31 in 2007) and field goals in a game (7 in 2007)
- Also owns the Bengals' franchise record for consecutive field goals made with 21 (games 1-10 in 2007)
- Has 30 career special teams tackles

2012 (Houston 12/0):

- Made his Texans debut, connecting on 3-of-4 field goal attempts, including a long of 40 yards in the season opener vs. Miami (9/9)
- Connected on 2-of-2 field goal attempts with a long of 37 yards at Jacksonville (9/16)
- Kicked a 41-yard field goal and hit all four PAT attempts at Denver (9/23)
- Became the 45th kicker in NFL history to score 1,000 points when he connected on a 33-yard field goal in the fourth quarter vs. Tennessee (9/30)
- Made all three field goal attempts as part of an 11 point day at the New York Jets (10/8)
- Kicked a season-long field goal of 51 yards vs. Green Bay (10/14)
- Connected on field goals of 20 and 42 yards at Chicago (11/11)
- Had a season-high 13 points vs. Jacksonville (11/18)
- Kicked his fifth career game-winning field goal when he connected on a 32-yarder in overtime at Detroit (11/22)
- Connected on his lone attempt, a 50-yard field goal in the third quarter at Tennessee (12/2)

2011 (Miami 2/0, Baltimore 1/0):

- Connected on all five PAT attempts in his season debut vs. Buffalo (11/20)
- Connected on 4-of-5 field goal attempts with a long of 28 yards for Miami
- Released by Miami (11/30) and signed by Baltimore (12/21)
- Connected on 2-of-2 field goal attempts with a long of 48 yards for the Ravens

2010 (New York Giants 1/0, New England 8/0):

- Completed all field goal attempts in 2010 season (12-for-12)
- Released by New York Giants on (10/18) and signed by New England on (11/10)

2009 (Cincinnati 16/0):

- Led the Bengals with 97 points, connecting on 23-of-28 field goal attempts (82.1%) and 28-of-29 PATs (96.6%) in the regular season
- Also recorded eight touchbacks on 69 kickoffs and had an onside kick recovered by the Bengals at Dallas (10/5)
- Was true on all three field goal attempts (long of 44) and both PAT vs. Detroit (12/6)
- Connected on his lone field goal attempt and all six PATs vs. Chicago (10/25)
- Booted three field goals, including a career-longtying 53-yarder vs. Cleveland (11/29)

2008 (Cincinnati 15/11):

- Connected on 21-of-24 field goal attempts (87.5%) and all 15 PATs for 78 points, despite missing two games with a groin injury
- Connected on a 19-yard field goal Ind.(12/7), which pushed him to 662 career Bengals points (12/7)
- Went 3-for-3 on field goals (41, 31, 40) and had two touchbacks on 6 kickoffs at Dallas (10/5)

2007 (Cincinnati 16/0):

- Posted a career-high and Cincinnati franchise-record 91.2% on field goal attempts, connecting on a career-high 31-of-34 attempts and all 37 PATs for a team-leading 130 points
- Also made a team-record 21 consecutive field goals
- Nailed all four field goal attempts and his lone PAT vs. St. Louis (12/9)
- Connected on a career-high and Bengals' franchise-record seven field goals (on seven attempts) and a PAT at Baltimore (11/11)
- His seven field goals made are tied for the second most in a single game in NFL history
- Was true on his lone field goal attempt and all five PATs vs. New York Jets (10/21)

2006 (Cincinnati 16/0):

- Went 25-for-30 on field goals and 40-for-42 on PATs for 115 points
- Posted a career-high 13 touchbacks on 84 kickoffs, tying him for fifth in the NFL
- Went 3-for-3 on field goal attempts and hit his lone PAT at Indianapolis (12/18)
- Booted two field goals (including a season-longtying 51-yarder), both PATs and recorded a touchback on 5 kickoffs at Baltimore (11/5)

2005 (Cincinnati 16/0):

- Earned his first career Pro Bowl nod, after leading the AFC with a Bengals' franchise-record 131 points (third in the NFL) while connecting on 28-of-32 field goal attempts and a career-high 47 PATs
- Posted a career best 11 special teams tackles
- Hit his lone field goal attempt and a season-high 5 PATs at Pittsburgh (12/4)

2004 (Cincinnati 16/0):

- Finished with 122 points after booting 27 field goals (on 31 attempts) and nailing all 41 PATs
- Connected on all three PATs and two of his three field goal attempts, including a 24-yard game-winner in the 27-26 win at Baltimore (12/5)
- Made both of his PATs and all three of his field goal attempts, including a career-long 53-yarder vs. Denver (10/25)
- Hit his lone PAT and went 3-of-4 on field goals, including a 39-yarder vs. Miami (9/19)

2003 (Cincinnati 16/0):

- Was true on 88% of his field goal attempts (22 of 25) and booted 40 PATs, scoring 106 points in his first season with the Bengals
- Was true on a season-long 48-yard field goal and was good on his lone PAT at St. Louis (12/21)
- Connected on both of his field goal attempts and went 5-for-5 on PATs vs. San Francisco (12/14)
- Nailed both field goal attempts and all four PATs at San Diego (11/13)

2002 (Carolina 11/0):

- Went 13-for-18 on field goals and hit all 21 PATs while playing for the Panthers for the final 11 games of the season
- Was true on a season-long 50-yard field goal and his lone PAT in the season finale at New Orleans (12/29)
- Connected on a season-high three field goals, including a 47-yarder vs. Tampa Bay (10/27)
- Signed with Carolina (9/28) after being waived by Seattle (signed by the Seahawks on 5/13) and being released by Buffalo (4/24)

2001 (Buffalo 6/0):

- Scored 25 points on 6-of-8 field goal attempts and connected on all seven PATs after signing with the Bills (11/27)
- Nailed his lone field goal and was good on all three PATs at Atlanta (12/23)
- Connected on his first two career field goals (20 and 27yards) vs. Carolina (12/9)
- Waived by Seattle (9/2) after being signed by the Seahawks (4/27)

COLLEGE:

- Left Virginia Tech as the school and Big East career scoring leader (371 points)
- Connected on 68 of 93 field goal attempts (73.1 percent) and was the second player to be named first-team All-Big East four consecutive seasons
- Named Big East Special Teams Player of the Year after leading the conference and breaking the school's single-season scoring record with 107 points as a senior in 1999
- Set Virginia Tech and Big East records with 97 consecutive PATs.

PERSONAL:

- Attended Pulaski High School in Dublin, Va. and was named Parade All-America after his senior year
- Also played soccer



GRAHAM, SHAYNE

Graham's 2012 Season Statistics

Date, Opp	GP	FG	FGA	Pct	Lg	Blk	XP	XPA	Pct	Blk	Pts
9/9 vs. MIA	1	3	4	75.0	40	0	3	3	100.0	0	12
9/16 @ JAX	1	2	2	100.0	37	0	3	3	100.0	0	9
9/23 @ DEN	1	1	1	100.0	41	0	4	4	100.0	0	7
9/30 vs. TEN	1	1	1	100.0	33	0	5	5	100.0	0	8
10/8 @ NYJ	1	3	3	100.0	42	0	2	2	100.0	0	11
10/14 vs. GB	1	1	1	100.0	51	0	3	3	100.0	0	6
10/21 vs. BAL	1	2	2	100.0	33	0	5	5	100.0	0	11
11/4 vs. BUF	1	0	1	0.0	--	1	3	3	100.0	0	3
11/11 @ CHI	1	2	2	100.0	42	0	1	1	100.0	0	7
11/18 vs. JAX	1	3	5	60.0	42	0	4	4	100.0	0	13
11/22 @ DET	1	2	3	66.7	45	0	4	4	100.0	0	10
12/2 @ TEN	1	1	1	100.0	50	0	3	3	100.0	0	6
12/10 @ NE											
12/16 vs. IND											
12/23 vs. MIN											
12/30 @ IND											
2012 Totals	12	21	26	80.8	51	1	40	40	100.0	0	103

Graham's Career Statistics

Year	Team	GP	FG	FGA	Pct	Lg	Blk	XP	XPA	Pct	Blk	Pts
2001	Buf	6	6	8	75.0	41	0	7	7	100.0	0	25
2002	Car	11	13	18	72.2	50	1	21	21	100.0	0	60
2003	Cin	16	22	25	88.0	48	0	40	40	100.0	0	106
2004	Cin	16	27	31	87.1	53	0	41	41	100.0	0	122
2005	Cin	16	28	32	87.5	49	0	47	47	100.0	0	131
2006	Cin	16	25	30	83.3	51	0	40	42	95.2	1	115
2007	Cin	16	31	34	91.2	48	0	37	37	100.0	0	130
2008	Cin	14	21	24	87.5	45	0	15	15	100.0	0	78
2009	Cin	16	23	28	82.1	53	2	28	29	96.6	1	97
2010	NYG	1	0	0	--	--	0	4	4	100.0	0	4
2010	NE	8	12	12	100.0	41	0	35	37	94.6	0	71
2011	Mia	2	4	5	80.0	28	0	6	6	100.0	0	18
2011	Bal	1	2	2	100.0	48	0	2	2	100.0	0	8
2012	Hou	12	21	26	80.8	51	1	40	40	100.0	0	103
NFL Totals		151	235	275	85.5	53	4	363	368	98.6	2	1,068

Graham's 2012 Season Highs

Field Goals Made	3	three times, most recent: vs. Jacksonville, 11/18/12
Longest Field Goal	51	vs. Green Bay, 10/14/12
PATs Made	5	twice, last vs. Baltimore, 10/21/12
Points	13	vs. Jacksonville, 11/18/12

Graham's Career Highs

Field Goals Made	7	at Baltimore, 11/11/07
Field Goal Attempts	7	at Baltimore, 11/11/07
Longest Field Goal	53	twice, most recent: vs. Cleveland, 11/29/09
PATs Made	7	vs. Cleveland, 11/28/04
PATs Attempted	7	vs. Cleveland, 11/28/04
Points	21	at Baltimore, 11/11/07
Touchbacks	3	at Pittsburgh, 9/24/06



JONATHAN GRIMES RUNNING BACK

43

Height: 5-10 | Weight: 207 | College: William & Mary |
Hometown: Willingboro, N.J. | Rookie |
1st with Texans | Age as of Kickoff Weekend 2012: 22 |
Acquired: CFA-'12 | 2012 GP/GS: 8/0 |
Career GP/GS: 8/0 | Teams: Houston, 2012, New York Jets, 2012 |

TRANSACTIONS: Signed with Houston Texans on May 14, 2012...Released by Texans on Aug. 31, 2012...Signed to Texans practice squad on Sept. 1, 2012...Signed by the New York Jets to active roster on Sept. 25, 2012...Released by Jets on Oct. 30, 2012...Signed by Texans on Oct. 31, 2012.

2012 (New York Jets 3/0, Houston 5/0):

- Made his NFL debut vs. Houston (10/8) where he saw action on special teams
- Had his first career rushing attempt and reception at New England (10/21)
- Had one rushing attempt for five yards and one reception for four yards vs. Miami (10/28)
- Made his Texans debut on special teams vs. Buffalo (11/4)

COLLEGE:

- William & Mary's all-time leader in rushing yards (4,541), all-purpose yards (7,955), kickoff return yards (2,289) and rushing attempts (936)
- Most decorated player in Colonial Athletic Association history with 11 all-conference honors
- Led nation in all-purpose yards per game as a senior with 228.2 yards per game
- First-team All-America selection by the Associated Press and the Collegiate Sporting News his senior season after ranking sixth in the nation with 130.1 rushing yards per game.
- Rushed for more than 130 yards in six of eight conference games, highlighted by three consecutive 200+ yard games to close out the season

PERSONAL:


- Four-year letterman at tailback and defensive back at Paul VI Catholic High School (Fairfax, Va.)
- Named to All-State squad and honored as the All-South Jersey Running Back of the Year in 2007 after running for a single-season school record 1,925 yards and 33 touchdowns
- A three-time letter winner as a forward in basketball and four-time letter winner in track as a triple-jumper and high-hurdler

Grimes' 2012 Season Statistics

Date, Opp	GP	GS	Rush	Yds	Avg	Lg	TD	Rec	Yds	Avg	Lg	TD
9/9 vs. MIA												
9/16 at JAX												
9/23 at DEN												
9/30 vs. SF*												
10/8 vs. HOU*	1	0	0	0	--	--	0	0	0	--	--	0
10/14 vs. IND*												
10/21 at NE*	1	0	1	1	1.0	1	0	1	3	3.0	3	0
10/28 vs. MIA*	1	0	1	5	5.0	5	0	1	4	4.0	4	0
11/4 vs. BUF	1	0	0	0	--	--	0	0	0	--	--	0
11/11 @ CHI	1	0	0	0	--	--	0	0	0	--	--	0
11/18 vs. JAX	1	0	0	0	--	--	0	0	0	--	--	0
11/22 @ DET	1	0	0	0	--	--	0	0	0	--	--	0
12/2 @ TEN	1	0	0	0	--	--	0	0	0	--	--	0
12/10 @ NE												
12/16 vs. IND												
12/23 vs. MIN												
12/30 @ IND												
2012 Totals	8	0	2	6	3.0	5	0	2	7	3.5	4	0

Grimes' 2012 Season Highs

Rushing Attempts	1	twice, last vs. MIA, 10/28/12
Rushing Yards	5	vs. MIA, 10/28/12



BRANDON HARRIS CORNERBACK

26

Height: 5-10 | Weight: 195 | College: Miami (Fla.) |
Hometown: Miami, Fla. | 2nd NFL Season |
2nd with Texans | Age as of Kickoff Weekend 2012: 22 |
Acquired: CFA-'11 | 2012 GP/GS: 4/0 |
Career GP/GS: 11/0 | Teams: Houston, 2011-12 |

TRANSACTIONS: Selected by Houston Texans in the second round (60th overall) in the 2011 NFL Draft... signed by Texans on July 31, 2011.

2012 (Houston 4/0):

- Inactive for nine games
- Made his season debut and collected a tackle on special teams vs. Baltimore (10/21)
- Registered a tackle on special teams at Detroit (11/22)
- Recorded seven tackles (six solo) and two passes defended at Tennessee (12/2)

2011 Houston (7/0):

- Inactive for nine games of the regular season
- Made his professional debut on special teams at New Orleans (9/25)
- Made a special teams tackle vs. Pittsburgh (10/2)
- Assisted on a special teams tackles at Indianapolis (12/22)
- Made one solo tackle vs. Tennessee (1/1/12) in the season finale
- Inactive for both playoff games

COLLEGE:

- Started 32-of-39 games, recording 132 tackles, nine tackles for loss, four interceptions, five forced fumbles, two sacks and 28 pass break-ups
- Named a semifinalist for the Jim Thorpe Award (nation's top defensive back) for the second consecutive year as a junior after starting all 13 games, recording 44 tackles and a team-high 10 pass breakups en route to a second-team All-ACC selection
- Helped the Hurricanes lead the Atlantic Coast Conference and rank third in the country in pass yards, allowing just 150.5 per game
- Additionally, the unit finished first in the league and fifth in the nation in pass efficiency defense (99.12 avg.)
- Started all 13 games in 2009 and placed third on the team with 58 tackles (40 solos), including one sack for five yards and six stops for losses for 12 yards; and gained 10 yards on two interceptions and caused three fumbles and returned two kickoffs for 63 yards
- Led the ACC and ranked second nationally with 1.3 passes defended per contest as a sophomore
- Tied for second nationally in pass breakups (15) and third in passes defended (17), earning him All-American and first-team All-ACC honors
- Saw action in all 13 games and started six contests at left cornerback his freshman year, finishing eighth on the team with 30 tackles (22 solos), including one sack for seven yards and two stops for losses totaling 11 yards and deflected three pass attempts and intercepted another, gaining 25 yards on the return
- Earned Academic All-Atlantic Coast Conference honors in his first season

PERSONAL:

- Attended Booker T. Washington High School in Miami
- Named Florida's Gatorade Player of the Year, Dade County's 6A-4A Defensive Player of the Year and the Miami Herald's Miami-Dade County Male Athlete of the Year as a senior
- Added All-American honors by Prep Star and EA Sports, and was listed as a member of the Atlanta Journal-Constitution Super Southern 100 team
- In 2007, the Booker T. Washington Tornadoes turned in a perfect 14-0 record and claimed the Florida Class-4A state championship title while finishing sixth in USA Today's final national rankings
- Father, Tim, was named USA Today National Coach of the Year in 2007 at Miami's Booker T. Washington H.S. and was Texans WR Andre Johnson's high school offensive coordinator at Miami Sr. High

Harris' 2012 Season Statistics

Date, Opp	Tackles							Interceptions				Fumbles				
	G	GS	Tot	Solo	Asst	Sk	Yds	No	Yds	Lg	TD	PD	FF	FR	Yds	TD
9/9 vs. MIA								INACTIVE								
9/16 @ JAX								INACTIVE								
9/23 @ DEN								INACTIVE								
9/30 vs. TEN								INACTIVE								
10/8 @ NYJ								INACTIVE								
10/14 vs. GB								INACTIVE								
10/21 vs. BAL	1	0	0	0	0	0.0	0.0	0	0	0	0	0	0	0	0	0
11/4 vs. BUF								INACTIVE								
11/11 @ CHI	1	0	0	0	0	0.0	0.0	0	0	0	0	0	0	0	0	0
11/18 vs. JAX								INACTIVE								
11/22 @ DET	1	0	0	0	0	0	0	0	0	0	0	0	0	0	0	0
12/2 @ TEN	1	0	7	6	1	0	0	0	0	0	0	2	0	0	0	0
12/10 @ NE																
12/16 vs. IND																
12/23 vs. MIN																
12/30 @ IND																
2012 Totals	4	0	7	6	1	0.0	0.0	0	0	0	0	2	0	0	0	0

Harris' Career Statistics

		Tackles							Interceptions					Fumbles				
Year	Team	G	GS	Tot	Solo	Asst	Sk	Yds	No	Yds	Lg	TD	PD	FF	FR	Yds	TD	
2011	Hou	7	0	1	1	0	0.0	0.0	0	0	0	0	0	0	0	0	0	
2012	Hou	4	0	7	6	1	0.0	0.0	0	0	0	0	2	0	0	0	0	
NFL Totals		11	0	8	7	1	0.0	0.0	0	0	0	0	2	0	0	0	0	

Harris' 2012 Season Highs

Tackles 7 at Tennessee, 12/2/12
Passes Defended 2 at Tennessee, 12/2/12



RYAN HARRIS

TACKLE

68

Height: 6-5 | Weight: 300 | College: Notre Dame |
 Hometown: Minneapolis, Minn. | 5th NFL Season |
 1st with Texans | Age as of Kickoff Weekend 2012: 27 |
 Acquired: W-12 (Denver) | 2012 GP/GS: 12/1 |
 Career GP/GS: 58/35 | Teams: Denver, 2007-2011; Houston, 2012 |

TRANSACTIONS: Selected by Denver Broncos in third round (70th overall) of 2007 NFL draft...Signed by Broncos on July 26, 2007...Signed by Philadelphia Eagles as an unrestricted free agent on Aug. 2, 2011...Released by Eagles on Sept. 3, 2011...Signed by Broncos on Jan. 2, 2012...Released by Broncos on Aug. 31, 2012...Signed by Houston Texans on Sept. 2, 2012.

HONORS:

- Sports Illustrated All-Pro (2008)
- Madden Protectors Award (Week 4, 2012)

CAREER:

- Started 34-of-46 career games in Denver
- Has allowed just 3.5 sacks in 25 career starts at right tackle
- Allowed just 2.5 sacks in 2008 to help the Broncos set a franchise single-season record and tie for first in the NFL with only 12 sacks allowed

2012 (Houston 12/1):

- Made his Texans debut on special teams in the season opener vs. Miami (9/9)
- Helped provide protection for Matt Schaub, enabling him to tie a career-high with four touchdown passes at Denver (9/23)
- Helped Arian Foster rush for a season-high 152 yards and a touchdown at the New York Jets (10/8)
- Part of an offense that set a franchise record by scoring 43 points vs. Baltimore (10/21)
- Helped Foster go over 100 yards for the fourth time this season as he gained 111 yards on 24 carries and scored a touchdown vs. Buffalo (11/4)
- Part of an offense that set a franchise record with 640 yards of offense and tied the franchise scoring record with 43 points vs. Jacksonville (11/18) and put up another 501 yards at Detroit (11/22)
- Made his first career start as Texan at Tennessee (12/2)

2011 (Denver 0/0):

- Was on Denver's active roster for two postseason games after joining the team after the regular season

2010 (Denver 11/10):

- Started 10-of-11 games at right tackle, including the last eight games of the season
- Missed five games due to injury

2009 (Denver 8/8):

- Started in eight games before being placed on injured reserve (12/9) with a toe injury
- Inactive for three games

2008 (Denver 0/0):

- Started all 16 games at right tackles and played all 1,019 offensive snaps
- Named an All-Pro by Sports Illustrated (Peter King)
- Called for only two penalties the entire season
- Blocked for a Denver offense that ranked third in the NFL in yards per rush (4.8) despite placing a league-high seven running backs on injured reserve
- Helped the Broncos total the second-most yards (6,333) for a season in club history and rank second in the league in yards per game (395.8)

2007 (Denver 11/0):

- Saw action in the last 11 games, primarily on special teams
- Missed the preseason and was inactive for the first five games of the season after having back surgery

COLLEGE:

- Four-year started at the University of Notre Dame, where he started all 45 career games included in last 37 at left tackle after beginning his career at right tackle
- Named Notre Dame's top offensive lineman as a senior and sophomore
- Became only the third true freshman in school history to start on the offensive line when he started the final eight games of his freshman season

PERSONAL:

- USA Today first-team All-American as a senior at Cretin-Derham Hall High School in St. Paul, Minn.
- Started for three seasons on both the offensive and defensive lines
- Did not allow a sack in his last two seasons, earning all-state and all-metro honors
- Earned two varsity letters and was an all-conference selection in wrestling
- A devout Muslim
- Majored in political science and economics at Notre Dame

Harris' Career Statistics

- Games/Starts: 2007: 11/0, 2008: 16/16, 2009: 8/8, 2010: 11/10, 2011: 0/0, 2012: 12/1; Career: 58/35.
- Tackles: 2008: 3; Career: 3.



KAREEM JACKSON CORNERBACK

Height: 5-10 | Weight: 188 | College: Alabama |
Hometown: Macon, Ga. | 3rd NFL Season |
3rd with Texans | Age as of Kickoff Weekend 2012: 24 |
Acquired: D1-'10 (20th overall) | 2012 GP/GS: 12/11 |
Career GP/GS: 43/40 | Teams: Houston, 2010-12 |

25

TRANSACTIONS: Selected by Houston Texans in the first round (20th overall) of the 2010 NFL Draft... signed by Texans on July 30, 2010.

CAREER:

- 2010 first-round draft pick who has started 40 of 43 games in his career to date
- Ranks fourth in team history with seven career interceptions
- Scored his first career touchdown when he intercepted a Matt Hasselbeck pass and returned it 63 yards vs. Tennessee (9/30/12)

2012 (Houston 12/11):

- Made five tackles (four solo) and broke up two passes including an intercepting a Ryan Tannehill pass in the season opener vs. Miami (9/9)
- Named the Defensive Player of the Game at Jacksonville (9/16)
- Made nine solo tackles and broke up a pass at Denver (9/23)
- Scored his first career touchdown when he intercepted a Matt Hasselbeck pass and returned it 63 yards to the end zone vs. Tennessee (9/30)
- Intercepted a Mark Sanchez pass in the fourth quarter to seal the victory at the New York Jets (10/8), and added three tackles (two solo)
- Intercepted a Jay Cutler pass in the second quarter and added four tackles (four solo) and two passes defended at Chicago (11/11)
- Made five tackles and broke up a pass vs. Jacksonville (11/18)
- Collected six tackles and a pass defended at Detroit (11/22)
- Registered six tackles (four solo) and two passes defended at Tennessee (12/2)

2011 (Houston 15/13):

- Finished with 40 tackles (35 solo), six passes defended, an interception and a forced fumble
- Forced a fumble and made four tackles (three solo) at Miami (9/18)
- Tied for the team lead with eight tackles (seven solo) at New Orleans (9/25)
- Had five solo tackles and broke up two passes vs. Cleveland (11/6)
- Registered his first interception of the season vs. Atlanta (12/4)
- Had five solo tackles vs. Tennessee (1/1/12)
- Started in his postseason debut and made four tackles, including three solos in AFC Wild Card Playoff vs. Cincinnati (1/7/12)
- Recorded four solo tackles and one pass defended in AFC Divisional Playoff at Baltimore (1/15/12)

2010 (Houston 16/16):

- Started at cornerback for all 16 games, where he made 71 tackles (57 solo) and had two interceptions in his rookie campaign
- Made five solo tackles and intercepted the first pass of his NFL career and returned it 23 yards vs. the New York Giants (10/10)
- Recorded six tackles (five solo) and intercepted a pass from QB Philip Rivers vs. San Diego (11/7)
- Forced a fumble at Denver (12/26)

COLLEGE:

- Played in all 41 career games at Alabama and started 40 contests, registering 159 tackles (106 solo) with eight tackles for loss (24 yards)
- Deflected 29 passes (fourth on Alabama's all-time list) and recorded five interceptions (164 yards, 32.8 avg.) while registering one forced fumble and one fumble recovery
- Blocked two kicks and returned one punt for eight yards

PERSONAL:

- Attended Westside High School in Macon, Ga. and compiled 1,436 rushing yards with 20 touchdowns and nine receptions for 256 yards with two touchdowns as a senior
- Concluded a three-year varsity career with over 3,447 rushing yards and 46 touchdowns

Jackson's 2012 Season Statistics

Date, Opp	G	GS	Tackles					Interceptions					Fumbles			
			Tot	Solo	Asst	Sk	Yds	No	Yds	Lg	TD	PD	FF	FR	Yds	TD
9/9 vs. MIA	1	1	5	5	0	0.0	0.0	1	3	3	0	2	0	0	0	0
9/16 @ JAX	1	0	0	0	0	0.0	0.0	0	0	0	0	0	0	0	0	0
9/23 @ DEN	1	1	9	9	0	0.0	0.0	0	0	0	0	1	0	0	0	0
9/30 vs. TEN	1	1	4	3	1	0.0	0.0	1	63	63	1	2	0	0	0	0
10/8 @ NYJ	1	1	3	2	1	0.0	0.0	1	4	4	0	1	0	0	0	0
10/14 vs. GB	1	1	2	2	0	0.0	0.0	0	0	0	0	0	0	0	0	0
10/21 vs. BAL	1	1	3	2	1	0.0	0.0	0	0	0	0	0	0	0	0	0
11/4 vs. BUF	1	1	2	2	0	0.0	0.0	0	0	0	0	0	0	0	0	0
11/11 @ CHI	1	1	4	4	0	0.0	0.0	1	1	1	0	2	0	0	0	0
11/18 vs. JAX	1	1	5	5	0	0.0	0.0	0	0	0	0	1	0	0	0	0
11/22 @ DET	1	1	6	6	0	0.0	0.0	0	0	0	0	1	0	0	0	0
12/2 @ TEN	1	1	6	4	2	0.0	0.0	0	0	0	0	2	0	0	0	0
12/10 @ NE																
12/16 vs. IND																
12/23 vs. MIN																
12/30 @ IND																
2012 Totals	12	11	49	44	5	0.0	0.0	4	71	63	1	12	0	0	0	0

Jackson's Career Statistics


Year	Team	G	GS	Tackles					Interceptions					Fumbles			
				Tot	Solo	Asst	Sk	Yds	No	Yds	Lg	TD	PD	FF	FR	Yds	TD
2010	Hou	16	16	71	57	13	0.0	0.0	2	23	23	0	10	0	0	0	0
2011	Hou	15	13	40	35	5	0.0	0.0	1	0	0	0	6	1	0	0	0
2012	Hou	12	11	49	44	5	0.0	0.0	4	71	63	1	12	0	0	0	0
NFL Totals		43	40	160	136	23	0.0	0.0	7	94	63	1	28	1	0	0	0

Jackson's 2012 Season Highs

Tackles	9	at Denver, 9/23/12
Interceptions	1	four times, most recent: at Chicago (J. Cutler), 11/11/12
Passes Defensed	2	four times, most recent: at Tennessee, 12/2/12

Jackson's Career Highs

Tackles	9	at Denver, 9/23/12
Interceptions	1	six times, most recent: at Chicago (J. Cutler) 11/11/12
Passes Defensed	2	four times, most recent: at Tennessee, 12/2/12



BRADIE JAMES INSIDE LINEBACKER

Height: 6-2 | Weight: 246 | College: LSU |
Hometown: Monroe, La. | 10th NFL Season |
1st with Texans | Age as of Kickoff Weekend 2012: 31 |
Acquired: D1-'09 (15th overall) | 2012 GP/GS: 11/11 |
Career GP/GS: 153/122 | Teams: Dallas, 2003-11; Houston 2012 |

53

TRANSACTIONS: Selected by Dallas Cowboys in the fourth round (103rd pick overall) of the 2003 NFL Draft...signed by Houston Texans as a free agent on April 12, 2012.

CAREER:

- Started 122-of-153 career games with 802 career tackles
- Established career highs in 2008 in sacks (8.0) and forced fumbles (three)
- Held the team lead for tackles 12 times and posted 15 double-digit tackle games
- Has 10 career forced fumbles and 13 fumble recoveries

2012 (Houston 11/11):

- Made four tackles (two solo) in his Texans debut in the season opener vs. Miami (9/9)
- Had six tackles (three solo) at Jacksonville (9/16)
- Made seven tackles (four solo) including one for a loss at Denver (9/23)
- Had seven tackles (five solo) vs. Tennessee (9/30)
- Led the team with eight tackles (three solo) and teamed with Brice McCain to sack Mark Sanchez for an 8-yard loss in the fourth quarter at the New York Jets (10/8)
- Led the team with 11 tackles (four solo) had a hit on the quarterback vs. Green Bay (10/14)
- Made seven tackles (three solo) and broke up a pass vs. Buffalo (11/4)
- Recorded 11 tackles (three solo) and recovered a fumble at Chicago (11/11)
- Led the team with nine tackles (eight solo) vs. Jacksonville (11/18)
- Registered seven tackles (five solo) at Detroit (11/22)
- Inactive at Tennessee (12/2)

2011 (Dallas 16/13):

- Appeared in all 16 games, including 13 starts
- Forced one fumble at New England (10/16)
- Made six tackles vs. St. Louis (10/23) and at Philadelphia (10/30)
- Made nine tackles (four solo) vs. the New York Giants (12/11)
- Recorded one fumble recovery at Tampa Bay (12/17)

2010 (Dallas 16/16):

- Started in all 16 games and led the team in tackles with 118 and also had an interception, two forced fumbles and two fumble recoveries
- Had two double-digit tackle games on the season
- Recorded six tackles and forced a fumble against Tennessee (10/10)
- Led the team with 10 tackles and added one fumble recovery at Minnesota (10/17)
- Posted a season-best 13 tackles to lead the team against the New York Giants (11/14) and added one forced fumble and one fumble recovery
- Posted nine tackles and added one pressure against New Orleans (11/25)
- Notched six tackles, one tackle for a loss, one pass breakup and recorded his second career interception against Philadelphia (12/12)
- Recorded five tackles and added one pass breakup as the defense held Arizona (12/25) to just two-of-11 (18.2%) on third downs

2009 (Dallas 16/16):

- Started in all 16 games and finished with 113 tackles to lead the team
- Added 2.0 sacks, 10 pressures, five breakups, a forced fumble and a fumble recovery
- Opened the season at Tampa Bay (9/13) with 7 tackles then tied for the team lead with 11 stops, two pressures and a vs. the New York Giants (9/20)
- Had a team-best six tackles while shutting out Carolina (9/28) in the second half
- Tallied eight tackles to go with his first sack of the season and a fumble recovery at Denver (10/4)
- Led the team with seven tackles against Kansas City (10/11) and Atlanta (10/25)
- Recorded nine tackles to go along with a breakup and a forced fumble against Seattle (11/1).
- Led the team the next two weeks with 11 tackles at Green Bay (11/15) and eight vs. Washington (11/22)
- Finished with a team-high seven tackles at the New York Giants (12/6) before making six stops against San Diego (12/13).
- At previously undefeated New Orleans (12/19), racked up 6 tackles, one breakup and one pressure
- Led the team with a season-best 12 tackles at Washington (12/27), with one pressure

2008 (Dallas 16/16):

- Started in all 16 games and for the fourth straight year, led the team in tackles, posting 117 stops and recorded a career-high 8.0 sacks
- Recorded a sack for three consecutive weeks at St. Louis (10/19), vs. Tampa Bay (10/26) and at the New York Giants (11/2)
- Posted double-digit tackles in six different games including a season-high 13 tackles vs. Seattle (11/27)
- Recorded a sack in each of the last three games vs. the New York Giants (12/14), vs. Baltimore (12/20) and at Philadelphia (12/28)

2007 (Dallas 16/16):

- Started in all 16 games and logged 110 tackles and three fumble recoveries on the season
- Opened the season by leading the team in tackles (7) vs. the New York Giants (9/9).
- At Miami (9/16) recorded seven tackles and his first sack of the season

- Racked up nine tackles, a fumble return and added his second sack of the season vs. Minnesota (10/21)
- Posted 10 tackles at the New York Giants (11/11) and 12 at the Washington (12/30)

2006 (Dallas 16/16):

- Started in all 16 games and recorded 103 tackles, two forced fumbles and two fumble recoveries on the season
- Posted seven tackles, one forced fumble and one fumble recovery vs. Indianapolis (11/19)
- Made a season-high 10 tackles in the final game of the year vs. Detroit (12/31)

2005 (Dallas 16/16):

- Started in all 16 games with 92 tackles and 2.5 sacks on the season
- Recorded a season-high 12 tackles and one sack at Philadelphia (11/14)
- Posted nine tackles at the New York Giants (12/4) and at Washington (12/18)

2004 (Dallas 2/16):

- Saw action in all 16 games including two starts
- Had 64 tackles, 3 sacks and 2 fumble recoveries for the season
- Posted two double-digit tackles at the New York Giants (11/11) and at Washington (12/30)

2003 (Dallas 0/14)

- Saw action in 14 games including two starts
- Totaled three tackles, one forced fumble and one fumble recovery in his rookie season

COLLEGE:

- A two-time All-SEC selection as a linebacker at LSU
- After his senior year in college, was named a National Scholar Athlete by the National Football Foundation and was a member of the SEC Academic Honor Roll
- Finished second on the school's all-time tackle list with 418 career stops, including 33 tackles for a loss
- Also had 29 quarterback pressures, 14 sacks, eight pass deflections, four forced fumbles, two fumble recoveries and two interceptions
- Played weakside linebacker his first three seasons and moved to middle linebacker as a senior, when he earned All-America and All-SEC honors
- Set the LSU single-season tackle record with 154 stops as a senior
- As a junior, earned All-SEC honors after finishing second on the team with 113 tackles. LSU went 10-3 and won the SEC title and Sugar Bowl
- As a sophomore, earned second-team All-SEC honors after finishing second on the team and third in the conference with 110 tackles. Led the team with five sacks

PERSONAL:

- Attended West Monroe, La., High School where he earned Parade All-America honors as well as all-state, Class 5A defensive MVP and district defensive MVP honors after recording 136 tackles, five sacks and three fumble recoveries as a senior
- Helped lead West Monroe to a state championship and made Louisiana Football Magazine's All-Louisiana Team, the New Orleans Times Picayune's Top-20 blue chip list and the Atlanta Journal-Constitution's Super Southern 100 list
- Graduated from LSU with a degree in criminology
- Participated in the NFL Business Management and Entrepreneurial Program, attending the Kellogg School of Management at Northwestern University



JAMES, BRADIE

James' 2012 Season Statistics

Date, Opp	G	GS	Tackles				Yds	Interceptions				PD	Fumbles			
			Tot	Solo	Asst	Sk		No	Yds	Lg	TD		FF	FR	Yds	TD
9/9 vs. MIA	1	1	4	2	2	0.0	0.0	0	0	0	0	0	0	0	0	0
9/16 @ JAX	1	1	6	3	3	0.0	0.0	0	0	0	0	0	0	0	0	0
9/23 @ DEN	1	1	7	3	4	0.0	0.0	0	0	0	0	0	0	0	0	0
9/30 vs. TEN	1	1	7	5	2	0.0	0.0	0	0	0	0	0	0	0	0	0
10/8 @ NYJ	1	1	8	3	5	0.5	4.0	0	0	0	0	0	0	0	0	0
10/14 vs. GB	1	1	11	4	7	0.0	0.0	0	0	0	0	0	0	0	0	0
10/21 vs. BAL	1	1	3	2	1	0.0	0.0	0	0	0	0	0	0	0	0	0
11/4 vs. BUF	1	1	7	3	4	0.0	0.0	0	0	0	0	1	0	0	0	0
11/11 @ CHI	1	1	11	3	8	0.0	0.0	0	0	0	0	0	0	1	0	0
11/18 vs. JAX	1	1	9	8	1	0.0	0.0	0	0	0	0	0	0	0	0	0
11/22 @ DET	1	1	7	5	2	0.0	0.0	0	0	0	0	0	0	0	0	0
12/2 @ TEN	INACTIVE															
12/10 @ NE																
12/16 vs. IND																
12/23 vs. MIN																
12/30 @ IND																
2012 Totals	11	11	80	41	39	0.5	4.0	0	0	0	0	1	0	1	0	0

James' Career Statistics


Year	Team	G	GS	Tackles				Yds	Interceptions				PD	Fumbles			
				Tot	Solo	Asst	Sk		No	Yds	Lg	TD		FF	FR	Yds	TD
2003	Dal	14	0	3	3	0	0.0	0.0	0	0	--	0	0	1	1	0	0
2004	Dal	16	2	31	24	7	0.0	0.0	0	0	--	0	2	0	0	0	0
2005	Dal	16	16	92	72	20	2.5	8.5	0	0	--	0	4	0	0	0	0
2006	Dal	16	16	103	66	37	0.0	0.0	1	15	15	1	9	2	2	0	0
2007	Dal	16	16	101	64	37	3.0	16.0	0	0	--	0	0	0	3	0	0
2008	Dal	16	16	117	81	36	8.0	50.0	0	0	--	0	4	3	2	0	0
2009	Dal	16	16	113	80	33	2.0	16.0	0	0	--	0	5	1	1	0	0
2010	Dal	16	16	118	81	37	0.0	0.0	1	11	11	0	3	2	2	0	0
2011	Dal	16	13	44	29	15	0.0	0.0	0	0	--	0	1	1	1	0	0
2012	Hou	11	11	80	41	39	0.5	4.0	0	0	0	0	1	0	1	0	0
NFL Totals		153	122	802	541	261	16.0	94.5	2	26	15	1	29	10	13	0	0

James' 2012 Season Highs

Tackles	11	twice, most recent: at Chicago, 11/11/12
Sacks	0.5	at New York Jets, 10/8/12
Passes Defensed	1	vs. Buffalo, 11/4/12
Fumble Recoveries	1	at Chicago, 11/11/12

James' Career Highs

Tackles	13	twice, most recent: at New York Giants, 11/14/10
Sacks	2	vs. Seattle, 11/27/12
Interceptions	1	twice, most recent: vs. Philadelphia, 12/12/10
Passes Defensed	3	at Philadelphia, 10/08/06
Forced Fumbles	1	ten times, most recent: at New England, 10/16/11



LESTAR JEAN WIDE RECEIVER

Height: 6-3 | Weight: 205 | College: Florida Atlantic |
Hometown: Miami, Fla. | 2nd NFL Season |
2nd with Texans | Age as of Kickoff Weekend 2012: 24 |
Acquired: CFA-'11 | 2012 GP/GS: 10/1 |
Career GP/GS: 10/1 | Teams: Houston, 2011-12 |

18

TRANSACTIONS: Signed with Houston Texans on July 28, 2011...Placed on injured reserve with a shoulder injury on Aug. 30, 2011.

2012 (Houston 10/1):

- Made his Texans and NFL debut, catching one pass for 9 yards in the season opener vs. Miami (9/9)
- Caught a 46-yard pass to set up a touchdown at Denver (9/23)
- Inactive vs. Tennessee (9/30) and at the New York Jets (10/8)
- Made his first career start vs. Jacksonville (11/18) and caught one pass for 11 yards
- Caught his first career touchdown pass, a 54-yard reception in the first quarter at Tennessee (12/2)

2011 (Houston 0/0):

- Was placed on injured reserve after suffering a shoulder injury during the preseason (8/30)

COLLEGE:

- All-Sun Belt Second Team in 2010
- Led FAU in receptions and yards, he was fourth in the SBC in receptions per game (5.3) and led the league in yards per game (82.3)
- Tied for 41st nationally in receptions per game and No. 25 in yards per game
- Garnered the team Most Improved at the season ending banquet in 2009
- Walked on to the team as a freshman

PERSONAL:

- As a senior, played for Nigel Dunn at Miami Norland Senior High School, where he recorded 26 catches for 501 yards and seven touchdowns
- Earned All-County honors and played in the Dade County North versus South All-Star Game
- Prior to his senior season, he played at North Carolina Tech under head coach Cornelius Corprew

Jean's 2012 Season Statistics

Date, Opp	GP	GS	Rush	Yds	Avg	Lg	TD	Rec	Yds	Avg	Lg	TD
9/9 vs. MIA	1	0	0	0	--	--	0	1	9	9.0	9	0
9/16 @ JAX	1	0	0	0	--	--	0	0	0	--	--	0
9/23 @ DEN	1	0	0	0	--	--	0	1	46	46.0	46	0
9/30 vs. TEN								INACTIVE				
10/8 @ NYJ								INACTIVE				
10/14 vs. GB	1	0	0	0	--	--	0	0	0	--	--	0
10/21 vs. BAL	1	0	0	0	--	--	0	0	0	--	--	0
11/4 vs. BUF	1	0	0	0	--	--	0	0	0	--	--	0
11/11 @ CHI	1	0	0	0	--	--	0	0	0	--	--	0
11/18 vs. JAX	1	1	0	0	--	--	0	1	11	11.0	11	0
11/22 @ DET	1	0	0	0	--	--	0	0	0	--	--	0
12/2 @ TEN	1	0	0	0	--	--	0	1	54	54.0	54	1
12/10 @ NE												
12/16 vs. IND												
12/23 vs. MIN												
12/30 @ IND												
2012 Totals	10	1	0	0	--	--	0	4	120	30.0	54	1

Jean's 2012 Season Highs

Receptions	1	four times, most recent: at Tennessee, 12/2/12
Receiving Yards	54	at Tennessee (1 reception), 12/2/12
Touchdowns	1	at Tennessee, 12/2/12



ANDRE JOHNSON

WIDE RECEIVER

Height: 6-3 | Weight: 226 | College: Miami (Fla.) |
 Hometown: Miami, Fla. | 10th NFL Season |
 10th with Texans | Age as of Kickoff Weekend 2012: 31 |
 Acquired: D1-'03 (3rd overall) | 2012 GP/GS: 11/11 |
 Career GP/GS: 133/133 | Teams: Houston, 2003-12 |

80

TRANSACTIONS: Selected after his junior season by Houston Texans in the first round (3rd overall) in the 2003 NFL Draft...Signed by Texans on July 22, 2003...Re-signed by Texans on March 3, 2007...Re-signed by Texans on Aug. 5, 2010.

HONORS:

- Five-time Pro Bowl selection (2005, 2007, 2009-11)
- Associated Press All-Pro First-Team (2008, 2009)
- NFL Alumni Wide Receiver of the Year (2006, 2008, 2009)
- Pro Football Weekly First-Team All-Pro (2008, 2009)
- Sporting News All-Pro (2010)
- Sports Illustrated.com All-Pro (2008)
- ESPN.com All-Pro (2008)
- AFC Offensive Player of the Week (Week 2, 2010; Week 4, 2006)
- AFC Offensive Player of the Month (October, 2008; November 2012)
- NFL Rookie of the Week (Week 4, 2003; Week 10, 2003)
- Touchdown Club Player of the Year (2004, 2006)
- Houston Texans Team MVP (2006, 2008, 2009)

CAREER:

- The Texans' all-time leading receiver with 780 receptions for 10,770 yards and 55 touchdowns in nine-plus seasons
- Led the NFL in receptions in 2006 with 103 and again in 2008 with a career-high 115
- Led the NFL in receiving yards in 2008 with 1,575 and again in 2009 with 1,569
- Joined Hall of Famer Jerry Rice (1989-90, 1993-95) as the only players in modern NFL history to lead the League in back-to-back years
- Joined Marvin Harrison (Indianapolis, 2001-02) as the only receivers to surpass 1,500 yards in consecutive years
- Became the second-fastest player to reach 700 catches in NFL history, doing so in his 120th career game, trailing only Marvin Harrison who reached the mark in 114 games
- Gained 461 yards in two games (vs. JAX, 11/17/12 and at DET, 11/22/12), the highest two-game total in NFL history by a player in consecutive games
- Is one of seven active NFL players to have 10,000-plus receiving yards
- Has 42 career 100-yard games and the Texans are 23-19 when he eclipses the 100-yard barrier
- Has more starts than anyone else in franchise history (133)
- Tied for the NFL record with 15 career games with 10 or more receptions and 100 or more yards
- Ranks 26th all-time in receptions and 30th in receiving yards

2012 (Houston 12/12):

- Named an offensive team captain for 2012
- Had eight receptions for 119 yards and a touchdown in the season opener vs. Miami (9/9)
- Caught three passes for 21 yards at Jacksonville (9/16)
- Had a 60-yard reception for a first quarter touchdown and a crucial fourth-quarter third-down catch to clinch the victory at Denver (12/23)
- Caught three passes for 56 yards vs. Tennessee (9/30)
- Surpassed 10,000 career receiving yards on his seventh catch of the game vs. Green Bay (10/14)
- Led the team with nine receptions for 86 yards vs. Baltimore (10/21)
- Caught eight passes for 118 yards vs. Buffalo (11/4), surpassing 100 receiving yards for the 40th time in his career
- Led the Texans with 35 yards receiving at Chicago (11/11)
- Set career-highs and franchise records, catching 14 passes for 273 yards including the game-winning 48-yard touchdown score in overtime vs. Jacksonville (11/18)
- Surpassed 1,000 yards receiving for the sixth time in his career, catching nine passes for 188 yards at Detroit (11/22)
- Named AFC Offensive Player of the Month for the month of November

2011 (Houston 7/7):

- Named a team captain for 2011 and finished with 33 receptions for 492 yards and two touchdowns
- Inactive for nine games due to hamstring injuries
- Led all Texans receivers with seven reception for 95 yards and a touchdown vs. Indianapolis (9/11)
- Caught seven passes for 93 yards including a 23-yard fourth quarter touchdown to put the game out of reach at Miami (9/18)
- Posted his 38th career 100-yard receiving performance with seven receptions for 128 yards at New Orleans (9/25)
- Caught four passes for 36 yards before leaving with a hamstring injury vs. Pittsburgh (10/2)
- Returned to the lineup and caught two passes for 22 yards including the 700th of his career on an 8-yard reception in the third quarter at Jacksonville (11/27)
- Led all Texans receivers with four receptions for 97 yards before leaving the game due to a hamstring injury vs. Atlanta (12/4)
- Returned to action in the season finale, catching two passes for 21 yards vs. Tennessee (1/1/12)
- Made his postseason debut after having more career receptions (706) and receiving yards (9,656) than any player in NFL history to have not played in the playoffs
- Caught five passes for a game-high 90 yards and a 40-yard touchdown in AFC Wild Card Playoff vs. Cincinnati (1/7/12)
- Recorded eight receptions for 111 yards in AFC Divisional Playoff at Baltimore (1/15/12)

- Finished the postseason with 13 receptions for 201 yards and a touchdown
- **2010 (Houston 13/13):**
- Led the team in receiving with 12 receptions for 158 yards and a crucial fourth-quarter touchdown at Washington (9/19)
- Led the offense with five receptions for 95 yards including a long of 48-yard vs. the New York Giants (10/10)
- Caught eight passes for 138 yards and the game-winning touchdown vs. Kansas City (10/17)
- Caught seven passes for 106 yards and a touchdown at Indianapolis (11/1)
- Led Texans receivers with nine receptions for 146 yards and a touchdown at Jacksonville (11/14)
- Became the first player in NFL history to catch 60 passes in each of his first eight seasons when he caught nine passes for 56 yards and a touchdown vs. Tennessee (11/28)
- Led Texans receivers with six receptions for 149 yards at Philadelphia (12/2)
- Caught nine passes for his second straight 140-yard game and scored two touchdowns vs. Baltimore (12/13)
- Caught the 50th touchdown of his career as one of his six receptions resulting in a total of 58 yards at Tennessee (12/19)

2009 (Houston 16/16):

- Started all 16 games for the second consecutive season and led the NFL with 1,569 receiving yards on 101 receptions while also scoring a career-high nine touchdowns
- Registered his third career 100-catch season and his fourth 1,000-yard season
- Caught three passes for 71 yards and a touchdown for the AFC in the Pro Bowl
- Tied a career high with two touchdown receptions and caught 10 passes for 149 yards at Tennessee (9/20) including the 500th reception of his career, making him the second-fastest player to reach 500 receptions
- Made eight receptions for 101 yards and two touchdowns at Arizona (10/11)
- Had his second consecutive 100-yard game as he made eight receptions for 135 yards at Cincinnati (10/18)
- Made four catches for a team-leading 78 yards and a touchdown vs. Tennessee (11/23)
- Caught seven passes for 99 yards and his sixth touchdown of the season at Jacksonville (12/6)
- Caught 11 passes for 193 yards and two touchdowns vs. Seattle (12/13), including a 64-yard touchdown reception on the game's very first play
- Caught nine passes for 196 yards at St. Louis (12/20) becoming only the second player in NFL history to have back-to-back 190-yard games
- Became only the second player in NFL history to have back-to-back seasons with 1,500 yards receiving when he caught five passes for 71 yards and a career high ninth touchdown of the season at Miami (12/27)

2008 (Houston 16/16):

- Led the league in both receptions (115) and yards (1,575)
- His 115 receptions were the third-most in the NFL since 2000
- Caught 10-or-more passes in seven games, the most by a receiver in a single season in NFL history and recorded eight 100-yard games
- Topped 100 receiving yards in four consecutive games in the month of October while catching 10 or more passes in four straight games for the first time in his career
- 41 catches in October were the second-most by an NFL receiver in that month since the AFL-NFL merger in 1970
- Caught 10 passes for 112 yards at Pittsburgh (9/7), marking his third straight season opener with 100 yards
- Caught 10 passes for 178 yards and one touchdown vs. Miami (10/12), including the 400th reception of his career on a 4-yard gain in the second quarter
- Posted his third consecutive 100-yard game and fourth of the season vs. Detroit (10/19) with 141 yards on 11 catches
- Recorded his fourth consecutive 100-yard game and fifth of the season vs. Cincinnati (10/26) with 11 receptions for 143 yards
- Caught 10 passes for 116 yards at Cleveland (11/23)
- Surpassed Domanick Williams for first place in franchise history in career touchdowns with his 29th while making seven receptions for 75 yards vs. Jacksonville (12/1)
- Topped 6,000 career receiving yards with an 11-yard touchdown catch in the fourth quarter at Green Bay (12/7)
- Finished with 11 receptions for a then franchise-record 207 receiving yards vs. Tennessee (12/14)
- Caught 10 passes for 148 yards and two touchdowns vs. Chicago (12/28)

2007 (Houston 9/9):

- Saw action in nine games, missing seven games with a knee injury
- Amassed 60 receptions for 851 yards and eight touchdowns for the season
- Had a career-long 77-yard touchdown catch in the opener vs. Kansas City (9/9)
- Registered seven receptions for 120 yards and two touchdowns at Carolina (9/16)
- Inactive the next seven games with a knee injury
- Returned to action and recorded six receptions for 120 yards, including a 73-yard touchdown catch vs. New Orleans (11/18)
- Recorded his fourth 100-yard game of the season with nine receptions for 116 yards and a 28-yard touchdown catch at Tennessee (12/2)
- Caught his seventh touchdown of the season, along with six receptions for 86 yards vs. Denver (12/13)
- Had seven catches for 74 yards and his eighth touchdown of the season at Indianapolis (12/23)

2006 (Houston 16/16):

- Started all 16 games and led the League with 103 receptions for 1,147 yards
- Tied for the team lead with five touchdown catches
- His 65 catches in the first eight games of the season ranked third-most in NFL history
- Caught six passes for 101 yards vs. Philadelphia (9/10)
- Had season-highs of 11 receptions for 152 yards and his 53-yard reception in the first quarter set up Houston's first score vs. Washington (9/24)



JOHNSON, ANDRE

- Earned AFC Player of the Week honors with a nine catch, 101-yard performance vs. Miami (10/1)
- Made a 17-yard reception inside the last two minutes to set up Kris Brown's 48-yard field goal as time expired to give Houston the 27-24 win vs. Indianapolis (12/24)

2005 (Houston 13/13):

- Started 13 games, missing three with a nagging calf injury that plagued him all season
- Made 63 catches for 688 yards and two touchdowns
- Was inactive due to injury at Seattle (10/16), vs. Indianapolis (10/23) and vs. Cleveland (10/30)
- Set season-highs with nine catches for 91 yards to lead the Texans in his first game back from a calf injury at Jacksonville (11/6)
- Matched a single-game high 12 receptions for a season-high 159 yards and one score vs. St. Louis (11/27)
- Caught seven passes for 119 yards, including a season-long 53-yard touchdown catch vs. Jacksonville (12/24)

2004 (Houston 16/16):

- Started all 16 games, leading club in receptions (79), receiving yards (1,142), touchdown receptions (six) and four 100-yard receiving games, breaking his own record (three, 2003)
- Selected to his first Pro Bowl
- Second-youngest member of AFC Pro Bowl squad (LB Terrell Suggs, Ravens) and youngest AFC offensive selection
- Paced team with six catches for 115 yards and a score, helping Texans win consecutive games for the first time vs. Oakland (10/3)
- Set team and personal marks with 12 catches for 170 yards and also made two touchdown receptions vs. Minnesota (10/10)
- Hauled in six passes for 107 yards including a 49-yarder vs. Green Bay (11/21)
- Posted seven receptions for 125 yards at the New York Jets (12/5), becoming the first Texans receiver to eclipse the 1,000-yard receiving mark in a season
- Had four catches for 46 yards and one touchdown in win at Jacksonville (12/26)

2003 (Houston 16/16):

- Started all 16 games, recording at least one catch in each contest
- Led the Texans with 66 catches for 976 yards (14.8 avg.) and four touchdowns
- Named NFL Rookie of the Week twice after his performances in Week 4 and Week 11
- Made NFL debut in season-opening win at Miami (9/7), snagging a team-high six receptions for 76 yards
- Caught a game-high seven passes for 102 yards and scored first two career touchdowns, tying the club's single-game record vs. Kansas City (9/21)
- Made four receptions for a season-best 122 yards (30.5 avg.) in win at Buffalo (11/16)
- Posted his third 100-yard receiving game of the season when he caught five balls for a game-high 108 yards vs. Tennessee (12/21)

COLLEGE:

- Amassed 92 receptions for 1,831 yards (19.9 avg.) and 20 touchdowns in three seasons at Miami (Fla.) ranking fifth on the school's all-time receiving yards list
- Added 11 receptions for 253 yards and two touchdowns in two bowl games
- Only Michael Irvin (26) and Lamar Thomas (23) had more career touchdown grabs
- Earned first-team All-Big East honors and third-team AP All-America honors as a sophomore
- Became just the second Hurricane player to crack the single-season 1,000-yard receiving barrier (Eddie Brown, 1,114 yards, 1984)
- Helped Miami win first national title in 10 years as a sophomore, catching 37 passes for 682 yards (18.4 avg.) and career-best 10 touchdowns
- 2002 Rose Bowl Co-Player of the Game when he caught seven passes for 199 yards and two touchdowns
- Also an elite collegiate sprinter, winning 2002 Big East Conference titles in the indoor 60 meter and outdoor 100 meter
- Majored in liberal arts

PERSONAL:

- Parade All-America selection as a senior at Miami (Fla.) Senior High School where he caught 31 passes for 908 yards and 15 touchdowns his senior season for the Stingarees
- Also lettered in track and basketball
- Served as Grand Marshal of the 2012 Houston Livestock and Rodeo Show Downtown Parade

Johnson's 2012 Season Statistics

Date, Opp	GP	GS	Rush	Yds	Avg	Lg	TD	Rec	Yds	Avg	Lg	TD
9/9 vs. MIA	1	1	0	0	--	--	0	8	119	14.9	29	1
9/16 @ JAX	1	1	0	0	--	--	0	3	21	7.0	11	0
9/23 @ DEN	1	1	0	0	--	--	0	2	72	36.0	60	1
9/30 vs. TEN	1	1	0	0	--	--	0	3	56	18.7	33	0
10/8 @ NYJ	1	1	0	0	--	--	0	1	15	15.0	15	0
10/14 vs. GB	1	1	0	0	--	--	0	8	75	9.4	15	0
10/21 vs. BAL	1	1	0	0	--	--	0	9	86	9.6	14	0
11/4 vs. BUF	1	1	0	0	--	--	0	8	118	14.8	34	0
11/11 @ CHI	1	1	0	0	--	--	0	4	35	8.8	11	0
11/18 vs. JAX	1	1	0	0	--	--	0	14	273	19.5	48	1
11/22 @ DET	1	1	0	0	--	--	0	9	188	20.9	43	0
12/2 @ TEN	1	1	0	0	--	--	0	5	56	11.2	21	0
12/10 @ NE												
12/16 vs. IND												
12/23 vs. MIN												
12/30 @ IND												
2012 Totals	12	12	0	0	--	--	0	74	1,114	15.1	60	3

Johnson's Career Statistics

Year	Team	G	GS	Rush	Yds	Avg	Lg	TD	Rec	Yds	Avg	Lg	TD
2003	Hou	16	16	5	-10	-2.0	11	0	66	976	14.8	46	4
2004	Hou	16	16	4	12	3.0	14	0	79	1,142	14.5	54	6
2005	Hou	13	13	6	10	1.7	5	0	63	688	10.9	53	2
2006	Hou	16	16	3	14	4.7	18	0	103	1,147	11.1	53	5
2007	Hou	9	9	0	0	--	--	0	60	851	14.2	77	8
2008	Hou	16	16	0	0	--	--	0	115	1,575	13.7	65	8
2009	Hou	16	16	2	10	5.0	7	0	101	1,569	15.5	72	9
2010	Hou	13	13	2	10	5.0	7	0	86	1,216	14.1	60	8
2011	Hou	7	7	1	8	8.0	8	0	33	492	14.9	50	2
2012	Hou	12	12	0	0	--	--	0	74	1,114	15.1	60	3
NFL Totals		134	134	23	54	3.6	18	0	780	10,770	13.9	77	55

Johnson's 2012 Season Highs

Receptions	14	vs. Jacksonville (273 yards), 11/18/12
Receiving Yards	273	vs. Jacksonville (14 receptions), 11/18/12
Receiving Touchdowns	1	three times, most recent: vs. Jacksonville, 11/18/12
Receiving Long	60t	at Denver, 9/23/12

Johnson's Career Highs

Receptions	14	vs. Jacksonville (273 yards), 11/18/12
Receiving Yards	273	vs. Jacksonville (14 receptions), 11/18/12
Receiving Touchdowns	2	eight times, most recent: vs. Baltimore, 12/13/10
Receiving Long	77t	vs. Kansas City, 9/9/07
Rushing Long	18	vs. Buffalo, 11/19/06

Additional Statistics

Tackles: 24 total; 2003 – 4, 2004 – 2, 2005 – 1, 2006 – 6, 2007 – 3, 2008 – 3, 2009 – 3, 2011 – 1, 2012 – 1.
 Special Teams Tackles: 2 total; 2003 – 1, 2004 – 1.
 Fumble Recoveries: 1 total; 2004 – 1.
 Fumbles/Lost: 5/4 total; 2004 – 1/1, 2005 – 1/1, 2006 – 1/0, 2007 – 1/1, 2008 – 1/1.



BEN JONES

CENTER/GUARD

60

Height: 6-3 | Weight: 303 | College: Georgia |
 Hometown: Centreville, Ala. | Rookie |
 1st with Texans | Age as of Kickoff Weekend 2012: 23 |
 Acquired: D4a, 2012 (99th overall) | 2012 GP/GS: 12/6 |
 Career GP/GS: 12/6 | Teams: Houston, 2012 |

TRANSACTIONS: Selected by Houston Texans in the fourth round (99th overall) of the 2012 NFL Draft... Signed by Texans on May 14, 2012.

HONORS:

- Madden Protectors Award (Week 4, 2012)

2012 (Houston 12/6):

- Made his Texans and NFL debut on special teams in the season opener vs. Miami (9/9)
- Saw action at right guard and was part of an offensive line that cleared the way for Texans running backs to rush for 216 yards and three touchdowns while not allowing Matt Schaub to be sacked at Jacksonville (9/17)
- Helped provide protection for Matt Schaub, enabling him to tie a career-high with four touchdown passes at Denver (9/23)
- Helped Arian Foster rush for a season-high 152 yards and a touchdown at the New York Jets (10/8)
- Made his first career start and was part of an offense that set a franchise record by scoring 43 points vs. Baltimore (10/21)
- Helped Foster go over 100 yards for the fourth time this season as he gained 111 yards on 24 carries and scored a touchdown vs. Buffalo (11/4)
- Part of an offense that set a franchise record with 640 yards of offense and tied the franchise scoring record with 43 points vs. Jacksonville (11/18) and put up another 501 yards at Detroit (11/22)

COLLEGE:

- Ranked third in Georgia history with 49 starts at center
- Two-time All-SEC selection by the league's coaches and four-time SEC Offensive Lineman of the Week in his career
- Named a Freshman All-American and Freshman All-SEC after taking over as starting center in 2008
- Earned All-SEC first-team honors and was rated the nation's second-best center in the draft by The NFL Draft Report
- Second-team All-SEC honoree by the Associated Press, Phil Steele and the league's coaches for his senior season
- Named to Georgia's Team of the Decade
- Named 2011 All-American first-team recognition from ESPN.com, Yahoo Sports and Rivals.com
- Served as a team captain and started all 14 games at center, where he recorded 15 touchdown-resulting blocks and protected the pocket as the Bulldogs threw for 37 touchdowns
- Earned All-SEC second-team honors from The NFL Draft Report and was a fourth-team choice by Phil Steele his junior season
- Helped the offense average 385.0 total yards per game and 242.4 passing yards per game
- Named All-SEC second-team by the league's coaches his sophomore season
- Member of the fall 2009 Georgia Athletic Director's Honor Roll
- Named Freshman All-American first-team by College Football News, adding second-team honors from The Sporting News and Phil Steele
- Produced 12 touchdown-resulting blocks and 86 knockdowns for a team that ranked second in the league and 22nd nationally in total offense (426.0 ypg), and led the SEC with the NCAA's No. 16 passing offense (277.7 ypg)
- Led a front wall that ranked 21st in sacks allowed (1.31 spg; 17 total)
- SEC Offensive Lineman of the Week as part of an offensive line that helped Georgia account for 520 total offensive yards on 57 attempts, an average of 9.1 yards per play, in the Bulldogs' 42-38 win at Kentucky

PERSONAL:

- Attended Bibb County High School in Centreville, Ala., where he earned Super Prep All-Dixie Team, Prep Star All-Southeast Region and Alabama Sports Writers Association Class 5A first-team All-State honors as a senior
- Standout first baseman and pitcher on Bibb County's baseball team, where in 2007 he was selected to the Tuscaloosa News West Alabama Baseball All-Star squad
- Health & Physical Education major, earning SEC Academic Honor Roll and Georgia Athletic Director's Honor Roll accolades each of his four seasons at the university
- Switched from jersey #61 to #60 prior to his senior season, to honor his father, Steve, a former collegiate star, who was killed in a helicopter crash when he was 10 years old
- Pregame ritual consists of walking barefoot on the field "to get a feel for the turf," something he has done since high school

Jones' Career Statistics

- Games/Starts: 2012: 12/6; Totals: 12/6.



DONNIE JONES

PUNTER

Height: 6-2 | Weight: 220 | College: LSU |
Hometown: Baton Rouge, La. | 9th NFL Season |
1st with Texans | Age as of Kickoff Weekend 2012: 32 |
Acquired: UFA-'12 (STL) | 2012 GP/GS: 12/0 | Career GP/GS: 131/0 |
Teams: Seattle, 2004; Miami, 2005-06; St. Louis, 2007-11; Houston, 2012 |

5

TRANSACTIONS: Selected by Seattle Seahawks in the seventh round (224th overall) of the 2004 NFL Draft...Signed to the practice squad by Seattle on Sept. 7, 2004...Signed to the active roster from practice squad on Oct. 15, 2004...Signed by Seattle to the practice squad on Oct. 21, 2004...Signed to the active roster on Oct. 23, 2004...Signed by Seattle to the practice squad on Oct. 27, 2004...Signed to active roster on Oct. 30, 2004...Signed by Seattle to the practice squad on Nov. 25, 2004...Claimed off waivers by Miami Dolphins on July 25, 2005...Signed by Dolphins to practice squad on Sept. 5, 2005...Signed to the Dolphins active roster on Sept. 10, 2005...Signed as a free agent by St. Louis Rams on April 25, 2007...Signed as a free agent with the Houston Texans on March 30, 2012.

HONORS:

- Associated Press Second-Team All-Pro (2008, 2009)
- USA Today All-Joe Team (2008)

CAREER:

- Has played in 131 career games and averaged 45.4 yards on 717 career punts
- Career net punting average is 38.5 yards
- Has placed 221 punts inside the 20 and has a career long of 80 yards
- 50.0-yard gross average in 2008 ranked second in NFL history
- Career gross average of 45.4 yards is fifth in NFL history (minimum of 250 punts)

2012 (Houston 12/0):

- Punted five times for a 43.6 yard average, including a long of 55 in the season opener vs. Miami (9/9)
- Had a second-quarter punt downed at the 5-yard line at Jacksonville (9/16), marking his 200th career punt downed inside the 20-yard line
- Averaged 54.2 yards on five punts including a long of 66 yards at Denver (9/23)
- Punted six times and had four of his punts downed inside the 20-yard line vs. Tennessee (9/30), which tied for the second-most in a game in his career
- Punted six times with no return at the New York Jets (10/8), averaging 40.2 yards and had four of his punts downed inside the 20-yard line for the second consecutive game
- Had four punts for a season-high 51.5 yard average vs. Green Bay (10/14)
- Punted five times for an average of 48.0 yards including a net of average of 47.8 yards and a long of 62 yards vs. Baltimore (10/21)
- Punted five times for an average of 49.4 yards and a long of 58 yards vs. Buffalo (11/4)
- Had a season-high eight punts at Chicago (11/11) averaging 44.6 yards per punt
- Had three punts downed inside the 20-yard line at Detroit (11/22)
- Punted 10 times for an average of 48.8 yards at Tennessee (12/2), including a season-high five punts downed inside the 20-yard line

2011 (St. Louis 16/0):

- Played all 16 games for the Rams, punting 105 times for 4,652 yards and an average of 44.3 yards per punt
- Recorded one special teams tackle and punted eight times for a 46.5-yard average vs. Baltimore (9/25)
- Punted eight times for 360 yards for 45.0 yards and a season-long of 65 yards vs. Washington (10/2)
- Punted five times for 236 yards, a 47.2-yard average and 42.0-yard net and a long of 64 yards at Cleveland (11/13)
- Punted 10 times for a 44.1-yard average and 34.7-yard net and making one special teams tackle vs. Seattle (11/20)
- Broke Dale Hatcher's record for career punts, punting seven times vs. Cincinnati (12/18) to give him 436 as a
- Punted six times for 304 yards, a 50.7-yard average for his best single-game performance this season vs. San Francisco (1/1/12)

2010 (St. Louis 16/0):

- Named an alternate to the Pro Bowl after finishing eight in the NFL (fourth in the NFC) with a gross punting average of 45.5 yards
- Ranked third in the NFL (second in the NFC) in net punting average (40.0)
- Punted 94 times for 4,276 yards with 32 inside the 20-yard line, fifth most in the NFL, and a long of 63 yards
- Punted a season-high 10 times for a 43.7 average and didn't allow a single punt to be returned at San Francisco (11/14)
- Only punter in the NFL this season to produce a game with 0 return yards on nine or more punts

2009 (St. Louis 16/0):

- Second-team All-Pro selection by the Associated Press for the second consecutive year after finishing the season with a career-high 34 punts inside the 20
- His 34 punts inside the 20 are a Rams' single-season franchise record (since 1976), surpassing Dale Hatcher's 32 punts inside the 20 established in 1985
- Finished the season with a career-high 90 punts and 4,212 yards and his 46.8-yard average is the third-highest of his career and the third-highest in Rams history
- Recorded a 41.7-yard net average, the top mark in his career
- His 48.0-yard career gross average is the top mark in franchise history, surpassing the previous team-high of 44.3 yards established by Danny Villanueva from 1961-64
- Punted eight times for 406 yards and a 50.8-yard gross average and placed two punts inside the

- 20 at Seattle (9/13)
- Registered a 56.3-yard average, breaking his own single-game franchise record for gross punting average vs. Arizona (11/22)
- Punted seven times for an average of 45.3 yards at Chicago (12/6), including a career-high six punts inside the 20-yard line, the most in franchise history
- Punted five times for 246 yards (49.2-yard average) at Arizona (12/27), including four of punts placed inside the 20-yard line, giving him a career-high 32 inside the 20 for the year
- Recorded career highs with 11 punts for 551 yards vs. San Francisco (1/3/10)

2008 (St. Louis 16/0):

- Second-team All-Pro selection by the Associated Press, finishing the season with a 50.0-yard gross average, registering 4,100 yards on 82 punts
- Average stands as the Rams franchise record for a single season, breaking his previous mark of 47.2 set in 2007
- Became only the second player in NFL history to record a 50.0-yard gross punting average, joining Hall of Famer Sammy Baugh who averaged 51.4 yards (1,799 yards on 35 punts) in 1940
- Had nine games with at least a 50-yard average and posted a 41.1-yard net average, second highest in NFL history, and became the only player in NFL history to have a 50.0-yard gross average and a 40.0-plus yard net average
- Finished the season leading the NFL in gross punting average, second in the NFL in net punting average
- Named to USA Today's All-Joe team
- Punted 10 times for 485 yards for a 48.5-yard average, setting a career high in yards and tying a career high in punts at Philadelphia (9/7)
- Punted six times for 334 yards and a 55.7-yard average and recorded one special teams tackle vs. the New York Giants (9/14)
- Punted four times for 218 yards at Seattle (9/21) and a 54.5-yard average and a net average of 49.5 yards, which is the highest in Rams history
- Punted five times for a career-high 56.2-yard average vs. Buffalo (9/28), the highest single-game punting average in Rams history, breaking his own record set in 2007

2007 (St. Louis 16/0):

- Established then highest punting average for a single season in Rams' history, punting 78 times for a 47.2-yard punting average breaking Danny Villanueva's record 45.5-yard punting average set in 1962
- Net average of 39.3 yards was the best in Rams' history since 1970
- Finished the season ranked second in the NFC, third in the NFL in punting average and ranked second in the NFC, fourth in the NFL in net punting average
- Punted four times for a 56.0-yard average, then the highest single-game punting average in Rams history vs. Arizona (10/7)
- Punted six times for a 52.3-yard average with long punt of 80 yards marked a career-best at Seattle (10/21)

2006 (Miami 16/0):

- Played in all 16 games for the Dolphins, punting 85 times for 3,640 yards for a 42.8-yard average and 35.7-yard net average with a career-long 64-yard punt and 28 punts inside the 20
- Produced then career-high 52.7-yard average on six punts for 316 yards with two punts inside the 20 and a long of 61 yards vs. Tennessee (9/24)
- Punted a season-high eight times for 46.1-yard average with 39.8-yard net average at Buffalo (12/17)
- Totaled career-high 10 punts for 427 yards with a long of 52 yards and two punts inside the 20 vs. the New York Jets (12/25)

2005 (Miami 16/0):

- Played in all 16 games in his first season with the Dolphins, punting 88 times for a 43.5-yard average, and NFL-leading and Dolphins single-season record net average of 39.3 yards
- 31 punts inside the 20 ranked second in the AFC and was a Dolphins' single-season record
- Produced a four-game stretch, beginning vs. Carolina (9/25) and ending vs. Kansas City (10/21), in which he had a net average of 40.0 yards or better
- Punted eight times for a 45.9-yard average with a net of 43.5 yards and connected on a 60-yard punt for the first time in career vs. Kansas City (10/21)
- Averaged 51.3 yards on four punts and produced a season-high 47.0-yard net average, with three punts inside the 20 at Oakland (11/27)
- Totaled a then career-high nine punts and hit a then career-long 63-yard punt vs. Tennessee (12/24)

2004 (Seattle 7/0):

- Played in seven games with the Seahawks in between stints on the practice squad
- Punted 26 times for a 38.0-yard gross average with a net of 32.2, six punts inside the 20 and two touchbacks
- Punted three times for a 49.3-yard gross average and a net of 42.7 yards at St. Louis (11/14)

COLLEGE:

- Played in 49 games during four-year career at LSU, setting school records with 233 punts for 9,798 yards
- 42.0 yard punting average ranks second in school history
- Placed 69 punts inside the 20 for the Tigers during career
- Hit a school-record 86-yard punt against Kentucky in his junior year

PERSONAL:

- Earned All-State and All-District honors as a senior at Catholic High School in Baton Rouge, La.
- Averaged 43.4 yards on team that reached Class 5A semifinals
- Married to Aubrie with two children, son, Weston and daughter, Addison



JONES, DONNIE

Jones' 2012 Season Statistics

Date, Opp	GP	No	Yds	Avg	Net	TB	In 20	Lg	Blk
9/9 vs. MIA	1	5	218	43.6	28.4	0	1	55	0
9/16 @ JAX	1	6	299	49.8	37.8	2	1	58	0
9/23 @ DEN	1	5	271	54.2	44.4	1	1	66	0
9/30 vs. TEN	1	6	259	43.2	41.7	0	4	61	0
10/8 @ NYJ	1	6	241	40.2	40.2	0	4	48	0
10/14 vs. GB	1	4	206	51.5	45.8	0	0	55	0
10/21 vs. BAL	1	5	240	48.0	47.8	0	2	62	0
11/4 vs. BUF	1	5	247	49.4	42.0	0	0	58	0
11/11 @ CHI	1	8	357	44.6	38.3	1	1	59	0
11/18 vs. JAX	1	3	111	37.0	33.3	0	2	55	0
11/22 @ DET	1	6	285	47.5	42.2	0	3	53	0
12/2 @ TEN	1	10	488	48.8	40.3	1	5	64	0
12/10 @ NE									
12/16 vs. IND									
12/23 vs. MIN									
12/30 @ IND									
2012 Totals	12	69	3,222	46.7	40.2	5	24	66	0

Jones' Career Statistics

Year	Team	GP	No	Yds	Avg	Net	TB	In 20	Lg	Blk
2004	Sea	7	26	988	38.0	32.2	2	6	51	1
2005	Mia	16	88	3,827	43.5	39.3	7	31	63	0
2006	Mia	16	85	3,640	42.8	35.7	10	28	64	1
2007	StL	16	78	3,684	47.2	39.3	9	18	80	0
2008	StL	16	82	4,100	50.0	41.1	7	20	68	0
2009	StL	16	90	4,212	46.8	41.7	10	34	63	0
2010	StL	16	94	4,276	45.5	40.0	4	32	63	0
2011	StL	16	105	4,652	44.3	37.0	9	29	65	1
2012	Hou	12	69	3,222	46.7	40.2	5	24	66	0
Career Totals		131	717	32,601	45.3	38.5	63	222	80	3

Jones' 2012 Season Highs

Punts	8	at Chicago, 11/11/12
Punt Yards	357	at Chicago, 11/11/12
Punts Inside 20	4	twice, most recent: at New York Jets, 10/8/12



JOHNATHAN JOSEPH CORNERBACK

24

Height: 5-11 | Weight: 191 | College: South Carolina |
Hometown: Rock Hill, S.C. | 7th NFL Season |
2nd with Texans | Age as of Kickoff Weekend 2012: 28 |
Acquired: UFA-'11 (CIN) | 2012 GP/GS: 10/10 |
Career GP/GS: 92/83 | Teams: Cincinnati, 2006-10; Houston, 2012 |

TRANSACTIONS: Selected by Cincinnati Bengals in the first round (24th overall) of the 2006 NFL Draft... signed with Bengals on July 29, 2006... signed with Houston Texans on July 29, 2011.

HONORS:

- Elected to 2012 Pro Bowl
- Associated Press Second-Team All-Pro (2011)
- Pro Football Weekly/PFWA All-NFL, All-AFC Team (2011)
- SI.com (Peter King) All-Pro Team (2011)

CAREER:

- Has played in 92 career games with 83 starts and has recorded 363 total tackles, including 301 solos
- Owens 20 career interceptions, three forced fumbles and three fumble recoveries
- Scored five career touchdown returns (four interceptions and one fumble recovery)

2012 (Houston 10/10):

- Made six tackles (four solo) and intercepted a pass and returned it 36 yards vs. Miami (9/9)
- Had five solo tackles at Jacksonville (9/16)
- Made six tackles (five solo) and led the defense with three passes broken up at Denver (9/23)
- Made four solo tackles and threw a big block that helped Danieal Manning return an interception 55-yards for a score vs. Tennessee (9/30)
- Registered five solo tackles at the New York Jets (10/8)
- Picked off a Joe Flacco pass and returned it 52 yards vs. Baltimore (10/21) for his first touchdown as a Texan
- Registered four tackles (four solo) and a pass defended vs. Buffalo (11/4)
- Collected a season-high seven tackles (six solo) at Chicago (11/11)
- Notched two tackles and a pass defended vs. Jacksonville (11/19)
- Inactive at Detroit (11/22) and at Tennessee (12/2)

2011 (Houston 15/15):

- Finished with 44 tackles (40 solo) and tied for the team lead with four interceptions and a team-best 15 passes defended and two forced fumbles
- Started and made five tackles (four solo) and one tackle for loss in the season opener vs. Indianapolis (9/11)
- Intercepted a Chad Henne pass and returned it 5 yards to the 6-yard line setting up a second quarter touchdown at Miami (9/18)
- Recorded interceptions in consecutive games for the third time in his career when he picked off Drew Brees at New Orleans (9/25)
- Intercepted a second-quarter Joe Flacco pass with a return of 2 yards in addition to making seven tackles (five solo) at Baltimore (10/16)
- Was named the Defensive Player of the Game after forcing a fumble, making three solo tackles and breaking up two passes at Tennessee (10/23)
- Made four solo tackles and broke up a pass vs. Cleveland (11/6)
- Had two solo tackles and a hit on Kellen Winslow which forced the ball out where it was intercepted by Brian Cushing at Tampa Bay (11/13)
- Intercepted a second-quarter Blaine Gabbert pass and returned it 29 yards at Jacksonville (11/27)
- Inactive for the season finale vs. Tennessee (1/1/12)
- Recorded six solo tackles, including one for loss, while adding an interception and two passes defended in AFC Wild Card Playoff vs. Cincinnati (1/7/12)
- Recorded two solo tackles and three passes defended in AFC Divisional Playoff at Baltimore (1/15/12)

2010 (Cincinnati 12/12):

- Started 12 games and made 53 tackles
- Ranked second on team in passes defended (11) and interceptions (three)
- Registered four tackles at Cleveland (10/3)
- Intercepted Josh Freeman pass in second quarter and returned it 11 yards vs. Tampa Bay (10/11)
- Made five tackles and had a pass defended at Indianapolis (11/14), helping to hold Peyton Manning to season-low 185 passing yards and no touchdowns
- Three tackles and two interceptions (one for a touchdown) vs. Buffalo (11/21), marking the first multi-interception game of his career

2009 (Cincinnati 16/16):

- Intercepted Ben Roethlisberger pass 30 yards for a touchdown vs. Pittsburgh (9/27)
- Intercepted a Derek Anderson pass on Bengals goal line and returned it 32 yards in third quarter at Cleveland (10/3)
- Intercepted a Joe Flacco pass at goal line in first quarter and returned it 21 yards at Baltimore (10/11)
- Had his first forced fumble of the year when he stripped WR Devin Hester, with LB Dhan Jones recovering for Bengals vs. Chicago (10/25)
- Posted team season-high in passes defended (5) vs. Baltimore (11/8), including a third-quarter INT of Flacco on a deep pass
- Had team-high four passes defended, with five tackles and a forced fumble in Nov. 15 win at Pittsburgh
- Had four tackles at Oakland (11/22), plus a diving INT of Bruce Gradkowski pass in the fourth-quarter
- Picked off a Philip Rivers pass at Bengals 19 in the second quarter and returned it seven yards at San Diego (12/20)
- Five tackles in Wild Card Playoff vs. New York Jets (1/9/10)

2008 (Cincinnati 8/7):

- Returned a Ray Rice fumble 65 yards, produced only Bengals touchdown vs. Baltimore (9/7)
- Tied for team lead in tackles (personal season-high 12), led in solo tackles (10) and led in passes defended (three) vs. Jacksonville (11/2)
- Had his first interception of the year, ending Philadelphia's final scoring threat of the first half when he picked off Donovan McNabb pass and returned it 22 yards (11/26)

2007 (Cincinnati 15/14):

- Went 42 yards for a touchdown with his first pro interception (off Chad Pennington), and the late fourth-quarter score provided eventual winning points vs. New York Jets (10/21)
- Snagged his second INT vs. Tennessee (11/25), outfighting TE Bo Scaife for Vince Young pass in first quarter, with four-yard return
- Intercepted a pass for the second straight game at Pittsburgh (12/2), picking off Ben Roethlisberger pass at Steelers 24 in the fourth quarter and returning it 7 yards
- Helped blunt Browns comeback bid by picking off a Derek Anderson pass at Bengals five in fourth quarter, with 23-yard return vs. Cleveland (12/23)

2006 (Cincinnati 16/9):

- Blocked John Carney PAT try after Saints' final touchdown in fourth quarter, first Bengals blocked PAT since '91 at New Orleans (11/19).
- Tied his season high with seven tackles and tied the team's season high with four passes defended vs. Baltimore (11/30)
- Recovered a fumble on Raiders' first offensive play vs. Oakland (12/10)

COLLEGE:

- Played two seasons (2004-05) at South Carolina after playing in 2003 at Coffeyville (Kan.) Community College
- Entered NFL Draft after his junior season at South Carolina
- Played only 14 games at South Carolina, due to broken foot that limited him to two games in '04, but still was able to establish himself among the elite CBs in SEC
- Played in 12 games with 11 starts in '05, when he had four INTs (one for TD)
- Criminal justice major at South Carolina

PERSONAL:

- Attended Northwestern High School in Rock Hill, S.C., where he was all-state in football and all-region in track

Joseph's 2012 Season Statistics

	Tackles							Interceptions					Fumbles				
Date, Opp	G	GS	Tot	Solo	Asst	Sk	Yds	No	Yds	Lg	TD	PD	FF	FR	Yds	TD	
9/9 vs. MIA	1	1	6	4	2	0.0	0.0	1	36	36	0	1	0	0	0	0	
9/16 @ JAX	1	1	5	5	0	0.0	0.0	0	0	0	0	0	0	0	0	0	
9/23 @ DEN	1	1	6	5	1	0.0	0.0	0	0	0	0	3	0	0	0	0	
9/30 vs. TEN	1	1	4	4	0	0.0	0.0	0	0	0	0	0	0	0	0	0	
10/8 @ NYJ	1	1	5	5	0	0.0	0.0	0	0	0	0	0	0	0	0	0	
10/14 vs. GB	1	1	6	5	1	0.0	0.0	0	0	0	0	0	0	0	0	0	
10/21 vs. BAL	1	1	5	4	1	0.0	0.0	1	52	52	1	1	0	0	0	0	
11/4 vs. BUF	1	1	4	4	0	0.0	0.0	0	0	0	0	1	0	0	0	0	
11/11 @ CHI	1	1	7	6	1	0.0	0.0	0	0	0	0	1	0	0	0	0	
11/18 vs. JAX	1	1	2	2	0	0.0	0.0	0	0	0	0	1	0	0	0	0	
11/22 @ DET	INACTIVE																
12/2 @ TEN	INACTIVE																
12/10 @ NE																	
12/16 vs. IND																	
12/23 vs. MIN																	
12/30 @ IND																	
2012 Totals	10	10	50	44	6	0.0	0.0	2	52	52	1	8	0	0	0	0	

Joseph's Career Statistics

		Tackles							Interceptions					Fumbles				
Year	Team	G	GS	Tot	Solo	Asst	Sk	Yds	No	Yds	Lg	TD	PD	FF	FR	Yds	TD	
2006	Cin	16	9	58	46	12	0.0	0.0	0	0	0	0	20	0	2	7	0	
2007	Cin	15	14	58	45	13	0.0	0.0	4	76	42	1	15	0	0	0	0	
2008	Cin	8	7	42	31	11	0.0	0.0	1	22	22	0	13	1	1	65	1	
2009	Cin	16	16	69	58	11	0.0	0.0	6	92	32	1	20	1	0	0	0	
2010	Cin	12	12	42	37	5	0.0	0.0	3	38	21	1	8	0	0	0	0	
2011	Hou	15	15	44	40	4	0.0	0.0	4	29	29	0	15	1	0	0	0	
2012	Hou	10	10	50	44	6	0.0	0.0	2	52	52	1	8	0	0	0	0	
NFL Totals		92	83	363	301	62	0.0	0.0	20	92	52	4	99	3	3	72	1	

Joseph's 2012 Season Highs

Tackles	7	at Chicago, 11/11/12
Interceptions	1	twice, last vs. Baltimore, 10/21/12
Passes Defended	3	at Denver, 9/23/12

Joseph's Career Highs

Tackles	15	vs. Jacksonville, 11/2/08
Interceptions	2	vs. Buffalo, 11/21/10
Passes Defended	5	vs. Baltimore, 11/8/09
Fumble Recoveries	1	three times, most recent: vs. Baltimore, 9/7/08
Forced Fumbles	1	three times, most recent: at Tennessee, 10/23/11



SHILOH KEO FREE SAFETY

Height: 5-11 | Weight: 212 | College: Idaho |
Hometown: Everett, Wash. | 2nd NFL Season |
2nd with Texans | Age as of Kickoff Weekend 2012: 24 |
Acquired: D5a, 2011 (144th overall) | 2012 GP/GS: 12/0 |
Career GP/GS: 22/0 | Teams: Houston, 2011-12 |

31

TRANSACTIONS: Selected by Houston Texans in the fifth round (144th overall) in the 2011 NFL Draft... Signed by Texans on July 31, 2011... Released by Texans on Sept. 3, 2011... Signed by Texans to the practice squad on Sept. 4, 2011... Signed from practice squad to active roster by Texans on Oct. 19, 2011.

2012 (Houston 12/0):

- Saw action on special teams in the first nine games
- Made a special teams tackle at Denver (9/23)
- Assisted on two tackles vs. Green Bay (10/14)
- Made a tackle on special teams vs. Baltimore (10/21)
- Named Special Teams Player of the Game after recording two special teams tackles vs. Buffalo (11/4)
- Made two special teams tackles at Chicago (11/11)
- Assisted on two special teams tackles vs. Jacksonville (11/18)
- Saw action on special teams at Detroit (11/22)
- Made a tackle on special teams at Tennessee (12/2)

2011 (Houston 10/0):

- Signed to the active roster from the practice squad (10/19)
- Made his NFL debut on special teams while also appearing at safety at Tennessee (10/23)
- Was named the Special Teams Player of the Game after making two special teams tackles at Jacksonville (11/27)
- Saw his first career action as a punt returner and finished the game with one return for 11 yards vs. Tennessee (11/12)
- Made one special teams tackle in his postseason debut in AFC Wild Card Playoff vs. Cincinnati (1/7/12)

COLLEGE:

- Started 50-of-55 games at strong safety and recorded 358 tackles (237 solo), one sack and 20 stops for loss totaling 67 yards and gained 168 yards on 11 interceptions and deflected 20 pass attempts and forced three fumbles and recovered six others
- Averaged 11.0 yards on 53 punt returns and 20.3 yards on eight kickoff returns
- Also rushed three times for 98 yards
- Ranks first in Idaho history in career punt return yards (585) and single-season punt return yards (319 in 2007)
- Set a school record after returning a punt 100 yards for a touchdown vs. Northern Illinois and one of just 11 players in Idaho history with over 300 career tackles
- All-Western Athletic Conference second-team selection in 2010, won Jim Thorpe Award (top college defensive back) and recipient of Idaho's John Friesz Most Valuable Player Award
- Started 12-of-13 games in 2010 and finished fifth among Vandals defenders with 61 tackles (40 solos), including one sack, 6.5 stops for loss, one forced fumble, two fumble recoveries and tied for seventh in the conference in interceptions (0.23 per game), gaining 63 yards on three interceptions
- Gained 74 yards on 17 returns, as his average of 4.35 yards per punt return ranked fifth in the WAC and 63rd in the nation and gained 144 yards on seven kickoff returns
- Sport science major

PERSONAL:

- Rushed for 2,946 yards and 37 yards in his two seasons at Archbishop Murphy (Everett, Wash.)
- Had eight receptions for 162 yards (20.25 ypc) and a score and completed 7-of-13 pass attempts for 184 yards and four more touchdowns
- Named the Cascade Conference Defensive Player of the Year and 2A All-State at defensive back by the Associated Press and All-Conference selection at running back as a senior
- Led the Archbishop Murphy Wildcats to a 14-1 overall record in his final season, gaining 1,675 yards with 22 touchdowns

Keo's 2012 Season Statistics

Date, Opp	Tackles							Interceptions					Fumbles			
	G	GS	Tot	Solo	Asst	Sk	Yds	No	Yds	Lg	TD	PD	FF	FR	Yds	TD
9/9 vs. MIA	1	0	0	0	0	0.0	0.0	0	0	0	0	0	0	0	0	0
9/16 @ JAX	1	0	0	0	0	0.0	0.0	0	0	0	0	0	0	0	0	0
9/23 @ DEN	1	0	0	0	0	0.0	0.0	0	0	0	0	0	0	0	0	0
9/30 vs. TEN	1	0	0	0	0	0.0	0.0	0	0	0	0	0	0	0	0	0
10/8 @ NYJ	1	0	0	0	0	0.0	0.0	0	0	0	0	0	0	0	0	0
10/14 vs. GB	1	0	2	0	2	0.0	0.0	0	0	0	0	0	0	0	0	0
10/21 vs. BAL	1	0	0	0	0	0.0	0.0	0	0	0	0	0	0	0	0	0
11/4 vs. BUF	1	0	0	0	0	0.0	0.0	0	0	0	0	0	0	0	0	0
11/11 @ CHI	1	0	0	0	0	0.0	0.0	0	0	0	0	0	0	0	0	0
11/18 vs. JAX	1	0	0	0	0	0.0	0.0	0	0	0	0	0	0	0	0	0
11/22 @ DET	1	0	0	0	0	0.0	0.0	0	0	0	0	0	0	0	0	0
12/2 @ TEN	1	0	0	0	0	0.0	0.0	0	0	0	0	0	0	0	0	0
12/10 @ NE																
12/16 vs. IND																
12/23 vs. MIN																
12/30 @ IND																
2012 Totals	12	0	2	0	2	0.0	0.0	0	0	0	0	0	0	0	0	0

Keo's Career Statistics

Year	Team	Tackles						Interceptions					Fumbles				
		G	GS	Tot	Solo	Asst	Sk	Yds	No	Yds	Lg	TD	PD	FF	FR	Yds	TD
2011	HOU	10	0	0	0	0	0.0	0.0	0	0	0	0	0	0	0	0	0
2012	HOU	12	0	2	0	2	0.0	0.0	0	0	0	0	0	0	0	0	0
NFL Totals		22	0	2	0	2	0.0	0.0	0	0	0	0	0	0	0	0	0

Keo's 2012 Season Highs

Tackles 2 vs. Green Bay, 10/14/12



DANIEAL MANNING STRONG SAFETY

38

Height: 5-11 | Weight: 209 | College: Abilene Christian |
Hometown: Corsicana, Texas | 7th NFL Season |
2nd with Texans | Age as of Kickoff Weekend 2012: 30 |
Acquired: UFA-'11 (CHI) | 2012 GP/GS: 12/12 |
Career GP/GS: 102/81 | Teams: Chicago, 2006-10; Houston, 2011-12 |

TRANSACTIONS: Selected by Chicago Bears in the second round (42nd overall) in the 2006 NFL Draft... Signed with Bears on July 5, 2006... Re-signed with Bears on May 19, 2010... Signed with Houston Texans on July 29, 2011

CAREER:

- Has played in 102 career games with 81 starts and has recorded 462 total tackles, including 376 solos, 11 interceptions, nine forced fumbles, five fumble recoveries and two field goals blocked
- Excellent kick returner with a career average of 26.9 yards per return on 114 attempts, which is the second-highest kickoff return average since entering the League in 2006

2012 (Houston 12/12):

- Made seven tackles (five solo) and recovered a fumble in the season opener vs. Miami (9/9)
- Had five tackles (three solo) at Jacksonville (9/16)
- Intercepted his first pass of the season and returned it 55 yard for a touchdown vs. Tennessee (9/30), giving him his first career interception return for a touchdown
- Recorded two tackles (both solo) and one pass defended at the New York Jets (10/8)
- Made seven tackles (six solo) vs. Buffalo (11/4)
- Intercepted a Jay Cutler pass in the first quarter, recorded eight solo tackles and a forced fumble at Chicago (11/11)
- Collected ten tackles and registered his third career sack and a forced fumble vs. Jacksonville (11/18)
- Recorded nine tackles, two passes defended, and forced a fumble for the second consecutive game at Detroit (11/22)
- Made six tackles and had a pass defended at Tennessee (12/2)

2011 (Houston 13/13):

- Ranked fourth on the team with 59 tackles and tied a career high with two interceptions despite missing three games with a lower leg injury
- Made seven tackles (two solo) and averaged 38.5 yards on two kickoff returns at Miami (9/18)
- Recorded his first interception as a Texan, picking off a Drew Brees pass and returning it 22 yards to set up fourth-quarter touchdown at New Orleans (9/25)
- Blocked a field goal to end the first half and made five solo tackles vs. Pittsburgh (10/2)
- Averaged 22.5 yards on four kickoff returns including a long of 36 yards vs. Oakland (10/9)
- Led all Texans with 11 tackles (nine solo) at Baltimore (10/16)
- Intercepted a Matt Hasselbeck pass in the second quarter at Tennessee (10/23) before having to leave the game with a lower leg injury
- Inactive for three games with a leg injury
- Returned to the lineup and made one solo tackle vs. Jacksonville (11/27)
- Made three solo tackles and broke up a pass vs. Atlanta (12/4)
- Led the defense with 11 tackles (eight solo) at Cincinnati (12/11)
- Had four solo tackles vs. Carolina (12/18)
- Recorded seven tackles (five solo) and his first career postseason interception in AFC Wild Card Playoff vs. Cincinnati (1/7/12)
- Made nine tackles (eight solo) and one pass defended and averaged 33.3 yards on four kickoff returns, including a 60-yard return to open the game in AFC Divisional playoff at Baltimore (1/15/12)

2010 (Chicago 16/16):

- Started all 16 games for the first time in his career and finished the year with 72 tackles, 59 solos, and one interception
- Made a season-high 11 tackles at the New York Giants (10/3)
- Intercepted a pass vs. Washington (10/24), the seventh pick of his career

2009 (Chicago 15/10):

- Made 10 tackles at Cincinnati (10/25)
- Intercepted a pass vs. Cleveland (11/1) and returned it 35 yards
- Registered a season-high 12 tackles, including 10 solos, vs. Arizona (11/8)

2008 (Chicago 14/1):

- Intercepted a pass vs. Jacksonville (12/7) and returned it 42 yards
- Scored his first career touchdown via kick return vs. New Orleans (12/11) when he returned a kickoff 83 yards for a score
- Reeled off a 70-yard kickoff return vs. Green Bay (12/22)
- Started the season finale at Houston (12/28) and registered a season-high six tackles, including five solo stops and averaged 31.2 yards per return on six attempts

2007 (Chicago 16/15):

- Started the second game of the year vs. Kansas City (9/16) and made an interception, which he returned 33 yards
- Made a career-high 13 tackles, including 11 solos, in the season finale vs. New Orleans (12/30)

2006 (Chicago 16/14):

- Played in all 16 games as a rookie, starting 14, and finished the year with two interceptions, four forced fumbles and two fumble recoveries
- Made his NFL debut in the season opener at Green Bay (9/10) and intercepted a pass which he returned 15 yards

- Made his first career start at FS at Minnesota (9/24) and made four solo tackles
- Made a season-high 10 tackles vs. Miami (11/5)

COLLEGE:

- Was a three-year starter at Abilene Christian and became the second-highest drafted player in school history
- Started all 30 games at ACU and finished his career with 159 tackles, two sacks, 11 interceptions, 12 tackles for loss, six forced fumbles, four fumble recoveries and four blocked kicks

PERSONAL:

- Native Texan who hails from Corsicana
- Was a three-year starter at Corsicana High and earned second-team All-State mention from the Associated Press and Texas Sports Writers Association as a senior
- Finished second in the state in the 100 meters and triple jump and was fourth in the 200 meters

Manning's 2012 Season Statistics

	Tackles							Interceptions					Fumbles				
Date, Opp	G	GS	Tot	Solo	Asst	Sk	Yds	No	Yds	Lg	TD	PD	FF	FR	Yds	TD	
9/9 vs. MIA	1	1	7	5	2	0.0	0.0	0	0	0	0	0	0	1	0	0	
9/16 @ JAX	1	1	5	3	2	0.0	0.0	0	0	0	0	0	0	0	0	0	
9/23 @ DEN	1	1	3	3	0	0.0	0.0	0	0	0	0	0	0	0	0	0	
9/30 vs. TEN	1	1	8	8	0	0.0	0.0	1	55	55	1	2	0	0	0	0	
10/8 @ NYJ	1	1	2	2	0	0.0	0.0	0	0	0	0	1	0	0	0	0	
10/14 vs. GB	1	1	5	4	1	0.0	0.0	0	0	0	0	0	0	0	0	0	
10/21 vs. BAL	1	1	2	2	0	0.0	0.0	0	0	0	0	0	0	0	0	0	
11/4 vs. BUF	1	1	7	6	1	0.0	0.0	0	0	0	0	0	0	0	0	0	
11/11 @ CHI	1	1	8	8	0	0.0	0.0	1	4	4	0	1	1	0	0	0	
11/18 vs. JAX	1	1	10	10	0	1.0	0.0	0	0	0	0	0	1	0	0	0	
11/22 @ DET	1	1	9	9	0	0.0	0.0	0	0	0	0	2	1	0	0	0	
12/2 @ TEN	1	1	6	6	0	0.0	0.0	0	0	0	0	1	0	0	0	0	
12/10 @ NE																	
12/16 vs. IND																	
12/23 vs. MIN																	
12/30 @ IND																	
2012 Totals	12	12	72	66	6	1.0	0.0	2	59	55	1	7	3	1	0	0	

Manning's Career Statistics

		Tackles							Interceptions					Fumbles				
Year	Team	G	GS	Tot	Solo	Asst	Sk	Yds	No	Yds	Lg	TD	PD	FF	FR	Yds	TD	
2006	Chi	16	14	64	47	17	0.0	0.0	2	26	15	0	7	4	1	0	0	
2007	Chi	16	15	79	68	11	0.0	0.0	2	33	33	0	6	0	0	0	0	
2008	Chi	14	1	27	22	5	1.0	9.0	1	42	42	0	4	0	0	0	0	
2009	Chi	15	10	89	70	19	1.0	11.0	1	35	35	0	2	2	3	4	0	
2010	Chi	16	16	72	59	13	0.0	0.0	1	0	0	0	7	0	0	0	0	
2011	Hou	13	13	59	44	15	0.0	0.0	2	22	22	0	5	0	0	0	0	
2012	Hou	12	12	72	66	6	1.0	0.0	2	59	55	1	7	3	1	0	0	
NFL Totals		102	81	462	376	86	3.0	20.0	11	217	55	1	38	9	5	4	0	

Manning's 2012 Season Highs

Tackles	8	three times, most recent: vs. Jacksonville, 11/18/12
Fumble Recoveries	1	vs. Miami, 9/9/12
Interceptions	1	twice, most recent: at Chicago, 11/11/12
Forced Fumbles	1	three times, most recent: at Detroit, 11/22/12
Sacks	1	vs. Jacksonville, 11/18/12
Passes Defensed	2	twice, most recent: at Detroit, 11/22/12

Manning's Career Highs

Tackles	15	vs. Jacksonville, 11/2/08
Interceptions	2	vs. Buffalo, 11/21/10
Passes Defensed	5	vs. Baltimore, 11/8/09
Fumble Recoveries	1	four times, most recent: vs. Miami, 9/9/12
Blocked Kicks	1	twice: vs. Pittsburgh, 10/2/11; at Detroit, 9/30/07

Additional Statistics

Special Teams Tackles: 5 total; last at Pittsburgh (11/15/09)



MANNING, DANIEAL

Manning's 2012 Season Statistics

Date, Opp	Kickoff Returns					Punt Returns					
	No	Yds	Avg	Lg	TD	No	FC	Yds	Avg	Lg	TD
9/9 vs. MIA	0	0	--	--	0	0	0	0	--	--	0
9/16 @ JAX	0	0	--	--	0	0	0	0	--	--	0
9/23 @ DEN	0	0	--	--	0	0	0	0	--	--	0
9/30 vs. TEN	0	0	--	--	0	0	0	0	--	--	0
10/8 @ NYJ	0	0	--	--	0	0	0	0	--	--	0
10/14 vs. GB	0	0	--	--	0	0	0	0	--	--	0
10/21 vs. BAL	0	0	--	--	0	0	0	0	--	--	0
11/4 vs. BUF	0	0	--	--	0	0	0	0	--	--	0
11/11 @ CHI	0	0	--	--	0	0	0	0	--	--	0
11/18 vs. JAX	0	0	--	--	0	0	0	0	--	--	0
11/22 @ DET	0	0	--	--	0	0	0	0	--	--	0
12/2 @ TEN	0	0	--	--	0	0	0	0	--	--	0
12/10 @ NE											
12/16 vs. IND											
12/23 vs. MIN											
12/30 @ IND											
2012 Totals	0	0	--	--	0	0	0	0	--	--	0

Manning's Career Statistics

Year	Team	Kickoff Returns					Punt Returns					
		No	Yds	Avg	Lg	TD	No	FC	Yds	Avg	Lg	TD
2006	Chi	1	20	20.0	20	0	0	0	0	--	--	0
2007	Chi	3	61	20.3	21	0	0	0	0	--	--	0
2008	Chi	36	1,070	29.7	83	1	0	0	0	--	--	0
2009	Chi	28	744	26.6	59	0	0	0	0	--	--	0
2010	Chi	33	816	24.7	62	0	0	0	0	--	--	0
2011	Hou	13	356	27.4	46	0	0	0	0	--	--	0
2012	Hou	0	0	--	--	0	0	0	0	--	--	0
NFL Totals		114	3,067	26.9	83	1	0	0	0	--	--	0

Manning's Career Highs

Kickoff Return Yards	187	at Houston, 12/28/08
Kickoff Return Long	83t	vs. New Orleans, 12/11/08
Kickoff Return TD	1	vs. New Orleans, 12/11/08



KESHAWN MARTIN

WIDE RECEIVER

Height: 5-11 | Weight: 194 | College: Michigan State |
 Hometown: Inkster, Mich. | Rookie |
 1st with Texans | Age as of Kickoff Weekend 2012: 22 |
 Acquired: D4a, 2012 (121st overall) | 2012 GP/GS: 12/1 |
 Career GP/GS: 12/1 | Teams: Houston, 2012 |

82

TRANSACTIONS: Selected by Houston Texans in the fourth round (121st overall) of the 2012 NFL Draft... Signed by Texans on May 14, 2012.

2012 (Houston 12/1):

- Made his Texans debut at wide receiver in the season opener vs. Miami (9/9)
- Caught two passes for 20 yards and had one carry for 21 yards ast Denver (9/23)
- Had 19 yards receiving on two receptions, including a long of 17 yards vs. Tennessee (9/30)
- Rushed one time for 14 yards at the New York Jets (10/8)
- Returned three kickoffs an average of 21.7 yards and had two punt returns including a long of 19 yards vs. Green Bay (10/14)
- Returned three kickoffs for 62 yards and notched two punt returns including a long of 26 yards vs. Buffalo (11/4)
- Made his first career start and caught his first career touchdown pass when he hauled in a 9-yard score in the first quarter to go along with 238 total return yards (76 punt returns, 162 kickoff returns) vs. Jacksonville (11/18)
- Averaged 24.2 yards on five kickoff returns at Detroit (11/22)
- Returned a first quarter punt 42 yards at Tennessee (12/2), his second return of more than 40 yards this season

COLLEGE:

- Four-year letter winner finished his career ranked second in Michigan State history in punt return yards (659), fourth in punt returns (65), eighth in kick return yards (1,100) and kick returns (47), 10th in all-purpose yards (4,013), 11th in receptions (127), 16th in receiving yards (1,714) and tied for 17th in touchdown receptions (10)
- Appeared in 48 games, including 16 starts
- Averaged 8.4 yards per carry in his career (64 carries for 540 rushing yards)
- Scored 17 total touchdowns in his career (10 receptions; three rush; two punt returns; one pass; one kick return)
- Accounted for touchdowns in five different ways in his career (rushing, receiving, passing, punt return and kick return)
- One of three Spartans in school history to return two punts for touchdowns
- Completed 8-of-9 passes in his career for 158 yards and two touchdowns
- Led the team with 59 plays of 20-plus yards and 17 plays of 40-plus yards for his career
- Compiled 337 all-purpose yards (84.3 ypg.), including 11 catches for 162 yards in four career bowl games
- Yahoo! Sports All-Big Ten second team as a punt returner for his senior season
- Second on the team with career highs of 66 receptions and 777 receiving and had four receiving touchdowns
- Led the team with 445 yards after the catch (YAC) led the team and ranked third in the Big Ten during his senior season
- 2010 first-team All-Big Ten as a punt returner by Rivals.com, CollegeFootballNews.com and Phil Steele
- Led the Big Ten and ranked 11th in the NCAA, averaging 14.2 yards on 16 punt returns his junior year
- Named to ESPN.com's Big Ten All-Bowl Team in 2009
- Accounted for a team-best 1,451 all-purpose yards, averaging 18.1 yards every time he touched the football (80 total touches)
- Accounted for 234 all-purpose yards, catching 11 passes for 132 yards (12.0 avg.), nine rushes for 51 yards (5.7 avg.) and completed 2-of-3 passes for 59 yards as a freshman

PERSONAL:

- Two-year starter at John Glenn High School in Westland, Mich. where he earned all-conference honors as a quarterback after accounting for 1,551 total yards and 17 touchdowns in 2007
- All-state (Division 1) selection as a defensive back in 2007 and Detroit News All-Metro West Team as a senior
- Also participated in basketball and track
- Majored in sociology

Martin's 2012 Season Statistics

Date, Opp	GP	GS	Rush	Yds	Avg	Lg	TD	Rec	Yds	Avg	Lg	TD
9/9 vs. MIA	1	0	0	0	--	--	0	0	0	--	--	0
9/16 @ JAX	1	0	0	0	--	--	0	0	0	--	--	0
9/23 @ DEN	1	0	1	21	21.0	21	0	2	20	10.0	18	0
9/30 vs. TEN	1	0	0	0	--	--	0	2	19	9.5	17	0
10/8 @ NYJ	1	0	1	14	14.0	14	0	0	0	--	--	0
10/14 vs. GB	1	0	0	0	--	--	0	2	24	12.0	12	0
10/21 vs. BAL	1	0	0	0	--	--	0	0	0	--	--	0
11/4 vs. BUF	1	0	1	1	1.0	1	0	0	0	--	--	0
11/11 @ CHI	1	0	0	0	--	--	0	0	0	--	--	0
11/18 vs. JAX	1	1	0	0	--	--	0	1	9	9.0	9	1
11/22 @ DET	1	0	1	17	17.0	17	0	2	17	8.5	11	0
12/2 @ TEN	1	0	0	0	--	--	0	0	0	--	--	0
12/10 @ NE												
12/16 vs. IND												
12/23 vs. MIN												
12/30 @ IND												
2012 Totals	12	1	4	53	13.3	21	0	9	89	9.9	18	1

Martin's 2012 Season Highs

Receptions	2	four times, most recent at Detroit (17 yards), 11/22/12
Receiving Yards	24	vs. Green Bay (2 receptions), 10/14/12
Touchdowns	1	vs. Jacksonville, 11/18/12
Rushing Attempts	1	four times, most recent: at Detroit, 11/22/12
Rushing Yards	21	at Denver (1 attempt), 9/23/12

Martin's 2012 Season Statistics

Date, Opp	Kickoff Returns					Punt Returns					
	No	Yds	Avg	Lg	TD	No	FC	Yds	Avg	Lg	TD
9/9 vs. MIA	0	0	--	--	0	0	0	0	--	--	0
9/16 @ JAX	0	0	--	--	0	6	2	77	--	--	0
9/23 @ DEN	0	0	--	--	0	4	2	19	--	--	0
9/30 vs. TEN	0	0	--	--	0	4	0	34	--	--	0
10/8 @ NYJ	0	0	--	--	0	1	1	3	--	--	0
10/14 vs. GB	3	65	21.7	31	0	1	2	19	19.0	19	0
10/21 vs. BAL	1	17	17.0	17	0	4	0	9	2.3	7	0
11/4 vs. BUF	3	62	20.7	28	0	2	1	34	17.0	26	0
11/11 @ CHI	3	66	22.0	23	0	0	1	0	--	--	0
11/18 vs. JAX	5	162	32.4	54	0	2	2	76	38.0	71	0
11/22 @ DET	5	121	24.2	30	0	3	1	10	3.3	7	0
12/2 @ TEN	1	14	14.0	14	0	4	0	67	16.8	42	0
12/10 @ NE											
12/16 vs. IND											
12/23 vs. MIN											
12/30 @ IND											
2012 Totals	21	507	24.1	54	0	31	12	348	11.2	71	0



TERRELL McCLAIN

NOSE TACKLE

97

Height: 6-2 | Weight: 300 | College: South Florida |
 Hometown: Pensacola, Fla. | 2nd NFL Season |
 1st with Texans | Age as of Kickoff Weekend 2012: 24 |
 Acquired: FA-12 | 2012 GP/GS: 4/0 | Career GP/GS: 16/12 |
 Teams: Carolina, 2011; New England 2012; Houston, 2012 |

TRANSACTIONS: Selected by the Carolina Panthers in the third round (65th overall) of the 2011 NFL Draft...Signed by Panthers on Aug. 1, 2011...Placed on injured reserve on Dec. 6, 2011...Released by Panthers on Sept. 2, 2012...Signed by New England Patriots on Sept. 26, 2012...Released by Patriots on Oct. 3, 2012...Signed by Houston Texans on Oct. 29, 2012.

2012 (New England 1/0, Houston 3/0):

- Signed by New England Patriots (9/26) before making his season debut at Buffalo (9/30) before being released (10/3)
- Signed by Houston Texans (10/29)
- Inactive vs. Buffalo (11/4)
- Dressed but did not play at Chicago (11/11)
- Made his Texans debut vs. Jacksonville (11/18)

2011 (Carolina 12/12):

- Started 12 games at defensive tackle recording 20 tackles (14 solo), one sack and a fumble recovery before suffering a season-ending knee injury
- Recovered a John Beck fumble vs. Washington (10/23)
- Brought down Christian Ponder vs. Minnesota (10/30) for his first career sack
- Had three solo tackles vs. Tennessee (11/13)
- Had two solo tackles before leaving the game with a left knee injury at Tampa Bay (12/4)
- Placed on injured reserve (12/6)

COLLEGE:

- Played in 50 games with 33 starts at South Florida gathering 89 tackles, 17 tackles for loss, 7.5 sacks, 10 quarterback pressures, two forced fumbles, one fumble recovery and one pass defended
- First-team All-Big East choice as a senior in 2010, helping the Bulls rank 17th nationally in total defense, allowing 317.9 yards per game
- Started 13 games his senior season, posting 24 tackles, 4.5 tackles for loss, three sacks and team-high five quarterback pressures
- Played in 13 games with 11 starts as a junior in 2009 and was a key member of defensive unit that ranked second in the conference and 19th in the nation in scoring defense
- Played in 12 games with nine starts as a sophomore in 2008, notching 3.5 tackles for loss and three sacks
- Saw action in 12 games as a freshman in 2007

PERSONAL:

- Attended Pensacola (Fla.) High School where he recorded 65 tackles and eight sacks as a senior
- Class 3A first team all-state in 2006
- Majored in social sciences at South Florida

McClain's 2012 Season Statistics

Date, Opp	Tackles						Interceptions					Fumbles						
	G	GS	Tot	Solo	Asst	Sk	Yds	No	Yds	Lg	TD	PD	FF	FR	Yds	TD		
9/9 vs. MIA								NOT WITH TEAM										
9/16 @ JAX								NOT WITH TEAM										
9/23 @ DEN								NOT WITH TEAM										
9/30 @ BUF*	1	0	0	0	0	0.0	0.0	0	0	0	0	0	0	0	0	0		
10/8 @ NYJ								NOT WITH TEAM										
10/14 vs. GB								NOT WITH TEAM										
10/21 vs. BAL								NOT WITH TEAM										
11/4 vs. BUF								INACTIVE										
11/11 @ CHI								DID NOT PLAY										
11/18 vs. JAX	1	0	0	0	0	0.0	0.0	0	0	0	0	0	0	0	0	0		
11/22 @ DET	1	0	0	0	0	0.0	0.0	0	0	0	0	0	0	0	0	0		
12/2 @ TEN	1	0	1	0	1	0.0	0.0	0	0	0	0	0	0	0	0	0		
12/10 @ NE																		
12/16 vs. IND																		
12/23 vs. MIN																		
12/30 @ IND																		
2012 Totals	4	0	1	0	1	0.0	0.0	0	0	0	0	0	0	0	0	0		

McClain's Career Statistics

		Tackles							Interceptions					Fumbles			
Year	Team	G	GS	Tot	Solo	Asst	Sk	Yds	No	Yds	Lg	TD	PD	FF	FR	Yds	TD
2011	Car	12	12	20	14	6	1.0	0.0	0	0	0	0	0	0	1	0	0
2012	NE/Hou	4	0	1	0	1	0.0	0.0	0	0	0	0	0	0	0	0	0
NFL Totals		16	12	21	14	7	1.0	0.0	0	0	0	0	0	0	1	0	0

McClain's Career Highs

Tackles	4	vs. Minnesota, 10/30/11
Sacks	1	vs. Minnesota (C. Ponder), 10/30/11
Fumble Recoveries	1	vs. Washington, 10/23



WHITNEY MERCILUS OUTSIDE LINEBACKER

59

Height: 6-4 | Weight: 254 | College: Illinois |
Hometown: Akron, Ohio | Rookie |
1st with Texans | Age as of Kickoff Weekend 2012: 22 |
Acquired: D1, 2012 (26th overall) | 2012 GP/GS: 12/1 |
Career GP/GS: 12/1 | Teams: Houston, 2012 |

TRANSACTIONS: Selected by Houston Texans in the first round (26th overall) of the 2012 NFL Draft... Signed by Texans on June 14, 2012.

2012 (Houston 12/1):

- Made his Texans and NFL debut on outside linebacker in the season opener vs. Miami (9/9)
- Had a special teams tackle at Jacksonville (9/16) and at the New York Jets (10/8)
- Made two special teams tackles at Denver (9/23)
- Had one tackle vs. Green Bay (10/14)
- Registered his first career sack and forced a fumble when he dropped Joe Flacco for a 2-yard loss in the first quarter vs. Baltimore (10/21)
- Recorded two sacks and collected his second career forced fumble vs. Buffalo (11/4)
- Made two tackles (one solo) at Chicago (11/11)
- Collected a season-high four tackles at Detroit (11/22)
- Sacked Jake Locker twice for a total loss of six yards and recovered a fumble at Tennessee (12/2)

COLLEGE:

- Started 15 of 37 games at Illinois, recording 81 tackles (42 solo) with 18.0 sacks (119 yards), 28 tackles for loss (150 yards), 11 forced fumbles and two fumble recoveries
- Tied for eighth in NCAA FBS history with 11 forced fumbles, which also ranks fifth on the Big Ten Conference all-time record chart and is second on the Illini all-time list (13 by Simeon Rice from 1992-95)
- Set a school and Big Ten single-season record with nine forced fumbles in 2011
- Tied Rice's 1994 school record of 16.0 sacks in 2011
- Third on the Illinois single-season tackle for loss chart with 22.5 in 2011
- Earned 2011 All-America and All-Big Ten Conference first-team honors from The NFL Draft Report as the scouting service named him the league's Player of the Year and National Defensive Lineman of the Year
- Mid-season All-America from Phil Steele's College Football and was selected National Defensive Lineman of the Week for his performance vs. Indiana (3.0 sacks) his senior season
- Led the nation in sacks per game (1.23) and fumbles forced per game (0.833) as a senior
- Recorded a career-high 57 tackles (28 solo) with 16.0 sacks (105 yards) to tie the school season-record that was first set by Simeon Rice in 1994
- Played in all 13 games, starting two games at weak-side defensive end his junior season
- Recorded 16 tackles (eight solo) with a 7-yard sack and three tackles for loss (11 yards) in 2010
- Recorded eight tackles (four solo), two assisted sacks (7 yards) and 3.5 tackles for loss (16 yards) in 2009
- Redshirted as a freshman

PERSONAL:

- Attended Garfield High School, played defensive end and tight end and earned Northeast Ohio Inland All-Star team, Cleveland Plain-Dealer Defensive All-Star team and All-District honors after leading the Rams to a 7-3 record in 2007
- A Prep Star All-Region and All-Akron City League choice, he recorded 36 solo tackles with a pair of sacks, six stops behind the line of scrimmage and four fumble recoveries, advancing one 36 yards for a score that year
- Community Health major

Mercilus' 2012 Season Statistics

Date, Opp				Tackles				Interceptions					Fumbles			
	G	GS	Tot	Solo	Asst	Sk	Yds	No	Yds	Lg	TD	PD	FF	FR	Yds	TD
9/9 vs. MIA	1	0	0	0	0	0.0	0.0	0	0	0	0	0	0	0	0	0
9/16 @ JAX	1	0	0	0	0	0.0	0.0	0	0	0	0	0	0	0	0	0
9/23 @ DEN	1	0	0	0	0	0.0	0.0	0	0	0	0	0	0	0	0	0
9/30 vs. TEN	1	0	0	0	0	0.0	0.0	0	0	0	0	0	0	0	0	0
10/8 @ NYJ	1	0	0	0	0	0.0	0.0	0	0	0	0	0	0	0	0	0
10/14 vs. GB	1	0	1	1	0	0.0	0.0	0	0	0	0	0	0	0	0	0
10/21 vs. BAL	1	0	1	1	0	1.0	2.0	0	0	0	0	1	1	0	0	0
11/4 vs. BUF	1	0	3	2	1	2.0	2.0	0	0	0	0	0	1	0	0	0
11/11 @ CHI	1	0	2	1	1	0.0	0.0	0	0	0	0	0	0	0	0	0
11/18 vs. JAX	1	0	0	0	0	0.0	0.0	0	0	0	0	0	0	0	0	0
11/22 @ DET	1	0	4	4	0	0.0	0.0	0	0	0	0	0	0	0	0	0
12/2 @ TEN	1	1	2	2	0	2.0	6.0	0	0	0	0	0	0	1	0	0
12/10 @ NE																
12/16 vs. IND																
12/23 vs. MIN																
12/30 @ IND																
2012 Totals	12	1	13	11	2	5.0	10.0	0	0	0	0	1	2	1	0	0

Mercilus's 2012 Season Highs

Tackles	4	at Detroit, 11/22/12
Sacks	2.0	twice, last at Tennessee (J. Locker), 12/2/12
Forced Fumbles	1	twice, most recent: vs. Buffalo, 11/4/12
Fumble Recoveries	1	at Tennessee, 12/2/12



EARL MITCHELL NOSE TACKLE

92

Height: 6-3 | Weight: 289 | College: Arizona |
Hometown: Galena Park, Texas | 3rd NFL Season |
3rd with Texans | Age as of Kickoff Weekend 2012: 24 |
Acquired: D3-10 (81st overall) | 2012 GP/GS: 12/3 |
Career GP/GS: 43/3 | Teams: Houston, 2010-12 |

TRANSACTIONS: Selected by the Houston Texans in the third round (81st overall) of the 2010 NFL Draft... Signed by Texans on June 10, 2010.

CAREER:

- Has played in 43-of-44 games since being drafted in 2010 and has made 89 tackles, including 49 solos, along with 2.0 career sacks and one fumble recovery

2012 (Houston 12/3):

- Assisted on two tackles in the season opener vs. Miami (9/9)
- Made two solo tackles at Jacksonville (9/16)
- Made three tackles (two solo) and knocked down two passes at the line at Denver (9/23)
- Had three tackles (two solo) vs. Tennessee (9/30)
- Made three tackles (one solo) at the New York Jets (10/8)
- Recorded a career-high seven tackles (four solo) vs. Green Bay (10/14)
- Made four tackles (one solo) vs. Baltimore (10/21)
- Assisted on two tackles vs. Buffalo (11/4)
- Made his first career start and recorded four tackles (three solo) at Chicago (11/11)
- Collected one tackle vs. Jacksonville (11/18)
- Recorded five tackles (one solo) at Detroit (11/22)
- Had a pass defended and assisted on a tackle at Tennessee (12/2)

2011 (Houston 16/0):

- Recorded a career-high 27 tackles and had one sack
- Recovered a fumble on special teams vs. Pittsburgh (10/2)
- Made two tackles (one solo) vs. Oakland (10/9)
- Made three solo tackles vs. Cleveland (11/6)
- Recorded his first sack of the season as part of a five-tackle (three solo) day vs. Carolina (12/18)
- Assisted on four tackles at Indianapolis (12/22)
- Had a career-high six tackles, including five solo stops, and one pass defended in the season finale vs. Tennessee (1/1/12)
- Made his postseason debut and finished with four tackles (three solo), a sack for a loss of 9 yards and a pass defended in AFC Wild Card playoff vs. Cincinnati (1/7/12)
- Contributed on one assisted tackle in AFC Divisional playoff at Baltimore (1/15/12)

2010 (Houston 15/0):

- Saw action at defensive tackle in 15 games as a rookie and made 26 tackles (16 solo) including one sack
- Made his professional debut vs. Indianapolis (9/12)
- Had five tackles (one solo) vs. the New York Giants (10/10)
- Made four tackles (three solo) vs. Baltimore (12/13)
- Recorded his first career sack for an 8-yard loss at Tennessee (12/19)

COLLEGE:

- Played in 49 games with 37 starts for Arizona, starting 12-of-24 games at tight end/H-back, and all 25 games at defensive tackle
- On defense, he recorded 88 tackles (50 solos) with eight sacks for minus-42 yards, 18 stops for losses totaling 60 yards and one quarterback pressure
- Also caused one fumble, deflected two passes, and blocked one punt and on offense, he caught 14 passes for 174 yards (12.4 avg) and two touchdowns
- All-Pac 10 Conference second-team selection by the league's coaches and named to the preseason watch list for the Lombardi Award
- The defensive co-captain started 12 games and led Arizona defensive linemen with 48 tackles (34 solos) and earned Pac-10 Defensive Player of the Week honors vs. USC
- Shifted to the defensive side of the ball for his junior season, starting all 13 games at left defensive tackle and finished with 40 tackles (16 solos), 1.5 sacks for minus-10 yards, 5.5 stops for losses of 14 yards and a pass deflection
- Played in 12 games in 2007 at fullback and H-Back and caught five passes for 38 yards and a TD, adding an eight-yard kick return vs. UCLA
- Started seven games in 2006 at fullback while seeing action in all 12 games as a true freshman and rushed four times for seven yards and caught nine passes for 136 yards

PERSONAL:

- Interdisciplinary studies major
- Resides in Houston, Texas
- Attended North Shore (Galena Park, Texas) High School
- Earned first-team All-District 23-5A honors, as well as SuperPrep All-Midlands and All-Southwest
- As a senior, helped his team to an 11-1 record, with their only loss coming in the area playoffs
- Rated the ninth-best tight end by Texas High School Football
- Listed as a Houston Chronicle Top 5 area receivers recruit, one of Dave Campbell's Texas Football Top 10 tight ends, and a Dallas Morning News State 100 selection
- Earned postseason Texas 100 honors from Rivals.com, as that recruiting service gave him a three-star rating

Mitchell's 2012 Season Statistics

Date, Opp	Tackles							Interceptions					Fumbles				
	G	GS	Tot	Solo	Asst	Sk	Yds	No	Yds	Lg	TD	PD	FF	FR	Yds	TD	
9/9 vs. MIA	1	0	2	0	2	0.0	0.0	0	0	0	0	0	0	0	0	0	
9/16 @ JAX	1	0	2	2	0	0.0	0.0	0	0	0	0	0	0	0	0	0	
9/23 @ DEN	1	0	3	2	1	0.0	0.0	0	0	0	0	2	0	0	0	0	
9/30 vs. TEN	1	0	3	2	1	0.0	0.0	0	0	0	0	0	0	0	0	0	
10/8 @ NYJ	1	0	3	1	2	0.0	0.0	0	0	0	0	0	0	0	0	0	
10/14 vs. GB	1	0	7	4	3	0.0	0.0	0	0	0	0	0	0	0	0	0	
10/21 vs. BAL	1	0	4	1	3	0.0	0.0	0	0	0	0	0	0	0	0	0	
11/4 vs. BUF	1	0	2	0	2	0.0	0.0	0	0	0	0	0	0	0	0	0	
11/11 @ CHI	1	1	4	3	1	0.0	0.0	0	0	0	0	0	0	0	0	0	
11/18 vs. JAX	1	1	1	1	0	0.0	0.0	0	0	0	0	0	0	0	0	0	
11/22 @ DET	1	1	5	1	4	0.0	0.0	0	0	0	0	0	0	0	0	0	
12/2 @ TEN	1	0	1	0	1	0.0	0.0	0	0	0	0	1	0	0	0	0	
12/10 @ NE																	
12/16 vs. IND																	
12/23 vs. MIN																	
12/30 @ IND																	
2012 Totals	12	3	37	17	20	0.0	0.0	0	0	0	0	3	0	0	0	0	

Mitchell's Career Statistics

		Tackles							Interceptions					Fumbles			
Year	Team	G	GS	Tot	Solo	Asst	Sk	Yds	No	Yds	Lg	TD	PD	FF	FR	Yds	TD
2010	Hou	15	0	26	18	8	1.0	8.0	0	0	0	0	0	0	0	0	0
2011	Hou	16	0	27	14	13	1.0	0.0	0	0	0	0	1	0	1	0	0
2012	Hou	12	3	37	17	20	0.0	0.0	0	0	0	0	3	0	0	0	0
NFL Totals		43	3	90	49	41	2.0	8.0	0	0	0	0	4	0	1	0	0

Mitchell's 2012 Season Highs

Tackles 7 vs. Green Bay, 10/14/12
Passes Defensed 2 at Denver, 9/23/12

Mitchell's Career Highs

Tackles 7 vs. Green Bay, 10/14/12
Sacks 1.0 twice, most recent: vs. Carolina, 12/18/11



CHRIS MYERS CENTER

55

Height: 6-4 | Weight: 289 | College: Miami (Fla.) |
Hometown: Miami, Fla. | 8th NFL Season |
5th with Texans | Age as of Kickoff Weekend 2012: 30 |
Acquired: T-08 (Denver) | 2012 GP/GS: 12/12 |
Career GP/GS: 117/92 | Teams: Denver, 2005-07; Houston 2008-12 |

TRANSACTIONS: Selected by Denver Broncos in sixth round (200th pick overall) of 2005 NFL Draft... Signed by Broncos on July 28, 2005...Waived by Broncos on Sept. 3, 2005...Re-signed by Broncos to practice squad on Sept. 4, 2005...Activated on Oct. 4, 2005...Traded by Broncos to Houston Texans for a sixth-round draft pick on March 17, 2008.

HONORS:

- 2012 Pro Bowl
- Madden Protectors Award (Week 7, 2011; Week 4, 2012)

CAREER:

- Joined the Texans via trade in 2008 and immediately stepped into the starting lineup
- Has played in 117 games with 92 starts in seven-plus NFL seasons
- Has blocked for four 1,000-yard performances and was part of a top-four NFL offense from 2008-10
- Has started 76 straight games at center for the Texans

2012 (Houston 12/12):

- Part of an offensive line that cleared the way for Texans running backs to rush for 216 yards and three touchdowns while not allowing Matt Schaub to be sacked at Jacksonville (9/17)
- Helped provide protection for Matt Schaub, enabling him to tie a career-high with four touchdown passes at Denver (9/23)
- Helped Arian Foster rush for a season-high 152 yards and a touchdown at the New York Jets (10/8)
- Part of an offense that set a franchise record by scoring 43 points vs. Baltimore (10/21)
- Helped Foster go over 100 yards for the fourth time this season as he gained 111 yards on 24 carries and scored a touchdown vs. Buffalo (11/4)
- Part of an offense that set a franchise record with 640 yards of offense and tied the franchise scoring record with 43 points vs. Jacksonville (11/18) and put up another 501 yards at Detroit (11/22)

2011 (Houston 16/16):

- Elected to his first career Pro Bowl after helping the Texans set a franchise record and rank second in the NFL with 2,448 yards (153.0 per game)
- Paved the way for Ben Tate to rush for 116 yards vs. Indianapolis (9/11) and 103 yards at Miami (9/18)
- Provided pocket protection enabling Matt Schaub to throw for 373 yards and three touchdowns at New Orleans (9/25)
- Helped clear the way for Arian Foster to rush for 155 yards and a touchdown vs. Pittsburgh (10/2)
- Part of an offense that put up 518 total yards, the third-highest in team history, which included two 100-yard rushers and 100-yard receiver at Tennessee (10/23)
- Cleared holes on the offensive line enabling the Texans to rush for a franchise-record 261 yards, including two 100-yard rushers for the second time this season vs. Cleveland (11/6)
- Paved the way for Foster to become the first player to rush for more than 100 yards against the Atlanta defense this season when he went for 111 yards on 31 carries (12/4)
- Helped Foster go over 100 yards for the sixth time this season and over 1,000 yards rushing for the second consecutive season vs. Carolina (12/18)
- Cleared holes on the offensive line for Foster to rush for 153 yards in AFC Wild Card playoff vs. Cincinnati (1/7/12)
- Paved the way for Foster to rush for 132 yards, the most Baltimore's defense has ever given up in a postseason game, in AFC Divisional playoff Game at Baltimore (1/15/12)

2010 (Houston 16/16):

- Started all 16 games for the fourth consecutive season and helped clear holes for Foster to rush for a team-record 1,616 yards
- Started at center and helped pave the way for Foster's franchise-record 231 yards rushing vs. Indianapolis (9/12)
- Provided pocket protection for QB Matt Schaub, enabling him to throw for a franchise-record 497 yards and three touchdowns at Washington (9/19)
- Helped Texans running backs rush for 249 yards while allowing no sacks at Oakland (10/3)
- Protected Schaub during his AFC Player of the Week performance vs. Kansas City (10/17)
- Started at center and cleared holes for Foster to rush for 127 yards vs. San Diego (11/7)
- Opened holes for Foster to rush for 143 yards vs. Tennessee (11/28)
- Starter at center at Denver (12/26), making a return to the city where he spent the first three years of his career
- Paved the way for Foster to rush for 180 yards vs. Jacksonville (1/2/11) and wrap up the 2010 NFL rushing title

2009 (Houston 16/16):

- Stated all 16 games for his third straight season
- Helped Schaub pass for his second consecutive 300 yard game vs. Jacksonville (9/27)
- Protected Schaub as he threw for 392 yards and four touchdowns at Cincinnati (10/18)
- Started at center vs. Tennessee (11/23) when Schaub had his second consecutive 300-yard passing game
- Helped the offense gain over 300 yards for the 11th consecutive game at Jacksonville (12/6)
- Part of the offensive line that blocked for Schaub as he threw for 365 yards and two touchdowns vs. Seattle (12/13) without allowing him to be sacked
- Blocked for Schaub at St. Louis (12/20), where he threw for 367 yards and was not sacked for the

second consecutive game and fourth time of 2009

2008 (Houston 16/16):

- Started all 16 games in his first season in Houston
- Helped clear holes for rookie RB Steve Slaton to rush for a team-record 1,282 yards
- Part of a line that yielded a mere 32 sacks on the season
- One of three Texans offensive linemen to take every snap during the season

2007 (Denver 16/16):

- Moved into the starting lineup for the first time and started all 16 games
- Opened the first five contests at left guard before sliding inside to center for the last 11 games
- Part of a line that paved the way for a ground attack that averaged 4.6 yards per carry, ranking fifth-best in the NFL, and yielded only 32 sacks
- One of only three Denver players (CB Champ Bailey and LB D.J. Williams) to be whistled for only one penalty all year

2006 (Denver 16/0):

- Saw action on special teams in all 16 games in his second pro season

2005 (Denver 9/0):

- Saw action in nine games as a rookie, playing on special teams and also contributed in both Denver postseason contests
- Spent the first four weeks of the season on the Broncos practice squad before being signed to the 53-man roster (10/4)
- Inactive for three games before he made his NFL debut on special teams vs. Philadelphia (10/30)

COLLEGE:

- Three-year starter at Miami (Fla.), playing in a total of 45 games with 38 starts
- Started at both guard positions, right tackle and center and finished his career earning all-conference recognition as a junior and senior
- Was a second-team All-Atlantic Coast Conference selection as a senior, starting all 12 games at right tackle for the Peach Bowl champions and concluding his career by starting his final 38 games played
- Second-team All-Big East Conference as a junior
- College teammate of current Texans T Rashad Butler, WR Andre Johnson and T Eric Winston at Miami
- Graduated with a bachelor's degree, studying history, political science and sports administration

PERSONAL:

- Earned All-State and All-Dade County honors as a senior at Palmetto High School in Miami despite the fact that he did not start playing football until 10th grade for the Panthers
- Played in the prestigious Florida vs. California All-Star game as a senior
- Won the NFL's Punt, Pass and Kick competition as a child
- Grandfather was a longtime NFL referee

Myers' Career Statistics

- Games/Starts: 2005: 16/0, 2006: 16/0, 2007: 16/16, 2008: 16/16, 2009: 16/16; 2010: 16/16; 2011: 16/16; 2012: 12/12; Totals: 117/92.
- Tackles: 5 total: 2007 – 1, 2008 – 2, 2009 – 1, 2010 – 1.

Myers' Career Playoff Statistics

- Games/Starts: 2005: 2/0, 2011: 2/2; Totals: 4/2.



JESSE NADING OUTSIDE LINEBACKER

Height: 6-5 | Weight: 261 | College: Colorado State |
Hometown: Highlands Ranch, Colo. | 4th NFL Season |
4th with Texans | Age as of Kickoff Weekend 2012: 27 |
Acquired: CFA-08 | 2012 GP/GS: 12/0 |
Career GP/GS: 35/0 | Teams: Houston, 2008-12 |

57

TRANSACTIONS: Signed by Houston Texans as an undrafted free agent on May 8, 2008...Released by Texans on Aug. 29, 2008...Re-signed by Texans to practice squad on Aug. 31, 2008...Signed by Texans to active roster on Nov. 19, 2008...Released by Texans on Sept. 5, 2009...Signed by Texans to practice squad on Sept. 6, 2009...Signed by Texans to active roster on Nov. 4, 2009...Released by Texans on Nov. 17, 2009...Signed by Texans to practice squad on Nov. 19, 2009...Re-signed by Texans on Jan. 5, 2010...Released by Texans on Sept. 5, 2011...Signed by Texans to practice squad on Sept. 7, 2011...Signed by Texans to active roster on Oct. 12, 2011.

CAREER:

- Worked his way up from the practice squad to the active roster for the final six games of the 2008 season and again for one game in 2009 before playing in 27 games over the last two-plus years
- Has recorded 16 tackles in 35 games

2012 (Houston 12/0):

- Assisted on a special teams tackle in the season opener vs. Miami (9/9)
- Made a special teams tackle at Jacksonville (9/16)
- Named the Special Teams Player of the Game after rmaking a special teams tackle and assisting on another at Denver (9/23)
- Recorded a special teams tackle vs. Tennessee (9/30)
- Had two tackles (one solo) vs. Green Bay (10/14)
- Registered a special teams tackle vs. Jacksonville (11/18)
- Made a tackle on special teams at Detroit (11/22)
- Recorded a special teams tackle at Tennessee (12/2)

2011 (Houston 11/0):

- Tied for second on the team with eight special teams tackles
- Signed from practice squad to active roster (10/12)
- Made his season debut at Baltimore (10/16)
- Forced a fumble on the opening kick of the second half at Tennessee (10/23)
- Was named the Special Teams Player of the Game after recording three special teams tackles and recovering an onside kick at Tampa Bay (11/13)
- Registered his first partial sack of the season when he teamed with Bryan Braman to sack Tennessee QB Matt Hasselbeck for a 7-yard loss in the season finale vs. Tennessee (11/12)
- Made his postseason debut on special teams in AFC Wild Card playoff vs. Cincinnati (1/7/12)
- Recorded one solo tackle and one forced fumble on special teams in AFC Divisional playoff at Baltimore (1/15/12)

2010 (Houston 5/0):

- Saw action in the first five games of the season before suffering a season-ending injury
- Totaled seven tackles (three solo) and 0.5 sacks
- Assisted on two tackles (0.5 sacks) and had one quarterback hit vs. Indianapolis (9/12)
- Had two tackles (two solo) and one pass defended at Washington (9/19)
- Assisted on two tackles vs. Dallas (9/26)
- Made one solo tackle vs. the New York Giants (10/10)
- Placed on injured reserve with a knee injury (12/7)

2009 (Houston 1/0):

- Spent the first eight games of the season on the practice squad before being promoted to the active roster (11/4)
- Made his season debut for the Texans at Indianapolis (11/8) both on the defensive line and on special teams

2008 (Houston 6/0):

- Played in six games and registered four total tackles after spending the first 11 weeks of the season on the Texans practice squad
- Made his NFL debut at Cleveland (11/23) after being signed to the active roster earlier in the week (11/19)
- Played at defensive end and registered two solo tackles at Green Bay (12/7) and also had one assist on special teams
- Posted one solo tackle on defense and also played on special teams in the season finale vs. Chicago (12/28)

COLLEGE:

- Started all 12 games at defensive end as a senior for Colorado State in 2007, collecting 56 tackles (19 solo), six tackles for loss, three sacks, one interception, one pass breakup and three fumble recoveries
- Garnered second-team all-conference honors.
- Voted team captain before each of CSU's 12 games, the only Rams defender to receive that honor for each contest and received consideration for the National Scholar Athlete Award, the Draddy Trophy and the Ted Hendricks Award
- Named to the preseason all-MWC first team by Athlon and to the second team by Lindy's as a junior
- Honorable mention all-conference after his sophomore season and was also recognized by ESPN The Magazine as a second-team academic all-district choice, and earned a spot on the conference's academic team

- Finished his sophomore season with 56 tackles, sixth on the team and most by a Rams defensive lineman
- Business administration major

PERSONAL:

- Attended Thunder Ridge High School in Highlands Ranch (Colo.)
- Named the state's Class 4A Defensive Player of the Year in 2002
- Two-time all-state football selection, also was chosen to all-state basketball and baseball teams in 2002
- Named by the Denver Post as the state's Defensive Player of the Year as a senior
- Helped Thunder Ridge to 2002 and '03 state basketball titles in Class 4A
- Led Thunder Ridge to 2001 state 4A football championship
- Named the Thunder Ridge Interscholastic Award winner for excellence in athletics and education

Nading's 2012 Season Statistics

Date, Opp	Tackles							Interceptions				Fumbles				
	G	GS	Tot	Solo	Asst	Sk	Yds	No	Yds	Lg	TD	PD	FF	FR	Yds	TD
9/9 vs. MIA	1	0	0	0	0	0.0	0.0	0	0	0	0	0	0	0	0	0
9/16 @ JAX	1	0	0	0	0	0.0	0.0	0	0	0	0	0	0	0	0	0
9/23 @ DEN	1	0	0	0	0	0.0	0.0	0	0	0	0	0	0	0	0	0
9/30 vs. TEN	1	0	0	0	0	0.0	0.0	0	0	0	0	0	0	0	0	0
10/8 @ NYJ	1	0	0	0	0	0.0	0.0	0	0	0	0	0	0	0	0	0
10/14 vs. GB	1	0	2	1	1	0.0	0.0	0	0	0	0	0	0	0	0	0
10/21 vs. BAL	1	0	0	0	0	0.0	0.0	0	0	0	0	0	0	0	0	0
11/4 vs. BUF	1	0	0	0	0	0.0	0.0	0	0	0	0	0	0	0	0	0
11/11 @ CHI	1	0	0	0	0	0.0	0.0	0	0	0	0	0	0	0	0	0
11/18 vs. JAX	1	0	0	0	0	0.0	0.0	0	0	0	0	0	0	0	0	0
11/22 @ DET	1	0	0	0	0	0.0	0.0	0	0	0	0	0	0	0	0	0
12/2 @ TEN	1	0	0	0	0	0.0	0.0	0	0	0	0	0	0	0	0	0
12/10 @ NE																
12/16 vs. IND																
12/23 vs. MIN																
12/30 @ IND																
2012 Totals	12	0	2	1	1	0.0	0.0	0	0	0	0	0	0	0	0	0

Nading's Career Statistics

		Tackles							Interceptions					Fumbles				
Year	Team	G	GS	Tot	Solo	Asst	Sk	Yds	No	Yds	Lg	TD	PD	FF	FR	Yds	TD	
2008	HOU	6	0	4	3	1	0	0.0	0.0	0	0	0	0	0	0	0	0	
2009	HOU	1	0	0	0	0	0	0.0	0.0	0	0	0	0	0	0	0	0	
2010	HOU	5	0	7	3	4	0.5	3.5	0	0	0	0	1	0	0	0	0	
2011	HOU	11	0	3	2	1	0.5	3.5	0	0	0	0	0	0	1	0	0	
2012	HOU	12	0	2	1	1	0.0	0.0	0	0	0	0	0	0	0	0	0	
NFL Totals		35	0	16	9	7	1.0	7.0	0	0	0	0	1	0	1	0	0	

Nading's Career Highs

Tackles	2	three times, most recent: vs. Green Bay, 10/14/12
Sacks	0.5	twice, most recent: vs. Tennessee, 1/1/12
Passes Defensed	1	at Washington, 9/19/10
Fumbles Recovered	1	vs. Tennessee, 1/1/12



DEREK NEWTON TACKLE

75

Height: 6-6 | Weight: 307 | College: Arkansas State |
Hometown: Utica, Miss. | 2nd NFL Season |
2nd with Texans | Age as of Kickoff Weekend 2012: 24 |
Acquired: D7, 2011 (214th overall) | 2012 GP/GS: 11/11 |
Career GP/GS: 24/10 | Teams: Houston, 2011-12 |

TRANSACTIONS: Selected by Houston Texans in the seventh round (214th overall) in the 2011 NFL Draft... Signed by the Texans on July 31, 2011.

HONORS:

- Madden Protectors Award (Week 4, 2012)

2012 (Houston 11/11):

- Made the first start of his NFL career at right tackle in the season opener vs. Miami (9/9)
- Part of an offensive line that cleared the way for Texans running backs to rush for 216 yards and three touchdowns while not allowing Matt Schaub to be sacked at Jacksonville (9/17)
- Helped provide protection for Matt Schaub, enabling him to tie a career-high with four touchdown passes at Denver (9/23)
- Helped Arian Foster rush for a season-high 152 yards and a touchdown at the New York Jets (10/8)
- Part of an offense that set a franchise record by scoring 43 points vs. Baltimore (10/21)
- Helped Foster go over 100 yards for the fourth time this season as he gained 111 yards on 24 carries and scored a touchdown vs. Buffalo (11/4)
- Part of an offense that set a franchise record with 640 yards of offense and tied the franchise scoring record with 43 points vs. Jacksonville (11/18) and put up another 501 yards at Detroit (11/22)
- Inactive at Tennessee (12/2)

2011 (Houston 14/0):

- Played in 14 games, primarily on special teams, after being inactive for the first two games of the regular season
- Made his professional debut blocking for a Neil Rackers field goal attempt in the first quarter at New Orleans (9/25)
- Made his postseason debut and saw action on special teams in AFC Wild Card playoff vs. Cincinnati (1/7/12)

COLLEGE:

- Earned first-team All-Sun Belt accolades after starting all 12 games at right tackle in 2010
- Garnered second-team All-Sun Belt honors in 2009 and received the Gary Withrow Award, given to the Red Wolves' most outstanding offensive lineman
- Was the only lineman on the team to start every game in 2009 and helped lead the Red Wolves to 21 rushing touchdowns, the third most in the conference
- Paved the way for three different ASU players rushing for over 100 yards in at least one game
- Was part of ASU's line that helped the offense gain its most yards of total offense (484) against an FBS opponent since the 2007 season
- Redshirted in 2008
- First Team All-State selection at Hinds Community College
- Played in the Mississippi Junior College All-Star Game

PERSONAL:

- Helped lead Hinds Agricultural High School to a 10-0 regular-season record as a senior, earning All-Metro and All-District honors
- Named Most Improved Player as a senior

Newton's Career Statistics

- Games/Starts: 2011: 14/0; 2012: 11/11; Totals: 25/11.

Newton's Career Playoff Statistics

- Games/Starts: 2011: 2/0; Totals: 2/0



DeVIER POSEY

WIDE RECEIVER

Height: 6-1 | Weight: 208 | College: Ohio State |
 Hometown: Cincinnati, Ohio | Rookie |
 1st with Texans | Age as of Kickoff Weekend 2012: 22 |
 Acquired: D3a, 2012 (68th overall) | 2012 GP/GS: 7/0 |
 Career GP/GS: 7/0 | Teams: Houston, 2012 |

11

TRANSACTIONS: Selected by Houston Texans in the third round (68th overall) of the 2012 NFL Draft... Signed by Texans on July 24, 2012.

2012 (Houston 7/0):

- Inactive for four games of the season
- Made his professional debut when he came into the game at wide receiver on the opening drive vs. Tennessee (9/30)
- Recovered a blocked punt in the end zone for a touchdown, the first of his career, vs. Green Bay (10/14)

COLLEGE:

- Started 29-of-41 games ranking seventh in school history with 136 receptions and 18 touchdowns and eighth with 1,955 yards receiving
- Scored 108 career points
- Ranks sixth on the OSU single-season receptions list with 60 in 2008
- Had 9 yards on four punt returns and 24 yards on one kickoff return for his career
- Started each of the team's final three games after being suspended the first 10 games of the 2011 season
- Finished fourth on the team with 12 receptions for 162 yards (13.5 ypc) and two touchdowns
- 2010 Biletnikoff Award (nation's top receiver) and Hornung Trophy (most versatile player in college) watch list member
- Received All-Big Ten honorable mention after placing ninth in the conference with 4.08 receptions and seventh with 65.23 receiving yards per game his junior season
- Started all 13 games in 2010, ranking second on the team with 53 receptions for 848 yards (16.0 average) and seven touchdowns
- Started all 13 games as a sophomore and led the team with 60 receptions (sixth on the school season-record list) for 828 yards (13.8 average) and eight touchdowns
- Ranked sixth in the Big Ten Conference with an average of 4.62 receptions and seventh with 63.69 yards receiving per game
- Played in 12 games as a reserve flanker his freshman year, finishing fifth on the team with 11 receptions for 117 yards (10.6 average) and one touchdown

PERSONAL:

- Attended LaSalle High School in Cincinnati, Ohio, where he was an All-Ohio, All-Cincinnati, All-League and All-District receiver
- Pulled in 33 passes for 750 yards and nine scores as a junior, completing his prep career with 47 receptions for 770 yards and seven more scores in 2007
- Lettered three times with the basketball team and also made his mark with the track team, as he still holds the school records in the 200 (21.5) and 400 (47.78) meters
- Communication major, with a minor in management and industry

Posey's 2012 Season Statistics

Date, Opp	GP	GS	Rush	Yds	Avg	Lg	TD	Rec	Yds	Avg	Lg	TD
9/9 vs. MIA								INACTIVE				
9/16 @ JAX								INACTIVE				
9/23 @ DEN								INACTIVE				
9/30 vs. TEN	1	0	0	0	--	--	0	0	0	--	--	0
10/8 @ NYJ	1	0	1	-3	-3.0	-3	0	0	0	--	--	0
10/14 vs. GB	1	0	0	0	--	--	0	0	0	--	--	0
10/21 vs. BAL	1	0	0	0	--	--	0	0	0	--	--	0
11/4 vs. BUF								DID NOT PLAY				
11/11 @ CHI	1	0	0	0	--	--	0	0	0	--	--	0
11/18 vs. JAX	1	0	0	0	--	--	0	0	0	--	--	0
11/22 @ DET								INACTIVE				
12/2 @ TEN	1	0	0	0	--	--	0	0	0	--	--	0
12/10 @ NE												
12/16 vs. IND												
12/23 vs. MIN												
12/30 @ IND												
2012 Totals	7	0	1	-3	-3.0	-3	0	0	0	--	--	0

Posey's 2012 Season Highs

Rushing Attempts	1	at New York Jets, 10/8/12
Rushing Yards	-3	at New York Jets, 10/8/12



BROOKS REED OUTSIDE LINEBACKER

Height: 6-3 | Weight: 250 | College: Arizona |
Hometown: Tucson, Ariz. | 2nd NFL Season |
2nd with Texans | Age as of Kickoff Weekend 2012: 25 |
Acquired: D2a, 2011 (42nd overall) | 2012 GP/GS: 11/11 |
Career GP/GS: 27/22 | Teams: Houston, 2011-12 |

58

TRANSACTIONS: Selected by Houston Texans in the second round (42nd overall) in the 2011 NFL Draft... signed by the Texans on July 31, 2011.

2012 (Houston 11/11):

- Started and made seven tackles (one solo) in the season opener vs. Miami (9/9)
- Recorded his first sack of the season to go along with three tackles (two solo) at Jacksonville (9/16)
- Teamed with J.J. Watt to sack Peyton Manning in the first quarter at Denver (9/23)
- Made three tackles (two solo) and deflected a pass vs. Tennessee (9/30)
- Sacked Mark Sanchez while forcing a fumble at the New York Jets (10/8)
- Made four tackles (three solo) vs. Baltimore (10/21)
- Had four tackles (two solo) vs. Buffalo (11/4)
- Made three tackles (one solo) at Chicago (11/11)
- Registered two tackles (one solo) vs. Jacksonville (11/18)
- Inactive at Tennessee (12/2)

2011 (Houston 16/11):

- Started 11-of-16 games, recording 44 tackles (30 solo) and 6.0 sacks and two fumble recoveries
- Made four tackles (three solo) filling in for an injured Mario Williams vs. Oakland (10/9)
- Started his first NFL game, making six tackles (three solo) and a pass defended at Baltimore (10/16)
- Recorded his first career sack and finished with four solo tackles at Tennessee (10/23)
- Made four tackles (three solo) and sacked Blaine Gabbert for a 7-yard loss vs. Jacksonville (10/30)
- Sacked Colt McCoy twice as part of a five-tackle day vs. Cleveland (11/6)
- Recorded a sack in his fourth consecutive game and knocked a Josh Freeman pass down at the line at Tampa Bay (11/13)
- Recorded a sack in his fifth consecutive game as he brought Blaine Gabbert down for a 1-yard loss at Jacksonville (11/27)
- Had five tackles (three solo) and pressured Matt Ryan twice vs. Atlanta (12/4)
- Had three tackles (two solo) and recovered an Andy Dalton fumble to start the second half that set-up a come from behind victory at Cincinnati (12/11)
- Made three solo tackles and recovered a fumble at Indianapolis (12/22)
- Started in his postseason debut and finished with five tackles (three solo) and one sack for a loss of nine yards in AFC Wild Card Playoff vs. Cincinnati (1/7/12)
- Recorded eight tackles (six solo), 2.5 sacks for a loss of 14 yards and one forced fumble in AFC Divisional Playoff at Baltimore (1/15/12)

COLLEGE:

- Started 34-of-45 games, recording 114 tackles (61 solo), 17 sacks and 25 tackles for loss for his career; also forced four fumbles and deflected four pass attempts
- Earned first-team All-Pac-10 honors after starting all 13 games in his senior season with the Wildcats, tallying a career-best 47 tackles, 6.5 sacks and 10 tackles for loss along with two pass breakups and one forced fumble
- Named to preseason watch lists for the Rotary Lombardi Award and the Ted Hendricks Award in 2009
- Started 8-of-10 games, recording 23 tackles (19 solo), two sacks and five stops, contributing to a defensive unit that ranked fourth in the Pac 10 and 29th nationally in yards per game allowed (120.5)
- Enjoyed a breakout season as a sophomore in 2008 when he started all 13 games at defensive end and garnered an All-Pac-10 honorable mention, as he delivered 38 tackles (26 solos) with 9.5 stops for losses for 59 yards and a team-high eight sacks for 57 yards and added three forced fumbles, a quarterback hurry and two pass deflections
- Switched to defensive end in 2007 after opening the season contending for H-back duty
- Saw action in the final nine games of the season as a backup defensive end and on special teams and delivered seven tackles (four solos) with one assisted sack for five yards
- Redshirted in 2006

PERSONAL:

- Majored in geography at Arizona
- Attended Sabino High School (Tucson, Az), playing football for head coach Jay Campos
- Helped the Sabercats to an 8-3 record as a junior in 2004 and earned first-team all-league, honorable mention all-state and Arizona Daily Star All-Southern Arizona honorable mention as a junior while rushing for 350 yards and seven touchdowns
- Led the Sabercats to a 10-4 overall record as a senior in 2005 and earned Tucson Citizen first-team All-3A-4A and Arizona Daily Star first-team All-Southern Arizona while posting 38 tackles and three sacks from the defensive line as a senior
- Earned SuperPrep All-America and All-West running back while gaining 377 yards and five touchdowns on 57 carries and 143 yards and one touchdown on 12 receptions as a senior
- Arizona Football Coaches Association first-team All-State 4A and SuperPrep All-Farwest

Reed's 2012 Season Statistics

Date, Opp	G	GS	Tackles					Interceptions					Fumbles			
			Tot	Solo	Asst	Sk	Yds	No	Yds	Lg	TD	PD	FF	FR	Yds	TD
9/9 vs. MIA	1	1	7	1	6	0.0	0.0	0	0	0	0	0	0	0	0	0
9/16 @ JAX	1	1	3	2	1	1.0	9.0	0	0	0	0	0	0	0	0	0
9/23 @ DEN	1	1	4	2	2	0.5	2.5	0	0	0	0	1	0	0	0	0
9/30 vs. TEN	1	1	3	2	1	0.0	0.0	0	0	0	0	1	0	0	0	0
10/8 @ NYJ	1	1	3	2	1	1.0	0.0	0	0	0	0	1	1	0	0	0
10/14 vs. GB	1	1	5	3	2	0.0	0.0	0	0	0	0	0	0	0	0	0
10/21 vs. BAL	1	1	4	3	1	0.0	0.0	0	0	0	0	0	0	0	0	0
11/4 vs. BUF	1	1	4	2	2	0.0	0.0	0	0	0	0	0	0	0	0	0
11/11 @ CHI	1	1	3	1	2	0.0	0.0	0	0	0	0	0	0	0	0	0
11/18 vs. JAX	1	1	2	1	1	0.0	0.0	0	0	0	0	0	0	0	0	0
11/22 @ DET	1	1	0	0	0	0.0	0.0	0	0	0	0	0	0	0	0	0
12/2 @ TEN								INACTIVE								
12/10 @ NE																
12/16 vs. IND																
12/23 vs. MIN																
12/30 @ IND																
2012 Totals	11	11	38	19	19	2.5	11.5	0	0	0	0	3	1	0	0	0

Reed's Career Statistics

Year	Team	G	GS	Tackles					Interceptions					Fumbles			
				Tot	Solo	Asst	Sk	Yds	No	Yds	Lg	TD	PD	FF	FR	Yds	TD
2011	Hou	16	11	44	30	14	6.0	36.0	0	0	0	0	3	0	2	0	0
2012	Hou	11	11	38	19	19	2.5	11.5	0	0	0	0	3	1	0	0	0
NFL Totals		27	22	82	49	33	8.5	47.5	0	0	0	0	6	1	2	0	0

Reed's 2012 Season Highs

Tackles	7	vs. Miami, 9/9/12
Sacks	1	twice, most recent: at New York Jets (M. Sanchez), 10/8/12
Fumbles Forced	1	at New York Jets, 10/8/12
Passes Defensed	1	vs. Tennessee, 9/30/12

Reed's 2012 Career Highs

Tackles	7	vs. Miami, 9/9/12
Sacks	2	vs. Cleveland (C. McCoy), 11/6/11
Fumbles Forced	1	at New York Jets, 10/8/12
Fumbles Recovered	1	twice, most recent: at Indianapolis, 12/22/11
Passes Defensed	1	four times, most recent: vs. Tennessee, 9/30/12



BARRETT RUUD INSIDE LINEBACKER

Height: 6-2 | Weight: 241 | College: Nebraska |
Hometown: Lincoln, Neb. | 8th NFL Season |
1st with Texans | Age as of Kickoff Weekend 2012: 29 |
Acquired: D2-'05 (36th overall) | 2012 GP/GS: 8/1 | Career GP/GS: 112/78 |
Teams: Tampa Bay, 2005-10; Tennessee, 2011; New Orleans, 2012; Houston, 2012 |

54

TRANSACTIONS: Selected by Tampa Bay Buccaneers in the second round (36th overall) of the 2005 NFL Draft...Signed by the Buccaneers on July 27, 2005...Re-signed by Buccaneers on April 20, 2010...Signed by Tennessee Titans on July 30, 2011...Placed on injured reserve on Dec. 13, 2011...Signed by Seattle Seahawks on April 12, 2012...Traded by Seahawks to New Orleans Saints on Aug. 20, 2012...Released by Saints on Oct. 8, 2012...Signed by Houston Texans on Oct. 10, 2012.

HONORS:

- NFC Defensive Player of the Month (September, 2007)
- NFC Defensive Player of the Week (Week 2, 2007)

2012 (New Orleans 3/0, Houston 5/1):

- Inactive for the first two games of the season with New Orleans
- Released by the Saints (10/8)
- Signed by the Texans (10/10) and inactive vs. Green Bay (10/14) and vs. Baltimore (10/21)
- Made his Texans debut vs. Buffalo (11/4)
- Assisted on a tackle at Chicago (11/11)
- Recorded two passes defended at Detroit (11/22)
- Made his first start with Houston at Tennessee (12/2) and recorded five tackles (three solos) and a sack for a loss of eight yards

2011 (Tennessee 9/9):

- Started nine games at middle linebacker after joining the club as an unrestricted free agent acquisition from the Tampa Bay prior to the start of training camp
- Placed on injured reserve with a nagging groin injury in the middle of the Titans' playoff run (12/13)
- Recorded 68 tackles (51 solo), one interception and three pass defenses
- Finished with a season-best 12 tackles (nine solo) in the season opener against Jacksonville (9/11)
- Recorded 10 tackles (seven solo) at Pittsburgh (10/9)
- Had 11 tackles (eight solo) vs. Houston (10/23)
- Recorded seven tackles (five solo), one interception and two passes defended vs. Indianapolis (10/30)
- Made a season-high three solo tackles in the season opener vs. Indianapolis (9/11)
- Had two solo tackles vs. Oakland (10/9), at Baltimore (10/16) and at Tennessee (10/23)
- Placed on injured reserve after suffering an injury to his quadricep vs. Jacksonville (11/2)

2010 (Tampa Bay 16/16):

- Started all 16 games for the third consecutive season and led Buccaneers in tackles for a fourth straight campaign
- Registered 161 tackles, two sacks, one interception, four pass defenses and two forced fumbles
- Led the Buccaneers in tackles in eight of their 16 contests
- Recorded 11 tackles and one forced fumble in the 2010 season opener vs. Cleveland, (9/12)
- Tied for team lead with 11 stops at Carolina, (9/19)
- Recorded team-high 11 tackles vs. Pittsburgh (9/26)
- Tied for team-leading nine stops vs. New Orleans (10/17)
- Finished second on team with 12 tackles vs. St. Louis (10/24)
- Tied for team-leading 11 stops to go with first interception of season and two pass defenses at Arizona (10/31)
- Finished with team-high 11 tackles and recorded first sack of the season
- Recorded team-high 11 stops to go with a pass defense at San Francisco (11/21)
- Recorded a team-high 10 tackles at Baltimore (11/28)
- Tied for the team lead with 11 tackles vs. Detroit (12/19)
- Finished with team-leading 12 tackles along with a forced fumble inside the Bucs' 5-yard line to stop a potential scoring drive against New Orleans (1/2/11)

2009 (Tampa Bay 16/16):

- Became the first Buccaneer defender to surpass the 200-tackle plateau since former LB Hardy Nickerson accomplished the feat (1993)
- Led or tied for the team lead in tackles in 14-of-16 contests
- Led the Buccaneers in tackles for the third consecutive season with a career-high 205 stops
- Led the Buccaneers with a career-high 20 tackles at Buffalo (9/20). Also returned a lateral from S Sabby Piscatelli 21 yards following an interception
- Led the Buccaneers with 19 tackles vs. the New York Giants (9/27)
- Led the team with 14 tackles at Philadelphia (10/11)
- Had a team-best 14 stops, three passes defended, including his first interception of 2009 off of QB Jake Delhomme vs. Carolina (10/18)
- Led the Buccaneers with 13 total stops at Miami (11/15)
- Led Tampa Bay with 13 tackles and added one pass defense vs. New Orleans (11/22)
- Posted 11 tackles and a forced fumble at Atlanta (11/29)
- Led the Buccaneers with 14 tackles
- Led Tampa Bay with 13 stops and two passes defended at Seattle (12/20)
- Matched a career high with 20 tackles vs. Atlanta (1/3/10)

2008 (Tampa Bay 16/16):

- Started all 16 games and led the team in tackles for the second consecutive year, recording 178 tackles for the 9-7 Buccaneers with 178 tackles

- Posted two interceptions, three sacks, one fumble recovery and seven passes defended
- Led Tampa Bay with 10 tackles in the 2008 season opener at New Orleans (9/7)
- Recorded his first interception of season, picking off Chicago Bears QB Kyle Orton. Led the team with 13 tackles and two pass defenses against the Bears (9/21)
- Posted his first career sack, dropping Packers QB Aaron Rodgers, and had his second interception of the season while finishing with a team-leading nine tackles vs. Green Bay (9/28)
- Tied for the team lead with six stops and added one fumble recovery and deflected a pass that led to an interception by CB Aqib Talib vs. Seattle (10/19)
- Led the Buccaneers with 16 tackles and had one pass defended at Dallas (10/26)
- Tied a season-high with 18 stops and his second sack of the season, dropping QB Tyler Thigpen on the game's first play from scrimmage vs. Kansas City (11/2)
- Had eight tackles and one sack vs. Minnesota (11/16)
- Led the Buccaneers with 13 stops and added one pass defended vs. New Orleans (11/30)
- Led the Buccaneers with 17 tackles at Atlanta (12/14)

2007 (Tampa Bay 15/15):

- Started 15 regular season contests and inactive for one (vs. Carolina) for the 2007 NFC South Champions
- Started the club's lone playoff contest
- Led the Buccaneers with a then-career-high 169 tackles, leading the team in stops for the first time
- Tied for second on the Buccaneers with three forced fumbles, ranked second with three fumble recoveries and tied for third with two interceptions
- Named the NFC Player of the Month for September and Conference Defensive Player of the Week for his standout defensive effort in Week 2 vs. New Orleans (9/16)
- Finished with a career-high 12 tackles and one fumble recovery in season opener vs. Seattle (9/9)
- Had a career-high 16 tackles, two forced fumbles and a fumble recovery vs. New Orleans (9/16)
- Recorded his first career interception and had 15 tackles and one pass defended vs. St. Louis (9/23)
- Ted for the team lead with eight tackles and had a forced fumble and pass defended at Carolina (9/30)
- Matched his career high with 16 tackles at Indianapolis (10/7)
- Had a career-high 18 tackles vs. Tennessee (10/14)
- Posted 12 tackles, one interception and one pass defended at Atlanta (11/18)
- Led the Buccaneers with eight tackles and one fumble recovery vs. Atlanta (12/16)
- Totaled 10 tackles against the New York Giants in the NFC Wild Card Playoff game (1/6/08)

2006 (Tampa Bay 15/15):

- Appeared in all 16 games with five starts and had 59 tackles and 12 special teams stops
- Made his first career NFL start in the 2006 season opener at middle linebacker and finished with nine tackles vs. Baltimore
- Had 10 tackles vs. Carolina (9/24)
- Started at middle linebacker at Carolina (11/13) and had 10 tackles and one special teams stop
- Led the Buccaneers with a then-career-high 11 tackles at Carolina (11/23)

2005 (Tampa Bay 16/0):

- Appeared in all 16 games and Tampa Bay's lone playoff contest as a rookie for the 2005 NFC South champions and finished the season with 18 special teams tackles and one fumble recovery, and had seven tackles on defense
- Led or tied for the Buccaneers team lead in special teams tackles in three games: vs. Buffalo (9/18), at Green Bay (9/25) and vs. New Orleans (11/10/06)
- Saw action in his first career NFL game on special teams and totaled one special teams tackle at Minnesota (9/11)
- Saw his first career action on defense recording four tackles at middle linebacker vs. Miami (10/16)
- Posted one special teams tackle in the NFC Wild Card contest vs. Washington (1/7/06)

COLLEGE:

- Started 37-of-50 games during his four-year playing career at Nebraska and finished his tenure as the Huskers' all-time leading tackler with 432 stops to go along with three forced fumbles, seven fumble recoveries, one interception and 13 pass defenses
- As a senior in 2004, named first-team All-American from the NFL Draft Report, third-team All-American from Associated Press, first-team All-Big 12 and Academic All-Big 12
- As a junior in 2003 he was Academic All-Big 12, second-team All-Big 12 (AP), third-team All-Big 12 (Coaches) and Big 12 Commissioner's Academic Honor Roll
- As a sophomore in 2002 he was Academic All-Big 12, Big 12 Commissioner's Academic Honor Roll and All-Big 12 honorable mention (coaches)

PERSONAL:

- Attended Lincoln (Neb.) Southeast HS, where he competed as an I-back and LB
- Four-year letterman helped the Knights compile a 48-2 record, with four state playoff appearances and Class A state titles in 1997, 1998 and 2000
- Two-time All-Nebraska honoree by the Omaha World-Herald and a two-time super-state pick by the Lincoln Journal Star
- World-Herald named him honorary captain of the offense, while the Journal Star named him the offensive player of the year, defensive player of the year and prep athlete of the year
- Earned All-American honors as a linebacker from Prep Star and Student Sports
- Comes from a long and significant family line of Nebraska Football Players that includes his father, Tom (1972-74); two uncles, Bob Martin (1973-75) and John Ruud (1978-79); great-grandfather Clarence Swanson (1918-21); and brother Bo (2004-07)
- Has hosted a golf tournament to benefit the organization and has been a spokesman for the NFL and American Heart Association's "What Moves U" campaign to promote health and fitness to local youth



RUUD, BARRETT

Ruud's 2012 Season Statistics

Date, Opp	Tackles						Interceptions					Fumbles			
	G	GS	TotSolo	Asst	Sk	Yds	No	Yds	Lg	TD	PD	FF	FR	Yds	TD
9/9 vs. WAS*							INACTIVE								
9/16 @ CAR*							INACTIVE								
9/23 vs. KC*	1	0	0	0	0	0.0	0.0	0	0	0	0	0	0	0	0
9/30 @ GB*	1	0	0	0	0	0.0	0.0	0	0	0	0	0	0	0	0
10/7 vs. SD*	1	0	0	0	0	0.0	0.0	0	0	0	0	0	0	0	0
10/14 vs. GB							INACTIVE								
10/21 vs. BAL							INACTIVE								
11/4 vs. BUF	1	0	0	0	0	0.0	0.0	0	0	0	0	0	0	0	0
11/11 @ CHI	1	0	1	0	1	0.0	0.0	0	0	0	0	0	0	0	0
11/18 vs. JAX	1	0	0	0	0	0.0	0.0	0	0	0	0	0	0	0	0
11/22 @ DET	1	0	0	0	0	0.0	0.0	0	0	0	2	0	0	0	0
12/2 @ TEN	1	1	5	3	2	1.0	8.0	0	0	0	0	0	0	0	0
12/10 @ NE															
12/16 vs. IND															
12/23 vs. MIN															
12/30 @ IND															
2012 Totals	8	1	6	3	3	1.0	8.0	0	0	0	0	2	0	0	0

Ruud' Career Statistics

Year	Team	Tackles						Interceptions					Fumbles			
		G	GS	TotSolo	Asst	Sk	Yds	No	Yds	Lg	TD	PD	FF	FR	Yds	TD
2005	TB	16	0	6	4	2	0.0	0.0	0	0	0	0	0	1	0	0
2006	TB	16	5	47	31	16	0.0	0.0	0	0	0	0	0	0	0	0
2007	TB	15	15	114	83	31	0.0	0.0	2	7	5	0	3	3	3	0
2008	TB	16	16	136	101	35	3.0	20.0	2	10	10	0	6	0	1	0
2009	TB	16	16	142	107	35	0.0	0.0	1	23	21	0	7	1	0	0
2010	TB	16	16	118	85	33	2.0	8.0	1	1	1	0	4	2	0	0
2011	Ten	9	9	57	40	17	0.0	0.0	1	4	4	0	3	0	0	0
2012	NO/Hou	8	1	6	3	3	1.0	8.0	0	0	0	0	2	0	0	0
NFL Totals		112	78	626	454	172	6.0	36.0	7	45	21	0	25	6	5	3

Ruud's Career Highs

Tackles	17	vs. Atlanta, 1/3/10
Sacks	1.0	six times, most recent: at Tennessee, 12/2/12
Interceptions	1	seven times, most recent: vs. Indianapolis, 10/30/11
Forced Fumbles	2	vs. New Orleans, 9/16/07
Fumble Recoveries	1	vs. Seattle, 10/19/08



MATT SCHAUB QUARTERBACK

Height: 6-5 | Weight: 241 | College: Virginia |
Hometown: West Chester, Pa. | 9th NFL Season |
6th with Texans | Age as of Kickoff Weekend 2012: 31 |
Acquired: T-07 (Atlanta) | 2012 GP/GS: 12/12 |
Career GP/GS: 114/78 | Teams: Atlanta, 2004-06; Houston, 2007-12 |

8

TRANSACTIONS: Selected by Atlanta Falcons in the third round (90th pick overall) of 2004 NFL draft... Signed by Falcons on July 28, 2004... Traded by Falcons to Houston Texans on March 22, 2007... Placed on injured reserve on Nov. 23, 2011... Re-signed by Texans on Sept. 9, 2012.

HONORS:

- AFC Offensive Player of the Week (Week 14, 2008; Week 2, 2009, Week 6, 2010; Week 11, 2012)
- Pro Bowl Selection (2010)
- Pro Bowl MVP (2010)
- FedEx Air NFL Player of the Week (Week 2, 2010; Week 11, 2012)

CAREER:

- Has started 76 games with the Texans and has thrown for 19,965 yards, 113 touchdowns and 61 interceptions in five-plus years as a starter
- Career totals include 20,998 passing yards, 119 touchdowns and 67 interceptions with a career passer rating of 92.6
- Owns the Texans career record with 25 300-yard games, including eight in 2009, seven in 2010, two in 2011 and two in 2012
- Holds the franchise record for career passer rating, with a mark of 94.1 since joining the club
- Tied for the second-most passing yards in a game in NFL history when he threw for 527 yards vs. Jacksonville on Nov. 18, 2012
- One of 12 NFL quarterbacks with back-to-back 4,000-yard passing seasons and one of six to throw for a combined 9,000 yards in consecutive seasons (2009-10)
- Starting quarterback of the 2010 NFL Pro Bowl, where he earned MVP honors after completing 13-of-17 passes for 189 yards and two touchdowns in a 41-34 win for the AFC

2012 (Houston 12/12):

- Named one of the offensive captains for the 2012 season
- Completed 20-of-31 passes for 266 yards and a touchdown in the season opener vs. Miami (9/9)
- Completed his 1,500th career pass when he hit TE Owen Daniels for a 6-yard gain in the second quarter at Jacksonville (9/16)
- Name the Offensive Player of the game after tying his career-high with four touchdown passes, while throwing for 290 yards with one interception at Denver (9/23)
- Finished with a passer rating of 115.5 after completing 20-of-28 attempts for 202 yards and two touchdowns vs. Tennessee (9/30)
- Completed 23-of-37 passes for 256 yards with two touchdowns and no interceptions for a passer rating of 100.7 vs. Baltimore (10/21)
- Completed 19-of-27 passes for 268 yards with two touchdowns and no interceptions for a passer rating of 126.8 vs. Buffalo (11/4)
- Threw for a franchise-record 527 yards on 43-of-55 passing with five touchdowns including a game-winning 48-yard touchdown to Andre Johnson in overtime vs. Jacksonville (11/18)
- Surpassed 300 yards passing for the second consecutive game, completing 29-of-48 pass attempts for 315 yards with a touchdown and an interception at Detroit (11/22)
- Threw for two touchdowns at Tennessee (12/2), his sixth multi-touchdown game of the season

2011 (Houston 10/10):

- Named one of the offensive captains for the 2011 season
- Completed 17-of-24 passes for 220 yards and a touchdown vs. Indianapolis (9/11)
- Completed 21-of-29 passes for 230 yards and two touchdowns for a passer rating of 118.5 at Miami (9/18)
- Became the Texans' all-time completions leader as he completed 22-of-39 passes for a 373 yards, three touchdowns and an interception at New Orleans (9/25)
- Finished 14-of-21 for 138 yards, one touchdown and a passer rating of 100.9 vs. Pittsburgh (10/2)
- Threw for a season-high 416 yards and two touchdowns vs. Oakland (10/9)
- Completed 21-of-37 passes for 220 yards and a touchdown at Baltimore (10/16)
- Connected on 18-of-23 passes for 296 yards and two touchdowns with a 147.7 passer rating at Tennessee (10/23)
- Threw for 225 yards and a touchdown while also rushing for his first touchdown of the season on a 2-yard run to cap off the opening drive vs. Jacksonville (10/30)
- Ran in a touchdown for the second consecutive week vs. Cleveland (11/6)
- Connected on 11-of-15 passes for 242 yards and two touchdowns while setting a career-high and franchise record with a 154.9 passer rating at Tampa Bay (11/13)
- Placed on injured reserve after suffering a foot injury against the Buccaneers (11/23)

2010 (Houston 16/16):

- Named one of the offensive captains for the 2010 season and started all 16 games for the second consecutive season, throwing for 4,369 yards, 24 touchdowns, 12 interceptions and a 92.0 passer rating for the season
- Completed 38-of-52 passes for 497 yards, three touchdowns, one interception and a passer rating of 114.0 at Washington (9/19), the Texans first overtime win in franchise history
- Set a franchise record with his 60th touchdown pass as a Texan with his second touchdown pass at Oakland (10/3); completed 16-of-29 passes for 192 yards
- Named AFC Offensive Player of the Week after completing 25-of-33 passes for 305 yards and two touchdowns, including an 11-yard touchdown pass to Andre Johnson with 28 seconds remaining to clinch the win vs. Kansas City (10/17)

- Completed 22-of-32 passes for 314 yards, two touchdowns and a passer rating of 121.1 at Jacksonville (11/14)
- Completed 22-of-26 passes for 337 yards, two touchdowns and one interception at Philadelphia (12/2)
- Threw for 394 yards, breaking David Carr's franchise record of 13,391 passing yards vs. Baltimore (12/13); finished with three touchdown passes and two interceptions
- Threw for 325 yards, two touchdowns and one interception at Tennessee (12/19)
- Had his fourth consecutive 300-yard game, throwing for 310 yards, one touchdown and one interception at Denver (12/26)

2009 (Houston 16/16):

- Finished the year with an NFL-best 4,770 passing yards, becoming the first Texans quarterback to lead the league in passing; passed for the sixth-most yards
- Had 10 games with a QB rating of 90, topped 300 passing yards nine times, tying for the second-most 300-yard games in a season in NFL history
- Surpassed 10,000 passing yards as a Texan
- Named AFC Offensive Player of the Week after completing 25-of-39 passes at Tennessee (9/20) for 357 yards, a career-high four touchdown passes and a 127.8 passer rating
- Set career highs for pass attempts and completions, going 35-of-50 for 371 yards and two touchdowns at Arizona (10/11)
- Completed 28-of-40 passes for a season-high 392 yards and tied a career high with four touchdown passes at Cincinnati (10/18)
- Set a Texans season record with his 17th touchdown pass and fifth 300-yard game passing when he completed 32-of-43 passes for 311 yards and one touchdown at Indianapolis (11/8); threw his 50th career touchdown pass to FB Vonta Leach for a seven-yard score in the first quarter
- Completed 29-of-39 passes for 365 yards, two touchdowns and one interception vs. Seattle (12/13) for a passer rating of 109.5; his 336 yards at halftime were the third-most in the NFL since 1991
- Threw for 367 yards and one touchdown at St. Louis (12/20) for his NFL-leading fifth game of at least 350 passing yards
- Completed 24-of-39 passes for 303 yards with two touchdowns and one interception, giving him a passer rating of 92.1 vs. New England (1/3/10) and led the Texans back from a 27-13 fourth quarter deficit to give the Texans the first winning season in franchise history

2008 (Houston 11/11):

- Started 11 games for the second consecutive year, going 6-5 in those starts
- Threw for a career-high 3,043 yards and 15 touchdowns on 251-of-380 attempts while rushing for two touchdowns
- Missed one game due to illness and four because of a knee injury suffered against Minnesota
- Set franchise records for quarterback rating (92.7) and 300-yard passing games (4)
- Had the fourth-best completion percentage in the NFL (66.1), was second in yards per pass attempt (8.01), fourth in passing yards per game (276.6) and his 92.7 passer rating was good for eighth in the League
- Threw for 202 yards on 25-of-33 passing with one touchdown and two interceptions at Pittsburgh (9/7); also rushed for a touchdown late in the fourth quarter, the first of his career
- Completed 29-of-40 passes for 307 yards and three touchdowns at Jacksonville (9/28)
- Completed 22-of-42 passes for 379 yards and one touchdown vs. Miami (10/12) and ran the ball four times for 15 yards, including the game-winning three-yard touchdown run with :07 left on the clock; his touchdown run capped the second game-winning drive of his career, rallying the Texans from a 28-23 deficit to a 29-28 win
- Connected on 24-of-28 passes for 280 yards and three touchdowns vs. Cincinnati (10/26) and set then-franchise records with a 144.0 passer rating and 85.7 completion percentage
- Named the AFC Offensive Player of the Week after throwing for a career-high and franchise-record 414 yards on 28-of-42 passing and leading the third game-winning drive of his career and second of the season at Green Bay (12/7); guided the Texans 75 yards in nine plays to set up K Kris Brown's game-winning 40-yard field goal
- Completed 27-of-36 pass attempts for 328 yards and two touchdowns vs. Chicago (12/28)

2007 (Houston 11/11):

- Started 11 games in his first season as a regular starter and finished 192-of-289 for 2,241 yards and nine touchdown passes and nine interceptions and a quarterback rating of 87.3
- Missed portions of the season with a shoulder injury and concussion
- Started his first game as a Texan vs. Kansas City (9/9) and finished 16-of-22 for 225 yards and a touchdown with a rating of 101.5; connected with WR Andre Johnson midway through the second quarter for a 77-yard touchdown
- Started at Carolina (9/16) and finished 20-of-28 for 227 yards and two touchdowns with a season-best rating of 119.2
- Completed his last 14 pass attempts to finish 27-of-33 for 236 yards and a touchdown vs. Indianapolis (9/23)
- Returned to Atlanta (9/30) against his former team and completed 28-of-40 passes for a career-high 317 yards and one touchdown pass and a 101.8 QB rating
- Started vs. Miami (10/7) and was 20-of-34 for 294 yards; led the Texans on his first-ever game-winning drive, starting at the Texans' 3-yard line and marching the team 59 yards on eight plays to set up K Kris Brown's 57-yard game-winning field goal
- Finished 21-of-33 for 293 yards and two touchdowns vs. New Orleans (11/11) and a passer rating of 112.3, his second-highest of the season
- Finished 22-of-36 for 256 yards and two touchdowns at Cleveland (11/25) and recorded his third multi-touchdown game of the season

2006 (Atlanta 16/0):

- Played in all 16 games for the second consecutive season as the primary backup to starting QB Michael Vick
- Threw for 208 yards on 18-of-27 passing with one touchdown and two interceptions on the year
- Saw his most extensive action of the year in the season finale at Philadelphia (12/31), completing 15-of-21 passes for 175 yards with one touchdown and one interception



SCHAUB, MATT

2005 (Atlanta 16/1):

- Played in every game with one start, completing 33-of-64 passes for 495 yards with four touchdowns and no interceptions on the season
- Rushed nine times for 76 yards (8.4 avg.)
- Made second career start vs. New England (10/9) and completed 18-of-34 passes for 298 yards with three touchdowns and a 112.1 passer rating; led fourth-quarter comeback from 15-point deficit to tie the game at 28 with four minutes remaining
- Played in the second half vs. Carolina (1/1/06) and completed 9-of-13 passes for 110 yards with one touchdown

2004 (Atlanta 6/1):

- Saw action in six games with one start as a rookie and served as a backup to QB Michael Vick the remaining 10 games
- Completed 33-of-70 passes for 330 yards with one touchdown and four interceptions
- Made his first NFL start and completed 17-of-41 passes for 188 yards with two interceptions at New Orleans (11/28) and rushed four times for 21 yards
- Filled in as a sub in the second quarter and completed 14-of-22 passes for 132 yards with one touchdown and one interception at Seattle (1/2/05)

COLLEGE:

- Holds Virginia school career records for pass completions (716), attempts (1,069), passing yards (7,502), total offense yards (7,560), touchdown passes (56), 300-yard passing games (eight) and 200-yard passing games (20)
- Completed 66.9 percent of his passes during his career, the second-best mark in NCAA Division I-A history, topped only by Tim Couch of Kentucky (67.15 percent, 1996-98)
- 2003 Heisman Trophy candidate after being named the 2002 Atlantic Coast Conference Player of the Year
- Completed 281-of-403 passes for 2,952 yards, 18 touchdowns and 10 interceptions as a senior, earning All-ACC first-team honors after being name ACC Player of the Year and Offensive Player of the Year as a junior

PERSONAL:

- Lettered in football, baseball and basketball at East High School in his hometown of West Chester, Pa.
- Completed 277-of-544 passes for 3,990 yards and 35 touchdowns during his career as he set school records for pass attempts, completions, yards per game and total yards for the Vikings
- Participated in the Atlanta Falcons Coaches Academy in addition to various charity golf tournaments and community outreach programs in 2004
- Born Matthew Rutledge Schaub in West Chester, Pa.
- Married to Laurie and has three daughters, Madison (2) and twins, Makalya and Mackezie (1)

Schaub's 2012 Season Statistics

Date, Opp	GP	GS	Att	Cmp	Pct	Yds	Yd/Att	TD	Int	Lg	Sk	Lst	Rate
9/9 vs. MIA	1	1	31	20	64.5	266	8.6	1	0	29	2	12	102.4
9/16 @ JAX	1	1	35	26	74.3	195	5.6	0	0	18	0	0	87.2
9/23 @ DEN	1	1	30	17	56.7	290	9.7	4	1	60	1	6	115.3
9/30 vs. TEN	1	1	28	20	71.4	202	7.2	2	0	33	0	0	115.5
10/8 @ NYJ	1	1	28	14	50.0	209	7.5	1	1	34	0	0	71.9
10/14 vs. GB	1	1	33	20	60.6	232	7.0	0	2	27	3	24	56.6
10/21 vs. BAL	1	1	37	23	62.2	256	6.9	2	0	34	2	17	100.7
11/4 vs. BUF	1	1	27	19	70.4	268	9.9	2	0	39	2	12	126.8
11/11 @ CHI	1	1	26	14	53.8	95	3.7	1	2	23	1	7	42.9
11/18 vs. JAX	1	1	55	43	78.2	527	9.6	5	2	48	2	23	121.7
11/22 @ DET	1	1	48	29	60.4	315	6.6	1	1	43	2	19	78.0
12/2 @ TEN	1	1	35	21	60.0	207	5.9	2	0	54	0	0	95.8
12/10 @ NE													
12/16 vs. IND													
12/23 vs. MIN													
12/30 @ IND													
2012 Totals	12	12	413	266	64.4	3,062	7.4	21	9	60	15	120	94.5

Schaub's Career Statistics

Year Team	GP	GS	Att	Cmp	Pct	Yds	Yd/Att	TD	Int	Lg	Sk	Lst	Rate
2004 Atl	6	1	70	33	47.1	330	4.7	1	4	59	4	14	42.0
2005 Atl	16	1	64	33	51.6	495	7.7	4	0	53	6	27	98.1
2006 Atl	16	0	27	18	66.7	208	7.7	1	2	47	2	8	71.2
2007 Hou	11	11	289	192	66.4	2,241	7.8	9	9	77	16	126	87.2
2008 Hou	11	11	380	251	66.1	3,043	8.0	15	10	65	23	149	92.7
2009 Hou	16	16	583	396	67.9	4,770	8.2	29	15	72	25	149	98.6
2010 Hou	16	16	574	365	63.6	4,370	7.6	24	12	60	32	226	92.0
2011 Hou	10	10	292	178	61.0	2,479	8.5	15	6	80	16	98	96.8
2012 Hou	12	12	413	266	64.4	3,062	7.4	21	9	60	15	120	94.5
NFL Totals	114	78	2,692	1,732	64.3	20,998	7.8	119	67	80	139	917	92.6

Schaub's 2012 Passing Season Highs

Passing Yards	527	vs. Jacksonville (OT), 11/18/12 (43 completions)
Passing Attempts	55	vs. Jacksonville (OT), 11/18/12
Completions	43	vs. Jacksonville (OT), 11/18/12 (527 yards)
Touchdown Passes	5	vs. Jacksonville (OT), 11/18/12
Passer Rating	126.8	vs. Buffalo, 11/4/12
Longest Pass	60t	at Denver, 9/23/12

Schaub's Passing Career Highs

Passing Yards	527	vs. Jacksonville (OT), 11/18/12 (43 completions)
Passing Attempts	55	vs. Jacksonville (OT), 11/18/12
Completions	43	vs. Jacksonville (OT), 11/18/12 (527 yards)
Touchdown Passes	5	vs. Jacksonville (OT), 11/18/12
Passer Rating	154.9	at Tampa Bay, 11/13/11
Longest Pass	78t	at Tennessee, 10/23/11
Interceptions	3	at Tennessee, 9/21/08

Schaub's 2012 Rushing Season Statistics

Date, Opp	GP	GS	Rush	Yds	Avg	Lg	TD	Rec	Yds	Avg	Lg	TD
9/9 vs. MIA	1	1	4	-2	-0.5	2	0	0	0	--	--	0
9/16 @ JAX	1	1	2	-3	-1.5	--	0	0	0	--	--	0
9/23 @ DEN	1	1	0	0	--	--	0	0	0	--	--	0
9/30 vs. TEN	1	1	2	-2	--	--	0	0	0	--	--	0
10/8 @ NYJ	1	1	0	0	--	--	0	0	0	--	--	0
10/14 vs. GB	1	1	1	0	0.0	0	0	0	0	--	--	0
10/21 vs. BAL	1	1	1	-2	-2.0	-2	0	0	0	--	--	0
11/4 vs. BUF	1	1	1				0	0	0	--	--	0
11/11 @ CHI	1	1	2	-2	--	--	0	0	0	--	--	0
11/18 vs. JAX	1	1	0	0	--	--	0	0	0	--	--	0
11/22 @ DET	1	1	2		-0.5	0	0	0	0	--	--	0
12/2 @ TEN	1	1	4	5	1.3	8	0	1	-6	-6.0	-6	0
12/10 @ NE												
12/16 vs. IND												
12/23 vs. MIN												
12/30 @ IND												
2012 Totals	12	12	19	-8	-0.4	8	0	1	-6	-6.0	-6	0

Schaub's Career Rushing Statistics

Year Team	G	GS	Rush	Yds	Avg	Lg	TD	Rec	Yds	Avg	Lg	TD
2004 Atl	6	1	8	26	3.3	11	0	0	0	--	--	0
2005 Atl	16	1	9	76	8.4	23	0	0	0	--	--	0
2006 Atl	16	0	7	21	3.0	19	0	0	0	--	--	0
2007 Hou	11	11	17	52	3.1	12	0	0	0	--	--	0
2008 Hou	11	11	31	68	2.2	10	2	0	0	--	--	0
2009 Hou	16	16	48	57	1.2	19	0	0	0	--	--	0
2010 Hou	16	16	22	28	1.3	8	0	0	0	--	--	0
2011 Hou	10	10	15	8	0.5	3	2	0	0	--	--	0
2012 Hou	12	12	19	-8	-0.4	8	0	1	-6	-6.0	-6	0
NFL Totals	114	78	176	328	1.9	23	4	1	-6	-6.0	-6	0

Schaub's 2012 Rushing Season Highs

Long Rush	8	at Tennessee, 12/2/12
-----------	---	-----------------------

Schaub's Rushing Career Highs

Rushing Yards	56	vs. Minnesota (4 rushes), 10/2/05
Long Rush	23	vs. Minnesota, 10/2/05
Rushing Touchdowns	1	four times, most recent: vs. Cleveland, 11/6/11

Additional Statistics

Fumbles/Lost: 33/14 total; 2004 - 1/0, 2005 - 1/1, 2006 - 1/0, 2007 - 7/3, 2008 - 10/4, 2009 - 3/2, 2010 - 9/3, 2011 - 2/1

Fumble Recoveries: 10 total; 2004 - 0, 2005 - 0, 2006 - 1, 2007 - 2, 2008 - 4, 2009 - 1, 2010 - 1, 2011 - 1



DARRYL SHARPTON INSIDE LINEBACKER

Height: 5-11 | Weight: 230 | College: Miami (Fla.) |
Hometown: Coral Gables, Fla. | 3rd NFL Season |
3rd with Texans | Age as of Kickoff Weekend 2012: 24 |
Acquired: D4a-10 (102nd overall) | 2012 GP/GS: 3/2 |
Career GP/GS: 23/8 | Teams: Houston, 2010-12 |

51

TRANSACTIONS: Selected by Houston Texans in the fourth round (102nd overall) of the 2010 NFL Draft... Signed by Texans on June 11, 2010... Placed on injured reeve on Nov. 2, 2011... Placed on PUP list on Aug. 26, 2012... Signed by Texans off PUP to active roster on Nov. 17, 2012.

2012 (Houston 3/2):

- Placed on the Physically Unable to Perform (PUP) list (8/26)
- Signed to active roster (11/17)
- Made his season debut vs. Jacksonville (11/18), collecting seven tackles (four solo)
- Recovered his first career fumble and had a career-high 13 tackles (five solo) at Detroit (11/22)
- Registered his first career interception and had seven tackles (three solo) at Tennessee (12/2)

2011 (Houston 8/0):

- Made a season-high three solo tackles in the season opener vs. Indianapolis (9/11)
- Had two solo tackles vs. Oakland (10/9), at Baltimore (10/16) and at Tennessee (10/23)
- Placed on injured reserve after suffering an injury to his quadricep vs. Jacksonville (11/2)

2010 (Houston 12/6):

- Saw action in 12 games with six starts; five at weakside linebacker and one at middle linebacker
- Made 21 tackles (13 solo) in his rookie campaign along with one sack
- Saw action on special teams where he led the squad with two tackles vs. San Diego (11/7)
- Made his first start of his professional career at weakside linebacker and made five tackles (three solo) including two for a loss and two special teams tackles at New York Jets (11/21)
- Recorded six tackles (three solo) including the first sack of his NFL career vs. Baltimore (12/13)
- Started his fifth straight game at weakside linebacker and made five tackles (three solo) at Tennessee (12/19)
- Notched his first start at middle linebacker and made five tackles (four solo) at Denver (12/26)
- Placed on injured reserve (12/29) after injuring his shoulder at Denver (12/26)

COLLEGE:

- Started 30-of-52 games at Miami, including 18 at middle linebacker, nine at strongside linebacker and three at weakside linebacker
- Recorded 255 tackles (154 solo) that included 2.5 sacks for minus-24 yards and 27 stops for losses totaling 75 yards
- Caused and recovered a fumble, deflected nine passes, fielded six short kickoffs for 40 yards and had a 73-yard interception return for a touchdown
- Started 12-of-13 games as a senior and led the team with a career-high 106 tackles (65 solo) as well as a forced fumble, three passes defended and an interception which he returned for a 73-yard touchdown
- Started nine games as a junior and finished fourth on the team with 58 tackles (33 solo) that included 1.5 sacks for minus-14 yards and six stops for losses of 24 yards; recovered a fumble and broke up two passes
- Played in 11 games as a sophomore and ranked sixth on the team with 46 tackles (30 solo), adding one stop for a 12-yard loss
- Named third-team Freshman All-American by The Sporting News and College Football News in 2006 and was selected to The Sporting News ACC All-Freshman team
- Received a medical hardship waiver in 2005
- Graduated with a degree in finance

PERSONAL:

- Played both offense and defense throughout his career at Coral Gables (Fla.) High School, and also returned kickoffs and blocked four punts
- As a senior in 2004, he finished with 96 tackles (three for loss), two interceptions and four blocked punts
- Selected to play in the Cali/Florida Bowl, but declined the invitation
- As a junior, recorded 110 tackles and one interception for a touchdown
- Ranked as the nation's 28th best outside linebacker prospect by Rivals.com and was chosen All-Dade County while ranking as the 10th-best prospect in Dade County by the Miami Herald
- Was in his school's International Baccalaureate Program
- Presently enrolled in post-graduate school at Miami

Sharpton's 2012 Season Statistics

Date, Opp	Tackles							Interceptions					Fumbles							
	G	GS	Tot	Solo	Asst	Sk	Yds	No	Yds	Lg	TD	PD	FF	FR	Yds	TD				
9/9 vs. MIA								PHYSICALLY UNABLE TO PERFORM												
9/16 @ JAX								PHYSICALLY UNABLE TO PERFORM												
9/23 @ DEN								PHYSICALLY UNABLE TO PERFORM												
9/30 vs. TEN								PHYSICALLY UNABLE TO PERFORM												
10/8 @ NYJ								PHYSICALLY UNABLE TO PERFORM												
10/14 vs. GB								PHYSICALLY UNABLE TO PERFORM												
10/21 vs. BAL								PHYSICALLY UNABLE TO PERFORM												
11/4 vs. BUF								PHYSICALLY UNABLE TO PERFORM												
11/11 @ CHI								PHYSICALLY UNABLE TO PERFORM												
11/18 vs. JAX	1	0	7	4	3	0	0	0	0	0	0	0	0	0	0	0	0			
11/22 @ DET	1	1	13	5	8	0	0	0	0	0	0	0	0	0	1	0	0			
12/2 @ TEN	1	1	7	3	4	0	0	1	-2	-2	0	1	0	0	0	0	0			
12/10 @ NE																				
12/16 vs. IND																				
12/23 vs. MIN																				
12/30 @ IND																				
2012 Totals	3	2	27	12	15	0.0	0.0	1	-2	0	0	1	0	1	0	0	0			

Sharpton's Career Statistics

		Tackles						Interceptions					Fumbles				
Year	Team	G	GS	Tot	Solo	Asst	Sk	Yds	No	Yds	Lg	TD	PD	FF	FR	Yds	TD
2010	HOU	12	6	21	13	8	1.0	9.0	0	0	0	0	0	0	0	0	0
2011	HOU	8	0	9	9	0	0.0	0.0	0	0	0	0	0	0	0	0	0
2012	HOU	3	2	27	12	15	0.0	0.0	1	-2	0	0	1	0	1	0	0
NFL Totals		23	8	57	34	23	1.0	9.0	1	-2	0	0	1	0	1	0	0

Sharpton's Career Highs

Tackles	13	at Detroit, 11/22/12
Sacks	1.0	vs. Baltimore (J. Flacco), 12/13/10
Interceptions	1	at Tennessee, 12/2/12



ANTONIO SMITH DEFENSIVE END

Height: 6-4 | Weight: 280 | College: Oklahoma State |
Hometown: Oklahoma City, Okla. | 8th NFL Season |
4th with Texans | Age as of Kickoff Weekend 2012: 30 |
Acquired: UFA-'09 (Arizona) | 2012 GP/GS: 12/12 |
Career GP/GS: 121/98 | Teams: Arizona, 2004-08; Houston, 2009-12 |

94

TRANSACTIONS: Selected by Arizona Cardinals in the fifth round (135th overall) of the 2004 NFL Draft... Signed by Cardinals on July 27, 2004... Released by Cardinals on Sept. 5, 2004... Re-signed by Cardinals to practice squad on Sept. 6, 2004... Signed by Cardinals to active roster on Dec. 15, 2004... Assigned by Cardinals to Hamburg Sea Devils in 2005 NFL Europe enhancement allocation program on Feb. 14, 2005... Released by Cardinals on Sept. 4, 2005... Re-signed by Cardinals to practice squad on Sept. 8, 2005... Signed by Cardinals to active roster on Oct. 6, 2005... Re-signed with Cardinals on April 5, 2007... Re-signed with Cardinals on April 3, 2008... Signed by Houston Texans on March 1, 2009.

HONORS:

- Pro Bowl (2012)

CAREER:

- Joined the Texans as an unrestricted free agent prior to the 2009 season
- Started 58-of-59 games in his three-plus seasons in Houston and has registered 132 tackles, 20.0 sacks, six forced fumbles and three fumble recoveries
- Played in 61 games with 39 starts over five seasons with the Arizona Cardinals
- Spent the spring of 2005 with the Hamburg Sea Devils of NFL Europe, starting 9-of-10 games and finished with six sacks, 28 tackles and a forced fumble while earning All-NFL Europe honors
- Worked his way up from the Cardinals practice squad to become a regular starter, eventually starting all three playoff games for the Cardinals in their run to Super Bowl XLII

2012 (Houston 12/12):

- Named one of the defensive captains for the 2012 season
- Assisted on a sack of Ryan Tannehill in the season opener vs. Miami (9/9)
- Made three tackles (one solo) including assisting on a sack at Jacksonville (9/16)
- Made three tackles (two solo) and had two hits on the quarterback at Denver (9/23)
- Sacked Matt Hasselbeck for a 1-yard loss, forcing a fumble on the play vs. Tennessee (9/30)
- Registered a season-high six tackles (three solo) one quarterback hit at the New York Jets (10/8)
- Had four tackles (three solo) vs. Green Bay (10/14)
- Registered his third and fourth sacks of the season when he dropped Joe Flacco on consecutive plays in the fourth quarter vs. Baltimore (10/21)
- Had four tackles (two solo) vs. Buffalo (11/4)
- Collected two passes defended vs. Jacksonville (11/18)
- Recorded three tackles (two solo) and a blocked pass at Detroit (11/22)
- Made three tackles including a sack for a 9-yard loss, forced a fumble and recovered a fumble at Tennessee (12/2)

2011 (Houston 16/16):

- Named one of the defensive captains for the 2011 season and finished second on the team with a career-high 6.5 sacks along with one forced fumble and 25 tackles (19 solos)
- Recorded one sack for a loss of 7 yards, one forced fumble and two quarterback pressures to go along with three tackles (one solo) in the season opener vs. Indianapolis (9/11)
- Made two solo tackles, one sack for a loss of 9 yards and one pass defended at Miami (9/18)
- Recorded a sack in his third straight game for the second time in his career at New Orleans (9/25)
- Made two solo tackles vs. Pittsburgh (10/2), including a fourth-quarter sack of Ben Roethlisberger
- Had three solo tackles and two hits on the quarterback at Baltimore (10/16)
- Sacked Matt Hasselbeck twice in the season finale vs. Tennessee (11/12), giving him a career-high 6.5 sacks on the season
- Sacked Andy Dalton for an 8-yard loss as part of a five tackle day in AFC Wild Card Playoff vs. Cincinnati (1/7/12)
- Recorded three tackles (two solo) in AFC Divisional Playoff at Baltimore (1/15/12)

2010 (Houston 16/16):

- Named one of the defensive captains for the 2010 season
- Started all 16 games while registering 38 tackles (23 solo) and four sacks
- Assisted on a sack and had three quarterback hits and a pass defended vs. Indianapolis (9/12)
- Made four solo tackles, two sacks and forced a fumble at Oakland (10/3)
- Recorded three tackles (two solo) and had a pass defended vs. Kansas City (10/17)
- Had four solo tackles and assisted on a sack with Mario Williams vs. San Diego (11/7)
- Registered four tackles (two solo) and had a hit on the quarterback at the New York Jets (11/21)
- Notched two tackles (one solo) and two hits on the quarterback vs. Tennessee (11/28)
- Made his fourth sack of the season as part of a three-tackle day including two for a loss at Tennessee (12/19)
- Assisted on three tackles and had four quarterback hits in the season finale vs. Jacksonville (12/11)

2009 (Houston 16/15):

- Made 34 tackles including 4.5 sacks, two forced fumbles and two fumble recoveries
- Made his Texans debut, starting at defensive end and recording three solo tackles and a forced fumble vs. the New York Jets (9/13)
- Made two solo tackles, including one for a loss vs. Oakland (10/4) as well as recording two quarterback hits and recovering a fumble
- Assisted on one tackle and recovered a fumble at Cincinnati (10/18)
- Made his first sack as a Texan as part of a day that included two tackles (two solo), three quarterback hits and one tackle for a loss at Buffalo (11/1)

- Had two solo tackles, one sack for a loss of 6 yards and a forced fumble at Indianapolis (11/8)
- Made three solo tackles, including one for a loss and a quarterback hit vs. Tennessee (11/23)
- Teamed with DE Connor Barwin on a 10-yard sack of Jaguars QB David Garrard at Jacksonville (12/6), finishing with two total tackles and two quarterback hits
- Made four tackles (three solo) at St. Louis (12/20) including a sack of Rams QB Keith Null for a loss of 8 yards
- Had two tackles (one solo), three quarterback hits and combined with DT Jeff Zgonina for a sack on Chad Henne for a loss of 8 yards at Miami (12/27)

2008 (Arizona 16/10):

- Started 10 regular-season games and three playoff games for the NFC Champion Cardinals, including Super Bowl XLII
- Finished with 41 total tackles (31 solo), 3.5 sacks, two forced fumbles and three fumble recoveries
- Recorded three solo tackles and his first sack of the season for an 8-yard loss at Seattle (11/16)
- Recorded four solo tackles, including two solos, and a half-sack at Philadelphia (11/27)
- Started and recorded a season-high five solo tackles and one sack vs. Minnesota (12/14)
- Made three solo tackles and a sack in playoff-clinching win vs. Seattle (12/28)
- Had three solo tackles and a sack in NFC Wild Card Playoff win against Atlanta (1/3/09)
- Started and recorded two solo tackles and a sack in NFC Divisional Playoff win at Carolina (1/10/09)
- Started and had one solo tackle in NFC Championship Game victory against Philadelphia (1/18/09)
- Started and notched two tackles, including one solo, in Super Bowl XLII vs. Pittsburgh (2/1/09)

2007 (Arizona 16/13):

- Started 13-of-16 games played and registered a career-high 60 tackles and 5.5 sacks while finishing tied for third in the NFL in defensive fumble recoveries with three
- Recovered a second-quarter fumble at 49ers 36-yard line to set up touchdown in the season opener at San Francisco (9/10)
- Led team with one sack and one quarterback hit in the home opener vs. Seattle (9/16)
- Tied season highs with seven total tackles and five unassisted tackles as well as recorded one sack and one tackle for loss vs. Pittsburgh (9/30)
- Recorded one quarterback hit and one sack vs. Carolina (10/14) to set a single-season career high with 3.5 sacks in six games
- Totaled one forced fumble, two quarterback hits and recovered a fumble and advanced it to the Arizona 49 yard-line in the third quarter that led to a touchdown vs. Detroit (11/11)
- Recovered first-quarter fumble as well as one quarterback pressure and one quarterback hit vs. Cleveland (12/2)

2006 (Arizona 16/8):

- Appeared in all 16 games for the first time in his career, starting eight, while also recording 25 tackles
- Recorded one tackle and recovered his first career fumble late in the fourth quarter vs. St. Louis (9/24)
- Had four tackles while registering his first sack of the season when he corralled Michael Vick in the second quarter at Atlanta (10/1)
- Earned his first start of the season at defensive tackle, collected two tackles and two quarterback pressures vs. Chicago (10/16)
- Collected three tackles, a half sack and a quarterback pressure at St. Louis (12/3)
- Had four tackles, one sack and a quarterback pressure vs. Seattle (12/10)
- Collected five tackles, two tackles for a loss and a fumble recovery which he picked up and ran back four yards for a touchdown vs. Denver (12/17)

2005 (Arizona 11/8):

- Recorded his first career start at Detroit (11/13) and recorded three tackles including one for a loss
- Recorded two tackles and forced a fumble vs. Jacksonville (11/27)
- Recorded his first two career sacks at Houston (12/18) bringing down David Carr while also adding one tackle
- Sacked Jim Sorgi for his third sack of the season at Indianapolis (1/10/06)

2004 (Arizona 2/0):

- Signed to the 53-man active roster on 12/15 after spending the first 13 weeks as a member of the practice squad
- Saw action on defense in his first game on the active roster vs. St. Louis (12/19) and at Seattle (12/26) and recorded one QB pressure

COLLEGE:

- Two-year starter at Oklahoma State after transferring from Northeastern Oklahoma A&M College
- Though his senior season was shortened by a leg injury, still managed to record two-year totals of 60 tackles (30 solos), 8.5 sacks, seven quarterback pressures and three pass deflections in 24 games

PERSONAL:

- Attended John Marshall (Oklahoma City, Okla.) High School where he was named all-city and honorable mention all-state as a senior
- Did not begin playing football until ninth grade at the urging of a friend
- Also lettered in track and earned all-city recognition in shot put
- Education major at Oklahoma State



SMITH, ANTONIO

Smith's 2012 Season Statistics

Date, Opp	Tackles							Interceptions					Fumbles			
	G	GS	Tot	Solo	Asst	Sk	Yds	No	Yds	Lg	TD	PD	FF	FR	Yds	TD
9/9 vs. MIA	1	1	2	1	1	0.5	4.0	0	0	0	0	0	0	0	0	0
9/16 @ JAX	1	1	3	1	2	0.5	4.0	0	0	0	0	0	0	0	0	0
9/23 @ DEN	1	1	3	2	1	0.0	0.0	0	0	0	0	0	0	0	0	0
9/30 vs. TEN	1	1	2	1	1	1.0	1.0	0	0	0	0	0	1	0	0	0
10/8 @ NYJ	1	1	6	3	3	0.0	0.0	0	0	0	0	0	0	0	0	0
10/14 vs. GB	1	1	4	3	1	0.0	0.0	0	0	0	0	0	0	0	0	0
10/21 vs. BAL	1	1	5	4	1	2.0	17.0	0	0	0	0	0	0	0	0	0
11/4 vs. BUF	1	1	4	2	2	0.0	0.0	0	0	0	0	0	0	0	0	0
11/11 @ CHI	1	1	1	0	1	0.0	0.0	0	0	0	0	0	0	0	0	0
11/18 vs. JAX	1	1	0	0	0	0.0	0.0	0	0	0	0	2	0	0	0	0
11/22 @ DET	1	1	3	2	1	0.0	0.0	0	0	0	0	1	0	0	0	0
12/2 @ TEN	1	1	3	3	0	1.0	9.0	0	0	0	0	0	1	1	0	0
12/10 @ NE																
12/16 vs. IND																
12/23 vs. MIN																
12/30 @ IND																
2012 Totals	12	12	36	22	14	5.0	35.0	0	0	0	0	3	2	1	0	0

Smith's Career Statistics

Year	Team	Tackles							Interceptions					Fumbles			
		G	GS	Tot	Solo	Asst	Sk	Yds	No	Yds	Lg	TD	PD	FF	FR	Yds	TD
2004	Ari	2	0	0	0	0	0.0	0.0	0	0	0	0	0	0	0	0	0
2005	Ari	11	8	16	16	0	3.0	16.0	0	0	0	0	0	0	0	0	0
2006	Ari	16	8	25	15	10	2.5	9.0	0	0	0	0	0	0	2	4	1
2007	Ari	16	13	44	37	7	5.5	35.0	0	0	0	0	0	1	3	10	0
2008	Ari	16	10	41	31	10	3.5	24.0	0	0	0	0	0	2	3	16	0
2009	Hou	16	15	34	26	8	4.5	25.0	0	0	0	0	1	2	2	0	0
2010	Hou	16	16	38	23	15	4.0	28.0	0	0	0	0	2	1	0	0	0
2011	Hou	16	16	25	19	6	6.5	44.5	0	0	0	0	2	1	0	0	0
2012	Hou	12	12	36	22	14	5.0	35.0	0	0	0	0	3	2	1	0	0
NFL Totals		121	98	259	189	70	34.5	216.5	0	0	0	0	8	9	11	30	1

Smith's 2012 Season Highs

Sacks	2	vs. Baltimore (J. Flacco), 10/21/12
Tackles	6	at New York Jets, 10/8/12
Forced Fumbles	1	twice, last at Tennessee, 12/2/12
Passes Defensed	2	vs. Jacksonville, 11/18/12
Fumble Recoveries	1	at Tennessee, 12/2/12

Smith's Career Highs

Tackles	6	twice, most recent: at NY Jets, 10/8/12
Sacks	2	twice, last vs. Baltimore (J. Flacco), 10/21/12
Forced Fumbles	1	Eight times, most recent: at Tennessee, 12/2/12
Fumble Recoveries	1	Nine times, most recent: at Tennessee, 12/2/12
Touchdowns	1	vs. Denver, 4-yard FR, 12/17/06
Passes Defensed	2	vs. Jacksonville, 11/18/12



WADE SMITH GUARD

74

Height: 6-4 | Weight: 310 | College: Memphis |
Hometown: Dallas, Texas | 10th NFL Season |
3rd with Texans | Age as of Kickoff Weekend 2012: 31 |
Acquired: UFA-'10 (Kansas City) | 2012 GP/GS: 12/12 |
Career GP/GS: 118/78 | Teams: Miami, 2003-05; New York Jets, 2006-07;
Kansas City, 2008-09; Houston, 2010-12 |

TRANSACTIONS: Selected by the Miami Dolphins in the third round (78th overall) of the 2003 NFL Draft... signed by Dolphins on July 28, 2003...Released by Dolphins on Sept. 12, 2006...Signed by New York Jets on Sept. 15, 2006...Signed by Jets on March 12, 2007...Signed by Kansas City Chiefs on April 21, 2008... Signed by Houston Texans on March 16, 2010.

HONORS:

- 2010 USA Today All-Joe Team
- Madden Protectors Award (Week 7, 2011; Week 4, 2012)

CAREER:

- Started all 16 games in each of his first two seasons in Houston
- Played the majority of his snaps with the Kansas City Chiefs (2008-09) at right guard and center
- Worked primarily at tackle with the New York Jets (2006-07)
- Former third-round selection of Miami, started all 16 games at left tackle for the Dolphins as a rookie in 2003
- Has played in 118 career games with 78 starts and has played in three postseason contests

2012 (Houston 12/12):

- Part of an offensive line that cleared the way for Texans running backs to rush for 216 yards and three touchdowns while not allowing Matt Schaub to be sacked at Jacksonville (9/17)
- Helped provide protection for Matt Schaub, enabling him to tie a career-high with four touchdown passes at Denver (9/23)
- Helped Arian Foster rush for a season-high 152 yards and a touchdown at the New York Jets (10/8)
- Part of an offense that set a franchise record by scoring 43 points vs. Baltimore (10/21)
- Helped Foster go over 100 yards for the fourth time this season as he gained 111 yards on 24 carries and scored a touchdown vs. Buffalo (11/4)
- Part of an offense that set a franchise record with 640 yards of offense and tied the franchise scoring record with 43 points vs. Jacksonville (11/18) and put up another 501 yards at Detroit (11/22)

2011 (Houston 16/16):

- Paved the way for Ben Tate to rush for 116 yards vs. Indianapolis (9/11) and 103 yards at Miami (9/18)
- Provided pocket protection enabling Matt Schaub to throw for 373 yards and three touchdowns at New Orleans (9/25)
- Helped control the line of scrimmage, clearing the way for Arian Foster to rush for 155 yards and a touchdown vs. Pittsburgh (10/2)
- Recovered two fumbles, including one in the end zone for his first career touchdown at Baltimore (10/16)
- Part of an offense that put up 518 total yards, the third-highest in team history, which included two 100-yard rushers and a 100-yard receiver at Tennessee (10/23)
- Cleared holes on the offensive line enabling the Texans to rush for a franchise-record 261 yards, including two 100-yard rushers for the second time this season, vs. Cleveland (11/6)
- Paved the way for Foster to become the first player to rush for over 100 yards on the Falcons defense this season when he went for 111 yards on 31 carries vs. Atlanta (12/4)
- Helped Foster go over 100 yards for the sixth time this season and over 1,000 yards rushing for the second consecutive season vs. Carolina (12/18)
- Cleared holes on the offensive line for Foster to rush for 153 yards in AFC Wild Card Playoff vs. Cincinnati (1/7/12)
- Paved the way for Foster to rush for 132 yards, the most Baltimore's defense has ever given up in a postseason game, in AFC Divisional Playoff (1/15/12)

2010 (Houston 16/16):

- Started every game at left guard for an offense that set a franchise record averaging 386.6 yards per game to rank third in the NFL and produced the NFL's leading rusher
- Made his Texans debut, started at left guard and helped pave the way for Foster's franchise-record 231 yards rushing vs. Indianapolis (9/12)
- Provided pocket protection for Schaub, enabling him to throw for a franchise-record 497 yards and three touchdowns at Washington (9/19)
- Helped Texans running backs rush for 249 yards while allowing no sacks at Oakland (10/3)
- Provided protection for Schaub during his AFC Player of the Week performance vs. Kansas City (10/17)
- Cleared holes at left guard, allowing Foster to rush for 127 yards vs. San Diego (11/7)
- Opened holes for Foster to rush for 143 yards vs. Tennessee (11/28)
- Recovered a fumble at Tennessee (12/19)
- Paved the way for Foster to rush for 180 yards vs. Jacksonville (1/2/11) and wrap up the 2010 NFL rushing title

2009 (Kansas City 16/9):

- Played in all 16 games with nine starts in his second season with the Chiefs

2008 (Kansas City 15/7):

- Played in 15 games on special teams and saw duty in 10 contests on offense
- Started seven games, opening six games at right guard and one at center

2007 (New York Jets 14/0):

- Appeared as a reserve in 14 games

2006 (New York Jets 7/0):

- Played in seven games as a reserve offensive lineman
- Appeared in an AFC Wild Card at New England (1/7/07)

2005 (Miami 0/0):

- Spent the entire season on injured reserve with a right forearm injury suffered in training camp

2004 (Miami 6/2):

- Saw action in six contests with two starts and was inactive for 10 games
- Started at left tackle vs. Tennessee (9/11) and at Cincinnati (9/19)

2003 (Miami 16/16):

- Started all 16 games at left tackle
- Was a consensus all-rookie selection and the club's Newcomer of the Year by the South Florida media
- Started his first-career NFL contest at left tackle vs. the N.Y. Jets (9/3)

COLLEGE:

- Four-year letterman and two-year starter at Memphis
- Saw action at tight end his first two seasons before switching to tackle as a junior
- Played in 45 games (29 starts)
- Named second-team All-Conference USA as a senior in 2002
- Named the team's Offensive Lineman of the Year as a junior in 2001
- Graduated from Memphis with a degree in finance

PERSONAL:

- Was a two-year letterman as a tight end at Lake Highlands High School in Dallas
- Married to wife, Chareta, with a son, Nicholas, and two daughters, Arissa and Aalyiah

Smith's Career Statistics:

- Games/Starts: 2003: 16/16; 2004: 6/2; 2005: 0/0; 2006: 7/0; 2007: 14/0; 2008: 15/7; 2009: 16/9; 2010: 16/16; 2011: 16/16; 2012: 12/12; Total: 118/78.
- Postseason Games/Starts: 2006: 1/0; 2011: 2/2; Total: 3/2.
- Tackles: 6 total; 2009 – 4, 2011 – 2



BEN TATE RUNNING BACK

Height: 5-11 | Weight: 220 | College: Auburn |
Hometown: Salisbury, Md. | 3rd NFL Season |
3rd with Texans | Age as of Kickoff Weekend 2012: 23 |
Acquired: D2-'10 (58th overall) | 2012 GP/GS: 7/0 |
Career GP/GS: 22/2 | Teams: Houston, 2010-12 |

44

TRANSACTIONS: Selected by Houston Texans in the second round (58th overall) of the 2010 NFL Draft... Signed by Texans on July 29, 2010...Placed on injured reserve on Aug. 30, 2010.

HONORS:

- USA Today All-Joe Team (2011)

2012 (Houston 7/0):

- Had six yards on five carries in the season opener vs. Miami (9/9)
- Named the Offensive Player of the Game after rushing for 74 yards on 12 carries and two touchdowns at Jacksonville (9/16)
- Carried eight times for 26 yards at Denver (9/23)
- Inactive for five games
- Had 10 carries for 47 yards vs. Baltimore (10/21)
- Had 18 yards rushing on three attempts at Tennessee (12/2)

2011 (Houston 15/2):

- Ranked second on the team with 942 yards rushing in his first full season as a pro
- Made his NFL debut, rushing for 116 yards on 24 attempts and a touchdown vs. Indianapolis (9/11), the most rushing yards in a debut in Texans history
- Rushed for 103 yards on 23 attempts at Miami (9/18), becoming the first Texans running back and one of 11 running backs in NFL history to rush for over 100 yards in his first two appearances
- Rushed for 82 yards on 19 carries in his first career start at New Orleans (9/25)
- Had two carries for 20 yards vs. Pittsburgh (10/2) before leaving the game with a groin injury
- Carried nine times for 41 yards at Baltimore (10/16)
- Recorded his third 100-yard game of the season, rushing for 104 yards on 15 carries at Tennessee (10/23)
- Carried the ball five times for 42 yards (8.4 avg.) vs. Jacksonville (10/30)
- Named the Texans Offensive Player of the Game after rushing for 115 yards on 12 carries including a 27-yard touchdown run vs. Cleveland (11/6)
- Rushed 13 times for 63 yards and a touchdown at Tampa Bay (11/13)
- Had five carries for 26 yards (5.2 ypc) at Jacksonville (11/27)
- Carried the ball 11 times for 41 yards vs. Atlanta (12/4)
- Led the team in rushing with 67 yards on eight carries including a season-long of 44 yards at Cincinnati (12/11)
- Started the season finale vs. Tennessee (1/1/12) and rushed 16 times for 97 yards and a touchdown while also catching four passes for 24 yards
- Made his postseason debut, rushing for 37 yards on nine carries in AFC Wild Card Playoff vs. Cincinnati (1/7/12)

2010 (Houston 0/0):

- Missed the entire regular season after suffering a season-ending ankle injury in the first preseason game at Arizona (8/14)

COLLEGE:

- Started 19-of-47 games at Auburn and gained 3,321 yards with 24 touchdowns on 678 carries (4.9 average), adding 53 receptions for 336 yards (6.3 average) and eight kickoff returns for 186 yards (23.3 average)
- Generated 3,843 all-purpose yards, an average of 81.8 yards per game
- Finished his career ranked fifth in school history in rushing yardage
- 678 carries were second only to Carnell Williams' 741 in Auburn annals
- 24 touchdown runs tied Brent Fullwood (1983-86) for sixth on the Tigers' career-record chart
- Average of 70.7 yards per game rushing ranked ninth in school history
- Earned second-team All-Southeastern Conference honors from the Associated Press and third-team accolades from the league's coaches as a senior in 2009
- Just the second player in school history (Tommy Lorino, 1956-58) to lead the team in rushing three-straight years
- Selected to the honorable mention Freshman All-American team by The Sporting News in 2006
- Redshirted in 2005
- Graduated in May 2009 with a degree in criminology

PERSONAL:

- Attended Snow Hill (Md.) High School and set several Maryland state records, including most yards rushing in a season (2,886 as a junior) and career (5,920)
- Also set the state record for total offensive yards in a career with 6,123
- Gatorade State Player of the Year as a senior and a two-time consensus All-State pick
- Rushed 542 times for 5,920 yards (10.9 average) and 78 touchdowns in 37 career games played
- Son of Charlotte Green and Ben Tate Jr.

Tate's 2012 Season Statistics

Date, Opp	GP	GS	Rush	Yds	Avg	Lg	TD	Rec	Yds	Avg	Lg	TD
9/9 vs. MIA	1	0	5	6	1.2	6	0	3	22	7.3	8	0
9/16 @ JAX	1	0	12	74	6.2	25	2	4	23	5.8	11	0
9/23 @ DEN	1	0	8	26	3.3	9	0	0	0	--	--	0
9/30 vs. TEN	1	0	5	11	2.2	7	0	2	3	1.5	9	0
10/8 @ NYJ								INACTIVE				
10/14 vs. GB	1	0	3	14	4.7	10	0	0	0	--	--	0
10/21 vs. BAL	1	0	10	47	4.7	10	0	0	0	--	--	0
11/4 vs. BUF								INACTIVE				
11/11 @ CHI								INACTIVE				
11/18 vs. JAX								INACTIVE				
11/22 @ DET								INACTIVE				
12/2 @ TEN	1	0	3	18	6.0	8	0	0	0	--	--	0
12/10 @ NE												
12/16 vs. IND												
12/23 vs. MIN												
12/30 @ IND												
2012 Totals	7	0	46	196	4.3	25	2	9	48	5.3	11	0

Tate's Career Statistics

Year	Team	G	GS	Rush	Yds	Avg	Lg	TD	Rec	Yds	Avg	Lg	TD
2010	Hou								RESERVE/INJURED				
2011	Hou	15	2	175	942	5	56	4	13	98	8	14	0
2012	Hou	7	0	46	196	4.3	25	2	9	48	5.3	11	0
NFL Totals		22	2	221	1,138	5.1	56	6	22	146	6.6	14	0

Tate's 2012 Season Highs

Rushing Yards	74	at Jacksonville (12 attempts), 9/16/12
Rushing Attempts	12	at Jacksonville (74 yards), 9/16/12
Rushing Long	25	at Jacksonville, 9/16/12
Receiving Yards	23	at Jacksonville (4 attempts), 9/16/12
Receptions	4	at Jacksonville, 9/16/12
Receiving Long	11	at Jacksonville, 9/16/12

Tate's Career Highs

Rushing Yards	116	vs. Indianapolis (24 attempts), 9/11/11
Rushing Attempts	24	vs. Indianapolis (116 yards), 9/11/11
Rushing Touchdowns	2	at Jacksonville, 9/16/12
Rushing Long	44	at Cincinnati, 12/11/11
Receiving Yards	32	at Miami (4 receptions), 9/18/11
Receptions	4	three times, most recent: at Jacksonville, 9/16/12
Receiving Long	13	at Miami, 9/18/11



KEVIN WALTER WIDE RECEIVER

83

Height: 6-3 | Weight: 217 | College: Eastern Michigan |
Hometown: Vernon Hills, Ill. | 10th NFL Season |
7th with Texans | Age as of Kickoff Weekend 2012: 31 |
Acquired: RFA-'06 (Cincinnati) | 2012 GP/GS: 12/10 |
Career GP/GS: 148/89 | Teams: Cincinnati, 2003-05; Houston, 2006-12 |

TRANSACTIONS: Selected by New York Giants in seventh round (255th pick overall) of 2003 NFL draft... Signed by Giants on June 16, 2003... Claimed on waivers by Cincinnati Bengals on Aug. 26, 2003... Waived by Bengals on Aug. 31, 2003... Re-signed by Bengals to practice squad on Sept. 1, 2003... Activated on Oct. 16, 2003... Signed by Houston Texans on March 18, 2006.

CAREER:

- Has played in 148 career games with 89 starts, including 105 games (89 starts) with the Texans
- Career totals include 350 catches for 4,305 yards and 25 touchdowns
- Has also rushed 13 times for 82 yards
- Third on Texans all-time list in receiving yards (4,009) and receptions (318)

2012 (Houston 12/10):

- Caught two passes for 16 yards in the season opener vs. Miami (9/9)
- Made three receptions (all first downs) for 34 yards at Jacksonville (9/16)
- Led the team with 73 yards receiving including a 52-yard touchdown catch in the second quarter at Denver (9/23)
- Caught a pass for 8 yards vs. Tennessee (9/30)
- Had four receptions for 46 yards at the New York Jets (10/8)
- Had four receptions for a season-high 74 yards including a 25-yard touchdown in the first quarter vs. Baltimore (10/21)
- Caught two passes for 28 yards vs. Buffalo (11/4)
- Caught two passes for 20 yards at Chicago (11/11)
- Caught a season-high six passes for 54 yards vs. Jacksonville (11/18)
- Had two receptions for 20 yards at Detroit (11/22)
- Caught four passes for 33 yards at Tennessee (12/2)

2011 (Houston 15/14):

- Started 14-of-15 games, catching 39 passes for 474 yards and three touchdowns
- Caught one pass for 14 yards in the season opener vs. Indianapolis before leaving the game with a bruised collarbone
- Inactive at Miami (9/18) due to bruised collarbone
- Caught three passes for 35 yards, including a 20-yard touchdown reception at New Orleans (9/25)
- Had five receptions for a season-high 81 yards and a touchdown vs. Oakland (10/9)
- Made six catches for 52 yards at Baltimore (10/16)
- Led all Texans receivers with five receptions for 70 yards vs. Jacksonville (10/30)
- Named the Offensive Player of the Game with two catches for 15 yards at Jacksonville (11/27)
- Had a key 12-yard reception on third down that kept the game winning drive alive vs. Atlanta (12/4)
- Caught six passes for 76 yards including the game-winning touchdown pass from T.J. Yates with two seconds remaining to clinch the AFC South title at Cincinnati (12/11)
- Had two receptions for 26 yards vs. Carolina (12/18)
- Led the team with 47 yards receiving on three receptions at Indianapolis (12/22)
- Caught one pass for 11 yards in AFC Wild Card Playoff vs. Cincinnati (1/7/12)
- Had two receptions for 25 yards in AFC Divisional Playoff at Baltimore (1/15/12)

2010 (Houston 16/16):

- Started all 16 games catching 51 passes for 621 yards and five touchdowns
- Had two receptions for 29 yards and a touchdown in the season opener vs. Indianapolis (9/12)
- Caught 11 passes for 144 yards and a touchdown at Washington (9/19)
- Caught a touchdown pass for the third consecutive game and totaled 34 yards on four receptions vs. Dallas (9/26)
- Caught six passes for 90 yards and a touchdown at Jacksonville (11/14)
- Gained 57 yards on five receptions vs. Baltimore (12/13)
- Led the Texans receivers with seven receptions and 79 yards and a touchdown at Tennessee (12/19)
- Caught three passes for 54 yards in the season finale vs. Jacksonville (1/2/11)

2009 (Houston 14/14):

- Started the final 14 games of the season, catching 53 passes for 611 yards and two touchdowns
- Made his first start of the season vs. Jacksonville (9/27) and led the team in receiving with 96 yards on seven receptions, along with one rush for 11 yards
- Also scored his first touchdown of the season on a 9-yard reception in the second quarter
- Started at wide receiver and caught one pass for 41 yards vs. Oakland (10/4)
- Made five receptions for 67 yards at Indianapolis (11/8)
- Played in his 100th career game and caught four passes for 27 yards vs. Tennessee (11/23)
- Tied for the team lead with seven catches for a game-high 73 yards vs. Indianapolis (11/29)
- Made four receptions for 54 yards and two first downs at Jacksonville (12/6)
- Caught four passes for 42 yards and a touchdown at St. Louis (12/20)

2008 (Houston 16/16):

- Started in all 16 games for the first time in his career and finished the season with 60 receptions for 899 yards and eight touchdowns
- Eight scoring catches tied the team record and tied for third-most in the AFC
- Teamed with Andre Johnson to become the most productive receiving tandem in the NFL with a combined 2,474 yards
- Caught three passes for 41 yards, including a touchdown pass from QB Matt Schaub in the fourth

- quarter at Pittsburgh (9/7)
- Finished with eight catches for 76 yards along with a career-high two touchdowns at Jacksonville (9/28)
- Caught four passes for 98 yards vs. Miami (10/12)
- Caught five passes for 70 yards and two touchdowns vs. Cincinnati (10/26)
- Caught four passes for 85 yards, including a 60-yard touchdown vs. Baltimore (11/9)
- Caught three passes for 79 yards, including a career-long 61-yard catch in the first quarter at Indianapolis (11/16)
- Caught his seventh touchdown pass of the season and the 13th of his career at Cleveland (11/23)
- Caught six passes for 146 yards and one touchdown at Green Bay (12/7)
- His 58-yard touchdown catch in the first quarter was his eighth of the season, tying the franchise single-season record set by Andre Johnson in 2007 and putting him over 2,000 yards in his career

2007 (Houston 16/15):

- Started 15 of 16 games and caught a career-high 65 passes for 800 yards and five touchdowns
- Was the only Texans receiver to start more than 10 games in 2007
- Tied a team record with 12 receptions in one game
- One of three Texans to have 800-plus receiving yards on the season
- Started at Carolina (9/16), recovered a fumbled kickoff in the end zone for his first Texans touchdown
- Started at Jacksonville (10/14), had 12 receptions for 160 yards, which tied Andre Johnson's Texans record for receptions in a game
- Started at wide receiver vs. Tennessee (10/21) and made six receptions for 97 yards, his second-highest receiving total of the season, and his first receiving touchdown as a Texan
- Started at Cleveland (11/25) and made six receptions for 65 yards and a touchdown
- Started at Indianapolis (12/23) and had four receptions for 69 yards

2006 (Houston 16/2):

- Played in all 16 games, starting two, in his first season as a Texan
- Saw the majority of his action on special teams and played sparingly as reserve wide receiver
- Caught 17 passes for 160 yards with a long reception of 15 yards
- Made his first start of the season at WR vs. Miami (10/1) and caught a season-high three passes for 25 yards, with a long gain of 10 yards
- Caught two passes for 22 yards, including a 13-yard reception on the Texans touchdown drive in the fourth quarter at New York Jets (11/26)

2005 (Cincinnati 16/2):

- Played in all 16 games for the second consecutive year
- Made 19 receptions for 211 receiving yards and one touchdown
- Contributed 17 special teams tackles
- Caught four passes for 47 yards and touchdown at Cleveland (9/11)
- Had a season-high 65 receiving yards on four catches at Tennessee (10/16)

2004 (Cincinnati 16/0):

- Played in all 16 games for the first time in his career with no starts
- Caught eight balls for 67 yards
- Finished fifth on the team with 14 special teams tackles
- Caught two passes for 23 yards, including a long of 18 yards in his first two-catch game of his career at Washington (11/14)

2003 (Cincinnati 11/0):

- Played in 11 games with no starts
- Joined the Bengals after being released by the New York Giants at the end of training camp
- Spent the first five games on the practice squad
- Caught three passes for 18 yards
- Made NFL debut and had one special teams tackle vs. Baltimore (10/19)
- First career reception of nine yards at San Diego (11/23).

COLLEGE:

- Left Eastern Michigan with school records for receptions with 211, receiving yards with 2,838 and touchdown catches with 20
- Made at least one catch in each of his last 34 games
- Earned first-team All-MAC honors as a senior with 93 receptions for 1,368 receiving yards, which were both school single-season records

PERSONAL:

- Married to Caroline
- Attended Libertyville (Ill.) High School, where he lettered three times in football and was named first-team all-state as a senior
- General business major at Eastern Michigan
- Hometown is Vernon Hills, Ill., located just outside of Chicago
- Born Kevin Patrick Walter



WALTER, KEVIN

Walter's 2012 Season Statistics

Date, Opp	GP	GS	Rush	Yds	Avg	Lg	TD	Rec	Yds	Avg	Lg	TD
9/9 vs. MIA	1	1	0	0	--	--	0	2	16	8.0	10	0
9/16 @ JAX	1	1	0	0	--	--	0	3	34	11.3	15	0
9/23 @ DEN	1	0	0	0	--	--	0	3	73	24.3	52	1
9/30 vs. TEN	1	1	0	0	--	--	0	1	8	8.0	8	0
10/8 @ NYJ	1	1	0	0	--	--	0	4	46	11.5	18	0
10/14 vs. GB	1	0	0	0	--	--	0	2	28	14.0	18	0
10/21 vs. BAL	1	1	0	0	--	--	0	4	74	18.5	34	1
11/4 vs. BUF	1	1	0	0	--	--	0	2	28	14.0	18	0
11/11 @ CHI	1	1	0	0	--	--	0	2	30	15.0	23	0
11/18 vs. JAX	1	1	0	0	--	--	0	6	54	9.0	13	0
11/22 @ DET	1	1	0	0	--	--	0	2	20	10.0	15	0
12/2 @ TEN	1	1	0	0	--	--	0	4	33	8.3	18	0
12/10 @ NE												
12/16 vs. IND												
12/23 vs. MIN												
12/30 @ IND												
2012 Totals	12	10	0	0	--	--	0	35	444	12.7	52	2

Walter's Career Statistics

Year	Team	G	GS	Rush	Yds	Avg	Lg	TD	Rec	Yds	Avg	Lg	TD
2003	Cin	11	0	0	0	--	--	0	3	18	6.0	9	0
2004	Cin	16	0	0	0	--	--	0	8	67	8.4	18	0
2005	Cin	16	2	0	0	--	--	0	19	211	11.1	33	1
2006	Hou	16	2	1	3	3.0	3	0	17	160	9.4	15	0
2007	Hou	16	15	5	30	6.0	13	0	65	800	12.3	46	4
2008	Hou	16	16	3	23	7.7	13	0	60	899	14.9	61	8
2009	Hou	14	14	4	26	6.5	11	0	53	611	11.5	41	2
2010	Hou	16	16	0	0	--	--	0	51	621	12.2	35	5
2011	Hou	15	14	0	0	--	--	0	39	474	12.2	41	3
2012	Hou	12	10	0	0	--	--	0	35	444	13	52	2
NFL Totals		148	89	13	82	5.8	13	0	350	4,305	11.1	61	25

Walter's 2012 Season Highs

Receptions	6	vs. Jacksonville (54 yards), 11/18/12
Receiving Yards	74	vs. Baltimore, 10/21/12
Receiving Long	52t	at Denver, 9/23/12
Touchdowns	1	twice, most recent: vs. Baltimore, 10/21/12

Walter's Career Highs

Receptions	12	at Jacksonville (160 yards), 10/14/07
Receiving Yards	160	at Jacksonville (12 receptions), 10/14/07
Receiving Long	61	at Indianapolis, 11/16/08
Touchdowns	2	twice, most recent: vs. Cincinnati, 10/26/08

Additional Statistics

Special Teams Tackles: 33 total; 2003 – 3, 2004 – 11, 2005 – 10, 2006 – 8, 2007 – 1.
Tackles: 12 total; 2006 – 2, 2007 – 3, 2008 – 4, 2009 – 1; 2011 – 2.



J.J. WATT DEFENSIVE END

Height: 6-5 | Weight: 288 | College: Wisconsin |
Hometown: Pewaukee, Wisc. | 2nd NFL Season |
2nd with Texans | Age as of Kickoff Weekend 2012: 23 |
Acquired: D1, 2011 (11th overall) | 2012 GP/GS: 12/12 |
Career GP/GS: 28/28 | Teams: Houston, 2011-12 |

99

TRANSACTIONS: Selected by Houston Texans in the first round (11th overall) of the 2011 NFL Draft... Signed by Texans on July 31, 2011.

HONORS:

- AFC Defensive Player of the Week (Week 2, 2012)
- AFC Defensive Player of the Month (September, 2012)
- Team Rookie of the Year (2011)
- Pro Football Weekly/PFWA All-Rookie Team (2011)
- USA Today All-Joe Team (2011)

CAREER:

- 2011 first-round draft choice who has started all 28 games in his career to date
- Has recorded 21.0 sacks, four fumble recoveries and 19 passes defended
- Emerged on the national scene in the playoffs following the 2011 season with 3.5 sacks and an interception return for a touchdown in two postseason games

2012 (Houston 12/12):

- Leads the AFC and is second in the NFL with 15.5 sacks on the season
- Had six tackles (four solo), 1.5 sacks, and three passes defended, two of which were intercepted by his teammates in the season opener vs. Miami (9/9)
- Set a career-high with nine tackles (six solo) to go along with 1.5 sacks, two passes defended and a fumble recovery at Jacksonville (9/16), earning AFC Defensive Player of the Week honors
- Led the defense with 10 tackles while sacking Peyton Manning 2.5 times at Denver (9/23)
- Recorded seven tackles (five solo) including two sacks and recovered a fumble at Tennessee (9/30)
- Extended his sack streak to five games with one of Mark Sanchez to go along with a team-high nine tackles (six solo) and three passes defended at the New York Jets (10/8)
- Made seven tackles (six solo) including two sacks of Aaron Rodgers vs. Green Bay (10/14)
- Caused an interception for the fourth time this season when he tipped a pass that was intercepted by Johnathan Joseph vs. Baltimore (10/21)
- Sacked Ryan Fitzpatrick for a 6-yard loss vs. Buffalo (11/4) to become the third Texans player to record 10 or more sacks in a season
- Became the 11th NFL player since 1982 to record 10 or more sacks and 10 or more passes defended in a season
- Had two tackles (two solo) at Chicago (11/11)
- Registered ten tackles (nine solo), one sack for a loss of six yards and one pass defended vs. Jacksonville (11/18)
- Broke the franchise's single-season sack record with three sacks at Detroit (11/22) and also recorded six tackles and two passes defended
- Joined Hall of Fame DE Reggie White as the only players in NFL history to record 15 or more sacks and 13 passes defended in a season when he sacked Tennessee QB Jake Locker for a 6-yard loss in the second quarter. The sack gave him 15.5 on the year to go along with 15 passes defended. His 15 passes defended is a League record for the most passes defended in a season by a defensive lineman.

2011 (Houston 16/16):

- Recorded one fumble recovery, one quarterback pressure and five solo tackles in the season opener vs. Indianapolis (9/11)
- Blocked a field goal and recorded four tackles (three solo) at Miami (9/18)
- Recorded his first career sack to go along with four solo tackles at New Orleans (9/25)
- Recorded three solo tackles and recorded his second sack of the season when he brought down Matt Hasselbeck for a loss of 12 yards at Tennessee (10/23)
- Was second on the team with five solo tackles vs. Jacksonville (10/30)
- Recovered a fumble and had three tackles (two solo) vs. Cleveland (11/6)
- Had three solo tackles and assisted on a sack with Connor Barwin at Tampa Bay (11/13)
- Sacked Blaine Gabbert twice and had seven tackles at Jacksonville (11/27)
- Tied a season-high with seven tackles (five solo) including one for a loss vs. Carolina (12/18)
- Recorded five solo tackles including a sack of Dan Orlovsky for an 8-yard loss while also breaking up three passes at Indianapolis (12/22)
- Tied for the team lead with 3.5 sacks and ranked third on the team with 14 tackles in the postseason
- Intercepted a pass in the second quarter and returned it 29 yards for a touchdown to go along with a sack of Andy Dalton for a 7-yard loss in AFC Wild Card Playoff vs. Cincinnati (1/7/12)
- Recorded game-high 12 tackles (nine solo) and 2.5 sacks for a loss of 22 yards in AFC Divisional Playoff at Baltimore (1/15/12)

COLLEGE:

- Started all 26 games he played in for the Badgers at strong-side defensive end, recording 106 tackles (74 solos) with 11.5 sacks for minus 75 yards, 36.5 stops for losses of 144 yards and 28 quarterback pressures
- Recovered five fumbles (one with Central Michigan) and caused four others, blocked four kicks and deflected 13 passes
- All-American first-team selection by The NFL Draft Report, earning second-team honors from the Associated Press and Sports Illustrated and consensus All-Big Ten Conference first-team choice
- Recipient of the Lott IMPACT Trophy and was also named Lott IMPACT Player of the Week for his performance vs. Ohio State
- Started all 13 games in 2010 at strong-side defensive end, finishing second on the team with 62 tackles (42 solos) while leading the Badgers with seven sacks for minus 56 yards, finishing third

- nationally with 21.0 stops for losses totaling 91 yards
- Blocked three kicks and deflected eight passes and intercepted another for a 15-yard return
- Sophomore All-American and second-team All-Big Ten Conference selection by The NFL Draft Report in 2009, earning All-Big Ten honorable mention from the league's coaches and media and also chosen Academic All-Big Ten

PERSONAL:

- Served as the Grand Marshal of the 2012 Houston Lifestock Show and Rodeo and Art Car Parade
- Life sciences communication major, earning Academic All-Big Ten Conference honors
- Attended Pewaukee (Wisc.) High School and earned All-Woodland Conference, All-Area and All-Parkland County honors as a senior while garnering All-State accolades
- Received Woodland Conference Player of the Year recognition in 2006

Watt's 2012 Season Statistics

Date, Opp	Tackles							Interceptions					Fumbles				
	G	GS	Tot	Solo	Asst	Sk	Yds	No	Yds	Lg	TD	PD	FF	FR	Yds	TD	
9/9 vs. MIA	1	1	6	4	2	0.5	4.0	0	0	0	0	3	0	0	0	0	
9/16 @ JAX	1	1	9	6	3	1.5	11.0	0	0	0	0	2	0	1	0	0	
9/23 @ DEN	1	1	10	7	3	2.5	11.5	0	0	0	0	0	0	0	0	0	
9/30 vs. TEN	1	1	7	5	2	2.0	17.0	0	0	0	0	0	0	1	0	0	
10/8 @ NYJ	1	1	9	6	3	1.0	5.0	0	0	0	0	3	0	0	0	0	
10/14 vs. GB	1	1	7	6	1	2.0	10.0	0	0	0	0	0	0	0	0	0	
10/21 vs. BAL	1	1	4	2	2	0.0	0.0	0	0	0	0	2	0	0	0	0	
11/4 vs. BUF	1	1	7	5	2	1.0	6.0	0	0	0	0	0	0	0	0	0	
11/11 @ CHI	1	1	2	2	0	0.0	0.0	0	0	0	0	0	0	0	0	0	
11/18 vs. JAX	1	1	10	9	1	1.0	6.0	0	0	0	0	1	0	0	0	0	
11/22 @ DET	1	1	6	6	0	3.0	22.0	0	0	0	0	2	0	0	0	0	
12/2 @ TEN	1	1	6	6	0	1.0	6.0	0	0	0	0	2	1	0	0	0	
12/10 @ NE																	
12/16 vs. IND																	
12/23 vs. MIN																	
12/30 @ IND																	
2012 Totals	12	12	83	64	19	15.5	98.5	0	0	0	0	15	1	2	0	0	

Watt's Career Statistics

Year	Team	Tackles							Interceptions					Fumbles			
		G	GS	Tot	Solo	Asst	Sk	Yds	No	Yds	Lg	TD	PD	FF	FR	Yds	TD
2011	Hou	16	16	59	52	7	5.5	47.5	0	0	0	0	4	0	2	2	0
2012	Hou	12	12	83	64	19	15.5	98.5	0	0	0	0	15	1	2	0	0
NFL Totals		28	28	142	116	26	21.0	146.0	0	0	0	0	19	1	4	2	0

Watt's 2012 Season Highs

Tackles	10	at Denver, 9/23/12
Sacks	3.0	at Detroit, 11/22/12
Passes Defended	3	twice, most recent: at New York Jets, 10/8/12
Fumble Recoveries	1	twice, most recent: vs. Tennessee, 9/30/12
Forced Fumbles	1	at Tennessee, 12/2/12

Watt's Career Highs

Tackles	10	at Denver, 9/23/12
Sacks	3.0	at Detroit, 11/22/12
Passes Defended	3	three times, most recent: at New York Jets, 10/8/12
Fumble Recoveries	1	four times, most recent: vs. Tennessee, 9/30/12
Forced Fumbles	1	at Tennessee, 12/2/12



JON WEEKS

LONG SNAPPER

Height: 5-10 | Weight: 242 | College: Baylor |
 Hometown: Bethpage, N.Y. | 3rd NFL Season |
 3rd with Texans | Age as of Kickoff Weekend 2012: 26 |
 Acquired: FA-'10 | 2012 GP/GS: 12/0 |
 Career GP/GS: 44/0 | Teams: Houston, 2010-12 |

46

TRANSACTIONS: Signed by Houston Texans on April 28, 2010.

CAREER:

- Signed with the Texans during the 2010 offseason and made the roster out of training camp
- Played in 44 career games

2012 (Houston 12/0):

- Served as long snapper on extra points, field goal and punts in the first eight games of the season
- Recorded a special teams tackle at Denver (9/30)

2011 (Houston 16/0):

- Served as long snapper on extra points, field goal and punts for all 16 games of the season
- Helped K Neil Rackers set team records for field goals made (32) and points in a season (135)
- Helped rookie P Brett Hartmann set a team record with a 44.4 gross punt average
- Made his postseason debut and saw action on special teams in AFC Wild Card Playoff vs. Cincinnati (1/7/12)

2010 (Houston 16/0):

- Served as long snapper on extra points, field goal and punts in all 16 contests
- Efforts helped kicker Neil Rackers convert 27-of-30 field goal attempts and 43-of-43 extra point opportunities while tying Kris Brown's Texans record for 124 points in a season
- Made his professional debut long snapping in the season opener vs. Indianapolis (9/12)
- Snapped on punt/field goal attempts at Washington (9/19) including Rackers' game-winning 35-yard field goal
- Reached 125 consecutive perfect snaps with seven successful long snaps at Tennessee (12/19)
- Contributed to Rackers hitting all three field goal attempts including a career long of 57 yards at Denver (12/26)

COLLEGE:

- Originally attended Baylor as an invited walk-on
- Earned a scholarship after his freshman season
- Was discovered at a special teams camp by the Baylor special teams coach
- Snapped for two-time Ray Guy Award winner Daniel Sepulveda
- Handled the long-snapping chores for the Bears from 2004-07 and earned four varsity letters

PERSONAL:

- An all-region offensive and defensive lineman for Mountain Ridge (Glendale, Ariz.) High School.
- Two-way player of the year selection
- Friday Night Fever Defensive Line Player of the Year
- Received the Curley Culp Award as Arizona's best defensive lineman
- Mountain Ridge recorded four straight winning records during his prep career and captured regional titles in both 2000 and 2002
- Mountain Lions went 24-2 during Weeks' last two seasons, which included a 14-1 mark and a state semifinal appearance as a junior in 2002
- Was in training to be an EMT when called by the Texans for a tryout

Additional Statistics

- Kick/Punt Snap Attempts (K/P - failed att.): 2010: 133; (70/63 - 0); 2011: 159 (78/81 - 1); 2012: 135 (66/69 - 0); Career: 427 (214/213 - 1)
- Special Teams Tackles: Total: 4; 2012: 1; 2011: 0; 2010: 3



CODY WHITE

GUARD

67

Height: 6-3 | Weight: 303 | College: Illinois State |
 Hometown: Columbus, Ohio | Rookie |
 1st with Texans | Age as of Kickoff Weekend 2012: 24 |
 Acquired: CFA-'12 | 2012 GP/GS: 0/0 |
 Career GP/GS: 0/0 | Teams: Houston, 2012 |

TRANSACTIONS: Signed with Houston Texans on May 14, 2012...Released by Texans on Aug. 31, 2012...Signed by Texans to practice squad on Sept. 3, 2012...Signed by Texans to active roster on Oct. 10, 2012.

2012 (Houston 0/0):

- Inactive for six games

COLLEGE:

- Saw action in 43 career games for Illinois State including 21 career starts
- Set new career highs with six receptions and 76 yards against Youngstown State his sophomore season
- Moved to the offensive line in 2010 after being recruited as a tight end and played in all 11 games
- Helped ISU post a season-high 287 yards rushing against No. 14 North Dakota State in 2010.
- 2011 All-Missouri Valley Football Conference Honorable Mention Team selection
- Key member of the offensive line unit that helped ISU rush for 183.4 yards per game

PERSONAL:

- A three-year starter at Normal West High School
- Bloomington Pantagraph All-Area Team selection and all-state honorable mention selection in final season
- Regional qualifier in track, participating in the shot put
- Also a four-year starter on the basketball team and the school's single-season and career scoring basketball record holder



T.J. YATES QUARTERBACK

Height: 6-4 | Weight: 220 | College: North Carolina |
Hometown: Marietta, Ga. | 2nd NFL Season |
2nd with Texans | Age as of Kickoff Weekend 2012: 25 |
Acquired: D5b, 2011 (152nd overall) | 2012 GP/GS: 2/0 |
Career GP/GS: 8/5 | Teams: Houston, 2011-12 |

13

TRANSACTIONS: Selected by Houston Texans in the fifth round (152nd overall) in the 2011 NFL Draft... Signed by the Texans on July 31, 2011.

HONORS:

- NFL Rookie of the Week (Week 14, 2011)

2012 (Houston 2/0):

- Dressed but did not play in 10 games
- Came in for one snap in place of Matt Schaub at Denver (9/23)
- Completed 2-of-5 passes for 23 yards vs. Green Bay (10/14)

2011 (Houston 6/5):

- Saw action in six games with five starts at the end of the season, throwing for 949 yards and three touchdowns and starting two playoff games
- Inactive for first 10 games of the season
- Made his professional and Texans debut at quarterback in place of an injured Matt Leinart and completed 8-of-15 passes for 70 yards at Jacksonville (11/27)
- Made his first career start, completing 12-of-25 passes for 188 yards including his first career touchdown pass, a 3-yard completion to Joel Dreessen, vs. Atlanta (12/4)
- Completed 26-of-44 passes for 300 yards and two touchdowns at Cincinnati (12/11)
- Led two 80-plus yard drives in the fourth quarter including throwing a 6-yard touchdown pass to Kevin Walter with two seconds remaining to complete the comeback that clinched the AFC South Division title against the Bengals
- Earned NFL Rookie of the Week honors for his performance in Cincinnati in Week 14
- Completed his first eight pass attempts and finished the game 19-of-30 for 212 yards with no touchdowns and two interceptions vs. Carolina (12/18)
- Completed 13-of-16 passes for 132 yards and a 101.0 passer rating at Indianapolis (12/22)
- Started for the fifth time and completed all four of his pass attempts for 47 yards before leaving the game early in the first quarter vs. Tennessee (1/1/12)
- Made his postseason debut where he completed 11-of-20 passes for 159 yards, including a 40-yard touchdown pass to Andre Johnson, in AFC Wild Card Playoff vs. Cincinnati (1/7/12)
- Completed 17-of-35 passes for 184 yards and threw three interceptions in AFC Divisional Playoff at Baltimore (1/15/12)

COLLEGE:

- Threw for 9,377 yards (208.4 average per game), 58 touchdowns and 46 interceptions for his career
- Set 37 Tar Heel records, including single-game, single-season and career records for pass completions and yards
- Became the only Tar Heel to throw for 3,000 yards in a season and 400 yards in three separate games
- The most accurate passer in UNC history, completing 795-of-1,277 attempts (62.3 percent)
- Completed 282-of-422 attempts in 2010 for career highs of 3,418 yards and 19 touchdowns to go along with nine interceptions
- Completed 23-of-39 attempts for 234 yards, one touchdown and one interception in Carolina's 30-27 double-overtime victory over Tennessee in the Music City Bowl in 2010
- Finished 2009 with 2,136 yards and 14 touchdowns on 214-for-355 passing
- 2,136 yards ranked eighth all-time on UNC's single-season list
- Played in seven games and started six in 2008 and passed for 1,168 yards and 11 touchdowns to just four interceptions on the season
- Completed 60 percent (81-135) of his passes
- Suffered a non-displaced fracture to his left ankle against Virginia Tech and missed the next five games
- Returned to the starting line-up against NC State and started the final regular season game at Duke and the bowl game vs. West Virginia
- Communications major

PERSONAL:

- Attended Pope High School
- Completed 160 of 289 passes (57 percent) for 2,305 yards and 17 touchdowns as a senior, his only year on the football team
- Rushed for 292 yards and seven scores and punted 34 times for 1,237 yards (36.8 avg.) with a long of 68
- Named first-team all-region and the Cobb County Touchdown Club Offensive Player of the Year
- Earned Atlanta Metro First-Team All-Area honors
- Also played basketball and averaged 18 points, six rebounds and six assists at small forward
- Was recruited by several schools for basketball before opting to play football at North Carolina

Yates' 2012 Season Statistics

Date, Opp	GP	GS	Att	Cmp	Pct	Yds	Yd/Att	TD	Int	Lg	Sk	Lst	Rate
9/9 vs. MIA													
9/16 @ JAX													
9/23 @ DEN	1	0	0	0	--	0	--	0	0	0	0	0	--
9/30 vs. TEN													
10/8 @ NYJ													
10/14 vs. GB	1	0	5	2	40.0	23	4.6	0	1	12	0	0	15.0
10/21 vs. BAL													
11/4 vs. BUF													
11/11 @ CHI													
11/18 vs. JAX													
11/22 @ DET													
12/2 @ TEN													
12/10 @ NE													
12/16 vs. IND													
12/23 vs. MIN													
12/30 @ IND													
2012 Totals	2	0	5	2	--	23	--	0	1	12	0	0	80.7

Yates' Career Statistics

Year	Team	GP	GS	Att	Cmp	Pct	Yds	Yd/Att	TD	Int	Lg	Sk	Lst	Rate
2011	Hou	6	5	134	82	61.2	949	7.1	3	3	50	15	74	80.7
2012	Hou	2	0	5	2	40.0	23	4.6	0	1	12	0	0	15.0
NFL Totals		8	5	139	84	60.4	972	7.0	3	4	50	15	74	76.8

Yates' Career Highs

Attempts	44	at Cincinnati, 12/11/11
Completions	26	at Cincinnati, 12/11/11
Passing Yards	300	at Cincinnati, 12/11/11
Passing Long	50	vs. Atlanta, 12/4/11
Touchdowns	2	at Cincinnati, 12/11/11
Interceptions	2	vs. Carolina, 12/18/11
Passer Rating	115.6	vs. Tennessee, 1/1/12
Rushing Yards	36	at Cincinnati (5 attempts), 12/11/11
Rushing Long	17	at Cincinnati, 12/11/11



RANDY BULLOCK

KICKER

Height: 5-9 | Weight: 208 | College: Texas A&M |
 Hometown: Klein, Texas | Rookie |
 1st with Texans | Age as of Kickoff Weekend 2012: 22 |
 Acquired: D5, 2012 (161st overall) | 2012 GP/GS: 0/0 |
 Career GP/GS: 0/0 | Teams: Houston, 2012 |

4

TRANSACTIONS: Selected by Houston Texans in the fifth round (161st overall) of the 2012 NFL Draft...
 Placed on injured reserve on Aug. 27, 2012.

2012 (Houston 0/0):

- Placed on injured reserve after suffering a leg injury during the preseason (8/27)

COLLEGE:

- First Team All-American, All-BigXII and the Lou Groza Place-Kicker Award winner as a senior
- Holds the career scoring record at Texas A&M with 365 points and ranks eighth on the Big XII Conference all-time record chart
- Set a school season scoring record with 142 points in 2011, besting Joel Hunt's mark of 128 points, set in 1927
- His 142 points in 2011, ranks second all-time among Big XII kickers
- Holds the school all-time record with 63 field goals which ranks him third in Big XII Conference history
- Set a school single-season record with 29 field goals and 55 PATs in 2011
- Set the Texas A&M career record with 176 successful PATs
- Earned All-America first-team honors from The NFL Draft Report, Associated Press, Sporting News, American Football Coaches Association, Walter Camp., Sports Illustrated, CBSSports.com and Pro Football Weekly for his senior season
- Led the nation with an average of 2.33 field goals per game in 2011
- His 29 field goals tied for the third-most in NCAA FBS history
- Earned All-Big XII Conference honorable mention and Academic All-Big XII accolades his junior year
- Took over as the No. 1 kicking option and scored 87 points on 12 of 19 field goals and 51 PATs his sophomore year
- Kicked in the team's final seven games and scored 38 points his freshman season

PERSONAL:

- Attended Klein High School, where he earned first-team All-District honors after connecting on 11-of-14 field goal attempts and was a perfect on 39 PATs in 2007
- Earned All-Greater Houston and All-Texas accolades
- Booted a 54-yard field goal, believed to be the eighth-longest field goal in Texas high school football history
- Petroleum Engineering major

Bullock's 2012 Season Statistics

Date, Opp	GP	FG	FGA	Pct	Lg	Blk	XP	XPA	Pct	Blk	Pts
9/9 vs. MIA											INJURED RESERVE
9/16 @ JAX											INJURED RESERVE
9/23 @ DEN											INJURED RESERVE
9/30 vs. TEN											INJURED RESERVE
10/8 @ NYJ											INJURED RESERVE
10/14 vs. GB											INJURED RESERVE
10/21 vs. BAL											INJURED RESERVE
11/4 vs. BUF											INJURED RESERVE
11/11 @ CHI											INJURED RESERVE
11/18 vs. JAX											INJURED RESERVE
11/22 @ DET											INJURED RESERVE
12/2 @ TEN											INJURED RESERVE
12/10 @ NE											INJURED RESERVE
12/16 vs. IND											INJURED RESERVE
12/23 vs. MIN											INJURED RESERVE
12/30 @ IND											INJURED RESERVE
2012 Totals	0	0	0	--	0	0	0	0	--	0	0



RASHAD BUTLER

TACKLE

78

Height: 6-4 | Weight: 317 | College: Miami (Fla.) |
Hometown: West Palm Beach, Fla. | 7th NFL Season |
6th with Texans | Age as of Kickoff Weekend 2012: 29 |
Acquired: FA-'07 (Carolina) | 2012 GP/GS: 0/0 |
Career GP/GS: 41/4 | Teams: Carolina, 2006; Houston, 2007-12 |

TRANSACTIONS: Selected by Carolina Panthers in third round (89th overall) of 2006 NFL draft...Released by Panthers on Sept. 3, 2007...Claimed off waivers by Houston Texans on Sept. 3, 2007...Re-signed by the Texans on April, 7, 2009...Re-signed by Texans on July 31, 2011...Placed on injured reserve on Sept. 22, 2011...Placed on injured reserve on Aug. 31, 2012.

CAREER:

- Selected in the third round but did not play during his rookie season for the Carolina Panthers
- Has served as the primary backup at both tackle positions in his time with the Texans
- Made his first four career starts in 2010

2012 (Houston 0/0):

- Placed on injured reserve after suffering a tricep injury during the preseason (8/27)

2011 (Houston 2/0):

- Paved the way for Ben Tate to rush for 116 yards vs. Indianapolis (9/11) and 103 yards at Miami (9/18) while also seeing action on special teams
- Placed on injured reserve after suffering a tricep injury (9/22)

2010 (Houston 16/4):

- Saw action on special teams in the first two games to start the season
- Made his first career start vs. Dallas (9/26) at left tackle in place of Duane Brown
- Started at left tackle for the next three games at Oakland (10/3), vs. the New York Giants (10/10) and vs. Kansas City (10/17)
- Saw action on special teams in the final 10 games of the regular season

2009 (Houston 15/0):

- Dressed but did not play vs. the New York Jets (9/13)
- Filled in for an injured Duane Brown at left tackle for the second half at St. Louis (12/20)
- Played at tackle and on special teams at Miami (12/27)

2008 (Houston 0/0):

- Was inactive for all 16 games

2007 (Houston 8/0):

- Joined the Texans just prior to the start of the regular season when the team claimed him off waivers
- Saw action in eight games, primarily on special teams, and served as the primary backup at both tackle positions in the second half of the season
- Inactive for the first eight games of the year
- Made his NFL debut at Oakland (11/4) on special teams and played in each of the last eight games
- Came on as a reserve tackle vs. Tampa Bay (12/9), Denver (12/13) and at Indianapolis (12/23)

2006 (Carolina 0/0):

- Dressed but did not play in one contest and was inactive for 11 games before being placed on injured reserve (11/8) with a staph infection

COLLEGE:

- Started all 12 games for the first time in his career at right tackle as a senior, including the Peach Bowl
- Member of the offensive line unit that helped the offense average 353.1 yards per game
- Started final eight games of his junior season at left tackle, including the Peach Bowl victory against Florida
- Saw action in 10 games at right tackle with four starts as a sophomore
- Made his first career start against Florida and helped pave the way for the Miami offense to produce 454 total yards
- Graduated with a degree in sociology

PERSONAL:

- Rated as the No. 22 overall player in Florida by the Gainesville Sun and a SuperPrep All-America as a senior at Dwyer H.S. in Palm Beach Gardens, Fla.
- Helped lead his team to the Florida Class 5A state finals during senior season...participated in the Lowes Day at the Movies League Program, 2007 Caravan Tour and the NFL/United Way "Hometown Huddle '06"
- Lives in Palm Beach Gardens, Fla.

Butler's Career Statistics

- Games/Starts: 2007: 8/0, 2008: 0/0, 2009: 15/0, 2010: 16/4, 2011: 2/0, 2012: 0/0; Career: 41/4.



BRIAN CUSHING

INSIDE LINEBACKER

Height: 6-3 | Weight: 248 | College: Southern California |
Hometown: Park Ridge, N.J. | 4th NFL Season |
4th with Texans | Age as of Kickoff Weekend 2012: 25 |
Acquired: D1-'09 (15th overall) | 2012 GP/GS: 5/5 |
Career GP/GS: 49/49 | Teams: Houston, 2009-12 |

56

TRANSACTIONS: Selected by Houston Texans in the first round (15th pick overall) of the 2009 NFL Draft...Signed by Texans on Aug. 2, 2009.

HONORS:

- Associated Press All-Pro Second Team (2011)
- Team Most Valuable Player (2011)
- Pro Football Weekly/PFWA All-AFC Team (2011)
- Pro Bowl Selection (2010)
- Associated Press Defensive Rookie of the Year (2009)
- Team Rookie of the Year (2009)
- Pro Football Weekly/PFWA Defensive Rookie of the Year (2009)
- Pro Football Weekly/PFWA All-Rookie Team (2009)
- AFC Defensive Player of the Week (Week 6, 2009; Week 8, 2009)
- NFL Defensive Rookie of the Month (November, 2009; December, 2009)

CAREER:

- Led the team in tackles in 2009 and 2011, and has 366 tackles in his career
- His 133 tackles in 2009 finished tied for second most in the AFC, trailing only Ray Lewis' 134 tackles
- Ranks 11th in team history with 9.5 career sacks
- Has seven career interceptions, 21 passes defended, six forced fumbles and one safety
- Has 11 career double-digit tackle games

2012 (Houston 5/5):

- Led the defense with nine tackles (six solo) while also intercepting a pass and forcing a fumble in the season opener vs. Miami (9/9)
- Named one of the Defensive Players of the Game after recording nine tackles (three solo) at Jacksonville (9/16)
- Made seven tackles (three solo) and broke up a pass at Denver (9/23)
- Set a career-high with 13 tackles (9 solo) vs. Tennessee (9/30)
- Had five tackles (three solo) at the New York Jets (10/8) before leaving the game with a knee injury

2011 (Houston 16/16):

- Second-Team Associated Press All-Pro selection and finished the season with a team-best 114 tackles (77 solo), 4.0 sacks, two interceptions and two forced fumbles
- Elected a team captain by his teammates in the second half of the season
- Started and led all Texans defenders with seven tackles (four solo) and one quarterback pressure in the season opener vs. Indianapolis (9/11)
- Led the team with 10 tackles (seven solo) at Miami (9/18), his eighth double-digit tackle game
- Made five tackles (four solo) and one quarterback pressure at New Orleans (9/25)
- Tied for the team lead with six tackles (two solo) vs. Pittsburgh (10/2)
- Recorded his first sack of the season and finished tied for the team lead in tackles with eight (seven solo) vs. Oakland (10/9)
- Made five tackles (three solo) including one for a loss at Baltimore (10/16)
- Led the defense with six tackles (five solo) and had a pass defended at Tennessee (10/23)
- Named the Defensive Player of the Game for the Texans after leading the team with seven tackles and intercepting a Blaine Gabbert pass vs. Jacksonville (10/30)
- Led the defense with seven tackles (four solo) and sacked Colt McCoy for a 5-yard loss vs. Cleveland (11/6)
- Led the defense with eight solo tackles, one sack and an interception at Tampa Bay (11/13)
- Tied for the team lead in tackles with six (five solo) while also adding two hits on the quarterback vs. Atlanta (12/4)
- Recorded his ninth career double-digit tackle game with 12 tackles (nine solo), including one for a loss vs. Carolina (12/18)
- Led the team in tackles for the 10th time in 2011 while also forcing two fumbles, including a sack-fumble on the first defensive play of the game at Indianapolis (12/22)
- Had four tackles (two solo) in only one half of play vs. Tennessee (1/1/12) in the season finale
- Led the team with 19 postseason tackles
- Started in his postseason debut and registered a team-leading eight tackles, including five solos and one for loss in AFC Wild Card Playoff vs. Cincinnati (1/7/12)
- Recorded 11 tackles (five solo) and one pass defended in AFC Divisional Playoff at Baltimore (1/15/12)

2010 (Houston 12/12):

- Started the final 12 games of the regular season and totaled 76 tackles (49 solo), 1.5 sacks and one forced fumble
- Made season debut vs. the New York Giants (10/10) and had nine tackles (four solo) and one

pass defended

- Made eight tackles (seven solo) including one quarterback hit vs. Kansas City (10/17)
- Returned to strongside linebacker and recorded nine solo tackles and one quarterback hit at Jacksonville (11/14)
- Made four solo tackles and forced a fumble at the New York Jets (11/21)
- Led the defense with seven tackles (three solo) including four for a loss to go along with two passes defended vs. Tennessee (11/28)
- Recorded 1.5 sacks for 12 yards lost and 10 tackles (six solo) including three for a loss vs. Baltimore (12/13)
- Made five tackles (four solo) including two quarterback hits vs. Jacksonville (1/2/11)

2009 (Houston 16/16):

- Started all 16 games as a rookie and was named Associated Press Defensive Rookie of the Year
- Voted into the 2010 Pro Bowl but was unable to play due to injury
- Made professional debut for the Texans, starting at linebacker against the New York Jets (9/13), and tied for the team high with eight tackles (five solo)
- Became the first Texans rookie to lead his team in tackles in his first three career games vs. Jacksonville (9/27), where he registered eight tackles (six solo), one tackle for loss, and two pass defenses
- Wrapped up Oakland RB Justin Fargas in the end zone for the Texans first safety since 12/15/02 vs. Oakland (10/4)
- Made nine tackles (six solo), two passes defended, two forced fumbles and intercepted a pass from Bengals QB Carson Palmer late in the fourth quarter to clinch the victory at Cincinnati (10/18)
- Named the AFC Defensive Player of the Week (10/21) for his performance at Cincinnati
- Led the Texans in tackles for the sixth time in eight games with 10 (three solo) as well as having one sack, one pass defended and one interception at Buffalo (11/1)
- Set a career high with 12 tackles (10 solo), one pass defended, one tackle for a loss and one quarterback hit at Indianapolis (11/8)
- Defensive leader in tackles for the ninth time, compiling 11 tackles (seven solo) vs. Indianapolis (11/29), where he picked off a Peyton Manning pass for his third interception of the season
- Named NFL Rookie of the Month in November after totaling 43 tackles, two interceptions and a sack
- Recorded one sack for a loss of 13 yards, three quarterback hits and 10 tackles (six solo) including three for a loss vs. Seattle (12/13)
- Made seven tackles (three solo) with two hits on Craig Nall including a half-sack for a loss of five yards at St. Louis (12/20)
- Made nine solo tackles at Miami (12/27) including one for a loss, intercepted one pass, deflected a pass and sacked an opposing quarterback for the third straight week

COLLEGE:

- Started 38-of-44 games he played in at USC, including 13 at right defensive end and 31 at strongside outside linebacker
- Finished his career with 178 tackles (101 solos) that included 8.5 quarterback sacks for minus 57 yards, 27.0 stops for losses totaling 106 yards and two pressures
- Intercepted one pass, deflected 12 others and blocked two punts
- Consensus All-American as a senior, earning first-team accolades from Sports Illustrated and second-team honors from The Sporting News and Associated Press, and a consensus first-team All-Pac 10 choice
- Finalist for the Butkus Award, semifinalist for the Lombardi Award and quarterfinalist for the Lott Trophy
- Honorable mention All-Pac 10 selection in 2007 and second-team all-conference pick in 2006
- Started the last four games in 2005, including the national title game

PERSONAL:

- Attended Bergen Catholic (Oradell, N.J.) High School
- Earned Parade, USA Today, Prep Football Report, Scout.com, Super Prep, EA Sports and Prep Star All-American honors as a senior
- Recorded 120 tackles, 11 stops for loss, 10 sacks and seven interceptions as a linebacker in 2004
- Played running back and tight end and gained 475 rushing yards with 10 touchdowns and caught 13 passes for 456 yards (35.1 avg) with seven scores

CUSHING, BRIAN

Cushing's 2012 Season Statistics

Date, Opp	Tackles						Interceptions						Fumbles			
	G	GS	Tot	Solo	Asst	Sk	Yds	No	Yds	Lg	TD	PD	FF	FR	Yds	TD
9/9 vs. MIA	1	1	9	6	3	0.0	0.0	1	1	1	0	1	1	0	0	0
9/16 @ JAX	1	1	9	3	6	0.0	0.0	0	0	0	0	0	0	0	0	0
9/23 @ DEN	1	1	7	6	1	0.0	0.0	0	0	0	0	1	0	0	0	0
9/30 vs. TEN	1	1	13	9	4	0.0	0.0	0	0	0	0	0	0	0	0	0
10/8 @ NYJ	1	1	5	3	2	0.0	0.0	0	0	0	0	0	0	0	0	0
10/14 vs. GB																
10/21 vs. BAL																
11/4 vs. BUF																
11/11 @ CHI																
11/18 vs. JAX																
11/22 @ DET																
12/2 @ TEN																
12/10 @ NE																
12/16 vs. IND																
12/23 vs. MIN																
12/30 @ IND																
2012 Totals	5	5	43	27	16	0.0	0.0	1	1	1	0	2	1	0	0	0

Cushing's Career Statistics

Year	Team	Tackles						Interceptions						Fumbles			
		G	GS	Tot	Solo	Asst	Sk	Yds	No	Yds	Lg	TD	PD	FF	FR	Yds	TD
2009	Hou	16	16	133	85	48	4.0	30.5	4	26	20	0	10	2	0	0	0
2010	Hou	12	12	76	49	27	1.5	12.0	0	0	0	0	4	1	0	0	0
2011	Hou	16	16	114	77	37	4.0	21.0	2	5	5	0	5	2	0	0	0
2012	Hou	5	5	43	27	16	0.0	0.0	1	1	1	0	2	1	0	0	0
NFL Totals		49	49	366	238	128	9.5	63.5	7	32	20	0	21	6	0	0	0

Cushing's 2012 Season Highs

Tackles	13	vs. Tennessee, 9/30/12
Interceptions	1	vs. Miami (R. Tannehill), 9/9/12
Passes Defensed	1	twice, most recent: at Denver, 9/23/12
Forced Fumbles	1	vs. Miami, 9/9/12

Cushing's Career Highs

Tackles	13	vs. Tennessee, 9/30/12
Sacks	1.5	vs. Baltimore (J. Flacco), 12/13/10
Interceptions	1	seven times, most recent: vs. Miami (R. Tannehill), 9/9/12
Passes Defensed	2	three times, most recent: vs. Tennessee, 11/28/10
Forced Fumbles	2	twice, most recent: at Indianapolis, 12/22/11
Safeties	1	vs. Oakland, 10/4/09



KEYARON FOX

LINEBACKER

45

Height: 6-3 | Weight: 235 | College: Georgia Tech |
 Hometown: Atlanta, Ga. | 9th NFL Season |
 1st with Texans | Age as of Kickoff Weekend 2012: 30 |
 Acquired: D3-04 (93rd overall) | 2012 GP/GS: 0/0 | Career GP/GS: 98/7 |
 Teams: Kansas City, 2004-08; Pittsburgh, 2009-11; Washington, 2011;
 Houston, 2012 |

TRANSACTIONS: Selected by Kansas City Chiefs in the third round (93rd overall) in the 2004 NFL Draft... Re-signed as a restricted free agent on April 24, 2007...Declared free agent on Feb. 29, 2008...Signed by the Pittsburgh Steelers as an unrestricted free agent on March 12, 2008...Declared free agent on July 25, 2011...Signed by Washington Redskins as an unrestricted free agent on Aug. 6, 2011...Declared free agent on March 13, 2012...Signed by Houston Texans as an unrestricted free agent...Place on injured reserve on Aug. 9, 2012.

CAREER:

- Has played in 85 career games with seven starts
- Has amassed 93 career tackles (73 solo), one sack, one interception and two forced fumbles

2012 (Houston 0/0):

- Placed on injured reserve after suffering a knee injury during training camp (8/9)

2011 (Washington 13/0):

- Saw action in 13 games as linebacker
- Registered seven tackles on the season, as well as six special teams tackles

2010 (Pittsburgh 16/0):

- Saw action on special teams in 11 games and as linebacker in five games
- Racked up seven tackles, one forced fumble, two fumble recoveries and 16 special teams tackles on the season
- Recorded four tackles and one special teams tackle at Tampa Bay (9/26)
- Made one tackle and three special teams tackles at Cleveland (1/2)

2009 (Pittsburgh 16/3):

- Saw action in 16 games and started three games at inside linebacker
- Finished with 18 tackles, an interception, a touchdown, a forced fumble and 18 special teams tackles
- Recorded 10 tackles in the season opener vs. Tennessee (9/10)
- Posted his first career interception for an 82-yard touchdown vs. Minnesota (10/25)

2008 (Pittsburgh 13/0):

- Saw action in 13 games, recording two tackles, two fumble recoveries and 14 special teams tackles
- Registered two tackles and two special teams tackles vs. Cleveland (12/28)

2007 (Kansas City 10/0):

- Saw action in 10 games, racking up 12 tackles on the season and 9 special teams tackles
- Recorded nine tackles at New York Jets (12/30)

2006 (Kansas City 16/4):

- Posted a team-high 37 tackles, one sack and one forced fumble on the season
- Recorded a season-high 12 tackles at Cleveland (12/3)

2005 (Kansas City 2/0):

- Saw action in two games where he racked up one tackle and two special teams tackles

2004 (Kansas City 12/0):

- Saw action in 12 games in his rookie season, recording six special teams tackles

COLLEGE:

- Saw duty in 45 games (35 starts) at Georgia Tech
- Finished his career with 376 tackles (210 solo), nine sacks, 40 tackles for loss, one interception (35 yards), two fumble recoveries and six forced fumbles
- Started all 13 games as a senior
- Was a second-team All-America selection of Sports Illustrated
- Earned first-team All-ACC honors and finished second in the voting for ACC Defensive Player of the Year
- Recorded a career-high 155 tackles (79 solos), including four sacks and four forced fumbles
- Played in 12 games (11 starts) in his junior campaign and had 92 tackles (49 solos)
- Also had 3.0 sacks (-18.0 yards), an interception, a fumble recovery, a forced fumble, as well as six passes defended and three quarterback pressures
- Played in 12 games with 11 starts as a sophomore, registering 95 tackles (60 solos) and two sacks
- Played in eight games as a freshman, recording 34 tackles (22 solos)

PERSONAL:

- Credited with 139 tackles, six interceptions, seven sacks, five fumble recoveries and five forced fumbles as a senior at Westlake High School in Atlanta, Ga
- Also caught nine passes for 400 yards
- Named to the Atlanta-Journal Constitution's list of the Top 75 college prospects in Georgia
- Was MVP of the Georgia-Florida All-Star Game with 10 tackles, two tackles for a loss and a forced fumble that was returned for a touchdown
- Collected 83 tackles, 20 sacks, eight interceptions and three fumble recoveries as a junior

Fox's 2012 Season Statistics

Date, Opp	G	GS	Tot	Tackles		Sk	Yds	Interceptions				Lg	TD	PD	Fumbles			
				Solo	Asst			No	Yds	Lg	TD				FF	FR	Yds	TD
9/9 vs. MIA																		
9/16 @ JAX																		
9/23 @ DEN																		
9/30 vs. TEN																		
10/8 @ NYJ																		
10/14 vs. GB																		
10/21 vs. BAL																		
11/4 vs. BUF																		
11/11 @ CHI																		
11/18 vs. JAX																		
11/22 @ DET																		
12/2 @ TEN																		
12/10 @ NE																		
12/16 vs. IND																		
12/23 vs. MIN																		
12/30 @ IND																		
2012 Totals	0	0	0	0	0	0.0	0.0	0	0	0	0	0	0	0	0	0	0	0

Fox's Career Statistics

Year Team	G	GS	Tot	Tackles		Sk	Yds	Interceptions				Lg	TD	PD	Fumbles			
				Solo	Asst			No	Yds	Lg	TD				FF	FR	Yds	TD
2004KC	12	0	0	0	0	0.0	0.0	0	0	-	0	0	0	0	0	0	0	0
2005KC	2	0	1	1	0	0.0	0.0	0	0	-	0	0	0	0	0	0	0	0
2006KC	16	4	45	37	8	5.0	0.0	0	0	-	0	1	1	0	0	0	0	0
2007 KC	10	0	12	11	1	0.0	0.0	0	0	-	0	0	0	0	0	0	0	0
2008 Pit	13	0	2	1	1	0.0	0.0	0	0	-	0	0	0	0	2	18	0	0
2009 Pit	16	3	26	18	8	0.0	82.0	1	82	82	1	1	0	1	5	0	0	0
2010 Pit	16	0	7	5	2	0.0	0.0	0	0	-	0	2	1	2	0	0	0	0
2011 Was	13	0	7	4	3	0.0	0.0	0	0	-	0	0	0	0	0	0	0	0
2012 Hou																		
NFL Totals	98	7	100	77	23	5.0	82.0	1	82	82	1	4	2	5	23	0	0	0

Fox's Career Highs

Tackles	8	three times, most recent: at New York Jets, 12/30/07
Interceptions	1	vs. Minnesota, 10/25/09
Sacks	1.0	five times, most recent: at Cleveland, 12/3/06



RA'SHON HARRIS

NOSE TACKLE

91

Height: 6-5 | Weight: 300 | College: Oregon |
 Hometown: Pittsburg, Calif. | 1st NFL Season |
 1st with Texans | Age as of Kickoff Weekend 2012: 25 |
 Acquired: UFA-'12 | 2012 GP/GS: 0/0 | Career GP/GS: 2/0 |
 Teams: Pittsburgh, 2009-11; Carolina, 2009; Buffalo, 2010; Houston, 2012 |

TRANSACTIONS: Selected by the Pittsburgh Steelers in the sixth round (205th overall) of the 2009 NFL Draft...Waived by the Steelers on Sept. 5, 2009...Signed by Carolina Panthers on Sept. 6, 2009...Released by the Panthers on Oct. 1, 2009...Signed by Steelers on Oct. 14, 2009... Released by the Steelers on Sept. 4, 2010... added to Buffalo Bills practice squad on Oct. 6, 2010 ...added to the Steelers practice squad on Nov. 3, 2010...Signed by Steelers on Feb. 17, 2011...Waived by the Steelers on Aug. 14, 2011...Added to the Houston Texans practice squad on Nov. 23, 2011...Signed by Texans as an unrestricted free agent on Jan. 18, 2012...Place on injured reserve on Aug. 27, 2012.

CAREER:

- Has appeared in two career games with the Carolina Panthers

2012 (Houston 0/0):

- Placed on injured reserve after suffering a triceps injury during the preseason (8/27)

2009 (Carolina 2/0):

- Appeared in two games with the Carolina Panthers, recording two tackles

COLLEGE:

- Played in 43 games with 13 starts at Oregon
- Totalled 65 tackles, 13 tackles for loss, four sacks, one pass defended and two fumble recoveries
- Produced 47 tackles, three sacks and two fumble recoveries his senior season
- Ranked first among the team's interior linemen with nine tackles for loss
- Registered 15 tackles, including three for loss his junior season
- Redshirted as a true freshman

PERSONAL:

- Attended Pittsburg High School in Pittsburg, Calif.
- In high school, Harris was rated among the top 50 prep prospects in California by SuperPrep magazine
- Rated as one of the best 11 defensive linemen in California by Superprep magazine
- Two-time all-Bay Valley League defender
- Two-time all-area honoree
- Completed his prep career with 15 quarterback sacks

Harris' 2012 Season Statistics

Date, Opp	G	GS	Tackles			Sk	Yds	Interceptions					Fumbles			
			Tot	Solo	Asst			No	Yds	Lg	TD	PD	FF	FR	Yds	TD
9/9 vs. MIA																
9/16 @ JAX																
9/23 @ DEN																
9/30 vs. TEN																
10/8 @ NYJ																
10/14 vs. GB																
10/21 vs. BAL																
11/4 vs. BUF																
11/11 @ CHI																
11/18 vs. JAX																
11/22 @ DET																
12/2 @ TEN																
12/10 @ NE																
12/16 vs. IND																
12/23 vs. MIN																
12/30 @ IND																
2012 Totals	0	0	0	0	0	0.0	0.0	0	0	0	0	0	0	0	0	0

Harris' Career Statistics

Year	Team	G	GS	Tackles			Sk	Yds	Interceptions					Fumbles			
				Tot	Solo	Asst			No	Yds	Lg	TD	PD	FF	FR	Yds	TD
2009	Car	2	0	2	1	1	0.0	0.0	0	0	0	0	0	0	0	0	0
2011	Hou																
2012	Hou																
NOT ON TEAM/PRACTICE SQUAD																	
INJURED RESERVE																	
NFL Totals		2	0	2	1	1	0.0	0.0	0	0	0	0	0	0	0	0	0

Harris' Career Highs

Tackles 1 twice, most recent: at Dallas, 9/28/09



DAVID HUNTER

NOSE TACKLE

Height: 6-2 | Weight: 306 | College: Houston |
 Hometown: Houston, Texas | Rookie |
 1st with Texans | Age as of Kickoff Weekend 2012: 22 |
 Acquired: CFA-'12 | 2012 GP/GS: 0/0 |
 Career GP/GS: 0/0 | Teams: Houston, 2012 |

72

TRANSACTIONS: Signed with Houston Texans on May 14, 2012...Released by Texans on Aug. 31, 2012...
 Signed by Texans to practice squad on Sept. 1, 2012...Signed by Texans off practice squad to active roster on Oct. 16, 2012.

2012 (Houston 0/0):

- Inactive vs. Baltimore (10/21) after being signed off the practice squad

COLLEGE:

- Saw action in 52 career games at defensive tackle for the University of Houston
- Recorded 163 tackles in his four years including 7.0 sacks, while forcing two fumbles and four fumble recoveries
- Played in all 14 games as a senior, compiling 39 tackle and blocking one field goal
- Named Conference USA Defensive Player of the Week in Sept. 2009 after recording five tackles, one sack, two forced fumbles and one fumble recovery vs. Texas Tech
- Recorded a career high eight tackles vs. Southern Miss
- Made his first career start vs. Air Force during his freshman campaign in 2008

PERSONAL:

- A unanimous First-Team All-District pick as a senior at Waller High School (Waller, Texas)
- Helped lead the Bulldogs to a 10-3 mark in 2007 and a 10-4 record in 2008
- Regional qualifier in track, participating in the shot put
- Member of the National Honor Society and was a Texas Scholar
- Majored in retailing and consumer science

Hunter's 2012 Season Statistics

Date, Opp	Tackles							Interceptions					Fumbles						
	G	GS	Tot	Solo	Asst	Sk	Yds	No	Yds	Lg	TD	PD	FF	FR	Yds	TD			
9/9 vs. MIA								PRACTICE SQUAD											
9/16 @ JAX								PRACTICE SQUAD											
9/23 @ DEN								PRACTICE SQUAD											
9/30 vs. TEN								PRACTICE SQUAD											
10/8 @ NYJ								PRACTICE SQUAD											
10/14 vs. GB								PRACTICE SQUAD											
10/21 vs. BAL								INACTIVE											
11/4 vs. BUF																			
11/11 @ CHI																			
11/18 vs. JAX																			
11/22 @ DET																			
12/2 @ TEN																			
12/10 @ NE																			
12/16 vs. IND																			
12/23 vs. MIN																			
12/30 @ IND																			
2012 Totals	0	0	0	0	0	0.0	0.0	0	0	0	0	0	0	0	0	0			



TIM JAMISON

DEFENSIVE END

Height: 6-3 | Weight: 285 | College: Michigan |
 Hometown: Riverdale, Ill. | 4th NFL Season |
 4th with Texans | Age as of Kickoff Weekend 2012: 26 |
 Acquired: CFA-'09 | 2012 GP/GS: 6/0 |
 Career GP/GS: 38/1 | Teams: Houston, 2009-12 |

96

TRANSACTIONS: Signed by Houston Texans as non-drafted free agent on May 1, 2009...Released by Texans on Sept. 5, 2009...Re-signed by Texans to practice squad on Sept. 6, 2009...Signed by Texans off of practice squad on Oct. 6, 2009...Waived by Texans on Oct. 20, 2009...Re-signed by Texans to practice squad on Oct. 22, 2009...Released by Texans on Sept. 14, 2010...Re-signed by Texans to practice squad on Oct. 26, 2010...Signed by Texans off of practice squad on Nov. 2, 2010...Re-signed by Texans on Sept. 9, 2012.

2012 (Houston 6/0):

- Sacked Ryan Tannehill for a 12-yard loss in the season opener vs. Miami (9/9)
- Made three tackles (one solo) at Denver (9/23)
- Assisted on two tackles vs. Tennessee (9/30) and at the New York Jets (10/8)

2011 (Houston 16/0):

- Played in all 16 games and made 19 tackles (14 solo) with two sacks, a forced fumble and a fumble recovery
- Knocked down a Drew Brees pass in the fourth quarter at New Orleans (9/25)
- Made two solo tackles vs. Pittsburgh (10/2)
- Sacked Joe Flacco twice for a combined 16 yards lost, the first multiple-sack game of his career, one of which forced a fumble that he also recovered at Baltimore (10/16)
- Made two solo tackles vs. Tampa Bay (11/13)
- Had three solo tackles including one for a loss at Jacksonville (11/27)
- Made three tackles (two solo) vs. Carolina (12/18)
- Had a career-high four tackles (two solo) at Indianapolis (12/22)
- Made his postseason debut and registered two tackles, including one solo, and a pass defended in AFC Wild Card Playoff vs. Cincinnati (1/7/12)

2010 (Houston 10/1):

- Saw action in 10 games at defensive end, including the first start of his career, and made 17 tackles (13 solo) with one sack
- Had three solo tackles at Philadelphia (12/2)
- Made three tackles (two solo) including one for a loss vs. Baltimore (12/13)
- Made the first start of his NFL career at defensive end in place of an injured Mario Williams and made one solo tackle (12/19)
- Had three solo tackles including the first sack of his NFL career at Denver (12/26)

2009 (Houston 6/0):

- Spent the first four weeks of the season on the practice squad before being signed to the active roster in Week 5 (10/6)
- Played in his first professional game at Arizona (10/11), participating on special teams
- Saw action at defensive end at Cincinnati (10/18)
- Signed to the active roster again in Week 8 (10/30)
- Played on special teams and at defensive end vs. Indianapolis (11/29)
- Made the first solo tackles of his NFL career vs. Seattle (12/13)

COLLEGE:

- Four-year letterman at Michigan where he played in 50 career games and made 25 starts at defensive end
- Earned 2008 All-Big Ten honorable mention accolades from the media and was elected 2008 team captain
- Amassed 129 stops, 29.5 tackles for loss, 20 sacks (seventh all-time at Michigan), four forced fumbles, one interception and five pass breakups during his career
- Posted five or more sacks in three straight seasons (2006-08) and recorded 50 tackles, 10.5 tackles for loss, 5.5 sacks and two pass breakups as a senior in 2008
- Earned honorable mention All-Big Ten honors when he notched 52 tackles, 10 tackles for loss, 5.5 sacks, an interception, three passes defended and two forced fumbles in 2007
- Contributed 13 tackles and five sacks in 2006
- Earned freshman All-Big Ten honors from The Sporting News in 2005 when he made 10 tackles, four tackles for loss and three sacks
- General studies major

PERSONAL:

- Made 217 tackles with 89 solos, 45 sacks, 71 tackles for losses and 14 forced fumbles in his career at Thornton High School in Riverdale, Ill.
- Selected to play in the 2004 U.S. Army All-American Game
- Two-year letterman on the varsity basketball and baseball teams
- Two-time Catholic Conference All-Star and selected as an Eastern Massachusetts Division I All-Star
- Recorded 17.0 sacks in his senior season and finished his career with 36.5 sacks in three seasons, while serving as team captain as a senior
- Full name is Tim Jamison II

Jamison's 2012 Season Statistics

Date, Opp	Tackles					Interceptions					Fumbles			
	G	GS	Tot	Solo	Asst	Sk	Yds	No	Yds	Lg	TD	PD	FF	FR Yds TD
9/9 vs. MIA	1	0	3	1	2	1.0	12.0	0	0	0	0	1	0	0 0 0
9/16 @ JAX	1	0	1	0	1	0.0	0.0	0	0	0	0	0	0	0 0 0
9/23 @ DEN	1	0	3	1	2	0.0	0.0	0	0	0	0	0	0	0 0 0
9/30 vs. TEN	1	0	2	0	2	0.0	0.0	0	0	0	0	0	0	0 0 0
10/8 @ NYJ	1	0	2	0	2	0.0	0.0	0	0	0	0	0	0	0 0 0
10/14 vs. GB	1	0	0	0	0	0.0	0.0	0	0	0	0	0	0	0 0 0
10/21 vs. BAL														INJURED RESERVE
11/4 vs. BUF														INJURED RESERVE
11/11 @ CHI														INJURED RESERVE
11/18 vs. JAX														INJURED RESERVE
11/22 @ DET														INJURED RESERVE
12/2 @ TEN														INJURED RESERVE
12/10 @ NE														INJURED RESERVE
12/16 vs. IND														INJURED RESERVE
12/23 vs. MIN														INJURED RESERVE
12/30 @ IND														INJURED RESERVE
2012 Totals	6	0	11	2	9	1.0	12.0	0	0	0	0	1	0	0 0 0

Jamison's Career Statistics

Year	Team	Tackles					Interceptions					Fumbles			
		G	GS	Tot	Solo	Asst	Sk	Yds	No	Yds	Lg	TD	PD	FF	FR Yds TD
2009	Hou	6	0	2	1	1	0.0	0.0	0	0	0	0	0	0	0 0 0
2010	Hou	10	1	15	12	3	1.0	3.0	0	0	0	0	0	0	0 0 0
2011	Hou	16	0	19	14	5	2.0	16.0	0	0	0	0	2	1	1 0 0
2012	Hou	6	0	11	2	9	1.0	12.0	0	0	0	0	1	0	0 0 0
NFL Totals		38	1	47	29	18	4.0	31.0	0	0	0	0	3	1	1 0 0

Jamison's 2012 Season Highs

Tackles	3	twice, most recent: at Denver, 9/23/12
Sacks	1	vs. Miami (R. Tannehill), 9/9/12

Jamison's Career Highs

Tackles	4	at Indianapolis (12/22)
Sacks	2	at Baltimore (J. Flacco), 10/16/11
Passes Defensed	1	at New Orleans, 9/25/11
Forced Fumbles	1	at Baltimore, 10/16/11
Fumble Recoveries	1	at Baltimore, 10/16/11



BRICE McCAIN

CORNERBACK

Height: 5-9 | Weight: 180 | College: Utah |
 Hometown: Terrell, Texas | 4th NFL Season |
 4th with Texans | Age as of Kickoff Weekend 2012: 25 |
 Acquired: D6-'09 (188th overall) | 2012 GP/GS: 12/2 |
 Career GP/GS: 56/6 | Teams: Houston, 2009-12 |

21

TRANSACTIONS: Selected by Houston Texans in the sixth round (188th pick overall) of the 2009 NFL Draft...Signed by Texan on June 8, 2009...Placed on injured reserve on December 4, 2012.

CAREER:

- Has played in 56 career games (six starts), including action in all 16 games last season
- Has made 81 tackles in his career, 71 of which were solo stops
- Has four career interceptions, including a 28-yard return for a touchdown at Tennessee last year

2012 (Houston 12/2):

- Made four tackles (three solo) and added two special teams tackles vs. Miami (9/9)
- Had one special teams tackle at Jacksonville (9/27)
- Made two solo tackles and broke up a pass at Denver (9/23)
- Teamed with Bradie James to sack Mark Sanchez as well as intercepting a pass and returning it 86 yards at the New York Jets (10/8)
- Had a season-high two passes broken up vs. Baltimore (10/21)
- Made three tackles (two solo) and added a pass defended vs. Buffalo (11/4)
- Collected three tackles (two solo) at Chicago, (11/11)
- Registered two tackles and one pass defended vs. Jacksonville (11/18)
- Recorded two tackles at Detroit (11/22)
- Collected one pass defended at Tennessee (12/2)

2011 (Houston 16/0):

- Had a season-high two passes defended and one special teams tackle at Miami (9/18)
- Made three solo tackles vs. Pittsburgh (10/2)
- Made one solo tackle and had one pass defended vs. Oakland (10/9)
- Intercepted a Matt Hasselbeck pass in the fourth quarter and returned it 38 yards for a touchdown at Tennessee (10/23)
- Had three solo tackles vs. Jacksonville (10/30)
- Made a special teams tackle vs. Cleveland (11/6)
- Intercepted a Josh Freeman pass and returned it 10 yards at Tampa Bay (11/13)
- Broke up a Luke McCown pass on fourth down to seal the victory at Jacksonville (11/27)
- Was second on the team with seven tackles (six solo) while also breaking up two passes at Indianapolis (12/22)
- Led the defense with three pass break-ups to go along with two solo tackles vs. Tennessee (1/1/12)
- Made his postseason debut and finished with two passes defended in AFC Wild Card playoff vs. Cincinnati (1/7/12)

2010 (Houston 12/2):

- Saw action in 12 games with two starts where he made 11 tackles (seven solo) and had two passes defended
- Made his first career start at cornerback, making seven tackles (five solo) vs. Indianapolis (9/12)
- Had two tackles (one solo) and a pass defended at Oakland (10/3)
- Made five tackles (four solo) at Indianapolis (11/1)

2009 (Houston 16/0):

- Made professional debut playing cornerback vs. the New York Jets (9/13) and registered two tackles (two solo) while also participating on special teams
- Made his first career interception vs. Indianapolis (11/29)
- Had five tackles (five solo) at Jacksonville (12/6)
- Had a pass defended that clinched the victory vs. New England (1/3/10) and a special teams tackle

COLLEGE:

- Three-year starter played in 49 games, starting 39, at Utah
- Won all-MWC recognition as a defensive back (2007-08) and kick returner (2006)
- Made 103 career tackles while his 21 career pass breakups were tied for sixth all-time at Utah
- Had 37 kick returns for 846 yards
- Economics major

PERSONAL:

- All-state, all-area and all-district as a running back and defensive back
- County and Terrell High (Texas) MVP
- Played cornerback, wide receiver and running back and returned punts and kickoffs
- Also lettered in basketball and track, where he ran the 100 meters in 10.3 seconds and was on the 400-meter relay team that placed second in the state

McCain's 2012 Season Statistics

Date, Opp	Tackles							Interceptions					Fumbles			
	G	GS	Tot	Solo	Asst	Sk	Yds	No	Yds	Lg	TD	PD	FF	FR	Yds	TD
9/9 vs. MIA	1	0	4	3	1	0.0	0.0	0	0	0	0	0	0	0	0	0
9/16 @ JAX	1	0	0	0	0	0.0	0.0	0	0	0	0	0	0	0	0	0
9/23 @ DEN	1	0	2	2	0	0.0	0.0	0	0	0	0	1	0	0	0	0
9/30 vs. TEN	1	0	1	1	0	0.0	0.0	0	0	0	0	0	0	0	0	0
10/8 @ NYJ	1	0	2	2	0	0.5	4.0	1	86	86	0	1	0	0	0	0
10/14 vs. GB	1	1	2	2	0	0.0	0.0	0	0	0	0	1	0	0	0	0
10/21 vs. BAL	1	0	2	2	0	0.0	0.0	0	0	0	0	2	0	0	0	0
11/4 vs. BUF	1	0	3	2	0	0.0	0.0	0	0	0	0	1	0	0	0	0
11/11 @ CHI	1	0	3	2	1	0.0	0.0	0	0	0	0	0	0	0	0	0
11/18 vs. JAX	1	0	2	2	0	0.0	0.0	0	0	0	0	1	0	0	0	0
11/22 @ DET	1	0	2	2	0	0.0	0.0	0	0	0	0	0	0	0	0	0
12/2 @ TEN	1	1	0	0	0	0.0	0.0	0	0	0	0	1	0	0	0	0
12/10 @ NE																
12/16 vs. IND																
12/23 vs. MIN																
12/30 @ IND																
2012 Totals	12	2	23	20	2	0.5	4.0	1	86	86	0	8	0	0	0	0

McCain's Career Statistics

Year	Team	G	GS	Tackles				Yds	Interceptions				Fumbles				
				Tot	Solo	Asst	Sk		No	Yds	Lg	TD	PD	FF	FR	Yds	TD
2009	Hou	16	1	11	10	1	0.0	0.0	1	0	0	0	2	0	0	0	0
2010	Hou	12	3	22	17	5	0.0	0.0	0	0	0	0	2	0	0	0	0
2011	Hou	16	0	25	24	1	0.0	0.0	2	48	38	1	13	0	0	0	0
2012	Hou	12	2	23	20	2	0.5	4.0	1	86	86	0	8	0	0	0	0
NFL Totals		56	6	81	71	9	0.5	4.0	4	134	86	1	25	0	0	0	0

McCain's 2012 Season Highs

Tackles	4	vs. Miami, 9/9/12
Interceptions	1	at New York Jets (M. Sanchez), 10/8/12
Long Interception	86	at New York Jets, 10/8/12
Sacks	0.5	at New York Jets, 10/8/12
Passes Defensed	2	vs. Baltimore, 10/21/12

McCain's Career Highs

Tackles	7	twice, most recent: at Indianapolis, 12/22/11
Interceptions	1	four times, most recent: at New York Jets (M. Sanchez), 10/8/12
Long Interception	86	at New York Jets, 10/8/12
Passes Defensed	3	vs. Tennessee, 1/1/12
Touchdowns	1	at Tennessee (interception return), 10/23/11

Additional Statistics

Special Teams Tackles: 9 total; 2009 - 4, 2011 - 3, 2012 - 5.

INDIVIDUAL RECORDS

10

2002

2012

Updated: December 3, 2012

2002

2012

Updated: December 3, 2012

INDIVIDUAL YEAR-BY-YEAR LEADERS

RUSHING

Year	Player	Att	Yds	Avg	Long	TD
2002	Jonathan Wells	197	529	2.7	37	3
2003	Domanick Williams	238	1,031	4.3	51	8
2004	Domanick Williams	302	1,188	3.9	44	13
2005	Domanick Williams	230	976	4.2	44	2
2006	Ron Dayne	151	612	4.1	19	5
2007	Ron Dayne	194	773	4.0	39	6
2008	Steve Slaton	268	1,282	4.8	71†	9
2009	Steve Slaton	131	437	3.3	32†	3
2010	Arian Foster	327	1,616	4.9	74†	16
2011	Arian Foster	278	1,224	4.4	43	10
2012	Arian Foster	283	1,102	3.9	46	13

RECEIVING

Year	Player	Rec	Yds	Avg	Long	TD
2002	Billy Miller	51	613	12.0	42	3
2003	Andre Johnson	66	976	14.8	46†	4
2004	Andre Johnson	79	1,142	14.5	54†	6
2005	Andre Johnson	63	688	10.9	53†	2
2006	Andre Johnson	103	1,147	11.1	53	5
2007	Kevin Walter	65	800	12.3	46	4
2008	Andre Johnson	115	1,575	13.7	65	8
2009	Andre Johnson	101	1,569	15.5	72†	9
2010	Andre Johnson	86	1,216	14.1	60	8
2011	Owen Daniels	54	677	12.5	34	3
2012	Andre Johnson	74	1,114	15.1	60†	3

RUSHING-RECEIVING

Year	Player	Rushing	Receiving	Total
2002	James Allen	519	302	821
2003	Domanick Williams	1,031	351	1,382
2004	Domanick Williams	1,188	588	1,776
2005	Domanick Williams	976	337	1,313
2006	Andre Johnson	14	1,147	1,161
2007	Ron Dayne	773	112	885
2008	Steve Slaton	1,282	377	1,659
2009	Andre Johnson	10	1,569	1,579
2010	Arian Foster	1,616	604	2,220
2011	Arian Foster	1,224	617	1,841
2012	Arian Foster	1,102	137	1,239

PASSING

Year	Player	A	C	Pct	Yds	TD	Int	Lg	Rtg
2002	David Carr	444	233	52.5	2,592	9	15	81	62.8
2003	David Carr	295	167	56.6	2,013	9	13	78†	69.5
2004	David Carr	466	285	61.2	3,531	16	14	69	83.5
2005	David Carr	423	256	60.5	2,488	14	11	53†	77.2
2006	David Carr	442	302	68.3	2,767	11	12	53	82.1
2007	Matt Schaub	289	192	66.4	2,241	9	9	77†	87.2
2008	Matt Schaub	380	251	66.1	3,043	15	10	65	92.7
2009	Matt Schaub	583	396	67.9	4,770	29	15	72†	98.6
2010	Matt Schaub	574	365	63.6	4,370	24	12	60	92.0
2011	Matt Schaub	292	178	61.0	2,479	15	6	80†	96.8
2012	Matt Schaub	413	266	64.4	3,062	21	9	60†	94.5

SCORING

Year	Player	TD	PAT	2PT	FG	TP
2002	Kris Brown	-	20/20	-	17/24	71
2003	Kris Brown	-	27/27	-	18/22	81
2004	Kris Brown	-	34/34	-	17/24	85
2005	Kris Brown	-	24/24	-	26/34	102
2006	Kris Brown	-	26/27	-	19/25	83
2007	Kris Brown	-	40/40	-	25/29	115
2008	Kris Brown	-	37/37	-	29/33	124
2009	Kris Brown	-	43/44	-	21/32	106
2010	Neil Rackers	-	43/43	-	27/30	124
2011	Neil Rackers	-	39/40	-	32/38	135
2012	Shayne Graham	-	40/40	-	21/26	103

FIELD GOALS

Year	Player	Att	Made	Pct	Long
2002	Kris Brown	24	17	70.8	51
2003	Kris Brown	22	18	81.8	50
2004	Kris Brown	24	17	70.8	50
2005	Kris Brown	34	26	76.5	53
2006	Kris Brown	25	19	76.0	49
2007	Kris Brown	29	25	86.2	57*
2008	Kris Brown	33	29	87.9	53
2009	Kris Brown	32	21	65.6	56
2010	Neil Rackers	30	27	90.0	57
2011	Neil Rackers	38	32	84.2	54
2012	Shayne Graham	26	21	80.7	51

*Longest field goal in the NFL

PUNTING AVERAGE

Year	Player	No	Yds	Avg	Long	Blk
2002	Chad Stanley	114	4,720	41.4	62	2
2003	Chad Stanley	97	4,028	41.5	58	0
2004	Chad Stanley	73	3,009	41.2	57	0
2005	Chad Stanley	77	2,990	38.8	61	0
2006	Chad Stanley	76	3,161	41.6	62	0
2007	Matt Turk	55	2,296	41.7	59	0
2008	Matt Turk	53	2,240	42.3	59	0
2009	Matt Turk	67	2,866	42.8	62	0
2010	Matt Turk	63	2,650	42.1	60	0
2011	Brett Hartmann	58	2,573	44.4	69	0
2012	Donnie Jones	69	3,223	46.7	66	0

PUNT RETURNS

Year	Player	No	Yds	Avg	Long	TD
2002	Jermaine Lewis	36	280	7.8	48	0
2003	J.J. Moses	36	244	6.8	40	0
2004	J.J. Moses	36	309	8.6	27	0
2005	Phillip Buchanon	12	101	8.4	37	0
2006	Dexter Wynn	12	139	11.6	58	0
2007	Jacoby Jones	30	286	9.5	74	0
2008	Jacoby Jones	32	386	12.1	73†	2
2009	Jacoby Jones	39	426	10.9	62	0
2010	Jacoby Jones	29	204	7.0	39	0
2011	Jacoby Jones	49	518	10.6	79†	1
2012	Trindon Holliday	16	147	9.2	36	0

BOLD indicates team record



INDIVIDUAL YEAR-BY-YEAR LEADERS

KICKOFF RETURNS

Year	Player	No	Yds	Avg	Long	TD
2002	Jermaine Lewis	46	961	20.9	45	0
2003	J.J. Moses	58	1,355	23.4	70	0
2004	J.J. Moses	59	1,303	22.1	49	0
2005	Jerome Mathis	54	1,542	28.6	99t	2
2006	Dexter Wynn	30	670	22.3	38	0
2007	André Davis	32	968	30.3	104t	3
2008	André Davis	43	993	23.1	50	0
2009	André Davis	33	782	23.7	63	0
2010	Steve Slaton	39	767	19.7	50	0
2011	Danieal Manning	13	356	27.4	46	0
2012	Keshawn Martin	21	507	24.1	54	0

INTERCEPTIONS

Year	Player	No	Yds	Avg	Long	TD
2002	Aaron Glenn	5	181	36.2	70t	2
2003	Marcus Coleman	7	95	13.6	41	0
2004	Dunta Robinson	6	146	24.3	61	0
2005	Glenn Earl	2	2	1.0	2	0
2006	Dunta Robinson	2	9	4.5	9	1
	DeMarcus Faggins	2	0	0.0	0	0
2007	Fred Bennet	3	47	15.7	33	0
2008	Jacques Reeves	4	108	27.0	44t	1
2009	Bernard Pollard	4	121	30.3	70t	1
	Brian Cushing	4	26	6.5	20	0
2010	Troy Nolan	3	35	11.7	20	0
	Glover Quin	3	12	4.0	10	0
	Jason Allen	3	1	0.3	1	0
2011	Johnathan Joseph	4	40	10.0	29	0
	Jason Allen	4	34	8.5	34	0
2012	Kareem Jackson	4	71	17.8	63t	1

TOTAL TACKLES

Year	Player	Pos.	Solo	Assist	Total
2002	Jay Foreman	LB	110	83	193
2003	Jamie Sharper	LB	117	78	195
2004	Jamie Sharper	LB	113	64	177
2005	Morlon Greenwood	LB	87	57	144
2006	DeMeco Ryans	LB	126	30	156
2007	DeMeco Ryans	LB	98	29	127
2008	DeMeco Ryans	LB	86	26	126
2009	Brian Cushing	LB	86	47	133
2010	Bernard Pollard	SS	82	30	112
2011	Brian Cushing	LB	76	38	114
2012	J.J. Watt	DE	63	19	82

Note: Total tackles were determined by coaches review from 2002-05 and from 2011-present. From 2006-10, total tackles were determined by press box review.

SACKS

Year	Player	Pos.	Sacks	Yards
2002	Jeff Posey	LB	8.0	77.0
2003	Jamie Sharper	LB	4.0	19.0
2004	Kailee Wong	LB	5.5	29.0
2005	Shantee Orr	LB	7.0	40.0
2006	Jason Babin	LB	5.5	39.0
2007	Mario Williams	DE	14.0	82.5
2008	Mario Williams	DE	12.0	82.0
2009	Mario Williams	DE	9.0	52.0
2010	Mario Williams	DE	8.5	54.5
2011	Connor Barwin	OLB	11.5	78.5
2012	J.J. Watt	DE	15.5	98.5

SPECIAL TEAMS TACKLES

Year	Player	Pos.	Solo	Assist	Total
2002	Jason Bell	CB	14	2	16
2003	Ramon Walker	SS	13	4	17
2004	Antwan Peek	LB	10	8	18
2005	Ramon Walker	SS	12	6	18
2006	Troy Evans	LB	11	2	13
2007	Jameel Cook	FB	12	1	13
2008	Kevin Bentley	LB	16	7	23
2009	Kevin Bentley	LB	9	11	20
2010	James Casey	TE	10	7	17
2011	Tim Dobbins	ILB	9	0	9
2012	Alan Ball	CB	11	2	13

Note: Special teams tackles were determined by coaches review from 2002-05 and from 2011-present. From 2006-10, special teams tackles were determined by press box review.

BOLD indicates team record

INDIVIDUAL TOTAL OFFENSE

YARDS FROM SCRIMMAGE (Rushing, Receiving)

CAREER

10,824 Andre Johnson, 2003-12
5,637 Arian Foster, 2009-12
4,471 Domanick Williams#, 2003-05
4,247 Owen Daniels, 2006-12

SEASON

2,220 Arian Foster, 2010
1,841 Arian Foster, 2011
1,776 Domanick Williams#, 2004

SEASON, ROOKIE

1,659 Steve Slaton, 2008
1,382 Domanick Williams#, 2003
966 Andre Johnson, 2003

GAME

273 Andre Johnson vs. Jacksonville, 11/18/12
238 Arian Foster vs. Indianapolis, 9/12/10
234 Arian Foster at Tennessee, 10/23/11
218 Arian Foster vs. Tennessee, 11/28/10
207 Andre Johnson vs. Tennessee, 12/14/08

GAME, OPPONENT

284 Chris Johnson at Tennessee, 9/20/09
265 Lee Evans vs. Buffalo, 11/19/06
236 Justin Blackmon vs. Jacksonville, 11/18/12
217 Larry Johnson vs. Kansas City, 11/20/05

COMBINED NET YARDS GAINED (Rushing, Receiving, Returns)

MOST SEASONS LEADING TEAM

3 Domanick Williams#, 2003-05
2 Ron Dayne, 2006-07
Arian Foster, 2010-11

MOST CONSECUTIVE SEASONS LEADING TEAM

3 Domanick Williams#, 2003-05
2 Ron Dayne, 2006-07
Arian Foster, 2010-11

CAREER

10,824 Andre Johnson, 2003-12
5,637 Arian Foster, 2009-12
5,004 Jacoby Jones, 2007-11
4,585 Domanick Williams#, 2003-05

SEASON

2,220 Arian Foster, 2010
1,841 Arian Foster, 2011
1,776 Domanick Williams#, 2004
1,675 Jerome Mathis, 2005

SEASON, ROOKIE

1,675 Jerome Mathis, 2005
1,659 Steve Slaton, 2008
1,443 Domanick Williams#, 2003
966 Andre Johnson, 2003

GAME

273 Andre Johnson vs. Jacksonville, 11/18/12
266 Jerome Mathis vs. Kansas City, 11/20/05
266 Jerome Mathis vs. Indianapolis, 10/23/05

GAME, OPPONENT

284 Chris Johnson at Tennessee, 9/20/09
265 Lee Evans vs. Buffalo, 11/19/06
236 Justin Blackmon vs. Jacksonville, 11/18/12

COMBINED ATTEMPTS

CAREER

1,099 Arian Foster, 2009-12
931 Domanick Williams#, 2003-05
803 Andre Johnson, 2003-12
562 Steve Slaton, 2008-11

SEASON

393 Arian Foster, 2010
370 Domanick Williams#, 2004
331 Arian Foster, 2011
318 Steve Slaton, 2008
313 Arian Foster, 2012

GAME

39 Arian Foster vs. Tennessee, 11/28/10
38 Domanick Williams# at Indianapolis, 11/14/04
36 Domanick Williams# at Detroit, 9/19/04
36 Domanick Williams# vs. New York Jets, 10/19/03

GAME, OPPONENT

43 Rudi Johnson at Cincinnati, 11/9/03
36 Larry Johnson vs. Kansas City, 11/20/05
34 Thomas Jones at Tampa Bay, 12/14/03

- Domanick Williams known as Domanick Davis prior to 2006.

INDIVIDUAL RUSHING

RUSHING ATTEMPTS

MOST SEASONS LEADING TEAM

3 Domanick Williams#, 2003-05
2 Arian Foster, 2010-11
2 Steve Slaton, 2008-09
2 Ron Dayne, 2006-07

MOST CONSECUTIVE SEASONS LEADING TEAM

3 Domanick Williams#, 2003-05
2 Arian Foster, 2010-11
2 Steve Slaton, 2008-09
2 Ron Dayne, 2006-07

CAREER

942 Arian Foster, 2009-12
770 Domanick Williams#, 2003-05
425 Steve Slaton, 2008-11

SEASON

327 Arian Foster, 2010
302 Domanick Williams#, 2004
283 Arian Foster, 2012
278 Arian Foster, 2011

SEASON, ROOKIE

268 Steve Slaton, 2008
238 Domanick Williams#, 2003
197 Jonathan Wells, 2002

GAME

33 Arian Foster vs. Jacksonville, 10/30/11
33 Arian Foster vs. Indianapolis, 9/12/10
32 Ron Dayne vs. Indianapolis, 12/24/06

GAME, ROOKIE

27 Domanick Williams# vs. New York Jets, 10/19/03
26 Domanick Williams# at Buffalo, 11/16/03
26 Steve Slaton at Green Bay, 12/7/08



INDIVIDUAL RUSHING

GAME, OPPONENT

- 43 Rudi Johnson, vs. Cincinnati, 11/9/03
- 36 Larry Johnson, vs. Kansas City, 11/20/05
- 34 Thomas Jones, at Tampa Bay, 12/14/03

- Domanick Williams known as Domanick Davis prior to 2006.

RUSHING YARDS GAINED

MOST SEASONS LEADING TEAM

- 3 Domanick Williams#, 2003-05
- 2 Arian Foster, 2010-11
- Steve Slaton, 2008-09
- Ron Dayne, 2006-07

MOST CONSECUTIVE SEASONS LEADING TEAM

- 3 Domanick Williams#, 2003-05
- 2 Arian Foster, 2010-11
- Steve Slaton, 2008-09
- Ron Dayne, 2006-07

CAREER

- 4,199 Arian Foster, 2009-12
- 3,195 Domanick Williams#, 2003-05
- 1,832 Steve Slaton, 2008-11

SEASONS, 1,000 OR MORE YARDS RUSHING

- 3 Arian Foster, 2010-12
- 2 Domanick Williams#, 2003-04
- 1 Steve Slaton, 2008

CONSECUTIVE SEASONS, 1,000 OR MORE YARDS RUSHING

- 3 Arian Foster, 2010-12
- 2 Domanick Williams#, 2003-04

SEASON

- 1,616 Arian Foster, 2010
- 1,282 Steve Slaton, 2008
- 1,224 Arian Foster, 2011
- 1,188 Domanick Williams#, 2004
- 1,102 Arian Foster, 2012
- 1,031 Domanick Williams#, 2003

SEASON, ROOKIE

- 1,282 Steve Slaton, 2008
- 1,031 Domanick Williams#, 2003
- 529 Jonathan Wells, 2002

GAME

- 231 Arian Foster vs. Indianapolis, 9/12/10
- 180 Arian Foster vs. Jacksonville, 1/2/11
- 158 Arian Foster at Indianapolis, 12/22/11
- 158 Domanick Williams# at Jacksonville, 12/26/04

GAME, OPPONENT

- 211 Larry Johnson vs. Kansas City, 11/20/05
- 197 Chris Johnson at Tennessee, 9/20/09
- 182 Rudi Johnson at Cincinnati, 11/9/03

GAME, ROOKIE

- 156 Steve Slaton at Indianapolis, 11/16/08
- 129 Domanick Williams# vs. New York Jets, 10/19/03
- 119 Arian Foster vs. New England, 1/3/10

GAMES, 100 OR MORE YARDS RUSHING

- 22 Arian Foster, 2009-12
- 11 Domanick Williams#, 2003-05
- 5 Steve Slaton, 2008-09

CONSECUTIVE GAMES, 100 OR MORE YARDS

- 3 Twice, last Arian Foster, 10/23/11 - 11/6/11
- 2 Ten times, last Arian Foster, 11/4/12 - 11/11/12

LONGEST RUN FROM SCRIMMAGE

- 811 Justin Forsett at Detroit, 11/22/12
- 741 Arian Foster at Oakland, 10/3/10
- 711 Steve Slaton at Indianapolis, 11/16/08
- 56 Arian Foster vs. Jacksonville, 1/2/11
- 51 Domanick Williams# at Cincinnati, 11/9/03

LONGEST RUN FROM SCRIMMAGE, OPPONENT

- 911 Chris Johnson at Tennessee, 9/20/09
- 76 Fred Taylor at Jacksonville, 10/14/07
- 701 Tiki Barber vs. New York Giants, 11/24/02

RUSHING AVERAGE GAIN

CAREER (750 ATTEMPTS)

- 4.5 Arian Foster, 2009-12
- 4.1 Domanick Williams#, 2003-05

SEASON (100 ATTEMPTS)

- 5.4 Ben Tate, 2011 (175-942)
- 4.9 Arian Foster, 2010 (327-1,616)
- 4.8 Steve Slaton, 2008 (268-1,282)
- 4.4 Arian Foster, 2011 (278-1,224)
- 4.3 Domanick Williams#, 2003 (238-1,031)

GAME (10 ATTEMPTS)

- 11.1 Steve Slaton at Indianapolis, 11/16/08 (14-156)
- 9.6 Ben Tate vs. Cleveland, 11/6/11 (12-115)
- 8.6 Darius Walker vs. Jacksonville, 12/30/07 (10-86)
- 7.8 Arian Foster at Oakland, 10/3/10 (17-133)

GAME, OPPONENT (10 ATTEMPTS)

- 12.3 Chris Johnson at Tennessee, 9/20/09 (16-197)
- 10.4 Maurice Jones-Drew at Jacksonville, 10/14/07 (12-125)
- 8.4 Amos Zereoue vs. Oakland, 10/3/04 (14-117)

RUSHING TOUCHDOWNS

SEASONS LEADING TEAM

- 2 Arian Foster, 2010-11
- Jonathan Wells, 2002, 2005
- Domanick Williams#, 2003-04
- Ron Dayne, 2006-07

CONSECUTIVE SEASONS LEADING TEAM

- 2 Arian Foster, 2010-11
- Domanick Williams#, 2003-04
- Ron Dayne, 2006-07

CAREER

- 42 Arian Foster, 2009-12
- 23 Domanick Williams#, 2003-05
- 12 Steve Slaton, 2008-10

SEASON

- 16 Arian Foster, 2010
- 13 Arian Foster, 2012
- 13 Domanick Williams#, 2004
- 10 Arian Foster, 2011
- 9 Steve Slaton, 2008

GAME

- 3 Arian Foster vs. Indianapolis, 9/12/10
- 3 Ryan Moats at Buffalo, 11/1/09
- 2 22 times, last by Arian Foster at Detroit, 11/22/12

GAME, ROOKIE

- 2 Six times, last by Steve Slaton vs. Jacksonville, 12/01/08



INDIVIDUAL RUSHING

GAME, OPPONENT

- 4 Shaun Alexander at Seattle, 10/16/05
- 3 Three times, last by Maurice Jones-Drew vs. Jacksonville, 9/27/09
- 2 15 times, last by Maurice Jones-Drew at Jacksonville, 11/14/10

CONSECUTIVE GAMES RUSHING FOR TOUCHDOWNS

- 6 Arian Foster, 10/23/11 - 12/4/11
- Domanick Williams#, 11/28/04 - 1/2/05
- 5 twice, last by Arian Foster, 9/30/12 - 11/4/12
- 4 Arian Foster, 12/18/11 - 9/16/12
- 3 Four times, last by Derrick Ward, 10/3/10 - 10/17/10
- 2 Seven times, last by Arian Foster, 9/9/12 - 9/16/12

- Domanick Williams known as Domanick Davis prior to 2006.

INDIVIDUAL PASSING

SEASONS LEADING TEAM

- 5 David Carr, 2002-06
- Matt Schaub, 2007-11

CONSECUTIVE SEASONS LEADING TEAM

- 5 David Carr, 2002-06
- Matt Schaub, 2007-11

PASSER RATING

CAREER (1,500 ATTEMPTS)

- 94.1 Matt Schaub, 2007-12
- 75.5 David Carr, 2002-06

SEASON (224 ATTEMPTS)

- 98.6 Matt Schaub, 2009
- 96.8 Matt Schaub, 2011
- 94.5 Matt Schaub, 2012
- 92.7 Matt Schaub, 2008
- 92.0 Matt Schaub, 2010

SEASON, ROOKIE (224 ATTEMPTS)

- 62.8 David Carr, 2002

GAME (20 ATTEMPTS)

- 147.7 Matt Schaub at Tennessee, 10/23/11
- 144.0 Matt Schaub vs. Cincinnati, 10/26/08
- 140.2 David Carr at Indianapolis, 9/17/06
- 129.7 Matt Schaub vs. Jacksonville, 1/2/11
- 127.8 Matt Schaub at Tennessee, 9/20/09

GAME, OPPONENT (20 ATTEMPTS)

- 146.8 Steve McNair at Tennessee, 10/12/03
- 146.8 Jon Kitna vs. Cincinnati, 11/3/02
- 139.8 Ben Roethlisberger vs. Pittsburgh, 9/18/05
- 137.8 Jake Plummer at Denver, 11/7/04
- 137.2 Philip Rivers vs. San Diego, 11/7/10

PASSING ATTEMPTS

SEASONS LEADING TEAM

- 5 David Carr, 2002-06
- Matt Schaub, 2007-11

CONSECUTIVE SEASONS LEADING TEAM

- 5 David Carr, 2002-06
- Matt Schaub, 2007-11

CAREER

- 2,531 Matt Schaub, 2007-12
- 2,070 David Carr, 2002-06
- 453 Sage Rosenfels, 2006-08

SEASON

- 583 Matt Schaub, 2009
- 574 Matt Schaub, 2010
- 466 David Carr, 2004

SEASON, ROOKIE

- 444 David Carr, 2002
- 134 T.J. Yates, 2011
- 40 Dave Ragone, 2003

GAME

- 62 Matt Schaub vs. Baltimore, 12/13/10
- 55 Matt Schaub vs. Jacksonville, 11/18/12
- 54 Matt Schaub at Tennessee, 12/19/10
- 54 David Carr at New York Jets, 11/26/06
- 52 Matt Schaub at Washington, 9/19/10
- 50 Matt Schaub at Arizona, 10/11/09

GAME, OPPONENT

- 61 Matthew Stafford at Detroit, 11/22/12
- 57 Peyton Manning vs. Indianapolis, 9/12/10
- 57 Tommy Maddox at Pittsburgh, 12/8/02
- 55 Chad Henne at Miami, 12/27/09
- 52 Peyton Manning at Denver, 9/23/12
- 50 Three times, last by Peyton Manning at Indianapolis, 11/8/09

PASS COMPLETIONS

SEASONS LEADING TEAM

- 5 David Carr, 2002-06
- Matt Schaub, 2007-11

CONSECUTIVE SEASONS LEADING TEAM

- 5 David Carr, 2002-06
- Matt Schaub, 2007-11

CAREER

- 1,648 Matt Schaub, 2007-12
- 1,243 David Carr, 2002-06
- 297 Sage Rosenfels, 2006-08

SEASON

- 396 Matt Schaub, 2009
- 365 Matt Schaub, 2010
- 302 David Carr, 2006

SEASON, ROOKIE

- 233 David Carr, 2002
- 82 T.J. Yates, 2011
- 20 Dave Ragone, 2003

GAME

- 43 Matt Schaub vs. Jacksonville, 11/18/12
- 39 David Carr at New York Jets, 11/26/06
- 38 Matt Schaub at Washington, 9/19/10
- 35 Twice, last: Matt Schaub at Tennessee, 12/19/10
- 32 Matt Schaub at Indianapolis, 11/8/09

GAME, OPPONENT

- 40 Peyton Manning vs. Indianapolis, 9/12/10
- 36 Daunte Culpepper vs. Minnesota, 10/10/04
- 34 Peyton Manning at Indianapolis, 11/8/09
- 33 Drew Brees vs. New Orleans, 11/18/07
- 33 Brett Favre vs. Green Bay 11/21/04



INDIVIDUAL PASSING

CONSECUTIVE COMPLETIONS

- *22 David Carr vs. Buffalo, 11/19/06
- 17 Matt Schaub vs. Jacksonville, 11/18/12
- 16 Matt Schaub vs. Indianapolis (14), 9/23/07; at Atlanta (2), 9/30/07
- 13 David Carr at Indianapolis (9), 9/17/06; vs. Washington (4), 9/24/06

CONSECUTIVE COMPLETIONS, OPPONENT

- *22 Mark Brunell vs. Washington, 9/24/06

*Tied NFL record

PASSING COMPLETION PERCENTAGE

SEASONS LEADING TEAM

- 5 David Carr, 2002-06
- 4 Matt Schaub, 2007, 2009-11
- 1 Sage Rosenfels, 2008

CONSECUTIVE SEASONS LEADING TEAM

- 5 David Carr, 2002-06

CAREER (1,500 ATTEMPTS)

- 65.1 Matt Schaub, 2007-12
- 60.0 David Carr, 2002-06

SEASON (224 ATTEMPTS)

- 68.3 David Carr, 2006
- 66.4 Matt Schaub, 2007
- 65.4 Matt Schaub, 2009
- 64.4 Matt Schaub, 2012
- 64.2 Sage Rosenfels, 2007

GAME (20 ATTEMPTS)

- 85.7 Matt Schaub vs. Cincinnati, 10/26/08
- 84.6 David Carr at Indianapolis, 9/17/06
- 83.9 Matt Schaub vs. Detroit, 10/19/08

PASSING YARDS GAINED

SEASONS LEADING TEAM

- 5 David Carr, 2002-06
- Matt Schaub, 2007-11

CONSECUTIVE SEASONS LEADING TEAM

- 5 David Carr, 2002-06
- Matt Schaub, 2007-11

CAREER

- 19,965 Matt Schaub, 2007-12
- 13,391 David Carr, 2002-06
- 3,115 Sage Rosenfels, 2006-08

SEASONS, 4,000 OR MORE YARDS PASSING

- 2 Matt Schaub, 2009-10

SEASONS, 3,000 OR MORE YARDS PASSING

- 4 Matt Schaub, 2008-12
- 1 David Carr, 2004

SEASON

- 4,770 Matt Schaub, 2009
- 4,370 Matt Schaub, 2010
- 3,531 David Carr, 2004
- 3,062 Matt Schaub, 2012

SEASON, ROOKIE

- 2,592 David Carr, 2002
- 949 T.J. Yates, 2011
- 135 Dave Ragone, 2003

GAME

- 527 Matt Schaub vs. Jacksonville, 11/18/12 (OT)
- 497 Matt Schaub at Washington, 9/19/10 (OT)
- 416 Matt Schaub vs. Oakland, 10/9/11
- 414 Matt Schaub at Green Bay, 12/7/08
- 393 Matt Schaub vs. Baltimore, 12/13/10 (OT)

GAME, OPPONENT

- 441 Matthew Stafford at Detroit, 11/22/12 (OT)
- 433 Peyton Manning vs. Indianapolis, 9/12/10
- 426 Donovan McNabb at Washington, 9/19/10
- 421 Steve McNair at Tennessee, 10/12/03
- 400 Peyton Manning at Indianapolis, 9/17/06

GAMES, 300 OR MORE YARDS PASSING, SEASON

- 9 Matt Schaub, 2009
- 7 Matt Schaub, 2010
- 4 Matt Schaub, 2008

GAMES, 300 OR MORE YARDS PASSING, CAREER

- 25 Matt Schaub, 2007-12
- 4 David Carr, 2002-06
- 1 T. J. Yates, 2011

LONGEST PASS COMPLETION

- 81 David Carr to Corey Bradford vs. Buffalo, 10/13/02
- 80 Matt Schaub to Jacoby Jones at Tampa Bay, 11/13/11 (TD)
- 78 Matt Schaub to Arian Foster at Tampa Bay, 11/13/11 (TD)
- 78 Matt Schaub to Arian Foster at Tennessee, 10/23/11 (TD)
- 78 David Carr to Corey Bradford at Miami, 9/7/03
- 77 Matt Schaub to Andre Johnson vs. Kansas City, 9/9/07 (TD)

PASSING AVERAGE GAIN

SEASONS LEADING TEAM (224 ATTEMPTS/SEASON)

- 5 David Carr, 2002-06
- Matt Schaub, 2007-11

CONSECUTIVE SEASONS LEADING TEAM

- 5 David Carr, 2002-06
- Matt Schaub, 2007-11

AVERAGE GAIN, CAREER (1,500 ATTEMPTS)

- 7.89 Matt Schaub, 2007-12
- 6.47 David Carr, 2002-06

AVERAGE GAIN, SEASON (224 ATTEMPTS)

- 8.49 Matt Schaub, 2011
- 8.18 Matt Schaub, 2009
- 8.00 Matt Schaub, 2008
- 7.75 Matt Schaub, 2007
- 7.55 Matt Schaub, 2012

AVERAGE GAIN, SEASON, ROOKIE (224 ATTEMPTS)

- 5.84 David Carr, 2002

AVERAGE GAIN, GAME (20 ATTEMPTS)

- 13.10 Matt Schaub at Washington, 9/19/10
- 12.87 Matt Schaub at Tennessee, 10/23/11
- 12.20 Matt Schaub vs. Kansas City, 10/17/10
- 11.50 Matt Schaub vs. Jacksonville 12/11
- 10.23 Matt Schaub vs. Kansas City, 9/9/07

AVERAGE GAIN, GAME, OPPONENT (20 ATTEMPTS)

- 15.59 Steve McNair at Tennessee, 10/12/03
- 15.21 Donovan McNabb at Washington, 9/19/10
- 12.83 Philip Rivers vs. San Diego, 11/7/10
- 12.10 Ben Roethlisberger vs. Pittsburgh, 9/18/05

PASSING TOUCHDOWNS

SEASONS LEADING TEAM

- 5 David Carr, 2002-06
- 4 Matt Schaub, 2008-11
- 1 Sage Rosenfels, 2007

CONSECUTIVE SEASONS LEADING TEAM

- 5 David Carr, 2002-06
- 4 Matt Schaub, 2008-11

CAREER

- 113 Matt Schaub, 2007-12
- 59 David Carr, 2002-06
- 24 Sage Rosenfels, 2006-08



INDIVIDUAL PASSING

SEASON

- 29 Matt Schaub, 2009
- 24 Matt Schaub, 2010
- 21 Matt Schaub, 2012
- 16 David Carr, 2004
- 15 Matt Schaub, 2008, 2011; Sage Rosenfels, 2007

ROOKIE, SEASON

- 9 David Carr, 2002
- 3 T.J. Yates, 2011

GAME

- 5 Matt Schaub vs. Jacksonville, 11/18/12
- 4 Four times, last by Matt Schaub at Denver, 9/23/12
- 3 10 times, last by Matt Schaub at New Orleans, 9/25/11
- 2 39 times, last by Matt Schaub at Tennessee, 12/2/12

GAME, OPPONENT

- 6 Aaron Rodgers vs. Green Bay, 10/14/12
- 5 Daunte Culpepper vs. Minnesota, 10/10/04
- Peyton Manning at Indianapolis, 11/14/04
- 4 Four times, last by Chad Henne vs. Jacksonville, 11/18/12
- 3 23 times, last by Drew Brees at New Orleans, 9/25/11

GAMES, FOUR OR MORE TOUCHDOWN PASSES, CAREER

- 4 Matt Schaub, 2007-12
- 1 Sage Rosenfels, 2006-08

GAMES, FOUR OR MORE TOUCHDOWN PASSES, SEASON

- 2 Matt Schaub, 2012
- 2 Matt Schaub, 2009
- 1 Sage Rosenfels, 2007

CONSECUTIVE GAMES, TOUCHDOWN PASSES

- 16 Matt Schaub, 11/14/10 – 10/30/11
- 12 Matt Schaub, 11/8/09 – 10/3/10
- 9 Sage Rosenfels, 10/14/07 – 12/30/07
- 8 David Carr, 9/18/05 – 11/13/05
- 6 Matt Schaub, 10/21/12 – 12/2/12
- 6 Matt Schaub, 9/20/09 – 10/25/09
- 6 David Carr, 9/19/04 – 10/31/04

PASSES HAD INTERCEPTED

CAREER

- 65 David Carr, 2002-06
- 61 Matt Schaub, 2007-12
- 23 Sage Rosenfels, 2006-08

SEASON

- 15 Matt Schaub, 2009
- 15 David Carr, 2002
- 14 David Carr, 2004
- 13 David Carr, 2003

GAME

- 4 Twice, last by Sage Rosenfels vs. Baltimore, 11/9/08
- 3 Six times, last by Matt Schaub at Jacksonville, 9/28/08
- 2 30 times, last by Matt Schaub vs. Jacksonville, 11/18/12

GAME, OPPONENT

- 4 David Garrard at Jacksonville, 11/12/06
- 4 Steve McNair at Tennessee, 10/17/04

CONSECUTIVE PASSES WITHOUT AN INTERCEPTION

- 110 Matt Schaub, 11/14/10 through 12/2/10
- 104 Matt Schaub, 11/06/11 through 9/23/12
- 99 David Carr, 12/24/05 through 9/17/06
- David Carr, 10/17/04 through 11/14/04
- 89 Matt Schaub, 11/6/11 through 9/16/12
- 64 Matt Schaub, 10/21/12 through 11/4/12
- 61 Matt Schaub, 10/10/10 through 10/17/10
- 59 twice, last by Matt Schaub, 10/19/08 through 10/26/08

ATTEMPTS, NO INTERCEPTIONS, GAME

- 42 David Carr vs. Minnesota, 10/10/04
- 41 David Carr at Denver, 11/7/04
- 40 Three times, last by Matt Schaub at St. Louis, 12/20/09

ATTEMPTS, NO INTERCEPTIONS, GAME, OPPONENT

- 57 Peyton Manning vs. Indianapolis, 9/12/10
- 52 Peyton Manning at Denver, 9/23/12
- 50 Daunte Culpepper vs. Minnesota, 10/10/04
- 46 Peyton Manning vs. Indianapolis, 11/16/08

LOWEST PERCENTAGE, PASSES INTERCEPTED

SEASONS LEADING TEAM

- 5 David Carr, 2002-06
- Matt Schaub, 2007-11

CAREER (1,500 ATTEMPTS)

- 2.4 Matt Schaub, 2007-12
- 3.1 David Carr, 2002-06

SEASON (224 ATTEMPTS)

- 2.1 Matt Schaub, 2010
- 2.1 Matt Schaub, 2011
- 2.2 Matt Schaub, 2012
- 2.6 Matt Schaub, 2009
- 2.6 Matt Schaub, 2008
- 2.7 David Carr, 2006
- 3.0 David Carr, 2004

SEASON, ROOKIE (224 ATTEMPTS)

- 3.4 David Carr, 2002

TIMES SACKED

CAREER

- 249 David Carr, 2002-06
- 127 Matt Schaub, 2007-12
- 16 Sage Rosenfels, 2006-08

SEASON

- *76 David Carr, 2002
- 68 David Carr, 2005
- 49 David Carr, 2004

GAME

- 9 David Carr at San Diego, 9/15/03
- 8 David Carr at Cleveland, 10/20/02
- David Carr vs. Pittsburgh, 9/18/05
- 7 Three times, last by David Carr vs. Tennessee, 10/9/05

GAME, OPPONENT

- 6 Jake Locker at Tennessee, 12/2/12
- 6 Blaine Gabbert at Jacksonville, 11/27/11
- 6 Tommy Maddox at Pittsburgh, 12/8/02
- 5 Eight times, last by Ben Roethlisberger vs. Pittsburgh, 10/2/11

* NFL record



INDIVIDUAL RECEIVING

RECEPTIONS

SEASONS LEADING TEAM

- 7 Andre Johnson, 2003-06, 08-10
- 1 Owen Daniels, 2011
- Kevin Walter, 2007
- Billy Miller, 2002

CONSECUTIVE SEASONS LEADING TEAM

- 4 Andre Johnson, 2003-06
- 3 Andre Johnson, 2008-10

CAREER

- 780 Andre Johnson, 2003-12
- 349 Owen Daniels, 2006-12
- 320 Kevin Walter, 2006-12

SEASONS, 50 OR MORE PASS RECEPTIONS

- 9 Andre Johnson, 2003-10, 2012
- 4 Kevin Walter, 2007-10
- 4 Owen Daniels, 2007-08, 2011-12
- 2 Arian Foster, 2010-11
- 1 Jacoby Jones, 2010

SEASON

- 115 Andre Johnson, 2008
- 103 Andre Johnson, 2006
- 101 Andre Johnson, 2009

SEASON, ROOKIE

- 66 Andre Johnson, 2003
- 47 Domanick Williams#, 2003
- 41 Jabar Gaffney, 2002

GAME

- 14 Andre Johnson vs. Jacksonville, 11/18/12 (OT)
- 12 Four times, last by Andre Johnson at Washington, 9/19/10
- 11 Seven times, last by Andre Johnson vs. Seattle, 12/13/09
- 10 10 times, last by Andre Johnson at Indianapolis, 11/8/09

GAME, OPPONENT

- 14 Dallas Clark at Indianapolis, 11/8/09
- 13 Santana Moss at Washington, 9/19/10
- 12 Hakeem Nicks vs. New York Giants, 10/10/10
- 12 Reggie Bush vs. New Orleans, 11/18/07
- 12 Mewelde Moore vs. Minnesota, 10/10/04

CONSECUTIVE GAMES PLAYED, PASS RECEPTION

- 94 Andre Johnson, 11/6/05 – 12/2/12
- 79 Owen Daniels, 12/10/06 – 12/2/12
- 35 Andre Johnson, 9/7/03 – 10/2/05

RECEIVING YARDS GAINED

SEASONS LEADING TEAM

- 8 Andre Johnson, 2003-10
- 1 Owen Daniels, 2011
- Corey Bradford, 2002

CONSECUTIVE SEASONS LEADING TEAM

- 8 Andre Johnson, 2003-10

CAREER

- 10,770 Andre Johnson, 2003-12
- 4,247 Owen Daniels, 2006-12
- 4,009 Kevin Walter, 2006-12
- 2,009 Jabar Gaffney, 2002-05

SEASONS, 1,000 OR MORE YARDS

- 6 Andre Johnson – 2004, 2006, 2008-10, 2012

SEASON

- 1,575 Andre Johnson, 2008
- 1,569 Andre Johnson, 2009
- 1,216 Andre Johnson, 2010
- 1,147 Andre Johnson, 2006
- 1,142 Andre Johnson, 2004

SEASON, ROOKIE

- 976 Andre Johnson, 2003
- 483 Jabar Gaffney, 2002
- 352 Owen Daniels, 2006

GAME

- 273 Andre Johnson vs. Jacksonville, 11/18/12 (OT)
- 207 Andre Johnson vs. Tennessee, 12/14/08
- 196 Andre Johnson at St. Louis, 12/20/09
- 193 Andre Johnson vs. Seattle, 12/13/09
- 188 Andre Johnson at Detroit, 11/22/08 (OT)

GAME, OPPONENT

- 265 Lee Evans vs. Buffalo, 11/19/06
- 236 Justin Blackmon vs. Jacksonville, 11/18/12 (OT)
- 177 Derrick Mason at Tennessee, 10/12/03
- 163 Austin Collie vs. Indianapolis, 9/12/10

GAMES, 100 OR MORE YARDS, CAREER

- 42 Andre Johnson, 2003-12
- 4 Owen Daniels, 2006-12
- 3 Corey Bradford, 2002-05
- Kevin Walter, 2006-12

GAMES, 100 OR MORE YARDS, SEASON

- 8 Andre Johnson, 2008
- 6 Andre Johnson, 2009, 2010
- 4 Andre Johnson, 2004, 2006, 2007, 2012

CONSECUTIVE GAMES, 100 OR MORE YARDS

- 4 Andre Johnson, 10/5/08 – 10/26/08
- 3 Andre Johnson, 9/9/07 – 11/18/07
- 2 Six times, last by Andre Johnson, 11/18/12 – 11/22/12

LONGEST RECEPTION

- 81 Corey Bradford from David Carr vs. Buffalo, 10/13/02
- 80 Jacoby Jones from Matt Schaub at Tampa Bay, 11/13/11 (TD)
- 78 Arian Foster from Matt Schaub at Tampa Bay, 11/13/11 (TD)
- 78 Arian Foster from Matt Schaub at Tennessee, 10/23/11 (TD)
- 78 Corey Bradford from David Carr at Miami, 9/7/03 (TD)

LONGEST RECEPTION, OPPONENT

- 96 Calvin Johnson vs. Detroit, 10/19/08 (TD)
- 84 Troy Edwards vs. Jacksonville, 10/28/03 (TD)
- 83 Lee Evans vs. Buffalo, 11/19/06 (TD)
- 81 Justin Blackmon vs. Jacksonville, 11/18/12 (TD)

RECEIVING AVERAGE GAIN

AVERAGE GAIN, CAREER (200 RECEPTIONS)

- 13.8 Andre Johnson, 2003-12
- 12.5 Kevin Walter, 2006-12
- 12.2 Owen Daniels, 2006-12

AVERAGE GAIN, SEASON (32 RECEPTIONS)

- 17.7 André Davis, 2007
- 15.5 Andre Johnson, 2009
- 15.5 Corey Bradford, 2002

AVERAGE GAIN, GAME (3 RECEPTIONS)

- 30.5 Andre Johnson at Buffalo, 11/16/03 (4-122)
- 28.7 Andre Johnson at Detroit, 9/19/04 (3-86)
- 27.3 Jabar Gaffney at Chicago, 12/19/04 (4-109)

RECEIVING TOUCHDOWNS

SEASONS LEADING TEAM

- 7 Andre Johnson, 2003-04, 2006-10
- 3 Corey Bradford, 2002-03, 2005

CONSECUTIVE SEASONS LEADING TEAM

- 5 Andre Johnson, 2006-10



INDIVIDUAL RECEIVING

CAREER

- 55 Andre Johnson, 2003-12
- 26 Owen Daniels, 2006-12
- 24 Kevin Walter, 2006-12
- 18 Corey Bradford, 2002-05

SEASON

- 9 Andre Johnson, 2009
- 8 Five times, last by Andre Johnson, 2010
- 6 Five times, last by Owen Daniels, 2012

SEASON, ROOKIE

- 5 Owen Daniels, 2006
- 4 Andre Johnson, 2003

GAME

- 2 16 times, last by Garrett Graham vs. Jacksonville, 11/18/12

GAME, ROOKIE

- 2 Owen Daniels at Tennessee, 10/29/06
- 2 Andre Johnson vs. Kansas City, 9/21/03

GAME, OPPONENT

- 3 Jordy Nelson vs. Green Bay, 10/14/12
- Vernon Davis vs. San Francisco, 10/25/09
- Steve Smith at Carolina, 9/16/07
- Terrell Owens at Dallas, 10/15/06
- Derrick Mason at Tennessee, 10/12/03

CONSECUTIVE GAMES, TOUCHDOWNS

- 4 Andre Johnson, 12/2/07 - 12/23/07
- 3 Five times, last by Owen Daniels, 9/23/12 - 10/8/12
- 2 15 times, last by Owen Daniels, 10/21/12 - 11/4/12

INDIVIDUAL PUNTING

PUNTING

SEASONS LEADING TEAM

- 5 Chad Stanley, 2002-06
- 4 Matt Turk, 2007-10

CONSECUTIVE SEASONS LEADING TEAM

- 5 Chad Stanley, 2002-06
- 4 Matt Turk, 2007-10

PUNTS

CAREER

- 437 Chad Stanley, 2002-06
- 254 Matt Turk, 2007-11
- 69 Donnie Jones, 2012

SEASON

- 114 Chad Stanley, 2002
- 97 Chad Stanley, 2003
- 77 Chad Stanley, 2005

GAME

- 11 Chad Stanley at Indianapolis, 12/1/02
- 10 Six times, last by Donnie Jones at Tennessee, 12/2/12
- 9 Twice, last by Chad Stanley at Tennessee, 12/11/05

GAME, OPPONENT

- 10 Darren Bennett at San Diego, 9/15/02
- 9 Five times, last by Bryan Anger at Jacksonville, 9/16/12

LONGEST PUNT

- 69 Brett Hartmann at Miami, 9/18/11
- 66 Twice, last by Donnie Jones at Denver, 9/23/12
- 64 Donnie Jones at Tennessee, 12/2/12
- 62 Four times, last by Donnie Jones vs. Baltimore, 10/21/12
- 61 Three times, last by Donnie Jones vs. Tennessee, 9/30/12

LONGEST PUNT, OPPONENT

- 78 Nick Harris at Jacksonville, 11/27/11
- 75 Mat McBriar at Dallas, 10/15/06
- 74 Sam Koch vs. Baltimore, 11/9/08

PUNTING AVERAGE YARDAGE

CAREER (250 PUNTS)

- 41.0 Chad Stanley, 2002-06

SEASON (40 PUNTS)

- 46.7 Donnie Jones, 2012
- 44.4 Brett Hartmann, 2011
- 42.8 Matt Turk, 2009
- 42.3 Matt Turk, 2008

GAME (4 PUNTS)

- 54.2 Donnie Jones at Denver, 9/23/12
- 52.8 Brett Hartmann vs. Atlanta, 12/4/11
- 51.8 Matt Turk at Tennessee, 9/20/09
- 51.5 Donnie Jones vs. Green Bay, 10/14/12
- 49.8 Donnie Jones at Jacksonville, 9/16/12
- Matt Turk vs. Tennessee, 11/28/10

GAME, OPPONENT (4 PUNTS)

- 56.8 Shane Lechler at Oakland, 12/3/06
- Mat McBriar at Dallas, 10/15/06
- 53.4 Shane Lechler vs. Oakland, 10/4/09
- 52.8 Mike Scifres at San Diego, 10/28/07
- 51.3 Bryan Anger at Jacksonville, 9/16/12
- 50.6 Sam Koch vs. Baltimore, 10/21/12

PUNTS HAD BLOCKED

CONSECUTIVE PUNTS, NONE BLOCKED

- 327 Chad Stanley, 2002-06
- 254 Matt Turk, 2007-11

PUNTS HAD BLOCKED, CAREER

- 2 Chad Stanley, 2002-06

PUNTS HAD BLOCKED, SEASON

- 2 Chad Stanley, 2002

PUNTS INSIDE THE 20

CAREER

- 135 Chad Stanley, 2002-06
- 88 Matt Turk, 2007-11

SEASON

- 36 Chad Stanley, 2002, 2003
- 29 Chad Stanley, 2005
- 24 Donnie Jones, 2012
- 24 Matt Turk, 2007, 2009

GAME

- 6 Chad Stanley vs. Dallas, 9/8/02
- 5 twice, last by Donnie Jones at Tennessee, 12/2/12
- 4 10 times, last by Donnie Jones at New York Jets, 10/8/12

GAME, OPPONENT

- 5 Three times, last by Sam Koch vs. Baltimore, 12/13/10
- 4 Twice, last by Chris Kluwe at Minnesota, 11/2/08



PUNT RETURNS

PUNT RETURNS

SEASONS LEADING TEAM

- 5 Jacoby Jones, 2007-11
- 2 J.J. Moses, 2003-04

CAREER

- 179 Jacoby Jones, 2007-11
- 72 J.J. Moses, 2003-04
- 36 Jermaine Lewis, 2002

SEASON

- 49 Jacoby Jones, 2011
- 39 Jacoby Jones, 2009
- 36 J.J. Moses, 2004
- 36 J.J. Moses, 2003
- 36 Jermaine Lewis, 2002

SEASON, ROOKIE

- 30 Jacoby Jones, 2007
- 15 Keshawn Martin, 2012
- 12 Jerome Mathis, 2005
- 3 Jabar Gaffney, 2002
- 3 Donovan Morgan, 2005

GAME

- 7 Twice, last by Jacoby Jones at Jacksonville, 11/27/11
- 6 Trindon Holliday at Jacksonville, 9/16/12
- 5 12 times, last by Jacoby Jones vs. Carolina, 12/18/11
- 4 26 times, last by Keshawn Martin at Tennessee, 12/2/12

GAME, OPPONENT

- 6 Darius Reynaud at Tennessee, 12/2/12
- David Allen at Jacksonville, 12/7/03
- Antwaan Randle El at Pittsburgh, 12/8/02
- Troy Walters at Indianapolis, 12/1/02

FAIR CATCHES

CAREER

- 60 Jacoby Jones, 2007-11
- 20 J.J. Moses, 2003-04
- 17 Jermaine Lewis, 2002

SEASON

- 17 Jacoby Jones, 2008
- Jermaine Lewis, 2002
- 15 Jacoby Jones, 2010
- 13 J.J. Moses, 2004

GAME

- 4 Dexter Wynn vs. Buffalo, 11/19/06
- 4 Jermaine Lewis vs. Dallas, 9/8/02
- 3 Six times, last by Jacoby Jones at Indianapolis, 11/8/09

GAME, OPPONENT

- 5 Dante Hall vs. Kansas City, 9/21/03
- 4 Four times, last by Alvin Pearman at Jacksonville, 11/12/06

PUNT RETURN YARDS GAINED

SEASONS LEADING TEAM

- 5 Jacoby Jones, 2007-11
- 2 J.J. Moses, 2003-04

CAREER

- 1,820 Jacoby Jones, 2007-11
- 553 J.J. Moses, 2003-04
- 280 Jermaine Lewis, 2002

SEASON

- 518 Jacoby Jones, 2011
- 427 Jacoby Jones, 2009
- 386 Jacoby Jones, 2008

SEASON, ROOKIE

- 286 Jacoby Jones, 2007
- 215 Keshawn Martin, 2012
- 68 Jerome Mathis, 2005
- 30 Donovan Morgan, 2005

GAME

- 100 Jacoby Jones at Arizona, 10/11/09
- 92 Avion Black vs. Baltimore, 12/15/02
- 91 Jacoby Jones at Jacksonville, 11/27/11
- 91 Jacoby Jones vs. Indianapolis, 9/11/11
- 87 Jacoby Jones vs. Miami, 10/12/08

GAME, OPPONENT

- 80 Johnnie Lee Higgins at Oakland, 12/21/08
- 80 Adam Jones at Tennessee, 12/11/05
- 76 Marcus Thigpen vs. Miami, 9/9/12

LONGEST PUNT RETURN

- 79t Jacoby Jones vs. Indianapolis, 9/11/11
- 76 Avion Black vs. Baltimore, 12/15/02
- 74 Jacoby Jones vs. Indianapolis, 9/23/07
- 73t Jacoby Jones vs. Cincinnati, 10/26/08
- 71 Keshawn Martin vs. Jacksonville, 11/18/12
- 70t Jacoby Jones vs. Miami, 10/12/08

PUNT RETURN AVERAGE YARDAGE

CAREER (30 RETURNS)

- 10.2 Jacoby Jones, 2007-11
- 7.8 Jermaine Lewis, 2002
- 7.7 J.J. Moses, 2003-04

SEASON (20 RETURNS)

- 12.1 Jacoby Jones, 2008
- 10.9 Jacoby Jones, 2009
- 10.6 Jacoby Jones, 2011

SEASON, ROOKIE (20 RETURNS)

- 9.5 Jacoby Jones, 2007

GAME (3 RETURNS)

- 30.7 Avion Black vs. Baltimore, 12/15/02
- 30.3 Jacoby Jones vs. Indianapolis, 9/11/11
- 21.8 Jacoby Jones vs. Miami, 10/12/08

GAME, OPPONENT (3 RETURNS)

- 26.7 Adam Jones at Tennessee, 12/11/05
- 19.7 Adam Jones at Tennessee, 10/29/06
- 17.3 Bobby Shaw at Jacksonville, 10/27/02

PUNT RETURN TOUCHDOWNS

CAREER

- 3 Jacoby Jones, 2007-11
- 1 Avion Black, 2002

SEASON

- 2 Jacoby Jones, 2008
- 1 Jacoby Jones, 2011
- 1 Avion Black, 2002

GAME

- 1 Jacoby Jones vs. Indianapolis, 9/11/11
- Jacoby Jones vs. Cincinnati, 10/26/08
- Jacoby Jones vs. Miami, 10/12/08
- Avion Black vs. Baltimore, 12/15/02

GAME, OPPONENT

- 1 Marcus Thigpen vs. Miami, 9/9/12
- Johnnie Lee Higgins at Oakland, 12/21/08
- Adam Jones at Tennessee, 12/11/05
- Adam Jones at Tennessee, 10/29/06
- Dante Hall vs. Kansas City, 9/21/03



BLOCKED PUNTS/KICKS

BLOCKED PUNTS

CAREER

- 2 Ramon Walker, 2002-05
- 1 Bryan Braman, 2012
- 1 Jimmy McClain, 2002
- 1 Antwan Peek, 2003-05

SEASON

- 1 Bryan Braman (2012)
- 1 Ramon Walker (2005)
- 1 Antwan Peek (2004)
- 1 Ramon Walker (2003)
- 1 Jimmy McClain (2002)

GAME

- 1 Bryan Braman vs. Green Bay, 10/14/12
- 1 Ramon Walker at San Francisco, 1/1/06
- 1 Antwan Peek at Denver, 11/7/04
- 1 Ramon Walker vs. New England, 11/23/03
- 1 Jimmy McClain at Washington, 12/22/02

GAME, OPPONENT

- 1 Randy Starks vs. Tennessee, 11/28/04
- 1 Rocky Boiman vs. Tennessee, 12/29/02
- 1 Eric Westmoreland at Jacksonville, 10/27/02

BLOCKED PUNT RETURNS

CAREER

- 1 Jonathan Wells, 2002
- 1 Kevin Williams, 2002

SEASON

- 1 Jonathan Wells, 2002
- 1 Kevin Williams, 2002

GAME

- 1 Jonathan Wells at Denver, 11/7/04
- 1 Kevin Williams at Washington, 12/22/02

GAME, OPPONENT

None

BLOCKED FIELD GOALS

CAREER

- 1 Danieal Manning, 2011
- 1 J.J. Watt, 2011
- 1 Bernard Pollard, 2009-10
- 1 Dunta Robinson, 2004-09
- 1 Eric Brown, 2002-04
- 1 Ramon Walker, 2002-04

SEASON

- 1 Danieal Manning, 2011
- 1 J.J. Watt, 2011
- 1 Bernard Pollard, 2010
- 1 Dunta Robinson, 2007
- 1 Eric Brown, 2003
- 1 Ramon Walker, 2003

GAME

- 1 Danieal Manning, 2011 vs. Pittsburgh, 10/2/11
- 1 J.J. Watt at Miami, 9/18/11
- 1 Bernard Pollard at Washington, 9/19/10
- 1 Dunta Robinson at Atlanta, 9/30/07
- 1 Eric Brown at Tampa Bay, 12/14/03
- 1 Ramon Walker vs. New England, 11/23/03

GAME, OPPONENT

- 1 Ten times, last by Alex Carrington vs. Buffalo, 11/4/12

BLOCKED PATS

CAREER

- 1 Michael Boulware, 2007
- 1 Seth Payne, 2002-06

SEASON

- 1 Michael Boulware, 2007
- 1 Seth Payne, 2006

GAME

- 1 Michael Boulware at Jacksonville, 10/14/07
- 1 Seth Payne at Indianapolis, 9/17/06

GAME, OPPONENT

- 1 Albert Haynesworth at Tampa Bay, 11/13/11
- 1 Robaire Smith at Tennessee, 10/29/06

KICKOFF RETURNS

KICKOFF RETURNS

SEASONS LEADING TEAM

- 3 André Davis, 2007-09
- 2 J.J. Moses, 2003-04

KICKOFF RETURNS, CAREER

- 117 J.J. Moses, 2003-04
- 108 André Davis, 2007-09
- 72 Jerome Mathis, 2005-07

KICKOFF RETURNS, SEASON

- 59 J.J. Moses, 2004
- 58 J.J. Moses, 2003
- 54 Jerome Mathis, 2005

SEASON, ROOKIE

- 54 Jerome Mathis, 2005
- 21 Keshawn Martin, 2012
- 20 Vernand Morency, 2005

GAME

- 8 Dexter Wynn at New England, 12/17/06
- 7 10 times, last by Jacoby Jones at Indianapolis, 11/1/10

- 6 14 times, last by Jacoby Jones at New York Jets, 11/21/10

GAME, OPPONENT

- 7 Doug Gabriel vs. Oakland, 10/3/04
- Reggie Swinton vs. Arizona, 12/18/05

KICKOFF RETURN YARDS GAINED

SEASONS LEADING TEAM

- 3 André Davis, 2007-09
- 2 J.J. Moses, 2003-04
- 1 Four times, last by Steve Slaton, 2010

CAREER

- 2,743 André Davis, 2007-09
- 2,658 J.J. Moses, 2003-04
- 2,054 Jerome Mathis, 2005-07

SEASON

- 1,542 Jerome Mathis, 2005
- 1,355 J.J. Moses, 2003
- 1,303 J.J. Moses, 2004



KICKOFF RETURNS

SEASON, ROOKIE

- 1,542 Jerome Mathis, 2005
- 507 Keshawn Martin, 2012
- 437 Vernand Morency, 2005

GAME

- 266 Jerome Mathis vs. Kansas City, 11/20/05
- 266 Jerome Mathis vs. Indianapolis, 10/23/05
- 234 André Davis vs. Jacksonville, 12/30/07

GAME, OPPONENT

- 233 David Reed vs. Baltimore, 12/13/10
- 199 Doug Gabriel vs. Oakland, 10/3/04
- 196 Jacoby Jones vs. Baltimore, 10/21/12
- 176 Ted Ginn Jr. vs. Miami, 10/7/07

LONGEST, GAME (ALL TDS)

- 104 André Davis vs. Jacksonville, 12/30/07
- 99 Jerome Mathis vs. Kansas City, 11/20/05
- 97 André Davis vs. Jacksonville, 12/30/07
- 97 André Davis vs. Tampa Bay, 12/9/07
- 95 Jacoby Jones vs. Oakland, 10/4/09

LONGEST, GAME, OPPONENT

- 103 David Reed vs. Baltimore, 12/13/10
- 100 Jeremy Kerley at New York Jets, 10/8/12
- 95 Eddie Drummond at Detroit, 9/19/04
- André Davis at Cleveland, 10/20/02
- 93 Ellis Hobbs at New England, 12/17/06

KICKOFF RETURN AVERAGE YARDAGE

CAREER (75 RETURNS)

- 25.4 André Davis, 2007-09
- 22.7 J.J. Moses, 2003-04

SEASON (20 RETURNS)

- 30.3 André Davis, 2007
- 28.6 Jerome Mathis, 2005
- 26.6 Jacoby Jones, 2009

SEASON, ROOKIE (20 RETURNS)

- 28.6 Jerome Mathis, 2005
- 24.1 Keshawn Martin, 2012

GAME (3 RETURNS)

- 46.8 André Davis vs. Jacksonville, 12/30/07
- 38.0 Jerome Mathis vs. Kansas City, 11/20/05
- 38.0 Jerome Mathis vs. Indianapolis, 10/23/05

GAME, OPPONENT (3 RETURNS)

- 42.0 André Davis at Cleveland, 10/20/02
- 39.3 Eddie Drummond at Detroit, 9/19/04
- 38.8 David Reed vs. Baltimore, 12/13/10

KICKOFF RETURN TOUCHDOWNS

CAREER

- 3 André Davis, 2007
- 3 Jerome Mathis, 2005-07
- 1 Jacoby Jones, 2007-10

SEASON

- 3 André Davis, 2007
- 2 Jerome Mathis, 2005
- 1 Jacoby Jones, 2009
- 1 Jerome Mathis, 2007

ROOKIE, SEASON

- 2 Jerome Mathis, 2005

GAME

- *2 André Davis vs. Jacksonville, 12/30/07
- 1 Six times, last by Jacoby Jones vs. Oakland, 10/4/09

* Tied NFL record

TOTAL RETURN YARDS

CAREER

- 3,310 Jacoby Jones, 2007-11 (p- 1,820, k- 1,490)
- 3,211 J.J. Moses, 2003-04 (p- 553, k- 2,658)
- 2,743 André Davis, 2007-09 (p- 0, k- 2,743)

SEASON

- 1,612 J.J. Moses, 2004 (p- 309, k- 1,303)
- 1,610 Jerome Mathis, 2005 (p- 68, k- 1,542)
- 1,599 J.J. Moses, 2003 (p- 244, k- 1,355)

GAME

- 266 Jerome Mathis vs. Kansas City, 11/20/05 (p-0, k-266)
- 266 Jerome Mathis vs. Indianapolis, 10/23/05 (p-0, k-266)
- 238 Keshawn Martin vs. Jacksonville, 11/18/12 (p-76, k-162)

GAME, OPPONENT

- 233 David Reed vs. Baltimore, 12/13/10 (p- 0, k-233)
- 213 Marcus Thigpen vs. Miami, 9/9/12 (p-76, k-137)
- 199 Doug Gabriel vs. Oakland, 10/3/04 (p- 0, k- 199)

SPECIAL TEAMS TOUCHDOWNS

CAREER

- 4 Jacoby Jones, 2007-11
- 3 André Davis, 2007-09
- 3 Jerome Mathis, 2005-07

SEASON

- 3 André Davis, 2007
- 2 Jerome Mathis, 2005
- 2 Jacoby Jones, 2008

GAME

- 2* André Davis vs. Jacksonville, 12/30/07*
- 1 Ten times, last by DeVier Posey vs. Green Bay, 10/14/12

* Tied NFL record

INTERCEPTIONS

INTERCEPTIONS

SEASONS LEADING TEAM

- 2 Dunta Robinson, 2004, 2006
- 1 Eight times, last by Johnathan Joseph/Jason Allen, 2011

CAREER

- 13 Dunta Robinson, 2004-08
- 11 Marcus Coleman, 2002-05
- Aaron Glenn, 2002-04
- 7 Kareem Jackson, 2010-12
- 7 Jason Allen, 2010-11
- 6 Johnathan Joseph, 2011-12
- 5 Glover Quin, 2009-12
- Jacques Reeves, 2008-09
- Fred Bennett, 2007-09
- DeMarcus Faggins, 2002-08

SEASON

- 7 Marcus Coleman, 2003
- 6 Dunta Robinson, 2004
- 5 Aaron Glenn, 2004
- Aaron Glenn, 2002

SEASON, ROOKIE

- 6 Dunta Robinson, 2004
- 4 Brian Cushing, 2009
- 3 Fred Bennett, 2007
- 2 Kareem Jackson, 2010

GAME

- 3 Glover Quin vs. Tennessee, 11/28/10
- 2 Six times, last by Troy Nolan at Oakland, 10/3/10

GAME, OPPONENT

- 2 Nine times, last Tim Jennings vs. at Chicago, 11/11/12

CONSECUTIVE GAMES WITH AN INTERCEPTION

- 2 13 times, last by Kareem Jackson, 9/30/12 - 10/8/12

INTERCEPTION YARDS GAINED

SEASONS LEADING TEAM

- 1 Nine times, last by Brice McCain, 2011

GAINED, CAREER

- 221 Aaron Glenn, 2002-04
- 217 Marcus Coleman, 2002-05
- 162 Dunta Robinson, 2004-07

SEASON

- 181 Aaron Glenn, 2002
- 146 Dunta Robinson, 2004
- 121 Bernard Pollard, 2009

SEASON, ROOKIE

- 146 Dunta Robinson, 2004
- 47 Fred Bennett, 2007
- 26 Brian Cushing, 2009

GAME

- 135 Aaron Glenn at Pittsburgh, 12/8/02
- 102 Marcus Coleman at Kansas City, 9/28/04
- 95 Marlon McCree vs. Tennessee, 12/21/03

GAME, OPPONENT

- 102 Artrell Hawkins vs. Cincinnati, 11/3/02
- 99 Cortland Finnegan vs. Tennessee, 9/21/08
- 91 Antonio Cromartie at San Diego, 10/28/07

LONGEST RETURN

- 1021 Marcus Coleman at Kansas City, 9/26/04
- 951 Marlon McCree vs. Tennessee, 12/21/03
- 86 Brice McCain at New York Jets, 10/8/12
- 701 Bernard Pollard vs. Seattle, 12/13/09
- 701 Aaron Glenn at Pittsburgh, 12/8/02

INTERCEPTIONS RETURNED FOR TOUCHDOWNS

CAREER

- 2 Aaron Glenn, 2002-04
- 1 Johnathan Joseph, 2011-12
- 1 Kareem Jackson, 2010-12
- 1 Danieal Manning, 2011-12
- 1 Brice McCain, 2009-12
- 1 Bernard Pollard, 2009
- 1 Dunta Robinson, 2004-08
- 1 DeMarcus Faggins, 2002-08
- 1 Jacques Reeves, 2008
- 1 Marcus Coleman, 2002-05
- 1 Marlon McCree, 2003-04

SEASON

- 2 Aaron Glenn, 2002
- 1 Ten times, last by Johnathan Joseph, 2012

GAME

- 2 Aaron Glenn vs. Pittsburgh, 12/8/02

TACKLES

CAREER

- 636 DeMeco Ryans, 2006-11
- 442 Jamie Sharper, 2002-04
- 396 Dunta Robinson, 2004-09

SEASON

- 166 Jamie Sharper, 2003
- 156 DeMeco Ryans, 2006
- 139 Jamie Sharper, 2004

GAME

- 17 Jamie Sharper at Tampa Bay, 12/14/03
- Jamie Sharper at Cincinnati, 11/9/03
- 16 Jay Foreman vs. New England, 11/23/03
- 15 Four times, most recent by Bernard Pollard vs. Dallas, 9/26/10

SOLO TACKLES, CAREER

- 479 DeMeco Ryans, 2006-11
- 332 Dunta Robinson, 2004-09
- 300 Jamie Sharper, 2002-04

SOLO TACKLES, SEASON

- 126 DeMeco Ryans, 2006
- 107 Jamie Sharper, 2003
- 101 Jay Foreman, 2003
- Jay Foreman, 2002

SOLO TACKLES, GAME

- 14 DeMeco Ryans at Oakland, 12/3/06
- Jay Foreman vs. New England, 11/23/03
- 13 Glover Quin at Jacksonville, 11/14/10
- Xavier Adibi at Indianapolis, 11/16/08
- DeMeco Ryans at New York Jets, 11/26/06



SACKS

SEASONS LEADING TEAM

- 4 Mario Williams, 2007-10
- 1 Seven times, last by Connor Barwin, 2011

CAREER

- 53.0 Mario Williams, 2006-11
- 21.0 J.J. Watt, 2011-12
- 20.0 Antonio Smith, 2009-12
- 18.0 Connor Barwin, 2009-12
- 15.0 Kailee Wong, 2002-06

SEASON

- 15.5 J.J. Watt, 2012
- 14.0 Mario Williams, 2007
- 12.0 Mario Williams, 2008
- 11.5 Connor Barwin, 2011
- 9.0 Mario Williams, 2009
- 8.5 Mario Williams, 2010

SEASON, ROOKIE

- 6.0 Brooks Reed, 2011
- 5.5 J.J. Watt, 2011
- 5.5 Amobi Okoye, 2007
- 5.0 Whitney Mercilus, 2012
- 5.0 Brian Cushing, 2009

- 4.5 Mario Williams, 2006

GAME

- 4.0 Connor Barwin at Jacksonville, 11/27/11
- 3.5 Mario Williams vs. Denver, 12/13/07
- 3.0 J.J. Watt at Detroit, 11/22/12
- Mario Williams at Washington, 9/19/10
- Mario Williams vs. Jacksonville, 12/1/08
- Shantee Orr at Baltimore, 12/4/05

GAME, OPPONENT

- 3 Nine times, last by DeMarcus Ware vs. Dallas, 9/26/10

SEASONS, 10 OR MORE SACKS

- 2 Mario Williams, 2007-08

- 1 J.J. Watt, 2012

- 1 Connor Barwin, 2011

CONSECUTIVE GAMES, SACK

- 6 J.J. Watt, 9/9/12 - 10/14/12
- 6 Mario Williams, 11/18/07 - 12/23/07
- 5 Brooks Reed, 10/23/11 - 11/27/11
- 5 Antonio Smith, 9/11/11 - 10/9/11
- 4 Jeff Posey, 9/15/02 - 10/13/02
- 3 Ten times, last by J.J. Watt, 11/18/12- 12/2/12

FUMBLES

FUMBLES

CAREER

- 68 David Carr, 2002-06
- 35 Matt Schaub, 2007-12
- 10 Steve Slaton, 2008-10
- 10 Domanick Williams#, 2003-05

SEASON

- 21 David Carr, 2002
- 17 David Carr, 2005
- 16 David Carr, 2006

GAME

- 3 Eight times, last by Sage Rosenfels vs. Indianapolis, 10/5/08
- 2 29 times, last by Arian Foster at Jacksonville, 11/27/11

FUMBLES FORCED

CAREER

- 11 Mario Williams, 2006-11
- 7 Jamie Sharper, 2002-04
- 6 Antonio Smith, 2009-12
- 6 Dunta Robinson, 2004-09
- 6 DeMeco Ryans, 2006-11
- 6 Brian Cushing, 2009-12
- 5 Bernard Pollard, 2009-10
- 5 Antwan Peek, 2003-06

SEASON

- 4 Bernard Pollard, 2010
- Mario Williams, 2008
- Shantee Orr, 2005
- 3 Danieal Manning, 2012
- Dunta Robinson, 2004
- Jamie Sharper, 2004
- Jamie Sharper, 2003
- Eric Brown, 2003

GAME

- 2 Brian Cushing at Indianapolis, 12/22/11
- Brian Cushing at Cincinnati, 10/18/09
- Shantee Orr vs. Jacksonville, 12/24/05
- Eric Brown vs. Indianapolis, 12/28/03
- Jamie Sharper at Buffalo, 11/16/03

OWN FUMBLES RECOVERED

CAREER

- 28 David Carr, 2002-06
- 11 Matt Schaub 2007-12
- 6 Chester Pitts, 2002-09

SEASON

- 12 David Carr, 2002
- 6 David Carr, 2005
- 5 David Carr, 2006
- 4 Twice, last by Matt Schaub, 2008
- 3 Chester Pitts, 2006

GAME

- 2 Five times, last: Wade Smith at Baltimore, 10/16/11

OPPONENTS' FUMBLES RECOVERED

CAREER

- 8 DeMeco Ryans, 2006-10
- 5 Morlon Greenwood, 2005-07
- 4 J.J. Watt, 2011-12
- C.C. Brown, 2005-08
- Jamie Sharper, 2002-04

SEASON

- 3 Tim Dobbins, 2012
- 3 Twice by DeMeco Ryans, 2007 and 2008
- 3 C.C. Brown, 2007
- 3 Morlon Greenwood, 2006
- 3 Jamie Sharper, 2002

GAME

- 2 DeMeco Ryans vs. Tennessee, 10/21/07



FUMBLES

YARDS RETURNING FUMBLES

LONGEST FUMBLE RETURN

- 66 Antwan Peek at Jacksonville, 12/26/04 (TD)
- 60 Charlie Anderson at Chicago, 12/19/04 (TD)
- 58 DeMarcus Faggins at Oakland, 12/3/06 (TD)

FUMBLES RETURNED FOR TOUCHDOWNS

CAREER

- 1 10 times, last by Dominique Barber, 2008-10

SEASON

- 1 10 times, last by Dominique Barber, 2009

SCORING

SCORING

SEASONS LEADING TEAM

- 8 Kris Brown, 2002-09
- 2 Neil Rackers, 2010-11

CONSECUTIVE SEASONS LEADING TEAM

- 8 Kris Brown, 2002-09
- 2 Neil Rackers, 2010-11

POINTS

CAREER

- 767 Kris Brown, 2002-09
- 334 Andre Johnson, 2003-12
- 288 Arian Foster, 2009-12

SEASON

- 135 Neil Rackers, 2011
- 124 Neil Rackers, 2010
- 124 Kris Brown, 2008
- 115 Kris Brown, 2007
- 108 Arian Foster, 2010

POINTS, NO TOUCHDOWNS, SEASON

- 135 Neil Rackers, 2011
- 124 Kris Brown, 2008
- 124 Neil Rackers, 2010
- 115 Kris Brown, 2007

POINTS, NO TOUCHDOWNS, CAREER

- 767 Kris Brown, 2002-09
- 259 Neil Rackers, 2010-11

SEASONS, 100 OR MORE POINTS

- 4 Kris Brown, 2005, 2007-09
- 2 Neil Rackers, 2010-11
- 1 Shayne Graham, 2012
- 1 Arian Foster, 2010

SEASON, ROOKIE

- 60 Steve Slaton, 2008
- 48 Domanick Williams#, 2003
- 30 Owen Daniels, 2006
- 24 Andre Johnson, 2003
- Wali Lundy, 2006

GAME

- 18 Arian Foster vs. Indianapolis, 9/12/10
- 18 Ryan Moats at Buffalo, 11/1/09
- 16 Kris Brown vs. Miami, 10/7/07
- 15 Kris Brown at Baltimore, 12/4/05
- Kris Brown at Miami, 9/7/03

GAME, OPPONENT

- 26 Rob Bironas vs. Tennessee, 10/21/07
- 24 Shaun Alexander at Seattle, 10/16/05
- 18 Eight times, last by Jordy Nelson vs. Green Bay, 10/14/12

CONSECUTIVE GAMES SCORING

- 99 Kris Brown, 12/14/03 – 1/3/10
- 32 Neil Rackers, 9/12/10 – 1/1/12
- 28 Kris Brown, 9/8/02 – 11/30/03
- 12 Shayne Graham, 2012

- 11 Arian Foster, 12/18/11 – 11/11/12

TOUCHDOWNS

SEASONS LEADING TEAM

- 3 Domanick Williams#, 2003-05
- Andre Johnson, 2006-07, 2009
- 2 Arian Foster, 2010-11

CONSECUTIVE SEASONS LEADING TEAM

- 3 Domanick Williams#, 2003-05
- 2 Andre Johnson, 2006-07
- Arian Foster, 2010-11

CAREER

- 55 Andre Johnson, 2003-12
- 48 Arian Foster, 2009-12
- 28 Domanick Williams#, 2003-05
- 26 Owen Daniels, 2006-12
- 24 Kevin Walter, 2007-12

SEASON

- 18 Arian Foster, 2010
- 15 Arian Foster, 2012
- 14 Domanick Williams#, 2004
- 12 Arian Foster, 2011
- 10 Steve Slaton, 2008
- 9 Andre Johnson, 2009
- 8 Andre Johnson, 2006, 2008, 2010
- Kevin Walter, 2008
- Domanick Williams#, 2003

SEASON, ROOKIE

- 10 Steve Slaton, 2008
- 8 Domanick Williams#, 2003
- 5 Owen Daniels, 2006

GAME

- 3 Arian Foster at Tennessee, 10/23/11
- 3 Arian Foster vs. Indianapolis, 9/12/10
- 3 Ryan Moats at Buffalo, 11/1/09

GAME, OPPONENT

- 4 Shaun Alexander at Seattle, 10/16/05
- 3 Nine times, last by Jordy Nelson vs. Green Bay, 10/14/12
- 2 46 times, last by James Jones vs. Green Bay on 10/14/12

GAME, ROOKIE

- 2 Nine times, last by Arian Foster vs. New England, 1/3/10

CONSECUTIVE GAMES SCORING TOUCHDOWNS

- 11 Arian Foster, 12/18/11 - 11/11/12
- 7 Domanick Williams#, 11/21/04 – 1/2/05
- 6 Arian Foster, 10/23/11 - 12/4/11
- 5 Arian Foster, 10/17/10 – 11/14/10
- 4 Andre Johnson, 12/2/07 – 12/23/07
- 3 Seven times, last by Owen Daniels, 9/23/12 - 10/8/12

POINTS AFTER TOUCHDOWNS

SEASONS LEADING TEAM

- 8 Kris Brown, 2002-09
- 2 Neil Rackers, 2010-11



ATTEMPTED, CAREER

- 253 Kris Brown, 2002-09
- 83 Neil Rackers, 2010-11

ATTEMPTED, SEASON

- 44 Kris Brown, 2009
- 43 Neil Rackers, 2010
- 40 Shayne Graham, 2012
- Kris Brown, 2007
- Neil Rackers, 2011

ATTEMPTED, GAME

- 6 Kris Brown vs. Jacksonville, 12/30/07
- 5 Seven times, last by Shayne Graham vs. Baltimore, 10/21/12

ATTEMPTED, GAME, OPPONENT

- 7 Mike Vanderjagt at Indianapolis, 11/14/04
- 6 Four times, last by Mason Crosby vs. Green Bay, 10/14/12
- 5 Nine times, last by Matt Stover vs. Indianapolis, 11/29/09

CONSECUTIVE POINTS AFTER TOUCHDOWN, CAREER

- 132 Kris Brown, 11/5/06 – 1/3/10
- 116 Kris Brown, 9/8/02 – 10/29/06
- 69 Neil Rackers, 9/12/10 – 11/6/11

POINTS AFTER TOUCHDOWN PERCENTAGE, CAREER

- 99.2 Kris Brown, 2002-2009

TWO-POINT CONVERSIONS, CAREER

- 2 Andre Johnson, 2003-10
- 1 Nine players, last by Jacoby Jones, 2007-10

TWO-POINT CONVERSIONS, SEASON

- 1 12 times, last by Jacoby Jones, 2010

TWO-POINT CONVERSION, GAME

- 1 12 times, last by Jacoby Jones vs. Baltimore, 12/13/10

TWO-POINT CONVERSION, GAME, OPPONENT

- 1 Three times, last by Derrick Mason vs. Baltimore, 11/9/08

FIELD GOALS

SEASONS LEADING TEAM

- 8 Kris Brown, 2002-09
- 2 Neil Rackers, 2010-11

CONSECUTIVE SEASONS LEADING TEAM

- 8 Kris Brown, 2002-09
- 2 Neil Rackers, 2010-11

ATTEMPTED, CAREER

- 223 Kris Brown, 2002-09
- 68 Neil Rackers, 2010-11

ATTEMPTED, SEASON

- 38 Neil Rackers, 2011
- 34 Kris Brown, 2005
- 33 Kris Brown, 2008
- 32 Neil Rackers, 2010
- 32 Kris Brown, 2009

ATTEMPTED, GAME

- 7 Kris Brown at Miami, 9/7/03
- 5 Four times, last by Kris Brown at Cleveland, 11/23/08
- 4 11 times, last by Neil Rackers at New Orleans, 9/25/11

FIELD GOALS, CAREER

- 172 Kris Brown, 2002-09
- 59 Neil Rackers, 2010-11

FIELD GOALS, SEASON

- 32 Neil Rackers, 2011
- 29 Kris Brown, 2008
- 27 Neil Rackers, 2010
- 26 Kris Brown, 2005
- 25 Kris Brown, 2007

FIELD GOALS, GAME

- 5 Three times, last by Kris Brown vs. Miami, 10/7/05
- 4 Three times, last by Neil Rackers at New Orleans, 9/25/11
- 3 21 times, last by Shayne Graham vs. Jacksonville, 11/18/12

FIELD GOALS, GAME, OPPONENT

- *8 Rob Bironas vs. Tennessee, 10/21/07
- 5 Twice, last by Rian Lindell at Buffalo, 9/11/05
- 4 Nine times, last by Adam Vinatieri at Indianapolis, 12/22/11
- 3 18 times, last by Josh Scobee vs. Jacksonville, 11/18/12

FIELD GOALS, ONE QUARTER, GAME

- 2 17 times, last by Shayne Graham, second quarter, vs. Baltimore, 10/21/12

FIELD GOALS, ONE QUARTER, GAME, OPPONENT

- 3 Rob Bironas vs. Tennessee, second quarter, 10/21/07

CONSECUTIVE GAMES SCORING FIELD GOALS

- 15 Neil Rackers, 11/11/10 – 10/9/11
- 10 Kris Brown, 11/13/05 – 9/17/06
- 9 Kris Brown, 10/25/09 – 12/27/09
- 9 Kris Brown, 9/8/02 – 11/10/02
- 8 Kris Brown, 11/24/02 – 9/14/03
- 8 Kris Brown, 11/9/08 – 12/28/08

CONSECUTIVE FIELD GOALS MADE

- 18 Neil Rackers, 12/13/10 – 10/2/11
- 15 Kris Brown, 12/3/06 – 9/30/07
- Kris Brown, 9/7/08 – 11/23/08
- 13 Shayne Graham, 9/9/12 – 10/21/12
- 12 Neil Rackers, 10/3/10 – 9/12/10
- 10 three times, last by Kris Brown, 12/14/08 – 10/4/09

LONGEST FIELD GOAL

- 57 Neil Rackers at Denver, 12/26/10
- Kris Brown vs. Miami, 10/7/07
- 56 Kris Brown at Indianapolis, 11/8/09
- 54 Four times, last by Neil Rackers vs. Oakland, 10/9/11
- 53 Five times, last Neil Rackers at Jacksonville, 11/27/11

FIELD GOAL PERCENTAGE, CAREER

- 77.1 Kris Brown, 2002-2009

FIELD GOAL PERCENTAGE, SEASON

- 90.0 Neil Rackers, 2010
- 87.9 Kris Brown, 2008
- 86.2 Kris Brown, 2007
- 84.2 Neil Rackers, 2011
- 81.8 Kris Brown, 2003

MOST FIELD GOALS, NO MISSES, GAME

- 5 Kris Brown vs. Miami, 10/7/07
- Kris Brown at Baltimore, 12/4/05
- 4 Neil Rackers at New Orleans, 9/25/11
- 4 Kris Brown vs. Tennessee, 10/9/05

MOST FIELD GOALS, NO MISSES, GAME, OPPONENT

- 8 Rob Bironas vs. Tennessee, 10/21/07
- 5 Rian Lindell at Buffalo, 9/11/05
- Phil Dawson vs. Cleveland, 1/2/05

MOST FIELD GOALS, 50 OR MORE YARDS, CAREER

- 14 Kris Brown, 2002-09
- 7 Neil Rackers, 2010-11

MOST FIELD GOALS, 50 OR MORE YARDS, SEASON

- 5 Kris Brown, 2007
- 4 Neil Rackers, 2011
- 3 Neil Rackers, 2010

MOST FIELD GOALS, 50 OR MORE YARDS, GAME

- *3 Kris Brown vs. Miami, 10/7/07
- 2 Neil Rackers at Denver, 12/26/10
- 1 16 times, last by Shayne Graham at Tennessee, 1/1/12

*NFL record

SCORING

SAFETIES

CAREER

- 1 Connor Barwin, 2009-12
- 1 Zac Diles, 2007-10
- 1 Brian Cushing, 2009-12
- 1 Seth Payne, 2002-06
- 1 Jimmy McClain, 2002

SEASON

- 1 Connor Barwin, 2012
- 1 Brian Cushing, 2009
- 1 Seth Payne, 2002
- 1 Jimmy McClain, 2002

GAME

- 1 Connor Barwin vs. Baltimore, 10/21/12
- 1 Zac Diles at Jacksonville, 12/6/09
- 1 Brian Cushing vs. Oakland, 10/4/09
- 1 Jimmy McClain vs. Baltimore, 12/15/02
- 1 Seth Payne vs. Dallas, 9/2/02

GAME, OPPONENT

- 1 Elvis Dumervil at Denver, 9/23/12
- 1 Jeff Posey at Buffalo, 11/16/03
- 1 Eric Westmoreland at Jacksonville, 10/27/02

SERVICE

SEASONS

- 10 Andre Johnson, 2003-12
- 8 Chester Pitts, 2002-09
- 8 Kris Brown, 2002-09
- 7 Owen Daniels, 2006-12
- 7 Kevin Walter, 2006-12

GAMES PLAYED

- 134 Andre Johnson, 2003-12
- 128 Kris Brown, 2002-09
- 114 Chester Pitts, 2002-09
- 105 Kevin Walter, 2006-12

CONSECUTIVE GAMES PLAYED

- 128 Kris Brown, 2002-09
- 114 Chester Pitts, 2002-09
- 91 Eric Winston, 2006-11
- 83 Steve McKinney, 2002-07

STARTS

- 134 Andre Johnson, 2003-12
- 114 Chester Pitts, 2002-09
- 87 Owen Daniels, 2006-12
- 87 Kevin Walter, 2006-12
- 86 Eric Winston, 2006-11

CONSECUTIVE STARTS

- 114 Chester Pitts, 2002-09
- 86 Eric Winston, 2006-11
- 77 Mario Williams, 2006-10
- 76 Chris Myers, 2008-12
- 73 DeMeco Ryans, 2006-10



ALL-TIME LEADERS

RUSHING YARDS

Player	Att.	Yds.	Avg.	Long	TD
1. Arian Foster	942	4,199	4.5	74t	42
2. Domanick Williams#	770	3,195	4.1	51	23
3. Steve Slaton	423	1,833	4.3	71t	12
4. Ron Dayne	345	1,385	4.0	39	11
5. David Carr	268	1,235	4.6	36	8

RECEIVING YARDS

Player	Rec.	Yds.	Avg.	Long	TD
1. Andre Johnson	780	10,770	13.8	77t	55
2. Owen Daniels	349	4,247	12.2	44	26
3. Kevin Walter	320	4,009	12.5	61	24
4. Jabar Gaffney	171	2,009	11.7	69	7
5. Corey Bradford	130	1,992	15.3	81	18

RUSHING-RECEIVING

Player	Rushing	Receiving	Total
1. Andre Johnson	54	10,770	10,824
2. Arian Foster	4,199	1,451	5,650
3. Domanick Williams#	3,195	1,276	4,471
4. Owen Daniels	0	4,247	4,247
5. Kevin Walter	82	4,009	4,091

PASSING (Min. 500 att.)

Player	A	C	Pct.	Yds	TD	INT	Lg	Rtg
1. Matt Schaub	2,531	1,648	65.1	19,965	113	61	80t	94.1
2. David Carr	2,070	1,243	60.0	13,391	59	65	81	75.5

SCORING

Player	TD	PAT	FG	2PT	TP
1. Kris Brown	-	251	172	-	767
2. Andre Johnson	55	-	-	2	334
3. Arian Foster	48	-	-	-	288
4. Neil Rackers	-	82	59	-	259
5. Domanick Williams#	28	-	-	-	168
6. Owen Daniels	26	-	-	-	156
7. Kevin Walter	24	-	-	-	144
8. Corey Bradford	18	-	-	1	110
9. Shayne Graham	-	40	21	-	103
10. Steve Slaton	17	-	-	-	102

Domanick Williams was known as Domanick Davis prior to 2006.

FIELD GOALS

Player	Att.	Made	Pct.	Long
1. Kris Brown	223	172	77.1	57
2. Neil Rackers	68	59	86.8	57

PUNTING AVERAGE

Player	No.	Yds.	Avg.	In20	Long	Blk
1. Matt Turk	254	10,735	42.3	88	62	0
2. Chad Stanley	437	17,908	41.0	135	62	2

INTERCEPTIONS

Player	No.	Yds.	Avg.	Long	TD
1. Dunta Robinson	13	162	12.5	61	1
2. Marcus Coleman	11	217	19.7	102t	1
3. Aaron Glenn	11	221	20.1	70t	2
4. Kareem Jackson	7	94	13.4	63t	1
Jason Allen	7	35	5.0	34	0
5. Johnathan Joseph	6	128	21.3	52t	1

PUNT RETURNS

Player	No.	Yds.	Avg.	Long	TD
1. Jacoby Jones	179	1,820	10.2	79t	3
2. J.J. Moses	72	553	7.7	40	0
3. Jermaine Lewis	36	280	7.8	48	0
4. Phillip Buchanan	20	180	9.0	45	0
5. Keshawn Martin	15	215	14.3	71	0

KICKOFF RETURNS

Player	No.	Yds.	Avg.	Long	TD
1. André Davis	108	2,743	25.4	104t	3
2. J.J. Moses	117	2,658	22.7	70	0
3. Jerome Mathis	72	2,054	28.5	99t	2
4. Jacoby Jones	64	1,490	23.3	95t	1
5. Dexter Wynn	52	1,193	22.9	39	0

COMBINED YARDAGE

Player	Total	Rush	Rec.	INT	PR/KR	FR
1. Andre Johnson	10,770	54	10,824	-	-/-	-
2. Arian Foster	5,650	4,199	1,451	-	-/-	-
3. Jacoby Jones	5,091	40	1,741	-	1,820/1,490	-
4. Domanick Williams#	4,585	3,195	1,276	-	24/90	-
5. Owen Daniels	4,247	-	4,247	-	-/-	-



TEAM WIN-LOSS RECORDS

WIN-LOSS RECORDS

OVERALL

Year	W	L	T	Pct.
2002	4	12	0	.250
2003	5	11	0	.313
2004	7	9	0	.438
2005	2	14	0	.125
2006	6	10	0	.375
2007	8	8	0	.500
2008	8	8	0	.500
2009	9	7	0	.563
2010	6	10	0	.375
2011	10	6	0	.625
2012	11	1	0	.917
Totals	76	96	0	.442

HOME

Year	W	L	T	Pct.
2002	2	6	0	.250
2003	3	5	0	.375
2004	3	5	0	.375
2005	2	6	0	.250
2006	4	4	0	.500
2007	6	2	0	.750
2008	6	2	0	.750
2009	4	4	0	.500
2010	4	4	0	.500
2011	5	3	0	.625
2012	5	1	0	.833
Totals	44	42	0	.512

ROAD

Year	W	L	T	Pct.
2002	2	6	0	.250
2003	2	6	0	.250
2004	4	4	0	.500
2005	0	8	0	.000
2006	2	6	0	.250
2007	2	6	0	.250
2008	2	6	0	.250
2009	5	3	0	.625
2010	2	6	0	.250
2011	5	3	0	.625
2012	6	0	0	1.000
Totals	32	54	0	.372

GAMES WON

CONSECUTIVE GAMES WON

- 7 10/23/11 - 12/11/11; In one season
- 6 10/21/12 - 12/2/12; In one season
- 6 12/13/09 - 9/19/10; Over two seasons
- 5 9/9/12 - 10/8/12; In one season
- 4 Twice, last 11/23/08 - 12/14/08; In one season
- 3 Three times, last 1/2/11 - 9/18/11; Over two seasons

GAMES WON, SEASON

- 11 2012
- 10 2011
- 9 2009, 2012
- 8 2007, 2008
- 7 2004
- 6 2006, 2010

CONSECUTIVE GAMES WON, SEASON

- 7 10/23/11 - 12/11/11
- 6 10/21/12 - 12/2/12
- 5 9/9/12 - 10/8/12
- 4 12/13/09 - 1/3/10
- 4 11/23/08 - 12/14/08
- 3 Four times, last 10/21/12 - 11/11/12

CONSECUTIVE GAMES WON, START OF SEASON

- 5 2012
- 2 2011
- 2 2010
- 2 2007

CONSECUTIVE GAMES WON, END OF SEASON

- 4 2009
- 2 2006

CONSECUTIVE HOME GAMES WON

- 4 11/18/07 - 12/30/07
- 3 Six times, last 10/21/12 - 11/18/12
- 2 Four times, last 9/9/12 - 9/30/12

CONSECUTIVE ROAD GAMES WON

- 6 9/16/12 - 12/2/12
- 4 12/20/09 - 10/3/10
- 4 10/23/11 - 12/11/11
- 2 Five times, last 10/4/09 - 10/25/09

SHUTOUT GAMES WON OR TIED, SEASON

- 1 2010
- 1 2004

GAMES LOST

CONSECUTIVE GAMES LOST

- 7 1/2/05 - 10/23/05
- 6 11/6/05 - 12/11/05
- 6 12/7/03 - 9/19/04
- 5 12/24/05 - 9/26/06
- 5 9/15/02 - 10/20/02

GAMES LOST, SEASON

- 14 2005
- 12 2002
- 11 2003

CONSECUTIVE GAMES LOST, SEASON

- 6 Twice, last 11/6/05 - 12/11/05
- 5 9/15/02 - 10/20/02
- 4 Four times, last 12/2/10 - 12/26/10
- 3 Eight times, last 12/18/11 - 1/1/12

CONSECUTIVE GAMES LOST, START OF SEASON

- 6 2005
- 4 2008
- 2 2006
- 2 2004

CONSECUTIVE GAMES LOST, END OF SEASON

- 4 2003
- 3 2002 and 2011
- 2 2005

CONSECUTIVE HOME GAMES LOST

- 5 12/24/04 - 10/23/05
- 4 9/22/02 - 11/17/02
- 3 Three times, last 12/24/05 - 9/24/06

CONSECUTIVE ROAD GAMES LOST

- 12 9/11/05 - 11/5/06
- 6 11/1/2010 - 12/26/2010
- 4 9/14/03 - 11/9/03
- 3 Six times, last 9/7/08 - 9/28/08

SHUTOUT GAMES LOST OR TIED, SEASON

- 1 2003



TEAM SCORING RECORDS

TOUCHDOWNS

MOST, SEASON

46 2009
44 2010
43 2007
41 2011, 2012
40 2008

FEWEST, SEASON

22 2002
26 2005
29 2003
30 2006
37 2004

MOST, GAME

6 vs. Jacksonville, 12/30/07
5 Nine times, last vs. Jacksonville (OT), 11/18/12
4 16 times, last at Detroit (OT), 11/22/12
3 45 times, last vs. Buffalo, 11/4/12

MOST ALLOWED, SEASON

52 2010
50 2005
45 2008
43 2007
42 Twice, 2003 and 2006

MOST ALLOWED, GAME

7 at Indianapolis, 11/14/04
6 Four times, last vs. Green Bay, 10/14/12
5 14 times, last at New Orleans, 9/25/11
4 28 times, last at Detroit (OT), 11/22/12

FEWEST ALLOWED, SEASON

27 2011
39 2009
39 2004
40 2002
42 Twice, 2003 and 2006

FEWEST ALLOWED, GAME

0 14 times, last at Chicago, 11/11/12
1 35 times, last at Tennessee, 12/2/12
2 37 times, last at New York Jets, 10/8/12
3 35 times, last at Denver 12/26/10

SCORING

MOST SCORED, SEASON

390 2010
388 2009
381 2011
379 2007
366 2008

MOST SCORED, GAME

43 vs. Jacksonville (OT), 11/18/12
43 vs. Baltimore, 10/21/12
42 vs. Jacksonville, 12/30/07
41 at Tennessee, 10/23/11
38 vs. Tennessee, 9/30/12

FEWEST POINTS SCORED, SEASON

213 2002
255 2003
260 2005
267 2006
306 2004

FEWEST POINTS SCORED, GAME

0 at Jacksonville, 12/7/03
3 Six times, last at Tampa Bay, 12/14/03
6 at Dallas, 10/15/06
7 Five times, last vs. New York Jets, 9/13/09

10 Eight times, last vs. New York Giants, 10/10/10

MOST POINTS SCORED, SEASON, OPPONENT

431 2005
427 2010
394 2008
384 2007
380 2003

MOST POINTS SCORED, GAME, OPPONENT

49 at Indianapolis, 11/14/04
45 vs. Kansas City, 11/20/05
43 at Indianapolis, 9/17/06
42 three times, last vs. Green Bay, 10/14/12

FEWEST POINTS SCORED, SEASON, OPPONENT

278 2011
333 2009
339 2004
356 2002
366 2006

FEWEST POINTS SCORED, GAME, OPPONENT

0 vs. Tennessee, 11/28/10
0 at Jacksonville, 12/26/04
3 vs. Kansas City, 9/9/07
5 at Chicago, 12/19/04
6 Seven times, last at Chicago, 11/11/12
7 Five times, last at Jacksonville, 9/16/12

MOST POINTS, SHUTOUT VICTORY, GAME

21 Texans 21 at Jacksonville 0, 12/26/04
20 Texans 20 vs. Tennessee 0, 11/28/10

FEWEST POINTS, SHUTOUT VICTORY, GAME

20 Texans 20 vs. Tennessee 0, 11/28/10
21 Texans 21 at Jacksonville 0, 12/26/04

MOST POINTS, GAME, BOTH TEAMS

80 Texans 43 vs. Jacksonville, 37 (OT), 11/18/12
74 Texans 36 vs. Tennessee 38, 10/21/07
73 Texans 33 at New Orleans 40, 9/25/11
70 Texans 42 vs. Jacksonville 28, 12/30/07
67 Texans 24 at Indianapolis 43, 9/17/06

FEWEST POINTS, GAME, BOTH TEAMS

16 Texans 3 vs. Tennessee 13, 12/29/02
19 twice, last Texans 13 at Chicago 6, 11/11/12
20 twice, last Texans 20 vs. Tennessee 0, 11/28/10
21 Texans 21 at Jacksonville 0, 12/26/04
22 Three times, last Texans 16 at Cleveland 6, 11/23/08

MOST POINTS IN FIRST QUARTER

17 Twice, last vs. Indianapolis, 9/11/11
14 Eight times, last at Tennessee, 12/2/12
10 Seven times, last at Jacksonville, 9/16/12

MOST POINTS IN SECOND QUARTER

24 vs. Arizona, 12/18/05
vs. Miami, 9/9/12
21 vs. Jacksonville, 12/30/07
20 vs. Baltimore, 10/21/12
17 Seven times, last at Tennessee, 10/23/11
14 11 times, last at Detroit, 11/22/12
13 Twice, last at Jacksonville, 11/27/11
10 14 times, last vs. Jacksonville, 11/18/12

MOST POINTS IN THIRD QUARTER

14 11 times, last vs. Tennessee, 9/30/12
10 Nine times, last at Detroit, 11/22/12

MOST POINTS IN FOURTH QUARTER

29 vs. Tennessee, 10/21/07
22 at Buffalo, 11/1/09
21 Four times, last vs. Kansas City, 10/17/10
20 at New York Jets, 11/21/10



TEAM SCORING RECORDS

SCORING, CONT.

MOST POINTS IN FIRST QUARTER, OPPONENT

- 21 at Tennessee, 12/19/10
- 17 at New England, 12/17/06
- 14 13 times, last vs. Green Bay, 10/14/12
- 13 at Oakland, 12/21/08
- 10 10 times, last at Indianapolis, 11/8/09

MOST POINTS IN SECOND QUARTER, OPPONENT

- 21 Three times, last at Indianapolis, 12/23/07
- 17 Five times, last vs. Jacksonville, 1/2/11
- 16 vs. Tennessee, 10/21/07
- 14 23 times, last at Detroit, 11/22/12
- 13 Three times, last vs. Tennessee, 1/1/12

MOST POINTS IN THIRD QUARTER, OPPONENT

- 21 at Indianapolis, 11/14/04
- 17 at Cleveland, 10/20/02
- 14 Nine times, last at Oakland, 12/21/08
- 13 vs. Indianapolis, 9/23/07
- 10 11 times, last vs. Jacksonville, 11/18/12

MOST POINTS IN FOURTH QUARTER, OPPONENT

- 23 at New Orleans, 9/25/11
- 22 vs. Baltimore, 11/9/08
- 21 Three times, last vs. Indianapolis, 11/29/09
- 17 Three times, last at Dallas, 10/15/06
- 16 at New York Jets, 12/5/04

MOST POINTS IN FIRST QUARTER, BOTH TEAMS

- 24 Texans 10, San Diego 14, 11/7/10
- 21 Six times, last Texans 0 at Tennessee 21, 12/19/10
- 20 Texans 7 at Oakland 13, 12/21/08
- 17 Nine times, last Texans 14 at Tennessee 3, 12/2/12

MOST POINTS IN SECOND QUARTER, BOTH TEAMS

- 31 Texans 24 vs. Arizona 7, 12/18/05
- 28 Five times, last Texans 14 at Detroit 14, 11/22/12
- 27 Twice, Texans 17 vs. Jacksonville 10, 1/2/11
- 24 Five times, last Texans 7 at Jacksonville 17, 12/6/09
- 21 Eight times, last Texans 7 vs. Baltimore 14, 12/13/10
- 20 10 times, last Texans 10 vs. Jacksonville 10, 11/18/12

MOST POINTS IN THIRD QUARTER, BOTH TEAMS

- 28 Texans 7 at Indianapolis 21, 11/14/04
- 27 Texans 10 at Cleveland 17, 10/20/02
- 21 Three times, last Texans 7 at Indianapolis 14, 11/16/08
- 18 Texans 10 at Philadelphia 8, 9/29/02
- 17 Four times, last Texans 7 at Indianapolis 10, 11/1/10

MOST POINTS IN FOURTH QUARTER, BOTH TEAMS

- 37 Texans 14 at New Orleans 23, 9/25/11
- 35 Texans 29 vs. Tennessee 6, 10/21/07
- 34 Texans 13 at Indianapolis 21, 9/17/06
- 30 Texans 20 at New York Jets 10, 11/21/10
- 29 Texans 8 at Jacksonville 21, 10/14/07

CONSECUTIVE GAMES SCORING A TOUCHDOWN

- 103 10/22/06 through 12/2/12
- 29 12/21/03 through 11/27/05
- 28 9/12/02 through 11/30/03
- 8 12/11/05 through 10/1/06

CONSECUTIVE GAMES SCORING

- 144 12/14/03 – 12/2/12
- 28 9/8/02 – 12/30/03

CONSECUTIVE QUARTERS HELD SCORELESS

- 7 4th quarter vs. Atlanta, 11/30/03, through 2nd quarter at Tampa Bay, 12/14/03
- 4 Three times, last 3rd quarter at Buffalo, 9/11/05 through 2nd quarter vs. Pittsburgh, 9/18/05

CONSECUTIVE QUARTERS HELD SCORELESS, OPPONENTS

- 5 3rd quarter vs. Jacksonville, 1/2/11, through 3rd quarter vs. Indianapolis, 9/11/11
- 4 Four times, last 1st quarter through 4th quarter vs. Tennessee, 11/28/10
- 3 4th quarter vs. Miami, 9/9/12, through 2nd quarter at Jacksonville, 9/16/12
- 3 3rd quarter vs. Seattle, 12/13/09, through 1st quarter at St. Louis, 12/20/09
- 3 4th quarter at Cleveland, 11/23/08, through 2nd quarter vs. Jacksonville, 12/1/08
- 3 3rd quarter vs. New Orleans, 11/18/07, through 1st quarter at Cleveland, 11/25/07

CONSECUTIVE QUARTERS HELD WITHOUT A TOUCHDOWN, OPPONENTS

- 13 vs. Indianapolis, 12/12/04, through vs. Cleveland, 1/2/05
- 9 vs. Baltimore, 10/21/12 through at Chicago, 11/11/12
- 8 vs. Cleveland, 12/31/06, through vs. Kansas City, 9/9/07
- 6 vs. Miami, 9/9/12 through at Jacksonville, 9/16/12
- 6 at Cleveland, 11/23/08, through vs. Jacksonville, 12/1/08

MOST POINTS BY HALF

FIRST HALF

- 34 vs. Indianapolis, 9/11/11
- 29 vs. Baltimore, 10/21/12
- 27 at Miami, 12/27/09
- 24 Six times, last vs. Miami, 9/9/12
- 21 Seven times, last at Tennessee, 12/2/12
- 20 Six times, last at Jacksonville, 11/27/11

SECOND HALF

- 29 vs. Tennessee, 10/21/07
- 28 vs. Kansas City, 10/17/10
- 28 vs. Minnesota, 10/10/04
- 25 at Buffalo, 11/1/09
- 24 vs. Tennessee, 9/30/12
- 21 13 times, last at Tampa Bay, 11/13/11
- 20 Three times, last at New York Jets, 11/21/10

MOST POINTS BY HALF, OPPONENT

FIRST HALF

- 35 at San Diego, 10/28/07
- 31 vs. Kansas City, 11/20/05
- 27 at New England, 12/17/06
- 24 Six times, last at Tennessee, 12/19/10
- 22 vs. Tennessee, 10/21/07

SECOND HALF

- 30 at New Orleans, 9/25/11
- 29 vs. Baltimore, 11/9/08
- 28 Four times, last vs. Indianapolis, 11/29/09
- 27 Two times, last at Jacksonville, 10/14/07
- 24 Six times, last at Denver, 12/26/10

MOST POINTS BY HALF, BOTH TEAMS

FIRST HALF

- 48 Texans 24 at Tennessee 24, 9/20/09
- 38 Three times, last Texans 21 vs. Jacksonville 17, 9/27/09
- 37 Texans 20 vs. Jacksonville 17, 1/2/11
- 35 Three times, last Texans 14 at Detroit 21, 11/22/12
- 34 Six times, last Texans 17 vs. Jacksonville 17, 11/18/12

SECOND HALF

- 47 Texans 17 at New Orleans 30, 9/25/11
- 45 Texans 28 vs. Kansas City 17, 10/17/10
- 45 Texans 29 vs. Tennessee 16, 10/21/07
- 44 Texans 21 at Indianapolis 23, 9/17/06



TEAM SCORING RECORDS

EXTRA POINTS

SEASON

- 43 Twice; 2009 and 2010
- 40 2007, 2012
- 39 2011
- 37 2008, 2012

GAME

- 6 vs. Jacksonville, 12/30/07
- 5 Five times, last vs. Baltimore, 10/21/12
- 4 20 times, last at Detroit (OT), 11/22/12
- 3 41 times, last at Tennessee, 12/2/12

SEASON, OPPONENT

- 50 2010
- 47 2005
- 44 2008
- 42 2007
- 40 2003

GAME, OPPONENT

- 7 twice, last at New Orleans, 9/25/11
- 6 Four times, last vs. Green Bay, 10/14/12
- 5 10 times, last vs. Indianapolis, 11/29/09

TWO-POINT CONVERSIONS

SEASON

- 2 2007
- 2 2006
- 2 2002
- 1 2010, 2009, 2005, 2004, 2008

GAME

- 1 12 times, last vs. Baltimore, 12/13/10

DEFENSIVE TOUCHDOWNS

SEASON

- 5 2004
- 3 2012
- 3 2009
- 3 2002
- 2 2007
- 2 2006
- 1 2011
- 1 2008
- 1 2003

GAME

- 2 vs. Tennessee, 9/30/12
- 2 at Pittsburgh, 12/8/02
- 1 21 times, last vs. Baltimore, 10/21/12

SCORING MARGIN

MARGIN OF VICTORY

- 34 at Tennessee, 10/23/11
- 30 vs. Baltimore, 10/21/12
- 29 vs. Cincinnati, 10/26/08
- 28 at Tampa Bay, 11/13/11
- 27 Twice, last vs. Indianapolis, 9/11/11

MARGIN OF DEFEAT

- 35 at Indianapolis, 11/14/04
- 35 vs. Cincinnati, 11/03/02
- 33 at New England, 12/17/06
- 32 at Seattle, 10/16/05
- 28 Four times, last vs. Baltimore, 11/9/08

COMEBACK VICTORIES (POINTS BEHIND)

- 18 vs. Tennessee, 11/28/04, 31-21 final
- 17 at Washington, 9/19/10, 30-27 final (OT)
- 14 Four times, last vs. Jacksonville, 11/18/12, 43-37 final (OT)
- 11 vs. Miami, 10/12/08, 29-28 final
- 10 Three times, last at Detroit, 11/22/12, 34-31 final (OT)

LARGEST DEFICIT OVERCOME

- 25 vs. Tennessee, 10/21/07, down 32-7, 36-38 final
- 21 vs. Baltimore, 12/13/10, down 21-0 and 28-7, 28-34 final (OT)
- 21 at Arizona, 10/11/09, down 21-0, 21-28 final
- 21 vs. Minnesota, 10/10/04, down 21-0, 28-34 final (OT)
- 18 vs. Tennessee, 11/28/04, down 21-3, 31-21 final

LARGEST LEAD BEFORE OPPONENT SCORES

- 34 vs. Indianapolis, 9/11/11
- 27 Twice, last at Tennessee, 10/23/11
- 24 vs. Seattle, 12/13/09
- 21 Three times, last vs. San Francisco, 10/25/09
- 20 vs. Tennessee, 11/28/10
- 17 Six times, last at Jacksonville, 9/16/12

SCORING DRIVES

LONGEST SCORING DRIVE (YARDS)

- 99 vs. Baltimore, 12/13/10, 15 plays, TD
- 98 vs. Tennessee, 10/21/07, 7 plays, TD
- 98 at Tennessee, 10/12/03, 2 plays, TD
- 97 at Denver, 9/23/12, 14 plays, TD
- 97 at Detroit, 11/22/12, 15 plays, TD
- 96 vs. Kansas City, 9/21/03, 9 plays, TD
- 95 vs. Pittsburgh, 10/2/11, 19 plays, TD

LONGEST SCORING DRIVE (PLAYS)

- 19 vs. Pittsburgh, 10/2/11, 95 yards, TD
- 19 vs. Atlanta, 12/4/11, 85 yards, TD
- 18 at New York Giants, 11/5/06, 80 yards, TD
- 17 at Jacksonville, 80 yards, TD
- 16 Eight times, last vs. Baltimore, 12/13/10, 70 yards, FG
- 15 12 times, last at Detroit, 11/22/12, 97 yards, TD
- 14 16 times, last vs. Jacksonville, 11/18/12, 73 yards, FG

LONGEST SCORING DRIVE (TIME)

- 10:55 vs. Pittsburgh, 10/2/11, 19 plays, 95 yards, TD
- 10:41 vs. Atlanta, 12/4/11, 19 plays, 85 yards, TD
- 10:26 vs. Kansas City, 9/9/07, 15 plays, 65 yards, FG
- 10:08 vs. Detroit, 10/19/08, 15 plays, 79 yards, TD
- 9:29 vs. Indianapolis, 12/24/06, 15 plays, 51 yards, FG

SHORTEST SCORING DRIVE (YARDS)

- 7 at Tennessee, 9/21/08, 4 plays, FG
- 5 at Pittsburgh, 12/8/02, 4 plays, FG
- 4 at Pittsburgh, 9/7/08, 4 plays, FG
- 1 Twice, last at Jacksonville, 11/27/11, 4 plays, FG
- 0 Twice, last at New York Jets, 10/8/12, 3 plays, FG
- 1 Twice, last vs. Miami, 9/9/12, 2 plays, TD
- 2 Twice, last at Jacksonville, 12/6/09, 4 plays, FG

SHORTEST SCORING DRIVE (PLAYS)

- 1 13 times, last at Tampa Bay, 11/13/11, 80 yards, TD
- 2 17 times, last at Detroit, 11/22/12, 81 yards, TD
- 3 17 times, last at New York Jets, 10/8/12, 0 yards, FG
- 4 28 times, last vs. Buffalo, 11/4/12, 77 yards, TD

SHORTEST SCORING DRIVE (TIME)

- 0:02 vs. Cleveland, 11/6/11, 1 play, 0 yards, FG
- 0:04 vs. San Diego, 11/7/10, 1 play, 8 yards, TD
- 0:04 vs. Jacksonville, 12/1/08, 1 play, 7 yards, TD
- 0:04 at Denver, 11/7/04, 1 play, 1 yard, TD
- 0:07 vs. Jacksonville, 12/1/08 1 play, 40 yards, TD
- 0:09 at New York Jets, 11/21/10, 1 play, 43 yards, TD



TEAM TOTAL OFFENSE RECORDS

MOST NET YARDS GAINED, SEASON

6,186 2010
6,129 2009
6,113 2008
5,954 2011
5,337 2007

MOST NET YARDS GAINED, GAME

640 vs. Jacksonville (OT), 11/18/12
549 at Green Bay, 12/7/08
526 at Washington (OT), 9/19/10
518 at Tennessee, 10/23/11
501 at Detroit (OT), 11/22/12

FEWEST NET YARDS GAINED, SEASON

3,572 2002
4,053 2005
4,306 2003
4,465 2006
5,128 2004

FEWEST NET YARDS GAINED, GAME

47 at Pittsburgh, 12/8/02
107 at Tampa Bay, 12/14/03
118 at San Diego, 9/15/02
120 at Buffalo, 9/11/05
124 at Jacksonville, 12/7/03

MOST NET YARDS ALLOWED, SEASON

6,082 2003
6,031 2010
5,824 2005
5,507 2007
5,458 2004

MOST NET YARDS ALLOWED, GAME

535 at Tennessee, 10/12/03
525 at Detroit (OT), 11/22/12
515 at Indianapolis, 9/17/06
510 vs. Minnesota (OT), 10/10/04
495 vs. Washington, 9/24/06

FEWEST NET YARDS ALLOWED, SEASON

4,571 2011
5,198 2009
5,230 2002
5,385 2008
5,400 2006

FEWEST NET YARDS ALLOWED, GAME

117 at Jacksonville, 9/16/12
126 at Jacksonville, 12/26/04
148 at Tennessee, 10/23/11
162 vs. Tennessee, 11/28/10
165 vs. Oakland, 10/4/09

MOST NET YARDS GAINED, SEASON, BOTH TEAMS

12,217 2010
11,498 2008
11,327 2009
10,844 2007
10,586 2004

MOST NET YARDS GAINED, GAME, BOTH TEAMS

1,098 Texans 640 vs. Jacksonville 458 (OT), 11/18/12
1,026 Texans 501 at Detroit 525 (OT), 11/22/12
993 Texans 458 at Tennessee 535, 10/12/03
947 Texans 526 at Washington 421 (OT), 9/19/10
937 Texans 549 at Green Bay 388, 12/7/08

FEWEST NET YARDS GAINED, SEASON, BOTH TEAMS

8,802 2002
9,865 2006
9,877 2005
10,388 2003
10,525 2011

FEWEST NET YARDS GAINED, GAME, BOTH TEAMS

385 Texans 118 at San Diego 267, 9/15/02
426 Texans 124 at Oakland 302, 12/3/06
428 Texans 198 at New England 230, 12/17/06
436 Texans 120 at Buffalo 316, 9/11/05
443 Texans 165 at Indianapolis 278, 12/1/02

MOST NET YARDS GAINED, FIRST HALF

364 vs. Seattle, 12/13/09
306 at Miami, 12/27/09
303 at Tennessee, 10/23/11
301 at New Orleans, 9/25/11
286 vs. Jacksonville, 1/2/11

MOST NET YARDS GAINED, SECOND HALF

309 vs. Tennessee, 10/21/07
306 vs. Kansas City, 10/17/10
301 vs. Baltimore, 12/13/10
288 at Jacksonville, 11/14/10
286 at Arizona, 10/11/09

FEWEST NET YARDS GAINED, FIRST HALF

21 at Pittsburgh, 12/8/02
24 vs. Tennessee, 10/21/07
46 at Tampa Bay, 12/14/03
47 at San Diego, 9/15/02
53 at Oakland, 12/3/06

FEWEST NET YARDS GAINED, SECOND HALF

-4 vs. Indianapolis, 10/23/05
26 at Pittsburgh, 12/8/02
47 Twice, last at Jacksonville, 11/27/11
54 at Chicago, 11/11/12
58 vs. Green Bay, 11/21/04

MOST NET YARDS ALLOWED, FIRST HALF

299 vs. Washington, 9/24/06
297 at Arizona, 10/11/09
292 at Indianapolis, 12/23/07
292 vs. Kansas City, 11/20/05
291 at Tennessee, 10/12/03

MOST NET YARDS ALLOWED, SECOND HALF

302 at Indianapolis, 11/16/05
295 vs. New England, 11/23/03
291 at Jacksonville, 11/14/10
282 at Denver, 12/26/10
277 at New Orleans, 9/25/11

FEWEST NET YARDS ALLOWED, FIRST HALF

43 at Jacksonville, 9/16/12
50 vs. San Francisco, 10/25/09
54 vs. Tennessee, 11/28/10
61 at Jacksonville, 12/26/04
70 vs. Cleveland, 11/6/11

FEWEST NET YARDS ALLOWED, SECOND HALF

41 at San Diego, 10/28/07
43 at Arizona, 10/11/09
46 vs. Oakland, 10/4/09
61 vs. Jacksonville, 10/30/11
65 at Jacksonville, 12/26/04

MOST NET YARDS GAINED, FIRST QUARTER

185 at New Orleans, 9/25/11
184 at Tampa Bay, 11/13/11
174 vs. Seattle, 12/13/09
161 at Oakland, 10/3/10
154 vs. Jacksonville, 1/2/11

MOST NET YARDS GAINED, SECOND QUARTER

207 at Tennessee, 10/23/11
190 vs. Seattle, 12/13/09
179 at Miami, 12/27/09
174 vs. Buffalo, 10/13/02
173 at Washington, 9/19/10



TEAM TOTAL OFFENSE RECORDS

MOST NET YARDS GAINED, THIRD QUARTER

183 at Oakland, 10/3/10
175 vs. Carolina, 12/18/11
170 at Jacksonville, 11/14/10
169 at Indianapolis, 11/8/09
155 at Philadelphia, 12/2/10

MOST NET YARDS GAINED, FOURTH QUARTER

253 vs. Tennessee, 10/21/07
203 vs. Jacksonville, 11/18/12
196 at Arizona, 10/11/09
194 vs. Baltimore, 12/13/10
189 at Indianapolis, 9/17/06

FEWEST NET YARDS GAINED, FIRST QUARTER

-5 at Indianapolis, 11/14/04
-3 at Buffalo, 9/11/05
4 at Pittsburgh, 12/8/02
6 at Tennessee, 12/19/10
11 vs. Tennessee, 10/21/07

FEWEST NET YARDS GAINED, SECOND QUARTER

4 at San Francisco, 1/1/06
6 at San Diego, 9/15/02
9 vs. New England, 11/23/03
11 at Oakland, 12/3/06
13 vs. Tennessee, 10/21/07

FEWEST NET YARDS GAINED, THIRD QUARTER

2 vs. Pittsburgh, 10/2/11
7 at Kansas City, 9/26/04
10 vs. Philadelphia, 9/10/06
11 at New York Jets, 11/26/06
11 at New York Jets, 11/21/10

FEWEST NET YARDS GAINED, FOURTH QUARTER

-17 vs. Indianapolis, 10/23/05
-9 at Cincinnati, 11/9/03
8 vs. Arizona, 12/18/05
8 at Pittsburgh, 12/8/02
14 Twice, last at New York Giants, 11/5/06

MOST NET YARDS ALLOWED, FIRST QUARTER

220 vs. Buffalo, 11/19/06
191 at Indianapolis, 11/8/09
171 vs. Pittsburgh, 9/18/05
166 vs. San Diego, 11/7/10
160 at Philadelphia, 12/2/10

MOST NET YARDS ALLOWED, SECOND QUARTER

193 vs. Philadelphia, 9/10/06
177 vs. Tennessee, 12/21/03
170 at Jacksonville, 12/6/09
168 at Indianapolis, 12/23/07
165 vs. Tennessee, 10/21/07

MOST NET YARDS ALLOWED, THIRD QUARTER

224 at Indianapolis, 11/16/08
170 at Denver, 12/26/10
168 vs. Jacksonville, 9/28/03
164 at Tennessee, 12/2/07
158 vs. Dallas, 9/8/02

MOST NET YARDS ALLOWED, FOURTH QUARTER

224 vs. Indianapolis, 9/12/10
213 at Jacksonville, 11/14/10
210 vs. Green Bay, 11/21/04
201 at New Orleans, 9/25/11
176 at Carolina, 9/16/07

FEWEST NET YARDS ALLOWED, FIRST QUARTER

-9 vs. New York Jets, 9/13/03
-1 at Jacksonville, 12/26/04
1 vs. San Francisco, 10/25/09
4 vs. Detroit, 10/18/08
5 vs. Indianapolis, 9/11/11

FEWEST NET YARDS ALLOWED, SECOND QUARTER

0 at Jacksonville, 9/16/12
11 at Carolina, 9/16/07
17 at New Orleans, 9/14/03
26 vs. Buffalo, 11/19/06
26 at Cleveland, 10/20/02

FEWEST NET YARDS ALLOWED, THIRD QUARTER

-5 vs. Miami, 9/9/12
1 at Tampa Bay, 11/13/11
6 at Cincinnati, 10/18/09
7 vs. Baltimore, 12/13/10
9 at Indianapolis, 11/8/09

FEWEST NET YARDS ALLOWED, FOURTH QUARTER

2 at Pittsburgh, 9/7/08
3 vs. Dallas, 9/8/02
7 at Tennessee, 9/21/08
9 at Arizona, 10/11/09
11 at Tennessee, 10/23/11

TEAM RUSHING RECORDS

RUSHING YARDS

SEASON

2,448 2011
2,042 2010
1,882 2004
1,846 2008
1,816 2005

GAME

261 vs. Cleveland, 11/6/11
257 vs. Indianapolis, 9/12/10
249 at Oakland, 10/3/10
244 vs. Jacksonville, 1/2/11
222 at Tennessee, 10/23/11

FEWEST, SEASON

1,347 2002
1,475 2009
1,586 2007
1,651 2003
1,687 2006

FEWEST, GAME

24 vs. New York Giants, 10/10/10
25 at New York Jets, 11/26/06
28 vs. Tennessee, 12/29/02
30 at Tennessee, 12/19/10
34 at Dallas, 10/15/06
34 at Buffalo, 11/16/03

ALLOWED, SEASON

2,370 2003
2,303 2005
2,089 2002
1,963 2008
1,956 2006

ALLOWED, GAME

320 at Seattle, 10/16/05
247 at Washington, 12/22/02
244 at Jacksonville, 10/14/07
240 at Tennessee, 9/20/09
240 at Cincinnati, 11/9/03



TEAM RUSHING RECORDS

RUSHING YARDS, CONT.

FEWEST ALLOWED, SEASON

1,536 2011
1,711 2009
1,751 2010
1,825 2007
1,843 2004

FEWEST ALLOWED, GAME

18 at Washington, 9/19/10
24 vs. Tennessee, 11/28/10
27 at New York Jets, 11/26/06
39 Twice, last vs. Arizona, 12/18/05
44 Three times, last vs. Cleveland, 11/6/11

SEASON, BOTH TEAMS

4,119 2005
4,021 2003
3,984 2011
3,809 2008
3,793 2010

GAME, BOTH TEAMS

442 Texans 244 vs. Jacksonville 198, 1/2/11
387 Texans 67 at Seattle 320, 10/16/05
380 Texans 140 at Cincinnati 240, 11/9/03
367 Texans 249 at Oakland 118, 10/3/10
360 Texans 132 vs. Kansas City 228, 10/17/10

FEWEST, SEASON, BOTH TEAMS

3,186 2009
3,411 2007
3,436 2002
3,641 2006

FEWEST, GAME, BOTH TEAMS

52 Texans 25 at New York Jets 27, 11/26/06
76 Texans 58 at Washington 18, 9/19/10
89 Texans 45 at Arizona 44, 10/11/09
131 Texans 24 vs. New York Giants 117, 10/10/10
132 Twice, last Texans 24 vs. Indianapolis 30, 9/23/07

ATTEMPTS

SEASON

546 2011
481 2004
437 2005
432 2008
431 2006

GAME

48 at Jacksonville, 9/16/12
47 at Tennessee, 10/23/11
44 Twice, last at Tampa Bay, 11/13/11
42 Three times, last vs. Indianapolis, 9/12/10
41 Three times, last vs. Indianapolis, 9/11/11

FEWEST, SEASON

417 2007
421 2003
423 2010
424 2002
425 2009

FEWEST, GAME

12 vs. Tennessee, 10/21/07
13 vs. New York Jets, 9/13/09
14 at New York Jets, 11/26/06
15 vs. New York Giants, 10/10/10
16 Three times, last vs. Baltimore, 11/9/08

SEASON, OPPONENT

533 2003
509 2002
506 2005
446 2006
438 2008

GAME, OPPONENT

57 at Cincinnati, 11/9/03
47 at San Francisco, 1/1/06
46 at Washington, 12/22/02
42 Five times, last vs. Tennessee, 11/23/09
41 vs. New England, 11/23/03

FEWEST, SEASON, OPPONENT

378 2011
396 2009
417 2007
417 2004
433 2010

FEWEST, GAME, OPPONENT

10 vs. Indianapolis, 9/12/10
12 three times, last vs. Baltimore, 10/21/12
13 vs. Arizona, 12/18/05
14 Twice, last at Jacksonville, 9/16/12

RUSHING AVERAGE

SEASON

4.8 2010
4.5 2011
4.3 2008
4.2 2005
4.1 2012
3.9 2003, 2004, 2006

GAME

7.4 at Cincinnati, 11/9/03
7.3 at Detroit (OT), 11/22/12
7.2 vs. Buffalo, 11/19/06
7.1 at Indianapolis, 11/16/08
7.1 vs. Tennessee, 11/28/04

LOWEST, SEASON

3.2 2002
3.5 2009
3.8 2007
3.9 2003
3.9 2004
3.9 2006

LOWEST, GAME

1.2 at Buffalo, 11/16/03
1.3 vs. Tennessee, 12/29/02
1.4 at Pittsburgh, 12/8/02
1.6 vs. New York Giants, 10/10/10
1.8 at New York Jets, 11/26/06
1.8 at Tennessee, 12/19/10

SEASON, OPPONENT

4.6 2005
4.5 2008
4.4 2007
4.4 2006
4.4 2004
4.4 2003



TEAM RUSHING RECORDS

RUSHING AVERAGE , CONT.

GAME, OPPONENT

- 9.4 at Jacksonville, 10/14/07
- 9.2 at Tennessee, 9/20/09
- 7.6 Twice, last at Seattle, 10/16/05
- 6.6 vs. Tennessee, 12/10/06
- 6.5 Three times, last at Buffalo, 11/16/03

LOWEST, SEASON, OPPONENT

- 4.0 2010
- 4.1 2002, 2011, 2012
- 4.3 2009
- 4.4 Four times, last in 2007

LOWEST, GAME, OPPONENT

- 1.0 at New York Jets, 11/26/06
- 1.1 at Washington, 9/19/10
- 2.0 vs. Tennessee, 11/28/10
- 2.0 vs. Oakland, 10/4/09
- 2.1 Three times, last vs. Cleveland, 11/6/11

RUSHING TOUCHDOWNS

SEASON

- 20 2010
- 18 2011
- 16 2004, 2008, 2012
- 14 2003
- 13 2006 and 2009

GAME

- 3 11 times, last at Jacksonville, 9/16/12
- 2 29 times, last at Detroit (OT), 11/22/12
- 1 55 times, last at Tennessee, 12/2/12

SEASON, OPPONENT

- 21 2005
- 18 2008
- 17 2009
- 16 2006 and 2010
- 15 2007

GAME, OPPONENT

- 5 at Seattle, 10/16/05
- 4 Twice, last vs. Jacksonville, 9/27/09
- 3 Five times, last at Pittsburgh, 9/7/08
- 2 32 times, last at Detroit (OT), 11/22/12

100-YARD RUSHING GAMES BY AN INDIVIDUAL

SEASON

- 11 2011
- 8 2010
- 6 2012
- 5 2004, 2008
- 4 2003
- 3 2005,
- 2 2006, 2009

SEASON, OPPONENT

- 10 2005
- 7 2003 and 2004
- 6 2007
- 5 2002 and 2008
- 4 2006, 2009 and 2010

CONSECUTIVE GAMES WITH A RUSHING TOUCH-DOWN

TEXANS

- 7 at Oakland, 10/3/10, through at New York Jets, 11/21/10
- 6 vs. Tennessee, 11/28/04, through vs. Cleveland, 1/2/05
- 6 at Tennessee, 10/23/11, through vs. Atlanta, 12/4/11
- 5 vs. Tennessee, 9/30/12, through vs. Buffalo, 11/4/12
- 5 vs. Carolina, 12/18/11 through at Jacksonville, 9/16/12
- 5 at Oakland, 12/3/06, through vs. Cleveland, 12/31/06
- 5 vs. Tennessee, 11/28/04, through at Jacksonville, 12/26/04
- 4 vs. Indianapolis, 10/5/08, through vs. Cincinnati, 10/26/08
- 4 vs. New York Jets, 10/19/03, through at Cincinnati, 11/9/03

OPPONENT

- 6 at Pittsburgh, 9/7/08, through vs. Detroit, 10/19/08
- 5 at Washington, 9/19/10 through vs. Kansas City, 10/17/10
- 5 at Buffalo, 11/1/09 through at Jacksonville, 12/6/09
- 5 at Dallas, 10/15/06, through at Jacksonville, 11/12/06
- 5 at Jacksonville, 11/6/05, through at Baltimore, 12/4/05
- 5 at New Orleans, 9/14/03, through vs. New York Jets, 10/19/03
- 5 at Philadelphia, 12/2/10, through vs. Jacksonville, 1/2/11
- 4 at New York Jets, 11/26/06, through at New England, 12/17/06
- 4 at Philadelphia, 9/29/02, through at Jacksonville, 10/27/02

TEAM PASSING RECORDS

NET YARDS PASSING

MOST, SEASON

- 4,654 2009
- 4,267 2008
- 4,144 2010
- 3,748 2007
- 3,506 2011

MOST, GAME

- 504 vs. Jacksonville (OT), 11/18/12
- 468 at Washington (OT), 9/19/10
- 408 at Green Bay, 12/7/08
- 403 vs. Oakland, 10/9/11
- 385 at Cincinnati, 10/18/09

FEWEST, SEASON

- 2,225 2002
- 2,237 2005
- 2,655 2003
- 2,778 2006
- 2,965 2012
- 3,246 2004

FEWEST, GAME

- 5 at Oakland, 12/3/06
- 6 vs. Indianapolis, 10/23/05
- 10 at Pittsburgh, 12/8/02
- 25 at Buffalo, 9/11/05
- 29 at San Diego, 9/15/02



TEAM PASSING RECORDS

NET YARDS PASSING, CONT.

MOST ALLOWED, SEASON

4,280 2010
3,712 2003
3,682 2007
3,615 2004
3,521 2005

MOST ALLOWED, GAME

421 at Tennessee, 10/12/03
419 at Detroit (OT), 11/22/12
419 vs. Indianapolis, 9/12/10
403 at Washington, 9/19/10
390 at Indianapolis, 9/17/06

FEWEST ALLOWED, SEASON

3,035 2011
3,141 2002
3,423 2008
3,444 2006
3,487 2009

FEWEST ALLOWED, GAME

31 at Jacksonville, 12/26/04
52 at Jacksonville, 9/16/12
86 at Tennessee, 10/29/06
90 vs. Jacksonville, 10/30/11
95 at Tennessee, 10/23/11

MOST, SEASON, BOTH TEAMS

8,424 2010
8,141 2009
7,690 2008
7,430 2007
6,861 2004

MOST, GAME, BOTH TEAMS

876 Texans 504 vs. Jacksonville 378 (OT), 11/18/12
871 Texans 468 at Washington 403 (OT), 9/19/10
788 Texans 367 at Tennessee 421, 10/12/03
746 Texans 358 vs. Minnesota 388 (OT), 10/10/04
718 Texans 364 at New Orleans 354, 9/25/11

FEWEST, SEASON, BOTH TEAMS

5,366 2002
5,758 2005
6,222 2006
6,367 2003
6,541 2011

FEWEST, GAME, BOTH TEAMS

153 Texans 122 at Jacksonville 31, 12/26/04
172 Texans 29 at San Diego 143, 9/15/02
184 Texans -5 at Oakland 189, 12/3/06
189 Texans 25 at Buffalo 164, 9/11/05
218 Texans 93 at New England 125, 12/14/06

GROSS YARDS PASSING

MOST, SEASON

4,803 2009
4,474 2008
4,370 2010
3,925 2007
3,696 2011

MOST, GAME

527 vs. Jacksonville (OT), 11/18/12
497 at Washington (OT), 9/19/10
416 vs. Oakland, 10/9/11
414 vs. Green Bay, 12/7/08
393 vs. Baltimore (OT), 12/13/10

FEWEST, SEASON

2,636 2002
2,661 2005
2,841 2003
3,032 2006
3,547 2004

FEWEST, GAME

32 at Oakland, 12/3/06
33 at Pittsburgh, 12/8/02
48 vs. Indianapolis, 10/23/05
64 at Tampa Bay, 12/14/03
70 at Buffalo, 9/18/05

MOST ALLOWED, SEASON

4,499 2010
3,878 2007
3,835 2003
3,776 2004
3,727 2005

MOST ALLOWED, GAME

441 at Detroit (OT), 11/22/12
433 vs. Indianapolis, 9/12/10
426 at Washington, 9/19/10
421 at Tennessee, 10/12/03
400 at Indianapolis, 9/17/06

FEWEST ALLOWED, SEASON

3,322 2011
3,378 2002
3,598 2008
3,635 2006
3,674 2009

FEWEST ALLOWED, GAME

54 at Jacksonville, 12/26/04
76 at Jacksonville, 9/16/12
87 at Tennessee, 10/29/06
97 vs. Jacksonville, 10/30/11
109 at Tennessee, 11/10/02
116 Twice, last at Tennessee, 10/23/11

PASS ATTEMPTS

MOST, SEASON

593 2009
574 2010
555 2008
529 2007
481 2006

MOST, GAME

62 vs. Baltimore (OT), 12/13/10
55 vs. Jacksonville (OT), 11/18/12
54 at New York Jets, 11/26/06
54 at Tennessee Titans, 12/19/10
52 at Washington (OT), 9/19/10

FEWEST, SEASON

439 2003
447 2002
449 2005
467 2011
471 2004

FEWEST, GAME

9 vs. Indianapolis, 10/23/05
10 at Pittsburgh, 12/8/02
14 at Oakland, 12/3/06
15 Twice, last at Tampa Bay, 11/13/11
16 at Indianapolis, 12/22/11



TEAM PASSING RECORDS

PASS ATTEMPTS, CONT.

MOST, SEASON, OPPONENT

548 2009
547 2010
546 2007
538 2011
530 2004

MOST, GAME, OPPONENT

61 at Detroit (OT), 11/22/12
58 at Pittsburgh, 12/8/02
57 vs. Indianapolis, 9/12/10
55 at Miami, 12/27/09
52 at Denver, 9/23/12
50 Three times, last at Indianapolis, 11/8/09

FEWEST, SEASON, OPPONENT

469 2005
471 2008
502 2003
505 2006
512 2002

FEWEST, GAME, OPPONENT

11 at San Diego, 10/28/07
15 at Tennessee, 10/29/06
18 Twice, last at Minnesota, 11/2/08
20 at Seattle, 10/16/05
21 Four times, last at Jacksonville, 9/16/12

PASS COMPLETIONS

MOST, SEASON

399 2009
367 2008
365 2010
346 2007
329 2006

MOST, GAME

43 vs. Jacksonville (OT), 11/18/12
39 at New York Jets, 11/26/06
38 at Washington (OT), 9/19/10
35 at Arizona, 10/11/09
35 at Tennessee, 12/19/10
33 at Tennessee (OT), 10/29/06

FEWEST, SEASON

235 2002
248 2003
270 2005
286 2004
288 2011

FEWEST, GAME

3 at Pittsburgh, 12/8/02
6 Twice, last vs. Indianapolis, 10/23/05
7 at Oakland, 12/3/06
9 Four times, last vs. Indianapolis, 9/12/10
10 Five times, last vs. Cleveland, 10/30/05

MOST, SEASON, OPPONENT

361 2007
354 2010
344 2009
344 2004
328 2006

PASS COMPLETIONS, continued

MOST, GAME, OPPONENT

40 vs. Indianapolis, 9/12/10
36 vs. Minnesota, 10/10/04
35 at Miami, 12/27/09
34 at Indianapolis, 11/8/09
33 Twice, last vs. New Orleans, 11/18/07

FEWEST, SEASON, OPPONENT

279 2011
281 2002
295 2008
297 2003
304 2005

FEWEST, GAME, OPPONENT

7 Twice, last at San Diego, 10/28/07
8 vs. Tennessee, 12/29/02
9 at Jacksonville, 9/16/12
10 Three times, last vs. Jacksonville, 10/30/11
11 at Minnesota, 11/2/08
12 Six times, last at Miami, 9/18/11

MOST TOUCHDOWN PASSES

MOST, SEASON

29 2009
24 2007
24 2010
21 2008, 2012
20 2011

MOST, GAME

5 vs. Jacksonville (OT), 11/18/12
4 Four times, last at Denver, 9/23/12
3 12 times, last at New Orleans, 9/25/11
2 43 times, last at Tennessee, 12/2/12
1 64 times, last at Detroit (OT), 11/22/12

MOST, SEASON, OPPONENT

33 2010
32 2004
24 2005 and 2008
23 2002
22 2006
22 2003

MOST, GAME, OPPONENT

6 vs. Green Bay, 10/14/12
5 Twice, last at Indianapolis, 11/14/04
4 Five times, last vs. Jacksonville (OT), 11/18/12
3 26 times, last at New Orleans, 9/25/11
2 46 times, last at Detroit (OT), 11/22/12

CONSECUTIVE GAMES WITH A PASSING TOUCHDOWN

TEXANS

16 at Jacksonville, 11/14/10, through vs. Jacksonville, 10/30/11
12 at Indianapolis, 11/8/09, through at Oakland, 10/3/10
11 at Jacksonville, 10/14/07, through vs. Jacksonville, 12/30/07
8 vs. Pittsburgh, 9/18/05, through at Indianapolis, 11/13/05
6 vs. Baltimore, 10/21/12, through at Tennessee, 12/2/12
6 at Tennessee, 9/20/09, through vs. San Francisco, 10/25/09

OPPONENT

12 vs. Cleveland, 1/2/05, through vs. St. Louis, 11/27/05
10 vs. Indianapolis, 9/12/10, through at New York Jets, 11/21/10



TEAM FIRST DOWNS

MOST, SEASON

360 2010
340 2009
340 2008
321 2011
300 2004

MOST, GAME

39 vs. Jacksonville (OT), 11/18/12
29 Four times, last at Tennessee, 10/23/11
28 Twice, last at Jacksonville, 9/16/12
27 Three times, last vs. Baltimore, 10/21/12
26 Six times, last at Detroit (OT), 11/22/12

FEWEST, SEASON

208 2002
237 2003
243 2005
282 2006
295 2007

FEWEST, GAME

3 at Pittsburgh, 12/8/02
7 Three times, last at Tampa Bay, 12/14/03
9 at Jacksonville, 11/27/11
10 Five times, last at Oakland, 12/3/06
11 Six times, last vs. New York Giants, 10/10/10

MOST ALLOWED, SEASON

352 2010
348 2005
336 2003
325 2007
312 2006

MOST ALLOWED, GAME

34 at Indianapolis, 9/17/06
33 at Indianapolis, 12/23/07
31 at Seattle, 10/16/05
30 Three times, last at Indianapolis, 11/16/08
29 Twice, last at Detroit (OT), 11/22/12

FEWEST ALLOWED, SEASON

270 2011
291 2002
300 2009
300 2008
304 2004

FEWEST ALLOWED, GAME

6 at Jacksonville, 12/26/04
8 twice, last at Chicago, 11/11/12
9 Twice, last at Jacksonville, 9/16/12
9 at Buffalo, 11/1/09
10 Twice, last vs. Cleveland, 11/6/11

MOST, SEASON, BOTH TEAMS

712 2010
640 2009
630 2008
620 2007
604 2004

MOST, GAME, BOTH TEAMS

56 Texans 39 vs. Jacksonville 17 (OT), 11/18/12
55 Twice, last Texans 26 at Detroit 29 (OT), 11/22/12
52 Texans 18 at Indianapolis 34, 9/17/06
51 Texans 18 at Indianapolis 33, 12/23/07
50 Twice, last Texans 29 at Washington 21 (OT), 9/19/10

FEWEST, SEASON, BOTH TEAMS

499 2002
573 2003
591 2011
591 2005
594 2006

FEWEST, GAME, BOTH TEAMS

21 Texans 13, at Chicago 8, 11/11/12
23 Three times, last Texans 9 at Jacksonville 14, 11/27/11
24 Twice, last Texans 16 vs. Oakland 8, 10/4/09
25 Texans 19 at Jacksonville 6, 12/26/04
26 Twice, last Texans 15 at Chicago, 11, 12/19/04

RUSHING FIRST DOWNS

MOST, SEASON

131 2011
118 2010
106 2006 and 2008
103 2004
95 2012

MOST, GAME

16 at Jacksonville, 9/16/12
15 vs. Indianapolis, 9/12/10
14 Three times, last vs. Cleveland, 11/6/11
12 Five times, last at Tampa Bay, 11/13/11
11 Three times, last vs. Baltimore, 10/21/12
10 Nine times, last at Detroit (OT), 11/22/12

FEWEST, SEASON

59 2002
86 2003
89 2005
93 2009
96 2007

FEWEST, GAME

1 Five times, last vs. Tennessee, 11/23/09
2 Six times, last vs. Oakland, 10/9/11
3 21 times, last at Jacksonville, 9/16/12
4 13 times, last at New Orleans, 9/25/11
5 28 times, last at Tennessee, 12/2/12

MOST, SEASON, OPPONENT

130 2003
123 2005
116 2002
115 2006
114 2008

MOST, GAME, OPPONENT

19 at Seattle, 10/16/05
16 at Cincinnati, 11/9/03
15 Three times, last vs. Jacksonville, 1/2/11
14 vs. Baltimore, 11/9/08
13 vs. Washington, 9/24/06

FEWEST, SEASON, OPPONENT

58 2012
73 2011
89 2004
91 2009
107 2007
113 2010

FEWEST, GAME, OPPONENT

1 Three times, last vs. Tennessee, 11/28/10
2 Eight times, last at Tennessee, 12/2/12
3 12 times, last at Jacksonville, 9/16/12
4 24 times, last vs. Jacksonville (OT), 11/18/12
5 25 times, last vs. Green Bay, 10/14/12



TEAM FIRST DOWNS

PASSING FIRST DOWNS

MOST, SEASON

231 2009
222 2010
210 2008
190 2007
176 2011

MOST, GAME

26 vs. Jacksonville (OT), 11/18/12
23 at Washington (OT), 9/19/10
21 Twice, last vs. Baltimore (OT), 12/13/10
20 at Tennessee, 12/19/10
18 Seven times, last vs. New England, 1/3/10

FEWEST, SEASON

119 2002
127 2003
142 2005
155 2006
160 2012
174 2004

FEWEST, GAME

1 Twice, last at Pittsburgh, 12/8/02
2 at Oakland, 12/3/06
3 at Tampa Bay, 12/14/03
4 Six times, last at Jacksonville, 11/27/11
5 Five times, last at Tennessee, 12/11/05

MOST, SEASON, OPPONENT

211 2010
197 2007
194 2004
188 2005
179 2003

MOST, GAME, OPPONENT

21 Four times, last at Detroit (OT), 11/22/12
20 Three times, last at New Orleans, 9/25/11
19 Twice, last vs. Jacksonville, 12/30/07
18 Three times, last at Indianapolis, 11/8/09
17 Six times, last at Washington, 9/19/10

FEWEST, SEASON, OPPONENT

128 2012
155 2002
166 2011
167 2008
174 2006
175 2009

FEWEST, GAME, OPPONENT

2 at Jacksonville, 12/26/04
4 Three times, last at Chicago, 11/11/12
5 Seven times, last at Buffalo, 11/1/09
6 Nine times, last vs. Baltimore, 10/21/12
7 12 times, last vs. Miami, 9/9/12

FIRST DOWNS BY PENALTY

MOST, SEASON

30 2002
24 2003 and 2008
23 2004
20 2006 and 2010

MOST, GAME

6 vs. Cincinnati, 11/3/02
5 Twice, last vs. Tennessee, 12/14/08
4 at Detroit, 9/19/04
3 16 times, last vs. Jacksonville (OT), 11/18/12

FEWEST, SEASON

9 2007
12 2005
14 2011, 2012
16 2009
20 2006 and 2010

FEWEST, GAME

0 46 times, last at Tennessee, 12/2/12
1 62 times, last at Detroit (OT), 11/22/12

MOST, SEASON, OPPONENT

37 2005
34 2009
31 2011
28 2010
27 2003

MOST, GAME, OPPONENT

6 at Indianapolis, 11/8/09
6 at Indianapolis, 12/22/11
5 Four times, last at Denver, 9/23/12
4 Ten times, last vs. Green Bay, 10/24/12

FEWEST, SEASON, OPPONENT

19 2008, 2012
20 2002
21 2004 and 2007
23 2006
27 2003

FEWEST, GAME, OPPONENT

0 37 times, last at Detroit (OT), 11/22/12
1 49 times, last vs. Jacksonville (OT), 11/18/12
2 45 times, last vs. Baltimore, 10/21/12

FIELD GOALS

MOST, SEASON

32 2011
29 2008
27 2010
26 2005
25 2007

FEWEST, SEASON

17 2004
18 2003
19 2006
21 2009, 2012

MOST ATTEMPTED, SEASON

38 2011
34 2005
33 2008
32 2009
30 2010

FEWEST ATTEMPTED, SEASON

22 2003
24 2002, 2004
25 2006
26 2012
29 2007



FIELD GOALS

MOST ATTEMPTED, GAME

- 7 at Miami, 9/7/03
- 5 Five times, last vs. Jacksonville (OT), 11/18/12
- 4 11 times, last vs. Miami, 9/9/12
- 3 25 times, last at Detroit (OT), 11/22/12

MOST CONVERTED, GAME

- 5 Three times, last vs. Miami, 10/7/07
- 4 Three times, last at New Orleans, 9/25/11
- 3 23 times, last vs. Jacksonville (OT), 11/18/12

CONSECUTIVE GAMES SCORING FIELD GOALS

- 17 10/23/11 – 10/21/12
- 15 11/1/10 – 10/9/11
- 10 11/13/05 – 9/17/06
- 9 twice, last 10/25/09 – 12/27/09
- 8 twice, last 11/9/08 – 12/28/08

MOST FIELD GOALS MADE, SEASON, OPPONENT

- 30 2011
- 28 2007
- 28 2005
- 28 2003

FEWEST FIELD GOALS MADE, SEASON, OPPONENT

- 17 2012
- 20 2009
- 21 2010
- 22 2004
- 24 2002

MOST FIELD GOALS ATTEMPTED, SEASON, OPPONENT

- 36 2011
- 35 2003
- 34 2002
- 33 2007
- 32 2005

FEWEST FIELD GOALS ATTEMPTED, SEASON, OPPONENT

- 20 2012
- 23 2009
- 27 2010
- 28 2011
- 29 Three times, last in 2008
- 32 2005

MOST FIELD GOALS ATTEMPTED, GAME, OPPONENT

- 8 vs. Tennessee, 10/21/07*
- 5 Six times, last at Indianapolis, 12/22/11
- 4 16 times, last vs. Buffalo, 11/4/12

MOST FIELD GOALS CONVERTED, GAME, OPPONENT

- 8 vs. Tennessee, 10/21/07*
- 5 at Baltimore, 10/16/11
- 5 at Buffalo, 9/11/05
- 5 vs. Cleveland, 1/2/05
- 4 Nine times, last at Indianapolis, 12/22/11

MOST FIELD GOALS CONVERTED, GAME, BOTH TEAMS

- 9 Texans 5 vs. Miami 4, 10/7/07
- 8 Texans 0 vs. Tennessee 8, 10/21/07
- 7 Three times, last Texans 3 at Indianapolis 4, 12/22/11
- 6 Nine times, last Texans 3 vs. Jacksonville 3 (OT), 11/18/12
- 5 17 times, last Texans 3 vs. Cleveland 2, 11/6/11

* Indicates NFL record.

PUNTING

MOST, SEASON

- 116 2002
- 97 2003
- 77 2005
- 76 2006
- 74 2011

MOST, GAME

- 11 at Indianapolis, 12/1/02
- 10 Six times, last at Tennessee, 12/2/12

FEWEST, SEASON

- 53 2008
- 55 2007
- 63 2010
- 67 2009
- 73 2004

FEWEST, GAME

- 1 Twice, last at Buffalo, 11/1/09
- 2 24 times, last vs. Carolina, 12/18/11
- 3 20 times, last vs. Jacksonville (OT), 11/18/12
- 4 33 times, last vs. Green Bay, 10/14/12
- 5 30 times, last vs. Buffalo, 11/4/12

MOST YARDS, SEASON

- 4,720 2002
- 4,028 2003
- 3,256 2011
- 3,161 2006
- 3,009 2004

MOST YARDS, GAME

- 488 at Tennessee, 12/2/12
- 436 at Jacksonville, 11/27/11
- 435 at Indianapolis, 12/1/02
- 421 at Pittsburgh, 12/8/02
- 419 at Jacksonville, 12/7/03

FEWEST YARDS, SEASON

- 2,240 2008
- 2,296 2007
- 2,650 2010
- 2,866 2009

FEWEST YARDS, GAME

- 39 at Buffalo, 11/1/09
- 47 vs. Miami, 10/7/07
- 59 vs. Cincinnati, 10/26/08
- 59 vs. Carolina, 12/18/11
- 64 vs. Jacksonville, 12/24/05

MOST PUNTS, SEASON, OPPONENT

- 98 2002
- 83 2011
- 76 2009
- 75 2003
- 72 2012

MOST PUNTS, GAME, OPPONENT

- 10 Twice, last at San Francisco, 1/1/06
- 9 Four times, last at Jacksonville, 9/16/12
- 8 Eight times, last at Detroit (OT), 11/22/12



PUNTING

FEWEST PUNTS, SEASON, OPPONENT

59 2007
63 2005
65 2006
67 2008 and 2010

FEWEST PUNTS, GAME, OPPONENT

0 Twice, last vs. Jacksonville, 10/14/07
1 Five times, last at Indianapolis, 11/16/08
2 14 times, last at Baltimore, 10/16/11
3 32 times, last vs. Miami, 9/9/12

MOST YARDS, SEASON, OPPONENT

3,896 2011
3,892 2002
3,557 2009
3,282 2012
3,130 2003

MOST YARDS, GAME, OPPONENT

462 at Jacksonville, 9/16/12
427 vs. Oakland, 10/4/09
405 at Jacksonville, 11/27/11
400 at Indianapolis, 12/1/02
393 Twice, last at Tennessee, 10/29/06

FEWEST PUNTING YARDS, SEASON, OPPONENT

2,528 2005
2,535 2007
2,880 2004
2,930 2010
2,949 2006

FEWEST PUNTING YARDS, GAME, OPPONENT

0 Twice, last vs. Jacksonville, 10/14/07
39 vs. Pittsburgh, 9/18/05
41 at Seattle, 10/16/05
45 at Indianapolis, 9/14/06
55 Twice, last at Indianapolis, 11/16/08

MOST PUNTS, SEASON, BOTH TEAMS

214 2002
172 2003
157 2011
143 2009
142 2004

MOST PUNTS, GAME, BOTH TEAMS

20 Twice, last Texans 11 at Indianapolis 9, 12/1/02
19 Texans 10 at Jacksonville 9, 11/27/11

FEWEST PUNTS, SEASON, BOTH TEAMS

114 2007
120 2008
130 2010
140 2005
141 2006, 2012

FEWEST PUNTS, GAME, BOTH TEAMS

2 Texans 2 at Jacksonville 0, 10/14/07
3 Three times, last Texans 2 at Indianapolis 1, 11/16/08
4 Four times, last Texans 2 vs. Jacksonville 2, 11/29/09
5 13 times, last Texans 2 at New Orleans 3, 9/25/11
6 15 times, last Texans 2 at Cincinnati 4, 12/11/11

HIGHEST PUNTING AVERAGE, SEASON

46.7 2012, 69 punts
44.0 2011, 74 punts
42.8 2009, 67 punts
42.3 2008, 53 punts
42.1 2010, 63 punts

LOWEST PUNTING AVERAGE, SEASON

38.8 2005, 77 punts
40.7 2002, 116 punts
41.2 2004, 73 punts
41.5 2003, 97 punts
41.6 2006, 76 punts

HIGHEST PUNTING AVERAGE, GAME (MINIMUM 4 PUNTS)

54.2 at Denver, 9/23/12, 5 punts
52.8 vs. Atlanta, 12/4/11, 5 punts
51.8 at Tennessee, 9/20/09, 5 punts
51.5 vs. Green Bay, 10/14/12, 4 punts
49.8 Twice, last at Jacksonville 9/16/12, 6 punts

HIGHEST PUNTING AVERAGE, SEASON, OPPONENT

46.9 2011, 83 punts
46.8 2009, 76 punts
45.6 2012, 72 punts
45.4 2006, 65 punts
44.4 2008, 67 punts

HIGHEST PUNTING AVERAGE, GAME, OPPONENT (MINIMUM 4 PUNTS)

56.8 at Dallas, 10/15/06, 4 punts
56.8 at Oakland, 12/3/06, 4 punts
53.4 vs. Oakland, 10/4/09, 8 punts
52.8 at San Diego, 10/28/07, 5 punts
51.3 at Jacksonville, 9/16/12, 9 punts

LOWEST PUNTING AVERAGE, SEASON, OPPONENT

39.7 2002, 98 punts
40.1 2005, 63 punts
41.7 2004, 69 punts; 2003, 75 punts
43.0 2007, 59 punts
43.7 2010, 67 punts

LOWEST PUNTING AVERAGE, GAME, OPPONENT (MINIMUM 4 PUNTS)

25.7 at Washington, 12/22/02, 7 punts
30.0 vs. Miami, 10/7/07, 2 punts
31.2 at San Francisco, 1/1/06, 10 punts
31.3 vs. New England, 11/23/03, 4 punts
32.7 Twice, last at Indianapolis, 11/8/09, 3 punts

PUNT RETURNS

MOST, SEASON

53 2002
51 2011
45 2009
40 2004
40 2003

MOST, GAME

7 Three times, last at Jacksonville, 11/27/11
6 last at Jacksonville, 9/16/12
5 13 times, last vs. Carolina, 12/18/11
4 25 times, last at Tennessee, 12/2/12

FEWEST, SEASON

23 2006
30 2005
32 2008
33 2007
35 2010

FEWEST, GAME

0 13 times, last at Chicago, 11/11/12
1 41 times, last vs. Green Bay, 10/14/12
2 47 times, last vs. Jacksonville (OT), 11/18/12



PUNT RETURNS

MOST YARDS, SEASON

529 2011
512 2002
449 2009
386 2008
362 2012

MOST YARDS, GAME

100 at Arizona, 10/11/09
92 vs. Baltimore, 12/15/02
91 at Jacksonville, 11/27/11
91 vs. Indianapolis, 9/11/11
87 vs. Miami, 10/12/08

FEWEST YARDS, SEASON

223 2005
235 2010
242 2006
266 2003
287 2007

FEWEST YARDS, GAME

-12 vs. Detroit, 10/19/08
-6 at Denver, 11/7/04
-4 at Tennessee, 12/2/07
-3 at Philadelphia, 12/2/10
-2 Three times, last at Miami, 12/27/09

HIGHEST AVERAGE, SEASON

12.1 2008
11.7 2012
10.5 2006
10.4 2011
10.0 2009

HIGHEST AVERAGE, GAME (MINIMUM 4 RETURNS)

21.8 vs. Miami, 10/12/08
20.0 at Arizona, 10/11/09
18.3 at Buffalo, 11/1/09
16.8 at Tennessee, 12/2/12
15.8 at San Diego, 9/15/02

LOWEST AVERAGE, SEASON

6.7 2010
6.7 2003
7.4 2005
8.2 2004
8.7 2007

LOWEST AVERAGE, GAME (MINIMUM 4 RETURNS)

-6.0 vs. Detroit, 10/19/08
-2.0 at Denver, 11/7/04
-2.0 vs. Tennessee (OT), 12/10/06
-1.3 at Tennessee, 12/2/07
-1.0 Three times, last at Miami, 12/27/09

MOST RETURNS, SEASON, OPPONENT

58 2002
43 2003
36 2006
35 2012
33 2005

MOST RETURNS, GAME, OPPONENT

7 vs. Dallas, 9/8/02
6 Five times, last at Tennessee, 12/2/12
5 Four times, last vs. Oakland, 10/9/11
4 16 times, last vs. Buffalo, 11/4/12

FEWEST PUNT RETURNS, SEASON, OPPONENT

19 2007
21 2008
24 2009
29 2010
30 2004

FEWEST PUNT RETURNS, GAME, OPPONENT

0 18 times, last at New York Jets, 10/8/12
1 45 times, last vs. Baltimore, 10/21/12
2 54 times, last vs. Jacksonville (OT), 11/18/12

MOST PUNT RETURN YARDS, SEASON, OPPONENT

407 2003
345 2012
328 2002
307 2011
275 2006

MOST PUNT RETURN YARDS, GAME, OPPONENT

80 Twice, last at Oakland, 12/21/08
76 vs. Miami, 9/9/12
73 vs. Kansas City, 9/21/03
69 at Jacksonville, 10/27/02
65 at Tennessee, 12/2/12

FEWEST PUNT RETURN YARDS, SEASON, OPPONENT

104 2009
151 2007
219 2005
233 2010
235 2008

FEWEST PUNT RETURN YARDS, GAME, OPPONENT

-4 vs. Oakland, 10/4/09
-3 at Pittsburgh, 9/7/08
-2 at San Diego, 9/15/02
-1 at Indianapolis, 12/1/02
0 30 times, last at New York Jets, 10/8/12

HIGHEST PUNT RETURN AVERAGE, SEASON, OPPONENT

11.2 2008
9.9 2012
9.6 2011
9.5 2003
8.8 2004

HIGHEST PUNT RETURN AVERAGE, GAME, OPPONENT (MINIMUM 4 RETURNS)

17.3 at Jacksonville, 10/27/02
16.0 vs. Indianapolis, 9/22/02
10.8 at Tennessee, 12/2/12
10.5 vs. New England, 11/23/03
10.0 at Miami, 9/18/11

LOWEST PUNT RETURN AVERAGE, SEASON, OPPONENT

4.3 2009
5.7 2002
6.6 2005
7.6 2006
7.9 2007

LOWEST PUNT RETURN AVERAGE, GAME, OPPONENT (MINIMUM 4 RETURNS)

-0.3 at San Diego, 9/15/03
-0.2 at Indianapolis, 12/1/02
1.0 at Jacksonville, 11/27/11
1.0 vs. Carolina, 12/18/11
1.4 vs. Dallas, 9/8/02

MOST TOUCHDOWNS, PUNT RETURNS

2 2008
1 2002 and 2011

MOST TOUCHDOWNS, PUNT RETURNS, OPPONENT

1 2012
1 2008
1 2006
1 2005
1 2003



KICKOFF RETURNS

MOST, SEASON

84 2005
80 2003
77 2002
74 2007
72 2008

MOST, GAME

8 Four times, last at Indianapolis, 11/16/08
7 19 times, last at New York Jets, 11/21/10
6 12 times, last at Philadelphia, 12/2/10
5 36 times, last at Detroit (OT), 11/22/12

FEWEST, SEASON

29 2011
64 2009
67 2010
69 2004
71 2006

FEWEST, GAME

0 Four times, last at Tampa Bay, 11/13/11
1 12 times, last at Tennessee, 12/2/12
2 14 times, last vs. Tennessee, 9/30/12

MOST YARDS, SEASON

2,173 2005
1,961 2007
1,700 2003
1,609 2006
1,550 2008

MOST YARDS, GAME

278 vs. Kansas City, 11/20/05
266 vs. Indianapolis, 10/23/05
234 vs. Jacksonville, 12/30/07
233 vs. Indianapolis, 9/23/07
207 at Indianapolis, 11/16/08

FEWEST YARDS, SEASON

730 2011
1,326 2010
1,449 2009
1,450 2004
1,529 2002

FEWEST YARDS, GAME

0 Five times, last at Denver, 9/23/12
14 at Tennessee, 12/2/12
17 vs. Baltimore, 10/21/12
22 vs. Tennessee, 11/28/10
23 at Chicago, 12/19/04
26 at Baltimore, 10/16/11

HIGHEST AVERAGE, SEASON

26.5 2007
25.9 2005
25.2 2011
22.7 2006
22.6 2009

HIGHEST AVERAGE, GAME (MINIMUM 4 RETURNS)

46.8 vs. Jacksonville, 12/30/07
38.0 vs. Indianapolis, 10/23/05
35.4 vs. Cleveland, 10/30/05
34.8 vs. Kansas City, 11/20/05
33.3 vs. Indianapolis, 9/23/07

LOWEST AVERAGE, SEASON

19.8 2010
19.9 2002
21.0 2004
21.2 2012
21.3 2003
21.5 2008

LOWEST AVERAGE, GAME (MINIMUM 4 RETURNS)

10.7 at Buffalo, 11/16/03
11.5 at Chicago, 12/19/04
11.8 at Cincinnati, 12/11/11
13.3 vs. Jacksonville, 12/24/05
13.5 at Detroit, 9/19/04

MOST RETURNS, SEASON, OPPONENT

73 2008
72 2010
71 2009
69 2007
60 2004

MOST RETURNS, GAME, OPPONENT

7 Six times, last vs. Baltimore, 10/21/12
6 19 times, last vs. Jacksonville (OT), 11/18/12
5 28 times, last vs. Tennessee, 9/30/12
4 41 times, last vs. Buffalo, 11/4/12

FEWEST RETURNS, SEASON, OPPONENT

46 2011
52 2006
52 2002
53 2003
55 2005

FEWEST RETURNS, GAME, OPPONENT

1 14 times, last vs. Tennessee, 1/1/12
2 21 times, last at Tennessee, 12/2/12
3 38 times, last at Detroit (OT), 11/22/12

MOST RETURN YARDS, SEASON, OPPONENT

1,741 2010
1,630 2008
1,597 2009
1,593 2007
1,386 2004

MOST RETURN YARDS, GAME, OPPONENT

233 vs. Baltimore (OT), 12/13/10
201 vs. Baltimore, 10/21/12
199 vs. Oakland, 10/3/04
191 vs. Miami, 10/7/07
189 at Buffalo, 11/1/09
187 vs. Chicago, 12/28/08

FEWEST RETURN YARDS, SEASON, OPPONENT

1,030 2011
1,149 2003
1,156 2002
1,194 2005
1,215 2006

FEWEST RETURN YARDS, GAME, OPPONENT

13 at Tampa Bay, 12/14/03
14 at Indianapolis, 11/8/09
17 Twice, last at Indianapolis, 12/22/11
19 Twice, last vs. Pittsburgh, 9/18/05
20 vs. New York Jets, 9/13/09

HIGHEST RETURN AVERAGE, SEASON, OPPONENT

24.6 2012
24.2 2010
23.4 2006
23.1 2007
23.1 2004

HIGHEST RETURN AVERAGE, GAME, OPPONENT (MINIMUM 4 RETURNS)

42.0 at Cleveland, 10/20/02
39.3 at Detroit, 9/19/04
38.8 vs. Baltimore (OT), 12/13/10
36.3 vs. Tennessee, 10/9/05
32.0 at New York Jets, 10/8/12



KICKOFF RETURNS

LOWEST RETURN AVERAGE, SEASON, OPPONENT

21.7 2005
21.7 2003
22.2 2002
22.3 2008
22.4 2011

LOWEST RETURN AVERAGE, GAME, OPPONENT (MINIMUM 4 RETURNS)

13.0 vs. Buffalo, 11/4/12
14.3 at Jacksonville, 10/30/11
15.0 vs. Green Bay, 11/21/04
15.8 vs. Dallas, 9/8/02
18.5 at New Orleans, 9/14/03

MOST TOUCHDOWNS, KICKOFF RETURNS, SEASON

4 2007
2 2005
1 2009

MOST TOUCHDOWNS, KICKOFF RETURNS, GAME

2 vs. Jacksonville, 12/30/7
1 vs. Oakland, 10/4/09
1 vs. Tampa Bay, 12/9/07
1 vs. Indianapolis, 9/23/07
1 vs. Kansas City, 10/23/05
1 vs. Indianapolis, 10/23/05

MOST TOUCHDOWNS, KICKOFF RETURNS, SEASON, OPPONENT

1 2012
1 2010
1 2006
1 2004
1 2002

MOST TOUCHDOWNS, KICKOFF RETURNS, GAME, OPPONENT

1 at New York Jets, 10/8/12
1 vs. Baltimore (OT), 12/13/10
1 at New England, 12/17/06
1 at Detroit, 9/19/04
1 at Cleveland, 10/20/02

FUMBLES

MOST FUMBLES, SEASON

34 2002
30 2005
28 2006 and 2008
26 2007
22 2004
21 2009
20 2011
18 2003
15 2010

MOST FUMBLES, GAME

5 Three times, last at Green Bay, 12/7/08
4 Nine times, last at Cincinnati, 12/11/11
3 18 times, last at Jacksonville, 11/27/11
2 38 times, last vs. Jacksonville (OT), 11/18/12

MOST FUMBLES LOST, SEASON

17 2007
14 2002
12 2006 and 2008
11 2004, 2005, 2009 and 2011

MOST FUMBLES LOST, GAME

3 at Cincinnati, 12/11/11
3 at Green Bay, 12/7/08
3 vs. Tennessee, 10/21/07
3 at Tennessee, 10/29/06

MOST TOUCHDOWNS, FUMBLE RECOVERY, SEASON

3 2007 and 2004
2 2009 and 2006
1 2002 and 2011

MOST TOUCHDOWNS, FUMBLE RECOVERY, GAME

1 12 times, most recent at Baltimore, 10/16/11

MOST FUMBLES, SEASON, OPPONENT

25 2009
24 2005
23 2007
23 2002
22 2004
19 2008 and 2012
18 2003 and 2011
16 2006 and 2010

MOST FUMBLES, GAME, OPPONENT

5 at Chicago, 12/19/04
4 Five times, last at Denver, 12/26/10
3 18 times, last at Tennessee, 12/2/12
2 32 times, last at Chicago, 11/11/12

MOST FUMBLES LOST, SEASON, OPPONENT

14 2007
13 2009
12 2012
11 2002, 2006
10 2008, 2011
9 2005
8 2003, 2004

MOST FUMBLES LOST, GAME, OPPONENT

3 Four times, last at Tennessee, 12/2/12
2 23 times, last at Chicago, 11/11/12
1 49 times, last at Detroit (OT), 11/22/12

MOST TOUCHDOWNS, FUMBLE RECOVERY, SEASON, OPPONENT

2 2006
1 Seven times, last 2011

MOST TOUCHDOWNS, FUMBLE RECOVERY, GAME, OPPONENT

1 Nine times, last at Jacksonville, 11/27/11



INTERCEPTIONS

MOST INTERCEPTIONS THROWN, SEASON

21 2007
20 2008
18 2003
17 2009
15 2002

MOST INTERCEPTIONS THROWN, GAME

4 Three times, last vs. Baltimore, 11/9/08
3 Eight times, last vs. Green Bay, 10/14/12
2 31 times, last vs. Jacksonville (OT), 11/18/12

FEWEST INTERCEPTIONS THROWN, SEASON

9 2011
10 2012
12 2010
13 2005, 2006
14 2004

FEWEST INTERCEPTIONS THROWN, GAME

0 64 times, last at Tennessee, 12/2/12
1 64 times, last at Detroit (OT), 11/22/12

MOST INTERCEPTIONS THROWN, SEASON, OPPONENT

22 2004
17 2011
14 2003, 2009, 2012
13 2010
12 2008

MOST INTERCEPTIONS THROWN, GAME, OPPONENT

4 Twice, last at Jacksonville, 11/12/06
3 Eight times, last at Tennessee, 12/2/12
2 29 times, last at Chicago, 11/11/12

FEWEST INTERCEPTIONS THROWN, SEASON, OPPONENT

7 2005
10 2002
11 2006 and 2007
12 2008
13 2010

FEWEST INTERCEPTIONS THROWN, GAME, OPPONENT

0 76 times, last at Detroit (OT), 11/22/12
1 54 times, last vs. Cleveland, 11/6/11

MOST INTERCEPTION RETURN YARDS, SEASON

393 2004
332 2012
212 2009
205 2003
196 2011

MOST INTERCEPTION RETURN YARDS, GAME

135 at Pittsburgh, 12/8/02
118 vs. Tennessee, 9/30/12
102 at Kansas City, 9/26/04
95 vs. Tennessee, 12/21/03
90 at New York Jets, 10/8/12
86 vs. Oakland, 10/3/04

MOST INTERCEPTION RETURN YARDS, SEASON, OPPONENT

294 2009
277 2002
230 2007
225 2005
221 2008

MOST INTERCEPTION RETURN YARDS, GAME, OPPONENT

106 vs. Cincinnati, 11/3/02
99 at Tennessee, 9/21/08
96 at San Diego, 10/28/07
91 vs. New England, 1/3/10
77 at Indianapolis, 11/14/04

TOTAL TURNOVERS

MOST GIVEAWAYS, SEASON

38 2007 (21 interceptions, 17 fumbles)
32 2008 (20 interceptions, 12 fumbles)
29 2002 (15 interceptions, 14 fumbles)
28 2009 (17 interceptions, 11 fumbles)
27 2003 (18 interceptions, 9 fumbles)

FEWEST GIVEAWAYS, SEASON

18 2010 (12 interceptions, 6 fumbles)
20 2011 (9 interceptions, 11 fumbles)
24 2005 (13 interceptions, 11 fumbles)
25 2006 (13 interceptions, 12 fumbles)
25 2004 (14 interceptions, 11 fumbles)

MOST GIVEAWAYS, GAME

6 vs. Tennessee, 10/21/07 (3 fumbles, 3 interceptions)
5 at San Diego, 10/28/07 (1 fumble, 4 interceptions)
5 at Tennessee (OT), 10/29/06 (3 fumbles, 2 interceptions)
5 at Buffalo, 9/11/05 (2 fumbles, 3 interceptions)
4 Nine times, last at Cincinnati, 12/11/11 (3 fumbles, 1 interception)

FEWEST GIVEAWAYS, GAME

0 35 times, last vs. Buffalo, 11/4/12
1 51 times, last at Detroit (OT), 11/22/12

MOST TAKEAWAYS, SEASON

30 2004 (22 interceptions, 8 fumble recoveries)
27 2009 (14 interceptions, 13 fumble recoveries)
27 2011 (17 interceptions, 10 fumble recoveries)
26 2012 (14 interceptions, 12 fumble recoveries)
25 2007 (11 interceptions, 14 fumble recoveries)
22 2008 (12 interceptions, 10 fumble recoveries)
22 2006 (11 interceptions, 11 fumble recoveries)
22 2003 (14 interceptions, 8 fumble recoveries)

FEWEST TAKEAWAYS, SEASON

16 2005 (7 interceptions, 9 fumble recoveries)
18 2010 (13 interceptions, 5 fumble recoveries)
21 2002 (10 interceptions, 11 fumble recoveries)

MOST TAKEAWAYS, GAME

6 at Tennessee, 12/2/12 (3 interceptions, 3 fumble recoveries)
5 at Pittsburgh, 12/8/02 (2 interceptions, 3 fumble recoveries)
5 vs. Jacksonville, 9/28/03 (3 interceptions, 2 fumble recoveries)
5 vs. Oakland, 10/3/04 (3 interceptions, 2 fumble recoveries)
5 at Oakland, 12/3/06 (2 interceptions, 3 fumble recoveries)
5 at Cleveland, 11/23/08 (3 interceptions, 2 fumble recoveries)

FEWEST TAKEAWAYS, GAME

0 43 times, last vs. Green Bay, 10/14/12
1 56 times, last at Detroit (OT), 11/22/12 (1 fumble recovery)



SACKS

MOST SACKS, SEASON

44 2011
37 2005
36 2012
35 2002
31 2007
30 2009, 2010

MOST SACKS, GAME

7 at Jacksonville, 11/27/11
7 vs. St. Louis, 11/27/05
6 at Tennessee, 12/2/12
6 vs. Arizona, 12/18/05
6 at Pittsburgh, 12/8/02
5 Seven times, last vs. Pittsburgh, 10/2/11

MOST SACKS, SEASON, OPPONENT

76 2002
68 2005
49 2004
43 2006
36 2003

MOST SACKS, GAME, OPPONENT

9 at San Diego, 9/15/02
8 vs. Pittsburgh, 9/18/05
8 at Cleveland, 10/20/02
7 Three times, last vs. Tennessee, 10/9/05
6 Five times, last at Tennessee, 12/11/05

SAFETIES

SEASON

3 2002
2 2009

SEASON, OPPONENTS

2 2003
1 2012
1 2008
1 2004
1 2002

GAME

1 vs. Baltimore, 10/21/12
1 at Jacksonville, 12/6/09
1 vs. Oakland, 10/4/09
1 vs. Baltimore, 12/15/02
1 vs. New York Giants, 11/24/02
1 vs. Dallas, 9/8/02

GAME, OPPONENT

2 at Buffalo, 11/16/03
1 at Denver, 9/23/12
1 at Jacksonville, 10/27/02
1 vs. Baltimore, 11/9/08
1 at Chicago, 12/19/04

PENALTIES

MOST PENALTIES, SEASON

136 2002
121 2003
106 2005
106 2004
99 2011

MOST PENALTIES, GAME

14 at Indianapolis, 12/1/02
13 at Indianapolis, 11/8/09
13 at Seattle, 10/16/05
12 at San Diego, 9/15/02
11 11 times, last at Tennessee, 12/2/12

FEWEST PENALTIES, SEASON

80 2008
82 2007
90 2006 and 2010
95 2009

FEWEST PENALTIES, GAME

1 Six times, last vs. Tennessee, 9/30/12
2 Six times, last vs. Jacksonville (OT), 11/18/12
3 14 times, last at Chicago, 11/11/12
4 18 times, last vs. Miami, 9/9/12
5 29 times, last vs. Baltimore, 10/21/12

MOST YARDS PENALIZED, SEASON

1,011 2002
961 2003
928 2004
854 2005
852 2011

MOST YARDS PENALIZED, GAME

129 vs. Indianapolis, 11/29/09
127 vs. Tennessee, 12/14/08
109 at Denver, 11/7/04
103 at Indianapolis, 11/8/09
97 at Tennessee, 12/2/12

FEWEST YARDS PENALIZED, SEASON

636 2007
664 2008
690 2010
761 2006
833 2009

FEWEST YARDS PENALIZED, GAME

3 vs. Tennessee, 9/30/12
5 Three times, last vs. Oakland, 10/4/09
10 at Tennessee, 9/21/08
15 Nine times, last vs. Cleveland, 11/6/11
17 vs. Jacksonville, 10/22/06



PENALTIES

MOST PENALTIES, SEASON, OPPONENT

123 2004
105 2005 and 2010
102 2002
96 2006 and 2003

MOST PENALTIES, GAME, OPPONENT

14 at Cincinnati, 10/2/05
13 Twice, last vs. Oakland, 10/3/04
12 Twice, last at Tennessee, 12/19/10
11 Six times, last vs. Oakland, 10/9/11
10 Five times, last vs. Tennessee, 11/28/10

FEWEST PENALTIES, SEASON, OPPONENT

81 2007 and 2008
88 2011
92 2009
96 2003 and 2006
102 2002

FEWEST PENALTIES, GAME, OPPONENT

1 Twice, last at New York Jets, 11/26/06
2 10 times, last vs. Jacksonville, 1/2/11
3 11 times, last vs. Buffalo, 11/4/12
4 27 times, last at Tennessee, 12/2/12
5 26 times, last at Chicago, 11/11/12

MOST YARDS PENALIZED, SEASON, OPPONENT

979 2004
955 2002
851 2010
846 2005
792 2006

MOST YARDS PENALIZED, GAME, OPPONENT

128 vs. Buffalo, 10/13/02
126 vs. Washington, 9/24/06
117 Twice, last at Cincinnati, 10/2/05
100 vs. Cincinnati, 11/3/02
90 vs. Green Bay, 11/21/04

FEWEST YARDS PENALIZED, SEASON, OPPONENT

614 2007
659 2008
686 2011
728 2009
767 2003

FEWEST YARDS PENALIZED, GAME, OPPONENT

5 Twice, last at New York Jets, 11/26/06
9 vs. New York Jets, 10/19/03
10 Twice, last vs. Chicago, 12/28/08
13 at Indianapolis, 10/26/03
14 at Oakland, 12/21/08

MOST PENALTIES, SEASON, BOTH TEAMS

238 2002
229 2004
217 2003
211 2005
195 2010

MOST PENALTIES, GAME, BOTH TEAMS

24 Texans 11 vs. Buffalo 13, 10/13/02
23 Twice, last Texans 9 at Cincinnati 14, 10/2/05
21 Twice, last Texans 9 at Tennessee 12, 12/19/10
20 Twice, last Texans 11 at New Orleans 9, 9/14/03

FEWEST PENALTIES, SEASON, BOTH TEAMS

161 2008
163 2007
186 2006
187 2011
187 2009

FEWEST PENALTIES, GAME, BOTH TEAMS

3 Texans 1 at Oakland 2, 12/21/08
4 Texans 2 at Jacksonville 2, 9/28/08
5 Texans 1 vs. Miami 4, 10/12/08
6 Four times, last Texans 2 vs. Cleveland 4, 11/6/11

MOST YARDS PENALIZED, SEASON, BOTH TEAMS

1,966 2002
1,907 2004
1,728 2003
1,700 2005
1,561 2009

MOST YARDS PENALIZED, GAME, BOTH TEAMS

207 Texans 90 at Cincinnati 117, 10/2/05
203 Texans 75 vs. Buffalo 128, 10/13/02
197 Texans 80 vs. Dallas 117, 9/8/02
191 Texans 127 vs. Tennessee 64, 12/14/08



ATTENDANCE RECORDS

TOP 10 HOME ATTENDANCE

Attendance	Date	Opponent	Result
71,708	10/21/12	Baltimore	W, 43-13
71,702	10/14/12	Green Bay	L, 42-24
71,698	11/4/12	Buffalo	W, 21-9
71,676	11/18/12	Jacksonville	W, 43-37 (OT)
71,585	10/2/11	Pittsburgh	W, 17-10
71,581	9/30/12	Tennessee	W, 38-14
71,566	9/9/12	Miami	W, 30-10
71,545	12/4/11	Atlanta	W, 17-10
71,540	12/18/11	Carolina	L, 28-13
71,512	1/1/12	Tennessee	L, 23-22

TOP 10 ROAD ATTENDANCE

Attendance	Date	Opponent	Result
88,240	9/19/10	Washington	W, 30-27
79,088	10/8/12	N.Y. Jets	W, 23-17
78,843	11/21/10	N.Y. Jets	L, 30-27
78,485	11/5/06	N.Y. Giants	L, 14-10
77,875	12/5/04	N.Y. Jets	L, 29-7
77,433	9/26/04	Kansas City	W, 24-21
76,596	11/26/06	N.Y. Jets	L, 26-11
76,566	9/23/12	Denver	W, 31-25
74,292	11/7/04	Denver	L, 31-13
73,691	12/26/10	Denver	L, 24-23

OVERALL HOME ATTENDANCE

Year	Games	Total	Average
2002	8	559,322	69,915
2003	8	563,748	70,468
2004	8	565,192	70,649
2005	8	562,397	70,300
2006	8	561,469	70,184
2007	8	564,159	70,520
2008	8	563,364	70,421
2009	8	564,864	70,608
2010	8	568,643	71,081
2011	8	571,969	71,496
2012	6	429,931	71,655

OVERALL ROAD ATTENDANCE

Year	Games	Total	Average
2002	8	502,400	62,800
2003	8	497,942	62,242
2004	8	544,857	68,107
2005	8	532,541	66,568
2006	8	524,974	65,622
2007	8	515,869	64,483
2008	8	512,254	64,032
2009	8	484,976	60,622
2010	8	539,982	67,498
2011	8	487,733	60,967
2012	6	414,941	69,157