



BALTIMORE RAVENS PRESS RELEASE

UNDER ARMOUR PERFORMANCE CENTER | 1 WINNING DRIVE | OWINGS MILLS, MD 21117 | PH: 410-701-4000



AFC CHAMPIONSHIP: RAVENS (12-6) AT PATRIOTS (13-4)

SUNDAY, JAN. 20, 2013 • 6:30 P.M. ET • GILLETTE STADIUM (68,756)



SEASON OVERVIEW

Capturing their second-consecutive AFC North Division title, the Baltimore Ravens finished with a 10-6 record en route to earning their fifth-straight playoff berth. Baltimore is the only NFL team to make the playoffs in each of the past five seasons – with the Ravens also winning at least one playoff game in each and now advancing to their third AFC Championship game during the **John Harbaugh** Era. The Ravens, who have made the playoffs in six of the past seven seasons, seized the franchise's fourth-ever division title with a 4-2 mark in AFC North play and an 8-4 overall conference record. Under Harbaugh, Baltimore has registered at least 10 wins in four of five regular seasons, with the Ravens now owning the NFL's second-most total victories (61, including playoffs) since his 2008 Baltimore arrival (New England is first with 63).

OFFENSE

- The Ravens set a single-season franchise record by scoring 398 points, averaging the NFL's 10th-most points per game (24.9). Baltimore scored a team-record 254 points at home, producing the NFL's fourth-best home scoring average of 31.8 ppg.
- Baltimore surrendered just 16 give-aways, setting a franchise single-season record and tying (GB, NE and SF) for the NFL's second-fewest turnovers (Was. was first with 14).
- Baltimore produced 72 offensive plays of 20-or-more yards this season, setting a franchise record and ranking third in the NFL.
- **QB Joe Flacco** threw for a career-high 3,817 yards, 22 TDs (second most of his career) and just 10 INTs (tying a career low). With five 300-yard passing games, Flacco tied (Vinny Testaverde, 1996) for the most such single-season contests in team history. Flacco also completed 40 passes of 25-plus yards, tying Peyton Manning for second in the NFL.
- Earning his third Pro Bowl invite, **RB Ray Rice** totaled 1,621 yards from scrimmage (1,143 rushing and 478 receiving), the NFL's ninth most. It marked Rice's fourth-straight season with at least 1,600 yards from scrimmage, and he also added 10 total TDs. Rice ranked second in the NFL in catches (61) and fourth in receiving yards (478) by a RB.

DEFENSE

- Depleted by injuries most of the season, Baltimore's "D" allowed 350.9 yards per game, ranking 17th in the NFL. But as the year progressed, so too did the unit. Over the final six games (since Week 12), Baltimore allowed the NFL's fourth-fewest yards per game, yielding 299.0 ypg.
- Led by Pro Bowl selections **S Ed Reed** and **DT Haloti Ngata**, Baltimore permitted 21.5 points per game, tying (NYG) for the NFL's 12th-best mark. The Ravens' red zone defense was stout, surrendering a 43.4% TD mark inside the 20 – the NFL's second-best figure.
- Reed and **CB Cary Williams** led the team with 4 INTs each, while **OLB Paul Kruger** posted a team-best and career-high 9 sacks. Reed, who became the NFL's all-time leader in INT return yards (1,541), has 61 career picks, the most among active players and 10th best all time.

SPECIAL TEAMS

- These units were spectacular. In addition to posting a league-best (tied, Darius Reynaud) 3 kick return TDs (108- & 105-yard KORs and 63-yard PR), Pro Bowl **RS Jacoby Jones** led the NFL in KOR average (30.7).
- Rookie **K Justin Tucker** made 30 of 33 FGAs (90.9%), producing the second-best success rate in Ravens single-season history and also the second-best mark by a rookie kicker in NFL history.
- **P Sam Koch** set Ravens single-season punting records with a 41.7 gross average and a 40.8 net average, shattering previous career bests.

FIVE STRAIGHT

The Ravens are the only team to earn a playoff berth in each of the last five seasons (2008-12). Baltimore is also the only club to win a playoff game in each of the past four and five postseasons.

MOST NFL PLAYOFF BERTHS / PAST FIVE SEASONS

Berths	Team	Seasons
5	Baltimore Ravens	2008-12
4	Atlanta Falcons	2008, 2010-12
4	Green Bay Packers	2009-12
4	Indianapolis Colts	2008-10, 2012
4	New England Patriots	2009-12

AFC Title Games: Posting a 7-4 overall playoff record under **John Harbaugh**, Baltimore has now advanced to three AFC Championship games in five seasons.

SCHEDULE/RESULTS

Date	Opponent	Result	Score
Mon. Sept. 10	Cincinnati Bengals	W	44-13
Sun. Sept. 16	at Philadelphia Eagles	L	23-24
Sun. Sept. 23	New England Patriots	W	31-30
Thurs. Sept. 27	Cleveland Browns	W	23-16
Sun. Oct. 7	at Kansas City Chiefs	W	9-6
Sun. Oct. 14	Dallas Cowboys	W	31-29
Sun. Oct. 21	at Houston Texans	L	13-43
Sun. Nov. 4	at Cleveland Browns	W	25-15
Sun. Nov. 11	Oakland Raiders	W	55-20
Sun. Nov. 18	at Pittsburgh Steelers	W	13-10
Sun. Nov. 25	at San Diego Chargers	W	16-13 (OT)
Sun. Dec. 2	Pittsburgh Steelers	L	20-23
Sun. Dec. 9	at Washington Redskins	L	28-31 (OT)
Sun. Dec. 16	Denver Broncos	L	17-34
Sun. Dec. 23	New York Giants	W	33-14
Sun. Dec. 30	at Cincinnati Bengals	L	17-23
Sun. Jan. 6	Indianapolis Colts (WC)	W	24-9
Sat. Jan. 12	at Denver Broncos (Div.)	W	38-35 (2OT)

INJURY REPORT

Thirteen defensive starters – or players with significant starting experience – missed a combined 53 games for the Ravens during the regular season, while four offensive starters missed a combined 14 games. **LB Ray Lewis** (torn triceps) missed 10 games before returning for the Wild Card win over Indianapolis. Standout **CB Lardarius Webb** (torn ACL) is on Injured Reserve and missed 10 contests, while **OLB Terrell Suggs**, the 2011 Defensive Player of the Year, missed the first six games recovering from a torn Achilles and did not play in two other contests due to a torn biceps. Twenty-four different Ravens started at least one game on defense during the regular season, with only two (**S Ed Reed** and **CB Cary Williams**) starting all 16.

2012 SEASON HIGHLIGHTS

OFFENSE EXPLODES

Baltimore produced 72 offensive plays of 20-or-more yards this season, setting a franchise record. Additionally, the Ravens threw 41 passes gaining at least 25 yards, a figure that ranks as the most in Ravens single-season history and second in the NFL.

"BIG-PLAY" BREAKDOWN / SEASON HIGHS (Ravens Franchise History)

TOTAL PLAYS GAINING 20+ YARDS			COMPLETIONS OF 25+ YARDS		
Rk.	Year	Plays	Rk.	Year	Comp.
1.	2012	72	1.	2012	41
2.	1996	62	2.	1996	36
3.	2009	60	3.	1999	31
4.	2011	57	4.	2011	29

BIG-PLAY "O"

The Ravens produced 72 plays of 20-or-more yards this season, ranking as the NFL's third most. Baltimore also had 62 passing plays of at least 20 yards, ranking fifth in the league.

BIG-PLAY PRODUCTION: PLAYS OF 20+ YARDS (2012 Season)

Rk.	Team	20+ Plays	20+ TDs	20+ Passes	20+ Pass TDs	20+ Runs	20+ Run TDs
1.	New Orleans	77	15	66	12	11	3
2.	Carolina	75	14	58	11	17	3
3.	Baltimore	72	12	62	11	10	1
4.	Denver	71	10	64	10	7	0
	Detroit	71	7	67	6	4	1
	San Francisco	71	13	54	10	17	3

T. SMITH A DEEP THREAT

WR **Torrey Smith** ranked fourth in the NFL with a 17.4 yards-per-catch average, posting a career-high 855 yards on 49 receptions. Smith also registered a team-high 8 receiving TDs for the Ravens.

NFL AVERAGE YARDS PER CATCH LEADERS (2012 Season)

Rk.	Player	Rec.	Yards	Avg.	LG	TD
1.	Vincent Jackson	72	1,384	19.2	95	8
2.	Cecil Shorts	55	979	17.8	80t	7
	Danario Alexander	37	658	17.8	80t	7
4.	Torrey Smith	49	855	17.4	54	8

FLACCO'S CAREER HIGHS

QB **Joe Flacco**, the Ravens' all-time leading passer, set a single-season career high in passing yards. Flacco compiled 3,817 yards, 22 TDs and 10 INTs on 317-of-531 passing this season, also connecting on 40 completions of 25-or-more yards, which set a Ravens' season record.

NFL PASS COMPLETIONS GAINING 25+ YARDS (2012 Season)

Rk.	Player	Comp.
1.	Drew Brees	47
2.	Joe Flacco	40
	Peyton Manning	40

RAVENS SINGLE-SEASON PASSING YARDS

Rk.	Player (Year)	Comp-Att	Pct.	Yards	TD	INT	Rate
1.	V. Testaverde ('96)	325-549	59.2	4,177	33	19	88.7
2.	Joe Flacco ('12)	317-531	59.7	3,817	22	10	87.8
3.	Joe Flacco ('10)	306-489	62.6	3,622	25	10	93.6
4.	Joe Flacco ('09)	315-499	63.1	3,613	21	12	88.9
5.	Joe Flacco ('11)	312-542	57.6	3,610	20	12	80.9

RAVENS SET TEAM RECORDS

The Ravens committed just 16 turnovers in 2012, producing a franchise single-season low. Baltimore also scored 398 points during the '12 campaign, setting another Ravens single-season record. Here's where Baltimore's 2012 figures ranked in team history.

MOST POINTS SCORED (Ravens Single-Season History)

Rk.	Year	Points
1.	2012	398
2.	2009	391
	2003	391
4.	2008	385
5.	2011	378

FEWEST TURNOVERS (Ravens Single-Season History)

Rk.	Year	TO
1.	2012	16
2.	2010	20
3.	2008	21
4.	2009	22
5.	2004/2006	23

NUMBERS TO RAVE ABOUT

7

TD catches by **TE Dennis Pitta**, tying (Todd Heap, 2005) for the the most by a Ravens' TE in single-season history. Pitta posted career highs of 61 catches and 669 receiving yards.

9

A career-best and team-high sacks by **OLB Paul Kruger**, 7.5 of which came in the Ravens' final eight games. Kruger added 42 tackles, 1 INT, 1 FF and 1 FR on the year.

26

Total road victories (including playoffs) by the Ravens during the **John Harbaugh** Era (since 2008), tying New England for the NFL's most total road wins during this time.

47.1

Gross punting average by **P Sam Koch** this season, setting a Ravens' single-season record. Koch also set a team record by producing a 40.8-yard net average.

1,541

Career INT return yards by **S Ed Reed**, an NFL record he set in 2012. Reed has 61 picks in his 11 pro seasons, including 4 thefts for 78 return yards and 1 TD during the 2012 campaign.

RICE SHINES AGAIN

RB **Ray Rice** totaled 1,621 yards from scrimmage, the NFL's ninth most. He was one of three players to post 1,000 rushing yards and 400 receiving yards. Rice ranked second in the NFL in catches by a RB (61) and fourth in receiving yards (478). It marked Rice's fourth-straight season with at least 1,600 yards from scrimmage.

PLAYERS W/ 1,000 RUSHING YARDS & 400 RECEIVING YARDS (2012 Season)

Player	---Rush---	TD	---Rec.---	TD
	Att-Yds		Rec-Yds	
Doug Martin	319-1,454	11	49-472	1
C.J. Spiller	207-1,244	6	43-459	2
Ray Rice	257-1,143	9	61-478	1

Rice Quick Hit:

• Dating back to 2009, Rice owns an NFL-high 7,506 total yards from scrimmage (5,066 rushing & 2,440 receiving), including a league-best 39 games where he's gained 100-or-more total yards.

2012 SEASON HIGHLIGHTS

PILING UP POINTS AT HOME

The Ravens scored an average of 31.8 points per game at M&T Bank Stadium this season, ranking as the NFL's fourth-best mark among home teams. Baltimore set a franchise record for most points scored at home in a season, producing 254 in 2012. The Ravens surpassed the previous mark of 230 (from 2009).

POINTS PER GAME AT HOME (2012 Season)

Rk.	Team	Points	Points/Game
1.	New England Patriots	278	34.8
	New York Giants	278	34.8
3.	Denver Broncos	260	32.5
4.	Baltimore Ravens	254	31.8
5.	New Orleans Saints	246	30.8

RED ZONE FORCE

The Ravens' defense was stout in the red zone this season, with Baltimore's unit permitting a 43.4% TD efficiency mark, ranking as the NFL's second-best figure. The 2012 campaign marked the ninth-consecutive season that the Ravens have ranked in the NFL's Top 5 in red zone defense: 2004 (second), 2005 (fifth), 2006 (first), 2007 (third), 2008 (second), 2009 (fourth), 2010 (fifth), 2011 (first) and 2012 (second).

RED ZONE DEFENSE / TD PERCENTAGE (2012 Season)

Rk.	Team	RZ Drives	RZ TDs	RZ TD Pct.
1.	Miami Dolphins	54	23	42.6
2.	Baltimore Ravens	53	23	43.4
3.	Arizona Cardinals	45	20	44.4
4.	Seattle Seahawks	38	17	44.7
5.	Atlanta Falcons	42	19	45.2

PRO BOWLERS

The Ravens had six players named to the Pro Bowl for their 2012 season performances, ranking as the NFL's fourth most.

Players	Career Pro Bowls
S Ed Reed (starter)	9
DT Haloti Ngata	4
FB Vonta Leach (starter)	3
RB Ray Rice	3
G Marshal Yanda (starter)	2
RS Jacoby Jones (starter)	1



JONES ELECTRIFIES

WR/RS Jacoby Jones ranked first in the NFL by posting a Ravens' franchise-record 30.7-yard KOR average. Selected to his first Pro Bowl, he registered 2 KOR-TDs (108 yards and 105 yards) and was one of two players with 3 total return TDs (he added 1 PR).

NFL KICKOFF RETURN AVERAGE (2012 Season)

Rk.	Player	KOR	Yards	Avg.	Long	TD
1.	Jacoby Jones	38	1,167	30.7	108t	2
2.	Leon Washington	27	784	29.0	98t	1
3.	Joe McKnight	39	1,072	27.5	100t	1

COMBINED KICK RETURN TOUCHDOWNS (2012 Season)

Rk.	Player	Total TD	KOR	PR
1.	Jacoby Jones (Bal.)	3	2	1
	Darius Reynaud (Ten.)	3	1	2
3.	Trindon Holliday (Den.)	2	1	1
	Leodis McKelvin (Buf.)	2	0	2
	Michael Spurlock (SD)	2	1	1
	Marcus Thigpen (Mia.)	2	1	1

NFL Record: Jones became the only player in NFL history to have dual KOR-TDs of at least 105 yards in a career (108- & 105-yards).

NEXT MAN UP

Thirteen defensive starters – or players with significant starting experience – missed a total of 53 combined games during the regular season, while four offensive starters missed a combined 14 games.

DEFENSIVE STARTERS (2012 Games Missed)

Pos.	Player	Games Missed
LB	Ray Lewis	10
CB	Lardarius Webb*	10
OLB	Terrell Suggs	8
CB	Jimmy Smith	5
DE	Pernell McPhee	4
LB	Dannell Ellerbe	3
LB	Jameel McClain*	3
S	Bernard Pollard	3
LB	Albert McClellan	2
DT	Haloti Ngata	2
NT	Terrence Cody	1
NT	Ma'ake Kemoeatu	1
OLB	Paul Kruger	1

OFFENSIVE STARTERS (2012 Games Missed)

Pos.	Player	Games Missed
G/T	Jah Reid*	7
TE	Ed Dickson	4
G	Marshal Yanda	2
WR	Anquan Boldin	1

2

The number of defensive players who started all 16 games for the Ravens this season
(**S Ed Reed & CB Cary Williams**).

* on Injured Reserve

ROOKIE TUCKER'S SUPERB SEASON

Producing 132 points (third most in team history and eighth in the NFL), rookie **K Justin Tucker** made 30 of 33 FGAs to post a 90.9% success rate. That stands as the second-best mark in Ravens single-season history and also second by a rookie kicker in NFL history.

BEST FIELD GOAL PERCENTAGE (2012 NFL Season)

Rk.	Player (Team)	FGM-FGA	Pct.
1.	Kai Forbath (Was.)	17-18	94.4
2.	Dan Bailey (Dal.)	29-31	93.5
	Phil Dawson (Cle.)	29-31	93.5
4.	Blair Walsh (Min.)	35-38	92.1
5.	S. Janikowski (Oak.)	31-34	91.2
6.	Justin Tucker (Bal.)	30-33	90.9

BEST FIELD GOAL PERCENTAGE / ROOKIES (NFL History)

Rk.	Player (Year)	FGM-FGA	Pct.
1.	Blair Walsh (2012)	35-38	92.1
2.	Justin Tucker (2012)	30-33	90.9
3.	Alex Henery (2011)	24-27	88.9
4.	Dan Bailey (2011)	32-37	86.5
5.	Ryan Succop (2009)	25-29	86.2
	Kris Brown (1999)	25-29	86.2

BEST FIELD GOAL PERCENTAGE (Ravens Single-Season History)

Rk.	Player (Year)	FGM-FGA	Pct.
1.	Matt Stover (2006)	28-30	93.3
2.	Justin Tucker (2012)	30-33	90.9
3.	Matt Stover (2004)	29-32	90.6
4.	Matt Stover (2000)	35-39	89.7
	Billy Cundiff (2010)	26-29	89.7
6.	Matt Stover (2005)	30-34	88.2

2012 TEAM / PLAYOFF INFO

FINAL NFL RANKINGS

OFFENSE

Category	--Ravens--		--Patriots--	
	Stats	Rank	Stats	Rank
Total Offense	352.5	16	427.9	1
Rush Offense	118.8	11	136.5	7
Pass Offense	233.7	15	291.4	4
Points Per Game	24.9	10	34.8	1
3rd-Down Off. %	36.9	20t	48.7	1
4th-Down Off. %	42.9	22	66.7	5t
Red Zone Off. (TD%)	57.1	11	70.0	1

DEFENSE

Category	--Ravens--		--Patriots--	
	Stats	Rank	Stats	Rank
Total Defense	350.9	17	373.3	25
Rush Defense	122.8	20	101.9	9
Pass Defense	228.1	17	271.4	29
Points Per Game	21.5	12t	20.7	9t
3rd-Down Def. %	35.8	7	40.0	22
4th-Down Def. %	50.0	17t	39.1	6t
Red Zone Def. (TD%)	43.4	2	52.2	13

TEAM

Category	--Ravens--		--Patriots--	
	Stats	Rank	Stats	Rank
Turnover Ratio	+9	8t	+25	1
Penalties	121	31	97	9
Penalty Yards	1,127	32	840	14

BROADCAST CREWS

Local Radio: WBAL Radio (1090 AM) / 98 Rock (97.9 FM)

- Gerry Sandusky (play-by-play)
- Stan White (analyst) - Qadry Ismail (analyst)

National Radio: Dial Global Sports

- Kevin Harlan (play-by-play) - Dan Fouts (analyst)
- Mark Malone (sideline)

TV: CBS / WJZ (Ch. 13)

- Jim Nantz (play-by-play) - Phil Simms (analyst)
- Lance Barrow (producer) - Mike Arnold (director)

PRACTICE/MEDIA SCHEDULE

Wednesday, Jan. 16

- 11:30 a.m. Head Coach John Harbaugh
Joe Flacco, Corey Graham, Ray Lewis & Ray Rice
Open Locker Room
- 1:20 p.m. Ravens Practice/Media Viewing

Thursday, Jan. 17

- 12:10 p.m. Ravens Practice/Media Viewing
- 1:45 p.m. Head Coach John Harbaugh (by request only)
Asst. Head Coach/ST Coordinator Jerry Rosburg
Offensive Coordinator Jim Caldwell
Defensive Coordinator Dean Pees
Open Locker Room

Friday, Jan. 18

- 11 a.m. Ravens Practice/Media Viewing
- 12:15 p.m. Head Coach John Harbaugh & Joe Flacco
Open Locker Room

AFC NORTH STANDINGS

Teams	W	L	T	Home	Road	Div.	Con.	PF	PA	Streak
Baltimore	10	6	0	6-2	4-4	4-2	8-4	398	344	Lost 1
Cincinnati	10	6	0	4-4	6-2	3-3	7-5	391	320	Won 3
Pittsburgh	8	8	0	5-3	3-5	3-3	5-7	336	314	Won 1
Cleveland	5	11	0	4-4	1-7	2-4	5-7	302	368	Lost 3

RAVENS/PATRIOTS LEADERS

PASSING YARDS

Joe Flacco 3,817 Tom Brady 4,827

RUSHING YARDS

Ray Rice 1,143 Stevan Ridley 1,263
Bernard Pierce 532 Danny Woodhead 301

RECEIVING YARDS

Anquan Boldin 921 Wes Welker 1,354
Torrey Smith 855 Brandon Lloyd 911
Dennis Pitta 669 Rob Gronkowski 790

POINTS

Justin Tucker 132 Stephen Gostkowski 153
Ray Rice 60 Stevan Ridley 72
Torrey Smith 48 Rob Gronkowski 66

INTERCEPTIONS

Ed Reed 4 Devin McCourty 5
Cary Williams 4 Tavon Wilson 4
Corey Graham 2 Two Players 3

SACKS

Paul Kruger 9 Rob Ninkovich 8
Haloti Ngata 5 Chandler Jones 6

TACKLES

Bernard Pollard 98 Jerod Mayo 147
Dannell Ellerbe 89 Brandon Spikes 92
Jameel McClain 79 Devin McCourty 82

RAVENS HONORS

QB JOE FLACCO

- AFC Offensive Player of the Week (Week 1)
- FedEx Air NFL Player of the Week (Week 3)
- FedEx Air NFL Player of the Week (Week 10)

WR/RS JACOBY JONES

- Pro Bowl (starter) - 1st Invite
- AP 2012 First-Team All-Pro
- PFW/PFWA 2012 First-Team All-Pro
- Sports Illustrated (Peter King) 2012 All-Pro Team
- AFC Special Teams Player of the Month (November)
- AFC Special Teams Player of the Week (Week 6)

FB VONTA LEACH

- Pro Bowl (starter) - 3rd Invite
- AP 2012 First-Team All-Pro

DT HALOTI NGATA

- Pro Bowl - 4th Invite
- AP 2012 Second-Team All-Pro

S ED REED

- Pro Bowl (starter) - 9th Invite

RB RAY RICE

- Pro Bowl - 3rd Invite
- AFC Offensive Player of the Week (Week 16)
- GMC Never Say Never Moment of the Week (Week 12)

WR TORREY SMITH

- GMC Never Say Never Moment of the Week (Week 3)

G MARSHAL YANDA

- Pro Bowl (starter) - 2nd Invite
- Sports Illustrated (Peter King) 2012 All-Pro Team
- PFW/PFWA 2012 First-Team All-Pro
- AP 2012 Second-Team All-Pro

OPPONENT / PLAYOFF INFO

SERIES HISTORY

- Regular Season Series: Patriots lead, 6-1.
- Postseason Series: Tied, 1-1 (all games played in Foxboro).

Date	Location	Result	Attendance
10-06-96	Baltimore	Patriots, 46-38	63,569
01-02-00	New England	Patriots, 20-3	50,263
11-28-04	New England	Patriots, 24-3	68,756
12-03-07	Baltimore	Patriots, 27-24	71,382
10-04-09	New England	Patriots, 27-21	68,756
01-10-10*	New England	Ravens, 33-14	68,756
10-17-10	New England	Patriots, 23-20 (OT)	68,756
01-22-12**	New England	Patriots, 23-20	68,756
09-23-12	Baltimore	Ravens, 31-30	71,269

* Wild Card Playoff ** AFC Championship

2012 TALE OF THE TAPE

Category	Ravens	Patriots
Record	10-6	12-4
Best Streak	Won 4 (twice)	Won 7
Points Scored	398	557
TDs Scored	44	67
Rushing TDs Scored	17	25
Passing TDs Scored	22	34
TDs on Returns	5	8
Points Against	344	331
TDs Allowed	33	38
Rushing TDs Allowed	15	10
Passing TDs Allowed	15	27
TDs Allowed by Return	3	1
Time of Possession Avg.	28:09	30:41
KOR Avg. For.	27.3	21.2
KOR Avg. Against	23.2	20.5
PR Avg. For.	9.4	12.0
PR Avg. Against	7.8	6.7
Sacks	37	37
Sacks Allowed	38	27
Interceptions	13	20
Interceptions Thrown	11	9

LAST GAME VS. PATRIOTS

Baltimore 31, New England 30
M&T Bank Stadium • Baltimore, MD
Week 3: Sunday, Sept. 23, 2012

In a wild game played in Baltimore and televised nationally, the Ravens beat the Patriots, 31-30, in a Sunday night prime-time special. The game was not sealed until the final play when Baltimore rookie **K Justin Tucker** made a 27-yard field goal. The Ravens rebounded from 13-0 (first quarter) and 30-21 (fourth quarter) deficits. **WR Torrey Smith**, who caught 6 passes for 127 yards with 2 TDs, played with a heavy heart. His younger brother Tevin, who was 19, died that morning after crashing a motorcycle. New England took a 13-0, first-quarter lead on 2 **K Stephen Gostkowski** field goals (37 and 49 yards) and a 2-yard **RB Brandon Bolden** TD run. The Ravens rallied with 2 second-quarter TDs on passes from **QB Joe Flacco** to Smith (25 yards) and **TE Dennis Pitta** (20 yards). A **QB Tom Brady**-to-**WR Julian Edelman** 7-yard TD toss gave the Patriots a 20-14 halftime lead. **RB Ray Rice**, who rushed for 101 yards and caught 5 passes for 49 more, opened the second half with a 7-yard TD scamper to give the Ravens a 21-20 lead. But, the Pats roared back, scoring the game's next 10 points – a **RB Danny Woodhead** 3-yard TD and a 20-yard Gostkowski FG – to take the 30-21, fourth-quarter lead. Smith's second TD reception from Flacco (5 yards) with 4:01 remaining brought the Ravens within 2 (30-28) before Tucker's game-winner. Flacco completed 28 of 39 passes for 382 yards with 3 TDs. Brady was 28-of-41 for 335 yards, including 9 balls to **WR Brandon Lloyd** for 108 yards and 8 completions to **WR Wes Welker** for 142 more.

TOTAL WINS / INCLUDING PLAYOFFS (Since John Harbaugh's Arrival in 2008)

Rk.	Team	Total Wins
1.	New England Patriots	63
2.	Baltimore Ravens	61
3.	Green Bay/Pittsburgh	58

RAVENS-PATS ... AGAIN

This Sunday's battle marks the first AFC Championship game rematch since the Cleveland Browns and Denver Broncos played back-to-back conference title games in the 1986-87 seasons.

PATRIOTS SNAPSHOT

Overview: After finishing 12-4 in the regular season, New England earned the AFC's No. 2 seed and won the AFC East for the fourth-consecutive year. The 2012 season marked the Patriots' fourth-straight postseason appearance, including their third-straight first-round bye as a Top 2 seed. After defeating Houston in Foxborough, 41-28, in the Divisional round last week, New England hosts Baltimore in the AFC Championship game for the second-straight year.

Bill Belichick: In his 38th season as an NFL coach, including his 13th at the helm in New England, Belichick has posted a 187-101 (.649) regular season mark, including a 151-57 (.726) record with the Patriots. During his tenure in New England, Belichick has earned three Super Bowl championships, five conference titles, 10 division crowns and 17 playoff victories.

Offense: New England finished with the league's top-ranked offense (427.9 ypg), including the NFL's best scoring attack (34.8 ppg). **QB Tom Brady** completed 401 of 637 passes for 4,827 yards and 34 TDs. His 8 INTs tied for the fewest among 16-game starters, with Brady earning his eighth Pro Bowl invite. **RB Stevan Ridley** had a team-high 1,263 rushing yards on 290 carries, adding 12 ground scores. **WR Wes Welker** hauled in 118 catches for 1,354 yards and 6 scores.

Defense: With 41 take-aways (20 INTs, 21 FRs), the league's second most, the Patriots posted an NFL-best +25 turnover differential. **CB Devin McCourty** tied for an AFC-best 5 INTs, while rookie **S Tavon Wilson** hauled in 4 thefts. The unit also recorded 37 sacks, led by **DE Rob Ninkovich**, who had a career-high 8 QB drops.

NOTES / OPPONENT INFO

STANDOUTS VS. PATRIOTS

Combined Regular Season and Playoff Totals

WR ANQUAN BOLDIN

G	Rec.	Yds	Avg.	LG	TDs	1st	25+
3	14	212	15.1	37	1	8	3

- In last season's AFC Championship (1/22/12), Boldin had 6 catches for a game-high 101 yards (16.8 avg.).

QB JOE FLACCO

Record	Att.	Cmp.	Pct.	Yds	TDs	INT	Rate
2-3	167	108	64.7	1,271	9	4	95.7

- In the 2011 AFC Championship at NE, Flacco completed 22 of 36 passes for 306 yards, 2 TDs and 1 INT.

- In Week 3's 31-30 Baltimore win (9/23/12), Flacco was 28-of-39 for 382 yards (third most of his career), 3 TDs and 1 INT.

LB RAY LEWIS

G	TT	Solo	AS	INT	TD	FF	FR	Sk-Yds	PD
9	84	53	41	0-0	0	0	0	1-7	2

- In 2009's Wild Card victory at NE (1/10/10), Lewis totaled 13 tackles (4 solo) and 1 sack (-7 yards).

- Lewis had 10 total tackles on 9/23/12 in the Ravens' 31-30 win.

- In last season's AFC Championship (1/22/12), Lewis totaled 12 tackles (5 solo), tying **S Bernard Pollard** for a team high.

TE DENNIS PITTA

G	Rec.	Yds	Avg.	LG	TDs	1st	25+
3	10	91	9.1	20t	2	5	0

- In last season's AFC Championship (1/22/12), Pitta had 5 catches for 41 yards and 1 TD.

S ED REED

G	TT	Solo	AS	INT	TD	FF	FR	Sk-Yds	PD
6	34	25	9	2-57	0	0	0	0-0	4

- Reed picked off **QB Tom Brady** in the Ravens' 2009 Wild Card playoff victory at NE (1/10/10), adding 4 tackles and 2 PD.

RB RAY RICE

G	Att.	Yds	Avg.	LG	TDs	1st	10+
5	102	518	5.1	83t	3	20	7

- Rice had 101 yards and 1 TD on 20 carries (5.1 avg.) in the Ravens' 31-30 win on 9/23/12 this season. He added 5 catches for 49 receiving yards in the victory (150 total on the night).

- On the first play from scrimmage in the 2009 AFC Wild Card matchup at NE (1/10/10), Rice set a franchise-postseason record with an 83-yard TD run, the second longest in NFL playoff history. Rice also set a postseason-franchise record with 159 yards on 22 carries (7.2 avg.) in that 33-14 Wild Card win at NE.

WR TORREY SMITH

G	Rec.	Yds	Avg.	LG	TDs	1st	25+
2	9	209	23.2	42	3	9	5

- In last season's AFC Championship (1/22/12), Smith had 3 catches for 82 yards and 1 TD.

- Smith posted 6 receptions for a team-high 127 yards and 2 TDs in the Ravens' 31-30 win on 9/23/12 this season.

KEY CONNECTIONS

Pro Connections

- Baltimore executive vice president/general manager **Ozzie Newsome** began his front office career as a special assignment scout with the Browns in 1991 when **Bill Belichick** was the head coach.

- Ravens defensive coordinator **Dean Pees** spent six seasons (2004-09) on the Patriots' coaching staff. He spent his final four years in New England as the defensive coordinator. During his tenure guiding the defense, the Patriots were the only team in the NFL to finish in the Top 10 in scoring defense in four-consecutive seasons.

- Patriots head coach **Bill Belichick's** first coaching job in the NFL was with the Baltimore Colts in 1975 as a special assistant to then-head coach Ted Marchibroda. Baltimore finished 10-4 that season en route to claiming the AFC East Division championship.

- Patriots special teams coach **Scott O'Brien** held the same position for the Cleveland Browns from 1991-95 and made the move to Baltimore with the franchise to coach the Ravens' special teams for three seasons (1996-98).

- Ravens **S James Ihedigbo** played with New England in 2011, seeing action in 16 games (12 starts) and posting 72 tackles (50 solo).

- Ravens **DE Arthur Jones** is the older brother of Patriots rookie **DE Chandler Jones**. The Jones brothers grew up in Endicott, NY, and both attended Syracuse University, playing together in 2009. Their middle brother, Jon "Bones," is a UFC Champion who, as of Dec. 2012, was ranked as the No. 1 light heavyweight fighter in the world.

High School/Hometown Connections

- Patriots head coach **Bill Belichick** was raised in Annapolis, MD. Belichick played football and lacrosse at Annapolis HS, where he is currently enshrined in the Hall of Fame. His father, Steve, coached at the U.S. Naval Academy for 33 years.

- Patriots **CB Kyle Arrington** is from Brandywine, MD. He attended Gwynn Park HS (Prince George's County), where he led his high school team to a regional championship in 2004.

- Ravens D-line coach **Clarence Brooks** is from New Bedford, MA, where he lettered in football. Brooks' son, **Jason**, the Ravens' offensive quality control coach, was born in Amherst, MA.

- Ravens **S James Ihedigbo** is from Amherst, MA, where he attended Amherst Regional HS and was a two-time All-Western Massachusetts and All-League selection.

College Connections

- Ravens defensive line coach **Clarence Brooks** coached the same position at the University of Massachusetts from 1976-80. Brooks' son, **Jason**, the Ravens' offensive quality control coach, also coached the Minutemen (assistant DBs) in 2007.

- Ravens **OLB Courtney Upshaw** (2008-11) and Patriots **LB Dont'a Hightower** (2008-11) won two National Championships at Alabama (2009 & 2011), and each earned multiple All-American honors.

- Ravens **CB Jimmy Smith** (27th) and Patriots **T Nate Solder** (17th) were 2011 first-round draft picks from the University of Colorado.

- From 2005-07, Ravens **RB Ray Rice** (2005-07) and Patriots **CB Devin McCourty** (2005-09) played together at Rutgers. Patriots **DE Justin Francis** (2007-11) played one year with Rice and McCourty.

- Ravens **S Ed Reed** (1998-2001) and **T Bryant McKinnie** (2000-01), and Patriots **NT Vince Wilfork** (2001-03) played on the 2001 Miami Hurricanes BCS National Championship team (12-0).

PLAYOFF HISTORY / NOTES

FIVE BERTHS, SEVEN WINS



The Ravens clinched their fifth-straight playoff berth in 2012. In doing so, head coach **John Harbaugh** became just the third coach in NFL history (since 1970 merger) to guide his team to the postseason in each of his first five seasons (2008-12), joining Bill Cowher and Chuck Knox. **"Harbs" is the only head coach in NFL history to win a playoff game in each of his first four and five seasons.**

CONSECUTIVE PLAYOFF BERTHS TO BEGIN A COACHING CAREER (Since 1970 Merger)

Coach (Team)	Berths	Seasons
Bill Cowher (Steelers)	6	1992-97
John Harbaugh (Ravens)	5	2008-12
Chuck Knox (L.A. Rams)	5	1973-77

Harbaugh Playoff Quick Hit:

- Harbaugh (2008, 2011, 2012) is the first head coach in NFL history (since 1970 merger) to reach three conference title games in his first five seasons. Cowher (1994-95) and Knox (1974 & 1976) each reached two conference title games in their initial five seasons.
- Harbaugh's Ravens are 7-4 in postseason play, with the Ravens owning the NFL's most playoff wins since his 2008 Baltimore arrival.

PLAYOFF PERFORMERS

The Ravens have earned nine postseason berths – including an NFL-best five straight – in their 16-year history (2012, 2011, 2010, 2009, 2008, 2006, 2003, 2001, 2000). Baltimore's nine berths since 2000 rank third most in the AFC and tie for third in the NFL.

MOST NFL PLAYOFF BERTHS (2000-12)

AFC	NFC
11 - Indianapolis	9 - GB/Phi.
10 - New England	8 - Seattle
9 - Baltimore	7 - NY Giants
8 - Pittsburgh	6 - Atlanta
6 - Den., NYJ	5 - TB, Min., NO, SF
5 - SD, Ten.	4 - Dal., STL

- The Ravens have earned five-straight playoff berths (2008-12), making them the only NFL team to accomplish the feat.

PLAYOFF HISTORY

The Ravens are **12-7 in playoff history, 3-2 at home, 8-5 on the road and 1-0 at a neutral site (Super Bowl XXXV).**

Date	Game/Opponent	Winner/Result
12/31/00	Wild Card vs. Denver	Ravens, 21-3
01/07/01	Divisional at Tennessee	Ravens, 24-10
01/14/01	AFC Championship at Oakland	Ravens, 16-3
01/28/01	Super Bowl XXXV at NY Giants	Ravens, 34-7
01/13/02	Wild Card at Miami	Ravens, 20-3
01/20/02	Divisional at Pittsburgh	Steelers, 27-10
01/03/04	Wild Card vs. Tennessee	Titans, 20-17
01/13/07	Divisional vs. Indianapolis	Colts, 15-6
01/04/09	Wild Card at Miami	Ravens, 27-9
01/10/09	Divisional at Tennessee	Ravens, 13-10
01/18/09	AFC Championship at Pittsburgh	Steelers, 23-14
01/10/10	Wild Card at New England	Ravens, 33-14
01/16/10	Divisional at Indianapolis	Colts, 20-3
01/09/11	Wild Card at Kansas City	Ravens, 30-7
01/15/11	Divisional at Pittsburgh	Steelers, 31-24
01/15/12	Divisional vs. Houston	Ravens, 20-13
01/22/12	AFC Championship at New England	Patriots, 23-20
01/06/13	Wild Card vs. Indianapolis	Ravens, 24-9
01/12/13	Divisional at Denver	Ravens, 38-35 (2OT)

RAVENS PLAYOFF NOTES

The Ravens are the only NFL team to win a playoff game in each of the past four and five seasons – and the only NFL club to secure a postseason berth in each of the last five seasons (2008-12). Baltimore has also earned three berths in the conference title game, ranking as the NFL's most such appearances since 2008.



MOST NFL PLAYOFF BERTHS / PAST FIVE SEASONS

Berths	Team
5	Baltimore Ravens
4	Atlanta, Green Bay, Indianapolis, New England

- The Ravens' seven playoff wins over the past five seasons (2008-12) rank as the NFL's most. Five of the Ravens' victories have come on the road, also ranking as the NFL's most.
- All four of the Ravens' playoff losses over the past four seasons (2008-11) have come at the hands of the team that represented the AFC in the Super Bowl. One of those teams (2010 Steelers) captured the Super Bowl Championship.
- The Ravens have played an NFL-high 13 road playoff games since 2000. Baltimore's eight postseason road wins during this span are the most in the league.
- Since 2000, the Ravens' 19 playoff games tie (Ind. & Phi.) for second in the NFL, while their 12 playoff wins tie (Pit.) for second.

SECOND-BEST PLAYOFF MARK

The Ravens own the second-best playoff winning percentage (.632) in NFL history (since 1970 merger), compiling a 12-7 mark.

NFL POSTSEASON WINNING PERCENTAGE (Since 1970 Merger: Min. 10 Games)

Rk.	Team	Record	Pct.
1.	New York Giants****	20-11	.645
2.	Baltimore Ravens*	12-7	.632
3.	Pittsburgh Steelers*****	33-20	.623
4.	San Francisco 49ers*****	27-17	.614
5.	New England Patriots***	23-15	.605
6.	Dallas Cowboys*****	32-21	.604
7.	Carolina Panthers	6-4	.600
8.	Oakland Raiders***	22-15	.595

* Number of Super Bowl titles

BEHIND ENEMY LINES

The Ravens are 8-5 on the road all time in postseason play, posting the second-best road win percentage (.615) since the 1970 merger. The Ravens are 5-4 on the road during the **John Harbaugh Era.**

NFL POSTSEASON WINNING PCT. / ROAD GAMES (Since 1970 Merger: Min. 5 Games)

Rk.	Team	Record	Pct.
1.	Carolina Panthers	4-2	.667
2.	Baltimore Ravens	8-5	.615
3.	New York Giants	8-6	.571
4.	San Diego Chargers	4-5	.444
5.	Dallas Cowboys	9-12	.429
	New England Patriots	6-8	.429

PLAYOFF WINS (2008-12)

1. Baltimore Ravens 7
2. Green Bay Packers 5
Pittsburgh Steelers 5

PLAYOFF ROAD WINS (2008-12)

1. Baltimore Ravens 5
2. New York Jets 4
3. Green Bay Packers 3

PLAYOFF HISTORY / NOTES

TURNOVER TABLE

In their playoff history, the Ravens have dominated the turnover battle, registering a +21 mark in 19 games. Under **John Harbaugh**, the Ravens have forced an NFL-best 33 turnovers in 11 playoff games.

RAVENS PLAYOFF TURNOVER TABLE (All-Time Postseason Play)

Date	Game	+/-	Result
12/31/00	Wild Card vs. Denver	+1	W
01/07/01	Divisional at Tennessee	+1	W
01/14/01	AFC Championship at Oakland	+3	W
01/28/01	Super Bowl XXXV vs. NY Giants	+5	W
01/13/02	Wild Card at Miami	+2	W
01/20/02	Divisional at Pittsburgh	-3	L
01/03/04	Wild Card vs. Tennessee	+1	L
01/13/07	Divisional vs. Indianapolis	-2	L
01/04/09	Wild Card at Miami	+4	W
01/10/09	Divisional at Tennessee	+3	W
01/18/09	AFC Championship at Pittsburgh	-3	L
01/10/10	Wild Card at New England	+2	W
01/16/10	Divisional at Indianapolis	-3	L
01/09/11	Wild Card at Kansas City	+3	W
01/15/11	Divisional at Pittsburgh	-1	L
01/15/12	Divisional vs. Houston	+4	W
01/22/12	AFC Championship at New England	+2	L
01/06/13	Wild Card vs. Indianapolis	E	W
01/12/13	Divisional at Denver	+2	W
Totals		+21	12-7

MOST TURNOVERS FORCED / POSTSEASON (Since 2008 / John Harbaugh Era)

Rk.	Team	TO	INT	Fum.	G
1.	Baltimore Ravens	33	20	13	11
2.	Green Bay Packers	17	11	6	8
3.	Arizona Cardinals	16	10	6	6

PLAYOFF NUMBERS TO RAVE ABOUT

6

Sacks during the playoffs by Baltimore this season, 2.5 of which were by **OLB Paul Kruger** and 2 by **OLB Terrell Suggs**. The Ravens have also forced 3 fumbles.

11

Completions of 20-or-more yards by **QB Joe Flacco** in two playoff games this season. Flacco has averaged 39.8 yards per TD pass on his 5 passing scores in the postseason.

14

Offensive plays of 20-or-more yards by the Ravens this postseason.

216

Receiving yards on 11 catches by **WR Anquan Boldin** in the Ravens' two playoff games this season, averaging 19.6 yards per reception and 108.8 ypg.

452

Receiving yards on 27 catches by **WR Anquan Boldin** in 6 playoff games with the Ravens (since 2010), ranking as the NFL's second-most yards during this span (GB's Greg Jennings has 458).

459.0

Net yards per game the Ravens have averaged in their two playoff victories this season (162.5 rushing and 296.5 passing).

STOUT PLAYOFF "D"

In their 19 all-time playoff games, the Ravens have only allowed 180.9 passing yards and 91.2 rushing yards per contest. Baltimore's 272.1 net yards allowed per game since 2000 (minimum five games) rank as the NFL's second-best mark during this span.

TOP DEFENSIVE POSTSEASON RANKINGS (Min. Five Games / Since 2000)

TOTAL NET YARDS (Fewest Allowed)	PASSING YARDS (Fewest Allowed)
1. Tampa Bay . . . 259.6	1. Tampa Bay . . . 169.6
2. Baltimore . . . 272.1	2. Baltimore . . . 180.9
3. Tennessee . . . 278.0	3. Philadelphia . . 185.4

STINGY DEFENSE

The Ravens have allowed 14.8 points per game in postseason play, the best playoff mark since the 1970 merger. Limiting the Colts to 9 points in this year's Wild Card win, it marked the ninth playoff game Baltimore has allowed 10-or-fewer points since 2000. Amazingly, no other team has more than four such games during this span.

NFL POSTSEASON SCORING DEFENSE (Since 1970 Merger / Min. Five Games)

Rk.	Team	G	Pts	Pts/Gm
1.	Baltimore Ravens	19	282	14.8
2.	Washington Redskins	34	554	16.3
3.	New York Giants	31	544	17.5

PLAYOFF PICKS

In 19 playoff games, the Ravens' "D" has forced 37 INTs, including 25 thefts in their last 13 postseason contests. Baltimore's 37 INTs rank as the most in NFL postseason play since 2000, while the 671 INT return yards also stand first.

NFL POSTSEASON INTs LEADERS (Since 2000)

Rk.	Team	INTs	Yards	TDs	Games
1.	Baltimore Ravens	37	671	5	19
2.	New England Patriots	29	454	5	23
3.	Indianapolis Colts	21	289	1	19

INTs Quick Hits:

- In last week's Divisional win at Denver, **CB Corey Graham** recorded 2 INTs, 1 of which he returned 39 yards for a TD.
- Under **John Harbaugh** (since 2008), the Ravens have posted an NFL-high 20 INTs during the postseason (GB is next best with 11 picks).

TOUGH VS. THE RUN


Baltimore has allowed one 100-yard rusher in the playoffs (Houston's Arian Foster, 132 yards on 1/15/12), holding opposing RBs under the century mark in 18 of 19 contests. The Ravens have permitted just 91.2 rushing yards per contest in 19 playoff games, ranking as the lowest playoff average since the 1970 merger.

LOWEST POSTSEASON OPPONENT RUSHING YARDS (Since 1970 Merger / Min. Five Games)

Rk.	Team	G	Att.	Yards	YPG
1.	Baltimore Ravens	19	523	1,732	91.2
2.	Pittsburgh Steelers	53	1,430	4,963	93.6
3.	Tennessee Titans	28	732	2,695	96.3

PLAYOFF HISTORY / NOTES

FLACCO IS THE FIRST



Joe Flacco is the first starting QB in NFL history (since 1970 merger) to make the playoffs in each of his first four and five seasons. He's also the first to win a playoff game in each of his first four and five years, compiling seven playoff victories, which rank third most among QBs in the first five seasons of a career.

MOST PLAYOFF WINS BY A STARTING QB / FIRST FIVE SEASONS (Since 1970 Merger)

Quarterback	Seasons	Playoff Wins/Record
Tom Brady	2000-04	9-0
Ben Roethlisberger	2004-08	8-2
Joe Flacco	2008-12	7-4
Troy Aikman	1989-93	6-1

Flacco Quick Hits:

- Including playoffs, Flacco has posted 61 total wins in his first five seasons, ranking as the NFL's most among all NFL QBs since 2008.
- In the Ravens' last six playoff games (since the 2010 season), Flacco is 107-of-184 for 1,485 yards, 12 TDs and 2 INTs (101.4 rating).
- Flacco has 5 career road wins in the playoffs (including a victory at New England in the 2009 Wild Card round), tying Eli Manning for the most in NFL postseason history.

SUGGS' PLAYOFF SIZZLE



OLB Terrell Suggs has posted 12 sacks in 13 career playoff games, including a team-high 5 during the 2010 playoffs. Dating back to 2008, Suggs' 12 QB drops rank first in NFL postseason play, while his 77 yards lost on those sacks also stand No. 1.

NFL POSTSEASON SACKS LEADERS (Since 2008)

Rk.	Player	Sacks	Yards
1.	Terrell Suggs (Bal.)	12.0	77.0
2.	LaMarr Woodley (Pit.)	9.0	48.0
3.	Clay Matthews (GB)	7.5	54.5

Suggs' 12-career playoff sacks tie (Reggie White) for the third most in NFL postseason history (since sacks became an official statistic in 1982). His sack yards (77) rank sixth.


NFL POSTSEASON SACKS LEADERS (NFL History)

Rk.	Player	Sacks	Yards
1.	Willie McGinest	16.0	113.5
2.	Bruce Smith	14.5	109.5
3.	Terrell Suggs	12.0	77.0
	Reggie White	12.0	70.0

Suggs Quick Hits:

- Suggs' 12 career playoff sacks rank first in Ravens franchise history. (Michael McCrary is second with 6.)
- Suggs has registered 2 sacks during the 2012 playoffs, both coming in the Divisional victory at Denver (1/12/13).
- In the 2010 Divisional game at Pittsburgh (1/15/11), Suggs produced a postseason career-high 3 sacks, including 1 FF that was recovered by DE Cory Redding and returned for a touchdown.

PLAYOFF BALL HAWK



S Ed Reed owns 8 INTs in 13 playoff games, ranking as the most among active NFL players and tying (Lester Hayes) for second most all time (record is 9 by three different players). Reed's 162 return yards stand fourth all time, while he also has 43 tackles (36 solo) and 19 PD in postseason play.


POSTSEASON INTERCEPTION LEADERS (Active Players)

Rk.	Player	INTs	Yards	TDs	Games
1.	Ed Reed	8	162	1	13
2.	Asante Samuel	7	227	4	20
3.	Antoine Bethea	4	52	0	11
	Sam Shields	4	92	1	7

POSTSEASON INTERCEPTION LEADERS (NFL History)

Rk.	Player	INTs	Yards	TDs	Games
1.	Ronnie Lott	9	187	2	11
	Bill Simpson	9	149	1	6
	Charlie Waters	9	124	0	10
4.	Ed Reed	8	162	1	13
	Lester Hayes	8	107	2	8

RUSH OF SUCCESS



On the first play from scrimmage in 2009's Wild Card win at New England (1/10/10), **RB Ray Rice** ran for an 83-yard TD, the second-longest run in NFL postseason history. His jolt was the longest in Ravens playoff history, while he also tallied a Ravens' playoff-record 159 rushing yards and 2 TDs on 22 carries.

LONGEST POSTSEASON RUNS (Since 1970 Merger)

Rk.	Player	Date/Opp.	Rush Long
1.	Fred Taylor (Jax.)	1/15/00 vs. Mia.	90t
2.	Ray Rice (Bal.)	1/10/10 at NE	83t
3.	Charlie Garner (Oak.)	1/12/02 vs. NYJ	80t

RAVENS MOST RUSHING YARDS (Single-Game Playoff Highs)

Rk.	Player	Date/Opp.	Att.	Yds.	Avg.	TD
1.	Ray Rice	1/10/10 at NE	22	159	7.2	2
2.	Ray Rice	1/12/13 at Den.	30	131	4.4	1
3.	Jamal Lewis	12/31/00 vs. Den.	30	110	3.7	2

Rice Playoff Quick Hit:

- Rice's 643 rushing yards in the playoffs (on 152 carries) rank as the NFL's most in postseason play since 2008. Rice has added 4 rushing TDs, which tie for third during this time.
- Rice has 45 carries for 199 yards and 1 TD in two playoff games during the 2012 postseason, averaging 99.5 rushing yards per contest.

RAVENS CAREER PLAYOFF RUSHING

Rk.	Player (Games)	Att.	Yards	Avg.	LG	TDs
1.	Ray Rice (10)	152	643	4.2	83t	4
2.	Jamal Lewis (6)	130	426	3.3	27t	4
3.	Willis McGahee (7)	75	271	3.6	48	4

PLAYOFF HISTORY / NOTES

NUMBERS TO RAVE ABOUT

Here are several standout stats from the Ravens' last four games that include two regular season contests and two playoff games.

10

Passing plays of 25-or-more yards, including TD catches of 70 yards (WR Jacoby Jones) and 59 yards (WR Torrey Smith).

28.0

Points per game the Ravens have scored, racking up 112 total.

113.3

Passer rating by QB Joe Flacco, who has 956 passing yards, 7 TDs and 0 INTs on 59-of-101 passing. Flacco has produced at least a 114 rating in three of Baltimore's last four games.

450.8

Total net yards of offense the Ravens have averaged (188.8 rushing and 262.0 passing).

A RAVENS WIN WOULD...

- With a victory Sunday, the Ravens will advance to their second Super Bowl (2000) in franchise history. The Ravens can become just the fifth team to earn multiple Super Bowl appearances since 2000 (NE - 5, NYG - 3, Pit. - 3 and Ind. - 2).
- With a victory Sunday, **John Harbaugh** will tie Tom Flores (Oak./LA, 1979-83) for the most playoff wins (8) in a head coach's first five seasons in NFL history (since 1970 merger).
- With a victory Sunday, **QB Joe Flacco** will tie Ben Roethlisberger (2004-08) for the second-most playoff wins (8) by a QB in his first five seasons. QB Tom Brady owns the most postseason victories in a quarterback's initial five years (9 from 2000-04).

2011 AFC TITLE GAME RECAP

New England 23, Baltimore 20

Gillette Stadium • Foxborough, MA • Sunday, Jan. 22, 2012

The Ravens' Super Bowl hopes came to a devastating end in New England with a 23-20 loss in the AFC Championship game. It came down to Baltimore's final drive in the fourth quarter, when the Ravens had a chance to win or tie the game. But, a **QB Joe Flacco**-to-**WR Lee Evans** pass fell incomplete, and **K Billy Cundiff's** last-second 32-yard FG attempt sailed wide left, sealing the victory for New England. The Patriots opened the scoring with a 29-yard **K Stephen Gostkowski** FG on their second drive of the first quarter. On New England's next possession, **CB Lardarius Webb** intercepted QB Tom Brady, and the Ravens tied the game early in the second quarter with a 20-yard FG. The Pats answered with a 7-yard RB **BenJarvus Green-Ellis** TD run, but on their next possession, the Ravens tied the game again with a 6-yard Flacco-to-**TE Dennis Pitta** TD. The Patriots led 13-10 at the half after the Ravens held them to another Gostkowski FG (35). The Patriots settled again for a 24-yard FG on New England's opening drive of the third quarter, making the score 16-10. Baltimore took the lead (17-16) for the first time in the game when **WR Torrey Smith** caught a Flacco pass and raced 29 yards down the sideline and dove for the pylon. Baltimore forced a fumble on the ensuing kickoff and capitalized with a 39-yard FG, making the score 20-16. But, Brady, who was intercepted twice, dove on a fourth-and-inches play at the goal-line in the fourth quarter making the score 23-20, which was the final margin.

CAREER PLAYOFF PERFORMERS

WR ANQUAN BOLDIN

G	Rec.	Yds	Avg.	LG	TDs	1st	25+
9	41	642	15.7	71t	4	27	8

• In the 2011 AFC Championship at New England (1/22/12), he caught 6 passes for a game-high 101 yards, including a long of 37.

• Boldin set a Ravens' playoff record with his 145 receiving yards (on 5 catches) in this season's 24-9 Wild Card win over Indy.

QB JOE FLACCO

Record	Att.	Cmp.	Pct.	Yds	TDs	INT	Rate
7-4	304	164	53.9	2,145	13	8	79.7

• In the 2011 AFC Championship at New England (1/22/12), Flacco was 22-of-36 for 306 yards, 2 TDs and 1 INT, posting a 95.4 rating.

LB RAY LEWIS

G	TT	Solo	AS	INT	TD	FF	FR	Sk-Yds	PD
19	215	136	79	2-54	1	6	1	2-17	14

• Lewis is tied with Neil Smith for the most career FFs (6) in NFL postseason history.

• Lewis made 11 tackles (6 solo) and had 4 PD en route to Super Bowl XXXV MVP honors when the Ravens topped the New York Giants, 34-7, on 1/28/01.

• Lewis had a game-high 17 tackles (10 solo) in last week's Divisional playoff win at Denver (1/12/13).

• Lewis had his highest postseason tackle total with 23 stops (13 solo) in the Ravens' Divisional loss to the Colts on 1/13/07.

S ED REED

G	TT	Solo	AS	INT	TD	FF	FR	Sk-Yds	PD
13	43	36	7	8-162	1	0	1	0-0	19

• Reed's 8 playoff INTs are the most among active NFL players.

RB RAY RICE

G	Att.	Yds	Avg.	LG	TDs	1st	10+
10	152	643	4.2	83t	4	17	11

• Rice ran for a playoff team-record 159 yards and 2 TDs on 22 carries (7.2 avg.) in the '09 Wild Card win at NE (1/10/10), spurring the Ravens' 234-yard rushing output (most in team history).

• Rice also has 30 catches for 255 yards and 1 TD in the postseason.

WR TORREY SMITH

G	Rec.	Yds	Avg.	LG	TDs	1st	25+
4	9	220	24.4	59t	3	7	4

• In the 2011 AFC Championship at New England (1/22/12), Smith caught 3 passes for 82 yards and 1 TD.

• In last week's Divisional win at Denver, Smith pulled in 3 catches for 98 yards and 2 TDs, including a long score of 59 yards.

OLB TERRELL SUGGS

G	TT	Solo	AS	INT	TD	FF	FR	Sk-Yds	PD
13	66	53	13	0-0	0	4	2	12-77	2

• Suggs is the Ravens' all-time playoff sack leader and also owns the NFL's most postseason sacks (12) since 2008.

• Suggs has registered 2 sacks during the 2012 playoffs, both coming in the Divisional victory at Denver (1/12/13).

• Suggs' 12 career playoff sacks tie (Reggie White) for the third most in NFL postseason history (since sacks became an official statistic in 1982).

2012 PLAYOFF GAME NOTES

WILD CARD: NOTES VS. COLTS

RAVENS "O" SETS PLAYOFF TEAM RECORD

- The Ravens racked up a then-franchise-record 439 yards of total offense (170 rushing and 269 passing). (The mark was then bested this past Saturday in the Divisional win at Denver: 479).
- Baltimore registered 8 plays of 20-or-more yards (7 passing and 1 rushing). The Ravens averaged an impressive 7.9 yards per play.

DEFENSE STINGY WITH PLAYOFF POINTS

- Limiting the Colts to only 9 points, it marked the ninth playoff game Baltimore has allowed 10-or-fewer points since 2000. Amazingly, no other NFL team has more than four such games during this span.

RED ZONE "D" STRONG AGAIN

- Finishing the regular season with the NFL's No. 2 red zone defense, Baltimore's unit remained stout again inside "the red," not allowing the Colts to score a TD on three trips inside the 20.

BOLDIN IS A BEAST

- **WR Anquan Boldin** produced a Ravens' playoff-record 145 receiving yards on 5 catches (29.0 avg.). There have been three 100-yard receiving days in Ravens postseason history – two of which have come via Boldin (he also had 101 on 1/22/12 at NE – AFC Championship). (TE Todd Heap held the previous record of 108 yards on 1/9/11 vs. KC in a Wild Card game.)
- Boldin's 145 yards are the most in a second half of an NFL playoff game since Jerry Rice posted 157 in Super Bowl XXIII (1/22/89).

FLACCO STANDS TALL

- **QB Joe Flacco** was 12-of-23 for 282 yards and 2 TDs, producing a postseason franchise-record 125.6 QB rating. Flacco owns the Top 3 single-game QB ratings in Ravens playoff history.
- Flacco averaged 23.5 yards per completion, the second-best mark in NFL playoff history (Tim Tebow: 31.6 on 1/8/12) Of Flacco's 12 completions, 7 gained at least 20 yards (long of 50).

KRUGER'S CAREER DAY

- **OLB Paul Kruger** registered 2.5 sacks, ranking as the second most in Ravens single-game playoff history. He added a game-high 5 QB hits, 1 FF, 1 PD and 4 total tackles on the day.

RAY RETURNS

- **LB Ray Lewis**, who had not played since tearing his triceps on Oct. 14, posted a game-high 13 total tackles (9 solo). Lewis added 1 TFL and 1 PD.

RICE & PIERCE A STRONG TANDEM

- Rookie **RB Bernard Pierce** rushed for 103 yards on 13 carries, averaging 7.9 yards per attempt. Pierce produced the fifth 100-yard rushing game in Ravens playoff history.
- **RB Ray Rice** totaled 109 yards from scrimmage (68 rushing and 41 receiving), producing his third-career playoff game with at least 100 yards from scrimmage.

PLAYOFF PICKS

- **CB Cary Williams** recorded an INT, returning it 41 yards. It marked his 5th-overall pick of the season and Williams' first of his postseason career.

DIVISIONAL: NOTES VS. BRONCOS

RAVENS "O" SETS PLAYOFF TEAM RECORD ... AGAIN

- The Ravens totaled a franchise-record 479 yards of offense (155 rushing and 331 passing), besting their previous mark of 439 set in the previous week's Wild Card win vs. Indianapolis.

- The Ravens also posted a franchise-record 38 points and 324 net passing yards. Baltimore scored 3 passing TDs, 1 rushing TD and 1 INT-TD.

FINE OUTING FOR FLACCO

- **QB Joe Flacco** set Ravens' playoff records in passing yards (331) and passing TDs (3). Completing 18 of 34 passes, Flacco earned his 8th-career postseason victory, which ranks as the third most by a starting QB in the first five seasons of a career.

- With 31 seconds remaining in regulation, Flacco found **WR Jacoby Jones** on a 70-yard TD bomb to send the contest to overtime, where the Ravens would eventually kick a 47-yard FG in 2OT to win the game. It marked Flacco's 15th-career game-winning drive in the fourth quarter/OT (his second in the playoffs).

LONG BOMBS GALORE

- On the game-tying TD with 31 seconds remaining that forced overtime, **QB Joe Flacco** and **WR Jacoby Jones** connected on the second-longest pass play in Ravens playoff history (70). The longest (96 yards) was from Trent Dilfer to Shannon Sharp in the 2000 AFC Championship at Oakland.

- Flacco also hit **WR Torrey Smith** for 59-yard and 32-yard TD passes, marking the first game in NFL playoff history where a QB threw 2 TDs of 59-plus yards (the other being Jones' 70-yarder).

BOLDIN KEEPS BEASTIN'

- **WR Anquan Boldin** became the Ravens' all-time playoff leader in receiving yards (452), pulling in a team-high 6 catches for 71 yards. Five of Boldin's grabs earned first downs.

RICE HITS 100

- **RB Ray Rice** scored his 5th-career playoff TD, the most in team history. Rice finished the day with a game-high 131 rushing yards and 1 TD on 31 carries, posting the sixth 100-yard ground outing in Ravens playoff history. It also marked his fourth-career playoff game with at least 100 yards from scrimmage (and his second this postseason – 109 vs. Indy in the Wild Card round).

GRAHAM GOES THE DISTANCE

- **CB Corey Graham** produced the 6th defensive TD in Ravens playoff history on a 39-yard INT-TD he stole from QB Peyton Manning after a **CB Chykie Brown** PD.

- Graham finished with 2 INTs on the day, including a pick of Manning in OT that set up the deciding 47-yard game-winning FG by **K Justin Tucker**.

TUCKER CLUTCH ... AGAIN

- Rookie **K Justin Tucker** kicked his 3rd game-winning FG of the season, booting the Ravens to victory with a 47-yarder in 2OT. The kick tied (NYG's Lawrence Tynes, 1/20/08 vs. GB) for the second-longest OT game-winner since 1991.

PLAYOFF HISTORY / NOTES

PLAYER PLAYOFF EXPERIENCE

Forty-six players on the Ravens' 53-man roster have played in a playoff game, with a team-high 19 games by **LB Ray Lewis**. Additionally, 30 Ravens have started a postseason contest, while four players have advanced to the Super Bowl.

RAVENS PLAYERS PLAYOFF EXPERIENCE (Games Played/Started)

Player	GP	GS	Furthest Game Played In
Lewis, Ray	19	19	Super Bowl (2000, Bal.)
Birk, Matt	16	13	AFC, NFC Champ. ('11 Bal., '00 Min.)
Ayanbadejo, Brendon	13	0	Super Bowl (2006, Chi.)
Reed, Ed	13	13	AFC Champ. (2008, '11, Bal.)
Suggs, Terrell	13	13	AFC Champ. (2008, '11, Bal.)
Koch, Sam	12	0	AFC Champ. (2008, '11, Bal.)
Ngata, Haloti	12	12	AFC Champ. (2008, '11, Bal.)
Flacco, Joe	11	11	AFC Champ. (2008, '11, Bal.)
Ihedigbo, James	11	3	Super Bowl (2011, NE)
Rice, Ray	10	8	AFC Champ. (2008, '11, Bal.)
Boldin, Anquan	9	9	Super Bowl (2008, Ari.)
McKinnie, Bryant	9	9	AFC, NFC Champ. ('11 Bal., '09 Min.)
Ellerbe, Dannell	8	5	AFC Champ. (2011, Bal.)
Oher, Michael	8	8	AFC Champ. (2011, Bal.)
Williams, Bobbie	8	4	NFC Champ. (2002-03, Phi.)
Williams, Cary	8	4	AFC Champ. (2011, Bal.)
Yanda, Marshal	8	8	AFC Champ. (2011, Bal.)
Considine, Sean	7	2	NFC Champ. (2008, Phi.)
Cody, Terrence	6	2	AFC Champ. (2011, Bal.)
Dickson, Ed	6	4	AFC Champ. (2011, Bal.)
Kruger, Paul	6	1	AFC Champ. (2011, Bal.)
Leach, Vonta	5	4	AFC Champ. (2011, Bal.)
Pollard, Bernard	5	4	AFC Champ. (2011, Bal.)
Cox, Morgan	4	0	AFC Champ. (2011, Bal.)
Graham, Corey	4	2	NFC Champ. (2010, Chi.)
Jones, Arthur	4	1	AFC Champ. (2011, Bal.)
Jones, Jacoby	4	0	AFC Div. (2011, Hou.)
Kemoeatu, Ma'ake	4	3	NFC Div. (2008, Car.)
McClellan, Albert	4	0	AFC Champ. (2011, Bal.)
McPhee, Pernell	4	0	AFC Champ. (2011, Bal.)
Pitta, Dennis	4	2	AFC Champ. (2011, Bal.)
Smith, Jimmy	4	1	AFC Champ. (2011, Bal.)
Smith, Torrey	4	3	AFC Champ. (2011, Bal.)
Allen, Anthony	2	0	AFC Divisional (2012, Bal.)
Bajema, Billy	2	0	AFC Divisional (2012, Bal.)
Brown, Chykie	2	1	AFC Divisional (2012, Bal.)
Bynes, Josh	2	0	AFC Divisional (2012, Bal.)
Doss, Tandon	2	0	AFC Divisional (2012, Bal.)
Gradkowski, Gino	2	0	AFC Divisional (2012, Bal.)
Osemele, Kelechi	2	2	AFC Divisional (2012, Bal.)
Pierce, Bernard	2	0	AFC Divisional (2012, Bal.)
Tucker, Justin	2	0	AFC Divisional (2012, Bal.)
Tyson, DeAngelo	2	0	AFC Divisional (2012, Bal.)
Upshaw, Courtney	2	1	AFC Divisional (2012, Bal.)
Jackson, Asa	1	0	AFC Divisional (2012, Bal.)
Reed, David	1	0	Wild Card (2012, Bal.)

ELITE AFTER FIVE

TEAMS TO WIN AT LEAST ONE PLAYOFF GAME IN FIVE-CONSECUTIVE POSTSEASONS (Since 1970 Merger)

Team	Cons. Seasons	Years	Wins
Dallas Cowboys	6	1991-96	12
Baltimore Ravens	5	2008-12	7
New England Patriots	5	2003-07	11
Philadelphia Eagles	5	2000-04	7
Green Bay Packers	5	1993-97	9
Oakland Raiders	5	1973-77	7

COACHES: PLAYOFFS

Seven of the Ravens' 20 coaches have coached in the Super Bowl, while 11 others have coached in a conference championship.

RAVENS COACHES PLAYOFF EXPERIENCE

Player	Games	Furthest Game Coached In
John Harbaugh	25	Super Bowl (2004, Phi.)
Wade Harman	23	Super Bowl (2000, Bal.)
Wilbert Montgomery	21	Super Bowl (1999, 2001, STL)
Jim Caldwell	20	Super Bowl (2006, 2009, Ind.)
Dean Pees	18	Super Bowl (2004, 2007, NE)
Teryl Austin	17	Super Bowl (2005, Sea., 2008, Ari.)
Clarence Brooks	17	AFC Champ. (2008, 2011, Bal.)
Bob Rogucki	15	AFC Champ. (2008, 2011, Bal.)
Randy Brown	14	Super Bowl (2004, Phi.)
Jim Hostler	13	AFC Champ. (2008, 2011, Bal.)
Jerry Rosburg	12	AFC Champ. (2008, 2011, Bal.)
Andy Moeller	11	AFC Champ. (2008, 2011, Bal.)
Craig Ver Steeg	11	AFC Champ. (2008, 2011, Bal.)
Jason Brooks	8	AFC Champ. (2011, Bal.)
Matt Weiss	8	AFC Champ. (2011, Bal.)
Ted Monachino	6	AFC Champ. (2011, Bal.)
Juney Barnett	5	NFC Champ. (2009, Min.)
Todd Washington	4	AFC Champ. (2011, Bal.)
Chris Hewitt	2	Divisional (2012, Bal.)
Don Martindale	2	Divisional (2012, Bal.)

PLAYOFF TRENDS

Category	All Time	2012
vs. AFC	11-7	2-0
vs. NFC (Giants: Super Bowl XXXV)	1-0	0-0
Home	3-2	1-0
Away	8-5	1-0
Leading at Halftime	9-2	1-0
Trailing at Halftime	0-5	0-0
Tied at Halftime	3-0	1-0
Leading After 3 Quarters	9-1	1-0
Tied After 3 Quarters	3-1	1-0
Trailing After 3 Quarters	0-5	0-0
Decided by 7 Points or Less	3-2	1-0
Decided By 3 Points or Less	2-2	1-0
When Scoring First	6-0	1-0
When Not Scoring First	6-7	1-0
Positive or Even Turnover Ratio	12-2	2-0
Negative Turnover Ratio	0-5	0-0
Winning or Even Penalty Ratio	9-2	1-0
Losing Penalty Ratio	3-5	1-0
With a 100-Yard Rusher	6-0	2-0
With a 100-Yard Receiver	2-1	1-0
Without a 100-Yard Rusher	6-7	0-0
Without a 100-Yard Receiver	10-6	1-0
When Allowing a 100-Yard Rusher	1-0	0-0
When Not Allowing a 100-Yard Rusher	11-7	2-0
When Allowing a 100-Yard Receiver	3-0	1-0
When Not Allowing a 100-Yard Receiver	9-7	1-0
With a 300-Yard Passer	1-1	1-0
Without a 300-Yard Passer	11-6	1-0
Allowing a 300-Yard (net) Passer	0-0	0-0
Not Allowing a 300-Yard (net) Passer	12-7	2-0

RAVENS WINNING WAYS

2012 ESPN FRANCHISE RANKINGS

ESPN The Magazine's Ultimate Standings ranked the Baltimore Ravens as America's 11th-best U.S. professional sports franchise (and third-best NFL franchise). Using a four-part process to rank MLB, NBA, NFL and NHL franchises, ESPN conducted a fan survey that covered 25 topics, from "has players who act professionally on and off the field" to "makes it easy to buy tickets through the team website." Through *ESPN.com* and NetReflector (a Seattle opinion research company), fans of the four major leagues were then asked to rate their favorite clubs in each of these 25 areas. Receiving more than 56,000 responses, every franchise was rated on seven categories: title track, ownership, coaching, players, fan relations, affordability and stadium experience. Lastly, ESPN determined how efficiently teams convert dollars from fans into on-field performance, including postseason victories. These calculations were the basis for an eighth category: bang for the buck.

TOP U.S. SPORTS FRANCHISES (ESPN Franchise Rankings)

Rk. Franchise

1. Oklahoma City Thunder
2. Green Bay Packers
3. San Antonio Spurs
4. Indiana Pacers
5. Memphis Grizzlies
6. Phoenix Coyotes
7. Tampa Bay Lightning
8. New Orleans Saints
9. Texas Rangers
10. Arizona Diamondbacks
- 11. Baltimore Ravens**
12. Pittsburgh Steelers
13. New Jersey Devils
14. Nashville Predators
15. Los Angeles Angels

TOP NFL FRANCHISES (ESPN Franchise Rankings)

Rk. Franchise

1. Green Bay Packers
2. New Orleans Saints
- 3. Baltimore Ravens**
4. Pittsburgh Steelers
5. Houston Texans
6. New England Patriots
7. San Francisco 49ers
8. Denver Broncos
9. Carolina Panthers
10. Atlanta Falcons
11. Arizona Cardinals
12. Seattle Seahawks
13. New York Giants
14. Detroit Lions
15. Indianapolis Colts

JOHN HARBAUGH ERA (SINCE 2008)

PLAYOFF BERTHS

- 1. Baltimore Ravens 5**
2. Atlanta, Green Bay 4
Indianapolis, New England . . 4
6. Cin., Min., NO, Phi., Pit. . . 3

TOTAL WINS

1. New England Patriots . . 63
- 2. Baltimore Ravens 61**
3. Green Bay Packers 58
Pittsburgh Steelers 58
5. Atlanta Falcons 57

PLAYOFF WINS

- 1. Baltimore Ravens 7**
2. Green Bay Packers 5
Pittsburgh Steelers 5
4. Arizona, New Orleans . . . 4
NY Giants, NY Jets 4

PLAYOFF GAMES

- 1. Baltimore Ravens 11**
2. Green Bay Packers 8
3. Pittsburgh Steelers 7
4. Ari., Ind., NE, NO, NYJ . . 6

CONF. TITLE GAMES

- 1. Baltimore Ravens 3**
2. New England Patriots . . . 2
New York Jets 2
Pittsburgh Steelers 2
5. Indianapolis Colts 1

PLAYOFF ROAD WINS

- 1. Baltimore Ravens 5**
2. New York Jets 4
3. Green Bay Packers 3
4. New York Giants 2
Philadelphia Eagles 2

REG. SEASON WIN %

1. New England Patriots . .750
2. Atlanta Falcons700
- 3. Baltimore Ravens675**
4. Green Bay Packers663
Pittsburgh Steelers663

REG. SEASON WINS

1. New England Patriots . .60
2. Atlanta Falcons56
- 3. Baltimore Ravens54**
4. Green Bay Packers53
Pittsburgh Steelers53

WINNINGEST FRANCHISES SINCE 2000

WINNING SEASONS

1. New England Patriots . .12
2. Indianapolis Colts11
- 3. Baltimore Ravens10**
Green Bay Packers10
Pittsburgh Steelers10

PLAYOFF BERTHS

1. Indianapolis Colts11
2. New England Patriots . .10
- 3. Baltimore Ravens9**
Green Bay Packers9
Philadelphia Eagles9

PLAYOFF GAMES

1. New England Patriots . .23
- 2. Baltimore Ravens19**
Indianapolis Colts19
Philadelphia Eagles19
5. Pittsburgh Steelers18

PLAYOFF WINS

1. New England Patriots . .17
- 2. Baltimore Ravens12**
Pittsburgh Steelers12
4. New York Giants10
Philadelphia Eagles10

REG. SEASON WIN %

1. New England Patriots . .726
2. Indianapolis Colts663
3. Pittsburgh Steelers . . .651
4. Green Bay Packers . . .630
- 5. Baltimore Ravens . . .606**
6. Philadelphia Eagles . . .603

REG. SEASON WINS

1. New England Patriots . .151
2. Indianapolis Colts . . .138
3. Pittsburgh Steelers . . .135
4. Green Bay Packers . . .131
- 5. Baltimore Ravens . . .126**
6. Philadelphia Eagles . .125

SUPER BOWL WINS

1. New England Patriots . .3
2. New York Giants2
Pittsburgh Steelers2
- 4. Baltimore Ravens1**
Green Bay, Indianapolis . .1
New Orleans, Tampa Bay . .1

CONF. TITLE GAMES

1. New England Patriots . .7
2. Philadelphia Eagles5
Pittsburgh Steelers5
- 4. Baltimore Ravens4**
5. Indianapolis Colts3
New York Giants3

RAVENS RANK IN TOP 4

The Ravens own a .553 all-time regular season winning percentage, posting a 150-121-1 record since their 1996 inception. That mark ranks fourth among pro football franchises since 1950, with only the Cowboys' .573 (456-340-6), Dolphins' .568 (407-309-4) and Steelers' .554 (504-406-12) ranking better.

COACH HARBAUGH NOTES

COACH HARBS



In his fifth year as head coach, **John Harbaugh** has led Baltimore to a playoff berth in each of his first five seasons (2008-12), also securing an appearance in three AFC title games (including two straight):

- Baltimore is the only NFL team to earn a playoff berth each of the last five years (2008-12) and is the only team to have won at least one playoff game in each of the past four and five postseasons.

HEAD COACH SNAPSHOT (Baltimore Ravens: 2008-12)

- Reg. Season Record 54-26
- at Home 33-7
- on Road 21-19
- vs. AFC 41-19
- vs. AFC North 21-9
- vs. Patriots (playoffs) . . 1-2 (1-1)
- vs. NFC 13-7
- Playoffs Record 7-4
- Home Playoff Games 2-0
- Road Playoff Games 5-4

• “Harbs” is the only head coach in NFL history to win a playoff game in each of his first four and five seasons and also the only coach to advance to three conference title games in his initial five years.

• Harbaugh has guided the Ravens to 54 regular season wins, ranking third in the NFL since 2008, and he has led the Ravens to three AFC title games (2008, 2011 & 2012).

• All four Ravens’ playoff defeats from 2008-11 have come at the hands of the team that represented the AFC in the Super Bowl. One of those teams (2010 Steelers) captured the Super Bowl title.

• The Ravens own a 54-26 regular season record under Harbaugh. Including playoffs (7-4), they are 61-30, ranking second with the NFL’s most total wins since Harbaugh’s Baltimore arrival.

NFL WINS / INCLUDING PLAYOFFS (Since Coach Harbaugh’s Arrival in 2008)

Rk.	Team	Total Wins
1.	New England Patriots	63
2.	Baltimore Ravens	61
3.	Green Bay/Pittsburgh	58

NABBING FIVE STRAIGHT

In 2012, the Ravens clinched their fifth-consecutive postseason berth. In doing so, head coach **John Harbaugh** became just the third coach in NFL history (since 1970 merger) to guide his team to the playoffs in each of his first five seasons.

CONSECUTIVE PLAYOFF BERTHS TO BEGIN A COACHING CAREER (Since 1970 Merger)

Coach (Team)	Berths	Seasons
Bill Cowher (Steelers)	6	1992-97
John Harbaugh (Ravens)	5	2008-12
Chuck Knox (L.A. Rams)	5	1973-77

HARBAUGH TIMELINE

Team	Position	Years
Baltimore Ravens	Head Coach	2008-12
Philadelphia Eagles	Secondary	2007
Philadelphia Eagles	Special Teams Coord.	1998-2006
Indiana University	DBs/Special Teams Coord.	1997
University of Cincinnati	Assistant Head Coach	1995-96
University of Cincinnati	TEs/OLBs/RBs/Rec. Coord.	1989-94
Morehead State	DBs/Special Teams Coord.	1988
University of Pittsburgh	Tight Ends	1987
Western Michigan	Graduate Assistant	1984-86

MAKING HIS MARK

John Harbaugh owns the second-best winning percentage among head coaches who began their career since 1970 (min. 70 games), going 54-26 (.675) since he arrived in Baltimore. Since 1960, Harbaugh’s winning percentage stands sixth.

HEAD COACH CAREER WINNING PERCENTAGE (Coaches Who Began Their Careers Since 1970 / Min. 70 Games)

Rk.	Coach	Team	Years	Record	Pct.
1.	Mike Smith	Atlanta	2008-12	56-24	.700
2.	John Harbaugh	Baltimore	2008-12	54-26	.675
3.	Tony Dungy	TB/Ind.	1996-2008	139-69	.668
4.	Mike McCarthy	Green Bay	2006-12	74-38	.661
5.	Mike Tomlin	Pittsburgh	2007-12	63-33	.656

HEAD COACH CAREER WINNING PERCENTAGE (Coaches Who Began Their Careers Since 1960 / Min. 70 Games)

Rk.	Coach	Team	Years	Record	Pct.
1.	John Madden	Oak.	1969-78	103-32-7	.759
2.	George Allen	LA/Was.	1966-77	116-47-5	.712
3.	Mike Smith	Atlanta	2008-12	56-24	.700
4.	Blanton Collier	Cleveland	1963-70	76-34	.691
5.	Don Shula	Bal./Mia.	1963-95	328-156-6	.678
6.	John Harbaugh	Baltimore	2008-12	54-26	.675

PLAYOFF MILESTONES

John Harbaugh is tied for the second-most playoff victories (7) by a head coach in his first five seasons (since the 1970 merger).

MOST PLAYOFF WINS BY A HEAD COACH / FIRST FIVE SEASONS (Since 1970 Merger)

Coach (Team)	Playoff Wins	Seasons
Tom Flores (Oak./LA)	8	1979-83
John Harbaugh (Bal.)	7	2008-12
Mike Holmgren (GB)	7	1992-96
Jimmy Johnson (Dal.)	7	1989-93
Joe Gibbs (Was.)	6	1981-85
George Seifert (SF)	6	1989-93

Only in First Five:

• **John Harbaugh** is the only head coach in NFL history to win a playoff game in each of his first five seasons and also the only coach to advance to three conference title games (2008, 2011 & 2012).

RAVENS COACHING RECORDS

John Harbaugh is the third head coach in Ravens history, producing a 54-26 record (7-4 playoffs) in five seasons with the franchise.

Coach	Seasons	Regular Season Record	Playoffs Record
John Harbaugh	2008-12	54-26	7-4
Brian Billick	1999-2007	80-64	5-3
Ted Marchibroda	1996-98	16-31-1	n/a

JOHN HARBAUGH SEASON-BY-SEASON

Year	Record	Playoffs (Final Result)
2012	10-6	2-0 (advanced to AFC Champ.)
2011	12-4	1-1 (lost in AFC Champ.)
2010	12-4	1-1 (lost in Divisional)
2009	9-7	1-1 (lost in Divisional)
2008	11-5	2-1 (lost in AFC Champ.)

COORDINATORS NOTES

CALDWELL ELEVATED



Jim Caldwell, a 35-year coaching veteran, joined the Ravens as the team's QBs coach in February 2012 and was elevated to offensive coordinator on Dec. 10, replacing Cam Cameron. Caldwell arrived in Baltimore after coaching the last 10 seasons with the Indianapolis Colts, including the previous three as head coach. In his first year at the helm (2009), he led the Colts to the AFC Championship and a berth in Super Bowl XLIV.

Caldwell, who earned a Super Bowl ring (2006) with Indy, spent six seasons tutoring one of the NFL's all-time greats in QB Peyton Manning. During the course of Caldwell's time in Indianapolis, the Colts achieved much success, tying an NFL record with nine-straight playoff appearances and winning six AFC South division titles. The Colts annually had one of the NFL's most prolific offenses, finishing in the Top 3 in scoring offense for five-straight seasons (2003-07). Caldwell, who also has an extensive background on the collegiate level, spent eight years as Wake Forest's head coach.

TOP 5 "O" OUTPUTS

In Week 16 vs. NYG, Baltimore's offense registered 533 yards of offense (224 rushing and 309 passing), marking the third-highest output in team history. The Ravens' Top 5 all-time single-game marks have all come during the **John Harbaugh Era** (since 2008).

RAVENS TOP TOTAL NET YARDS (Single-Game History)

Yards	Game/Date	Results
553	9/25/11 at STL	W, 37-7
548	12/13/09 vs. Det.	W, 48-3
533*	12/23/12 vs. NYG	W, 33-14
503	9/23/12 vs. NE	W, 31-30
501	9/13/09 vs. KC	W, 38-24

* Caldwell-led unit

"O" RANKINGS UNDER "HARBS"

RAVENS OFFENSIVE RANKINGS / SINCE 2008

Year	YPG	Rk.	PPG	Rk.
2012	352.5	16	24.9	10
2011	338.7	15	23.6	12
2010	322.9	22	22.3	16
2009	351.2	13	24.4	9
2008	324.0	18	24.1	11

OFFENSIVE QUICK HITS

- Since **John Harbaugh's** arrival (2008), two of the Ravens' Top 3 single-game scoring outputs have occurred: 55 vs. Oak. (11/11/12) and 48 vs. Det. (12/13/09). (Baltimore also scored 48 on 12/19/05 vs. GB.)
- Since 2008, Baltimore has posted at least 30 points on 27 different occasions (including a team-record 55 in Week 10 vs. Oakland) and owns a 26-1 record in those games.
- Since 2008, the Ravens have totaled at least 400 yards in a game 19 times, producing an 18-1 mark in those contests.
- The Ravens have piled up at least 375 total net yards 25 times since 2008, producing a 23-2 record in those games.
- Ravens have rushed for at least 190 yards 13 times since 2008 (12-1 record). Baltimore is 31-4 when rushing for 125+ yards in this time.

PEES LEADS THE "D"



Dean Pees, a nine-year NFL-coaching veteran, was promoted to defensive coordinator on Jan. 27, 2012, after guiding the Ravens' LBs for two seasons. He is the sixth "D" coordinator in franchise history. Pees, who was New England's "D" coordinator from 2006-09, leads a Baltimore unit that finished as the NFL's third-best scoring defense four-consecutive years (2008-11) and tied (NYG) for 12th in 2012, allowing 21.5 points per game.

Pees leads a unit that during the John Harbaugh Era (2008-12)...

- Has allowed the NFL's second-fewest points (17.3) and the third-fewest net yards (304.1) per game during this span.

POINTS PER GAME ALLOWED (Since 2008)

1. Pittsburgh	16.5
2. Baltimore	17.3
3. San Francisco	18.9

TOUCHDOWNS ALLOWED (Since 2008)

1. Pittsburgh	136
2. Baltimore	139
3. San Francisco	156

TOTAL NET YARDS ALLOWED (Since 2008)

1. Pittsburgh	273.4
2. NY Jets	301.7
3. Baltimore	304.1

OPPONENT PASSER RATING (Since 2008)

1. Baltimore	71.9
2. Green Bay	73.4
3. Pittsburgh	74.1

"D" STRONG DOWN STRETCH

Affected by injuries for much of the season, Baltimore's defense faced many challenges. But as the year progressed, so too did the Ravens' unit. Over the final six games (since Week 12), Baltimore allowed the NFL's fourth-fewest yards per game, posted the third-best third-down "D" and permitted the third-fewest first downs.

NET YARDS ALLOWED (Final 6 Weeks)

1. Denver	254.0
2. Cincinnati	275.7
3. NY Jets	292.3
4. Baltimore	299.0
5. Car./Pit.	303.7

3RD-DOWN DEFENSE (Final 6 Weeks)

1. Denver	22.2
2. NY Jets	27.9
3. Baltimore	28.2
4. Arizona	29.6
5. New England	30.4

1ST DOWNS ALLOWED (Final 6 Weeks)

1. Denver	85
2. NY Jets	89
3. Baltimore	98
4. Cincinnati	102
5. Oakland	108

TOP 2012 DEFENSIVE MARKS

FEWEST PASS TDs (2012 Season)

1. Atlanta	14
2. Baltimore	15
Seattle	15

RED ZONE DEF. (TD%) (2012 Season)

1. Miami	42.6
2. Baltimore	43.4
3. Arizona	44.4



"D" COORD. BREAKDOWN

Four "D" coordinators in Ravens history have gone on to become NFL head coaches: Marvin Lewis (1996-2001), Mike Nolan (2002-04), Rex Ryan (2005-08) and Chuck Pagano (2011). Former Jaguars head coach Jack Del Rio was the Ravens' LBs coach from 1999-2001, while Atlanta's Mike Smith also coached on the "D" from 1999-2002.

RAVENS DEFENSIVE COORDINATOR BREAKDOWN

D Coord. (Years)	G	Avg. PPG	Net YPG	Rush YPG	Pass YPG
Dean Pees (2012)	16	21.5	350.9	122.8	228.1
Chuck Pagano (2011)	16	16.6	288.9	92.6	196.3
Greg Mattison (2009-10)	32	16.6	309.7	93.6	216.1
Rex Ryan (2005-08)	64	17.6	277.8	84.0	193.8
Mike Nolan (2002-04)	48	18.8	302.0	103.7	198.3
Marvin Lewis (1996-2001)	96	19.0	304.0	93.0	211.0

OZZIE NEWSOME / PERSONNEL NOTES

WIZARD OF OZ



Ozzie Newsome's legacy is unlike any the game has seen. Known throughout all of sports as a premier leader, Newsome is a Hall of Fame player, the architect of Baltimore's Super Bowl XXXV championship team and an elite personnel evaluator who became the NFL's first African American general manager.

"Ozzie's credibility is what stands out the most," head coach John Harbaugh states. "And it's not just about what he has accomplished. To me, it's his commitment and focus while striving to do more."

OZZIE NEWSOME CAREER SNAPSHOT

- NFL's first African American General Manager (promoted in 2002)
- Architect of Ravens 2000 Super Bowl XXXV Championship Team
- NFL Executive of the Year (2000)
- Pro Football Hall of Fame (class of 1999)
- State of Alabama Hall of Fame (class of 1995)
- National Football Foundation College Hall of Fame and NCAA Hall of Fame (class of 1994)
- 13-Year NFL Tight End with Cleveland Browns (1978-90)
- Three-Time Pro Bowler (1981, 1984-85)
- Four-Time Cleveland Touchdown Club Offensive Player of the Year
- Current Member of Three Major NFL Policy-Making Committees: Competition, Diversity and Player Care Foundation Committees

FIRST-ROUND FINDS

Since moving to Baltimore in 1996, the Ravens, led by GM **Ozzie Newsome**, have had 17 drafts and selected 17 players in the first round. These picks have earned an amazing 53 combined Pro Bowls and several All-Rookie honors:

RAVENS FIRST-ROUND DRAFT PICKS

Year	Name	Pick	Pro Bowls
1996	T Jonathan Ogden*	4	11
1996	LB Ray Lewis*++	26	13
1997	LB Peter Boulware*	4	4
1998	CB Duane Starks*	10	
1999	CB Chris McAlister*	10	3
2000	RB Jamal Lewis*	5	1
2000	WR Travis Taylor	10	
2001	TE Todd Heap*	31	2
2002	S Ed Reed*+	24	9
2003	OLB Terrell Suggs*+	10	5
2003	QB Kyle Boller	19	
2005	WR Mark Clayton*	22	
2006	DT Haloti Ngata*	12	4
2007	G Ben Grubbs*	29	1
2008	QB Joe Flacco^	18	
2009	T Michael Oher*	23	
2011	CB Jimmy Smith	27	

* All-Rookie Team performer ^ Diet Pepsi Rookie of the Year (NFL.com Fan Vote)
+ NFL Defensive Player of the Year Awards

Top 10 Quick Hit:

- Of the seven players chosen in the Top 10 by Baltimore, five have earned Pro Bowl status. Two of those players – Peter Boulware and Terrell Suggs – also earned Defensive Rookie of the Year honors.

Late-Round Success Quick Hit:

- The Ravens have found gems late in the first round, including LB Ray Lewis (26th), TE Todd Heap (31st), S Ed Reed (24th), G Ben Grubbs (29th) and T Michael Oher (23rd).

NEWSOME'S NFL TREE

GM **Ozzie Newsome** also fosters a working environment that breeds standout coaches. By bringing in individuals who embrace the "Raven way," Newsome aims to create a synergy that manufactures success among scouts, coaches and players. As a result, Baltimore has had many assistants move on to become head coaches on the collegiate and NFL levels.

CURRENT HEAD COACHES ROOTED IN RAVENS ORGANIZATION

Head Coach (Team)	Last Position Held w/ Ravens (Years)
Kirk Ferentz (Iowa)	Asst. Head Coach/Offense (1996-98)
Marvin Lewis (Bengals)	Def. Coordinator (1996-2001)
Chuck Pagano (Colts)	Def. Coordinator (2008-11)
Rex Ryan (Jets)	Asst. Head Coach/Def. Coord. (1999-2008)
Jim Schwartz (Lions)	Quality Control/Defense (1996-98)
David Shaw (Stanford)	Wide Receivers (2002-05)
Mike Smith (Falcons)	Linebackers (1999-2002)

Coaches Quick Hit:

- Other former Ravens assistants who became head coaches include Jack Del Rio (Jacksonville), Pat Hill (Fresno State), Hue Jackson (Oakland), Eric Mangini (NY Jets and Cleveland), Mike Nolan and Mike Singletary (San Francisco), Ken Whisenhunt (Cardinals) and Rick Neuheisel (UCLA).

HOMEGROWN

The Ravens have had 30 different players earn Pro Bowl honors since the team's inception in 1996. Of those, 16 are homegrown players – 15 drafted and one signed as a rookie free agent:

RAVENS HOMEGROWN PRO BOWLERS

Year Drafted (Rd.)	Name	Pro Bowls
1996 (1st)	LB Ray Lewis	13
1996 (1st)	T Jonathan Ogden	11
2002 (1st)	S Ed Reed	9
2003 (1st)	OLB Terrell Suggs	5
1997 (1st)	OLB Peter Boulware	4
1999 (1st)	CB Chris McAlister	3
2006 (1st)	DT Haloti Ngata	4
2001 (1st)	TE Todd Heap	2
1996 (5th)	WR/RS Jermaine Lewis	2
2007 (4th)	FB Le'Ron McClain	2
2008 (2nd)	RB Ray Rice	3
2000 (6th)	OLB Adalius Thomas	2
2007 (3rd)	G Marshal Yanda	2
2007 (1st)	G Ben Grubbs	1
2000 (1st)	RB Jamal Lewis	1
2002 (RFA)	LB Bart Scott #	1

Undrafted rookie free agent

Bold indicates 2012 Pro Bowler

PRO BOWLERS DRAFTED

Most Pro Bowlers Drafted: 1996-2011



Rk.	Team	Players
1.	New England Patriots	17
2.	Green Bay Packers	16
3.	Baltimore Ravens	15
	Pittsburgh Steelers	15
5.	Chicago Bears	14
	Philadelphia Eagles	14

PERSONNEL / TEAM NOTES

2012 PRO BOWL HIGHS

The Ravens had six players named to the Pro Bowl for their performances during the 2012 season, ranking as the NFL's fourth most and the AFC's third most. Baltimore has had at least five players selected to the Pro Bowl in each of the last five seasons (2008-12), compiling a total of 28 selections during this time.

MOST PRO BOWL HONOREES (2012 Season)

Rk.	Team	Pro Bowlers
1.	San Francisco	9
2.	Houston	8
3.	New England	7
4.	Baltimore	6
5.	Chi., Den., KC, Sea.	5

13 PRO BOWLERS

The Ravens have 13 Pro Bowlers on their current 53-man roster, including six who earned 2012 All-Star honors: **S Ed Reed** (ninth), **DT Haloti Ngata** (fourth), **FB Vonta Leach** (third), **RB Ray Rice** (third), **G Marshal Yanda** (second) and **WR/RS Jacoby Jones** (first).

PRO BOWLERS ON 2012 ROSTER (13)

ST Brendon Ayanbadejo (3)	DT Haloti Ngata (4)
C Matt Birk (6)	S Ed Reed (9)
WR Anquan Boldin (3)	RB Ray Rice (3)
ST Corey Graham (1)	LB Terrell Suggs (5)
WR/RS Jacoby Jones (1)	G Marshal Yanda (2)
FB Vonta Leach (3)	
LB Ray Lewis (13)	
T Bryant McKinnie (1)	Bold: 2012 Pro Bowler

NFL'S TOP 100

It can be argued that the 100 best NFL players, as voted by the players in 2011, doesn't really represent the best. Maybe coaches or scouts have a different list. Certainly, there are reporters who compiled rankings of their own. Still, it's special for the Ravens to post seven players overall (tied with Phi. and SF for the NFL's most) – including five standouts in the Top 25.

THE NFL'S TOP 100 PLAYERS OF 2012 (NFL Players' Poll / NFL Network)

NFL Rank	Player	Position Ranking
9	DT Haloti Ngata	No. 1 defensive tackle
11	OLB Terrell Suggs	No. 2 linebacker
16	S Ed Reed	No. 1 safety
20	LB Ray Lewis	No. 3 linebacker
22	RB Ray Rice	No. 4 running back
45	FB Vonta Leach	No. 1 fullback
74	QB Joe Flacco	No. 11 quarterback

NOTE THE NEWSOME QUOTE

"Three guarantees in life: Death, taxes and the Ravens ruling the draft. General manager Ozzie Newsome, [assistant general manager] Eric DeCosta and a great scouting department comprise a front office that always seems to be three steps ahead."

- FoxSports.com's Adam Schein, 2010

WINNING WAYS

The Ravens are the only NFL team to win a playoff game in each of the past four and five seasons – and the only NFL club to secure a postseason berth in each of the last five seasons (2008-12). Baltimore has also earned three berths in the conference title game, ranking as the NFL's most such appearances since 2008.



MOST NFL PLAYOFF BERTHS / PAST FIVE SEASONS

Berths	Team
5	Baltimore Ravens
4	Atlanta, Green Bay, Indianapolis, New England

• The Ravens' seven playoff wins over the past five seasons (2008-12) rank as the NFL's most. Five of the Ravens' victories have come on the road, also ranking as the NFL's most.

• The Ravens have played an NFL-high 13 road playoff games since 2000. Baltimore's eight postseason road wins during this span are the most in the league.

• Since 2000, the Ravens' 19 playoff games tie (Ind. & Phi.) for second in the NFL, while their 12 playoff wins also tie (Pit.) for second.

20/20 CLUB

The Ravens' "20/20 Club" includes members of the team's personnel staff who started with the Ravens as young assistants and grew into evaluators with more input. The term "20/20" refers to hiring 20-year-olds for \$20,000. According to **Ozzie Newsome**: "The guys actually started when they were a little older than 20 and for more than \$20,000, but that's what we call them."

RAVENS "20/20 CLUB" GRADUATES (Current Personnel Staff)

Name	Joined Ravens	Current Title
George Kokinis (Cle.)	1991	Senior Personnel Asst.
Eric DeCosta	1996	Assistant General Manager
Joe Hortiz	1998	Director of College Scouting
Chad Alexander	1999	Asst. Dir. of Pro Personnel
Joe Douglas	2000	National Scout
Mark Azevedo	2005	Area Scout Southeast
David Blackburn	2007	Area Scout

ROOKIE FREE AGENT GEMS

The Ravens have a history of unearthing rookie free agent gems. On the current 53-man roster, Baltimore has 13 players who entered the NFL as rookie free agents. Of those 13, nine were originally signed by the Ravens (listed below):

ORIGINAL RAVENS ROOKIE FREE AGENT SIGNINGS (On 2012 Active Roster)

2002: NT Ma'ake Kemoeatu	2011: DT Bryan Hall
2009: LB Dannell Ellerbe*	2012: S Omar Brown
2010: LS Morgan Cox*	2012: WR/RS Deonte Thompson
2010: LB Albert McClellan	2012: K Justin Tucker*
2011: LB Josh Bynes	* 2012 first-teamer/starter

2012 RAVENS MILESTONES

BALTIMORE RAVENS

- Won back-to-back division titles for first time in franchise history
- Set a single-season franchise record for most points (398)
- Set a single-season franchise record for fewest turnovers (16)
- Set the single-season franchise record for most plays from scrimmage gaining 20-or-more yards (72)
- Set a single-season franchise record for most pass completions gaining 25-or-more yards (41)
- Captured the franchise's 150th regular season victory

OLB BRENDON AYANBADEJO

- Reached 175 career special teams tackles (187)
- Reached 100 career defensive tackles (127)

C MATT BIRK

- His 112-consecutive starts are the NFL's longest active streak among centers
- Reached 200 games played in career (210)

WR ANQUAN BOLDIN

- Reached 750 career catches (772)
- Surpassed 10,000 career receiving yards (10,165)
- Recorded his 10th-straight season with 50 catches, just one of four players in NFL history to accomplish the feat to begin a career

LB DANNELL ELLERBE

- Set career highs in tackles (89) and sacks (4.5)

QB JOE FLACCO

- First starting QB in NFL history to lead his team to the playoffs in each of his first five seasons (2008-12)
- Set career highs for passing yards (3,817) and completions (317) in a season
- Set a career high for rushing touchdowns (3)
- Tied a franchise record for 300-yard passing games in a season (5, Vinny Testaverde)
- Set a franchise record for career 300-yard passing games (13)
- Tied Jarret Johnson with his franchise-record 80th-straight start
- Became first QB in Baltimore football history (Colts and Ravens) to throw for 3,500 yards in four-straight seasons
- Reached 100 career passing touchdowns (102) - franchise record
- Reached 17,000 career passing yards (17,633) - franchise record
- Reached 1,500 career completions (1,507) - franchise record

DE ARTHUR JONES

- Set career highs in tackles (47), sacks (4.5) and FFs (1)

WR/RS JACOBY JONES

- Tied an NFL record with a 108-yard KOR-TD
- Became first Raven to post multiple KOR-TDs in season and career
- Became first player in NFL history to record multiple KOR-TDs of at least 105 yards (108 and 105)
- Set a franchise record for kick return TDs in a season (2 KOR & 1 PR)
- Set a franchise record with a 30.7-yard KOR average

P SAM KOCH

- Played in his 112th-consecutive game (longest active Ravens streak and second longest in team history)
- Set single-season punting career highs and franchise records with a 47.1 gross average and 40.8 net average

OLB PAUL KRUGER

- Tied (Adalius Thomas, twice) a franchise record with a sack in five-consecutive games
- Posted career highs in tackles (42), sacks (9) and FFs (1)

DT HALOTI NGATA

- Reached 20 sacks for his career (22)
- Reached 400 career tackles (444)
- Played in his 100th-career game (108) and started his 100th-career game (106)

TE DENNIS PITTA

- Tied a franchise record for TD receptions by a TE (7, Todd Heap)
- Posted career highs with 61 catches for 669 yards
- Reached 100 receptions for his career (102)

S BERNARD POLLARD

- Surpassed 500 career tackles (576)
- Played in his 100th career game (105)

S ED REED

- Set the all-time NFL record for career INT return yards (1,541)
- Reached the 60-INT career milestone (61)

RB RAY RICE

- Passed Willis McGahee for third in franchise history in total touchdowns (39) and second in rushing touchdowns (33)
- Reached 8,000 career scrimmage yards (8,233), second most in franchise history
- Reached 300 career receptions (311)
- Surpassed 5,500 career rushing yards (5,520), second most in franchise history
- Posted 1,000 rushing yards for the fourth-consecutive season, the first player in Ravens history to achieve the feat
- Started his 41st-straight game, the longest active streak among NFL RBs

WR TORREY SMITH

- Set a career high in games started (16), receiving yards (855) and receiving touchdowns (8)

K JUSTIN TUCKER

- Set a franchise record for most successful PATs in a season (42)
- Set a franchise record for most points by a rookie (132)
- Posted the second-best single-season Ravens FG pct. mark and second-best all-time NFL rookie FG pct. mark (90.9), going 30-33

CB CARY WILLIAMS

- Set a career high with 4 INTs

RAVENS IRONMEN / RANKINGS

CONSECUTIVE GAMES STARTED: CURRENT NFL STREAKS

CENTERS

1. **Matt Birk (Bal.)**112
2. Chris Myers (Hou.)96
3. Brad Meester (Jax.)74
4. Jonathan Goodwin (SF)70
5. Dominic Raiola (Det.)68

QUARTERBACKS

1. Eli Manning (NYG)135
2. Philip Rivers (SD)112
3. **Joe Flacco (Bal.)**80
4. Tom Brady (NE)64
5. Matt Ryan (Atl.)51

RUNNING BACKS

1. **Ray Rice (Bal.)**41
2. Steven Jackson (STL)30
3. Frank Gore (SF)28
4. Michael Turner (Atl.)17
5. Three Players16



BALTIMORE'S IRONMEN

P **Sam Koch** currently owns the Ravens' active consecutive games played streak, seeing action in 112-straight contests, also having never missed a game in his career:

RAVENS CONSECUTIVE GAMES PLAYED / CURRENT STREAKS

Rk.	Player	Games
1.	Sam Koch	112
2.	Joe Flacco	80
3.	M. Birk, M. Oher, R. Rice	64

RAVENS CONSECUTIVE GAMES PLAYED / ALL-TIME STREAKS

Rk.	Player	Games	Years
1.	Jarret Johnson	129	2003-11
2.	Sam Koch	112	2006-present
3.	Peter Boulware	111	1997-2003
4.	Matt Stover	110	2002-08
5.	Terrell Suggs	105	2003-09

BIRK HITS 200

In Week 6's victory over Dallas (10/14), **C Matt Birk** played in his 200th-career game (now at 210). Birk has started 189 games in his career, including 112 consecutive. His 112-straight starts are the NFL's longest such active streak among centers.

Birk and **LB Ray Lewis** (228 games) are two of just 23 active players who have seen action in at least 200 career games.

JOE'S NEVER MISSED A GAME

80

Consecutive starts by **QB Joe Flacco**, tied for the most in team history. Former OLB Jarret Johnson (currently playing for San Diego) also made 80-straight starts for the Ravens from 2007-11.

FINAL 2012 TOP RANKINGS

Player	Category	No.	AFC Rank	NFL Rank
Joe Flacco	Fewest INTs	10	4	7t
Joe Flacco	4th Qtr. Passer Rating	103.1	2	4
Joe Flacco	25+ Yard Completions	40	1t	2t
Jacoby Jones	Longest KOR	108t	1	1
Jacoby Jones	KOR TDs	2	1	1
Jacoby Jones	KOR Average	30.7	1	1
Jacoby Jones	Total Return TDs	3	1t	1t
Sam Koch	Net Punting Average	40.8	5	8
Haloti Ngata	Tackles by a DT	51	4	8t
Dennis Pitta	Touchdowns by a TE	7	3t	6t
Ed Reed	Fumble Recoveries	3	4t	9t
Ray Rice	Receptions by a RB	61	1	2
Ray Rice	Scrimmage Yards	1,621	4	9
Ray Rice	Rushing TDs	9	4	9t
Torrey Smith	Yards Per Catch Avg.	17.4	3	4
Justin Tucker	KO Touchbacks	49	3	5
Justin Tucker	Longest FG	56 yards	2	6t
Justin Tucker	Field Goal Percentage	90.9	3	6
Justin Tucker	Leading Scorers (Ks)	132	4	8

TIGHT BATTLES


The Ravens played in an NFL-high eight games that were decided by 3 points or less this season. Baltimore produced a 5-3 record in those contests, with two of the defeats coming by 3 points (31-28 at Was. in Week 14 and 23-20 vs. Pit. in Week 13). The other loss produced a 1-point margin of defeat (24-23 at Phi. in Week 2).

NFL'S TOP HOME FIELD

This past October, *ESPN.com* named Baltimore's M&T Bank Stadium the "Toughest Stadium" in the NFL, ranking the Ravens as having the league's No. 1 homefield advantage.

NFL'S BEST HOMEFIELD ADVANTAGES (ESPN.com, 2012)

1. **M&T Bank Stadium: Baltimore Ravens**
2. Century Link Field: Seattle Seahawks
3. Lambeau Field: Green Bay Packers
4. Heinz Field: Pittsburgh Steelers
5. Sports Authority Field at Mile High: Denver Broncos



The Ravens are 21-3 at M&T Bank Stadium over the past three seasons.

THAT M&T MAGIC

THE M&T ADVANTAGE

Under **John Harbaugh**, the Ravens have won 24 of their last 27 regular season home games and are 33-7 in games played in Baltimore, tying for the NFL's second-best home mark since 2008.

NFL'S BEST REGULAR SEASON HOME RECORDS (John Harbaugh Era / Since 2008)

Rk.	Team	Record	Pct.
1.	New England Patriots	34-6	.850
2.	Baltimore Ravens	33-7	.825
	Atlanta Falcons	33-7	.825
4.	Green Bay Packers	32-8	.800
5.	New Orleans Saints	29-11	.725
	Pittsburgh Steelers	29-11	.725

HISTORY OF DOMINANCE

Simply put, the Ravens have been dominant at home since the day they arrived in Baltimore. Below are the Ravens' respective home records and corresponding NFL rankings during several periods.

RAVENS HOME RECORDS / NFL RANKINGS

Time Period (Milestone)	Record	NFL Rank
Since 2010 (Past Three Seasons)	21-3	2t
Since 2008 (John Harbaugh Arrival)	33-7	2t
Since 2000 (Super Bowl Season)	79-25	2
Since 1998 (M&T Bank Stadium Opened)	87-33	2t
Since 1996 (Team's Inception)	94-41-1	4

M&T POINTS PRODUCTION

The Ravens scored an average of 31.8 points per game at M&T Bank Stadium this season, ranking as the NFL's fourth-best mark among home teams. Baltimore set a franchise record for most points scored at home in a season, producing 254 this year. The Ravens surpassed the previous mark of 230 (from 2009).

POINTS PER GAME AT HOME (2012 Season)

Rk.	Team	Points	Points/Game
1.	New England Patriots	278	34.8
	New York Giants	278	34.8
3.	Denver Broncos	260	32.5
4.	Baltimore Ravens	254	31.8
5.	New Orleans Saints	246	30.8

Ravens Post 55 in Week 10:

- The Ravens scored 55 points in Week 10's win over Oakland at M&T Bank Stadium, marking their highest scoring output in franchise history.

CHARM CITY RUSH

Since 2008, Baltimore has rushed for 134.5 yards per game at home (fifth most among home teams) and 53 TDs, ranking second.

NFL RUSHING / HOME TEAMS (Since 2008)

RUSHING YARDS PER GAME	RUSHING TOUCHDOWNS
1. Minnesota145.4	1. New England 55
2. Kansas City144.4	2. Baltimore53
3. Carolina140.8	3. NY Giants 50
4. New England135.5	4. Atlanta 47
5. Baltimore 134.5	. Houston 47

AT HOME UNDER HARBS

15.1

Points per game Baltimore has permitted at home since 2008, the NFL's second-best mark (Pittsburgh is first at 14.9 ppg).

55

Interceptions by the Ravens at home since 2008, ranking as the NFL's second most at home (GB is first with 68).

66.8

Passer rating the Ravens have forced for opposing QBs at M&T Bank Stadium since 2008, the NFL's top defensive mark.

286.7

Yards per game the Ravens' defense has permitted at home since 2008, ranking as the NFL's third-stingiest average during that span (Pit. - 267.2 and NYJ - 281.7).

1,071-605

Ratio the Ravens have outscored opponents at home since 2008, limiting foes to 15.1 points per game. In their 33 wins during this span, the margin of victory has been 14.1 ppg.

M&T BANK SECURITY

The Ravens' "D" has been stout at home for many seasons. Since the 2003 campaign, Baltimore ranks first in fewest points allowed per game among NFL home teams. The Ravens also have the most INTs (115) and have posted the second-most sacks (220).

BEST NFL DEFENSES AT HOME (Since 2003)

TOTAL DEFENSE (Fewest Yards Allowed)	POINTS PER GAME (Fewest Allowed)
1. Pittsburgh273.9	1. Baltimore 15.6
2. Baltimore 283.6	2. Pittsburgh16.1
3. NY Jets299.8	3. New England16.5

INTERCEPTIONS (Most in NFL)	SACKS (Most in NFL)
1. Baltimore 115	1. NY Giants 223
2. Green Bay 108	2. Baltimore 220
3. Chicago 107	3. Minnesota 215

HOME STREAKS SNAPPED

- In Week 13's division battle against the Steelers, Baltimore's home winning streak was snapped. The Ravens entered the game having won 15-consecutive games at M&T Bank Stadium (16 including playoffs), the NFL's longest active home streak at the time.

- The defeat marked the Ravens' first loss at home since 12/5/10, which also came against the Steelers (13-10).

- Pittsburgh's win in Week 13 snapped another streak: The Ravens had won 12-straight AFC North games, tying Indianapolis for the longest division winning streak since the NFL's 2002 division realignment.

- With Week 15's loss to Denver, the Ravens dropped back-to-back home games for the first time under **John Harbaugh**. The last time Baltimore lost consecutive home games was in 2007 (12/3 and 12/9), a stretch that spanned 39 home games leading into Week 15's defeat.

RAVENS TEAM NOTES / COACHES

CONFERENCE STANDOUTS

The Ravens have won 10 of their last 14 games against AFC foes (and 14 of their last 19). Under head coach **John Harbaugh**, Baltimore is 41-19 in conference play, ranking as the third-best such mark since the 2008 campaign.

BEST RECORDS IN CONFERENCE PLAY (Since 2008)

Rk.	Team	Record	Pct.
1.	New England Patriots (AFC)	45-15	.750
2.	Green Bay Packers (NFC)	42-18	.700
3.	Baltimore Ravens (AFC)	41-19	.683

AFC NORTH CROWNS

The Ravens have produced four AFC North titles since 2002 division realignment, including back-to-back division crowns (2011-12)

MOST AFC NORTH TITLES (Since 2002 Division Realignment)

Rk.	Team	AFC North Titles
1.	Pittsburgh Steelers	5
2.	Baltimore Ravens	4
3.	Cincinnati Bengals	2
4.	Cleveland Browns	0

RAVENS AFC NORTH TITLE SEASONS (Franchise History)

Season	Coach	Final Record	Postseason (Rec.)
2012	John Harbaugh	10-6	n/a
2011	John Harbaugh	12-4	AFC Champ. (1-1)
2006	Brian Billick	13-2	Div. Game (0-1)
2003	Brian Billick	10-6	WC Game (0-1)

DOMINANT VS. THE DIVISION

Since **John Harbaugh's** Baltimore arrival in 2008, Baltimore has produced a 21-9 record in AFC North play. Impressively, from 2010-12 (a streak that ended vs. Pittsburgh in Week 13 on Dec. 2), the Ravens won 12-straight division games, which ties (Indy and GB) for the NFL's longest such run since 2002 divisional realignment.

NFL'S BEST RECORDS VS. OWN DIVISION (Since 2008)

Rk.	Team	Record	Pct.
1.	New England Patriots	24-6	.800
2.	Green Bay Packers	23-7	.767
3.	Baltimore Ravens	21-9	.700

LONGEST DIVISIONAL WIN STREAKS SINCE DIVISION REALIGNMENT IN 2002

Team	Division Win Streak	Years
Baltimore Ravens	12	2010-12
Green Bay Packers	12	2010-12
Indianapolis Colts	12	2004-06
Seattle Seahawks	10	2004-06
Philadelphia Eagles	10	2003-04

RAVENS GET HOT ON COLD GROUND

During the **John Harbaugh** Era (since 2008), Baltimore has rushed for a strong 159.5 yards per game in December/January and has allowed a stout 91.4 rushing yards per game in those months.

RUSHING YARDS PER GAME: DECEMBER/JANUARY (Since 2008)

Rk.	Team	Att.	Yds.	TD	YPG
1.	Carolina Panthers	779	4,221	39	175.9
2.	Baltimore Ravens	794	3,828	28	159.5
3.	Minnesota Vikings	737	3,598	25	149.9

RUSHING YARDS ALLOWED PER GAME: DECEMBER/JANUARY (Since 2008)

Rk.	Team	Att.	Yds.	TD	YPG
1.	Baltimore Ravens	605	2,193	11	91.4
2.	San Francisco 49ers	636	2,296	17	95.7
3.	Pittsburgh Steelers	610	2,326	10	96.9

2012 COACHING STAFF

Coach	Position	NFL Exp.	Ravens Exp.
John Harbaugh	Head Coach	15	5
Jerry Rosburg	Asst. Head Coach/Special Teams Coord.	12	5
Jim Caldwell	Offensive Coordinator	12	1
Dean Pees	Defensive Coordinator	9	3
Teryl Austin	Secondary	9	2
Juney Barnett	Asst. Strength and Conditioning	10	1
Clarence Brooks	Defensive Line	20	8
Jason Brooks	Offensive Quality Control	5	4
Randy Brown	Kicking Consultant	9	5
Wade Harman	Tight Ends	16	14
Chris Hewitt	Assistant Special Teams	1	1
Jim Hostler	Wide Receivers	13	5
Don Martindale	Inside Linebackers	8	1
Andy Moeller	Offensive Line	5	5
Ted Monachino	Linebackers	7	3
Wilbert Montgomery	Running Backs	16	5
Bob Rogucki	Strength and Conditioning	22	5
Craig Ver Steeg	Senior Offensive Assistant	7	5
Todd Washington	Assistant Offensive Line	2	2
Matt Weiss	Defensive Quality Control	4	4

COACH LOCATIONS

SIDELINE

John Harbaugh - HC
 Jerry Rosburg - ST
 Juney Barnett - ASC
 Clarence Brooks - DL
 Randy Brown - K
 Wade Harman - TEs
 Chris Hewitt - AST
 Jim Hostler - WRs
 Don Martindale - ILBs
 Andy Moeller - OL
 Wilbert Montgomery - RBs
 Bob Rogucki - SC

COACHES BOOTH

Jim Caldwell - OC
 Dean Pees - DC
 Teryl Austin - DBs
 Jason Brooks - OQC
 Ted Monachino - LBs
 Craig Ver Steeg - Sr. OA
 Todd Washington - AOL
 Matt Weiss - DQC



RAVENS TEAM / PLAYER NOTES

LITTLE GIVE, PLENTY TAKE

Since head coach **John Harbaugh** took over the Ravens in 2008, Baltimore has compiled a +41 turnover margin, ranking as the NFL's third-best mark. (The Ravens were +9 in 2012.)

NFL'S TOP TURNOVER MARGIN (Since 2008)

Rk.	Team	Turnover Diff.	Take-Aways	Give-Aways
1.	New England	+77	163	86
2.	Green Bay	+72	161	89
3.	Baltimore	+41	144	103

MOST TAKE-AWAYS (Since 2008)

1.	Chicago	170
2.	New England	163
3.	Green Bay	161
4.	NY Giants	151
5.	NY Jets	145

FEWEST GIVE-AWAYS (Since 2008)

1.	New England	86
2.	Green Bay	89
3.	Atlanta	102
4.	Baltimore	103
5.	San Francisco	108

TURNOVER TABLE SINCE 2000

Year	TA/TO	Plus/Minus	Record
2012	25/16	+9	10-6
2011	25/23	+2	12-4
2010	27/20	+7	12-4
2009	32/22	+10	9-7
2008	34/21	+13	11-5
2007	23/40	-17	5-11
2006	40/23	+17	13-3
2005	26/36	-10	6-10
2004	34/23	+11	9-7
2003	41/38	+3	10-6
2002	31/32	-1	7-9
2001	28/36	-8	10-6
2000	49/26	+23	12-4
Total	415/352	+63	126-82

Since 2000, here are the Ravens' records in a game:

When turnover ratio is +2 or better	.62-2
When turnover ratio is +1 or better	.88-6
When turnover ratio is even	.20-16
When turnover ratio is negative	.17-60

62-2

Since 2000, the Ravens own a 62-2 record when posting at least a +2 turnover margin in a game, with the only losses coming in 2010 in a 23-20 OT thriller at New England (10/17) and in Week 2 this season in a 24-23 dramatic game at Philadelphia (9/16).

2012 TURNOVER DIFFERENTIAL

TURNOVER DIFFERENTIAL / 2012 SEASON

Rk.	Team	Take-Aways	Give-Aways	Turnover Diff.
1.	New England	41	16	+25
2.	Chicago	44	24	+20
3.	Washington	31	14	+17
4.	NY Giants	35	21	+14
5.	Atlanta	31	18	+13
	Seattle	31	18	+13
7.	Houston	29	17	+12
8.	Baltimore	25	16	+9
	San Francisco	25	16	+9

HEATING UP IN THE COLD

Since the **John Harbaugh** Era began in 2008, Baltimore has compiled a stout record in the combined months of November, December and January, going 32-14 overall (.696).

BEST RECORDS IN NOVEMBER/DECEMBER/JANUARY (Since 2008)

Rk.	Team	Nov.	Dec./Jan	Overall	Pct.
1.	New England	13-7	21-3	34-10	.773
2.	New Orleans	16-4	14-9	30-13	.698
3.	Baltimore	17-5	15-9	32-14	.696
	Atlanta	17-6	15-8	32-14	.696
	Indianapolis	17-7	15-7	32-14	.696

CONSISTENT WINNERS

75

Consecutive games played by the Ravens without having a losing record, the NFL's longest such active streak. Baltimore has not been below .500 since starting 2-3 in 2008. Houston & San Francisco own the next best active streak at 32 games of being at .500 or above.

KRUGER A SCARY FORCE

OLB Paul Kruger, a second-round draft pick in 2009, led the Ravens with 9 sacks this season. From games 9-13, he recorded a sack in five-straight contests (totaling 6.5 sacks) to tie a Ravens' franchise record for most consecutive games with a sack. (Former OLB Adalius Thomas twice had five-game streaks with at least 1 sack in each outing.) Here's how each streak stacks up:

CONSECUTIVE GAMES WITH A SACK (Ravens Franchise History)

Player	Games	Sacks	Yards	Year (Games)
Paul Kruger	5	6.5	-38.5	2012 (9-13)
Adalius Thomas	5	5	-53	2005 (12-16)
Adalius Thomas	5	5	-21	2006 (5-9)

Kruger Quick Hit:

• Dating back to 11/11 (the season's final eight weeks), Kruger's 7.5 sacks tie (Chris Long) for fifth in the NFL.

PITTA A PRIME TE TARGET

In Week 15 vs. Denver, **TE Dennis Pitta** set career highs in receiving yards (125) and TD catches (2), pulling in 7 receptions. Pitta scored his second TD of the game on a 61-yard catch and run – breaking three tackles along the way – a play that stands as the Ravens' second-longest from scrimmage this season. Pitta had 7 receiving TDs in 16 games, a mark that ties Todd Heap for the most scores by a TE in Ravens single-season history. Pitta's 61 catches on the season tie (**RB Ray Rice**) for second on the team, while his 7 receiving scores are also second (**WR Torrey Smith** had 8).

TD CATCHES BY A TIGHT END (Ravens Single Season)

1. Dennis Pitta	7 (2012)
Todd Heap	7 (2005)
3. Todd Heap	6 (2009)
Todd Heap	6 (2006)
Todd Heap	6 (2002)

TD CATCHES BY A TIGHT END (2012 Season)

1. Rob Gronkowski (NE)	11
2. Jimmy Graham (NO)	9
Kyle Rudolph (Min.)	9
4. Tony Gonzalez (Atl.)	8
Heath Miller (Pit.)	8
6. Dennis Pitta (Bal.)	7
Antonio Gates (SD)	7

RAVENS DEFENSIVE NOTES

OVER A DECADE OF DOMINANCE

Dating back to their 2000 Super Bowl-winning season, the Ravens' stout "D" ranks in the Top 3 in most significant categories.

TOTAL DEFENSE (Yards Allowed Since 2000)

1. Pittsburgh 279.2
2. **Baltimore** **292.5**
3. Tampa Bay 313.2

TAKE-AWAYS (Most Since 2000)

1. **Baltimore** **416**
2. Chicago 415
3. New England 411

3RD-DOWN CONV. PCT. (Pct. Since 2000)

1. **Baltimore** **34.4**
2. Philadelphia 34.9
3. Chicago 35.1

INTERCEPTIONS (Most Since 2000)

1. Green Bay 271
2. **Baltimore** **260**
3. Tampa Bay 256

POINTS PER GAME (Fewest Allowed Since 2000)

1. Pittsburgh 17.1
2. **Baltimore** **17.3**
3. New England 18.7

RUSHING YARDS/GAME (Fewest Allowed Since 2000)

1. Pittsburgh 88.0
2. **Baltimore** **92.2**
3. Minnesota 102.5

OPPONENT QB RATING (Lowest Since 2000)

1. **Baltimore** **71.6**
2. Pittsburgh 74.4
3. Green Bay 75.6

INTERCEPTION TDs (Most Since 2000)

1. Green Bay 35
2. Chicago 34
3. **Baltimore** **33**

NFL-RECORD RUN "D"

From 1996-2011, the Ravens held opponents to under 4.0 yards per rush (an amazing 16-straight seasons), ranking as the longest streak in NFL history. This season, Baltimore's impressive streak was snapped, as the Ravens allowed 4.0 yards per carry.

MOST CONSECUTIVE SEASONS ALLOWING LESS THAN 4 YARDS PER RUSH

Team	Seasons	Years
Baltimore Ravens	16	1996-2011
Buffalo Bills	15	1986-2000
Dallas Cowboys	15	1964-78

Six of Seven in the Top 5:

• The Ravens have finished in the Top 5 in run defense (yards allowed per game) in six of the past seven seasons. Baltimore ranked 20th in 2012.

LIMITING THE 100s

Dating back to the 1999 season, the Ravens have allowed the second-fewest 100-yard rushers (31) in the NFL. (Pittsburgh ranks first with 26.) The top teams stack up as follows:

100-YARD RUSHERS ALLOWED (Since 1999)

Rk.	Team	100-Yard Rushers
1.	Pittsburgh Steelers	26
2.	Baltimore Ravens	31
3.	San Diego Chargers	40

Rush "D" Quick Hits:

- Baltimore has allowed only 13 100-yard RBs in its last 99 games & 15 in the past 116 games (last was Denver's Knowshon Moreno, 118, on 12/16/12).
- From 12/17/06 to 10/4/09, the Ravens produced a 39-game streak without permitting a 100-yard rusher.

RECORD OF TOP THREE "3s"

From 2008-11, the Ravens' defense allowed the third-fewest points in the NFL *each* season – the best stretch in team history and also tying an NFL record. Since the 1970 merger, only five teams have achieved an impressive streak such as this. During the 2012 campaign, Baltimore permitted 21.5 points per game, tying (NYG) for 12th in the NFL. It marked the Ravens' lowest standing since 2007.

CONSECUTIVE SEASONS W/ TOP THREE SCORING DEFENSE (Since 1970 Merger)

Team	Consec. Seasons	Years
Baltimore Ravens	4	2008-11
Dallas Cowboys	4	1993-96
Los Angeles Rams	4	1974-77
Minnesota Vikings	4	1973-76
San Francisco 49ers	4	1984-87

TOP 10 STREAK SNAPPED

The 2012 campaign marked the first season since 2002 that the Ravens did not finish in the Top 10 in total defense (yards allowed). (Baltimore's unit ranked in the Top 10 for nine-straight seasons from 2003-11.) Since the 1970 merger, only six teams have produced at least eight-consecutive seasons with a Top 10 defense, with Pittsburgh (13) boasting the longest such active streak.

CONSECUTIVE SEASONS W/ A TOP 10 DEFENSE (Since 1970 Merger)

Team	Consec. Seasons	Years
Pittsburgh Steelers	13	2000-12
Dallas Cowboys	10	1970-79
Baltimore Ravens	9	2003-11
Los Angeles Rams	9	1973-81
Tampa Bay Buccaneers	9	1997-2005
Pittsburgh Steelers	8	1972-79

AN OFFENSIVE DEFENSE

Since 1996, the Ravens have posted 52 defensive TDs, scoring at least one in each year of their existence (including 2 pick-6's this season). Baltimore is 41-7 all time when tallying a D-TD. Since 2003, the Ravens own the NFL's second-most D-TDs, earning a 30-5 mark.

NFL DEFENSIVE TOUCHDOWNS (Since 2003)

Rk.	Team	D-TDs
1.	Green Bay Packers	40
2.	Baltimore Ravens	39
3.	Chicago Bears	35

INTERCEPTION TDs (Since 2003)

1.	Baltimore	29
2.	Green Bay	28
3.	Chicago	27

SHUTOUT CITY

Since 2000, Baltimore's "D" has registered the NFL's most shutouts, blanking opponents nine times. The Ravens' last shutout came on Nov. 16, 2009 in a 16-0 win at Cleveland on Monday Night Football.

NFL SHUTOUT LEADERS (Since 2000)

Rk.	Team	Shutouts
1.	Baltimore Ravens	9
2.	New England Patriots	8
	Pittsburgh Steelers	8
	Seattle Seahawks	8

RAVENS OFFENSIVE NOTES

BIG-PLAY "O"

The Ravens produced 72 plays of 20-or-more yards this season, ranking as the NFL's third most. Baltimore also had 62 passing plays of at least 20 yards, ranking fifth in the league.

BIG-PLAY PRODUCTION: PLAYS OF 20+ YARDS (2012 Season)

Rk. Team	20+ Plays	20+ TDs	20+ Passes	20+ Pass TDs	20+ Run TDs	20+ Run TDs
1. New Orleans	77	15	66	12	11	3
2. Carolina	75	14	58	11	17	3
3. Baltimore	72	12	62	11	10	1
4. Denver	71	10	64	10	7	0
Detroit	71	7	67	6	4	1
San Francisco	71	13	54	10	17	3

AIRBORNE ASSAULT

The Ravens racked up 62 plays of 20-or-more yards through the air this season. Here is the breakdown of those bombs, which were distributed to nine different Ravens players:

RAVENS WITH CATCHES OF 20+ YARDS (2012 Season)

Player	Pos.	20+ Catches	20+ TDs	YPC Avg.
Anquan Boldin	WR	17	3	14.2
Torrey Smith	WR	16	3	17.4
Jacoby Jones	WR	9	1	13.5
Dennis Pitta	TE	8	3	11.0
Ray Rice	RB	6	1	7.8
Ed Dickson	TE	2	0	10.7
Tandon Doss	WR	2	0	17.6
David Reed	WR	1	0	13.2
Deonte Thompson	WR	1	0	10.2

RAVENS "O" FINISHES

10

Touchdowns the Ravens scored on 53 drives that began inside their own 20-yard line, tying (Was.) for the NFL's fourth-most TDs. (NE was first with 18, NO second with 13 and Sea. third with 12.)

16

Give-aways surrendered by the Ravens this season, tying (GB, NE & SF) for the NFL's second fewest. Only Washington (14) posted fewer turnovers during the 2012 campaign.

32

Touchdown drives of 60-or-more yards by the Ravens this season, tying several teams for the NFL's fifth most.

GROUND IT OUT

Baltimore has rushed for the NFL's fifth-most yards per game (128.8) since 2008, adding the fourth-most rush TDs (85, tied with NYG).

NFL RUSHING BREAKDOWN (Since 2008 / John Harbaugh Era)

RUSHING YARDS PER GAME		MOST RUSHING TDs	
Rk. Team	YPG	Rk. Team	TDs
1. Carolina Panthers . . .	141.0	1. Carolina Panthers . . .	102
2. Minnesota Vikings . . .	139.4	New England Patriots . . .	102
3. New York Jets	134.0	3. Houston Texans	86
4. Kansas City Chiefs . . .	133.2	4. Baltimore	85
5. Baltimore Ravens . . .	128.8	NY Giants	85

A FRANCHISE RECORD

In Week 10's win vs. Oak., Baltimore's 55 points set a single-game franchise record and also rank as the third most by a team in the NFL this season. The Ravens' previous scoring record was 48 points, accomplished twice before: 12/13/09 vs. Det. and 12/19/05 vs. GB.

RAVENS SINGLE-GAME POINTS (Franchise History)

Pts.	Game	Result
55	11/11/12 vs. Oak.	W, 55-20
48	12/13/09 vs. Det.	W, 48-3
48	12/19/05 vs. GB	W, 48-3
44	Four times (all wins)	

MOST SINGLE-GAME POINTS (2012 Season)

Rk. Team	Pts.	Game
1. New England	59	11/18 vs. Ind.
2. Seattle	58	12/9 vs. Ari.
3. Baltimore	55	11/11 vs. Oak.
Green Bay	55	12/23 vs. Ten.

TOP 5 "O" OUTPUTS

In Week 16 vs. NYG, Baltimore's offense registered 533 yards of offense (224 rushing and 309 passing), marking the third-highest output in team history. The Ravens' Top 5 all-time single-game marks have all come during the **John Harbaugh** Era (since 2008).

RAVENS TOP TOTAL NET YARDS (Single-Game History)

Yards	Game/Date	Results
533	9/25/11 at STL	W, 37-7
548	12/13/09 vs. Det.	W, 48-3
533	12/23/12 vs. NYG	W, 33-14
503	9/23/12 vs. NE	W, 31-30
501	9/13/09 vs. KC	W, 38-24

OFFENSE EXPLODES IN 2012

Baltimore produced 72 offensive plays of 20-or-more yards this season, setting a franchise record. Additionally, the Ravens threw 41 passes gaining at least 25 yards, a figure that ranks as the most in Ravens single-season history and second in the NFL in 2012.

"BIG PLAY" BREAKDOWN / SEASON HIGHS (Ravens Franchise History)

TOTAL PLAYS GAINING 20+ YARDS		COMPLETIONS OF 25+ YARDS	
Rk. Year	Plays	Rk. Year	Comp.
1. 2012	72	1. 2012	41
2. 1996	62	2. 1996	36
3. 2009	60	3. 1999	31
4. 2011	57	4. 2011	29

DUAL 100s FOR RAVENS RBs

In Week 16 vs. NYG, the Ravens rushed for a season-high 224 yards, besting the 186 they posted at Washington on 12/9. **RB Ray Rice** (107) and **RB Bernard Pierce** (123) each broke the 100-yard rushing barrier, marking the second time in Ravens history that dual backs posted 100 rushing yards in a game. The last time two Baltimore RBs each registered 100 yards rushing was with Le'Ron McClain (139) and Willis McGahee (108) on 12/20/08 at Dallas.

300, 100 & 100

In Week 3's 31-30 victory vs. New England, the Ravens' offense produced a 300-yard passer (**Joe Flacco** - 382), a 100-yard rusher (**Ray Rice** - 101) and a 100-yard receiver (**Torrey Smith** - 127) for just the fifth time in franchise history.

ALL-TIME WIN/LOSS

REGULAR SEASON RECORDS

	<u>Overall Record</u>	<u>Home</u>	<u>Away</u>
Overall	150-121-1	94-41-1	56-80
In M&T Bank Stadium (since 1998)	87-33	87-33	n/a
Coached by Ted Marchibroda	16-31-1	11-12-1	5-19
Coached by Brian Billick	80-64	50-22	30-42
Coached by John Harbaugh	54-26	33-7	21-19
vs. AFC Teams	117-95	73-39	44-56
vs. AFC North (AFC Central)	39-27 (26-28)	23-10 (13-14)	16-17 (13-14)
vs. AFC East	16-16	12-4	4-12
vs. AFC South	11-12	7-4	4-8
vs. AFC West	21-12	14-4	7-8
vs. NFC Teams	38-27-1	26-5-1	12-22
vs. NFC North (NFC Central)	4-4 (3-5)	4-0 (3-1)	0-4 (0-4)
vs. NFC East	12-6-1	7-1-1	5-5
vs. NFC South	6-6	3-3	3-3
vs. NFC West	13-6	9-0	4-6
On Monday Night Football - ABC/ESPN	8-9	4-2	4-7
On NBC/ESPN - Sunday Night	13-12	9-5	4-7
On NFL Network	3-2	2-0	1-2
In Overtime	10-8-1	6-2-1	4-6
Ravens Shutout Wins	10	5	5
In Season Openers	9-8	6-3	3-5
Indoors	4-11	n/a	4-11
Note: Baltimore has played in Houston's Reliant Stadium three times (2-1), Indy's Lucas Oil Stadium once (0-1) and Dallas' Texas Stadium once (1-0). Two of those games at Reliant Stadium (12/13/10 and 10/21/12) came when the roof was closed, meaning those games were "indoors," while the other games are considered "outdoors" due to open roofs.			
In August	0-1	0-1	0-0
In September	35-22	23-5	12-17
In October	29-35	17-13	12-22
In November	42-31-1	23-10-1	19-21
In December	39-30	28-11	11-19
In January	5-2	3-0	2-2

RAVENS TRENDS

<u>Team</u>	<u>Since 2000</u>	<u>Since 2008</u>	<u>2012</u>
Record	126-82	54-26	10-6
vs. AFC North (since 2002)	39-27	21-9	4-2
vs. AFC	95-62	41-19	8-4
vs. NFC	31-20	13-7	2-2
Home	79-25	33-7	6-2
Away	47-57	21-19	4-4
On grass	54-45	16-9	4-3
Artificial turf	72-37	38-17	6-3
Outdoors	123-74	50-22	10-5
Indoors	3-8	4-4	0-1
September	27-15	12-4	3-1
October	26-24	10-8	2-1
November	37-19	17-5	4-0
December	31-23	12-9	1-4
January	5-1	3-0	0-0
Leading at halftime	101-14	46-8	7-3
Trailing at halftime	18-57	5-15	2-2
Tied at halftime	7-11	3-3	1-1
Tied after 3 quarters	3-6	1-2	0-1
Leading After 3 quarters	107-11	49-9	8-2
Trailing after 3 quarters	17-64	4-18	2-3
Decided by 7 points or less	50-42	19-18	6-4
Decided by 3 points or less	27-25	11-11	5-3
When scoring first	85-22	40-7	7-2
When not scoring first	41-60	14-19	3-4
Positive or even turnover ratio	109-23	45-10	9-2
Negative turnover ratio	17-60	9-16	1-4
Winning penalty ratio	56-33	25-7	4-2
Losing penalty ratio	60-42	23-14	6-2
Overtime	7-6	4-3	1-1
When returning a KOR for a TD	4-1	4-0	2-0
When returning a PR for a TD	6-2	2-0	1-0

<u>Offense</u>	<u>Since 2000</u>	<u>Since 2008</u>	<u>2012</u>
Scoring 20 or more points	95-24	44-9	7-3
Scoring 30 or more points	46-3	26-1	5-0
Having 20 or more first downs	53-28	31-9	6-1
Totaling 350 or more net yards	56-21	31-6	6-2
At least 35 minutes time of poss.	34-4	14-2	2-1
Rushing for 150 or more yards	43-11	18-3	1-2
When not throwing an INT	72-11	34-4	6-0
With a 100-yard rusher	46-16	18-3	3-1
Without a 100-yard rusher	80-66	36-23	7-5
With a 100-yard receiver	27-13	14-6	3-1
Without a 100-yard receiver	99-69	40-20	7-5
With a 300-yard passer	15-6	12-1	5-0
Without a 300-yard passer	111-76	42-25	5-6
<u>Defense</u>	<u>Since 2000</u>	<u>Since 2008</u>	<u>2012</u>
When scoring a defensive TD	35-5	12-2	2-0
When returning an INT for a TD	29-2	11-1	2-0
When returning a fumble for a TD	7-3	2-1	0-0
Recording 3 or more sacks	66-23	20-9	5-1
Holding opp. under 250 net yards	37-4	21-4	1-1
Holding opp. under 21 points	100-29	43-8	8-0
Holding opp. under 15 points	82-14	34-4	5-0
Allowing a 100-yard rusher	13-18	6-7	2-2
Not allowing a 100-yard rusher	112-65	48-19	8-4
Allowing a 100-yard receiver	26-24	9-8	1-2
Not allowing a 100-yard receiver	101-57	45-18	9-4
Allowing a 300-yard passer	18-11	10-3	3-1
Not allowing a 300-yard passer	107-71	44-23	7-5

DEFENSIVE PLAYER NOTES

THE ULTIMATE LB



Thirteen-time Pro Bowl LB Ray Lewis sustained a triceps injury in Week 6 vs. Dallas and was placed on IR-Designated for Return. With 13 tackles and 1 PD in the Wild Card win over Indy and then a game-high 17 tackles in the Divisional win at Denver, he played in his first games since Oct. 14. In six regular season contests, Lewis had 57 tackles, 1 sack, 1 PD, 1 FR and 1 FF. Lewis is Baltimore's all-time tackle king (2,643 stops) and also has the most FRs (20), second-most INTs (31) and second-most FFs (20).

RAVENS CAREER DEFENSIVE RECORDS (All-Time History)

TACKLES

1. Ray Lewis (1996-present) 2,643
2. Kelly Gregg (2001-2010)..... 721
3. Terrell Suggs (2003-present) 682
4. Ed Reed (2002-present) 661
5. Jamie Sharper (1997-2001) 522

INTERCEPTIONS

1. Ed Reed (2002-present) 61
2. Ray Lewis (1996-present) 31
3. Chris McAlister (1999-2008)..... 26
4. Duane Starks (1998-2001) 20
Rod Woodson (1998-2001)..... 20

FUMBLES RECOVERED

1. Ray Lewis (1996-present) 20
2. Terrell Suggs (2003-present) 11
3. Ed Reed (2002-present) 10

TACKLE MACHINE

LB Ray Lewis (17th NFL season) is the league's active career tackles leader. Lewis, who has played in 228 games, is one of only two active players to hit the 2,000-tackle milestone. In 2011, Lewis led the Ravens in tackles (95) for the 14th time in his career. He has tallied at least 130 stops 13 times.

NFL CAREER TACKLE LEADERS (Active Players)

Rk.	Player (Year Entered NFL)	Tackles	Games
1.	Ray Lewis (1996)	2,643	228
2.	London Fletcher (1998)	2,361	240
3.	Keith Brooking (1998)	1,880	225
4.	Brian Urlacher (2000)	1,726	182
5.	Mike Peterson (1999)	1,611	198

AN ELITE NFL CLUB

In 2011's Week 6 win over Houston, LB Ray Lewis became the only player in NFL history to record 40 sacks and 30 INTs in a career.

NFL PLAYERS W/ 30+ SACKS & 25+ INTs (NFL History)

Player	Games	Sacks	INTs
Ray Lewis (1996-present)	228	41.5	31
Rodney Harrison (1994-2008)	186	30.5	34
William Thomas (1991-2001)	172	37.0	27

'BACKER THEFTS

LB Ray Lewis is the NFL's active INT leader among linebackers, posting 31 picks during his career. Lewis ranks sixth all time in INTs by a linebacker, passing Sam Huff (30) in Week 1 of the 2011 season. He is 1 INT shy of tying Nick Buoniconti, Jack Ham and Lee Roy Jordan for third all time by a linebacker.

LINEBACKER INTERCEPTION LEADERS (Active Players)

Rk.	Player (Team)	INTs	Yards	TDs
1.	Ray Lewis (Bal.)	31	503	3
2.	London Fletcher (Was.)	23	168	2
3.	Brian Urlacher (Chi.)	22	324	2
4.	Mike Peterson (Atl.)	19	272	1
	Takeo Spikes (SD)	19	276	3

TAKE IT AWAY

LB Ray Lewis (17 NFL seasons) currently stands as the NFL's longest-tenured defensive player still playing with his original team. Additionally, Lewis' 50 career take-aways rank second all time among linebackers, with only Hall of Famer Jack Ham (53: 32 INTs and 21 FRs) producing more.

MOST CAREER TAKE-AWAYS BY A LINEBACKER (Since 1970 Merger)

Rk.	Player	Take-Aways	INTs	FRs
1.	Jack Ham	53	32	21
2.	Ray Lewis	50	31	19*
3.	Stan White	48	34	14

*Has 20 career overall FRs, but 1 came after teammate Jamie Sharper fumbled an INT that Lewis would then recover; thus, Lewis has 19 FR take-aways.

TANGLED IN THE WEBB



Ravens CB/RS Lardarius Webb, currently on IR, missed the season's final 10 games after tearing his ACL on 10/14 vs. Dallas. Webb produced a career year in 2011, becoming the NFL's only player last season to have an INT-TD & a PR-TD. Webb also tied to post the NFL's fourth-most pass breakups (20), finishing with a career-best 68 tackles and a team-high 5 INTs.

NFL'S MOST PASSES DEFENSED / 2011 SEASON

Rk.	Player (Team)	PD	INTs
1.	Brandon Browner (Sea.)	23	6
2.	Tramon Williams (GB)	22	4
3.	Darrelle Revis (NYJ)	21	4
4.	Lardarius Webb (Bal.)	20	5
	Brandon Flowers (KC)	20	4

4 FOR REED & WILLIAMS



In 2012, CB Cary Williams tied for third in the AFC (along with S Ed Reed and eight other players) with 4 INTs. The fifth-year NFL vet, who became a starter in 2011, helps lead a defense that permitted the NFL's second-fewest passing TDs (15, tied w/ Sea.) in 2012.

AFC INTERCEPTIONS (2012 Season)

1. Jarius Byrd (Buf.)	5
Devin McCourty (NE)	5
3. Ed Reed (Bal.)	4
Cary Williams (Bal.)	4
Eight other players	4

DEFENSIVE PLAYER NOTES

A DANGEROUS REED



Eight-time Pro Bowl **S Ed Reed** has tallied 61 INTs during his career – the most in Ravens history and the NFL since he entered the league in 2002. Among active players, Reed's career INTs also rank first, while his 1,541 return yards are an NFL record, which he set in Week 1's win over Cincy.

NFL CAREER INTERCEPTION LEADERS (Active Players)

Rk.	Player (Team)	G	INT	Yards	Avg.	Lg	TD
1.	Ed Reed (Bal.)	160	61	1,541	25.3	107t	7
2.	Charles Woodson (GB)	206	55	896	16.3	62t	11
3.	Champ Bailey (Den.)	210	52	464	8.9	70t	4

Reed Quick Hits: Of his 61 career INTs...

- 38 have come in the second half (most in the NFL since '02) and 24 in the fourth quarter (most in the NFL since '02).
- When Reed records an INT, the Ravens own a 37-12 record. When he makes 2 INTs in a game, Baltimore is 12-0 (13-0 including playoffs).
- 25 have come on third down, the NFL's most among active players on that particular down.
- Reed's 8 career playoff INTs rank as the most among active players. He had 1 theft in the 2011 Divisional win over Houston (1/15/12).

NFL RECORD-HOLDER

In Week 1 vs. Cincinnati, **S Ed Reed** became the NFL's all-time leader in INT return yards, passing Hall of Famer Rod Woodson for the most ever. Reed returned the 58th pick of his career for 34 yards, upping his all-time total to 1,497 yards. Reed had 4 thefts this season, equalling 78 return yards, which increased his career total to 61 INTs for 1,541 return yards.

CAREER INTERCEPTION YARDS LEADERS (NFL History)

Rk.	Player	G	INT	Yards	Avg.	Lg	TD
1.	Ed Reed	160	61	1,541	25.3	107t	7
2.	Rod Woodson	238	71	1,483	20.9	98t	12
3.	Darren Sharper	205	63	1,412	22.4	99t	11
4.	Deion Sanders	188	53	1,331	25.1	93t	9
5.	Emlen Tunnell	167	79	1,282	16.2	55t	4

PREMIER PLAYMAKER

S Ed Reed's 61 career INTs rank first among active players since he entered the NFL in 2002. Additionally, his 1,541 return yards stand first in NFL history, while he also owns the best return average ever.

NFL INTERCEPTIONS (Since 2002)

Rk.	Name	INT	Yards
1.	Ed Reed	61	1,541
2.	Asante Samuel	50	727
3.	Charles Woodson	44	663

INT RETURN AVERAGE (NFL History/Min. 30 INT)

Rk.	Name	Avg.	INT	Yards
1.	Ed Reed	25.3	61	1,541
2.	Deion Sanders	25.1	53	1,331
3.	Glen Edwards	24.6	39	961

GOING THE DISTANCE

LONGEST INTERCEPTION RETURNS / NFL HISTORY

Rk.	Player	Yards	Date/Game
1.	Ed Reed	107t	11/23/08 vs. Phi.
2.	Ed Reed	106t	11/7/04 vs. Cle.
3.	Vencie Glenn	103t	11/29/87 vs. Den.
	Louis Oliver	103t	10/4/92 at Buf.

REED'S TDs

S Ed Reed has scored 14 TDs in his career (including playoffs). Amazingly, Reed is the only player in NFL history to score return TDs off a punt return, blocked punt, INT and fumble recovery.

ED REED'S CAREER TOUCHDOWNS

Date/Game	Result	Touchdown
09/10/12 vs. Cin.	W	34-yard INT return
10/11/09 vs. Cin.	L	52-yard INT return
1/4/09 at Mia. (WC)	W	64-yard INT return
12/7/08 vs. Was.	W	22-yard FR return
11/23/08 vs. Phi.	W	107-yard INT return*
9/21/08 vs. Cle.	W	32-yard INT return
9/10/07 at Cin.	L	63-yard punt return
11/5/06 vs. Cin.	W	25-yard INT return
11/7/04 vs. Cle.	W	106-yard INT return
10/10/04 at Was.	W	22-yard FR return
11/23/03 vs. Sea.	W	16-yard punt block return
10/12/03 at Ari.	W	22-yard punt block return
9/14/03 vs. Cle.	W	54-yard INT return
11/24/02 vs. Ten.	W	11-yard punt block return

* NFL Record *Italics indicates postseason*

SCORING THEFTS

S Ed Reed has posted 9 regular season defensive touchdowns during his career. Reed's 9 "D-TDs" are the most in Ravens franchise history, while his 7 INT-TDs also rank first.

REGULAR SEASON DEFENSIVE TOUCHDOWNS (Ravens Career Leaders)

Rk.	Player	INT	FRs	Total
1.	Ed Reed	7	2	9
2.	Chris McAlister	5	1	6
3.	Rod Woodson	5	0	5
	Adalius Thomas	2	3	5


DUAL-INT GAMES

S Ed Reed registered the 12th dual-INT game (13th including playoffs) of his career in 2011's Week 1 win vs. Pittsburgh. Reed owns the most such games among players who began their careers in the Super Bowl Era (since 1966).

MOST GAMES WITH 2+ INTERCEPTIONS (Players Who Began Career in Super Bowl Era)

Player	2+ INT Games
Ed Reed	12
Ronnie Lott	11
Lem Barney	9
Dave Brown	9
Everson Walls	9

ALL-TIME NFL INTs



Rk.	Player	Games	INT	Yards
1.	Paul Krause	226	81	1,185
2.	Emlen Tunnell	167	79	1,282
3.	Rod Woodson	238	71	1,483
4.	Night Train Lane	157	68	1,207
5.	Ken Riley	207	65	596
6.	Ronnie Lott	192	63	730
	Darren Sharper	205	63	1,412
8.	Dave Brown	216	62	698
	Dick LeBeau	185	62	762
10.	Ed Reed	160	61	1,541

DEFENSIVE PLAYER NOTES

DEFENSIVE PLAYER OF THE YEAR



OLB Terrell Suggs, the 2011 AP Defensive Player of the Year, returned for his first game of the season in Week 7 vs. Houston after tearing his Achilles this past April. He posted 4 tackles, 1 sack and 1 PD in his season debut, after finishing with a career-high 14 sacks in 2011. Suggs, who also forced an NFL-high 7 fumbles last year – setting a career high and a Ravens' single-season record – ranks third in Ravens single-season sacks history. His 14 sacks in 2011 also ranked first in the AFC and tied San Francisco's Aldon Smith for fifth in the NFL.

RAVENS ALL-TIME SACKS (Career Leaders)

Rk.	Player (Years)	Sacks
1.	Terrell Suggs (2003-present)	84.5
2.	Peter Boulware (1997-2005)	70.0
3.	Michael McCrary (1997-2002)	51.0
4.	Ray Lewis (1996-present)	41.5
5.	Adalius Thomas (2000-06)	38.5

AFC SACKS LEADERS (2011 Season)

- 1. Terrell Suggs (Bal.) . . . 14**
- Tamba Hali (KC) 12
- Connor Barwin (Hou.) . . 11.5
- Von Miller (Den.) . . 11.5

RAVENS SACKS LEADERS (Single-Season Records)

- Peter Boulware (2001) . . 15
- Michael McCrary (1998) . . 14.5
- 3. Terrell Suggs (2011) . . . 14**
- Trevor Pryce (2006) . . . 13

HOT OFF THE EDGE

Since entering the NFL in 2003, **OLB Terrell Suggs'** 84.5 sacks rank seventh among active players, while his 625 yards lost stand sixth. Suggs had a team-, career- and AFC-high 14 sacks in 2011 and posted 2 QB drops in eight games this season.

NFL ACTIVE SACKS LEADERS (Since 2003)

Rk.	Player	Sacks	Yards
1.	Jared Allen (Min.)	117	736.5
2.	DeMarcus Ware (Dal.)	111	707
3.	Julius Peppers (Chi.)	99.5	605.5
4.	John Abraham (Atl.)	94.5	636
	Dwight Freeney (Ind.)	94.5	691
6.	Robert Mathis (Ind.)	91.5	657
7.	Terrell Suggs (Bal.)	84.5	625
8.	Osi Umenyiora (NYG)	75	520.5
9.	Trent Cole (Phi.)	71	529

Suggs Quick Hits:

- Suggs missed eight games this season, six while recovering from a torn Achilles tendon and two resting a torn biceps.
- The Ravens are 51-18 all time when Suggs records a sack.
- Baltimore is 13-1 when he tallies 2 or more sacks during his career.

RAVENS FORCED FUMBLES (Career Leaders)

- 1. Terrell Suggs 29**
- Ray Lewis 20
- Adalius Thomas 15

RAVENS FUMBLE RECOVERIES (Career Leaders)

- Ray Lewis 20
- 2. Terrell Suggs 11**
- Ed Reed 10

THE DOMINANT DT



One of the NFL's most disruptive forces, **DT Haloti Ngata** was named to his fourth Pro Bowl in 2012. Perhaps the NFL's most athletic DT, Ngata stops the run (444 career tackles), rushes the passer (22 career sacks) and even drops into coverage (3 career INTs). In Week 11's win at Pittsburgh, he had 5 tackles and 1 sack (-10 yards), helping hold the Steelers to 10 points. Baltimore has a history of strong run defense, and with Ngata's help the past several seasons, has been consistently sturdy on the ground.

RAVENS RUSHING DEFENSE RANKINGS (Past Seven Seasons/Since Ngata Entered NFL)

Year	Yards Per Game Allowed		Avg. Per Play Allowed	
	Total	Rank	Total	Rank
2012	122.8	20th	4.0	8th
2011	92.6	2nd	3.5	2nd
2010	93.9	5th	3.9	8th
2009	93.3	5th	3.4	1st
2008	81.4	3rd	3.6	5th
2007	79.3	2nd	2.8	1st
2006	75.9	2nd	3.3	2nd

"NGATA" ON US

Dating back to 2006, when **DT Haloti Ngata** entered the NFL, the Ravens have allowed the NFL's second-fewest rushing TDs (56) and the NFL's third-fewest rushing yards per game (91.3 ypg).

RUSHING TOUCHDOWNS (Fewest Allowed Since 2006)

- Pittsburgh 50
- 2. Baltimore 56**
- Minnesota 61

RUSHING YARDS PER GAME (Fewest Allowed Since 2006)

- Pittsburgh 85.9
- Minnesota 87.8
- 3. Baltimore 91.3**

NGATA SCORES

In the 2011 Week 3 win at St. Louis, **DT Haloti Ngata** scooped up a Sam Bradford fumble and returned it 28 yards for his first-career TD. Ngata's scamper is the third-longest FR-TD in Ravens history, shy of OLB Adalius Thomas' 57- and 35-yarders.

D-TACKLE DOMINANCE

In the Ravens' season-opening win vs. Cincy, **DT Haloti Ngata** notched 1.5 QB drops, tying a career high. He has 10 sacks dating back to 2011, has racked up 115 tackles (fourth among NFL DTs) and has 6 PD, seventh most among NFL DTs during this span.

MOST TACKLES BY NFL DTs (Since 2011)

- Ahtyba Rubin 127
- Justin Smith 124
- Domata Peko 119
- 4. Haloti Ngata 115**
- Brandon Mebane 112
- Linval Joseph 108



NGATA NAMED NO. 9

As voted on by fellow players in the NFL Network's Top 100 poll of 2012, **DT Haloti Ngata** was tabbed the NFL's ninth-best overall player (and top DT). He was one of seven Ravens to make the list.

OFFENSIVE PLAYER NOTES

THE FRANCHISE QB



In 2012, QB Joe Flacco set a single-season career high in passing yards, breaking his previous record of 3,622 from 2010. Flacco compiled 3,817 yards, 22 TDs and 10 INTs on 317-of-531 passing. He also connected on 40 completions of 25-or-more yards, setting a Ravens' single-season record.

RAVENS ALL-TIME PASSING LEADERS (Franchise History)

Rk.	Player	G	Att	Cmp	Pct	Yards	TD	INT	Rate
1.	Joe Flacco	80	2,489	1,507	60.5	17,633	102	56	86.3
2.	Kyle Boller	53	1,311	746	56.9	7,846	45	44	71.9
3.	V. Testaverde	29	1,019	596	58.5	7,148	51	34	82.8

AIR IT OUT



PASSING YARDS (2012 Season)

- Drew Brees 5,177
- Matt Stafford 4,967
- Tony Romo 4,903
- Tom Brady 4,827
- Matt Ryan 4,719
- Peyton Manning 4,659
- Andrew Luck 4,374
- Aaron Rodgers 4,295
- Josh Freeman 4,065
- Carson Palmer 4,018
- Matt Schaub 4,008
- Eli Manning 3,948
- Cam Newton 3,869
- Joe Flacco 3,817

25+ YARD PASSES (2012 Season)

- Drew Brees 47
- Joe Flacco 40*
Peyton Manning 40

* Ravens record

PCT. INTS THROWN (2012 Season)

- Tom Brady 1.3
Robert Griffin III 1.3
- Aaron Rodgers 1.4
- B. Roethlisberger 1.8
- Joe Flacco 1.9

Note: Among NFL QBs with 500 attempts in 2012, Flacco (10), Brady (8) and Rodgers (8) threw the fewest INTs.

LEADER OF THE 300s

QB Joe Flacco owns a team-record 13 300-yard games, including five in 2012, tying Vinny Testaverde for the most in a Ravens' season.

300-YARD PASSING GAMES (Ravens Single Season)

- Joe Flacco (2012) 5
V. Testaverde (1996) 5
- Joe Flacco (2011) 4
- Joe Flacco (2009) 3

300-YARD PASSING GAMES (Ravens History)

- Joe Flacco (2008-12) 13
- V. Testaverde (1996-97) 8
- Three other players 2

RAVENS RECORDS

QB Joe Flacco owns a franchise-record 30 100-plus single-game passer ratings, including six in 2012. Flacco has also posted three of the Top 4 passing games in team history.

RAVENS SINGLE-GAME PASSING YARDS

Yards	Player	Opp./Date
429	Vinny Testaverde	vs. STL, 10/27/96
389	Joe Flacco	at STL, 9/25/11
385	Joe Flacco	at Min., 10/18/09
382	Joe Flacco	vs. NE, 9/23/12

RAVENS SINGLE-SEASON PASSING YARDS

Rk.	Player (Year)	Cmp-Att	Pct.	Yards	TD	INT	Rate
1.	V. Testaverde ('96)	325-549	59.2	4,177	33	19	88.7
2.	Joe Flacco ('12)	317-531	59.7	3,817	22	10	87.7
3.	Joe Flacco ('10)	306-489	62.6	3,622	25	10	93.6
4.	Joe Flacco ('09)	315-499	63.1	3,613	21	12	88.9
5.	Joe Flacco ('11)	312-542	57.6	3,610	20	12	80.9

FLACCO FAST FACTS

MOST WINS BY STARTING QBs (Including Playoffs / Since 2008)

Rk.	Player	Record
1.	Joe Flacco	61-30
2.	Aaron Rodgers	57-29 Matt Ryan 57-25
4.	Drew Brees	56-29

- In Joe Flacco's 54 regular season wins (second most by a starting QB since 2008), he is 998-of-1,598 (62.5%) for 12,406 yards, 72 TDs and 20 INTs (96.3 passer rating).

- Baltimore is 33-4 when Flacco produces at least a 95 rating (and 18-2 when he's at 110.0 or better).

- Flacco has 33 career regular season wins at home, tied (Matt Ryan) for the most among NFL starting QBs since 2008. Flacco is 33-7 at M&T Bank Stadium.

MOST CONSECUTIVE STARTS BY QUARTERBACKS (Active Streaks / Regular Season)

Rk.	Player	Starts
1.	Eli Manning	135
2.	Philip Rivers	112
3.	Joe Flacco	80
4.	Tom Brady	64

FLACCO IS THE FIRST

Joe Flacco is the first starting QB in NFL history (since 1970 merger) to make the playoffs in each of his first four and five seasons. He's also the first to win a playoff game in each of his first four and five years, compiling seven playoff victories, which rank third most among QBs in the first five seasons of a career.

MOST PLAYOFF WINS BY A STARTING QB / FIRST FIVE SEASONS (Since 1970 Merger)

Quarterback	Seasons	Playoff Wins/Record
Tom Brady	2000-04	9-0
Ben Roethlisberger	2004-08	8-2
Joe Flacco	2008-12	7-4
Troy Aikman	1989-93	6-1

Flacco Quick Hits:

- In the Ravens' last six playoff games (since the 2010 season), Flacco is 107-of-184 for 1,485 yards, 12 TDs and 2 INTs (101.4 rating).

- Flacco has 5 career road wins in the playoffs (including a victory at New England in the 2009 Wild Card round), tying Eli Manning for the most in NFL postseason history.

15 GAME-WINNING DRIVES

Flacco owns 15 career game-winning drives in the fourth quarter or overtime (two coming in the postseason), including four this season:

Divisional Playoff at Denver -- Final Score: 38-35 (2OT)

Flacco finished the day with a franchise playoff-record 331 passing yards, 3 TDs and 116.2 rating. With 31 seconds remaining in regulation, he found WR Jacoby Jones for a 70-yard TD to send the contest to overtime, where the Ravens would eventually kick a 47-yard FG in 2OT to win the game.

Week 12 at San Diego -- Final Score: 16-13 (OT)

Flacco finished the day with 355 passing yards, including a 29-yard first-down completion on fourth-and-29 to RB Ray Rice late in the fourth quarter that led to a 38-yard game-tying FG by K Justin Tucker. Baltimore won in OT on another 38-yarder by Tucker.

Week 9 Comeback at Cleveland -- Final Score: 25-15

The Ravens won 25-15 after falling behind 15-14 in the fourth quarter. Flacco threw a 19-yard TD pass to WR Torrey Smith with 4:26 remaining, providing the game's deciding score (K Justin Tucker later added a 43-yard FG).

Week 3 Comeback vs. New England -- Final Score: 31-30

In Week 3, Flacco marched the Ravens on a 7-play, 70-yard drive to set up Tucker's 27-yard game-winning FG as time expired.

OFFENSIVE PLAYER NOTES

RICE RANKS No. 1



Earning his third Pro Bowl honor in 2012, **RB Ray Rice** totaled 1,621 yards from scrimmage, the NFL's ninth most. He was one of three players (listed below) to post 1,000 rushing yards and 400 receiving yards. Rice ranked second in the NFL in catches by a RB (61) and fourth in receiving yards (478). It marked his fourth-straight season with at least 1,600 yards from scrimmage and his fourth-straight 1,000-yard rushing campaign.

PLAYERS W/ 1,000 RUSHING YARDS & 400 RECEIVING YARDS (2012 Season)

Player	----Rush----		----Rec.----	
	Att-Yds	TD	Rec-Yds	TD
Doug Martin (TB)	319-1,454	11	49-472	1
C.J. Spiller (Buf.)	207-1,244	6	43-459	2
Ray Rice (Bal.)	257-1,143	9	61-478	1

Dating back to 2009, Rice owns an NFL-high 7,506 total yards from scrimmage (5,066 rushing & 2,440 receiving), including a league-best 39 games where he's gained 100-or-more total yards.

NFL NET YARDS FROM SCRIMMAGE (Since 2009)

Rk. Player	Scrim. Yards	----Rush----		----Rec.----	
		Att-Yds	TD	Rec-Yds	TD
1. Ray Rice	7,506	1,109-5,066	33	278-2,440	6
2. Chris Johnson	7,058	1,212-5,660	35	187-1,398	3
3. Adrian Peterson	6,881	1,153-5,748	54	137-1,133	3

RICE & FAULK: NFL ELITE

In 2011, Pro Bowl **RB Ray Rice** became just the second player in NFL history to post multiple 1,000-yard rushing/700-yard receiving seasons (also in 2009), joining Hall of Famer Marshall Faulk, who did it an impressive four times (1998-2001).

RB RECEIVING RECORDS

RB Ray Rice is the Ravens' all-time receiving leader by a RB (311 for 2,713) and has 6 of the top 10 receiving days by a RB in team history. In 2012, Rice had 61 catches for 478 yards and 1 TD.

RECEIVING YARDS BY A RUNNING BACK (Ravens Single-Game History)

Rk. Player	Game/Date	Yards	Rec.	Avg.
1. Ray Rice	10/18/09 at Min.	117	10	11.7
2. Jamal Lewis	12/08/02 vs. NO	108	4	27.0
3. Priest Holmes	10/11/98 vs. Ten.	98	13	7.5
4. Ray Rice	11/7/10 vs. Mia.	97	7	13.9
5. Earnest Byner	10/27/96 vs. STL	96	6	16.0
6. Ray Rice	11/8/09 at Cin.	87	8	10.9
7. Ray Rice	9/25/11 at STL	83	5	16.6
8. Ray Rice	12/19/10 vs. NO	80	5	16.0
9. Ray Rice	10/11/09 vs. Cin.	74	7	10.6
10. Bam Morris	11/10/96 at Jax.	73	3	24.3

RAVENS ALL-TIME RUSHING

Rk. Player	Att.	Yards	Avg.	LG	TDs
1. Jamal Lewis	1,822	7,801	4.3	82t	45
2. Ray Rice	1,216	5,520	4.5	70t	33
3. Willis McGahee	673	2,802	4.2	77t	31

HUNDREDS ALL AROUND

RB Ray Rice has compiled 41 games with at least 100 total yards from scrimmage during his career, including 39 since he became a full-time starter and earned his first Pro Bowl honors in 2009. Rice's 39 games dating back to the '09 campaign rank as the NFL's most.

GAMES W/ 100+ TOTAL YARDS FROM SCRIMMAGE (Since 2009)

Rk. Player (Team)	100-Yard Games
1. Ray Rice (Bal.)	39
2. Adrian Peterson (Min.)	37
3. Chris Johnson (Ten.)	35
4. Arian Foster (Hou.)	33

RAY RICE'S TOP THREE YARDS FROM SCRIMMAGE (Since Career Began in 2008)

Rk. Date/Opp.	Total Yards	----Rush----	----Pass----
		Att-Yds TD	Rec-Yds TD
1. 12/19/10 vs. NO	233	31-153 1	5-80 1
2. 12/13/09 vs. Det.	219	13-166 1	4-53 0
3. 12/4/11 at Cle.	214	29-204 1	2-10 0

TOP RB TARGET

RB Ray Rice leads the NFL in catches and is second in receiving yards by a RB since he entered the league in 2008, amassing 311 catches for 2,713 yards. Rice also owns an NFL-best (by a RB) 92 catches and 863 yards on third down during this time, earning 41 first downs (also an NFL high by a RB, tied with Darren Sproles).

NFL RECEPTIONS BY A RB (Since 2008)

- 1. Ray Rice (Bal.) 311**
- Darren Sproles (NO) . . 294
- Matt Forte (Chi.) . . . 267

NFL RECEIVING YARDS BY A RB (Since 2008)

- Darren Sproles (NO) . . 2,736
- 2. Ray Rice (Bal.) 2,713**
- Matt Forte (Chi.) . . . 2,325

RICE TRENDS

Since **RB Ray Rice** entered the NFL in 2008, here are Baltimore's records when he hits a certain milestone during a game:

With 100+ rushing yards 14-3	With 100+ scrimmage yards . . . 29-12
With 15+ rushing attempts 37-6	With 150+ scrimmage yards . . . 13-4
With at least 1 rushing TD 21-4	With 175+ scrimmage yards 6-1

1,000/700 CLUB

RB Ray Rice and Marshall Faulk are the only players in NFL history to post multiple 1,000-yard rushing/700-yard receiving seasons.

PLAYERS WITH 1,000 RUSHING & 700 RECEIVING YARDS (Single-Season NFL History)

Player (Year)	Rushing Yards	Receiving Yards
Marcus Allen (1984)	1,168	758
William Andrews (1981)	1,301	735
Roger Craig (1985)	1,050	1,016
Marshall Faulk (2001)	1,382	765
Marshall Faulk (2000)	1,359	830
Marshall Faulk (1999)	1,381	1,048
Marshall Faulk (1998)	1,319	908
Steven Jackson (2006)	1,528	806
Ray Rice (2011)	1,364	704
Ray Rice (2009)	1,339	702
LaDainian Tomlinson (2003)	1,645	725
Brian Westbrook (2007)	1,333	771

OFFENSIVE PLAYER NOTES

DEEP THREAT



Second-year **WR Torrey Smith** ranked fourth in the NFL with a 17.4 yards-per-catch average this season, posting a career-high 855 yards on 49 receptions. Smith also had a team-high 8 receiving TDs. In 32 career games, he has scored 15 TDs through the air, tying (Travis Taylor) for seventh in team history.

NFL AVERAGE YARDS PER CATCH LEADERS (2012 Season)

Rk.	Player	Rec.	Yards	Avg.	LG	TD
1.	Vincent Jackson	72	1,384	19.2	95	8
2.	Cecil Shorts	55	979	17.8	80t	7
	Danario Alexander	37	658	17.8	80t	7
4.	Torrey Smith	49	855	17.4	54	8

Smith Quick Hit:

- Of his 855 yards this year, 603 came at the spot Smith made the catch.

TORREY'S COURAGEOUS NIGHT

WR Torrey Smith played in Week 3's Sunday night victory over New England after his brother, 19-year-old Tevin Jones, passed away in a motorcycle accident earlier that morning. Smith posted 6 catches for 127 yards and 2 TDs in the come-from-behind win, producing the third 100-yard game of his young career. Additionally, he eclipsed the 1,000-yard receiving milestone for his career.

2011 ROOKIE SENSATION

In 2011's Week 11 game vs. Cincinnati, **WR Torrey Smith** set a Ravens' single-season and single-game record for receiving yards by a rookie, totaling a career-high 165 yards on 6 catches (27.5 avg.). In 2011, he had 50 catches for 841 yards and a Ravens' rookie-record 7 TDs. Impressively, the 2011 second-round pick owns two of the Top 5 receiving days in team history.

Smith Quick Hits:

- During the '11 campaign, Smith ranked 13th in the NFL with a stout 16.8 yards-per-catch avg.
- Smith's 26-yard TD catch with 8 seconds remaining in Week 9 at Pit. capped a 92-yard drive and sealed the Ravens' 23-20 win.

- Impressively, 5 of his 7 TD receptions in 2011 covered at least 25 yards (74, 41, 38, 36, 26, 18 and 8 yards), and he averaged a sensational 34.4 yards-per-TD catch.

- Never before has a Ravens' wideout registered dual 150-yard receiving games in a season (165 vs. Cin. and 152 at STL). Smith also posted the Top 2 receiving yards performances by a rookie in the NFL in 2011.

- In 2011's Week 11, Smith joined Ken Burrow (2 in 1971) and Randy Moss (3 in 1998) as the only rookies in NFL history to have multiple games with at least 150 receiving yards and a TD catch.

MOST RECEIVING YARDS (RAVENS SINGLE-GAME HISTORY)

Yds.	Player/Game (Catches)
258	Qadry Ismail @ Pit., 12/12/99 (6 rec.)
198	Derrick Alexander vs. Pit., 12/1/96 (7 rec.)
165	Torrey Smith vs. Cin., 11/20/11 (6 rec.)
164	Mark Clayton @ Cin., 11/30/08 (5 rec.)
152	Torrey Smith at STL, 9/25/11 (5 rec.)

NFL 25+ YARD RECEPTIONS (2012 SEASON)

Rk.	Player	25+ Yard Catches
1.	Calvin Johnson (Det.)	21
2.	Demaryius Thomas (Den.)	18
3.	Vincent Jackson (TB)	17
4.	Dez Bryant (Dal.)	15
5.	Julio Jones (Atl.)	14
6.	Lance Moore (NO)	13
7.	Torrey Smith (Bal.)	12
	A.J. Green (Cin.)	12
	Andre Johnson (Hou.)	12
	Steve Smith (Car.)	12
	Roddy White (Atl.)	12

BOASTIN' ABOUT BOLDIN



Three-time Pro Bowl **WR Anquan Boldin** has 772 career catches for 10,165 yards and 58 TDs, producing 72.6 receiving yards per game (third-best mark among active players). This season, Boldin owns team highs of 65 catches and 921 receiving yards, adding 4 TDs.

AVERAGE RECEPTIONS PER GAME (ACTIVE NFL PLAYERS)

Rec./G	Player
5.9	Andre Johnson (Hou.)
5.7	Brandon Marshall (Chi.)
5.5	Anquan Boldin (Bal.)
5.5	Larry Fitzgerald (Ari.)
5.5	Wes Welker (NE)
5.2	Marques Colston (NO)
5.1	Reggie Wayne (Ind.)

NFL'S MOST RECEIVING YARDS PER GAME (Active Players / Min. 100 Games)

Rk.	Player	GP	Rec.	Yards	TD	YPG
1.	Andre Johnson	138	818	11,254	56	81.6
2.	Larry Fitzgerald	140	764	10,413	77	74.4
3.	Anquan Boldin	140	772	10,165	58	72.6
4.	Marques Colston	102	532	7,394	58	72.5
	Brandon Marshall	107	612	7,755	45	72.5

Boldin Quick Hits:

- With 131 yards on 9 catches in Week 4's win vs. Cleveland, Boldin now owns 33 career 100-yard receiving games.
- Boldin's six 100-yard games as a Raven rank third in team history: Mark Clayton (9), Derrick Mason and Derrick Alexander (7 each).
- Boldin (772) is one of nine active players with 750 receptions.

BOLDIN'S TREMENDOUS 10

WR Anquan Boldin is one of just four players in NFL history to start a career with 10-straight seasons of at least 50 receptions. In 2012, Boldin posted team highs of 65 catches and 921 receiving yards, with each mark ranking as a Ravens' personal career high.

CONSECUTIVE 50-PLUS CATCH SEASONS TO BEGIN A CAREER (NFL History/Since 1970 Merger)

Rk.	Player	Consec. Seasons	Years
1.	Marvin Harrison (Ind.)	11	1996-2006
	Torry Holt (STL)	11	1999-2009
3.	Gary Clark (Was., Pho./Ari.)	10	1985-94
4.	Anquan Boldin (Ari., Bal.)	10	2003-12
5.	Larry Fitzgerald (Ari.)	9	2004-12
6.	LaDainian Tomlinson (SD)	8	2001-08

FASTEST TO 400, 500 & 600

WR Anquan Boldin is the fastest player in NFL history to reach 400, 500 and 600 catches. In 2011's Week 13 at Cleveland, he (123 games) hit the 700 milestone, becoming the third fastest (Marvin Harrison - 114 and Andre Johnson - 120) to hit the coveted mark.


FASTEST TO REACH 600 RECEPTIONS / NFL HISTORY

Player	Team With	No. of Games
Anquan Boldin	Baltimore	98
Marvin Harrison	Indianapolis	102
Andre Johnson	Houston	104
Larry Fitzgerald	Arizona	106

FASTEST TO 400		FASTEST TO 500		FASTEST TO 600	
Player	Gm	Player	Gm	Player	Gm
Anquan Boldin	67	Anquan Boldin	80	Anquan Boldin	98
Kellen Winslow Sr.	72	Larry Fitzgerald	87	Marvin Harrison	102

SPECIAL TEAMS PLAYER NOTES

SOARING WITH SAM



P Sam Koch, a 2010 Pro Bowl alternate, owns a 44.6 career gross average and 38.7 career net average, both marks that rank first in Ravens history. In 2012, Koch posted a career-high and Ravens franchise-record 47.1-yard gross average and a 40.8-yard net average, shattering his previous career highs.

CAREER GROSS PUNTING AVG. (Ravens History)

Rk.	Player	Avg.
1.	Sam Koch	44.6
2.	Greg Montgomery	43.2
3.	Dave Zastudil	41.6

CAREER NET PUNTING AVG. (Ravens History)

Rk.	Player	Avg.
1.	Sam Koch	38.7
2.	Greg Montgomery	37.2
3.	Kyle Richardson	35.4

PINNING 'EM DEEP

P Sam Koch is the Ravens' all-time leader in punts inside the 20 (currently has 198 during his career). In 2010, he posted a career-high 39 boots inside the 20, which were the NFL's second most and tied for sixth best all time in league history.

PUNTS INSIDE THE 20 (Ravens History)

Rk.	Player	In 20
1.	Sam Koch	198
2.	Kyle Richardson	128
3.	Dave Zastudil	89

PUNTS INSIDE THE 20 (2010 NFL Season)

Rk.	Player	In 20
1.	Steve Weatherford	42
2.	Sam Koch	39
3.	Andy Lee	34

Koch Quick Hits:

- In 2012, Koch placed 28 boots inside the 20 (tying for 13th in the NFL) and owned a 47.1-yard gross average (ranking 11th).
- In 2010, Koch (39) tied (Kyle Richardson, 1999) for the most single-season punts inside the 20 in Ravens history.

KOCH AMONG THE BEST

Since entering the NFL in 2006, **P Sam Koch's** 198 punts inside the 20 rank third in the league.

NFL PUNTS INSIDE THE 20 (Since 2006)

Rk.	Player	In 20
1.	Dustin Colquitt (KC)	223
2.	Andy Lee (SF)	205
3.	Sam Koch (Bal.)	198

CAREER DAY FOR KOCH

In Week 10's 55-20 win over Oakland, **P Sam Koch** scored his first-career touchdown on a fake FG in the third quarter. Koch scampered 7 yards for the score.

Additionally, Koch launched 4 punts for 210 yards to produce a 52.5-yard gross *and* net average. Both averages rank as the best single-game marks in team history (min. 4 punts), while the net also stands as the NFL's sixth-best average in a game this season.

RAVENS GROSS AVERAGE (Single-Game History)			RAVENS NET AVERAGE (Single-Game History)		
Player	Avg.	Game	Player	Avg.	Game
Sam Koch	52.5	11/11/12 vs. Oak.	Sam Koch	52.5	11/11/12 vs. Oak.
Dave Zastudil	52.5	9/30/02 vs. Den.	Sam Koch	48.8	12/2/12 vs. Pit.
Sam Koch	52.2	10/24/11 at Jax.	Sam Koch	48.8	10/21/12 at Hou.

KICKER TUCK



Rookie free agent **K Justin Tucker** earned the starting kicking job after a training camp battle with veteran Billy Cundiff. A versatile performer who kicked in a variety of roles during his four seasons at Texas, he excelled in his first season as a pro. Tucker connected on 30 of his 33 FGAs this season, hitting 4 50+ FGs, which rank as a Ravens' single-season record. Producing 132 points (third most in team history and eighth in the NFL), his 90.9% success rate stands as the second-best mark in Ravens single-season history and also second by a rookie kicker in NFL history.

JUSTIN TUCKER FIELD GOALS (2012 NFL Season)

Year	1-19	20-29	30-39	40-49	50+	Total	Pct.	LG	PAT	Pts
2012	0-0	8-8	8-8	10-13	4-4	30-33	90.9	56	42-42	132

BEST FIELD GOAL PERCENTAGE (2012 NFL Season)

Rk.	Player (Team)	FGM-FGA	Pct.
1.	Kai Forbath (Was.)	17-18	94.4
2.	Dan Bailey (Dal.)	29-31	93.5
	Phil Dawson (Cle.)	29-31	93.5
4.	Blair Walsh (Min.)	35-38	92.1
5.	S. Janikowski (Oak.)	31-34	91.2
6.	Justin Tucker (Bal.)	30-33	90.9

TUCKER'S NFL NUMBERS

3

Game-winning FGs by **K Justin Tucker**, including Week 3's 27-yarder vs. NE, a 38-yard OT winner in Week 12 at SD and the Divisional playoff win's 47-yarder in 2OT at Denver.

51, 51, 54, 56

FG longs by Tucker this season. He had two games where he connected on dual 50+ FGs (Week 2 at Phi. & Week 7 at Hou.), making him one of 10 players in NFL history and the first rookie (Greg Zuerlein became the second on 12/2/12) to accomplish the feat.

132

Points by Tucker in 2012, eighth most in the NFL this season.

KICK IT OFF

Rookie **K Justin Tucker**, signed by the Ravens as a free agent in May, was very strong with his kickoffs this season, producing the NFL's fifth-most touchbacks (49). Additionally, his 69.5 yards per kickoff ranked No. 1 in the NFL during the 2012 campaign.

NFL KICKOFF TOUCHBACKS (2012 Season)

Rk.	Player	KO	TB	Pct.	Yds.	Avg.	Ret.
1.	Matt Prater	98	65	66.3	6,305	64.3	33
2.	Michael Koenen	85	58	68.2	5,704	67.1	27
3.	Blair Walsh	86	53	61.6	5,858	68.1	33
4.	Stephen Gostkowski	110	52	47.3	7,200	65.5	59
5.	Justin Tucker	85	49	57.6	5,909	69.5	36

SPECIAL TEAMS NOTES

JACOBY'S JAUNTS



Pro Bowler **WR/RS Jacoby Jones** ranked first in the NFL with a 30.7-yard KOR average in 2012. Jones, who posted 2 KOR-TDs this season (108 yards and 105 yards), is the only player with dual KOR-TDs in 2012 and the first Ravens player to ever have multiple KOR-TDs in a single season *and* a career.

NFL KICKOFF RETURN AVERAGE (2012 Season)

Rk.	Player	KOR	Yards	Avg.	Long	TD
1.	Jacoby Jones	38	1,167	30.7	108t	2
2.	Leon Washington	27	784	29.0	98t	1
3.	Joe McKnight	39	1,072	27.5	100t	1

NFL Record Note: Jones is the only player in NFL history to record dual KOR-TDs of at least 105 yards in a career (108- & 105-yarders).

PRIMARY PUNT RETURNER

Since entering the NFL in 2007, **WR/RS Jacoby Jones** has registered the NFL's second-most PR yards (2,161 on 216 returns). Jones has returned 4 punts for TDs during this time, including a 63-yarder in the Week 11 win at Pit. Jones also owns 8 punt returns of 50-or-more yards, including three 70-plus-yarders that produced TDs.

NFL PUNT RETURN YARDS (Since 2007)

Rk.	Player	PR	Yards	Avg.	Long	TD
1.	Devin Hester	199	2,385	12.0	89t	9
2.	Jacoby Jones	216	2,161	10.0	79t	4
3.	Joshua Cribbs	188	2,098	11.2	84t	3
4.	Leon Washington	155	1,571	10.1	84	0
5.	Ted Ginn Jr.	130	1,425	11.0	87t	3



In Week 6's victory vs. Dallas, **WR/RS Jacoby Jones** posted an NFL-record 108-yard KOR-TD, tying Ellis Hobbs and Randall Cobb for the longest in NFL history.

LONGEST KICKOFF RETURNS (NFL History)

Rk.	Player	KOR Long	Game/Date
1.	Jacoby Jones (Bal.)	108t	10/14/12 vs. Dal.
	Randall Cobb (GB)	108t	9/8/11 vs. NO
	Ellis Hobbs (NE)	108t	9/9/07 at NYJ

JONES ELECTRIFIES

WR/RS Jacoby Jones ranked first in the NFL with a 30.7 KOR average and posted three combined kick return TDs (2 KOR and 1 PR) in 2012. Not only is Jones the first Raven to ever tally 3 total kick return TDs in a season, but he's just one of five NFL players since 2008 to score a PR, KOR and receiving TD in a single campaign.

KICKOFF RETURN AVG. (2012 Season)

1.	Jacoby Jones	30.7
2.	Leon Washington . . .	29.0
3.	Joe McKnight	27.5
4.	Josh Cribbs	27.4
	Marcus Thigpen	27.4

COMBINED KICK RETURN TDs (2012 Season)

1.	Jacoby Jones	3 (2 KOR, 1 PR)
	Darius Reynaud	3 (2 PR, 1 KOR)
2.	Trindon Holliday . . .	2 (1 KOR, 1 PR)
	Leodis McKelvin	2 (both PR)
	Michael Spurlock . . .	2 (1 PR, 1 KOR)
	Marcus Thigpen	2 (1 KOR, 1 PR)

PLAYERS W/ KOR, PR & REC. TOUCHDOWNS IN A SEASON (Since 2008)

Player	Season	KR-TD	PR-TD	Rec. TD
Jacoby Jones (Bal.)	2012	2	1	1
Michael Spurlock (SD)	2012	1	1	1
Randall Cobb (GB)	2011	1	1	1
Devin Hester (Chi.)	2011	1	2	1
Josh Cribbs (Cle.)	2009	3	1	1

STRONG SPECIAL TEAMS PLAY

Much of Baltimore's success this season can be attributed to the strong performances of the special teams units. In addition to posting a league-best 3 kick return TDs (108- & 105-yard KORs and 63-yard PR by **WR/RS Jacoby Jones**), scoring a TD off a fake FG (7-yard run by **P Sam Koch**) and being consistently accurate on FG attempts (**K Justin Tucker** was 30-of-33), Baltimore's return blocking and coverage teams excelled. The Ravens ranked second (tied, Min.) in the NFL in average starting position after a KO (24.6-yard line) and stood fifth in opponent average starting field position following a kickoff (20.6-yard line).

AVERAGE STARTING POSITION AFTER KICKOFF (2012 Season)

Rk.	Team	KOs	Adj. KOs	Returns	Start Line
1.	NY Giants	79	77	63	25.2
2.	Baltimore Ravens	85	80	60	24.6
	Minnesota Vikings	80	77	44	24.6
4.	Buffalo Bills	91	91	42	24.4
5.	Seattle Seahawks	61	59	29	24.1

OPPONENT AVERAGE STARTING POSITION AFTER KICKOFF (2012 Season)

Rk.	Team	KOs	Adj. KOs	Returns	Start Line
1.	Chicago Bears	86	83	37	19.9
	Cleveland Browns	77	75	43	19.9
3.	San Diego Chargers	78	75	45	20.4
4.	Atlanta Falcons	94	92	48	20.5
5.	Baltimore Ravens	89	85	37	20.6

PRO BOWL SPECIAL TEAMERS

During the offseason, the Ravens signed **CB Corey Graham**, who earned special teams Pro Bowl honors with Chicago during the 2011 campaign. In addition to Graham, the Ravens also boast another Pro Bowl special teamer in **LB Brendon Ayanbadejo**, who has made three trips to the NFL's All-Star game. Ayanbadejo (187) and Graham (110) have combined to post 297 special teams tackles during their careers.

In 2012, Ayanbadejo posted 14 special teams stops (most on the team), Graham, who started the final eight games at CB, totaled 6, while second-year special teams standout **RB Anthony Allen** had 12 ST tackles (second behind Ayanbadejo).

2012 COMMUNITY RECAP

During the 2012 season, Baltimore Ravens players, coaches, cheerleaders, mascot Poe and staff served the Baltimore community through a variety of outreach events and programs. By partnering with local schools, military groups and non-profits, the Ravens were able to affect the lives of many.

PLAY 60



The Ravens hosted four different *Play 60* assemblies at local elementary and middle schools. Several players, including **FB Vonta Leach**, encouraged students to take part in 60 minutes of physical activity per day to maintain a healthy lifestyle.



By hosting football clinics, Ravens players were able to interact with and teach children the fundamentals of football. **LB Josh Bynes** took part in the annual Hispanic Heritage Clinic with 150 predominantly Hispanic youth.



The Ravens hosted their annual NFL/United Way Hometown Huddle at M&T Bank Stadium. **K Justin Tucker** and many other players joined nearly 100 Dogwood Elementary students for a day full of activities as part of the *Play 60* initiative.

MILITARY



During training camp, the Ravens hosted wounded warriors from Walter Reed Military Medical Center. After several practices, the service members had the opportunity to meet players and coaches.



Ravens players, including **LS Morgan Cox**, visited veterans at the Baltimore VA Medical Center to show their support for those who have served our country. Players distributed Ravens military t-shirts to patients.



Throughout the season, the Ravens continued their support for the military. In addition to providing complimentary game tickets to service members, they also sent care packages and skyped with troops overseas.

HOLIDAY GIVING EFFORTS



G Bobbie Williams



S Ed Reed



WR Anquan Boldin



TE Billy Bajema and RB Ray Rice



LB Ray Lewis



LB Jameel McClain

QUOTH THE RAVENS

BALTIMORE



FOOTBALL

“That intangible, I don’t know how you measure that. It’s hard to quantify it, but I know it when I see it. These guys love one another, and they love football, and that’s a real good combination to have. It’s the shared experiences we’ve had, the success, the adversity. Everything you go through, it can divide a group. Instead, it’s pushed us together.”

- John Harbaugh on the bond the Ravens share and their ability to persevere

TEAM QUOTES

RB Ray Rice on the Ravens’ playoff expectations:

“Getting [to the playoffs] is not good enough anymore. I’ve played in two AFC Championship games since I’ve been here and been in the playoffs every year. The playoffs are the norm now. It’s not just about the feeling of making the playoffs anymore. It’s about taking care of business again, and this time, actually getting the job done. Do we have the pieces? Yes, but it’s going to take every man on board.”

Head coach John Harbaugh on his original “vision” for the Ravens and his 2012 team:

“Somehow, last year, and now, this year, more so than ever, I feel in my element as the head coach. It looks the way I always wanted it to look. I remember I told the team in some of the tough moments back [in my first season of 2008], ‘I know what it’s going to look like, the picture is as clear as can be in my mind, and we’re not even close to being there yet. But we will be, no matter how long it takes, we will get there, I promise you that.’ And right now, it looks as close as it’s ever looked.”

WR Torrey Smith on the bond of his Ravens teammates:

“It’s a true family. That’s the greatest thing about this game. It brings a lot of men together that come from a lot of different circumstances, and they create a brotherhood. That’s the Ravens’ culture. The only thing that separates us is blood.”

ESPN.com’s Bill Williamson on the Ravens organization:

“The Ravens get it. They have one of the best front offices in the NFL and prove it year after year. There is no reason to think this will change any time soon.”

John Harbaugh on the Ravens’ 2012 team and leadership:

“You love every team you coach, but this team is different. I love the way they love each other, the way they treat each other. They compete, they have trust and faith in one another, and they’re not afraid to get after one another. I love being around them. I can’t wait to be in the meeting room to laugh and talk ball with them. It’s a great group, with great coaches and great leadership. It’s the best staff I’ve been around and the best leadership I’ve seen.”

C Matt Birk on the 2012 Ravens:

“We get after it in practices and games. We try to bring a physicality and toughness to everything we do. We have a willingness to work hard, and we do, and that comes from coach ‘Harbs.’ We’re a team that likes to go to work. If you don’t like to work hard, you’re not going to be here. It’s a great approach to have. Always work hard, because it pays off. Look at our record every season.”

QB Joe Flacco on overcoming adversity and frustration:

“It’s how well you can deal with the frustration and go back out there and pick yourself back up, and I think we’ve got a tough football team. I always say we are tough physically, but being tough mentally is just as important, or more important, and I think we are good in both of those areas.”

Head coach John Harbaugh on the Ravens’ rankings and statistics compared to team goals:

“The rankings don’t mean one thing to us. Everybody talks about that all they want. The prognosticators make their prognostications, and that’s good; that’s what should be done when you base it on stats and all that other stuff. But the game gets played. We need to become better. We still need to become a better football team. We can play a lot better than we’ve played. We’re going to have to play a lot better than what we’ve played in all three phases. That will be our task going forward, to become a better football team.”

JOHN HARBAUGH QUOTES

CBSSports.com’s Clark Judge on Ravens head coach John Harbaugh being one of the NFL’s best coaches:

“All I know is that there are fewer coaches in this league more predictable than Harbaugh. Every year you can count on him in the playoffs. Moreover, every year he wins at least one playoff game, and tell me who else can say that the last five seasons? Someone? Anyone? At some point, we must recognize Harbaugh for what he is: One of the game’s sharpest, shrewdest and best head coaches.”

NFL analyst and former GM Charley Casserly on John Harbaugh:

“One of the things that you’ve seen with [Harbaugh] is the consistency every year, not the ups and downs. He’s a guy that puts the team first, puts his ego aside, and he’s a smart guy. His personality is such where he’s not going to get the publicity that some other coaches get, but the success that he’s had is outstanding.”

NFL Network and FOX analyst Brian Billick on John Harbaugh:

“John has been brilliant. Part of it is because he came into a team that was – I don’t want to sound self-serving – but was pretty good, and a good, sound organization. It’s the same reason whether it be a Bill Belichick or now Tom Coughlin, a Mike McCarthy ... Once you have a certain level of success, it’s kind of assumed, so you don’t give them credit for continuing to have that success. But John’s been brilliant in what he has done in Baltimore and has them on the cusp. They’re going to be there again [this] year.”

QUOTE THE RAVENS

ESPN.com's Jamison Hensley on John Harbaugh:

"Harbaugh's greatest strengths as a coach are his attention to detail, motivation and focus, all of which are vital after an offseason like this [past] one. Walk the halls of Ravens headquarters, and you'll see one of Harbaugh's favorite slogans throughout the building: W.I.N. (What's Important Now). 'You try to take care of business today, what's important right now,' Harbaugh said. 'Today, let's do our job, and then the future takes care of itself. That's how it applies.'"

RB Ray Rice on John Harbaugh's vision and toughness:

"Coach brought a winning mentality here. He built a physical team, and him being a tough coach makes us a tough team. That's one thing that's great about him, because he's got his beliefs and his ways, but we all believe in him. He's our head coach, and if you believe in your head coach, you believe in his vision and chase what he sees. It eventually becomes the whole team's vision. Now we've just got to turn this team's vision into a reality."

OZZIE NEWSOME/PERSONNEL QUOTES

Longtime NFL GM Bill Polian on Ravens GM Ozzie Newsome:

"Oz understands more than anything else how to put a team together, not just a group of 53 guys, but a team that works and functions together. There's a difference between judging talent and putting together a team, and Ozzie is as good as there is at that. He's a great judge of talent. He's able to use a great scouting staff to uncover terrific gems down in the lower part of the draft. And, he recognizes how talent fits into the schemes they use."

NFL.com's Ian Rapoport on Ozzie Newsome and what the Ravens look for when they scout college prospects:

"The Ravens scout passion. As Newsome told me, while watching tape, they take their eye off the ball and watch how players move when they are not involved in a play, and they learn whether a guy is going through the motions or just lives it. For those with supreme passion, they can compromise on height-weight-speed standards."

ESPN.com's John Clayton on the Ravens' winning formula:

"One of the reasons Ozzie Newsome is one of the game's best general managers is his ability to solve problems. For years, it seemed the Ravens lacked speed at receiver. He found faster receivers. Two years ago, the Ravens were precariously thin at cornerback. Now they are deep. It also helps to have a great staff of coaches headed by John Harbaugh. Harbaugh and his staff know how to develop young talent, while locker room leaders such as Ray Lewis and Ed Reed keep players accountable."

Ravens assistant GM Eric DeCosta on the importance of the draft:

"It's improvement [for the team], but it's also for the fans. It's also the brand, it's selling, it's everything. It's the lifeblood of this organization, and we take it very seriously. We try to make it a science, we really do. But in the end, it's probably more of an art than a science. There's a lot of nuance involved. It's a big-picture thing. It's a lot of bits and pieces of information. It's gut instinct. It's experience, which I think is really, really important. It's past things that have happened. It's memories. And it's also a little bit of science involved. It all works together like a mosaic, and you just end up doing the best you can."

NFL.com's Gregg Rosenthal on the success of the Ravens' draft:

"If the NFL was a fantasy football league, the Baltimore Ravens are that guy who always makes the rest of the room say, 'Nice pick.' The Ravens take value. Year after year, they see a blue-chip talent fall for some bogus reason or another. And then they snap them up, coach them up and make them into Pro Bowlers."

NFL.com's Ian Rapoport on how GM Ozzie Newsome has built the Ravens:

"The Ravens' general manager has built a perennial playoff participant through the draft, and he's done so by spotlighting the kinds of players the organization is now known for – those who play like they'd do it for free. Gritty, tough and with a love of the game. Hard-nosed, nasty and with a certain violence. If you were choosing sides for a street fight, think about how many Ravens you'd want on your team."

DEFENSE QUOTES

Defensive coordinator Dean Pees on his unit's leadership:

"We have the best guys in the league if you want to know how to be a pro. If you're a young guy walking into one of our defensive meetings, there's Ray [Lewis], there's Ed [Reed] and Haloti [Ngata]. These players are the best of the best, not only as players, but at showing by example how to be a pro – how to take notes, how to prepare, how to eat and lift and all the other things that separate you from others. Our young players are accelerated by these influences. As coaches, we say: 'Do as they do, and you'll be fine.'"

Chiefs G/C Ryan Lilja on the Ravens' defense, led by DT Haloti Ngata, LB Ray Lewis and S Ed Reed:

"[Ngata] is a load. He's an All-Pro for a reason, year-in and year-out. He's one of the better, if not the best, [defensive] tackles in the game. He's a big, strong, powerful guy, but he can play quick and athletically, which makes him two-dimensional. There are a lot of big, strong, powerful guys, but they can't move like he does. So he's a guy you've got to address. Ray Lewis is a guy you've got to address. Ed Reed is a guy you've got to address. Talk about turnovers ... This team, this defense has always had a knack for creating turnovers and making you pay when you turn the ball over."

Patriots head coach Bill Belichick on S Ed Reed and LB Ray Lewis:

"Since I've been in the league, I think Ed has really defined the weak safety position in the National Football League. I don't think anybody has done it any better than he has in all phases of it. He has great hands, range, ball skills, cover ability, anticipation. He quarterbacked the defense in the secondary. He is a huge playmaker. He is a tremendous player, a sure Hall of Fame player – he and [Ray] Lewis both. Those guys have anchored that defense for a long time and are a very good defense. I don't know how you could go much higher than what those two players have done in their careers for that football team, both playing together for a long time, very, very well. I have tremendous respect for Ed, but Ray as well [is] part of that conversation."

NFL Network analyst Steve Mariucci on LB Ray Lewis' impact on the Ravens and his leadership:

"The intangibles are what are keeping him so great. You talk about leadership, you talk about motivating his team, you talk about example to the young guys. He holds this entire team and coaching staff accountable. That's his value; it's a coach thing, it's a leader thing and a captain thing."

QUOTH THE RAVENS

S Ed Reed on defensive coordinator Dean Pees:

"We've been fortunate to have very good coordinators here. Rex [Ryan] was aggressive in his calls. Chuck [Pagano], believe it or not, was even more aggressive. He'd put us in Cover 1 six, seven, eight times in a row. Coach Pees, he's very aggressive, too, and he keeps guys like Ray [Lewis] and me included in the planning. He has more of an open door. We like the way he wants input from us."

LB Ray Lewis on fourth-year LB Dannell Ellerbe:

"Once you get into the league and understand that your role is starting to increase, then you understand that you've got to take the business way more serious than he probably did in his younger days. And what you're seeing now is his study habits [have improved] and the way he approaches the game. Now you know that he's really turning into a real veteran to understand the business side of it."

Bengals T Andrew Whitworth on OLB Terrell Suggs:

"If you could get the Madden game and design your own player, it would be hard to say that you would design anyone that wouldn't look like 'T-Suggs.' He's got it all: He's ripped-up, he's big, he's fast, he's strong, he is intimidating-looking, and he plays the same way. I think I'd create him about 11 times over for my defense. He's the guy that you wouldn't want to have to square off in a small area with, that's for sure. That's why he's special, why he's a Pro Bowler year-in and year-out, because he's one of those ultimate talents."

Ravens GM Ozzie Newsome on S Bernard Pollard:

"Bernard showed last year that he is a Raven. He's smart, tough and brings a passion to the games, our practices and in the weight room. His physical presence on the back end is very important to the way we play defense."

BaltimoreRavens.com columnist John Eisenberg on S Ed Reed:

"Reed is one of the Ravens' greatest stars ever, an iconic defensive playmaker almost surely headed to the Pro Football Hall of Fame. He has anchored the back of the defense for a decade, won games singlehandedly. His contributions to the franchise are greater than almost anyone's."

LB Ray Lewis on playing in his 17th NFL season:

"Something I've learned about the game – I really appreciate it. I love playing the game; I love competition. That's why I come back every year, every year, every year. ... The brotherhood in the locker room, that's what makes the game beautiful. For me, being back here 17 years? Honestly, it feels like Year One again. You don't cheat the game. Appreciate the journey."

RB Ray Rice on LB Ray Lewis working to return to the active roster after tearing his triceps in Week 6:

"The guy, to me, is my modern day Superman. ... Why is he coming back? People ask that question all the time. He's coming back because he firmly believes that this is a team that can go ahead and [make a playoff run]. He does it for us. He's not doing it for the stats. He's not doing it for the fame. He's doing it solely because he loves the Ravens, he loves his teammates, and he loves this organization."

S Bernard Pollard on OLB Paul Kruger, who leads the Ravens in sacks:

"White lightning, man. He's able to shake you. He can use the bull-rush. It's kind of rare you see an athlete like that. ... I told him he reminds me of Jared Allen. Jared is a bigger body than Kruger, but he's very similar with his hands, with his feet. He's a smart player. 'Krug' is capable of going out there and doing big things."

OFFENSE QUOTES

ESPN's Ron Jaworski on QB Joe Flacco's arm strength and ability to attack opposing defenses:

"Arm strength – that's Flacco's No. 1 attribute. I get so tired of hearing how arm strength is overrated. It's far more important than people think. ... He has the strongest arm in the NFL. And he has an aggressive, confident throwing mentality. ... The element always overlooked by those who minimize arm strength is the willingness of quarterbacks like Flacco to pull the trigger. Few recognize that because there is no quantifiable means by which to evaluate throws that are not made by quarterbacks with lesser arm strength. It's all about dimensions. Flacco gives you the ability to attack all areas of the field at any point in the game."

Ravens S Ed Reed on how QB Joe Flacco has grown and matured:

"He has a lot more on his plate off the field. That makes you grow as a man. So, it makes you deal with things differently. It makes you lead in the locker room a lot differently. If you sit around and talk with Joe, you know a lot more about him. You know he is a lot calmer and a lot cooler. We all get shaken at some times, that's football, but Joe is going to always come back. He is a fighter. He is a guy that you want taking that snap at the end of the game leading your team to go into that final drive to win the game."

ESPN analyst Trent Dilfer on QB Joe Flacco:

"To get to the Brady status, the Brees status, the Rodgers status, it takes a lot of improvement, and Joe Flacco is a guy that's doing it. He has ice water in his veins. He's had some of the heroic end-of-the-game moments ... where he just doesn't flinch. I think there are so many layers to quarterback play, and we can talk all night about what's the most important. Maybe the most important is self-belief and having that no-flinch mentality, so no matter what the stage is, you believe you are the best player on the field. Flacco has that."

NFL Network analyst Mike Mayock on QB Joe Flacco:

"We've spent time with Joe [Flacco], and I perceive a change in him. He's won since Day One with the Ravens, but he's more confident now. They're confident in him, too, and the improved offense reflects all of that. He can make every throw. He can bring his team from behind. The question becomes, 'Can they win a Super Bowl with Joe?' And the answer is an emphatic, 'Yes!'"

Patriots NT Vince Wilfork on QB Joe Flacco:

"He took over that team. Offensively, he just stepped right in and just moved forward. And with the no-huddle now, he is looking very, very good. [I'm] not saying he was bad in the past, because like I said, every time facing these guys, he's tough, mentally and physically. He's tough to bring down, he stands in the pocket, he takes a hit, he gets up. He's a tough football player. A lot of times you can say that about a running back or a receiver, but when you speak like that about a quarterback, when you have a quarterback like that, that's special."

Cowboys DB Brandon Carr on WR Anquan Boldin:

"I mean that guy, he's pretty strong. You see it on film – just his demeanor. He's a nasty receiver, doesn't mind mixing it up with the DB, beginning of the route, top of the route. Once he gets the ball, he's a physical run-after-the-catch receiver. Whoever is on him will just have to buckle down and be prepared to fight a real dogfight with a real dog, D-A-W-G."

QUOTH THE RAVENS

Head coach John Harbaugh on elevating Jim Caldwell to offensive coordinator on Dec. 10:

"My charge – our responsibility as a coaching staff – is to maximize the opportunities for our team to win, and we can still reach all of our goals for this season. We have a motto we follow on this team: W.I.N. – What's Important Now – and what's important now is to find ways to get better, win the AFC North and advance to the playoffs. With our coaches and players, the solution is in the building. We are going to make the most of our opportunities going forward, and this change gives us a better possibility to achieve our goals."

Offensive coordinator Jim Caldwell on the Baltimore offense:

"We have a real fine unit and certainly great coaches – a great system. The thing about this position is we have a number of guys on the staff that have a lot of experience, a lot of background, and we certainly plan to utilize them. ... It's not a system change. Obviously, the Ravens' offense is the Ravens' offense. It is not a philosophical change. John [Harbaugh] sets the philosophy here of this team, and we follow suit. And, we have a bunch of willing young men that are certainly going to do a tremendous job of trying to push us forward."

The Sporting News' Vinnie Iyer on Ravens G Marshal Yanda:

"He plays right guard like a tackle, a position he also has experience playing. Smooth and smart, Yanda brings good fundamentals in using his feet and hands to technically get the better of his defensive assignments. At 6-3, 315 pounds, he doesn't necessarily blow away opponents with his size, but he knows how to consistently outwork them."

John Harbaugh on WR Torrey Smith and what makes him special:

"We talk a lot about the cauldron of competition and the fire that refines us, that forges us. We talk about whether you're the type of person that will sharpen the next guy or dull the next guy, because that's how teams are made. To me, no championship team will ever be divided. And to me, Torrey is the perfect example of how the right kind of person is made of the right kind of stuff. ... He's one of those rare players where there is no agenda. He just wants to know what's expected of him, so he can do the best he possibly can. He's not trying to fool you, he's not trying to impress you, he's just trying to be himself."

NFL Network analyst Mike Mayock on Ravens RB Ray Rice:

"Every time I put on the Ravens tape, and I look at Ray Rice, I think Marshall Faulk. The running styles are eerily similar."

ESPN.com's Jamison Hensley on RB Ray Rice:

"There's been a feeling in the organization for the past couple of years that Ray Lewis has been grooming Rice to take over as team leader. Rice has certainly earned that role. So, even when Lewis decides to retire, the Ravens will still be Ray's team. It'll just be 'Little Ray,' who has repeatedly stood tall when the Ravens have needed him the most."

T Michael Oher on Vonta Leach being the NFL's best fullback:

"Patrick Willis, my college teammate, is a monster and a real beast at linebacker for the 49ers. He's usually the one running over people. But Vonta ran up to that man and just leveled him [in 2011's Ravens-49ers game]. After we watched the film the next day, I had to give Patrick a call. I think Patrick and I both agreed that Vonta is definitely the best fullback in the league, without a doubt."

CBS analyst Ian Eagle on TEs Dennis Pitta and Ed Dickson:

"From what I've seen of Dennis Pitta, he has a chance to be a star. And with the way the NFL is headed, the combination of Pitta and Dickson could be lethal."

SPECIAL TEAMS QUOTES

Former Ravens K Matt Stover on rookie K Justin Tucker:

"I've been impressed by him. Justin kicks a clean ball. My initial thought on Justin is that he has a great attitude about him, the, 'Why-not-me?' attitude. He carries a confidence about him. You can tell by the way he attacks the ball. There's no hesitancy, and there's a lot of confidence behind his kicks. ... The other thing I really like is he's got a commanding presence. I've talked with both Sam [Koch] and Morgan [Cox], and they speak very highly of him. He's a very capable guy. He seems to be a good pro. This is a very good team with hopes for the playoffs. You want to see a kid like him grow up quick, but Justin has a great support staff around him to help him and manage him."

CBSsports.com's Clark Judge on the Ravens signing free agent and 2012 Pro Bowler WR/RS Jacoby Jones in the offseason:

"Talk about one of the year's most underrated moves. Getting Jones gave the Baltimore Ravens another weapon, with Jones producing his third touchdown off a return Sunday night. At some point, people are just going to stop kicking to the guy."

Assistant head coach/special teams coordinator Jerry Rosburg on P Sam Koch's strong 2012 season:

"Sam has done a remarkable job this year adjusting his style to the game plan. We've played some explosive returners this season, and we went into each game with a plan of how to neutralize, or at least, to some effect, slow down the returners that we're facing. It seems like each week he really modified his game in order to do that. I think it speaks to his technique, and it speaks to his professionalism that whatever it takes to win a game, he wants to do it. Whether it means punting it high or punting it wide, he does it. He has had a great year, and I think the numbers tell that picture as well."

M&T BANK STADIUM QUOTES

Current ESPN Analyst & Former Patriots LB Tedy Bruschi on the Ravens' homefield advantage:

"It was five years ago [in 2007], and I can remember everything – it made that much of an impression. Sometimes when you play in certain venues, you feel the audience. The electricity they have, the energy they're giving the team – you feel that in Baltimore. It's like the fans and the defense are in perfect sync together."

Raiders QB Carson Palmer on playing the Ravens in Baltimore:

"As far as playing against Baltimore, it's always an uphill battle. ... They're still very good at home; their crowd is phenomenal, and they make it a very hostile environment to come in and to try to communicate and play. You have to play great; you can't play OK and go in there and win. You have to go in there and play great for four quarters and put together a complete game if you want to get out of there with a win. It's difficult to do there."



RAVENS POSTSEASON HISTORY

DIVISIONAL PLAYOFF

Ravens 38, Broncos 35 2OT

Sat., Jan. 12, 2013

M&T Bank Stadium

	1	2	3	4	OT	2OT	Total
Baltimore	14	7	7	7	0	3	38
Denver	14	7	7	7	0	0	35

FINAL INDIVIDUAL LEADERS

DENVER

Rushing	ATT	YDS	AVG	LG	TD			
R. Hillman	22	83	3.8	11	0			
Passing	ATT	CMP	YDS	SK/YD	TD	LG	IN	RT
P. Manning	43	28	290	3/17	3	32	2	88.3
Receiving	NO	YDS	AVG	LG	TD			
E. Decker	6	84	14.0	32	0			

BALTIMORE

Rushing	ATT	YDS	AVG	LG	TD			
R. Rice	30	131	4.4	32	1			
Passing	ATT	CMP	YDS	SK/YD	TD	LG	IN	RT
J. Flacco	34	18	331	1/7	3	70	0	116.2
Receiving	NO	YDS	AVG	LG	TD			
A. Boldin	6	71	11.8	19	0			

In what became the fourth-longest game in NFL history, the Ravens outlasted the Broncos, 38-35, in double overtime, in a thrilling victory that will go down as one of the greatest wins in franchise history. Rookie K Justin Tucker's 47-yard field goal in the second overtime period sent Baltimore into the AFC Championship for the second-straight season. The Ravens tied the game at 35 with :31 remaining in regulation on a QB Joe Flacco-to-WR Jacoby Jones 70-yard TD toss. Denver opened the scoring on a RS Trindon Holliday 90-yard punt return for a TD, but the Ravens answered back on their next possession with a 59-yard WR Torrey Smith TD catch, tying the game at 7. On the Broncos' first offensive possession, CB Corey Graham secured his first of 2 INTs off QB Peyton Manning, racing 39 yards to the end zone to give the Ravens a 14-7 lead. Manning's 15-yard toss to WR Brandon Stokley tied the game at 14 at the end of the first quarter. Denver took the lead, 21-14, after Manning hit RB Knowshon Moreno with a 14-yard TD strike. But, the Ravens tied the game just before the half on a spectacular grab by a leaping Smith for a 32-yard TD. Holliday scored another special teams TD, this time on a 104-yard KOR to open the second half, but Baltimore tied the game again on a RB Ray Rice 1-yard TD run at the end of the third period. Manning connected with WR Demaryius Thomas for a 17-yard TD midway through the fourth, giving Denver a 35-28 lead. Graham intercepted Manning near the end of the first overtime, setting up the Tucker game-winner. Baltimore has now reached the AFC Championship in three of the last five years, with John Harbaugh becoming the first head coach in NFL history (since 1970 merger) to reach three conference title games in his first five seasons.



CB Corey Graham returned the first of his 2 INTs off QB Peyton Manning 39 yards for a touchdown.



QB Joe Flacco, who posted a playoff franchise-best 331 passing yards and 3 TDs, led the Ravens to the thrilling victory.



WR Jacoby Jones caught a spectacular 70-yard TD pass from QB Joe Flacco with :31 remaining in regulation, sending the game to overtime.



Rookie K Justin Tucker kicked the game-winning 47-yard field goal in double overtime, sending the Ravens to their second-straight AFC Championship game.



RAVENS POSTSEASON HISTORY

WILD CARD PLAYOFF Ravens 24, Colts 9

Sun., Jan. 6, 2013
M&T Bank Stadium

	1	2	3	4	Total
Indianapolis	0	6	3	0	9
Baltimore	0	10	7	7	24

FINAL INDIVIDUAL LEADERS

INDIANAPOLIS

Rushing	ATT	YDS	AVG	LG	TD			
V. Ballard	22	91	4.1	24	0			
Passing	ATT	CMP	YDS	SK/YD	TD	LG	IN	RT
A. Luck	54	28	288	3/21	0	25	1	59.8
Receiving	NO	YDS	AVG	LG	TD			
R. Wayne	9	114	12.7	20	0			

BALTIMORE

Rushing	ATT	YDS	AVG	LG	TD			
B. Pierce	13	103	7.9	43	0			
Passing	ATT	CMP	YDS	SK/YD	TD	LG	IN	RT
J. Flacco	23	12	282	1/13	2	50	0	125.6
Receiving	NO	YDS	AVG	LG	TD			
A. Boldin	5	145	29.0	50	1			

Before a sellout M&T Bank Stadium crowd that celebrated and saluted LB Ray Lewis in his final home game, the Ravens held the Colts without a touchdown, winning 24-9. Lewis, in his 17th and final season after being a first-round pick of the Ravens in 1996, finished with 13 tackles and a pass defended in his first game since tearing his triceps on Oct. 14. After a scoreless first quarter, Baltimore scored first on a 23-yard K Justin Tucker field goal. The Colts' Adam Vinatieri matched that with a 47-yarder before Ravens FB Vonta Leach made it 10-3 on a 2-yard touchdown power play. Vinatieri's 52-yarder with 50 seconds left in the second quarter made the score 10-6 at the half. QB Joe Flacco, who averaged 23.5 yards per completion in the game, hit TE Dennis Pitta with a 20-yard TD to extend the Ravens' lead to 17-6. Vinatieri's 26-yard FG at the end of the third quarter made it 17-9. The Ravens put the game away when Flacco hit WR Anquan Boldin with an 18-yard TD throw to create the final margin of 24-9. Boldin set a Ravens' playoff record with 145 receiving yards (5 catches). Rookie RB Bernard Pierce, whose 43-yard run set up Baltimore's final TD, rushed for 103 yards on 13 carries (7.9 avg.) RB Ray Rice added 70 yards on 15 carries, helping the Ravens to 172 rushing yards. Rice also had a 47-yard catch and run to set up the game's first TD. Colts rookie QB Andrew Luck threw 54 times, completing 28 for 288 yards with an interception, but could not lead his team to the end zone. WR Reggie Wayne caught 9 for 114, and WR T.Y. Hilton grabbed 8 for 66 more. The Colts did dominate time of possession, holding the ball 37:32 of the game.

AFC CHAMPIONSHIP Patriots 23, Ravens 20

Sun., Jan. 22, 2012
Gillette Stadium

	1	2	3	4	Total
Baltimore	0	10	10	0	20
New England	3	10	3	7	23

FINAL INDIVIDUAL LEADERS

BALTIMORE

Rushing	ATT	YDS	AVG	LG	TD			
R. Rice	21	67	3.2	12	0			
Passing	ATT	CMP	YDS	SK/YD	TD	LG	IN	RT
J. Flacco	36	22	306	3/24	2	42	1	95.4
Receiving	NO	YDS	AVG	LG	TD			
A. Boldin	6	101	16.8	37	0			

NEW ENGLAND

Rushing	ATT	YDS	AVG	LG	TD			
B. Green-Ellis	15	68	4.5	13	1			
Passing	ATT	CMP	YDS	SK/YD	TD	LG	IN	RT
T. Brady	36	22	239	1/5	0	23	2	57.5
Receiving	NO	YDS	AVG	LG	TD			
A. Hernandez	7	66	9.4	17	0			

The Ravens' Super Bowl hopes came to a devastating end in New England with a 23-20 loss at New England. It came down to Baltimore's final drive in the fourth quarter, when the Ravens had a chance to win or tie the game. But, a Joe Flacco-to-Lee Evans pass fell incomplete, and K Billy Cundiff's last-second 32-yard FG attempt sailed wide left, sealing the victory for New England. The Patriots opened the scoring with a 29-yard K Stephen Gostkowski FG on their second drive of the first quarter. On NE's next possession, CB Lardarius Webb intercepted QB Tom Brady, and the Ravens tied the game early in the second quarter with a 20-yard FG. The Pats answered with a 7-yard RB BenJarvus Green-Ellis TD run, but on their next possession, the Ravens tied the game again with a 6-yard Flacco-to-TE Dennis Pitta TD. The Patriots led 13-10 at the half after the Ravens held them to another FG (35). The Patriots settled again for a 24-yard FG on New England's opening drive of the third quarter, making the score 16-10. Baltimore took the lead (17-16) for the first time in the game when WR Torrey Smith caught a Flacco pass and raced 29 yards down the sideline and dove for the pylon. Baltimore forced a fumble on the ensuing kickoff and capitalized with a 39-yard FG, making the score 20-16. But, Brady, who was intercepted twice, dove on a fourth-and-inches play at the goal-line in the fourth quarter making the score 23-20, which ended up being the final margin. Flacco completed 22 of 36 passes for a franchise-playoff-record 306 yards and 2 TDs. The Ravens set a playoff franchise record with 398 yards of total offense.

DIVISIONAL PLAYOFF Ravens 20, Texans 13

Sun., Jan. 15, 2012
M&T Bank Stadium

	1	2	3	4	Total
Houston	3	10	0	0	13
Baltimore	17	0	0	3	20

FINAL INDIVIDUAL LEADERS

HOUSTON

Rushing	ATT	YDS	AVG	LG	TD			
A. Foster	27	132	4.9	28	1			
Passing	ATT	CMP	YDS	SK/YD	TD	LG	IN	RT
T. Yates	35	17	184	0/0	0	19	3	28.8
Receiving	NO	YDS	AVG	LG	TD			
A. Johnson	8	111	13.9	19	0			

BALTIMORE

Rushing	ATT	YDS	AVG	LG	TD			
R. Rice	21	60	2.9	9	0			
Passing	ATT	CMP	YDS	SK/YD	TD	LG	IN	RT
J. Flacco	27	14	176	5/36	2	30	0	97.1
Receiving	NO	YDS	AVG	LG	TD			
A. Boldin	4	73	18.3	28	1			

The Ravens forced 4 Texans turnovers, jumped to a 17-3 first-quarter lead and won, 20-13, in a Divisional Round showdown. Baltimore, the AFC North champion, turned 2 first-quarter Houston turnovers into TDs on its way to topping the AFC South champions. After the Texans took a 3-0 lead on a 40-yard K Neil Rackers' field goal – set up by S Danieal Manning's game-opening 60-yard kickoff return – the Ravens scored 17 consecutive points. CB Jimmy Smith's FR of WR Jacoby Jones' attempted punt return gave the Ravens the ball at the Texans' 2. QB Joe Flacco then hit TE Kris Wilson with a 1-yard TD toss. After a 48-yard K Billy Cundiff FG, CB Lardarius Webb stole a QB T.J. Yates pass at the Houston 34. Flacco followed with a 10-yard TD to WR Anquan Boldin for the 17-3 lead. The Texans made it 17-13 at the half after scoring twice in the second quarter: Rackers' 33-yard FG and a 1-yard RB Arian Foster TD run. Cundiff's 44-yard FG provided the final margin in the fourth quarter. A Texans comeback was stopped with 1:51 left in the game on S Ed Reed's INT. Webb grabbed 2 INTs as the Ravens held Yates to a 28.8 QB rating. Flacco was 14 of 27 for 176 (97.1 rating). Foster was impressive, rushing 27 times for 132 yards, while Texans WR Andre Johnson caught 8 for 111. Foster became the first player to rush for over 100 yards against the Ravens in the postseason.



RAVENS POSTSEASON HISTORY

DIVISIONAL PLAYOFF Steelers 31, Ravens 24

Sat., Jan. 15, 2011
Heinz Field

	1	2	3	4	Total
Baltimore	14	7	0	3	24
Pittsburgh	7	0	14	10	31

The Ravens had their playoff run stopped in Pittsburgh with a 31-24 loss to the division rival Steelers. Three third-quarter turnovers proved too costly, and Baltimore couldn't convert a crucial fourth-down pass late in the fourth quarter, sealing the victory for Pittsburgh. After a RB Rashard Mendenhall 1-yard TD run on the Steelers' opening possession, the Ravens scored 21 unanswered points for a 21-7 halftime lead. RB Ray Rice opened the scoring for Baltimore with a 14-yard rushing TD, the third-longest run against Pittsburgh all year. Two plays later, QB Ben Roethlisberger was dropped by OLB Terrell Suggs, who had 3 sacks, and fumbled. The ball was thought to be an incomplete pass, but no whistle blew, and DE Cory Redding picked up the football and ran untouched into the end zone. The Ravens capitalized on another fumble in the second quarter, when LB Dannell Ellerbe popped Mendenhall on Pittsburgh's 16-yard line, and S Ed Reed recovered. That led to a 4-yard pass from QB Joe Flacco to TE Todd Heap for a score. The Ravens nearly took a fourth-quarter lead when CB/RS Lardarius Webb returned a punt 55 yards for a TD, but it was called back by a holding penalty on WR Marcus Smith. Baltimore had to settle for a 24-yard Billy Cundiff FG to knot the score again. Pittsburgh connected for a 58-yard pass play on third-and-19 late in the fourth, which led to the game-winning Mendenhall TD.

FINAL INDIVIDUAL LEADERS

BALTIMORE

Rushing	ATT	YDS	AVG	LG	TD			
R. Rice	12	32	2.7	14	1			
Passing	ATT	CMP	YDS	SK/YD	TD	LG	IN	RT
J. Flacco	30	16	125	5/34	1	21	1	61.1
Receiving	NO	YDS	AVG	LG	TD			
R. Rice	7	32	4.6	8	0			

PITTSBURGH

Rushing	ATT	YDS	AVG	LG	TD			
R. Mendenhall	20	46	2.3	14	2			
Passing	ATT	CMP	YDS	SK/YD	TD	LG	IN	RT
B. Roethlisberger	32	19	226	6/34	2	58	0	101.8
Receiving	NO	YDS	AVG	LG	TD			
H. Miller	5	39	7.8	13	1			

WILD CARD PLAYOFF Ravens 30, Chiefs 7

Sun., Jan. 9, 2011
New Arrowhead Stadium

	1	2	3	4	Total
Baltimore	3	7	13	7	30
Kansas City	7	0	0	0	7

The Ravens beat the host Chiefs, 30-7, in the Wild Card Playoff round at New Arrowhead Stadium. Baltimore's offense set team playoff marks for total yards (390), passing yards (248) and first downs (26), while the defense turned over Kansas City five times, limiting the Chiefs to just 161 yards and 1-of-8 on third down. After taking a 3-0, first-quarter lead, the Ravens fell behind (7-3) on a 41-yard RB Jamaal Charles touchdown sprint. Baltimore took a 10-7 halftime lead when RB Ray Rice caught a 9-yard TD pass from QB Joe Flacco with 19 seconds left in the second quarter. K Billy Cundiff added 2 more FGs (29 and 29 yards), and Flacco threw a 4-yard TD toss to WR Anquan Boldin for a 23-7, third-quarter advantage. RB Willis McGahee added a 25-yard TD run in the fourth quarter for the Ravens' final TD. TE Todd Heap was spectacular, catching a career-high 10 passes (108 yards). Boldin and Rice each caught 5 passes, helping Flacco complete 25 of 34 for 265 yards, 2 TDs and a 115.4 QB rating. The Ravens became the NFL's only team to advance to the Divisional round and win a playoff game each of the last three seasons. Baltimore allowed the third-fewest total yards (161) in franchise postseason history, while the 53 net passing yards allowed set a Ravens' record (14th fewest in NFL postseason history). The Ravens' 5 take-aways also tied a team playoff record. Baltimore held the ball for 41:44 in the victory.

FINAL INDIVIDUAL LEADERS

BALTIMORE

Rushing	ATT	YDS	AVG	LG	TD			
R. Rice	17	57	3.4	14	0			
Passing	ATT	CMP	YDS	SK/YD	TD	LG	IN	RT
J. Flacco	34	25	265	4/17	2	28	0	115.4
Receiving	NO	YDS	AVG	LG	TD			
T. Heap	10	108	10.8	21	0			

KANSAS CITY

Rushing	ATT	YDS	AVG	LG	TD			
J. Charles	9	82	9.1	41	1			
Passing	ATT	CMP	YDS	SK/YD	TD	LG	IN	RT
M. Cassel	18	9	70	3/17	0	22	3	20.4
Receiving	NO	YDS	AVG	LG	TD			
D. McCluster	4	17	4.3	8	0			

DIVISIONAL PLAYOFF Colts 20, Ravens 3

Sat., Jan. 16, 2010
Lucas Oil Stadium

	1	2	3	4	Total
Baltimore	3	0	0	0	3
Indianapolis	3	14	0	3	20

The Ravens' playoff run came to a halt at Lucas Oil Stadium in Indianapolis with a 20-3 defeat to the Colts. Baltimore turned the ball over 4 times, including 2 INTs by Joe Flacco and 2 costly fumbles. The game was tied at 3 until late in the 2nd quarter, but future Hall of Fame QB Peyton Manning drove the Colts and scored on a 10-yard TD pass to rookie WR Austin Collie just before the 2-minute warning. The Ravens went 3-and-out in the next series, which gave Manning enough time to maneuver 64 yards on 8 plays for another 7 points. That score came on a 2nd TD toss, this time to WR Reggie Wayne (3 yards) with 3 seconds remaining, giving the Colts a 17-3 halftime lead. After the Colts opened the game on an opening-drive FG by former Ravens K Matt Stover (44 yards), current Ravens K Billy Cundiff connected on his only FGA (25 yards) on Baltimore's 1st possession of the game, tying the contest at 3. Neither team could score on their next few drives, until the Manning-to-Collie TD near the end of the 2nd quarter. In the 2nd half, the Ravens were unable to move the ball well against a formidable Colts' defense. A 4th-quarter RB Ray Rice fumble and 2 Flacco INTs in Baltimore's final 2 possessions sealed the Ravens' fate. The Ravens' 5th-ranked rush defense held the Colts to 42 rushing yards in the loss. S Ed Reed recorded his 7th INT in 7 career postseason games when he picked off Manning in the 3rd quarter.

FINAL INDIVIDUAL LEADERS

BALTIMORE

Rushing	ATT	YDS	AVG	LG	TD			
R. Rice	13	67	5.2	20	0			
Passing	ATT	CMP	YDS	SK/YD	TD	LG	IN	RT
J. Flacco	35	20	189	1/6	0	27	2	48.4
Receiving	NO	YDS	AVG	LG	TD			
R. Rice	9	60	6.7	26	0			

INDIANAPOLIS

Rushing	ATT	YDS	AVG	LG	TD			
J. Addai	11	23	2.1	7	0			
Passing	ATT	CMP	YDS	SK/YD	TD	LG	IN	RT
P. Manning	44	30	246	2/13	2	20	1	87.9
Receiving	NO	YDS	AVG	LG	TD			
R. Wayne	8	63	7.9	12	1			



RAVENS POSTSEASON HISTORY

WILD CARD PLAYOFF Ravens 33, Patriots 14

Sun., Jan. 10, 2010

Gillette Stadium

	1	2	3	4	Total
Baltimore	24	0	3	6	33
New England	0	7	7	0	14

RB Ray Rice ran 83 yards for a touchdown on the 1st play from scrimmage, and the Ravens never looked back in the 33-14 Wild Card victory at New England. And that wasn't all that Baltimore did in the 1st quarter of its one-sided thumping of the Patriots. Three QB Tom Brady turnovers helped the Ravens push to a 24-0, 1st-period lead. Brady's 1st miscue came when OLB Terrell Suggs stripped the Pats' QB of the ball and recovered the fumble, which led to a FB Le'Ron McClain 1-yard TD. CB Chris Carr then intercepted Brady, setting up Rice's 2nd TD (1-yard rush). S Ed Reed intercepted another Brady pass that was followed by a 27-yard Billy Cundiff field goal. A misplayed punt in the 2nd quarter gave the Patriots the start of their lone 1st-half TD (Brady to WR Julian Edelman, 6 yards). Another Brady INT set up a 3rd-quarter Cundiff FG (23 yards). A 2nd Brady-to-Edelman TD (1 yard) made the score 27-14 after 3 quarters. RB Willis McGahee finished the scoring with a 3-yard TD in the final period. The Ravens rushed 52 times for 234 yards, including 159 (22 carries) by Rice. QB Joe Flacco threw just 10 passes, completing 4. Brady, who was sacked 3 times, was 23-of-42 for 154 yards with a lost fumble and 3 INTs. The Ravens' victory over New England was the Pats' 1st postseason loss at home since 1978, snapping a streak of 11 consecutive playoff wins at home.

FINAL INDIVIDUAL LEADERS

BALTIMORE

Rushing	ATT	YDS	AVG	LG	TD			
R. Rice	22	159	7.2	83	2			
Passing	ATT	CMP	YDS	SK/YD	TD	LG	IN	RT
J. Flacco	10	4	34	0/0	0	17	1	10.0
Receiving	NO	YDS	AVG	LG	TD			
M. Clayton	1	17	17.0	17	0			

NEW ENGLAND

Rushing	ATT	YDS	AVG	LG	TD			
K. Faulk	14	52	3.7	9	0			
Passing	ATT	CMP	YDS	SK/YD	TD	LG	IN	RT
T. Brady	42	23	154	3/22	2	24	3	49.1
Receiving	NO	YDS	AVG	LG	TD			
J. Edelman	6	44	7.3	24	2			

AFC CHAMPIONSHIP Steelers 23, Ravens 14

Sun., Jan. 18, 2009

Heinz Field

	1	2	3	4	Total
Baltimore	0	7	0	7	14
Pittsburgh	6	7	3	7	23

It was a battle of the NFL's top 2 defenses, and Baltimore fought through multiple injuries. S Daren Stone suffered a concussion on the opening kickoff, but returned in the 2nd half. CBs Frank Walker (dislocated shoulder) and Corey Ivy both left briefly before returning. However, RB Willis McGahee was carted off in the 4th quarter because of a helmet-to-helmet shot from S Ryan Clark. After not committing a TO in his 1st 2 playoff games, QB Joe Flacco threw 3 INTs and lost a fumble. Pittsburgh took a 13-0 lead on 2 Jeff Reed FGs and a 65-yard TD pass from QB Ben Roethlisberger to WR Santonio Holmes. S Jim Leonhard returned a punt 45 yards to the Steelers' 17, which – along with a pass interference call in the end zone – set up McGahee's 3-yard TD run in the 2nd quarter. After another Reed FG, McGahee pulled the Ravens within 2 (16-14 in the 4th quarter) with his 2nd TD. A botched punt from Pittsburgh's P Mitch Berger gave Baltimore the ball at midfield, and another end zone pass interference call led to McGahee's 1-yard TD run. On their ensuing series, the Ravens drove for a go-ahead score, but S Troy Polamalu jumped in front of WR Derrick Mason with 4:24 left and raced 40 yards to paydirt with Flacco's 2nd INT. His last INT – on an attempt over the middle to RB Ray Rice – sealed the outcome with 1:11 remaining.

FINAL INDIVIDUAL LEADERS

BALTIMORE

Rushing	ATT	YDS	AVG	LG	TD			
W. McGahee	20	60	3.0	14	2			
Passing	ATT	CMP	YDS	SK/YD	TD	LG	IN	RT
J. Flacco	30	13	141	3/16	0	22	3	18.2
Receiving	NO	YDS	AVG	LG	TD			
R. Rice	3	43	14.3	22	0			

PITTSBURGH

Rushing	ATT	YDS	AVG	LG	TD			
W. Parker	24	47	2.0	7	0			
Passing	ATT	CMP	YDS	SK/YD	TD	LG	IN	RT
B. Roethlisberger	33	16	255	4/32	1	65	0	84.8
Receiving	NO	YDS	AVG	LG	TD			
H. Miller	3	62	20.7	30	0			

DIVISIONAL PLAYOFF Ravens 13, Titans 10

Sat., Jan. 10, 2009

LP Field

	1	2	3	4	Total
Baltimore	7	0	0	6	13
Tennessee	7	0	0	3	10

Two fierce defenses were featured in this hard-fought battle. It wasn't until K Matt Stover's 43-yard FG with :53 left that the outcome was decided. To get there, QB Joe Flacco, who became the NFL's 1st rookie QB to win 2 playoff games, led a 9-play, 51-yard drive to set up the clinching kick. On their 1st drive, Titans Pro Bowl RB Chris Johnson took a short pass from Kerry Collins in the left flat for a 28-yard gain. Johnson then scored on an 8-yard TD run. On the ensuing series, Flacco hit WR Derrick Mason for a 48-yard TD bomb. Just before the 1st half ended, Tennessee marched to the Ravens' 22-yard line, but RB LenDale White was stripped by LB Jarret Johnson, and the Ravens recovered. The Titans tried a 51-yard FG on 4th down instead of punting in the 3rd, and K Rob Bironas pushed it WL. In the 4th, Stover hit a 21-yard FG to make it 10-7. Later, Titans TE Alge Crumpler fumbled on the Ravens' 6-yard line. Tennessee tied the game again after stopping the Ravens and then scored on Bironas' 27-yard FG. The Ravens made the most of their last possession. Flacco completed a 23-yard pass to TE Todd Heap on a critical 3rd-and-2. RB Willis McGahee then made an 11-yard run, and Flacco found WR Mark Clayton for 8 yards to pull within Stover's range. With less than 1:00 remaining, Collins completed 1 pass, but his last 3 attempts fell to the turf.

FINAL INDIVIDUAL LEADERS

BALTIMORE

Rushing	ATT	YDS	AVG	LG	TD			
W. McGahee	12	32	2.7	11	0			
Passing	ATT	CMP	YDS	SK/YD	TD	LG	IN	RT
J. Flacco	22	11	161	0/0	1	48	0	89.4
Receiving	NO	YDS	AVG	LG	TD			
D. Mason	5	78	15.6	48	1			

TENNESSEE

Rushing	ATT	YDS	AVG	LG	TD			
C. Johnson	11	72	6.5	32	1			
Passing	ATT	CMP	YDS	SK/YD	TD	LG	IN	RT
K. Collins	42	26	281	1/6	0	28	1	71.6
Receiving	NO	YDS	AVG	LG	TD			
J. Gage	10	135	13.5	24	0			



RAVENS POSTSEASON HISTORY

WILD CARD PLAYOFF Ravens 27, Dolphins 9 Sun., Jan. 4, 2009 Dolphin Stadium

	1	2	3	4	Total
Baltimore	3	10	7	7	27
Miami	3	0	0	6	9

The Ravens forced 5 turnovers from the Dolphins, who had tied an NFL record with only 13 giveaways in 2008. S Ed Reed snared 2 INTs from QB Chad Pennington, who only threw 7 INTs in the regular season. Reed took his 1st 64 yards for a TD, the 12th score of his career. Both teams traded FGs before the INTs began accumulating. At 8:56 in the 2nd quarter, S Jim Leonhard returned the 1st theft of the day 20 yards to Miami's 45-yard line, but the Ravens punted after a 3-and-out. On the following series, Reed ran under a rainbow from Pennington and weaved 64 yards for the TD. Baltimore added another K Matt Stover FG (31 yards) before the 1st half ended. CB Fabian Washington posted the 3rd INT just after halftime, which resulted in another Ravens 3-and-out. But DT Marques Douglas stripped RB Patrick Cobbs to end the Dolphins' ensuing drive, and LB Terrell Suggs recovered on Miami's 19-yard line. Four plays later, FB Le'Ron McClain, scored from 8 yards out. Reed continued to terrorize Pennington, who drove to Baltimore's 15-yard line when Reed grabbed his 2nd INT at the 8-yard line in the 3rd. The Dolphins closed the margin with a 5-play drive culminating in a TD pass to RB Ronnie Brown, but it wasn't enough to overcome the deficit. The Ravens' offense put the margin out of reach when a 71-yard drive ended with a 5-yard scoring run from QB Joe Flacco.

FINAL INDIVIDUAL LEADERS

BALTIMORE

Rushing	ATT	YDS	AVG	LG	TD			
L. McClain	19	75	3.9	11	1			
Passing	ATT	CMP	YDS	SK/YD	TD	LG	IN	RT
J. Flacco	23	9	135	0/0	0	31	0	59.1
Receiving	NO	YDS	AVG	LG	TD			
D. Mason	4	71	17.8	31	0			

MIAMI

Rushing	ATT	YDS	AVG	LG	TD			
R. Brown	12	19	1.6	6	0			
Passing	ATT	CMP	YDS	SK/YD	TD	LG	IN	RT
C. Pennington	38	25	252	3/28	1	45	4	53.7
Receiving	NO	YDS	AVG	LG	TD			
R. Brown	6	43	7.2	23	1			

DIVISIONAL PLAYOFF Colts 15, Ravens 6 Sat., Jan. 13, 2007 M&T Bank Stadium

	1	2	3	4	Total
Indianapolis	6	3	3	3	15
Baltimore	0	3	0	3	6

Despite holding the high-powered Colts' passing attack to only 161 yards, intercepting Peyton Manning twice, and keeping the AFC's top-ranked offense out of the end zone, the Ravens were kicked out of the race to Super Bowl XLI, 15-6. K Adam Vinatieri booted 5 FGs, while Baltimore could only muster 2 in the difficult loss. Steve McNair finished 18-of-29 (173 yards) with a 62.1 completion percentage, the highest in team single-game postseason history. Even though McNair out-dueled Manning, who went 15-of-30 for 170 yards (39.6 rating), the Ravens couldn't bounce back from McNair's 2 INTs. Coming off a 40-yard FG from K Matt Stover that opened the 2nd period, S Ed Reed got his hands on a Manning pass less than a minute later. Down 6-3, McNair drove to the Colts' 4, but was picked off in the end zone. The Baltimore defense came up big, as usual. Each time Manning would march into Ravens territory, the unit clamped down, forcing 5 FGs. The Ravens pressured Manning all game but only managed 1 sack. On another day, this defensive effort might have been enough to defeat the Colts, but this January evening proved to be a different story for the Ravens.

FINAL INDIVIDUAL LEADERS

INDIANAPOLIS

Rushing	ATT	YDS	AVG	LG	TD			
D. Rhodes	14	56	4.0	25	0			
Passing	ATT	CMP	YDS	SK/YD	TD	LG	IN	RT
P. Manning	30	15	170	1/9	0	27	2	39.6
Receiving	NO	YDS	AVG	LG	TD			
R. Wayne	5	51	10.2	19	0			

BALTIMORE

Rushing	ATT	YDS	AVG	LG	TD			
J. Lewis	13	53	4.1	18	0			
Passing	ATT	CMP	YDS	SK/YD	TD	LG	IN	RT
S. McNair	29	18	173	2/12	0	23	2	49.9
Receiving	NO	YDS	AVG	LG	TD			
M. Clayton	6	73	12.2	21	0			

WILD CARD PLAYOFF Titans 20, Ravens 17 Sat., Jan. 3, 2004 M&T Bank Stadium

	1	2	3	4	Total
Tennessee	7	0	7	6	20
Baltimore	7	3	0	7	17

The AFC North Division champion Baltimore Ravens, the youngest team in the 2003 playoffs, lost a hard-fought 20-17 decision to Tennessee in the Wild Card matchup. The game was decided on K Gary Anderson's 46-yard FG with 29 seconds left in the game. The kick came only minutes after the Ravens rallied to tie the contest, thanks to a 9-play, 71-yard journey that ended with a 35-yard TD pass from QB Anthony Wright to TE Todd Heap. On the Titans' ensuing possession, CB Chris McAlister picked off Titans QB Steve McNair, and the Ravens were poised to forge ahead. However, Tennessee held Baltimore's offense to a 3-and-out, and McNair moved the Titans into FG range. Anderson, who also kicked a 45-yarder earlier in the 4th quarter, did the rest. The Ravens intercepted McNair 3 times, including a S Will Demps pick which he returned a postseason franchise-record 56 yards for a TD. K Matt Stover's 43-yard FG in the 2nd quarter put Baltimore ahead 10-7 at halftime, but the Ravens came up just short.

FINAL INDIVIDUAL LEADERS

TENNESSEE

Rushing	ATT	YDS	AVG	LG	TD			
E. George	25	88	3.5	13	0			
Passing	ATT	CMP	YDS	SK/YD	TD	LG	IN	RT
S. McNair	23	14	159	0/0	1	49	3	56.5
Receiving	NO	YDS	AVG	LG	TD			
D. Mason	3	28	9.3	13	0			

BALTIMORE

Rushing	ATT	YDS	AVG	LG	TD			
J. Lewis	14	35	2.5	8	0			
Passing	ATT	CMP	YDS	SK/YD	TD	LG	IN	RT
A. Wright	37	20	214	2/13	1	35	2	57.7
Receiving	NO	YDS	AVG	LG	TD			
T. Taylor	7	82	11.7	30	0			



RAVENS POSTSEASON HISTORY

DIVISIONAL PLAYOFF Steelers 27, Ravens 10

Sun., Jan. 20, 2002
Heinz Field

	1	2	3	4	Total
Baltimore	0	3	7	0	10
Pittsburgh	10	10	0	7	27

The Ravens' string of consecutive playoff wins was stopped at 5, as the top-seeded Pittsburgh Steelers defeated the defending Super Bowl champs, 27-10. Baltimore's lone TD came in the 3rd quarter when WR/RS Jermaine Lewis raced for an NFL postseason-record 88-yard punt return for a TD to make the score 20-10. But, the Steelers iced the game by driving 83 yards on 12 plays that took almost 6 minutes off the clock, scoring the game's final TD on a Kordell Stewart-to-Plaxico Burress 32-yard pass. The Steelers' defense limited the Ravens to just 7 1st downs, 150 total net yards (including only 22 rushing yards) and forced 4 turnovers (including 3 INTs of QB Elvis Grbac). LB Chad Scott picked off Grbac on his 1st pass attempt and returned the ball 19 yards to the Ravens' 43. Early on, the Steelers managed only a FG by K Kris Brown for a quick 3-0 lead. After forcing a Ravens' punt that gave Pittsburgh possession at the 49-yard line, Stewart led his troops on a 7-play, 51-yard drive that was capped by a 1-yard run from RB Amos Zereoue for a 10-0 Steelers lead. The Steelers scored 10 points in the 2nd quarter on another Zereoue 1-yard run and a 46-yard boot by Brown to extend their lead to 20-0.

FINAL INDIVIDUAL LEADERS

BALTIMORE

Rushing	ATT	YDS	AVG	LG	TD			
T. Allen	4	11	2.8	6	0			
Passing	ATT	CMP	YDS	SK/YD	TD	LG	IN	RT
E. Grbac	37	18	153	3/25	0	27	3	26.1
Receiving	NO	YDS	AVG	LG	TD			
S. Sharpe	5	56	11.2	27	0			

PITTSBURGH

Rushing	ATT	YDS	AVG	LG	TD			
A. Zereoue	24	63	2.6	12	2			
Passing	ATT	CMP	YDS	SK/YD	TD	LG	IN	RT
K. Stewart	22	12	154	2/11	1	32	1	72.9
Receiving	NO	YDS	AVG	LG	TD			
P. Burress	5	84	16.8	32	1			

WILD CARD PLAYOFF Ravens 20, Dolphins 3

Sat., Jan. 13, 2002
Pro Player Stadium

	1	2	3	4	Total
Baltimore	0	7	7	6	20
Miami	3	0	0	0	3

The Ravens dominated the Miami Dolphins, 20-3, and became the only team in NFL history to win their 1st 5 postseason games. Miami's only points came on an Olindo Mare 33-yard FG after the Ravens' WR/RS Jermaine Lewis fumbled the opening kickoff. After Miami jumped to the quick 3-0 lead, the Ravens started a 90-yard drive with 4 passes in 5 plays, and then 11 runs on the next 12 plays, ending with a Terry Allen 4-yard TD burst. Neither team scored again in the 1st half. Miami P Matt Turk placed a punt at the Ravens' 1-yard line midway through the 3rd quarter, but QB Elvis Grbac hit WR Travis Taylor on a 4-yard TD to cap a 99-yard drive. Taylor helped set up his own TD with a 45-yard grab from Grbac on 3rd-and-1, and a 15-yard reverse on a 2nd-and-6. LB Peter Boulware forced a Jay Fiedler fumble that was recovered by DT Sam Adams early in the 4th quarter, which led to a Matt Stover 35-yard FG for a 17-3 lead. On Miami's next possession, CB Duane Starks intercepted Fiedler's pass that bounced off the shoulder of WR James McKnight to thwart a Dolphins' scoring threat and set up Stover's 2nd FG.

FINAL INDIVIDUAL LEADERS

BALTIMORE

Rushing	ATT	YDS	AVG	LG	TD			
T. Allen	25	109	4.4	13	1			
Passing	ATT	CMP	YDS	SK/YD	TD	LG	IN	RT
E. Grbac	18	12	133	1/12	1	45	0	106.9
Receiving	NO	YDS	AVG	LG	TD			
S. Sharpe	4	23	5.8	11	0			

MIAMI

Rushing	ATT	YDS	AVG	LG	TD			
J. Fiedler	3	16	5.3	8	0			
Passing	ATT	CMP	YDS	SK/YD	TD	LG	IN	RT
J. Fiedler	28	15	122	3/17	0	20	1	50.0
Receiving	NO	YDS	AVG	LG	TD			
D. Ward	5	55	11.0	19	0			

SUPER BOWL XXXV Ravens 34, Giants 7

Sun., Jan. 28, 2001
Raymond James Stadium



	1	2	3	4	Total
Baltimore	7	3	14	10	34
New York	0	0	7	0	7

The Ravens won Super Bowl XXXV with a 34-7 victory over the New York Giants. The Ravens allowed the Giants just 152 total net yards (3rd-fewest in Super Bowl history), and NY crossed midfield just twice. Baltimore's "D" tied a Super Bowl record with 4 INTs. The Ravens also became just the 3rd Super Bowl team in NFL history to not commit a turnover. Baltimore opened the scoring with a Trent Dilfer-to-Brandon Stokley 38-yard TD. Ravens K Matt Stover kicked a 47-yard FG with 1:48 left in the 2nd quarter. CB Duane Starks put Baltimore ahead 17-0 in the 3rd quarter when he raced 49 yards after an INT. On the kick-off, Giants RS Ronnie Dixon raced 97 yards to put the Giants on the board, 17-7. Not to be outdone, Baltimore's WR/RS Jermaine Lewis took the Giants' ensuing kickoff and tight-roped down the Ravens' sideline for an 84-yard TD. The 3 scores in 3 consecutive plays set a Super Bowl record, and the back-to-back KOR-TDs were also a record. RB Jamal Lewis (27 carries for 102 yards) scored from 3 yards out on a play that was reviewed and upheld by instant replay to give the Ravens a 31-7 lead. Stover kicked his 2nd FG to complete the scoring with 5:27 on the clock.

FINAL INDIVIDUAL LEADERS

BALTIMORE

Rushing	ATT	YDS	AVG	LG	TD			
Ja. Lewis	27	102	3.8	19	1			
Passing	ATT	CMP	YDS	SK/YD	TD	LG	IN	RT
T. Dilfer	25	12	153	3/20	1	44	0	80.9
Receiving	NO	YDS	AVG	LG	TD			
B. Stokley	3	52	17.3	38	1			

NEW YORK

Rushing	ATT	YDS	AVG	LG	TD			
T. Barber	11	49	4.5	27	0			
Passing	ATT	CMP	YDS	SK/YD	TD	LG	IN	RT
K. Collins	39	15	112	4/26	0	19	4	7.1
Receiving	NO	YDS	AVG	LG	TD			
T. Barber	6	26	4.3	7	0			



RAVENS POSTSEASON HISTORY

AFC CHAMPIONSHIP Ravens 16, Raiders 3

Sun., Jan. 14, 2001

Network Associates Coliseum

	1	2	3	4	Total
Baltimore	0	10	3	3	16
Oakland	0	0	3	0	3

The Ravens captured the AFC Championship with a 16-3 win over the Oakland Raiders. TE Shannon Sharpe caught an NFL-postseason-record 96-yard catch and run on a 3rd-and-18 from Baltimore's 4 with 11:08 left in the 2nd quarter to open the scoring. On Oakland's next play from scrimmage, DT Tony Siragusa knocked QB Rich Gannon out of the game with a shoulder injury. CB Duane Starks intercepted QB Bobby Hoying's 1st pass to set up a K Matt Stover FG and a 10-0 Baltimore lead. In the 3rd quarter, a QB Trent Dilfer INT led to a K Sebastian Janikowski 24-yard FG to cut the Ravens' lead to 10-3. A Stover 28-yard boot gave the Ravens a 13-3 lead. A fumble by RB Jamal Lewis gave Oakland the ball at the Ravens' 43 near the end of the 3rd quarter, but Starks intercepted Gannon, who had returned to action in the 2nd half. Stover kicked a 21-yarder in the 4th quarter to give the Ravens a 16-3 lead. The Ravens' aggressive defense forced 5 turnovers, limited the Raiders to 191 yards, including 24 rushing yards, and sacked the Raiders' QBs 4 times. Oakland entered the game with the NFL's leading rushing attack.

FINAL INDIVIDUAL LEADERS

BALTIMORE

Rushing	ATT	YDS	AVG	LG	TD			
Ja. Lewis	29	79	2.7	13	0			
Passing	ATT	CMP	YDS	SK/YD	TD	LG	IN	RT
T. Dilfer	18	9	190	2/18	1	96	1	83.1
Receiving	NO	YDS	AVG	LG	TD			
B. Stokley	3	31	10.3	14	0			

OAKLAND

Rushing	ATT	YDS	AVG	LG	TD			
B. Hoying	3	13	4.3	5	0			
Passing	ATT	CMP	YDS	SK/YD	TD	LG	IN	RT
R. Gannon	21	11	80	4/20	0	16	2	22.0
Receiving	NO	YDS	AVG	LG	TD			
T. Brown	5	48	9.6	17	0			

DIVISIONAL PLAYOFF Ravens 24, Titans 10

Sun., Jan. 7, 2001

Adelphia Coliseum

	1	2	3	4	Total
Baltimore	0	7	3	14	24
Tennessee	7	0	3	0	10

The Ravens advanced to the AFC Championship game with a gutsy 24-10 win at Tennessee. The Titans lost only 2 games in 2 years on their home turf – both to the Ravens in 2000. The opportunistic Ravens scored 2 4th-quarter TDs on returns to break a 10-10 tie. S Anthony Mitchell raced 90 yards for a score after DT Keith Washington blocked a 37-yard FG attempt by K Al Del Greco, his 2nd blocked FG of the game. LB Ray Lewis then intercepted a pass by QB Steve McNair and raced 50 yards for a TD to seal the 24-10 win. The Titans opened the game with an 11-play, 68-yard drive that ended with a 2-yard Eddie George rushing TD. The Ravens tied the game, 7-7, when RB Jamal Lewis scored on a 1-yard TD that was set up by TE Shannon Sharpe's 56-yard reception from QB Trent Dilfer. Titans WR Chris Coleman blocked a Kyle Richardson punt, giving Tennessee the ball on the Ravens' 25 with 1:44 left in the half, but Del Greco's 31-yard FGA hit the left upright.

FINAL INDIVIDUAL LEADERS

BALTIMORE

Rushing	ATT	YDS	AVG	LG	TD			
Ja. Lewis	17	47	2.8	14	1			
Passing	ATT	CMP	YDS	SK/YD	TD	LG	IN	RT
T. Dilfer	16	5	117	3/32	0	56	0	58.6
Receiving	NO	YDS	AVG	LG	TD			
Q. Ismail	3	53	17.7	33	0			

TENNESSEE

Rushing	ATT	YDS	AVG	LG	TD			
E. George	27	91	3.4	15	1			
Passing	ATT	CMP	YDS	SK/YD	TD	LG	IN	RT
S. McNair	46	24	176	1/4	0	17	1	52.4
Receiving	NO	YDS	AVG	LG	TD			
E. George	8	52	6.5	10	0			

WILD CARD PLAYOFF Ravens 21, Broncos 3

Sun., Dec. 31, 2000

PSINet Stadium

	1	2	3	4	Total
Denver	0	3	0	0	3
Baltimore	0	14	7	0	21

The Ravens advanced to the AFC Divisional Round with a dominating 21-3 win over the Broncos. Denver entered the game with the NFL's 2nd-ranked offense and a 7-game postseason winning streak, but the Ravens' defense permitted just 1 TD, 177 total net yards and 9 1st downs. The Broncos' 3 points scored were the fewest they've scored since 1992. The Baltimore defense recorded 5 sacks and the Broncos crossed midfield just once during the game. Ravens RB Jamal Lewis scored 2 TDs. Lewis' 1st TD came on a 1-yard dive to complete a 10-play, 75-yard drive. His 2nd score came in the 3rd quarter on a 27-yard burst where he broke 3 tackles. QB Trent Dilfer completed 9 of 14 passes for 130 yards, with 1 TD and no INTs. In the 2nd, Dilfer flipped a swing pass to Lewis, but the ball glanced off him and into the hands of TE Shannon Sharpe, who raced 58 yards down the sideline to give Baltimore a 14-3 halftime lead.

FINAL INDIVIDUAL LEADERS

DENVER

Rushing	ATT	YDS	AVG	LG	TD			
M. Anderson	15	40	2.7	13	0			
Passing	ATT	CMP	YDS	SK/YD	TD	LG	IN	RT
G. Frerotte	28	13	124	4/34	0	24	1	44.3
Receiving	NO	YDS	AVG	LG	TD			
E. McCaffrey	8	75	9.4	16	0			

BALTIMORE

Rushing	ATT	YDS	AVG	LG	TD			
Ja. Lewis	30	110	3.7	27	2			
Passing	ATT	CMP	YDS	SK/YD	TD	LG	IN	RT
T. Dilfer	14	9	130	2/12	1	58	0	118.2
Receiving	NO	YDS	AVG	LG	TD			
Q. Imaill	4	35	8.8	15	0			



HEAD COACH JOHN HARBAUGH MONDAY PRESS CONFERENCE

Opening statement: “Thanks for being here. Appreciate seeing everybody, especially appreciate seeing the guys who are here every week. Thanks. Obviously, [it was] a very exciting, epic football game on Saturday afternoon, and I’m proud of our guys and proud of our team. But now, the focus moves ahead to the next challenge – which is a heck of a challenge in Foxborough – and that’s where all of our attention is at this point.”

You had said at the end of last year that it would take a lot just to get back to this point, let alone with the game. You’re back to this point. How much did it take? (Joe Platania) “It took a lot. I was right. It was a great prediction. It was spot on.” *(laughter)*

But, as far as the ups and downs, the injuries, all that stuff? (Joe Platania) “All that stuff ... I don’t have a list in front of me of all the things that we have been through. A lot of teams go through a lot of things. There are challenges that get you to the point that you are at as a football team and make you who you are – even as a person. And, our guys have handled all those things extremely well. Individually, a lot of our guys – and collectively – have come out of it stronger and better men, and we’re a stronger and better team.”

This is seven of these conference championship games for you as a coach in 15 years. That’s pretty good company (Drew Forrester) “You’re keeping count. That’s good. *(Forrester: “Do you remember the first one?”)* Sure. Who was it against? *(laughter)* They are great experiences. We’ve been blessed enough and fortunate enough to be in a lot of playoff games over the years. We have a lot of guys on our team and a lot of guys on our staff that have been through a lot of these as well. It is a great thing. There’s nothing like the playoffs in the National Football League. I’ve never been in any other sport, so it’s hard to compare it to a seven-game series or something like that. But, it would be hard to imagine, for me, a more exciting thing than being in the NFL playoffs and getting to championship games and ultimately the Super Bowl. That’s what it’s all about. To me, it’s the pinnacle of sport.”

You didn’t use the word “divine intervention,” but talked about extra forces being involved. Getting a chance to go back to New England and erase what happened last year, does that mean something to this team? (Jerry Coleman) “Everything means something. It means different things to different guys. We’ve got a number of guys that weren’t there last year; we’ve got a number of guys that were there last year. We’ve been there a number of times. It’s definitely grown into quite a rivalry, we would like to say. I don’t know how they feel about that. We have tremendous respect for the New England Patriots [and] their coaches – starting with their head coach, coach [Bill] Belichick, their quarterback, Tom Brady, their special teams coach, Scott O’Brien. They just have a tremendous staff, tremendous players, tremendous tradition, and it’s always a huge challenge for us. But, it is one that we are excited about and that we look forward to. It’s something we are looking forward to.”

Brendon [Ayanbadejo] has apologized for his Twitter remarks. Did you guys have a talk with him? (Aaron Wilson) “That’s all stuff that just really isn’t relevant. That’s all stuff that’s not, I don’t think, worthy of the conversation right now, at this time.”

Do you think your players get anything tangible out of knowing that this is Ray Lewis’ last ride? (Aditi Kinkhabwala) “Probably, sure, it’s a big deal. All of our players have something on the line. It’s always an ending. There is always something around the horizon for every one of us. It’s not going to be like it was last year or last week. And, for Ray, it’s the most evident part of it. It’s right out there in front for everybody to see. Ray has been the franchise since ‘96. He’s been the one stable element that has been here from the beginning. So, it’s pretty evident and pretty obvious, and we are all real proud of that, and we’re all excited to be a part of that.”

Is there anything to having a coach on your staff who has worked as closely with Bill Belichick as Dean Pees did, having him in your think tank? (Stan Charles) “That can be a two-way street. We talked about that a couple of weeks ago with [Colts head] coach [Chuck] Pagano. Nowadays in the National Football League, you play each other so many times, we know each other so well, there are so many relationships [that] it becomes pretty intertwined. It’s a pretty tight fraternity. To me, that’s part of it in every single game you play.”

The last two years, you have brought in third receivers such as T.J. Houshmandzadeh and Lee Evans to come in and be that extra punch in the postseason and make that big catch. Unfortunately, that didn’t work out, but Jacoby Jones did make that big catch in the postseason. How much of an impact has he made this season, and was this something you were hoping he would provide during this postseason run? (Barry Barnes) “You are always hoping for great things when you bring players in. Jacoby is a guy that we had high hopes for. Corey Graham is another guy, obviously, you can mention on the defensive side. A lot of people labeled them



as strictly special teams players. They've made great contributions on special teams as well, but they've been more than that, too, offensively and defensively. I'm just so happy to have those guys on the team. I love those guys. They are our kind of guys; they're special people. They love being here, and it's great to see them do well."

This will be the fifth time the Ravens have played New England since that playoff game in January 2010. Does the preparation for it feel like an inter-division game? (Brett Hollander) "Probably. There's a lot of familiarity there. It's something that we will go back [and look at]. We've got a lot of tape of us playing each other. I'm sure those will be integral study games for both teams. But, teams evolve, teams change, and you've got to take that into account as well."

How is Bernard Pierce doing? Is he feeling better? (Aaron Wilson) "He seems like he is feeling good. He was in good spirits. He had a big smile on his face. He had a nice big lunch today. He seemed like he was happy. His son is doing well. His son slept well last night. I think his son slept through the whole night last night, so he was happy." (laughter)

Dennis Pitta said that you told the players to get off your feet and do as much relaxing and get some rest. How much do you want them to manage the restoration of their bodies over the next couple of days? (Sal Paolantonio) "Yes, that's important. We've played a lot of games; we've played a lot of plays. But to that point, something that I knew was there is our level of conditioning as a football team. We've played a six-day turnaround, we went to the altitude, we made a cross-country trip, we did it on a short week, we played a bunch of plays in two weeks, and our guys were getting stronger into the fifth quarter it looked like to me. That's a testament to the work ethic of our team. Our guys train. They train from the beginning of the offseason program right until the last day that they're here. They're in the weight room; they condition extra. [Strength and conditioning coach] Bob Rogucki and his staff and [head certified athletic trainer] Mark Smith and his staff have done just a tremendous job of training our guys. To me, for it to show up in January in these kinds of games, really is what it's all about."

Ray Lewis said that Joe Flacco "grew up" on Saturday night. How much do you agree with that? (Sal Paolantonio) "Joe [Flacco] has been growing. Joe has been growing like all of our guys. But, it's definitely under a microscope at quarterback, right? It's definitely what everybody looks at and watches. To see Joe have that kind of a game in that kind of an environment is something all of us who are in Joe's corner knew was there. It's been the last two weeks, [but] it's really been throughout the season we've seen the growth."

After the game, the CBS broadcast showed you reading a text from owner Steve Bisciotti to the team. What did that text mean to you, and why did you want to share it with the guys? (Garrett Downing) "First of all, Steve [Bisciotti], I'm not going to say on his deathbed, but he was sick. He was really sick. He couldn't get up and move around at all. Whatever it is that's going around, he had it, because he wanted to be in Denver desperately. They just couldn't get him there. But, he was watching, obviously, throughout the game, and I get back into the locker room and Darren Sanders, our director of security, hands me the phone. [Sanders] says, 'You have to go to your phone. I want you to read this text. Not to the team,' he said. 'I just want you to see it.' The message was basically, when we were down by seven, how proud [Bisciotti] was of this football team – you guys heard what was said in the text – and that he was proud of the players, and he was proud of us as coaches. It was just something I thought the team needed to here, coming from him. He is a great leader. Our players love him. They love when he is around. He is an inspiration to all of our guys. To me, this organization, he sets the tone here. It's a great organization because of his vision. The guys needed to hear that in that moment. I'll tell you, I think they appreciated hearing it."

Speaking of health, what precautions do you have guys take to try to avoid the flu and things like that to try to not have that happen? Dennis Pitta said you guys had flu shots a few months back. (Aaron Wilson) "We had flu shots. We wash our hands as much as possible. We try not to cough on each other whenever possible. (laughter) When somebody starts coughing, we immediately eject them from the meeting room. What else can we do?" (laughter)

Going back to Joe [Flacco], now that you've had a year, how has the relationship between him and Jim Caldwell grown? And do you see any differences in Joe since he has become the offensive coordinator? (Aditi Kinkhabwala) "That's probably a good question for Joe [Flacco] and [offensive coordinator] Jim [Caldwell]. What I see is I see two guys who really work well together. They've got temperaments that are very similar. Jim is a great football coach. He is a no-nonsense coach. He gets right to it. Joe appreciates that. Joe is kind of thinker, 'Tell it to me straight, and let's move.' Those guys both think alike, so I think that works well."

You come from a special teams background, and I know you think differently than we as fans and media do, but as that game unfolded with the two special teams touchdowns that were given up, and while you're watching the game-winning field goal at the end of the game, was there any way you weren't thinking, "Oh, my God. I am here again a year later." (Mark Zinno) "I don't



know. I didn't think about that. That really was not what went through my mind. I didn't think about that comparison. I thought about the field and whether [Justin Tucker] was going to have his footing. I thought about trying to get the ball to the field if we could, trying to get a few more yards, get a little bit closer. I don't think there has been a field goal that long in the postseason that has been a game-winner. I think I saw that somewhere. I didn't know that. But, we had a lot of confidence in 'Tuck' [Tucker] and really the whole operation. We'd had some issues in protection. They slipped through there a couple of times and got some hands in front of some balls, so we were concerned about that. I just wanted to get close to Ray Rice, because he is a good luck charm. That was the key."

Does the high scoring in the postseason surprise you, how high it has been around the league? (Drew Forrester) "I don't know. It's been high, but when you get to this level, there are so many playmakers in this league ... You have to make plays in the playoffs. I am really proud of our guys making plays – our quarterback, our defensive players, wide receivers. We've made some really great catches. Our offensive line to protect the way they did, that was pretty impressive. So, [that's about] guys making plays."

Two years in a row, you and your brother are both in the Championship game. What does it say about your family's coaching DNA to get back-to-back Championship games between you and Jim [Harbaugh]? (Sal Paolantonio) "I haven't taken a DNA sample lately, but it's a pretty cool thing. *(laughter)* [I'm] very proud of Jim [Harbaugh]. We've had a couple of conversations since. It's probably been more football than that. It will be a pretty cool day."

Have you guys talked about the 49ers-Patriots game when they went up there and beat them? (Sal Paolantonio) "We have a little bit. We probably will some more. *(Reporter: "What did he say?")* I can't tell you. He has so much respect for them. In all honestly, what is there to say? There's nothing really that they have that we don't have. We end up talking and we know, we say the same things to each other. There aren't any revelations there. [It is a] tough place to play – great, great team. You get a lead, it's going to be tough to hold onto it. I think we may have mentioned that once or twice. *(laughing)* We hope we can get a lead."

Your team has been overlooked quite a bit. Going into Foxborough this week, [the Patriots] are 9.5 point favorites. Do you feel a little bit of disrespect towards your team? (Kris Jones) "I don't care. It's not important. It really isn't. That stuff's not important to us. We don't have to place any bets, so it really doesn't matter."

How much do you feel like the game, a lot of it will be decided in the trenches? There are two excellent lines from both teams. (Aaron Wilson) "Pretty much every game is decided in the trenches and then by guys making plays – those two things. Whoever wins the trenches has a great chance to win the game."

You said earlier that a lot has changed with both of these teams since Week 3. What has changed about the Patriots that you have seen so far? (J. Michael) "Everybody evolves and grows as a team. Players are hurt; players are back. Schemes change. This is a team that changes a lot. They are like a chameleon; you never really know schematically what they are going to come out and do. That's been a trademark of coach Belichick's [teams] for as long as he's been coaching. He does a great job of that, because he schemes the next game. That's something that lends to their success."

Has it surprised you that someone like Justin Tucker, an undrafted rookie, has come in with as much confidence as he has? (Robert Klemko) "I'm just glad he has. He's a confident guy, and he has good reason to be confident. He works really hard at what he does, and he has a lot of talent. He's always a guy that is looking for the next challenge."

I know you talked about the conditioning of your players, but the defense has been on the field for about 90 snaps each of the past games. Given how much the Patriots like to attack, do you think they are going to try to take advantage with their up-tempo [offense] and really run your guys ragged? (Matt Vensel) "It's been good practice for us, hasn't it? We are prepared."

Terrell Suggs had two sacks yesterday. What have you seen from his game, and do you see him getting stronger as the playoffs continue? (Ryan Mink) "I'm a big Terrell Suggs fan. I really am. I'm an admirer of his, in all honesty. He's a great leader. He's a great player. He's playing through something that most guys wouldn't play through. And, yes, he is getting better. You are exactly right. He is improving every single week. We hope that continues."

What did you see from Terrell [Suggs] on Saturday? Haloti [Ngata] said earlier in the day that he just thought that was one of Terrell's top performances. What did you see from him? (Matt Zenitz) "[I saw the] same thing that you guys saw. He was physical with the run. He really pressed the pocket off the edge, squeezed the pocket. I thought all of our guys did a good job of constricting



the pocket, and that's something you have to do. We are going to have to do that this week. With Tom Brady, you can't give him a lot of throwing range. That's going to important."

I noticed the last couple of weeks in the secondary being flagged for unnecessary roughness and helmet-to-helmet contact. Will your team going into Foxborough ... Will they still have that physical intensity and not worry about the flags, or will they have that in the back of their minds? (Barry Barnes) "We better have it in our minds. It's important to do things within the rules. No different with the Patriots, they better have it in their minds. We will try to do things the right way."

Can you take us back to when Joe [Flacco] released that ball and Jacoby Jones came down with the ball, how it felt on the sidelines? It has to be incredible. (Bill West) "I haven't taken stock of that too much yet. [I felt] probably the same way that all of our fans felt. It's just a good thing."

Ray Rice said after the game the win was even sweeter because it's not typically the game that you guys have pulled out in the past. What do you think about that and how you team is doing under pressure? (Kristen Berset) "I'd have to see that quote to understand what he was saying on that. I haven't seen that quote."

What do you think about Bryant McKinnie and how he's playing not having started a game during the regular season? He said that to me last week that Ray Lewis actually helped him with his conditioning and eating right. Can you talk about his performance and how he kept himself ready to be able to perform for you guys? (J. Michael) "Bryant [McKinnie] has played well. You're exactly right. It's been a season in the making for him. Sometimes things work out the way that they work out. You don't necessarily see them coming all the time. He's been working hard all year, and he's moving well. That's the key; he's healthy, and he's moving well. He's been big factor for us on the offensive line. I'm really happy with the way he's been playing. I'm sure Ray [Lewis] did have a big part of it. He and Ray worked together, so that's a plus."

A bunch of guys today were asked how long that loss last year in January [to the Patriots] lingered. How long did it linger for you, and does it bring back any bitter memories? (Jeff Zrebiec) "I don't have that marked on my calendar. I'd have to go back and check. I don't remember putting a red dot on that day after it was over with."

One way or another, you guys have found a way to have success in the playoffs every year you have been here. Do you see a consistent key to the way that you guys are ready to play this time of the year? (Childs Walker) "We have players that understand how to work hard all year. You prepare to be a good team in December and January. We weren't as good of a team in December as we have been in the past, but January has been a good month for us so far. Our guys are hard workers. Our guys are persistent, relentless in their mindset and that, to me, is what it takes."

What did you see on Marshal's [Yanda] pull block in the fourth quarter on Ray Rice's run [to the 3-yard line]? He was the lead blocker and got to the linebacker. (Aaron Wilson) "It was a heck of a block. [That's] just how Marshal does it."

John, you always talk about the process as you go through the season. Now that you are in the playoffs and the wins have built up, is it easier to build momentum going into the next game or do you just repeat that process over and over again? (Mark Zinno) "'Process' is a good word. That's what you do – you just go to work. It's exciting – you can't say it's not exciting. I know all four teams that are in it are excited to be here. There are 28 other teams that would love to be in this situation. These four teams are the four that are here, so you have to be excited about it. I like to think our guys are excited every time they have the chance to play, but this a little more. It is the Championship weekend, and we're a part of it. But the process remains the same. The focus, I hope, is even greater than in other games, but we're excited about being here another week, and we want to extend it out another week if we can."

Do you try to contain your excitement a little bit? (Mark Zinno) "We told our guys today, 'We can't play until Sunday, but we can be excited for today. Let's be excited about today and the preparation for today.'"

I remember asking you after the Redskins game why you didn't attack with about 30 seconds to go before the end of regulation. Were you surprised that Denver decided to do the exact same thing and sit on it for the last 30 seconds? (Stan Charles) "That's a good question. You can go at it either way, but if you look at it historically, you probably would find more bad things happen in that situation than good things. And, you can lose the game right there real easily. Thirty seconds isn't much time. Even with timeouts, it's not much time to get the ball down in field goal range, and the defense can make a play, and there you go. So, you have to be smart there. I would never question that strategy there."



John, what have you been able to do since the bye week with stopping the run? I know that was an area you wanted to place emphasis on. (Matt Vensel) “I would credit our front – the front five guys really. The defensive line, the outside linebackers, [defensive line coach] Clarence Brooks’ group, [linebackers coach] Ted Monachino’s group, they’re just playing fundamentally so much better than we did early. They’re playing with their hat in their hands and their feet, and they’re playing good, solid football up front. They’re controlling more blocks than they’re not controlling; that’s the key.”

You’ve also, offensively, stuck with the run, it seems, for longer stretches. I think in the game when you got the turnover, Ray Rice ran the ball five times and you guys ran three times from the 4-yard line earlier in the game, determined to punch it in. Is that a difference from earlier in the season? Is that a renewed focus? (J. Michael) “I really wouldn’t look at it that way. You’d have to go back and look at every game, see what the score was, see how we were running the ball. We’ve got some confidence in our ability to run the ball now, but we had confidence earlier in the year as well. Every game is different, it really is. So, I hate to put a big label on it like that.”

John, what is the challenge preparing for the Patriots’ running attack? They have a few different backs who do different things, and just not knowing what they’re going to do and how they’re going to use them ... (Matt Vensel) “That probably is the challenge right there. They have really good backs. All those guys are North-South runners, they explode through the line, they pick up yards very quickly, they can all catch the ball out of the backfield really well. Their quarterback does a great job of determining when they’re going to run and try to run at some good looks. That’s part of what makes that offense so effective.”

John, you said you’ve had conversations with Jim [Harbaugh]. I know you don’t like jumping ahead, but have you had any conversations about a Harbaugh Super Bowl? (Bill West) “Not that we’d ever admit to.” *(laughing)*

Ray Rice has called this a team of destiny. Are you? (Erik Brady) “I don’t know. I don’t know. I’d have to look up ‘destiny’ first and figure out exactly what it means. It’s a pretty big word if you think about it. But our destiny right now is to go to Foxborough. That’s our destiny, and that’s the destiny that we’ve earned. And we’ll be there on time, and we’ll be ready to try to play our best game – and we’re going to have to, because they’re going to be prepared to play their best game.”

John, earlier in the season when you decided to sign Corey Graham, how much did you really think he was going to improve you on the defense, and how much did you really scout that part of his game versus what he could do on special teams? (Kris Jones) “There wasn’t as much to look at, because he hadn’t played that many snaps on defense in Chicago. But, the thing that was interesting about Corey, is when he did play on defense, he played really well. So, we felt like he was going to be a contributor on defense. But the way we do it with all of our guys is we’re about competition. We just think football is a competition sport. Really, it’s hard to go by reputation in this sport; you’d get exposed so quickly. So, Corey knew that if he came in here and he earned the playing time, he would get it. And that’s what’s happened.”

ALPHABETICAL ROSTER

Updated Jan. 15, 2013

No.	Name	Pos.	Ht.	Wt.	Birthdate	Exp.	College	Hometown
35	Allen, Anthony	RB	6-1	223	8/6/88	2	Georgia Tech	Tampa, FL
51	Ayanbadejo, Brendon	LB	6-1	225	9/7/76	10	UCLA	Santa Cruz, CA
86	Bajema, Billy	TE	6-4	259	10/31/82	8	Oklahoma State	Oklahoma City, OK
77	Birk, Matt	C	6-4	310	7/23/76	15	Harvard	St. Paul, MN
81	Boldin, Anquan	WR	6-1	220	10/3/80	10	Florida State	Pahokee, FL
23	Brown, Chykie	CB	5-11	190	12/26/86	2	Texas	Houston, TX
38	Brown, Omar	S	5-11	195	6/6/88	R	Marshall	Moncks Corner, SC
56	Bynes, Josh	LB	6-1	240	8/24/89	1	Auburn	Lauderdale Lakes, FL
62	Cody, Terrence	NT	6-4	341	6/28/88	3	Alabama	Fort Myers, FL
37	Considine, Sean	S	6-0	212	12/17/82	8	Iowa	Byron, IL
46	Cox, Morgan	LS	6-4	241	4/26/86	3	Tennessee	Collierville, TN
84	Dickson, Ed	TE	6-4	255	7/25/87	3	Oregon	Buffalo, CA
17	Doss, Tandon	WR	6-2	207	9/22/89	2	Indiana	Indianapolis, IN
59	Ellerbe, Dannel	ILB	6-1	240	11/29/85	4	Georgia	Hamlet, NC
5	Flacco, Joe	QB	6-6	245	1/16/85	5	Delaware	Audubon, NJ
66	Gradkowski, Gino	G/C	6-3	300	11/5/88	R	Delaware	Pittsburgh, PA
24	Graham, Corey	CB	6-0	196	7/25/85	6	New Hampshire	Buffalo, NY
95	Hall, Bryan	DT	6-0	291	9/12/88	1	Arkansas State	Paducah, KY
54	Hamilton, Adrian	LB	6-3	251	11/29/87	R	Prairie View A&M	Dallas, TX
70	Harewood, Ramon	G/T	6-6	334	2/3/87	3	Morehouse	St. Michael, Barbados
32	Ihedigbo, James	S	6-1	214	12/3/83	6	Massachusetts	Amherst, MA
25	Jackson, Asa	CB/RS	5-10	190	12/2/89	R	Cal Poly	Sacramento, CA
39	Johnson, Chris	CB	6-1	200	9/25/79	9	Louisville	Longview, TX
97	Jones, Arthur	DE	6-3	315	6/3/86	3	Syracuse	Endicott, NY
12	Jones, Jacoby	WR/RS	6-2	220	7/11/84	6	Lane	New Orleans, LA
96	Kemoeatu, Ma'ake	NT	6-5	345	1/10/79	10	Utah	Tonga
4	Koch, Sam	P	6-1	218	8/13/82	7	Nebraska	Seward, NE
99	Kruger, Paul	OLB	6-4	270	2/15/86	4	Utah	Orem, UT
44	Leach, Vonta	FB	6-0	260	11/6/81	9	East Carolina	Rowland, NC
52	Lewis, Ray	ILB	6-1	240	5/15/75	17	Miami	Lakeland, FL
50	McClellan, Albert	LB	6-2	245	6/4/86	2	Marshall	Lakeland, FL
78	McKinnie, Bryant	T	6-8	354	9/23/79	11	Miami	Woodbury, NJ
90	McPhee, Pernel	DE	6-3	280	12/17/88	2	Mississippi State	Pahokee, FL
92	Ngata, Haloti	DT	6-4	340	1/21/84	7	Oregon	Salt Lake City, UT
74	Oher, Michael	T	6-4	315	5/28/86	4	Mississippi	Memphis, TN
72	Osemele, Kelechi	G/T	6-5	335	6/24/89	R	Iowa State	Houston, TX
30	Pierce, Bernard	RB	6-0	218	5/10/90	R	Temple	Ardmore, PA
88	Pitta, Dennis	TE	6-4	245	6/29/85	3	BYU	Moorpark, CA
31	Pollard, Bernard	S	6-1	225	12/23/84	7	Purdue	Fort Wayne, IN
16	Reed, David	WR/RS	6-0	190	3/22/87	3	Utah	New Britain, CT
20	Reed, Ed	S	5-11	205	9/11/78	11	Miami	St. Rose, LA
27	Rice, Ray	RB	5-8	212	1/22/87	5	Rutgers	New Rochelle, NY
22	Smith, Jimmy	CB	6-2	205	7/26/88	2	Colorado	Colton, CA
82	Smith, Torrey	WR	6-0	205	1/26/89	2	Maryland	Falmouth, VA
55	Suggs, Terrell	OLB	6-3	260	10/11/82	10	Arizona State	Chandler, AZ
2	Taylor, Tyrod	QB	6-1	215	8/3/89	2	Virginia Tech	Hampton, VA
83	Thompson, Deonte	WR/RS	6-0	203	2/14/89	R	Florida	Belle Glades, FL
9	Tucker, Justin	K	6-0	180	11/21/89	R	Texas	Austin, TX
93	Tyson, DeAngelo	DE	6-2	310	4/12/89	R	Georgia	Statesboro, GA
91	Upshaw, Courtney	OLB	6-2	272	12/13/89	R	Alabama	Eufaula, AL
63	Williams, Bobbie	G	6-4	345	9/25/76	13	Arkansas	Jefferson, TX
29	Williams, Cary	CB	6-1	190	12/23/84	5	Washburn	Hollywood, FL
73	Yanda, Marshal	G/T	6-3	315	9/15/84	6	Iowa	Anamosa, IA

Practice Squad

49	Bryant, D.J.	LB	6-3	248	3/3/89	R	James Madison	Baltimore, MD
42	Carr, Nigel	LB	6-2	247	1/22/90	R	Alabama State	Jacksonville, FL
69	Cornell, Jack	G/T	6-6	320	6/4/89	R	Illinois	Quincy, IL
10	Dixon, Dennis	QB	6-3	209	1/11/85	4	Oregon	San Leandro, CA
60	McClain, Antoine	G	6-5	336	12/6/89	R	Clemson	Anniston, AL
45	Miller, Lonyae	RB	6-0	216	4/29/88	1	Fresno State	Fontana, CA
48	Silvestro, Alex	TE	6-3	260	11/15/88	1	Rutgers	Gibbstown, NJ
65	Stephens, Reggie	C	6-3	325	8/28/87	1	Iowa State	Rowlett, TX

Injured Reserve

28	Berry, Damien (neck/shoulder)	RB	5-10	223	10/21/88	1	Miami	Belle Glade, FL
34	Rainey, Bobby (knee)	RB	5-8	212	10/16/87	R	Western Kentucky	Griffin, GA
47	Brown, Ricky (head)	LB	6-2	235	12/27/83	7	Boston College	Cincinnati, OH
26	Cook, Emanuel (leg)	S	5-10	200	1/20/88	3	South Carolina	Riviera Beach, FL
41	Levine, Anthony (shoulder)	DB	5-11	203	3/27/87	1	Tennessee State	Winston Salem, NC
58	McAdoo, Michael (Achilles)	OLB	6-7	245	7/9/90	2	North Carolina	Antioch, TN
98	McBean, Ryan (ankle)	DT	6-5	305	4/23/84	5	Oklahoma State	Eufaula, TX
53	McClain, Jameel (neck)	ILB	6-1	245	7/25/85	5	Syracuse	Philadelphia, PA
76	Reid, Jah (toe)	G/T	6-7	340	7/21/88	2	Central Florida	Haines City, FL
11	Streeter, Tommy (foot)	WR	6-5	220	10/7/89	R	Miami	Miami, FL
33	Thompson, Christian (knee)	S	6-0	211	6/14/90	R	South Carolina St.	North Lauderdale, FL
21	Webb, Lardarius (knee)	CB/RS	5-10	182	10/12/85	4	Nicholls State	Opelika, AL
15	Williams, LaQuan (thigh)	WR	6-0	195	6/27/88	2	Maryland	Baltimore, MD

NUMERICAL ROSTER

Updated Jan. 15, 2013

No.	Name	Pos.	Ht.	Wt.	Birthdate	Exp.	College	How Acq.	2012 Games			
									P	S	DNP	INA
2	Tyrod Taylor	QB	6-1	215	8/3/89	2	Virginia Tech	D6 '11	7	0	9	0
4	Sam Koch	P	6-1	218	8/13/82	7	Nebraska	D6a '06	16	0	0	0
5	Joe Flacco	QB	6-6	245	1/16/85	5	Delaware	D1 '08	16	16	0	0
9	Justin Tucker	K	6-0	180	11/21/89	R	Texas	FA '12	16	0	0	0
12	Jacoby Jones	WR/RS	6-2	220	7/11/84	6	Lane	FA '12	16	3	0	0
16	David Reed	WR/RS	6-0	190	3/22/87	3	Utah	D5a '10	5	0	0	0
17	Tandon Doss	WR	6-2	207	9/22/89	2	Indiana	D4 '11	14	0	0	2
20	Ed Reed	S	5-11	205	9/11/78	11	Miami	D1 '02	16	16	0	0
22	Jimmy Smith	CB	6-2	205	7/26/88	2	Colorado	D1 '11	11	2	1	4
23	Chykie Brown	CB	5-11	190	12/26/86	2	Texas	D5a '11	16	1	0	0
24	Corey Graham	CB	6-0	196	7/25/85	6	New Hampshire	UFA (CHI) '12	16	8	0	0
25	Asa Jackson	CB/RS	5-10	190	12/2/89	R	Cal Poly	D5 '12	3	0	0	10
27	Ray Rice	RB	5-8	212	1/22/87	5	Rutgers	D2 '08	16	16	0	0
29	Cary Williams	CB	6-1	190	12/23/84	5	Washburn	FA '09	16	16	0	0
30	Bernard Pierce	RB	6-0	218	5/10/90	R	Temple	D3 '12	16	0	0	0
31	Bernard Pollard	S	6-1	225	12/23/84	7	Purdue	UFA (HOU) '11	13	13	0	3
32	James Ihedigbo	S	6-1	214	12/3/83	6	Massachusetts	FA '12	16	3	0	0
35	Anthony Allen	RB	6-1	223	8/6/88	2	Georgia Tech	D7 '11	16	0	0	0
37	Sean Considine	S	6-0	212	12/17/82	8	Iowa	UFA (ARI) '12	16	0	0	0
38	Omar Brown	S	5-11	195	6/6/88	R	Marshall	FA '12	3	0	0	0
39	Chris Johnson	CB	6-1	200	9/25/79	9	Louisville	FA '12	4	1	1	2
44	Vonta Leach	FB	6-0	260	11/6/81	9	East Carolina	UFA (HOU) '11	16	13	0	0
46	Morgan Cox	LS	6-4	241	4/26/86	3	Tennessee	FA '10	16	0	0	0
50	Albert McClellan	LB	6-2	245	6/4/86	2	Marshall	FA '10	14	12	1	1
51	Brendon Ayanbadejo	LB	6-1	225	9/6/76	10	UCLA	UFA (CHI) '08	16	3	0	0
52	Ray Lewis	ILB	6-1	240	5/15/75	17	Miami	D1b '96	6	6	0	1
54	Adrian Hamilton	LB	6-3	251	11/29/87	R	Prairie View A&M	FA '12	2	0	0	0
55	Terrell Suggs	OLB	6-3	260	10/11/82	10	Arizona State	D1a '03	8	8	0	2
56	Josh Bynes	LB	6-1	240	8/24/89	1	Auburn	FA '11	10	3	0	0
59	Dannell Ellerbe	ILB	6-1	240	11/29/85	4	Georgia	FA '09	13	7	0	3
62	Terrence Cody	NT	6-4	341	6/28/88	3	Alabama	D2b '10	15	3	0	1
63	Bobbie Williams	G	6-4	345	9/25/76	13	Arkansas	FA '12	13	6	0	3
66	Gino Gradkowski	G/C	6-3	300	11/5/88	R	Delaware	D4a '12	16	0	0	0
70	Ramon Harewood	G/T	6-6	334	2/3/87	3	Morehouse	D6 '10	6	5	0	10
72	Kelechi Osemele	G/T	6-5	335	6/24/89	R	Iowa State	D2b '12	16	16	0	0
73	Marshal Yanda	G/T	6-3	315	9/15/84	6	Iowa	D3b '07	14	14	0	2
74	Michael Oher	T	6-4	315	5/28/86	4	Mississippi	D1 '09	16	16	0	0
77	Matt Birk	C	6-4	310	7/23/76	15	Harvard	UFA (MIN) '09	16	16	0	0
78	Bryant McKinnie	T	6-8	354	9/23/79	11	Miami	FA '11	16	0	0	0
81	Anquan Boldin	WR	6-1	220	10/3/80	10	Florida State	TR (ARI) '10	15	15	0	1
82	Torrey Smith	WR	6-0	205	1/26/89	2	Maryland	D2 '11	16	16	0	0
83	Deonte Thompson	WR/RS	6-0	203	2/14/89	R	Florida	FA '12	6	0	0	10
84	Ed Dickson	TE	6-4	255	7/25/87	3	Oregon	D3 '10	13	11	0	3
86	Billy Bajema	TE	6-4	259	10/31/82	8	Oklahoma State	UFA (STL) '12	8	1	0	8
88	Dennis Pitta	TE	6-4	245	6/29/85	3	BYU	D4 '10	16	5	0	0
90	Pernell McPhee	DE	6-3	280	12/17/88	2	Mississippi State	D5b '11	12	6	0	4
91	Courtney Upshaw	OLB	6-2	272	12/13/89	R	Alabama	D2a '12	16	9	0	0
92	Haloti Ngata	DT	6-4	340	1/21/84	7	Oregon	D1 '06	14	14	1	1
93	DeAngelo Tyson	DE	6-2	310	4/12/89	R	Georgia	D7 '12	10	2	0	6
95	Bryan Hall	DT	6-0	291	9/12/88	1	Arkansas State	FA '11	5	0	0	11
96	Ma'ake Kemoeatu	NT	6-5	345	1/10/79	10	Utah	FA '12	15	13	0	1
97	Arthur Jones	DE	6-3	315	6/3/86	3	Syracuse	D5b '10	16	6	0	0
99	Paul Kruger	OLB	6-4	270	2/15/86	4	Utah	D2 '09	15	5	0	1
Practice Squad												
10	Dennis Dixon	QB	6-3	209	1/11/85	4	Oregon	FA '12	0	0	0	0
42	Nigel Carr	LB	6-2	247	1/22/90	R	Alabama State	FA '12	0	0	0	0
45	Lonyae Miller	RB	6-0	216	4/29/88	1	Fresno State	FA '12	0	0	0	0
48	Alex Silvestro	TE	6-3	260	11/15/88	1	Rutgers	FA '12	0	0	0	0
49	D.J. Bryant	LB	6-3	248	3/3/89	R	James Madison	FA '12	0	0	0	0
60	Antoine McClain	G	6-5	336	12/6/89	R	Clemson	FA '12	0	0	0	0
65	Reggie Stephens	C	6-3	325	8/28/87	1	Iowa State	FA '12	0	0	0	0
69	Jack Cornell	G/T	6-6	320	6/4/89	R	Illinois	FA '12	0	0	0	0
Injured Reserve												
11	Tommy Streeter (foot)	WR	6-5	220	10/7/89	R	Miami	D6 '12	0	0	0	0
15	LaQuan Williams (thigh)	WR	6-0	195	6/27/88	2	Maryland	FA '11	11	0	0	4
21	Lardarius Webb (knee)	CB/RS	5-10	182	10/12/85	4	Nicholls State	D3 '09	6	6	0	0
26	Emanuel Cook (leg)	S	5-10	200	1/20/88	3	South Carolina	FA '11	0	0	0	0
28	Damien Berry (neck/shoulder)	RB	5-10	223	10/21/88	1	Miami	FA '11	0	0	0	0
33	Christian Thompson (knee)	S	6-0	211	6/14/90	R	South Carolina St.	D4b '12	7	0	0	2
34	Bobby Rainey (knee)	RB	5-8	212	10/16/87	R	Western Kentucky	FA '12	0	0	0	3
41	Anthony Levine (shoulder)	DB	5-11	203	3/27/87	1	Tennessee State	FA '12	2	0	0	0
47	Ricky Brown (head)	LB	6-2	235	12/27/83	7	Boston College	FA '12	0	0	0	0
53	Jameel McClain (neck)	ILB	6-1	245	7/25/85	5	Syracuse	FA '08	13	13	0	1
58	Michael McAdoo (Achilles)	OLB	6-7	245	7/9/90	2	North Carolina	FA '11	0	0	0	0
76	Jah Reid (toe)	G/T	6-7	340	7/21/88	2	Central Florida	D3 '11	9	7	0	7
98	Ryan McBean (ankle)	DT	6-5	305	4/23/84	5	Oklahoma State	FA '12	0	0	0	0

POSITIONAL ROSTER

Updated Jan. 15, 2013

QUARTERBACKS

2 Tyrod Taylor QB
5 Joe Flacco QB

WIDE RECEIVERS

12 Jacoby Jones WR/RS
16 David Reed WR/RS
17 Tandon Doss WR
81 Anquan Boldin WR
82 Torrey Smith WR
83 Deonte Thompson WR/RS

RUNNING BACKS

27 Ray Rice RB
30 Bernard Pierce RB
35 Anthony Allen RB
44 Vonta Leach FB

TIGHT ENDS

84 Ed Dickson TE
86 Billy Bajema TE
88 Dennis Pitta TE

OFFENSIVE LINE

63 Bobbie Williams G
66 Gino Gradkowski G/C
70 Ramon Harewood G/T
72 Kelechi Osemele G/T
74 Marshal Yanda G/T
77 Michael Oher T
77 Matt Birk C
78 Bryant McKinnie T

SECONDARY

20 Ed Reed S
22 Jimmy Smith CB
23 Chykie Brown CB
24 Corey Graham CB
25 Asa Jackson CB/RS
29 Cary Williams CB
31 Bernard Pollard S
32 James Ihedigbo S
37 Sean Considine S
38 Omar Brown S
39 Chris Johnson CB

SPECIALISTS

4 Sam Koch P
9 Justin Tucker K
46 Morgan Cox LS

LINEBACKERS

50 Albert McClellan LB
51 Brendon Ayanbadejo LB
52 Ray Lewis ILB
54 Adrian Hamilton OLB
55 Terrell Suggs OLB
56 Josh Bynes LB
59 Dannell Ellerbe ILB
91 Courtney Upshaw OLB
99 Paul Kruger OLB

DEFENSIVE LINE

62 Terrence Cody NT
90 Pernell McPhee DE
92 Haloti Ngata DT
93 DeAngelo Tyson DE
95 Bryan Hall DT
96 Ma'ake Kemoeatu NT
97 Arthur Jones DE

PRACTICE SQUAD

10 Dennis Dixon QB
42 Nigel Carr LB
45 Lonyae Miller RB
48 Alex Silvestro TE
49 D.J. Bryant LB
60 Antoine McClain G
65 Reggie Stephens C
69 Jack Cornell G/T

RESERVE/INJURED

11 Tommy Streater (foot) WR
15 LaQuan Williams (thigh) WR
21 Lardarius Webb (knee) CB/RS
26 Emanuel Cook (leg) S
28 Damien Berry (neck/shoulder) RB
33 Christian Thompson (knee) S
34 Bobby Rainey (knee) RB
41 Anthony Levine (shoulder) DB
47 Ricky Brown (head) LB
53 Jameel McClain (neck) ILB
58 Michael McAdoo (Achilles) OLB
76 Jah Reid (toe) G/T
98 Ryan McBean (ankle) DT

2012 COACHING STAFF

John Harbaugh Head Coach
Jerry Rosburg Assistant Head Coach/Special Teams Coordinator
Jim Caldwell Offensive Coordinator
Dean Pees Defensive Coordinator
Teryl Austin Secondary
Juney Barnett Assistant Strength and Conditioning
Clarence Brooks Defensive Line
Jason Brooks Offensive Quality Control
Randy Brown Kicking Consultant
Wade Harman Tight Ends

Chris Hewitt Assistant Special Teams
Jim Hostler Wide Receivers
Don Martindale Inside Linebackers
Andy Moeller Offensive Line
Ted Monachino Linebackers
Wilbert Montgomery Running Backs
Bob Rogucki Strength and Conditioning
Craig Ver Steeg Senior Offensive Assistant
Todd Washington Assistant Offensive Line
Matt Weiss Defensive Quality Control

DEPTH CHART

Last updated Jan. 15 by Ravens PR staff.

OFFENSE

WR	82	Torrey Smith (16/16)	12	Jacoby Jones (16/3)	16	David Reed (5/0)
WR	81	Anquan Boldin (15/15)	17	Tandon Doss (14/0)	<u>83</u>	<u>Deonte Thompson (6/0)</u>
LT	78	Bryant McKinnie (16/0)	74	Michael Oher (16/16)		
LG	<u>72</u>	<u>Kelechi Osemele (16/16)</u>	63	Bobbie Williams (13/6)		
C	77	Matt Birk (16/16)	<u>66</u>	<u>Gino Gradkowski (16/0)</u>		
RG	73	Marshal Yanda (14/14)	63	Bobbie Williams (13/6)		
RT	74	Michael Oher (16/16)	70	Ramon Harewood (6/5)		
TE	84	Ed Dickson (13/11)	88	Dennis Pitta (16/5)	86	Billy Bajema (8/1)
QB	5	Joe Flacco (16/16)	2	Tyrod Taylor (7/0)		
FB	44	Vonta Leach (16/13)				
RB	27	Ray Rice (16/16)	<u>30</u>	<u>Bernard Pierce (16/0)</u>	35	Anthony Allen (16/0)

DEFENSE

DT	92	Haloti Ngata (14/14)	95	Bryan Hall (5/0)		
NT	62	Terrence Cody (15/3)	96	Ma'ake Kemoeatu (15/13)		
DE	90	Pernell McPhee (12/6)	97	Arthur Jones (16/6)	<u>93</u>	<u>DeAngelo Tyson (10/2)</u>
Rush	55	Terrell Suggs (8/8)	99	Paul Kruger (15/5)	<u>54</u>	<u>Adrian Hamilton (2/0)</u>
Will	59	Dannell Ellerbe (13/7)	51	Brendon Ayanbadejo (16/3)		
Mike	52	Ray Lewis (6/6)	56	Josh Byner (10/3)		
Sam	<u>91</u>	<u>Courtney Upshaw (16/9)</u>	50	Albert McClellan (14/12)		
LCB	24	Corey Graham (16/8)	22	Jimmy Smith (11/2)	39	Chris Johnson (4/1)
SS	31	Bernard Pollard (13/13)	32	James Ihedigbo (16/3)		
FS	20	Ed Reed (16/16)	37	Sean Considine (16/0)	<u>38</u>	<u>Omar Brown (3/0)</u>
RCB	29	Cary Williams (16/16)	23	Chykie Brown (16/1)		

SPECIAL TEAMS

P	4	Sam Koch (16/0)				
K	<u>9</u>	<u>Justin Tucker (16/0)</u>				
H	4	Sam Koch (16/0)				
LS	46	Morgan Cox (16/0)				
KOR	12	Jacoby Jones (16/3)	16	David Reed (5/0)	<u>83</u>	<u>Deonte Thompson (6/0)</u> 35 Anthony Allen (16/0)
PR	12	Jacoby Jones (16/3)	17	Tandon Doss (14/0)	20	Ed Reed (16/16)

(2012 Regular Season Games Played/Games Started)

Rookies Underlined

* Injured

PRONUNCIATION GUIDE

Brendon Ayanbadejo (EYE-on-bah-day-joe); **Billy Bajema** (bah-juh-MUH); **Chykie Brown** (SHOCK-ee); **Dannell Ellerbe** (duh-NELL ELL-er-bee); **James Ihedigbo** (ee-HEAD-ee-bo); **Asa Jackson** (ACE-uh); **Ma'ake Kemoeatu** (mah-AH-kay key-moy-AH-too); **Sam Koch** (Cook); **Vonta Leach** (von-TAY); **Michael McAdoo** (MACK-ah-doo); **Pernell McPhee** (purr-NELL); **Haloti Ngata** (ha-LOW-tee NAH-tah); **Michael Oher** (Oar); **Kelechi Osemele** (kah-LETCH-ee oh-SEH-muh-lee); **Dennis Pitta** (PIT-uh); **Deonte Thompson** (dee-ON-tay); **Lardarius Webb** (lahr-DARE-ee-us); **Marshal Yanda** (YAWN-da)

COACHES: **Ted Monachino** (mah-nah-KEY-no); **Bob Rogucki** (ruh-GUS-key); **Craig Ver Steeg** (ver-STEGG)

PARTICIPATION CHART

Player	REGULAR SEASON TOTALS																	GAMES PLAYED	GAMES STARTED	DID NOT PLAY	INACTIVE	
	9/10 vs. Cin.	9/16 at Phi.	9/23 vs. NE	9/27 vs. Cle.	10/7 at KC	10/14 vs. Dal.	10/21 at Hou.	11/4 at Cle.	11/11 vs. Oak.	11/18 at Pit.	11/25 at SD	12/2 vs. Pit.	12/9 at Was.	12/16 vs. Den.	12/23 vs. NYG	12/30 at Cin.	1/6/13 vs. Ind. (Wild Card)					1/12/13 at Den. (Div.)
Allen, Anthony	X	X	X	X	X	X	X	X	X	X	X	X	X	X	X	X	X	X	16	0	0	0
Ayanbadejo, Brendon	X	X	X	X	X	X	X	X	X	X	WILL	WILL	WILL	X	X	X	X	X	16	3	0	0
Bajema, Billy	INA	INA	INA	INA	INA	X	INA	INA	INA	X	TE	X	X	X	X	X	X	X	8	1	0	8
Berry, Damien	IR	IR	IR	IR	IR	IR	IR	IR	IR	IR	IR	IR	IR	IR	IR	IR	IR	IR	0	0	0	0
Birk, Matt	C	C	C	C	C	C	C	C	C	C	C	C	C	C	C	C	C	C	16	16	0	0
Boldin, Anquan	WR	WR	WR	WR	WR	WR	WR	WR	WR	WR	WR	WR	WR	WR	WR	WR	WR	WR	15	15	0	1
Brown, Chykie	X	X	X	X	X	X	X	X	X	X	CB	X	X	X	X	X	CB	16	1	0	0	
Brown, Omar	PS	PS	PS	PS	PS	PS	PS	PS	PS	PS	PS	PS	X	X	X	INA	INA	3	0	0	0	
Brown, Ricky	IR	IR	IR	IR	IR	IR	IR	IR	IR	IR	IR	IR	IR	IR	IR	IR	IR	0	0	0	0	
Bryant, D.J.	NOR	NOR	NOR	NOR	NOR	NOR	NOR	NOR	NOR	NOR	NOR	NOR	PS	NOR	PS	PS	PS	0	0	0	0	
Bynes, Josh	PS	PS	PS	PS	PS	PS	X	X	X	X	X	X	MIKE	MIKE	MIKE	X	X	10	3	0	0	
Carr, Nigel	NOR	NOR	NOR	NOR	NOR	NOR	PS	PS	PS	PS	PS	PS	PS	PS	PS	PS	PS	0	0	0	0	
Cody, Terrence	X	X	X	X	X	NT	X	X	INA	X	X	NT	NT	X	X	X	X	15	3	0	1	
Considine, Sean	X	X	X	X	X	X	X	X	X	X	X	X	X	X	X	X	X	16	0	0	0	
Cook, Emanuel	IR	IR	IR	IR	IR	IR	IR	IR	IR	IR	IR	IR	IR	IR	IR	IR	IR	0	0	0	0	
Cornell, Jack	PS	PS	PS	PS	PS	PS	PS	PS	PS	PS	PS	PS	PS	PS	PS	PS	PS	0	0	0	0	
Cox, Morgan	X	X	X	X	X	X	X	X	X	X	X	X	X	X	X	X	X	16	0	0	0	
Dickson, Ed	X	X	TE	TE	TE	TE	TE	TE	TE	TE	INA	INA	INA	TE	TE	TE	TE	13	11	0	3	
Dixon, Dennis	PS	PS	PS	PS	PS	PS	PS	PS	NOR	PS	PS	PS	PS	PS	PS	PS	PS	0	0	0	0	
Doss, Tandon	X	X	X	X	X	X	X	X	X	X	X	X	X	X	INA	INA	X	14	0	0	2	
Ellerbe, Dannel	X	X	X	X	X	X	WILL	WILL	WILL	WILL	WILL	INA	INA	INA	WILL	WILL	WILL	13	7	0	3	
Flacco, Joe	QB	QB	QB	QB	QB	QB	QB	QB	QB	QB	QB	QB	QB	QB	QB	QB	QB	16	16	0	0	
Gradkowski, Gino	X	X	X	X	X	X	X	X	X	X	X	X	X	X	X	X	X	16	0	0	0	
Graham, Corey	X	X	X	X	X	X	X	LCB	LCB	LCB	LCB	LCB	LCB	LCB	LCB	LCB	LCB	16	8	0	0	
Hall, Bryan	INA	INA	INA	INA	INA	X	INA	X	X	INA	INA	INA	X	INA	X	INA	INA	5	0	0	11	
Hamilton, Adrian	PS	PS	PS	PS	PS	PS	PS	PS	PS	PS	PS	PS	PS	X	X	INA	INA	2	0	0	0	
Harewood, Ramon	LG	LG	LG	LG	INA	INA	INA	INA	INA	INA	INA	INA	INA	INA	X	INA	INA	6	5	0	10	
Ihedigbo, James	X	X	X	X	X	X	X	X	X	X	X	X	SS	SS	SS	X	X	16	3	0	0	
Jackson, Asa	INA	INA	INA	INA	INA	INA	INA	INA	INA	X	X	X	SUS	SUS	SUS	SUS	X	3	0	0	10	
Johnson, Chris	NOR	NOR	NOR	NOR	NOR	NOR	NOR	NOR	NOR	X	INA	INA	X	CB	DNP	X	INA	4	1	1	2	
Jones, Arthur	X	X	X	X	X	X	DE	DE	DE	DE	X	X	X	DE	DT	DE	X	16	6	0	0	
Jones, Jacoby	WR	WR	X	X	X	X	X	X	X	X	X	X	X	X	WR	X	X	16	3	0	0	
Kemoatu, Ma'ake	NT	NT	NT	NT	NT	INA	NT	NT	NT	NT	NT	X	X	NT	NT	NT	NT	15	13	0	1	
Kindle, Sergio	INA	X	INA	INA	INA	INA	NOR	PS	PS	PS	PS	PS	PS	PS	PS	NOR	1	0	0	5		
Koch, Sam	X	X	X	X	X	X	X	X	X	X	X	X	X	X	X	X	X	16	0	0	0	
Kruger, Paul	RUSH	INA	X	X	X	X	SAM	X	X	X	SAM	OLB	X	X	RUSH	X	DE	15	5	0	1	
Leach, Vonta	X	X	FB	X	FB	FB	FB	FB	FB	FB	FB	FB	FB	FB	FB	FB	X	FB	16	13	0	0
Levine, Anthony	PS	PS	PS	PS	PS	PS	PS	PS	PS	X	X	IR	IR	IR	IR	IR	IR	2	0	0	0	
Lewis, Ray	MIKE	MIKE	MIKE	MIKE	MIKE	IR	IR	IR	IR	IR	IR	IR	IR	IR	INA	MIKE	MIKE	6	6	0	1	
Mabin, Jordan	NOR	NOR	NOR	NOR	NOR	PS	NOR	NOR	NOR	NOR	NOR	NOR	NOR	NOR	NOR	NOR	NOR	0	0	0	0	
McAdoo, Michael	IR	IR	IR	IR	IR	IR	IR	IR	IR	IR	IR	IR	IR	IR	IR	IR	IR	0	0	0	0	
McBean, Ryan	IR	IR	IR	IR	IR	IR	IR	IR	IR	IR	IR	IR	IR	IR	IR	IR	IR	0	0	0	0	
McClain, Antoine	PS	PS	PS	PS	PS	PS	PS	PS	PS	PS	PS	PS	PS	PS	PS	PS	PS	0	0	0	0	
McClain, Jameel	WILL	WILL	WILL	WILL	WILL	MIKE	MIKE	MIKE	MIKE	MIKE	MIKE	INA	IR	IR	IR	IR	IR	13	13	0	1	
McClellan, Albert	SAM	SAM	SAM	SAM	SAM	SAM	X	SAM	SAM	SAM	X	SAM	SAM	INA	DNP	X	X	14	12	1	1	
McKinnie, Bryant	X	X	X	X	X	X	X	X	X	X	X	X	X	X	X	X	LT	LT	16	0	0	0
McPhee, Pernel	DT	DE	DE	DE	DE	DE	X	INA	INA	INA	INA	X	X	X	X	X	X	12	6	0	4	
Miller, Lonyae	NOR	NOR	NOR	NOR	NOR	NOR	NOR	NOR	NOR	NOR	NOR	NOR	NOR	NOR	PS	PS	PS	0	0	0	0	
Ngata, Haloti	DT	DT	DT	DT	DT	DT	DT	DNP	DT	DT	DT	DT	DT	DT	INA	DT	DT	14	14	1	1	
Oher, Michael	LT	LT	LT	LT	LT	LT	LT	LT	LT	LT	LT	LT	LT	LT	LT	RT	RT	16	16	0	0	
Osemele, Kelechi	RT	RT	RT	RT	RT	RT	RT	RT	RT	RT	RT	RT	RT	RT	RT	LG	LG	16	16	0	0	
Pierce, Bernard	X	X	X	X	X	X	X	X	X	X	X	X	X	X	X	X	X	16	0	0	0	
Pitta, Dennis	TE	TE	X	TE	X	X	X	X	X	X	X	TE	TE	X	X	TE	X	16	5	0	0	
Pollard, Bernard	SS	SS	SS	SS	SS	SS	SS	SS	SS	SS	SS	SS	INA	INA	INA	SS	SS	13	13	0	3	
Rainey, Bobby	PS	PS	PS	PS	PS	INA	INA	INA	IR	IR	IR	IR	IR	IR	IR	IR	IR	0	0	0	3	
Reed, David	PUP	PUP	PUP	PUP	PUP	PUP	PUP	PUP	PUP	PUP	X	X	X	X	X	X	INA	5	0	0	0	
Reed, Ed	FS	FS	FS	FS	FS	FS	FS	FS	FS	FS	FS	FS	FS	FS	FS	FS	FS	16	16	0	0	
Reid, Jah	INA	INA	INA	INA	INA	INA	X	X	LG	LG	LG	LG	LG	LG	LG	INA	IR	9	7	0	7	
Rice, Ray	RB	RB	RB	RB	RB	RB	RB	RB	RB	RB	RB	RB	RB	RB	RB	RB	RB	16	16	0	0	
Silvestro, Alex	NOR	NOR	NOR	NOR	NOR	NOR	NOR	PS	PS	PS	PS	PS	PS	PS	PS	PS	PS	0	0	0	0	
Smith, Jimmy	X	X	X	X	X	X	LCB	LCB	DNP	INA	INA	INA	X	X	X	X	X	11	2	1	4	
Smith, Torrey	WR	WR	WR	WR	WR	WR	WR	WR	WR	WR	WR	WR	WR	WR	WR	WR	WR	16	16	0	0	
Stephens, Reggie	NOR	NOR	NOR	NOR	NOR	NOR	NOR	NOR	NOR	NOR	NOR	NOR	NOR	NOR	NOR	NOR	NOR	0	0	0	0	
Streeter, Tommy	IR	IR	IR	IR	IR	IR	IR	IR	IR	IR	IR	IR	IR	IR	IR	IR	IR	0	0	0	0	
Suggs, Terrell	PUP	PUP	PUP	PUP	PUP	RUSH	RUSH	RUSH	RUSH	RUSH	RUSH	RUSH	RUSH	RUSH	INA	RUSH	RUSH	8	8	0	2	
Taylor, Tyrod	X	DNP	DNP	X	X	DNP	DNP	X	X	DNP	DNP	DNP	DNP	DNP	X	X	DNP	7	0	9	0	
Thompson, Christian	X	X	X	X	INA	X	X	X	INA	IR	IR	IR	IR	IR	IR	IR	IR	7	0	0	2	
Thompson, Deonte	X	X	X	X	X	INA	INA	INA	INA	INA	INA	INA	INA	INA	X	INA	INA	6	0	0	10	
Tucker, Justin	X	X	X	X	X	X	X	X	X	X	X	X	X	X	X	X	X	16	0	0	0	
Tyson, DeAngelo	INA	INA	INA	INA	INA	X	X	DT	X	X	X	X	X	X	DE	X	X	10	2	0	6	
Upshaw, Courtney	X	RUSH	RUSH	RUSH	RUSH	X	X	X	OLB	X	RUSH	X	SAM	SAM	SAM	X	X	16	9	0	0	
Webb, Lardarius	LCB	LCB	LCB	LCB	LCB	IR	IR	IR	IR	IR	IR	IR	IR	IR	IR	IR	IR	6	6	0	0	
Williams, Bobbie	X	X	X	X	X	LG	LG	LG	LG	INA	INA	X	X	RG	INA	RG	X	13	6	0	3	
Williams, Cary	RCB	RCB	RCB	RCB	RCB	RCB	RCB	RCB	RCB	RCB	RCB	RCB	RCB	RCB	RCB	RCB	RCB	16	16	0	0	
Williams, LaQuan	INA	INA	INA	X	X	X	X	X	X	X	X	X	X	X	IR	IR	IR	11	0	0	4	
Yanda, Marshal	RG	RG	RG	RG	RG	RG	RG	RG	RG	RG	RG	RG	INA	RG	INA	RG	RG	14	14	0	2	

X=substituted; IR=injured reserve; PUP=physically unable to perform; NOR=not on roster; PS=practice squad; PSIL=Practice Squad Injured List; SUS=suspended

GAME-BY-GAME STARTERS

OFFENSE												
GAME	WR	LT	LG	C	RG	RT	TE	WR	QB	RB	FB	OTHER
09/10/12	Cincinnati	Oher	Harewood	Birk	Yanda	Osemele	Pitta	T. Smith	Flacco	Rice	n/a	J. Jones -WR
09/16/12	at Philadelphia	Oher	Harewood	Birk	Yanda	Osemele	Pitta	T. Smith	Flacco	Rice	n/a	J. Jones -WR
09/23/12	New England	Oher	Harewood	Birk	Yanda	Osemele	Dickson	T. Smith	Flacco	Rice	Leach	n/a
09/27/12	Cleveland	Oher	Harewood	Birk	Yanda	Osemele	Pitta	T. Smith	Flacco	Rice	n/a	Dickson -TE
10/07/12	at Kansas City	Oher	Harewood	Birk	Yanda	Osemele	Dickson	T. Smith	Flacco	Rice	Leach	n/a
10/14/12	Dallas	Oher	B. Williams	Birk	Yanda	Osemele	Dickson	T. Smith	Flacco	Rice	Leach	n/a
10/21/12	at Houston	Oher	B. Williams	Birk	Yanda	Osemele	Dickson	T. Smith	Flacco	Rice	Leach	n/a
11/04/12	at Cleveland	Oher	B. Williams	Birk	Yanda	Osemele	Dickson	T. Smith	Flacco	Rice	Leach	n/a
11/11/12	Oakland	Oher	B. Williams	Birk	Yanda	Osemele	Dickson	T. Smith	Flacco	Rice	Leach	n/a
11/18/12	at Pittsburgh	Oher	Reid	Birk	Yanda	Osemele	Dickson	T. Smith	Flacco	Rice	Leach	n/a
11/25/12	at San Diego	Oher	Reid	Birk	Yanda	Osemele	Dickson	T. Smith	Flacco	Rice	Leach	n/a
12/02/12	Pittsburgh	Oher	Reid	Birk	Yanda	Osemele	Dickson	T. Smith	Flacco	Rice	Leach	n/a
12/09/12	at Washington	Oher	Reid	Birk	Yanda	Osemele	Bajerna	T. Smith	Flacco	Rice	Leach	n/a
12/16/12	Denver	Oher	Reid	Birk	Yanda	Osemele	Pitta	T. Smith	Flacco	Rice	Leach	n/a
12/23/12	NY Giants	Oher	Reid	Birk	Yanda	Osemele	Pitta	T. Smith	Flacco	Rice	Leach	n/a
12/30/12	at Cincinnati	Oher	Reid	Birk	Yanda	Osemele	Dickson	T. Smith	Flacco	Rice	Leach	n/a
01/06/13	Indianapolis (WC)	McKinnie	Osemele	Birk	Yanda	Oher	Dickson	T. Smith	Flacco	Rice	n/a	Pitta (TE)
01/12/13	at Denver (Div.)	McKinnie	Osemele	Birk	Yanda	Oher	Dickson	T. Smith	Flacco	Rice	Leach	

DEFENSE												
GAME	DT	DE	NT	SAM	MIKE	WILL	RUSH	RCB	LCB	SS	FS	OTHER
09/10/12	Cincinnati	Ngata	McPhee	Kemoeatu	McClellan	McClellan	Kruger	C. Williams	Webb	Pollard	Reed	n/a
09/16/12	at Philadelphia	Ngata	McPhee	Kemoeatu	McClellan	McClellan	Upshaw	C. Williams	Webb	Pollard	Reed	n/a
09/23/12	New England	Ngata	McPhee	Kemoeatu	McClellan	McClellan	Upshaw	C. Williams	Webb	Pollard	Reed	n/a
09/27/12	Cleveland	Ngata	McPhee	Kemoeatu	McClellan	McClellan	Upshaw	C. Williams	Webb	Pollard	Reed	n/a
10/07/12	at Kansas City	Ngata	McPhee	Kemoeatu	McClellan	McClellan	Upshaw	C. Williams	Webb	Pollard	Reed	n/a
10/14/12	Dallas	Ngata	McPhee	Kemoeatu	McClellan	McClellan	Upshaw	C. Williams	Webb	Pollard	Reed	n/a
10/21/12	at Houston	Ngata	A. Jones	Cody	McClellan	McClellan	Suggs	C. Williams	J. Smith	Pollard	Reed	n/a
11/04/12	at Cleveland	Ngata	A. Jones	Kemoeatu	Kruger	McClellan	Suggs	C. Williams	J. Smith	Pollard	Reed	n/a
11/11/12	Oakland	Tyson	A. Jones	Kemoeatu	McClellan	McClellan	Suggs	C. Williams	Graham	Pollard	Reed	n/a
11/18/12	at Pittsburgh	Ngata	A. Jones	Kemoeatu	McClellan	McClellan	Suggs	C. Williams	Graham	Pollard	Reed	n/a
11/25/12	at San Diego	Ngata	n/a	Kemoeatu	McClellan	McClellan	Suggs	C. Williams	Graham	Pollard	Reed	Upshaw - OLB
12/02/12	Pittsburgh	Ngata	n/a	Kemoeatu	Kruger	McClellan	Suggs	C. Williams	Graham	Pollard	Reed	Brown - CB
12/09/12	at Washington	Ngata	n/a	Cody	McClellan	McClellan	Kruger	C. Williams	Graham	Pollard	Reed	Upshaw - OLB
12/16/12	Denver	Ngata	n/a	Cody	McClellan	McClellan	Suggs	C. Williams	Graham	Pollard	Reed	Johnson - CB
12/23/12	NY Giants	Ngata	A. Jones	Kemoeatu	Upshaw	McClellan	Suggs	C. Williams	Graham	Ihedigbo	Reed	n/a
12/30/12	at Cincinnati	A. Jones	Tyson	Kemoeatu	Upshaw	McClellan	Kruger	C. Williams	Graham	Ihedigbo	Reed	n/a
01/06/13	Indianapolis (WC)	Ngata	A. Jones	Kemoeatu	Upshaw	McClellan	Suggs	C. Williams	Graham	Pollard	Reed	n/a
01/12/13	at Denver (Div.)	Ngata	Kruger	Kemoeatu	n/a	McClellan	Suggs	C. Williams	Graham	Pollard	Reed	Brown - CB

Bold denotes first NFL start

2012 TRANSACTIONS

- **Jan. 23:** Signed RB Damien Berry, WR Rodney Bradley, TE Davon Drew, DT Bryan Hall, WR/RS Phillip Livas, C Cecil Newton and WR Patrick Williams to Reserve/Future contracts.
- **Jan. 26:** Signed G Howard Barbieri and ILB Cody Glenn to Reserve/Future contracts.
- **March 2:** Designated RB Ray Rice as the team's franchise player; Terminated the contracts of CB Chris Carr and WR Lee Evans; Placed RB Ricky Williams on the Reserve/Retired list.
- **March 5:** Terminated the contract of CB Dominique Foxworth.
- **March 15:** Signed OLB Chavis Williams.
- **March 16:** Re-signed unrestricted free agent C Matt Birk.
- **March 23:** Re-signed unrestricted free agents LB Brendon Ayanbadejo and LB Jameel McClain; Signed unrestricted free agents S Sean Considine and CB Corey Graham.
- **April 6:** Signed restricted free agent CB Lardarius Webb to a six-year contract.
- **April 16:** Signed exclusive free agents G/C Justin Boren, LB Josh Bynes, LS Morgan Cox, DB Danny Gorrer and OLB Sergio Kindle.
- **April 17:** Signed restricted free agent LB Dannell Ellerbe.
- **April 20:** Signed **QB Curtis Painter**.
- **April 30:** Signed **LS Patrick Scales**.
- **May 2:** Signed **NT Maake Kemoeatu**.
- **May 7:** Signed **DT Ryan McBean**; Signed restricted free agent CB Cary Williams.
- **May 11:** Signed rookie free agents **FB Jamison Berryhill**, **QB John Brantley**, **CB Charles Brown**, **S Omar Brown**, **G/T Jack Cornell**, **FB Chad Diehl**, **LB Eltoro Freeman**, **WR Devin Goda**, **WR Dorian Graham**, **DE/DT Elliott Henigan**, **NT Nicholas Jean-Baptiste**, **NT Ishmaa'ily Kitchen**, **G Antoine McClain**, **DE Terrence Moore**, **RB Brandon Pendergrass**, **TE Nick Provo**, **S Cuhl Quarles**, **RB Bobby Rainey** and **WR Deonte Thompson**
- **May 12:** Signed rookie free agent **OL Addison Lawrence**.
- **May 15:** Waived FB Jamison Berryhill, CB Charles Brown, LB Eltoro Freeman and TE Nick Provo; Signed rookie free agents **TE Matt Balasavage**, **LB Nigel Carr**, **TE Bruce Figgins**, **CB Jordan Maybin** and **QB Chester Stewart**.
- **May 16:** Waived FB Chad Diehl.
- **May 17:** Waived FB Jamison Berryhill.
- **May 29:** Waived WR Phillip Livas; Signed rookie free agent **K Justin Tucker**.
- **May 31:** Waived RB Brandon Pendergrass.
- **June 11:** Signed free agent **G Bobbie Williams**.
- **June 12:** Waived DE/DT Elliott Henigan; Signed free agent **C/G Tony Wragge**.
- **June 13:** Waived WR Rodney Bradley and LB Cody Glenn.
- **July 16:** Signed franchise player RB Ray Rice to a five-year contract.
- **July 23:** Waived G Howard Barbieri.
- **July 25:** Signed free agents **LB Darryl Blackstock**, **LB Ricky Brown** and **T Cord Howard**.
- **July 26:** Waived FB Jamison Berryhill; Signed free agent **WR Logan Payne**.
- **Aug. 1:** Waived QB John Brantley; Signed free agent **TE Billy Bajema**.
- **Aug. 3:** Waived G/T Paul Madsen.
- **Aug. 4:** Signed free agent **LB Stevie Baggs**.
- **Aug. 26:** Terminated the contract of vested veteran K Billy Cundiff; Waived TE Davon Drew, WR Devin Goda, OL Addison Lawrence, CB Jordan Mabin, C Cecil Newton, LS Patrick Scales, QB Chester Stewart and WR Patrick Williams.
- **Aug. 27:** Placed LB Stevie Baggs (leg), LB Darryl Blackstock (leg), S Emanuel Cook (leg) and DT Ryan McBean (ankle) on Injured Reserve; Placed WR/RS David Reed (knee) and OLB Terrell Suggs (Achilles) on Physically Unable to Perform list.
- **Aug. 31:** Waived RB Anthony Allen, S Omar Brown, LB Josh Bynes, LB Nigel Carr, G/T Jack Cornell, WR Dorian Graham, G/T Cord Howard, NT Nicolas Jean-Baptiste, NT Ishmaa'ily Kitchen, G Antoine McClain, DE Terrence Moore, QB Curtis Painter, WR Logan Payne, S Cuhl Quarles and OLB Chavis Williams; Terminated the contract of vested veteran G Tony Wragge; Placed TE Matt Balasavage (ankle), RB Damien Berry (neck/shoulder), G/C Justin Boren (foot), LB Ricky Brown (head), TE Bruce Figgins (shoulder) and WR Tommy Streeeter (foot) on Injured Reserve.
- **Sept. 1:** Signed RB Anthony Allen, S Omar Brown, LB Josh Bynes, G/T Jack Cornell and G Antoine McClain to the practice squad.
- **Sept. 3:** Waived DB Danny Gorrer; Signed free agent **S James Ihedigbo** to the 53-man roster; Signed **QB Dennis Dixon**, **LB Adrian Hamilton** and **DB Anthony Levine** to the practice squad.
- **Sept. 4:** Waived (injury settlements) LB Stevie Baggs and TE Matt Balasavage.
- **Sept. 6:** Waived (injury settlement) TE Bruce Figgins.
- **Sept. 7:** Waived (injury settlements) LB Darryl Blackstock and G/C Justin Boren.
- **Sept. 10:** Waived RB Bobby Rainey and signed RB Anthony Allen from the practice squad to the 53-man roster.
- **Sept. 12:** Signed RB Bobby Rainey to the practice squad.
- **Oct. 16:** Placed CB/RS Lardarius Webb (knee) on Injured Reserve; Signed RB Bobby Rainey from the practice squad to the 53-man roster.
- **Oct. 17:** Placed LB Ray Lewis (triceps) on Injured Reserve - Designated for Return; Signed LB Josh Bynes from the practice squad to the 53-man roster; Signed LB Nigel Carr and CB Jordan Mabin to the practice squad.
- **Oct. 20:** Waived OLB Sergio Kindle; Activated OLB Terrell Suggs from the Physically Unable to Perform list to the 53-man roster.
- **Oct. 23:** Waived CB Jordan Mabin from the practice squad; Signed OLB Sergio Kindle to the practice squad.
- **Nov. 7:** Waived QB Dennis Dixon from the practice squad; Signed **TE Alex Silvestro** to the practice squad.
- **Nov. 14:** Placed RB Bobby Rainey (knee) on Injured Reserve; Signed free agent **CB Chris Johnson** to the 53-man roster; Waived S Omar Brown from the practice squad and re-signed QB Dennis Dixon to the practice squad.
- **Nov. 17:** Placed S Christian Thompson (knee) on Injured Reserve; Signed DB Anthony Levine from the practice squad to the 53-man roster; Re-signed S Omar Brown to the practice squad.
- **Nov. 26:** Placed DB Anthony Levine (shoulder) on Injured Reserve; Activated WR/RS David Reed from the Physically Unable to Perform list to the 53-man roster.
- **Dec. 12:** Signed S Omar Brown from the practice squad to the active roster following CB Asa Jackson's NFL suspension (four games); Signed **LB D.J. Bryant** to the practice squad.
- **Dec. 18:** Waived LB D.J. Bryant from the practice squad and signed **RB Lonyae Miller** to the practice squad.
- **Dec. 22:** Placed LB Jameel McClain (neck) on Injured Reserve and signed OLB Adrian Hamilton from the practice squad to the 53-man roster.
- **Dec. 24:** Re-signed LB D.J. Bryant to the practice squad.
- **Dec. 26:** Placed WR LaQuan Williams (thigh) on Injured Reserve and activated LB Ray Lewis from the Injured Reserve - Designated to Return list.
- **Jan. 7:** Waived OLB Sergio Kindle from the practice squad.
- **Jan. 8:** Signed **C Reggie Stephens** to the practice squad.
- **Jan. 11:** Placed G/T Jah Reid (toe) on Injured Reserve; Activated CB/RS Asa Jackson to the 53-man roster.

(Bold denotes first time player has joined the Ravens.)

HOW THE RAVENS ARE BUILT

HOW ACQUIRED

YEAR	PLAYER	ACQ.
1996	LB Ray Lewis	D1b
2002	S Ed Reed	D1
2003	OLB Terrell Suggs	D1a
2006	P Sam Koch	D6a
	DT Haloti Ngata	D1
2007	G/T Marshal Yanda	D3b
2008	LB Brendon Ayanbadejo	UFA (Chi.)
	QB Joe Flacco	D1
	LB Jameel McClain [IR]	RFA
	RB Ray Rice	D2
2009	C Matt Birk	UFA (Min.)
	LB Dannell Ellerbe	RFA
	OLB Paul Kruger	D2
	T Michael Oher	D1
	CB/RS Lardarius Webb [IR]	D3
	CB Cary Williams	FA
2010	WR Anquan Boldin	TR (Ari.)
	NT Terrence Cody	D2b
	LS Morgan Cox	RFA
	TE Ed Dickson	D3
	T Ramon Harewood	D6
	DE Arthur Jones	D5b
	LB Albert McClellan	RFA
	TE Dennis Pitta	D4
	WR/RS David Reed	D5a
2011	RB Damien Berry [IR]	RFA
	LB Josh Bynes	RFA
	CB Chykie Brown	D5a
	S Emanuel Cook [IR]	FA
	WR Tandon Doss	D4
	FB Vonta Leach	UFA (Hou.)
	DT Bryan Hall	RFA
	OLB Michael McAdoo [IR]	RFA
	T Bryant McKinnie	FA
	DE Pernell McPhee	D5b
	S Bernard Pollard	UFA (Hou.)
	T Jah Reid [IR]	D3
	CB Jimmy Smith	D1
	WR Torrey Smith	D2
	QB Tyrod Taylor	D6
	RB Anthony Allen	D7
	WR LaQuan Williams [IR]	RFA
2012	TE Billy Bajema	UFA (STL)
	S Omar Brown	FA
	LB Ricky Brown [IR]	FA
	S Sean Considine	UFA (Ari.)
	G/C Gino Gradkowski	D4a
	CB Corey Graham	UFA (Chi.)
	OLB Adrian Hamilton	RFA
	S James Ihedigbo	FA
	CB/RS Asa Jackson	D5
	CB Chris Johnson	FA
	WR/RS Jacoby Jones	FA
	NT Ma'ake Kemoeatu	FA
	DB Anthony Levine [IR]	FA
	DT Ryan McBean [IR]	FA
	G/T Kelechi Osemele	D2b
	RB Bernard Pierce	D3
	RB Bobby Rainey [IR]	RFA
	WR Tommy Streater [IR]	D6
	S Christian Thompson [IR]	D4b
	WR Deonte Thompson	RFA
	K Justin Tucker	RFA
	DE DeAngelo Tyson	D7
	OLB Courtney Upshaw	D2a
	G Bobbie Williams	FA

RAVENS BY DRAFT ROUND

1st ROUND (8)	TEAM	YEAR
LB Ray Lewis	Baltimore	1996 (26th)
T Bryant McKinnie	Minnesota	2002 (7th)
S Ed Reed	Baltimore	2002 (24th)
OLB Terrell Suggs	Baltimore	2003 (10th)
DT Haloti Ngata	Baltimore	2006 (12th)
QB Joe Flacco	Baltimore	2008 (18th)
T Michael Oher	Baltimore	2009 (23rd)
CB Jimmy Smith	Baltimore	2010 (27th)
2nd ROUND (9)		
G Bobbie Williams	Philadelphia	2000
WR Anquan Boldin	Arizona	2003
S Bernard Pollard	Kansas City	2006
RB Ray Rice	Baltimore	2008
OLB Paul Kruger	Baltimore	2009
NT Terrence Cody	Baltimore	2010
WR Torrey Smith	Baltimore	2011
OLB Courtney Upshaw	Baltimore	2012
G/T Kelechi Osemele	Baltimore	2012
3rd ROUND (6)		
WR/RS Jacoby Jones	Houston	2007
G/T Marshal Yanda	Baltimore	2007
CB/RS Lardarius Webb [IR]	Baltimore	2009
TE Ed Dickson	Baltimore	2010
T Jah Reid [IR]	Baltimore	2011
RB Bernard Pierce	Baltimore	2012
4th ROUND (6)		
S Sean Considine	Philadelphia	2005
DT Ryan McBean [IR]	Pittsburgh	2007
TE Dennis Pitta	Baltimore	2010
WR Tandon Doss	Baltimore	2011
G/C Gino Gradkowski	Baltimore	2012
S Christian Thompson [IR]	Baltimore	2012
5th ROUND (6)		
CB Corey Graham	Chicago	2007
WR/RS David Reed	Baltimore	2010
DE Arthur Jones	Baltimore	2010
CB Chykie Brown	Baltimore	2011
DE Pernell McPhee	Baltimore	2011
CB/RS Asa Jackson	Baltimore	2012
6th ROUND (5)		
C Matt Birk	Minnesota	1998
P Sam Koch	Baltimore	2006
T Ramon Harewood	Baltimore	2010
QB Tyrod Taylor	Baltimore	2011
WR Tommy Streater [IR]	Baltimore	2012
7th ROUND (5)		
CB Chris Johnson	Green Bay	2003
TE Billy Bajema	San Francisco	2005
CB Cary Williams	Tennessee	2008
RB Anthony Allen	Georgia Tech	2011
DE DeAngelo Tyson	Baltimore	2012
UNDRAFTED (21)		
LB Brendon Ayanbadejo	Atlanta	1999
NT Ma'ake Kemoeatu	Baltimore	2002
FB Vonta Leach	Green Bay	2004
LB Ricky Brown [IR]	Oakland	2006
S James Ihedigbo	New York Jets	2007
LB Jameel McClain [IR]	Baltimore	2008
S Emanuel Cook [IR]	New York Jets	2009
LB Dannell Ellerbe	Baltimore	2009
LS Morgan Cox	Baltimore	2010
DB Anthony Levine [IR]	Green Bay	2010
LB Albert McClellan	Baltimore	2010
RB Damien Berry [IR]	Baltimore	2011
LB Josh Bynes	Baltimore	2011
DT Bryan Hall	Baltimore	2011
OLB Michael McAdoo [IR]	Baltimore	2011
WR LaQuan Williams [IR]	Baltimore	2011
S Omar Brown	Baltimore	2012
OLB Adrian Hamilton	Dallas	2012
RB Bobby Rainey [IR]	Baltimore	2012
WR Deonte Thompson	Baltimore	2012
K Justin Tucker	Baltimore	2012

2012 RAVENS POSTSEASON STATISTICS

WON 2, LOST 0

01/06 W 24- 9 Indianapolis 71,379
 01/12 W 38-35 2OT at Denver 76,732

	Balt.	Opp.
TOTAL FIRST DOWNS	39	55
Rushing	10	15
Passing	25	31
Penalty	4	9
3rd Down: Made/Att	11/27	16/36
3rd Down Pct.	40.7	44.4
4th Down: Made/Att	0/1	1/3
4th Down Pct.	0.0	33.3
POSSESSION AVG.	25:56	34:04
TOTAL NET YARDS	918	817
Avg. Per Game	459.0	408.5
Total Plays	130	174
Avg. Per Play	7.1	4.7
NET YARDS RUSHING	325	277
Avg. Per Game	162.5	138.5
Total Rushes	71	71
NET YARDS PASSING	593	540
Avg. Per Game	296.5	270.0
Sacked/Yards Lost	2/20	6/38
Gross Yards	613	578
Att./Completions	57/30	97/56
Completion Pct.	52.6	57.7
Had Intercepted	0	3
PUNTS/AVERAGE	12/46.6	9/48.7
NET PUNTING AVG.	12/35.8	9/39.9
PENALTIES/YARDS	17/126	15/124
FUMBLES/BALL LOST	3/3	3/2
TOUCHDOWNS	8	5
Rushing	2	0
Passing	5	3
Returns	1	2

* SCORE BY PERIODS	Q1	Q2	Q3	Q4	OT	PTS		
TEAM	14	17	14	14	3	62		
OPPONENTS	14	13	10	7	0	44		
* SCORING	TD-Ru	Pa	Rt	K-PAT	FG	S	PTS	
Tucker	0	0	0	8/8	2/2	0	14	
T. Smith	2	0	2	0		0	12	
Boldin	1	0	1	0		0	6	
Graham	1	0	0	1		0	6	
J. Jones	1	0	1	0		0	6	
Leach	1	1	0	0		0	6	
Pitta	1	0	1	0		0	6	
Rice	1	1	0	0		0	6	
TEAM	8	2	5	1	8/8	2/2	0	62
OPPONENTS	5	0	3	2	5/5	3/5	0	44

2-Pt Conv: TEAM 0-0, OPPONENTS 0-0

SACKS: Kruger 2.5, Suggs 2, McPhee 1, Graham 0.5, TEAM 6, OPPONENTS 2

FUM/LOST: Rice 2/2, Flacco 1/1

* RUSHING	No.	Yds	Avg	Long	TD
Rice	45	199	4.4	32	1
Pierce	18	117	6.5	43	0
Leach	2	5	2.5	3	1
Flacco	5	4	0.8	7	0
T. Smith	1	0	0.0	0	0
TEAM	71	325	4.6	43	2
OPPONENTS	71	277	3.9	24	0

* RECEIVING	No.	Yds	Avg	Long	TD
Boldin	11	216	19.6	50	1
T. Smith	5	129	25.8	59t	2
Pitta	5	82	16.4	24	1
Dickson	4	53	13.3	24	0
J. Jones	3	85	28.3	70t	1
Rice	1	47	47.0	47	0
Leach	1	1	1.0	1	0
TEAM	30	613	20.4	70t	5
OPPONENTS	56	578	10.3	32	3

* INTERCEPTIONS	No.	Yds	Avg	Long	TD
Graham	2	39	19.5	39t	1
C. Williams	1	41	41.0	41	0
TEAM	3	80	26.7	41	1
OPPONENTS	0	0	---	---	0

* PUNTING	No.	Yds	Avg	Net	TB	In	Lg	B
Koch	12	559	46.6	35.8	2	7	60	0
TEAM	12	559	46.6	35.8	2	7	60	0
OPPONENTS	9	438	48.7	39.9	0	3	59	0

* PUNT RETURNS	Ret	FC	Yds	Avg	Long	TD
J. Jones	5	1	71	14.2	34	0
Doss	1	0	8	8.0	8	0
E. Reed	1	0	0	0.0	0	0
TEAM	7	1	79	11.3	34	0
OPPONENTS	3	2	90	30.0	90t	1

* KICKOFF RETURNS	No.	Yds	Avg	Long	TD
J. Jones	6	124	20.7	37	0
TEAM	6	124	20.7	37	0
OPPONENTS	4	171	42.8	104t	1

* FIELD GOALS	1-19	20-29	30-39	40-49	50+
Tucker	0/0	1/1	0/0	1/1	0/0
TEAM	0/0	1/1	0/0	1/1	0/0
OPPONENTS	0/0	1/1	0/0	1/2	1/2
Tucker: (23G)(47G)					
TEAM: (23G)(47G)					
OPPONENTS: (47G,52G,26G,40N)(52N)					

* PASSING	Att	Cmp	Yds	Cmp%	Yds/Att	TD	TD%	Int	Int%	Long	Sack/Lost	Rating
Flacco	57	30	613	52.6	10.75	5	8.8	0	0.0	70t	2/ 20	120.0
TEAM	57	30	613	52.6	10.75	5	8.8	0	0.0	70t	2/ 20	120.0
OPPONENTS	97	56	578	57.7	5.96	3	3.1	3	3.1	32	6/ 38	72.4

2012 RAVENS POSTSEASON DEFENSIVE STATS

from Press Box Stats

Name	Total	Solo	Assists	Sacks	Yds.	INT	Yds.	PD	FF	FR
Lewis, Ray	30	19	11	0	0	0	0	1	0	0
Ellerbe, Dannell	18	17	1	0	0	0	0	1	0	0
Williams, Cary	16	13	3	0	0	1	41	3	0	0
Graham, Corey	15	12	3	0.5	3	2	39	5	0	0
Suggs, Terrell	12	10	2	2	8	0	0	1	1	0
Brown, Chykie	8	6	2	0	0	0	0	2	0	0
Reed, Ed	8	7	1	0	0	0	0	2	0	0
Kruger, Paul	7	6	1	2.5	18	0	0	1	1	1
Ngata, Haloti	7	6	1	0	0	0	0	1	0	0
Pollard, Bernard	6	5	1	0	0	0	0	3	0	0
Jones, Arthur	5	3	2	0	0	0	0	0	0	0
Kemoeatu, Ma'ake	4	2	2	0	0	0	0	0	0	0
McPhee, Pernell	4	2	2	1	9	0	0	0	1	1
Upshaw, Courtney	4	3	1	0	0	0	0	0	0	0
Ayanbadejo, Brendon	2	2	0	0	0	0	0	0	0	0
Cody, Terrence	2	2	0	0	0	0	0	0	0	0
Ihedigbo, James	1	1	0	0	0	0	0	0	0	0
Totals	149	116	33	6	38	3	80	20	3	2

2012 RAVENS POSTSEASON SPECIAL TEAMS STATS

from Press Box Stats

Name	Total	Solo	Assists	FF	FR	Blocked Kicks
Brown, Chykie	1	1	0	0	0	0
Bynes, Josh	1	1	0	0	0	0
Considine, Sean	1	1	0	0	0	0
McCellan, Albert	1	1	0	0	0	0
Smith, Jimmy	1	1	0	0	0	0
Totals	5	5	0	0	0	0

2012 POSTSEASON SINGLE-GAME BESTS

Tackles:	17 by Ray Lewis at Den. (1/12/13)
Sacks:	2.5 by Paul Kruger vs. Ind. (1/6/13)
Tackles For Loss:	1 by four different players
Interceptions:	2 by Corey Graham at Den. (1/12/13)
Passes Defensed:	3 by Corey Graham at Den. (1/12/13)
Forced Fumbles:	1 by three different players
Fumble Recoveries:	1 by Paul Kruger at Den. (1/12/13) and Pernell McPhee vs. Ind. (1/6/13)
Special Teams Tackles:	1 by five different players at Den. (1/12/13)



2012 RAVENS STATISTICS

WON 10, LOST 6

09/10	W 44-13	Cincinnati	71,064
09/16	L 23-24	at Philadelphia	69,144
09/23	W 31-30	New England	71,269
09/27	W 23-16	Cleveland	70,944
10/07	W 9-6	at Kansas City	68,803
10/14	W 31-29	Dallas	71,384
10/21	L 13-43	at Houston	71,708
11/04	W 25-15	at Cleveland	65,449
11/11	W 55-20	Oakland	71,339
11/18	W 13-10	at Pittsburgh	63,446
11/25	W 16-13 OT	at San Diego	57,882
12/02	L 20-23	Pittsburgh	71,442
12/09	L 28-31 OT	at Washington	81,178
12/16	L 17-34	Denver	71,317
12/23	W 33-14	New York Giants	71,470
12/30	L 17-23	at Cincinnati	61,565

	Balt.	Opp.
TOTAL FIRST DOWNS	314	326
Rushing	98	105
Passing	182	187
Penalty	34	34
3rd Down: Made/Att	80/217	83/232
3rd Down Pct.	36.9	35.8
4th Down: Made/Att	6/14	6/12
4th Down Pct.	42.9	50.0
POSSESSION AVG.	28:09	31:51
TOTAL NET YARDS	5640	5615
Avg. Per Game	352.5	350.9
Total Plays	1042	1086
Avg. Per Play	5.4	5.2
NET YARDS RUSHING	1901	1965
Avg. Per Game	118.8	122.8
Total Rushes	444	492
NET YARDS PASSING	3739	3650
Avg. Per Game	233.7	228.1
Sacked/Yards Lost	38/257	37/250
Gross Yards	3996	3900
Att./Completions	560/334	557/335
Completion Pct.	59.6	60.1
Had Intercepted	11	13
PUNTS/AVERAGE	83/47.1	89/46.2
NET PUNTING AVG.	83/40.8	89/41.2
PENALTIES/YARDS	121/1127	107/929
FUMBLES/BALL LOST	14/5	23/12
TOUCHDOWNS	44	33
Rushing	17	15
Passing	22	15
Returns	5	3

* SCORE BY PERIODS	Q1	Q2	Q3	Q4	OT	PTS
TEAM	88	108	98	101	3	398
OPPONENTS	70	103	86	82	3	344

* SCORING	TD	Ru	Pa	Rt	K-PAT	FG	S	PTS
Tucker	0	0	0	0	42/42	30/33	0	132
Rice	10	9	1	0			0	60
T. Smith	8	0	8	0			0	48
Pitta	7	0	7	0			0	42
Boldin	4	0	4	0			0	26
J. Jones	4	0	1	3			0	24
Flacco	3	3	0	0			0	18
Allen	1	1	0	0			0	6
Doss	1	0	1	0			0	6
Koch	1	1	0	0			0	6
Leach	1	1	0	0			0	6
Pierce	1	1	0	0			0	6
E. Reed	1	0	0	1			0	6
Taylor	1	1	0	0			0	6
C. Williams	1	0	0	1			0	6
TEAM	44	17	22	5	42/42	30/33	0	398
OPPONENTS	33	15	15	3	31/31	37/39	1	344

2-Pt Conv: Boldin, TEAM 1-2, OPPONENTS 1-2

SACKS: Kruger 9, Ngata 5, Ellerbe 4.5, A. Jones 4.5, Pollard 2, Suggs 2, McPhee 1.5, Upshaw 1.5, Ayanbadejo 1, O. Brown 1, Ihedigbo 1, Kemoeatu 1, Lewis 1, McClellan 1, C. Williams 1,

TEAM 37, OPPONENTS 38

FUM/LOST: Flacco 9/4, J. Jones 2/0, Gradkowski 1/0, Rice 1/0, D. Thompson 1/1

* RUSHING	No.	Yds	Avg	Long	TD
Rice	257	1143	4.4	46	9
Pierce	108	532	4.9	78	1
Taylor	14	73	5.2	28	1
Allen	16	61	3.8	20	1
Leach	9	32	3.6	6	1
Flacco	32	22	0.7	16	3
Koch	2	17	8.5	10	1
T. Smith	3	9	3.0	13	0
J. Jones	1	6	6.0	6	0
Boldin	1	3	3.0	3	0
Considine	1	3	3.0	3	0
TEAM	444	1901	4.3	78	17
OPPONENTS	492	1965	4.0	31t	15

* RECEIVING	No.	Yds	Avg	Long	TD
Boldin	65	921	14.2	43	4
Pitta	61	669	11.0	61t	7
Rice	61	478	7.8	43	1
T. Smith	49	855	17.4	54	8
J. Jones	30	406	13.5	47	1
Dickson	21	225	10.7	40	0
Leach	21	143	6.8	18	0
Doss	7	123	17.6	39	1
Pierce	7	47	6.7	11	0
D. Reed	5	66	13.2	23	0
D. Thompson	5	51	10.2	25	0
Allen	2	12	6.0	7	0
TEAM	334	3996	12.0	61t	22
OPPONENTS	335	3900	11.6	59	15

* INTERCEPTIONS	No.	Yds	Avg	Long	TD
C. Williams	4	90	22.5	63t	1
E. Reed	4	78	19.5	34t	1
Graham	2	20	10.0	20	0
Webb	1	8	8.0	8	0
Kruger	1	0	0.0	0	0
Pollard	1	0	0.0	0	0
TEAM	13	196	15.1	63t	2
OPPONENTS	11	231	21.0	98t	3

* PUNTING	No.	Yds	Avg	Net	TB	In	Lg	B
Koch	83	3911	47.1	40.8	7	28	60	0
TEAM	83	3911	47.1	40.8	7	28	60	0
OPPONENTS	89	4113	46.2	41.2	2	32	63	0

* PUNT RETURNS	Ret	FC	Yds	Avg	Long	TD
J. Jones	37	16	341	9.2	63t	1
Doss	4	4	53	13.3	40	0
E. Reed	1	1	1	1.0	1	0
Webb	1	5	9	9.0	9	0
TEAM	43	26	404	9.4	63t	1
OPPONENTS	49	13	383	7.8	64	0

* KICKOFF RETURNS	No.	Yds	Avg	Long	TD
J. Jones	38	1167	30.7	108t	2
D. Thompson	15	389	25.9	49	0
Allen	3	56	18.7	20	0
Gradkowski	1	12	12.0	12	0
Graham	1	7	7.0	7	0
Pitta	1	0	0.0	0	0
L. Williams	1	5	5.0	5	0
TEAM	60	1636	27.3	108t	2
OPPONENTS	37	859	23.2	42	0

* FIELD GOALS	1-19	20-29	30-39	40-49	50+
Tucker	0/0	8/8	8/8	10/13	4/4
TEAM	0/0	8/8	8/8	10/13	4/4
OPPONENTS	1/1	7/7	14/14	12/13	3/4
Tucker:	(46G, 40G, 39G)	(56G, 51G, 48G)	(27G)	(45G, 47N)	(28G, 26G, 39G)
Opp:	(34G, 19G)	(23G)	(37G, 49G, 20G)	(51G, 50G, 52G)	(30G, 31G)
	(42G, 43G, 34G, 51N)	(33G, 29G)	(32G, 28G, 29G, 33G, 41G)	(32G, 47G)	(22G)
	(47G, 30G)	(46G, 41G, 42G)	(48G, 49G, 34G)	(27G, 36G, 45N)	()
	(47G, 32G, 38G)	()	()	()	()

* PASSING	Att	Cmp	Yds	Cmp%	Yds/Att	TD	TD%	Int	Int%	Long	Sack/Lost	Rating
Flacco	531	317	3817	59.7	7.19	22	4.1	10	1.9	61t	35/ 227	87.7
Taylor	29	17	179	58.6	6.17	0	0.0	1	3.4	25	3/ 30	62.3
TEAM	560	334	3996	59.6	7.14	22	3.9	11	2.0	61t	38/ 257	86.4
OPPONENTS	557	335	3900	60.1	7.00	15	2.7	13	2.3	59	37/ 250	80.6

2012 RAVENS DEFENSIVE STATS

from Press Box Stats

Name	Total	Solo	Assists	Sacks	Yds.	INT	Yds.	PD	FF	FR
Pollard, Bernard	98	71	27	2	14	1	0	6	0	0
Ellerbe, Dannell	89	66	23	4.5	29.5	0	0	2	0	0
McClain, Jameel	79	57	22	0	0	0	0	3	0	0
Williams, Cary	75	67	8	1	9	4	90	17	0	0
Reed, Ed	58	49	9	0	0	4	78	15	0	3
Lewis, Ray	57	44	13	1	0	0	0	1	1	1
Upshaw, Courtney	55	34	21	1.5	10	0	0	2	0	2
Graham, Corey	54	36	18	0	0	2	20	8	0	0
Ngata, Haloti	51	33	18	5	50	0	0	1	0	0
Jones, Arthur	47	27	20	4.5	29.5	0	0	0	1	0
Kruger, Paul	42	30	12	9	46	1	0	6	1	1
McClellan, Albert	42	29	13	1	11	0	0	2	0	2
Bynes, Josh	31	18	13	0	0	0	0	2	0	0
Smith, Jimmy	31	27	4	0	0	0	0	3	0	0
Ayanbadejo, Brendon	30	16	14	1	7	0	0	1	0	0
Kemoeatu, Ma'ake	29	15	14	1	1	0	0	2	1	0
Cody, Terrence	25	12	13	0	0	0	0	1	0	0
Webb, Lardarius	25	24	1	0	0	1	8	6	1	1
Suggs, Terrell	22	17	5	2	15	0	0	4	0	0
McPhee, Pernell	21	18	3	1.5	12	0	0	0	0	0
Ihedigbo, James	19	12	7	1	7	0	0	1	0	0
Brown, Chykie	14	12	2	0	0	0	0	6	0	0
Tyson, DeAngelo	11	3	8	0	0	0	0	2	0	0
Johnson, Chris	7	7	0	0	0	0	0	0	1	0
Brown, Omar	3	2	1	1	9	0	0	0	0	0
Hall, Brian	3	1	2	0	0	0	0	0	0	0
Considine, Sean	2	1	1	0	0	0	0	0	0	0
Kindle, Sergio	1	1	0	0	0	0	0	0	0	0
Totals	1021	729	292	37	250	13	196	91	6	10

2012 RAVENS SPECIAL TEAMS STATS

from Press Box Stats

Name	Total	Solo	Assists	FF	FR	Blocked Kicks
Ayanbadejo, Brendon	14	12	2	0	1	0
Allen, Anthony	12	11	1	0	0	0
Brown, Chykie	11	9	2	0	0	0
Considine, Sean	7	6	1	0	0	0
McClellan, Albert	7	7	0	1	0	0
Graham, Corey	6	6	0	0	0	0
Ihedigbo, James	6	6	0	0	0	0
Upshaw, Courtney	5	4	1	1	0	0
Williams, LaQuan	5	4	1	0	0	0
Reed, David	4	3	1	0	0	0
Bynes, Josh	3	1	2	0	0	0
Ellerbe, Dannell	3	3	0	1	0	0
Koch, Sam	3	2	1	0	0	0
Smith, Jimmy	3	3	0	0	0	0
Cox, Morgan	2	1	1	0	0	0
Dickson, Ed	1	1	0	0	0	0
Hamilton, Adrian	1	1	0	0	0	0
Jackson, Asa	1	1	0	0	0	0
Levine, Anthony	1	1	0	0	0	0
Tucker, Justin	1	1	0	0	0	0
Brown, Omar	0	0	0	0	1	0
McClain, Jameel	0	0	0	0	1	0
Totals	96	83	13	3	3	0

2012 SINGLE-GAME BESTS

- Tackles:** 14 by Ray Lewis vs. Dal. (10/14) and vs. Cin. (9/10)
- Sacks:** 2 by Arthur Jones at SD (11/25) and Paul Kruger vs. Oak. (11/11)
- Tackles For Loss:** 3 by Arthur Jones at SD (11/25) and Paul Kruger at KC (10/7)
- Interceptions:** 1 by six different players
- Passes Defensed:** 4 by Chykie Brown vs. NYG (12/23)
- Forced Fumbles:** 1 by six different players
- Fumble Recoveries:** 1 by six different players
- Special Teams Tackles:** 3 by Anthony Allen vs. Oak. (11/11), Corey Graham at Hou. (10/21) and Brendon Ayanbadejo at Phi. (9/16)

BALTIMORE RAVENS 2012 POSTSEASON GAME BY GAME OFFENSIVE STATISTICS

Game	1/6/13 vs. Ind.	1/12/13 at Den.
Points	24	38
1st Qtr	0	14
2nd Qtr	10	7
3rd Qtr	7	7
4th Qtr	7	7
Overtime	0	3
TDs (Ru-P-Ret)	2-1-0	1-3-1
PATs (M/A)	3-3	5-5
2PT Convs (M/A)	0-0	0-0
FGs (M/A)	1-1	1-1
Safeties	0	0
First Downs	18	21
Rushing	6	4
Passing	11	14
Penalty	1	3
3rd Down Conv (M/A)	4-10	7-17
3rd Down Conv Pct	40.00%	41.18%
4th Down Conv (M/A)	0-0	0-1
4th Down Conv Pct	0.00%	0.00%
Total Net Yards	441	479
Total Off. Plays	56	74
Avg. Gain Per Play	7.9	6.5
Net Yards Rushing	172	155
Total Rushing Plays	32	39
Avg. Gain Per Rush	5.4	4
Net Yards Passing	269	324
Times Sacked	1	1
Yards Lost on Sacks	13	7
Gross Yards Passing	282	331
Pass Attempts	23	34
Pass Completions	12	18
Completion Pct	52.17%	52.94%
Avg. Gain Per Pass	11.2	9.3
Interceptions	0	0
Fumbles / Fum. Lost	2-2	1-1
Penalties	9	8
Penalty Yards	70	56
Punts	4	8
Gross Punting Avg	43.3	48.3
Touchbacks	2	0
Inside20	1	6
Punts Blocked	0	0
Net Punting Average	33.3	37
Punt Returns	4	3
Punt Return Yards	57	22
Punt Return Avg.	14.3	7.3
Fair Catches	0	1
Kickoff Returns	2	4
Kickoff Return Yards	60	64
Kickoff Return Avg.	30	16
Time of Possession	22:28:00	36:36:00

BALTIMORE RAVENS 2012 POSTSEASON GAME BY GAME DEFENSIVE STATISTICS

Game	1/6/13 vs. Ind.	1/12/13 at Den.
Points	9	35
1st Qtr	0	14
2nd Qtr	6	7
3rd Qtr	3	7
4th Qtr	0	7
Overtime	0	0
TDs (Ru-P-Ret)	0-0-0	0-3-2
PATs (M/A)	0-0	5-5
2PT Convs (M/A)	0-0	0-0
FGs (M/A)	3-4	0-1
Safeties	0	0
First Downs	25	30
Rushing	6	9
Passing	16	15
Penalty	3	6
3rd Down Conv (M/A)	9-20	7-16
3rd Down Conv Pct	45.00%	43.75%
4th Down Conv (M/A)	0-2	1-1
4th Down Conv Pct	0.00%	100.00%
Total Net Yards	419	398
Total Off. Plays	87	87
Avg. Gain Per Play	4.8	4.6
Net Yards Rushing	152	125
Total Rushing Plays	30	41
Avg. Gain Per Rush	5.1	3
Net Yards Passing	267	273
Times Sacked	3	3
Yards Lost on Sacks	21	17
Gross Yards Passing	288	290
Pass Attempts	54	43
Pass Completions	28	28
Completion Pct	51.85%	65.12%
Avg. Gain Per Pass	4.7	5.9
Interceptions	1	2
Fumbles / Fum. Lost	1-1	2-1
Penalties	5	10
Penalty Yards	37	87
Punts	4	5
Gross Punting Average	48.5	48.8
Touchbacks	0	0
Inside20	0	3
Punts Blocked	0	0
Net Punting Average	34.3	44.4
Punt Returns	0	3
Punt Return Yards	0	90
Punt Return Avg.	0	30
Fair Catches	0	2
Kickoff Returns	0	4
Kickoff Return Yards	0	171
Kickoff Return Avg.	0	42.8
Time of Possession	37:32:00	40:06:00

BALTIMORE RAVENS 2012 REGULAR SEASON GAME BY GAME OFFENSIVE STATISTICS

Game	9/10 vs. Cin.	9/16 at Phi.	9/23 vs. NE	9/27 vs. Cle.	10/7 at KC	10/14 vs. Dal.	10/21 at Hou.	11/4 at Cle.	11/11 vs. Oak.	11/18 at Pit.	11/25 at SD	12/2 vs. Pit.	12/9 at Was.	12/16 vs. Den.	12/23 vs. NYG	12/30 at Cin.
Points	44	23	31	23	9	13	31	13	55	13	16	20	28	17	33	17
1st Qtr	10	7	0	3	3	10	3	14	7	10	14	0	7	7	0	14
2nd Qtr	7	10	14	9	0	14	0	0	17	0	0	13	14	0	10	0
3rd Qtr	17	0	7	14	6	7	7	0	21	3	3	7	0	3	3	0
4th Qtr	10	6	10	0	0	7	3	11	7	0	10	0	7	14	6	10
Overtime	0	0	0	0	0	0	0	0	0	0	3	0	0	0	0	0
TDs (Ru-P-Ret)	2-2-0	1-1-0	1-3-0	1-1-1	0-0-0	2-1-1	0-1-0	2-1-0	3-3-1	0-0-1	0-1-0	1-1-0	1-3-0	0-2-0	1-2-0	2-0-0
PATs (M/A)	5-5	2-2	4-4	2-2	0-0	4-4	1-1	2-2	7-7	1-1	1-1	2-2	4-4	2-2	3-3	2-2
2PT Convs (M/A)	0-0	0-0	0-0	0-0	0-0	0-0	0-0	1-1	0-0	0-0	0-0	0-0	0-0	0-0	0-0	0-0
FGs (M/A)	3-3	3-3	1-1	1-2	3-3	1-1	2-2	1-1	2-2	2-3	3-3	2-2	0-0	1-1	4-4	1-2
Safeties	0	0	0	0	0	0	0	0	0	0	0	0	0	0	0	0
First Downs	26	17	28	23	15	19	12	18	22	12	25	19	18	12	25	23
Rushing	8	5	6	5	6	8	8	4	4	4	5	6	9	2	6	12
Passing	15	9	17	16	8	10	6	9	15	7	19	11	7	8	17	8
Penalty	3	3	5	2	1	1	2	2	3	1	1	2	2	2	2	3
3rd Down Conv (M/A)	3-9	4-14	4-8	5-15	3-11	6-10	4-15	5-14	5-12	3-14	12-24	3-11	6-12	1-12	11-18	5-18
3rd Down Conv Pct	33.33%	28.57%	50.00%	33.33%	27.27%	60.00%	26.67%	35.71%	41.67%	21.43%	50.00%	27.27%	50.00%	8.33%	61.11%	27.78%
4th Down Conv (M/A)	1-1	0-2	0-1	0-1	0-0	0-0	0-1	1-1	1-1	0-0	1-2	0-0	0-0	0-2	0-0	2-2
4th Down Conv Pct	100.00%	0.00%	0.00%	0.00%	0.00%	0.00%	0.00%	100.00%	100.00%	0.00%	50.00%	0.00%	0.00%	0.00%	0.00%	100.00%
Total Net Yards	430	325	503	438	298	316	176	282	419	200	443	288	359	278	533	352
Total Off. Plays	58	65	65	77	55	49	59	62	62	57	91	58	58	81	81	83
Avg. Gain Per Play	7.4	5	7.7	5.7	5.4	6.4	3	4.5	6.8	3.5	4.9	5	6.2	4.5	6.6	4.2
Net Yards Rushing	122	111	121	101	133	86	55	137	78	47	127	111	186	56	224	206
Total Rushing Plays	23	21	26	27	24	22	22	37	28	23	35	21	35	19	45	46
Avg. Gain Per Rush	5.3	5.3	4.7	3.7	5.5	4.6	3.7	4.6	3.7	2.8	3.6	5.3	5.3	2.9	5	4.5
Net Yards Passing	308	214	382	337	165	230	121	145	341	153	316	177	173	222	309	146
Times Sacked	3	2	0	4	4	1	4	1	0	2	5	3	0	3	0	4
Yards Lost on Sacks	21	18	0	19	22	4	26	8	0	11	39	11	9	32	0	37
Gross Yards Passing	329	232	382	356	187	234	147	153	341	164	355	188	182	254	309	183
Pass Attempts	32	32	42	46	26	43	24	34	34	32	51	34	21	40	36	33
Pass Completions	23	22	28	28	13	17	21	15	21	20	30	16	16	20	25	19
Completion Pct	71.88%	52.38%	71.79%	60.87%	48.15%	65.38%	48.84%	62.50%	61.76%	62.50%	58.82%	47.06%	76.19%	50.00%	69.44%	57.58%
Avg. Gain Per Pass	8.8	4.9	9.8	6.7	5.3	8.5	2.6	5.8	10	4.5	5.6	4.8	7.5	5.2	8.6	3.9
Interceptions	0	1	1	1	1	1	0	2	1	0	0	1	1	1	0	1
Fumbles / Fum. Lost	1-0	1-1	1-0	0-0	1-1	0-0	1-0	0-0	0-0	2-0	1-0	1-1	2-1	3-1	0-0	0-0
Penalties	6	6	14	11	5	10	5	9	4	4	6	8	8	6	9	10
Penalty Yards	50	45	135	100	33	76	56	82	41	68	60	70	56	61	92	102
Punts	2	5	3	7	5	3	3	7	4	8	8	5	5	7	2	7
Gross Punting Avg	43.5	50.2	45.3	46	46.4	45	50.6	44.7	52.5	46.5	46.3	50.6	50.2	50.4	58.5	36.6
Touchbacks	0	1	1	2	0	0	0	1	0	1	1	0	0	0	0	0
Inside20	1	2	2	3	2	0	1	1	1	4	3	2	2	2	1	1
Punts Blocked	0	0	0	0	0	0	0	0	0	0	0	0	0	0	0	0
Net Punting Average	34	44.2	35	32.6	39.8	41.7	48.8	34.1	52.5	42.5	42.4	48.8	30.2	45.7	52.5	35.7
Punt Returns	2	3	2	1	1	1	1	2	4	3	8	0	3	5	7	1
Punt Return Yards	18	34	19	0	10	0	1	7	36	74	66	0	25	52	56	6
Punt Return Avg.	9	11.3	9.5	0	10	0	1	3.5	9	24.7	8.3	0	8.3	10.4	8	6
Fair Catches	1	1	2	3	1	1	2	2	0	4	1	3	1	2	0	2
Kickoff Returns	4	3	3	2	2	3	7	4	2	3	2	3	5	6	3	6
Kickoff Return Yards	88	100	81	68	52	159	201	80	123	76	46	46	145	144	58	141
Kickoff Return Avg.	22	33.3	20.3	22.7	26	28.7	28.7	20	61.5	25.3	23	24.7	29	24	19.3	23.5
Time of Possession	27:34.00	25:39.00	28:57.00	33:03.00	25:50.00	19:57.00	21:44.00	31:32.00	26:38.00	27:09.00	39:02.00	25:39.00	29:22.00	21:26.00	39:21.00	35:39.00

BALTIMORE RAVENS 2012 REGULAR SEASON GAME BY GAME DEFENSIVE STATISTICS

Game	9/10 vs. Cin.	9/16 at Phi.	9/23 vs. NE	9/27 vs. Cle.	10/7 at KC	10/14 vs. Dal.	10/21 at Hou.	11/4 at Cle.	11/11 vs. Oak.	11/18 at Pit.	11/25 at SD	12/2 vs. Pit.	12/9 at Was.	12/16 vs. Den.	12/23 vs. NYG	12/30 at Cin.
Points	13	24	7	13	30	6	29	43	15	20	13	23	31	34	14	23
1st Qtr	0	7	0	0	7	0	7	9	0	0	7	0	3	7	0	7
2nd Qtr	10	0	7	3	7	3	3	20	9	10	0	3	0	14	0	7
3rd Qtr	3	10	7	0	3	0	10	7	3	3	0	7	6	14	0	6
4th Qtr	0	7	3	6	3	3	9	7	3	0	3	10	8	3	7	10
Overtime	0	0	0	0	0	0	0	0	0	0	0	0	3	0	0	0
TDs (Ru+P-Ret)	1-0-0	2-1-0	2-1-0	1-0-0	1-2	0-0-0	1-2	2-2-1	0-0-0	0-2-0	0-1-0	1-1-0	1-2-0	2-1-1	1-1-0	0-1-1
PATs (M/A)	1-1	3-3	3-3	1-1	0-0	0-0	2-2	5-5	0-0	2-2	1-1	2-2	2-2	4-4	2-2	2-2
2PT Convs (M/A)	0-0	0-0	0-0	0-0	0-1	0-0	0-0	0-0	0-0	0-0	0-0	0-0	1-1	0-0	0-0	0-0
FGs (M/A)	2-2	1-1	3-3	3-3	2-2	2-2	3-4	2-2	5-5	2-2	2-2	3-3	3-3	2-3	0-0	3-3
Safeties	0	0	0	0	0	0	0	1	0	0	0	0	0	0	0	0
First Downs	20	26	33	20	19	30	27	17	17	19	16	19	22	21	11	9
Rushing	9	7	6	1	12	11	4	4	4	7	4	6	7	12	3	2
Passing	10	17	19	17	6	15	13	10	10	15	10	12	13	8	7	5
Penalty	1	2	8	2	3	3	3	3	0	2	2	1	2	2	1	2
3rd Down Conv (M/A)	4-15	7-15	7-15	3-15	6-13	8-15	8-15	8-15	5-16	5-17	3-15	5-13	4-11	5-16	2-10	3-13
3rd Down Conv Pct	26.7%	46.7%	46.7%	20.0%	46.15%	53.33%	53.33%	53.33%	31.25%	29.41%	20.00%	38.46%	36.36%	31.25%	20.00%	23.08%
4th Down Conv (M/A)	2-3	1-1	0-0	0-1	0-0	2-2	0-0	0-0	0-1	0-1	1-1	0-0	0-0	0-0	0-0	0-0
4th Down Conv Pct	66.7%	100.0%	0.0%	0.0%	0.0%	100.00%	0.0%	0.0%	0.0%	0.0%	100.00%	0.0%	0.0%	0.0%	0.0%	0.0%
Total Net Yards	322	486	396	357	481	338	420	290	422	311	280	366	420	350	186	189
Total Off. Plays	69	75	77	70	79	68	76	65	73	69	65	65	66	75	45	49
Avg. Gain Per Play	4.7	6.5	5.1	5.1	6.1	5.5	5.5	4.5	5.8	4.5	4.3	5.6	6.4	4.7	4.1	3.9
Net Yards Rushing	129	129	77	43	227	214	181	116	72	134	91	96	172	163	67	47
Total Rushing Plays	28	41	34	17	42	50	37	27	24	27	23	26	35	45	14	21
Avg. Gain Per Rush	4.6	3.1	2.3	2.5	4.3	4.3	4.9	4.3	3	5	3.7	3.7	4.9	3.6	4.8	2.2
Net Yards Passing	193	357	319	314	254	124	239	174	350	177	189	270	248	187	119	142
Times Sacked	4	2	1	0	2	1	1	3	3	2	6	2	3	2	3	2
Yards Lost on Sacks	28	14	16	6	18	0	2	24	18	6	39	6	24	17	31	21
Gross Yards Passing	221	371	335	320	261	124	256	176	368	201	228	276	272	204	150	143
Pass Attempts	37	32	41	52	36	37	37	37	46	39	36	37	28	28	28	26
Pass Completions	22	23	28	25	12	25	23	20	29	18	23	25	17	17	14	15
Completion Pct	59.46%	71.88%	68.29%	48.08%	66.67%	69.44%	62.16%	54.05%	63.04%	46.15%	63.89%	67.57%	60.71%	60.71%	50.00%	57.69%
Avg. Gain Per Pass	4.7	10.5	7.4	5.9	6.9	6.1	6.1	4.6	7.1	4.2	4.5	6.9	8	6.2	3.8	5.1
Interceptions	1	2	0	1	2	1	0	2	1	1	0	2	0	0	0	0
Fumbles / Fum. Lost	2-1	2-2	1-0	1-1	0-0	2-3	1-0	1-0	2-2	3-2	0-0	2-1	3-1	1-0	0-0	1-0
Penalties	3	7	10	7	13	8	5	4	10	6	5	4	8	7	6	4
Penalty Yards	41	58	83	66	82	60	60	31	105	43	37	50	70	51	52	40
Punts	4	5	4	7	5	5	4	4	5	8	9	4	5	8	8	7
Gross Punting Average	45.8	39.2	43	41.4	47.2	48	48	42.5	54.8	44.6	53.2	38.5	48	43	52	47.1
Touchbacks	0	0	0	0	0	0	0	0	0	0	0	0	0	0	0	1
Inside20	1	0	2	2	3	3	2	1	1	4	4	1	1	2	3	4
Punts Blocked	0	0	0	0	0	0	0	0	0	0	0	0	0	0	0	0
Net Punting Average	41.3	32.4	38.3	41.4	45.2	47.8	47.8	40.8	47.6	35.4	45.9	38.5	39	36.5	45	43.4
Punt Returns	2	3	1	2	5	5	4	3	3	3	5	2	3	6	2	2
Punt Return Yards	19	10	11	54	33	10	9	54	0	12	11	9	100	33	12	6
Punt Return Avg.	9.5	3.3	11	27	6.6	5	2.3	10.8	0	1.8	5.5	1.8	33.3	5.5	6	3
Fair Catches	0	1	0	1	0	2	2	1	0	3	1	0	0	0	0	2
Kickoff Returns	3	3	1	2	3	1	1	3	5	2	3	2	2	2	5	2
Kickoff Return Yards	64	49	24	47	82	14	17	74	136	36	25	61	37	21	117	56
Kickoff Return Avg.	21.3	16.3	24	23.5	27.3	14	17	24.7	27.2	18	25	30.5	18.5	10.5	23.4	28
Time of Possession	32:26:00	34:21:00	31:03:00	26:57:00	34:10:00	40:03:00	38:16:00	28:28:00	33:22:00	32:51:00	34:51:00	34:21:00	34:01:00	38:34:00	20:39:00	24:21:00